

Ro-402

**GROUNDWATER MONITORING REPORT  
FOR THE AC TRANSIT FACILITY  
LOCATED AT 1177 47<sup>th</sup> STREET,  
EMERYVILLE, CALIFORNIA**

**Alameda County  
Environmental Health  
FEB 03 2003**

December 2002

**Prepared For:**

Ms. Suzanne Patton  
AC Transit  
10626 E. 14<sup>th</sup> Street  
Oakland, California 94603

**Prepared By:**

Cameron-Cole  
101 W. Atlantic Avenue  
Building 90  
Alameda, California 94501

Project No: 2016-1



**CAMERON-COLE**

920-402

# AC Transit

Alameda Contra Costa Transit District

**Suzanne Patton, P.E.**  
Environmental Engineer  
(510) 577-8869  
January 30, 2003

Alameda County  
FEB 03 2003  
Environmental Health

Ms. eva chu  
Alameda County Health Division  
Division of Environmental Protection  
Department of Environmental Health  
1131 Harbor Bay Parkway, Second Floor  
Alameda, CA 94502

Dear Ms. chu:

**Subject: Quarterly Groundwater Monitoring Report,  
AC Transit, 1177 47th Street, Emeryville**

AC Transit hereby submits the enclosed quarterly groundwater monitoring report for the AC Transit facility located at 1177 47<sup>th</sup> Street in Emeryville. The report was prepared by our consultant, Cameron-Cole, LLC, and contains the results of the October 30, 2002, sampling event.

Groundwater samples were collected from two monitoring wells (MW-11 and MW-12). Samples were analyzed for total extractable petroleum hydrocarbons (TEPH) using modified EPA Method 8015 and benzene, toluene, ethylbenzene, and xylenes (BTEX), and methyl tert-butyl ether (MTBE) using EPA Method 8021B. A groundwater sample was not collected from MW-13 due to the presence of a free phase hydrocarbon layer.

Analytical results indicate that TPH as degraded diesel was detected in MW-11 and MW-12 at concentrations of 260 and 440 ppb, respectively. TPH as degraded gasoline was detected in MW-12 at 420 ppb. BTEX and MTBE were not detected above the laboratory reporting limits.

If you have any questions regarding this report or other matters pertaining to this site, please call me at (510) 577-8869.

Sincerely,

  
Suzanne Patton, P.E.  
Environmental Engineer

enclosure

**GROUNDWATER MONITORING  
REPORT FOR THE  
AC TRANSIT FACILITY  
LOCATED AT 1177 47<sup>th</sup> STREET,  
EMERYVILLE, CALIFORNIA**

December 2002

**Prepared For:**

Ms. Suzanne Patton  
AC Transit  
10626 E. 14<sup>th</sup> Street  
Oakland, California 94603

**Prepared By:**

Cameron-Cole  
101 W. Atlantic Avenue  
Building 90  
Alameda, California 94501

Project No: 2016-1



**CAMERON-COLE**



*Brad Wright*  
Reviewed By  
Brad Wright, RG, CHG  
Senior Hydrogeologist

*Emily Waters*  
Written By  
for Emily Waters  
Environmental Scientist I

## Table of Contents

INTRODUCTION.....	1
GROUNDWATER MONITORING.....	1
Groundwater Elevations and Flow Direction .....	1
Groundwater Sampling Activities .....	2
Groundwater Analytical Results .....	2
SUMMARY OF RESULTS.....	3
PROJECTED WORK AND RECOMMENDATIONS .....	3
APPENDIX A ...Chain-of-Custody Documentation, Certified Analytical Reports, and Field Data Sheets	

### List of Figures

Figure 1	Site Map Including Monitor Well Locations
Figure 2	Potentiometric Surface Map Including Groundwater Flow Direction

### List of Tables

Table 1	Groundwater Level Measurements
Table 2	Analytical Results of Groundwater Samples

## **INTRODUCTION**

This report presents the results from the October 2002 sampling event for the AC Transit Facility located at 1177 47<sup>th</sup> Street, Emeryville, California (Site). Groundwater sampling of monitor wells MW-11, MW-12 and MW-13 was conducted in accordance with directives from Alameda County Health Care Services (ACHCS). In a letter dated August 7, 2001, ACHCS requested quarterly groundwater sampling for monitor wells MW-11, MW-12 and MW-13 and semi-annual groundwater sampling of other Site monitor wells. AC Transit retained Cameron-Cole to perform this work.

## **GROUNDWATER MONITORING**

Work performed during this sampling event included measuring depth to water in all monitor wells and collecting groundwater samples from monitor wells MW-11 and MW-12. Groundwater samples were analyzed for total extractable petroleum hydrocarbons (TEPH) using Environmental Protection Agency (EPA) Method 8015 Modified and benzene, toluene, ethylbenzene, xylenes (BTEX), and methyl tertiary-butyl ether (MTBE) by EPA Method 8021B. A groundwater sample was not collected from MW-13 due to the presence of a free phase hydrocarbon layer.

A site map displaying the monitor well locations is presented as Figure 1. Chain-of-custody documents, field data sheets and certified analytical reports are included in Appendix A.

### **Groundwater Elevations and Flow Direction**

On October 30, 2002 all 16 Site monitor wells were inspected and measured for the presence of free phase hydrocarbons and depth to groundwater. Measurements of depths to groundwater are presented on Table 1 and were used to construct the groundwater elevation contours shown in Figure 2. As shown, groundwater flow is to the west at a gradient of 0.024 feet/foot. A free phase hydrocarbon layer measuring 6.04 feet was detected in MW-13.

## **Groundwater Sampling Activities**

The monitor wells were purged a minimum of three casing volumes using a centrifugal pump and samples were collected using disposable polyethylene bailers. During well purging, field parameters for pH, electrical conductivity, dissolved oxygen, oxidation-reduction potential, ferrous iron and temperature were monitored using calibrated field meters.

Groundwater samples were collected in 40-milliliter glass vials preserved with hydrochloric acid and one-liter non-preserved amber glass containers and placed in an ice-filled cooler for shipment under chain-of-custody to a State of California certified laboratory. A trip blank was submitted for analysis by EPA Method 8021B.

## **Groundwater Analytical Results**

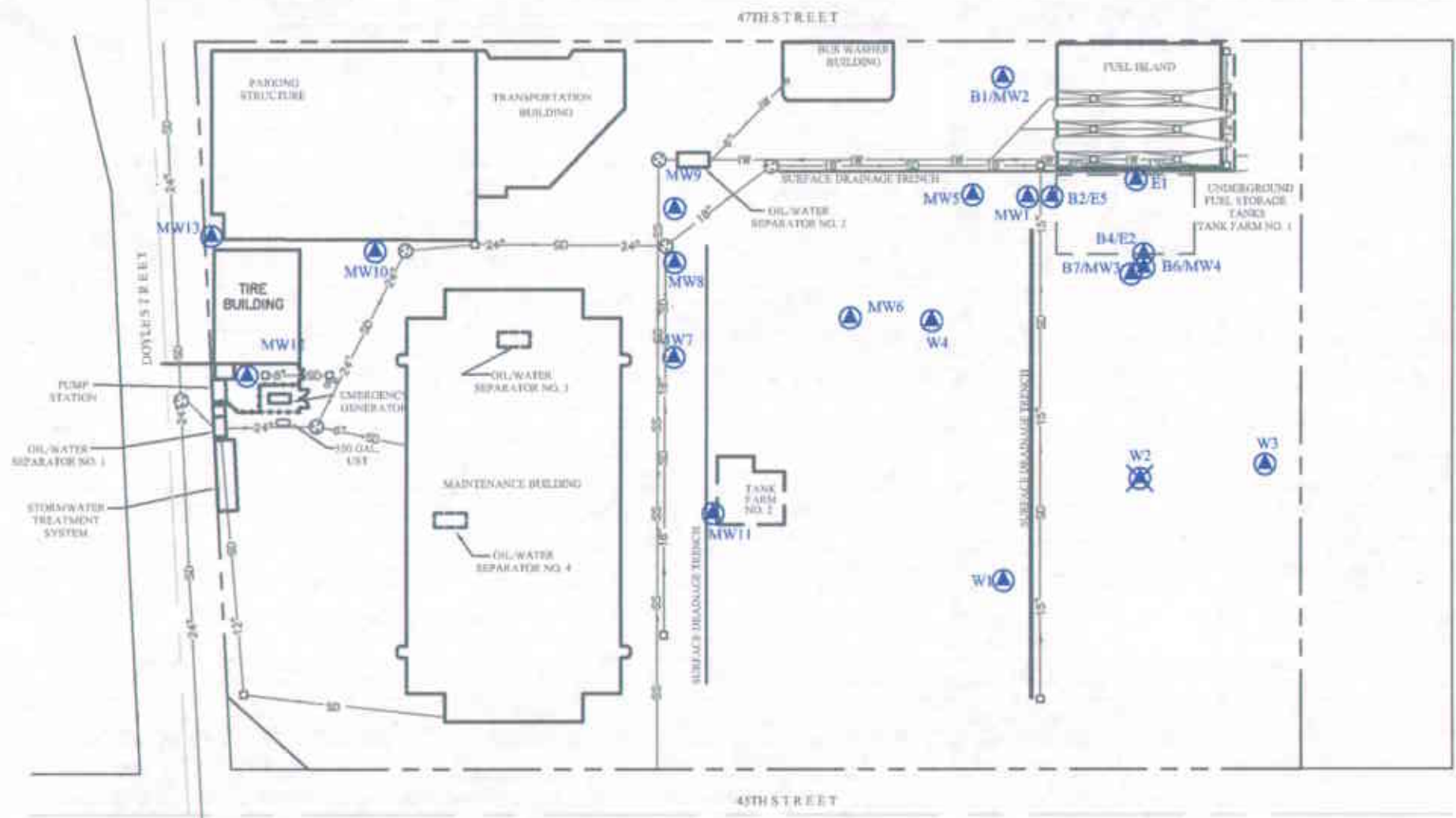
Table 2 presents groundwater analytical results for the October 2002 sampling event. TPH as diesel was detected in monitor wells MW-11 and MW-12 at concentrations of 260 and 440 parts per billion (ppb), respectively. TPH as motor oil was detected in monitor wells MW-11 and MW-12 at concentrations of 510 and 920 ppb, respectively. TPH as gasoline was detected in monitor well MW-12 at a concentration of 420 ppb. BTEX and MTBE were not detected above the laboratory reporting limits. The laboratory noted that concentration of TPH detected in monitor well MW-12 more closely match the hydraulic oil standard than the diesel and motor oil standards. No analytes were detected in the trip blank or method blank. A lab control spike and lab control spike duplicate passed the EPA's criteria for acceptance.

## SUMMARY OF RESULTS

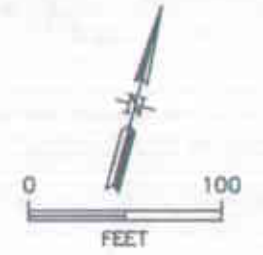
- Groundwater flow is to the west at a gradient of 0.024 feet/foot.
- TPH as degraded diesel was detected in MW-11 and MW-12 at 260 and 440 ppb, respectively. The MW-12 result matched more closely with the hydraulic oil standard than the diesel standard.
- TPH as degraded gasoline was detected in MW-12 at 420 ppb.
- Motor Oil was detected in both MW-11 and MW-12 at 510 and 920 ppb, respectively. The MW-12 result again matched more closely with the hydraulic oil standard than the motor oil standard.
- On November 13, 2002, Cameron-Cole implemented free product removal in monitor well MW-13. Initially, product layer removal consisted of pumping the free phase layer from the well on a daily basis. By November 20, 2002, the layer had been reduced to a sheen (<0.01 feet).

## PROJECTED WORK AND RECOMMENDATIONS

- Quarterly groundwater monitoring of all monitoring wells is scheduled for February 2003. This event will include site-wide depth to groundwater level measurements, including inspection of each monitor well for free-phase hydrocarbon.
- A workplan outlining interim remedial measures conducted at MW-13 and proposing a subsurface investigation to assess the extent of hydraulic oil will be submitted to the ACHCS.



LEGEND	
	MANHOLE
	CATCH BASIN
	MONITORING WELL
	ABANDONED MONITORING WELL
	STORM DRAIN PIPELINE
	SANITARY SEWER PIPELINE
	INDUSTRIAL WASTE PIPELINE
	CHAIN LINK FENCE

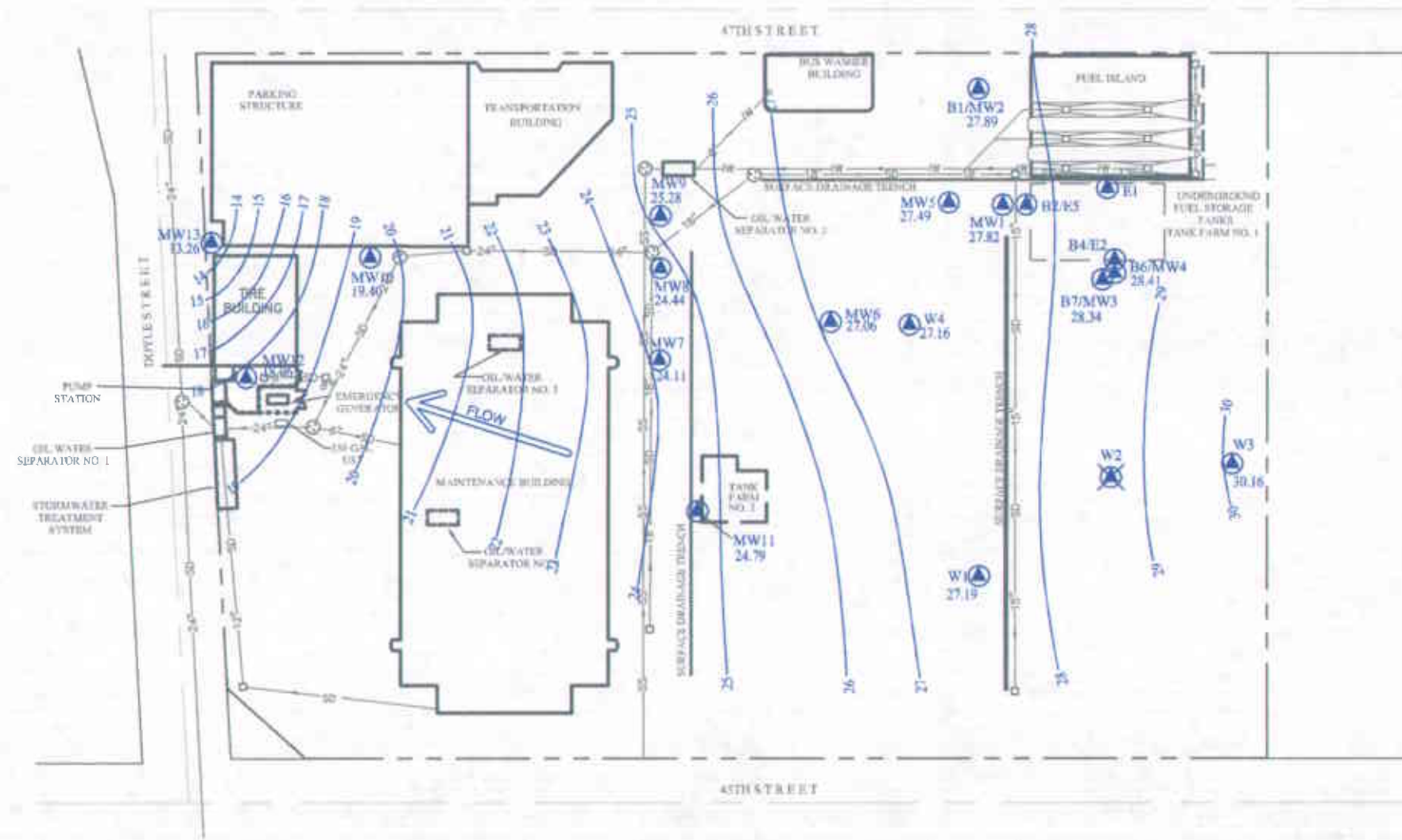


BY	DATE
WRB	10/25/02



EMERYVILLE FACILITY - OAKLAND, CALIFORNIA	
FIGURE 1	
AC TRANSIT - MONITORING WELL LOCATION MAP	
SCALE:	DWG. NO.:
1" = 100'	2015-01





SANTIBALO AVENUE

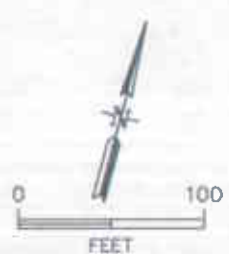


FIGURE 2  
EMERYVILLE FACILITY - OAKLAND, CALIFORNIA  
AC TRANSIT - POTENTIOMETRIC SURFACE MAP  
OCTOBER 30, 2000

LEGEND	
	MANHOLE
	CATCH BASIN
	MONITORING WELL
	ABANDONED MONITORING WELL
	POTENTIOMETRIC SURFACE ELEVATION
	POTENTIOMETRIC SURFACE CONTOUR
	STORM DRAIN PIPELINE
	SANITARY SEWER PIPELINE
	INDUSTRIAL WASTE PIPELINE
	CHAIN LINK FENCE

BY	DATE
WRB	1/9/03



SCALE: 1" = 100'      DWG. NO.: 2015-08

**TABLE 1**  
**GROUNDWATER LEVEL MEASUREMENTS**  
**AC TRANSIT**  
**1177 47TH STREET, EMERYVILLE, CALIFORNIA**

Well	Date	Top of Casing Elevation (ft-msl)	Product Thickness (feet)	DTW (feet)	Groundwater Elevation (ft-msl)	Groundwater Elevation Corrected from Product Thickness* (ft-msl)
MW-1	8/31/1999	32.56	None	3.24	29.32	NA
	11/23/1999		None	4.55	28.01	NA
	3/1/2000		None	3.65	28.91	NA
	5/17/2000		None	4.08	28.48	NA
	8/30/2000		None	5.18	27.38	NA
	12/18/2000		None	4.86	27.7	NA
	3/20/2001		None	4.22	28.34	NA
	6/7/2001		None	4.88	27.68	NA
	9/20/2001		None	4.97	27.59	NA
	12/14/2001		None	3.59	28.97	NA
	2/27/2002		None	4.03	28.53	NA
	5/16/2002		None	4.32	28.24	NA
	9/18/2002		None	4.61	27.95	NA
	<b>10/30/2002</b>		<b>None</b>	<b>4.74</b>	<b>27.82</b>	<b>NA</b>
	MW-2		8/31/1999	32.12	None	5.24
11/23/1999		None	4.03		28.09	NA
3/1/2000		None	3.11		29.01	NA
5/17/2000		None	3.66		28.46	NA
8/30/2000		None	4.65		27.47	NA
12/18/2000		None	4.06		28.06	NA
3/20/2001		None	3.91		28.21	NA
6/7/2001		None	4.40		27.72	NA
9/20/2001		None	4.45		27.67	NA
12/14/2001		None	3.19		28.93	NA
2/27/2002		None	3.45		28.67	NA
5/16/2002		None	3.74		28.38	NA
9/18/2002		None	4.20		27.92	NA
<b>10/30/2002</b>		<b>None</b>	<b>4.23</b>		<b>27.89</b>	<b>NA</b>
MW-3		8/31/1999	34.06		None	6.15
	11/23/1999	None		5.78	28.28	NA
	3/1/2000	None		4.82	29.24	NA
	5/17/2000	None		5.29	28.77	NA
	8/30/2000	None		6.20	27.86	NA
	12/18/2000	None		5.65	28.41	NA
	3/20/2001	None		5.18	28.88	NA
	6/7/2001	None		6.01	28.05	NA
	9/20/2001	None		5.9	28.16	NA
	12/14/2001	None		4.66	29.40	NA
	2/27/2002	None		5.00	29.06	NA
	5/16/2002	None		5.21	28.85	NA
	9/18/2002	None		5.61	28.45	NA
	<b>10/30/2002</b>	<b>None</b>		<b>5.72</b>	<b>28.34</b>	<b>NA</b>

**TABLE 1**  
**GROUNDWATER LEVEL MEASUREMENTS**  
**AC TRANSIT**  
**1177 47TH STREET, EMERYVILLE, CALIFORNIA**

Well	Date	Top of Casing Elevation (ft-msl)	Product Thickness (feet)	DTW (feet)	Groundwater Elevation (ft-msl)	Groundwater Elevation Corrected from Product Thickness* (ft-msl)
MW-4	8/31/1999	34.11	None	6.22	27.89	NA
	11/23/1999		None	6.01	28.10	NA
	3/1/2000		None	4.74	29.37	NA
	5/17/2000		None	5.33	28.78	NA
	8/30/2000		None	6.26	27.85	NA
	12/18/2000		None	5.66	28.45	NA
	3/20/2001		None	5.46	28.65	NA
	6/7/2001		None	6.02	28.09	NA
	9/20/2001		None	6.06	28.05	NA
	12/14/2001		None	5.39	28.72	NA
	2/27/2002		None	5.28	28.83	NA
	5/16/2002		None	5.39	28.72	NA
	9/18/2002		None	5.61	28.50	NA
	<b>10/30/2002</b>		<b>None</b>	<b>5.70</b>	<b>28.41</b>	<b>NA</b>
MW-5	8/31/1999	31.70	None	4.51	27.19	NA
	11/23/1999		None	4.00	27.70	NA
	3/1/2000		None	3.31	28.39	NA
	5/17/2000		None	3.59	28.11	NA
	8/30/2000		None	4.53	27.17	NA
	12/18/2000		None	3.97	27.73	NA
	3/20/2001		None	3.68	28.02	NA
	6/7/2001		None	4.37	27.33	NA
	9/20/2001		None	4.46	27.24	NA
	12/14/2001		None	3.23	28.47	NA
	2/27/2002		None	3.44	28.26	NA
	5/16/2002		None	3.68	28.02	NA
	9/18/2002		None	4.04	27.66	NA
	<b>10/30/2002</b>		<b>None</b>	<b>4.21</b>	<b>27.49</b>	<b>NA</b>
MW-6	8/31/1999	31.02	None	4.40	26.62	NA
	11/23/1999		None	3.81	27.21	NA
	3/1/2000		None	2.88	28.14	NA
	5/17/2000		None	3.44	27.58	NA
	8/30/2000		None	4.40	26.62	NA
	12/18/2000		None	3.61	27.41	NA
	3/20/2001		None	3.16	27.86	NA
	6/7/2001		None	4.18	26.84	NA
	9/20/2001		Sheen	4.22	26.80	NA
	12/14/2001		None	3.62	27.40	NA
	2/27/2002		None	2.94	28.08	NA
	5/16/2002		None	3.53	27.49	NA
	9/18/2002		None	3.97	27.05	NA
	<b>10/30/2002</b>		<b>None</b>	<b>3.96</b>	<b>27.06</b>	<b>NA</b>

**TABLE 1**  
**GROUNDWATER LEVEL MEASUREMENTS**  
**AC TRANSIT**  
**1177 47TH STREET, EMERYVILLE, CALIFORNIA**

Well	Date	Top of Casing Elevation (ft-msl)	Product Thickness (feet)	DTW (feet)	Groundwater Elevation (ft-msl)	Groundwater
						Elevation Corrected from Product Thickness*
MW-7	8/31/1999	29.62	None	5.47	24.15	NA
	11/23/1999		None	4.93	24.69	NA
	3/1/2000		None	4.06	25.56	NA
	5/17/2000		None	4.69	24.93	NA
	8/30/2000		None	5.50	24.12	NA
	12/18/2000		None	5.78	23.84	NA
	3/20/2001		None	4.83	24.79	NA
	6/7/2001		None	4.80	24.82	NA
	9/20/2001		None	5.19	24.43	NA
	12/14/2001		None	4.68	24.94	NA
	2/27/2002		None	4.53	25.09	NA
	5/16/2002		None	4.34	25.28	NA
	9/18/2002		None	5.28	24.34	NA
	<b>10/30/2002</b>		<b>None</b>	<b>5.51</b>	<b>24.11</b>	<b>NA</b>
	MW-8		8/31/1999	29.43	None	5.35
11/23/1999		None	4.75		24.68	NA
3/1/2000		None	4.48		24.95	NA
5/17/2000		None	4.78		24.65	NA
8/30/2000		None	5.02		24.41	NA
12/18/2000		None	5.23		24.20	NA
3/20/2001		None	4.70		24.73	NA
6/7/2001		None	5.13		24.30	NA
9/20/2001		None	5.68		23.75	NA
12/14/2001		None	4.26		25.17	NA
2/27/2002		None	4.18		25.25	NA
5/16/2002		None	4.58		24.85	NA
9/18/2002		None	4.96		24.47	NA
<b>10/30/2002</b>		<b>None</b>	<b>4.99</b>		<b>24.44</b>	<b>NA</b>
MW-9		8/31/1999	29.18		None	4.15
	11/23/1999	None		3.93	25.25	NA
	3/1/2000	None		3.69	25.49	NA
	5/17/2000	None		3.56	25.62	NA
	8/30/2000	None		4.64	24.54	NA
	12/18/2000	None		4.02	25.16	NA
	3/20/2001	None		3.92	25.26	NA
	6/7/2001	None		4.28	24.90	NA
	9/20/2001	None		5.12	24.06	NA
	12/14/2001	None		3.87	25.31	NA
	2/27/2002	None		4.48	24.70	NA
	5/16/2002	None		5.13	24.05	NA
	9/18/2002	None		4.48	24.70	NA
	<b>10/30/2002</b>	<b>None</b>		<b>3.90</b>	<b>25.28</b>	<b>NA</b>

**TABLE 1**  
**GROUNDWATER LEVEL MEASUREMENTS**  
**AC TRANSIT**  
**1177 47TH STREET, EMERYVILLE, CALIFORNIA**

Well	Date	Top of Casing Elevation (ft-msl)	Product Thickness (feet)	DTW (feet)	Groundwater Elevation (ft-msl)	Groundwater
						Elevation Corrected from Product Thickness*
MW-10	8/31/1999	29.13	None	9.59	19.54	NA
	11/23/1999		None	9.44	19.69	NA
	3/1/2000		None	9.06	20.07	NA
	5/17/2000		None	9.31	19.82	NA
	8/30/2000		None	9.68	19.45	NA
	12/18/2000		None	9.41	19.72	NA
	3/20/2001		None	9.23	19.90	NA
	6/7/2001		None	9.60	19.53	NA
	9/20/2001		None	9.70	19.43	NA
	12/14/2001		None	8.83	20.30	NA
	2/27/2002		None	9.15	19.98	NA
	5/16/2002		None	9.45	19.68	NA
	9/18/2002		None	9.65	19.48	NA
	<b>10/30/2002</b>		<b>None</b>	<b>9.73</b>	<b>19.40</b>	<b>NA</b>
	MW-11		9/20/2001	28.93	None	4.41
12/14/2001		None	1.82		27.11	NA
2/27/2002		None	2.39		26.54	NA
5/16/2002		None	2.98		25.95	NA
9/18/2002		None	4.00		24.93	NA
<b>10/30/2002</b>		<b>None</b>	<b>4.14</b>		<b>24.79</b>	<b>NA</b>
MW-12	9/20/2001	28.68	None	10.41	18.27	NA
	12/14/2001		None	9.62	19.06	NA
	2/27/2002		None	10.09	18.59	NA
	5/16/2002		None	10.04	18.64	NA
	9/18/2002		None	10.66	18.02	NA
	<b>10/30/2002</b>		<b>None</b>	<b>10.62</b>	<b>18.06</b>	<b>NA</b>
MW-13	9/20/2001	22.715	None	8.83	13.89	NA
	12/14/2001		None	7.95	14.77	NA
	2/27/2002		None	7.64	15.08	NA
	5/16/2002		None	8.43	14.29	NA
	9/18/2002		6.86	15.09	7.63	13.11
	<b>10/30/2002</b>		<b>6.04</b>	<b>14.29</b>	<b>8.43</b>	<b>13.26</b>
W-1	3/2/2000	33.43	None	4.08	29.35	NA
	5/17/2000		None	5.41	28.02	NA
	8/30/2000		None	6.71	26.72	NA
	12/18/2000		None	5.73	27.70	NA
	3/20/2001		None	5.16	28.27	NA
	6/7/2001		None	6.10	27.33	NA
	9/20/2001		None	6.58	26.85	NA
	12/14/2001		None	4.69	28.74	NA
	2/27/2002		None	4.94	28.49	NA
	5/16/2002		None	5.54	27.89	NA
	9/18/2002		None	6.08	27.35	NA
	<b>10/30/2002</b>		<b>None</b>	<b>6.24</b>	<b>27.19</b>	<b>NA</b>

**TABLE 1**  
**GROUNDWATER LEVEL MEASUREMENTS**  
**AC TRANSIT**  
**1177 47TH STREET, EMERYVILLE, CALIFORNIA**

Well	Date	Top of Casing Elevation (ft-msl)	Product Thickness (feet)	DTW (feet)	Groundwater Elevation (ft-msl)	Groundwater Elevation Corrected from Product Thickness* (ft-msl)
W-2	5/17/2000	34.21	None	5.60	28.61	NA
	8/30/2000		None	7.37	26.84	NA
	12/18/2000		None	6.44	27.77	NA
	1/23/2001					abandoned
W-3	5/17/2000	37.46	None	6.38	31.08	NA
	8/30/2000		None	8.16	29.30	NA
	12/18/2000		None	7.19	30.27	NA
	3/20/2001		None	5.70	31.76	NA
	6/7/2001		None	7.51	29.95	NA
	9/20/2001		None	7.83	29.63	NA
	12/14/2001		None	4.76	32.70	NA
	2/27/2002		None	5.32	32.14	NA
	5/16/2002		None	6.45	31.01	NA
	9/18/2002		None	7.10	30.36	NA
	<b>10/30/2002</b>		<b>None</b>	<b>7.30</b>	<b>30.16</b>	<b>NA</b>
	W-4		3/2/2000	31.72	None	3.34
5/17/2000		None	3.86		27.86	NA
8/30/2000		None	4.99		26.73	NA
12/18/2000		None	4.20		27.52	NA
3/20/2001		None	3.75		27.97	NA
6/7/2001		None	4.67		27.05	NA
9/20/2001		None	4.80		26.92	NA
12/14/2001		None	3.22		28.50	NA
2/27/2002		None	3.58		28.14	NA
5/16/2002		None	3.89		27.83	NA
9/18/2002		None	4.24		27.48	NA
<b>10/30/2002</b>		<b>None</b>	<b>4.56</b>		<b>27.16</b>	<b>NA</b>

*Notes:*

\* used 0.8 specific gravity of product

ft-msl: feet mean sea level

DTW: Depth to water

NA: not applicable

TABLE 2  
ANALYTICAL RESULTS GROUNDWATER SAMPLES  
AC TRANSIT  
1177 47TH STREET, EMERYVILLE, CALIFORNIA

Well	Date	TPH-8015 (diesel)	TPH-8015 (gas)	Benzene	Toluene	Ethylbenzene	Xylenes	MTBE
MCL (ppb)		None	None	1.0	150	700	1750	13
MW-1	8/31/1999	310	NA	<1.0	2.4	1	1.6	NA
	11/23/1999	250	NA	<1.0	<1.0	<1.0	<1.0	NA
	3/1/2000	310	62	<1.0	<1.0	<1.0	<2.0	687
	5/17/2000	390	63	<1.0	<1.0	<1.0	<2.0	74
	8/31/2000	180	<50	<1.0	<1.0	<1.0	<2.0	49
	12/18/2000	310	<50	<1.0	<1.0	<1.0	<2.0	44
	3/21/2001	240	<50	<1.0	<1.0	<1.0	<2.0	17
	6/7/2001	540	<50	<1.0	<1.0	<1.0	<2.0	32
	9/20/2001	290	<50	<1.0	<1.0	<1.0	<2.0	29
	2/27/2002	<250	<50	<1.0	<1.0	<1.0	<2.0	14
MW-2	9/18/2002	230	<50	<1.0	<1.0	<1.0	<2.0	30
	8/31/1999	180	NA	<1.0	<1.0	<1.0	1.2	NA
	11/23/1999	120	NA	<1.0	<1.0	<1.0	<5.0	NA
	3/1/2000	510	<50	<1.0	<1.0	<1.0	<2.0	81
	5/17/2000	1,100	<50	<1.0	<1.0	<1.0	<2.0	87
	8/31/2000	620	<50	<1.0	<1.0	<1.0	<2.0	65
	12/19/2000	830	<50	<1.0	<1.0	<1.0	<2.0	70
	3/21/2001	900	<50	<2.0	<2.0	<2.0	<4.0	33
	6/7/2001	810	<50	<1.0	<1.0	<1.0	<2.0	43
	9/20/2001	1,200	<50	<1.0	<1.0	<1.0	<2.0	35
MW-3	2/27/2002	<250	<50	<1.0	<1.0	<1.0	<2.0	19
	9/18/2002	180	<50	<1.0	<1.0	<1.0	<2.0	17
	8/31/1999	2,700	NA	<1.0	<1.0	<1.0	<1.0	NA
	11/23/1999	640	NA	<1.0	<1.0	<1.0	<1.0	NA
	3/1/2000	<250	<50	<1.0	<1.0	<1.0	<2.0	<5.0
	5/17/2000	620	<50	<1.0	<1.0	<1.0	<2.0	<5.0
	8/31/2000	1,800	<50	<1.0	<1.0	<1.0	<2.0	<5.0
	12/18/2000	NA	<50	<1.0	<1.0	<1.0	<2.0	<5.0
	3/21/2001	1,700	<50	<1.0	<1.0	<1.0	<2.0	<5.0
	6/7/2001	770	<50	<1.0	<1.0	<1.0	<2.0	<5.0
MW-4	9/21/2001	260	<50	<1.0	<1.0	<1.0	<2.0	<5.0
	2/27/2002	560	<50	<1.0	<1.0	<1.0	<2.0	<5.0
	9/18/2002	340	<50	<1.0	<1.0	<1.0	<2.0	<5.0
	8/31/1999	<50	NA	<1.0	<1.0	<1.0	1.6	NA
	11/23/1999	<50	NA	<1.0	<1.0	<1.0	<1.0	NA
	3/1/2000	<250	<50	<1.0	<1.0	<1.0	<2.0	<5.0
	5/17/2000	80	<50	<1.0	<1.0	<1.0	<2.0	<5.0
	8/31/2000	<250	<50	<1.0	<1.0	<1.0	<2.0	<5.0
	12/18/2000	<250	<50	<1.0	<1.0	<1.0	<2.0	<5.0
	3/20/2001	<250	<50	<1.0	<1.0	<1.0	<2.0	<5.0
MW-5	6/7/2001	<250	<50	<1.0	<1.0	<1.0	<2.0	<5.0
	8/31/1999	250	NA	<1.0	<1.0	<1.0	1	NA
	11/23/1999	300	NA	<1.0	<1.0	<1.0	<5.0	NA
	3/1/2000	340	<50	<1.0	<1.0	<1.0	<2.0	100
	5/17/2000	230	<50	<1.0	<1.0	<1.0	<2.0	86
	8/31/2000	220	<50	<1.0	<1.0	<1.0	<2.0	59
	12/18/2000	360	<50	<1.0	<1.0	<1.0	<2.0	57
	3/20/2001	250	<50	<5.0	<5.0	<5.0	<10	87
	6/7/2001	600	<50	<1.0	<1.0	<1.0	<2.0	74
	MW-6	8/31/1999	140,000	NA	77	18	31	49
11/23/1999		6,100	NA	45	14	6.9	48	NA
3/1/2000		22,000	2800	6.8	<2.0	<2.0	<10	<5.0
5/17/2000		1,800	6200	77	16	39	37	<5.0
8/31/2000		76,000	5300	60	13	43	45.7	<5.0
12/19/2000		6,300	1300	26.0	4.9	8.4	11.5	<5.0
3/21/2001		5,100	1900	49.0	9.5	13	12	<10
6/7/2001		14,000	2600	47.0	10	13	19	<10
9/21/2001		15,000	4000	180	14	24	40	<50
2/27/2002		43,000	5000	68	16	52	41.8	<25
9/18/2002	320,000	2000	74	7.3	22	25	<5.0	

TABLE 2  
ANALYTICAL RESULTS GROUNDWATER SAMPLES  
AC TRANSIT  
1177 47TH STREET, EMERYVILLE, CALIFORNIA

Well	Date	TPH-8015 (diesel)	TPH-8015 (gas)	Benzene	Toluene	Ethylbenzene	Xylenes	MTBE	
MCL (ppb)		None	None	1.0	150	700	1750	13	
MW-7	8/31/1999	1,400	NA	<1.0	2.9	2.3	2.7	NA	
	11/23/1999	530	NA	<1.0	<1.0	<1.0	<1.0	NA	
	3/1/2000	640	860	<1.0	<1.0	<1.0	<2.0	<2.0	
	5/17/2000	430	410	<1.0	<1.0	<1.0	<2.0	9.5	
	8/31/2000	950	1100	<1.0	<1.0	<1.0	<2.0	<5.0	
	12/18/2000	1,100	820	<1.0	<1.0	<1.0	<2.0	<5.0	
	3/20/2001	770	1000	<1.0	1.4	<1.0	<2.0	<5.0	
	6/7/2001	1,400	870	<1.0	<1.0	<1.0	<2.0	<5.0	
	9/21/2001	940	1000	<1.0	<1.0	<2.0	<5.0	<5.0	
	2/27/2002	430	930	<1.0	<1.0	<1.0	<2.0	<5.0	
	9/18/2002	440	870	<1.0	<1.0	<1.0	<2.0	<5.0	
	MW-8	8/31/1999	230	NA	<1.0	<1.0	1.2	<1.0	NA
		11/23/1999	220	NA	<1.0	<1.0	<1.0	<1.0	NA
3/1/2000		260	150	<1.0	<1.0	<1.0	<2.0	<5.0	
5/17/2000		660	310	<1.0	<1.0	<1.0	<2.0	<5.0	
8/31/2000		460	300	<1.0	<1.0	<1.0	1.4	<5.0	
12/18/2000		370	230	<1.0	<1.0	<1.0	<2.0	<5.0	
3/20/2001		1,700	64	<1.0	<1.0	<1.0	<2.0	<5.0	
6/7/2001		1,300	180	<1.0	<1.0	<1.0	<2.0	<5.0	
8/31/1999		2,800	NA	<1.0	<1.0	<1.0	1.1	NA	
11/23/1999		1,300	NA	<1.0	<1.0	<1.0	<1.0	NA	
MW-9	3/1/2000	510	<50	<1.0	<1.0	<1.0	<2.0	<5.0	
	5/17/2000	990	<50	<1.0	<1.0	<1.0	<2.0	<5.0	
	8/31/2000	1,100	<50	<1.0	<1.0	<1.0	<2.0	<5.0	
	12/18/2000	1,900	<50	<1.0	<1.0	<1.0	<2.0	5.9	
	3/20/2001	1,500	<50	<1.0	<1.0	<1.0	<2.0	5.5	
	6/7/2001	590	<50	<1.0	<1.0	<1.0	<2.0	8.1	
	9/20/2001	790	<50	<1.0	<1.0	<1.0	<2.0	8.5	
	2/27/2002	650	<50	<1.0	<1.0	<1.0	<2.0	9.5	
	9/18/2002	480	<50	<1.0	<1.0	<1.0	<2.0	6.2	
	MW-10	8/31/1999	1,100	NA	<1.0	1.2	2.0	<1.0	NA
		11/23/1999	1,200	NA	<1.0	<1.0	<1.0	<1.0	NA
		3/1/2000	1,300	540	<1.0	<1.0	<1.0	<2.0	NA
		5/17/2000	990	460	<1.0	<1.0	<1.0	<2.0	6.9
8/31/2000		840	320	<1.0	<1.0	<1.0	<2.0	25	
12/18/2000		900	290	<1.0	<1.0	<1.0	<2.0	<9.0	
3/21/2001		620	220	<1.0	<1.0	<1.0	<2.0	<5.0	
6/7/2001		1,300	360	<1.0	<1.0	<1.0	<2.0	15	
9/20/2001		1,000	350	<1.0	<1.0	<1.0	<2.0	44	
2/27/2002		610	150	<1.0	<1.0	<1.0	<2.0	<5.0	
9/18/2002		850	240	<1.0	1.2	<1.0	<2.0	20	
MW-11		9/20/2001	460	88	<1.0	<1.0	<1.0	<2.0	<5.0
		12/14/2002	320	<50	<1.0	<1.0	<1.0	<2.0	<5.0
	2/27/2002	<50	<50	<1.0	<1.0	<1.0	<2.0	<5.0	
	5/16/2002	380	<50	<1.0	<1.0	<1.0	<2.0	<5.0	
	9/18/2002	250	<50	<1.0	<1.0	<1.0	<2.0	<5.0	
	10/30/2002	260	<50	<0.5	<0.5	<0.5	<1.5	<2.5	
MW-12	9/20/2001	540	960	<1.0	<1.0	<2.0	<5.0	11	
	12/14/2002	170	670	<1.0	<1.0	<1.0	<2.0	9.4	
	2/27/2002	350	950	<1.0	<1.0	<1.0	<2.0	11	
	5/16/2002	500	1100	<1.0	<1.0	<1.0	<2.0	6.7	
	9/18/2002	1,600	570	<1.0	<1.0	<1.0	<3.0	7.1	
	10/30/2002	440	420	<0.5	<0.5	<0.5	<1.5	<2.5	



**TABLE 2**  
**ANALYTICAL RESULTS GROUNDWATER SAMPLES**  
**AC TRANSIT**  
**1177 47TH STREET, EMERYVILLE, CALIFORNIA**

Well	Date	TPH-8015 (diesel)	TPH-8015 (gas)	Benzene	Toluene	Ethylbenzene	Xylenes	MTBE
MCL (ppb)		None	None	1.0	150	700	1750	13
MW-13	9/21/2001	<250	<50	<1.0	<1.0	<1.0	<2.0	7.4
	12/14/2002	160	<50	<1.0	<1.0	<1.0	<2.0	11
W-1	2/27/2002	1,100	450	<1.0	<5.0	<1.0	<2.0	9.9
	5/16/2002	520	150	<1.0	<1.0	<1.0	<2.0	8.7
	3/2/2000	1,800	3400	20.0	5.3	30	23.8	<5.0
	5/17/2000	1,100	7300	35.0	11	59	45	<1.0
	8/31/2000	2,200	6200	20.0	7.9	36	38.2	<1.0
	12/19/2000	1,700	5600	20.0	8.4	30	35.6	<5.0
	3/20/2001	2,100	7200	32.0	13	56	40	<1.0
	6/7/2001	2,100	7300	26.0	18	42	38.3	<1.0
	9/21/2001	1,800	7100	27	<1.0	48	40	<1.0
	2/27/2002	1,800	7100	24	9	52	34	<2.5
W-2	9/18/2002	1,000	5900	11	<2.2	23	22	<5.0
	5/17/2000	19,000	870	<2.0	<1.0	<2.0	<4.0	<5.0
	8/31/2000	7,400	2200	4.6	2.5	3.8	11	<5.0
W-3	12/19/2000	10,000	290	8.8	3.4	8.6	17.4	<5.0
	5/17/2000	<50	<50	<1.0	<1.0	<1.0	<2.0	<5.0
	8/31/2000	<50	<50	<1.0	<1.0	<1.0	<2.0	<5.0
	12/18/2000	<250	<50	<1.0	<1.0	<1.0	<2.0	<5.0
W-4	3/20/2001	630	<50	<1.0	<1.0	<1.0	<2.0	<5.0
	6/7/2001	1,200	<50	<1.0	<1.0	<1.0	<2.0	<5.0
	3/2/2000	190	<50	1.1	<1.0	<1.0	<2.0	<5.0
	5/17/2000	230	<50	<1.0	<1.0	<1.0	<2.0	<5.0
	8/31/2000	240	<50	<1.0	<1.0	<1.0	<2.0	<5.0
	12/19/2000	320	<50	<1.0	<1.0	<1.0	<2.0	<5.0
	3/21/2001	220	<50	<1.0	<1.0	<1.0	<2.0	<5.0
6/7/2001	430	<50	<1.0	<1.0	<1.0	<2.0	<5.0	

*Notes:*

ppb: parts per billion

TPH: Total Petroleum Hydrocarbons

MTBE: methyl tert butylether

MCL: Maximum Contaminant Level

NA: not analyzed

**APPENDIX A**

**CHAIN-OF-CUSTODY DOCUMENTATION  
FIELD DATA SHEETS  
CERTIFIED ANALYTICAL REPORTS**

AC TRANSIT - EMERYVILLE  
FOURTH QUARTER 2002

FIELD PERSONNEL: *FW*

WELL OR LOCATION	DATE	TIME	MEASUREMENT	CODE	COMMENTS
MW-1	10/30/02	1020	4.74	SWL	
MW-2		1017	4.23	SWL	
MW-3		1027	5.72	SWL	
MW-4		1030	5.70	SWL	
MW-5		1015	4.21	SWL	
MW-6		1035	4.96	SWL OIL	oil/water interphase
MW-6		↓	3.96	SWL OWI	blue sonder
MW-7		1004	5.51	SWL	
MW-8		1007	4.99	SWL	
MW-9		1011	3.90	SWL	
MW-10		0955	9.73	SWL	
MW-11		1002	4.14	SWL	
MW-12		0958	10.62	SWL	
MW-13		0925	9.25	OIL	oil/water
MW-13		↓	15.29	OWI	interphase probe
W-1		1041	6.24	SWL	
W-3		1043	7.30	SWL	
W-4	↓	1039	4.56	SWL	

SWL - Static Water Level  
OIL - Oil Level  
OWI - Oil/Water Interface  
MTD - Measured Total Depth

Project Name:  
 Casing Diameter (in): 2"  
 Total Well Depth (ft): 17.40  
 Depth to Water (ft) before purging: 4.14

Project Number: 2010  
 Sample Date: 10/30/02  
 Sample ID: MW-11

Well ID: MW-11

Development Method:

NA Bailer:  Teflon  Stainless Steel  PVC  ABS Plastic  
 Pump:  Dedicated Submersible Pump  Bladder Pump  
 Non-Dedicated Submersible Pump

Time	pH	Conductivity (umho/cm)	Temperature (Celsius)	Water Level (to 0.01 ft.)	Cum. Vol. (gal)	Pump Rate (GPM)
1105	7.06	856	23.9	4.15	2	
1108	7.11	723	24.8	4.18	4	
1111	7.15	720	25.6	4.17	6	

Water Volume to be Purged (gal):

(Casing Length in Ft - Depth to Water in Ft) (X) (3)

Where X=1 Well Volume in Gal/ft, X=0.165 for 2" wells, X=0.37 for 3" wells, X=0.65 for 4" wells

$(17.40 - 4.14) = 13.26 \times 0.165 = 2.19 \times 3 = 6.57$

NOTE: 3 to 5 Well Casing Volumes required prior to sample collection.

At least 3 well casing volumes were removed prior to sampling.

Sample Collection Method:

Bailer:  Teflon  Stainless Steel  PVC  ABS Plastic  
 Pump:  Dedicated Submersible Pump  Bladder Pump  
 Non-Dedicated Submersible Pump

QA/QC Samples if any (Duplicate, Field Blank, Rinse Blank, Etc.):

Parameter Collected: 8260 8015 DRO/GRO

Sample Appearance

OVA Reading (ppm)  
 Suspended Solids (describe):

Start: 1102

DO: 3.81

Decontamination Performed:

Washed/rinsed  
 sonder/meters

Stop: 1114

ORP = 152

Sample: 1120

Fe 2.17

Comments / Calculations:

Cent pump used to purge  
 disposable bailer used to sample

TB collected @ 1050

Name: E. Waters

Date: 10/30/02

Project Name: AC Transit - Freely Project Number: 2016  
 Casing Diameter (in): 2" Sample Date: 10/30/02  
 Total Well Depth (ft): 29.87 Sample ID: MW-12  
 Depth to Water (ft) before purging: 10.65

Well ID: MW-12

Development Method:  
 Bailer: Teflon Stainless Steel PVC ABS Plastic  
 NA Pump: Dedicated Submersible Pump Bladder Pump  
 Non-Dedicated Submersible Pump

Time	pH	Conductivity (umho/cm)	Temperature (Celsius)	Water Level (to 0.01 ft.)	Cum. Vol. (gal)	Pump Rate (GPM)
1151	7.03	791	23.1	11.01	3	0.5
1157	6.80	804	25.8	11.34	6	
1206	6.78	809	26.2	11.76	9	↓
						total vol = 10.5 gal

Water Volume to be Purged (gal):  
 (Casing Length in Ft - Depth to Water in Ft) (X) (3)  
 Where X=1 Well Volume in Gal/ft, X=0.165 for 2" wells, X=0.37 for 3" wells, X=0.65 for 4" wells  
 $29.87 - 10.65 = 19.22 \times 0.165 = 3.17 \times 3 = 9.51$   
**NOTE: 3 to 5 Well Casing Volumes required prior to sample collection.**

At least \_\_\_\_\_ well casing volumes were removed prior to sampling.

Sample Collection Method:  
 X Bailer: Teflon Stainless Steel PVC ABS Plastic  
 Pump: Dedicated Submersible Pump Bladder Pump  
 Non-Dedicated Submersible Pump

QA/QC Samples if any (Duplicate, Field Blank, Rinse Blank, Etc.):

Parameter Collected: 8260 8015 DRO/GIRO

Sample Appearance  
 OVA Reading (ppm) start 1145 Fe > 3.30  
 Suspended Solids (describe): stop 1209 DO 3.81  
 Decontamination Performed: washed/rinsed sample 1215 CRP -125  
 sonifier/meters

Comments / Calculations:  
 (ent) pump used to purge  
 disposable bailer used to sample.

Name: E. Waters Date: 10/30/02

# Entech Analytical Labs, Inc. <sup>11</sup> RECEIVED DEC 13 2002

3334 Victor Court • Santa Clara, CA 95054 • (408) 588-0200 • Fax (408) 588-0201

December 09, 2002

Brad Wright  
Cameron-Cole  
101 W. Atlantic Ave., Bldg#90  
Alameda, CA 94501

<b>Order:</b> 31809	<b>Date Collected:</b> 10/30/02
<b>Project Name:</b> ACTransit	<b>Date Received:</b> 10/31/02
<b>Project Number:</b> 2016	<b>P.O. Number:</b> 2016
<b>Project Notes:</b>	

On October 31, 2002, samples were received under documented chain of custody. Results for the following analyses are attached:


<u>Matrix</u>	<u>Test</u>	<u>Method</u>
Liquid	BTEX+MTBE	EPA 8020
	EDD	EDD
	EPA 8021B by EPA 8260B	EPA 8260B
	PDF	PDF
	TPH as Diesel	EPA 8015 MOD. (Extractable)
	TPH as Gasoline	EPA 8015 MOD. (Purgeable)
	TPH as Motor Oil	EPA 8015 MOD. (Extractable)

**Case Narrative:** Per client request, report re-issued 12/9/02 to include BTEX/MTBE by EPA 8020. All QC has been re-validated to include additional compounds.

Chemical analysis of these samples has been completed. Summaries of the data are contained on the following pages. USEPA protocols for sample storage and preservation were followed.

Entech Analytical Labs, Inc. is certified by the State of California (#2346). If you have any questions regarding procedures or results, please call me at 408-588-0200.

Sincerely,



Patti Sandrock  
QA/QC Manager

# Entech Analytical Labs, Inc.

3334 Victor Court • Santa Clara, CA 95054 • (408) 588-0200 • Fax (408) 588-0201

Cameron-Cole  
101 W. Atlantic Ave., Bldg#90  
Alameda, CA 94501  
Attn: Brad Wright

Date: 12/9/02  
Date Received: 10/31/02  
Project Name: ACTransit  
Project Number: 2016  
P.O. Number: 2016  
Sampled By: EW

## Certified Analytical Report

Order ID: 31809

Lab Sample ID: 31809-002

Client Sample ID: MW-11

Sample Time: 11:20 AM

Sample Date: 10/30/02

Matrix: Liquid

Parameter	Result	Flag	DF	PQL	DLR	Units	Extraction Date	Analysis Date	QC Batch ID	Method
Methyl-t-butyl Ether	ND		2.5	5	12.5	µg/L	N/A	11/06/02	WGC62647	EPA 8020
Benzene	ND		2.5	0.5	1.25	µg/L	N/A	11/06/02	WGC62647	EPA 8020
Toluene	ND		2.5	0.5	1.25	µg/L	N/A	11/06/02	WGC62647	EPA 8020
Ethyl Benzene	ND		2.5	0.5	1.25	µg/L	N/A	11/06/02	WGC62647	EPA 8020
Xylenes, Total	ND		2.5	1	2.5	µg/L	N/A	11/06/02	WGC62647	EPA 8020
			<b>Surrogate</b>			<b>Surrogate Recovery</b>			<b>Control Limits (%)</b>	
			4-Bromofluorobenzene			97.4			65 - 135	

Parameter	Result	Flag	DF	PQL	DLR	Units	Extraction Date	Analysis Date	QC Batch ID	Method
TPH as Diesel	260	x	1	50	50	µg/L	N/A	11/03/02	DW4251A	EPA 8015 MOD. (Extractable)
			<b>Surrogate</b>			<b>Surrogate Recovery</b>			<b>Control Limits (%)</b>	
			o-Terphenyl			111.0			32 - 145	

**Comment:** Not a Diesel pattern; Reported value is the result of overlap from the TPH as Motor Oil range (C19- C40) into the TPH as Diesel quantitation range (C10-C28).

Parameter	Result	Flag	DF	PQL	DLR	Units	Extraction Date	Analysis Date	QC Batch ID	Method
TPH as Gasoline	ND		1	50	50	µg/L	N/A	11/05/02	WGC62647	EPA 8015 MOD. (Purgeable)
			<b>Surrogate</b>			<b>Surrogate Recovery</b>			<b>Control Limits (%)</b>	
			4-Bromofluorobenzene			97.6			65 - 135	

Parameter	Result	Flag	DF	PQL	DLR	Units	Extraction Date	Analysis Date	QC Batch ID	Method
TPH as Motor Oil	510		1	250	250	µg/L	N/A	11/03/02	DW4251A	EPA 8015 MOD. (Extractable)
			<b>Surrogate</b>			<b>Surrogate Recovery</b>			<b>Control Limits (%)</b>	
			o-Terphenyl			111.0			32 - 145	

**Comment:** While TPH as Motor Oil is present, the presence of discrete peaks not typical of Motor Oil but within the TPH as Motor Oil range will slightly elevate the final Motor Oil reported concentration.

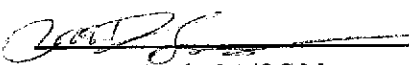
DF = Dilution Factor

ND = Not Detected

DLR = Detection Limit Reported

PQL = Practical Quantitation Limit

Analysis performed by Entech Analytical Labs, Inc. (CA ELAP #2346)

  
Patti Sandrock, QA/QC Manager

Environmental Analysis Since 1983

# Entech Analytical Labs, Inc.

3334 Victor Court • Santa Clara, CA 95054 • (408) 588-0200 • Fax (408) 588-0201

Cameron-Cole  
 101 W. Atlantic Ave., Bldg#90  
 Alameda, CA 94501  
 Attn: Brad Wright

Date: 12/9/02  
 Date Received: 10/31/02  
 Project Name: ACTransit  
 Project Number: 2016  
 P.O. Number: 2016  
 Sampled By: EW

## Certified Analytical Report

Order ID: 31809

Lab Sample ID: 31809-003

Client Sample ID: MW-12

Sample Time: 12:15 PM

Sample Date: 10/30/02

Matrix: Liquid

Parameter	Result	Flag	DF	PQL	DLR	Units	Extraction Date	Analysis Date	QC Batch ID	Method
Methyl-t-butyl Ether	ND		2.5	5	12.5	µg/L	N/A	11/06/02	WGC62645B	EPA 8020
Benzene	ND		2.5	0.5	1.25	µg/L	N/A	11/06/02	WGC62645B	EPA 8020
Toluene	ND		2.5	0.5	1.25	µg/L	N/A	11/06/02	WGC62645B	EPA 8020
Ethyl Benzene	ND		2.5	0.5	1.25	µg/L	N/A	11/06/02	WGC62645B	EPA 8020
Xylenes, Total	ND		2.5	1	2.5	µg/L	N/A	11/06/02	WGC62645B	EPA 8020
Surrogate						Surrogate Recovery			Control Limits (%)	
4-Bromofluorobenzene						97.6			65 - 135	

Parameter	Result	Flag	DF	PQL	DLR	Units	Extraction Date	Analysis Date	QC Batch ID	Method
TPH as Diesel	440	x	1	50	50	µg/L	N/A	11/02/02	DW4251A	EPA 8015 MOD. (Extractable)
Surrogate						Surrogate Recovery			Control Limits (%)	
o-Terphenyl						90.0			32 - 145	

**Comment:** Not a Diesel pattern; Reported value is the result of overlap from Hydraulic Oil (C13-C34) and an unidentified hydrocarbon (C10-C17) in the Diesel quantitation range (C10-C28).

Parameter	Result	Flag	DF	PQL	DLR	Units	Extraction Date	Analysis Date	QC Batch ID	Method
TPH as Gasoline	420		2.5	50	125	µg/L	N/A	11/06/02	WGC62645B	EPA 8015 MOD. (Purgeable)
Surrogate						Surrogate Recovery			Control Limits (%)	
4-Bromofluorobenzene						117.6			65 - 135	

Parameter	Result	Flag	DF	PQL	DLR	Units	Extraction Date	Analysis Date	QC Batch ID	Method
TPH as Motor Oil	920	x	1	250	250	µg/L	N/A	11/02/02	DW4251A	EPA 8015 MOD. (Extractable)
Surrogate						Surrogate Recovery			Control Limits (%)	
o-Terphenyl						90.0			32 - 145	

**Comment:** Not Motor Oil pattern; Reported value is the result of discrete peaks and overlap from Hydraulic Oil range (C13-C34) into TPH as Motor Oil quantitation range (C19-C40).

DF = Dilution Factor      ND = Not Detected      DLR = Detection Limit Reported      PQL = Practical Quantitation Limit

Analysis performed by Entech Analytical Labs, Inc. (CA ELAP #2346)

  
 Patti Sandrock, QA/QC Manager

Environmental Analysis Since 1983



# Entech Analytical Labs, Inc.

3334 Victor Court • Santa Clara, CA 95054 • (408) 588-0200 • Fax (408) 588-0201

Cameron-Cole  
101 W. Atlantic Ave., Bldg#90  
Alameda, CA 94501  
Attn: Brad Wright

Date:  
Date Received: 10/31/02  
Project Name: ACTransit  
Project Number: 2016  
P.O. Number: 2016  
Sampled By: EW

## Certified Analytical Report

Order ID: 31809

Lab Sample ID: 31809-001

Client Sample ID: Trip Blank

Sample Time: 10:50 AM

Sample Date: 10/30/02

Matrix: Liquid

Parameter	Result	Flag	DF	PQL	DLR	Units	Analysis Date	QC Batch ID	Method
1,1,1-Trichloroethane	ND		1	0.5	0.5	µg/L	11/01/02	WMS21787B	EPA 8260B
1,1,2,2-Tetrachloroethane	ND		1	0.5	0.5	µg/L	11/01/02	WMS21787B	EPA 8260B
1,1,2-Trichloroethane	ND		1	0.5	0.5	µg/L	11/01/02	WMS21787B	EPA 8260B
1,1-Dichloroethane	ND		1	0.5	0.5	µg/L	11/01/02	WMS21787B	EPA 8260B
1,1-Dichloroethene	ND		1	0.5	0.5	µg/L	11/01/02	WMS21787B	EPA 8260B
1,2-Dibromoethane (EDB)	ND		1	0.5	0.5	µg/L	11/01/02	WMS21787B	EPA 8260B
1,2-Dichlorobenzene	ND		1	0.5	0.5	µg/L	11/01/02	WMS21787B	EPA 8260B
1,2-Dichloroethane	ND		1	0.5	0.5	µg/L	11/01/02	WMS21787B	EPA 8260B
1,2-Dichloropropane	ND		1	0.5	0.5	µg/L	11/01/02	WMS21787B	EPA 8260B
1,3-Dichlorobenzene	ND		1	0.5	0.5	µg/L	11/01/02	WMS21787B	EPA 8260B
1,4-Dichlorobenzene	ND		1	0.5	0.5	µg/L	11/01/02	WMS21787B	EPA 8260B
Benzene	ND		1	0.5	0.5	µg/L	11/01/02	WMS21787B	EPA 8260B
Bromodichloromethane	ND		1	1	1	µg/L	11/01/02	WMS21787B	EPA 8260B
Bromoform	ND		1	1	1	µg/L	11/01/02	WMS21787B	EPA 8260B
Bromomethane	ND		1	0.5	0.5	µg/L	11/01/02	WMS21787B	EPA 8260B
Carbon Tetrachloride	ND		1	0.5	0.5	µg/L	11/01/02	WMS21787B	EPA 8260B
Chlorobenzene	ND		1	0.5	0.5	µg/L	11/01/02	WMS21787B	EPA 8260B
Chloroethane	ND		1	0.5	0.5	µg/L	11/01/02	WMS21787B	EPA 8260B
Chloroform	ND		1	1	1	µg/L	11/01/02	WMS21787B	EPA 8260B
Chloromethane	ND		1	0.5	0.5	µg/L	11/01/02	WMS21787B	EPA 8260B
cis-1,2-Dichloroethene	ND		1	0.5	0.5	µg/L	11/01/02	WMS21787B	EPA 8260B
cis-1,3-Dichloropropene	ND		1	0.5	0.5	µg/L	11/01/02	WMS21787B	EPA 8260B
Dibromochloromethane	ND		1	0.5	0.5	µg/L	11/01/02	WMS21787B	EPA 8260B
Dichlorodifluoromethane	ND		1	0.5	0.5	µg/L	11/01/02	WMS21787B	EPA 8260B
Ethyl Benzene	ND		1	0.5	0.5	µg/L	11/01/02	WMS21787B	EPA 8260B
Freon 113	ND		1	0.5	0.5	µg/L	11/01/02	WMS21787B	EPA 8260B
Methylene Chloride	ND		1	5	5	µg/L	11/01/02	WMS21787B	EPA 8260B
Tetrachloroethene	ND		1	0.5	0.5	µg/L	11/01/02	WMS21787B	EPA 8260B
Toluene	ND		1	0.5	0.5	µg/L	11/01/02	WMS21787B	EPA 8260B
trans-1,2-Dichloroethene	ND		1	0.5	0.5	µg/L	11/01/02	WMS21787B	EPA 8260B
trans-1,3-Dichloropropene	ND		1	0.5	0.5	µg/L	11/01/02	WMS21787B	EPA 8260B
Trichloroethene	ND		1	0.5	0.5	µg/L	11/01/02	WMS21787B	EPA 8260B
Trichlorofluoromethane	ND		1	0.5	0.5	µg/L	11/01/02	WMS21787B	EPA 8260B

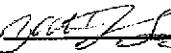
DF = Dilution Factor

ND = Not Detected

DLR = Detection Limit Reported

PQL = Practical Quantitation Limit

Analysis performed by Entech Analytical Labs, Inc. (CA ELAP #2346)

  
Patti Sandrock, QA/QC Manager

Environmental Analysis Since 1983

# Entech Analytical Labs, Inc.

3334 Victor Court • Santa Clara, CA 95054 • (408) 588-0200 • Fax (408) 588-0201

Cameron-Cole  
101 W. Atlantic Ave., Bldg#90  
Alameda, CA 94501  
Attn: Brad Wright

Date:  
Date Received: 10/31/02  
Project Name: ACTransit  
Project Number: 2016  
P.O. Number: 2016  
Sampled By: EW

## Certified Analytical Report

Order ID: 31809

Lab Sample ID: 31809-001

Client Sample ID: Trip Blank

Sample Time: 10:50 AM

Sample Date: 10/30/02

Matrix: Liquid

Parameter	Result	Flag	DF	PQL	DLR	Units	Analysis Date	QC Batch ID	Method
Vinyl Chloride	ND		1	1	1	µg/L	11/01/02	WMS21787B	EPA 8260B
Xylene, m+p	ND		1	1	1	µg/L	11/01/02	WMS21787B	EPA 8260B
Xylene, o	ND		1	0.5	0.5	µg/L	11/01/02	WMS21787B	EPA 8260B
	<b>Surrogate</b>			<b>Surrogate Recovery</b>			<b>Control Limits (%)</b>		
	4-Bromofluorobenzene			91.9			73 - 151		
	Dibromofluoromethane			100.4			57 - 156		
	Toluene-d8			87.6			77 - 150		

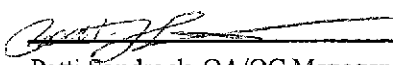
DF = Dilution Factor

ND = Not Detected

DLR = Detection Limit Reported

PQL = Practical Quantitation Limit

Analysis performed by Entech Analytical Labs, Inc. (CA ELAP #2346)

  
Patti Sandrock, QA/QC Manager

Environmental Analysis Since 1983

# Entech Analytical Labs, Inc.

3334 Victor Court • Santa Clara, CA 95054 • (408) 588-0200 • Fax (408) 588-0201

Cameron-Cole  
101 W. Atlantic Ave., Bldg#90  
Alameda, CA 94501  
Attn: Brad Wright

Date:  
Date Received: 10/31/02  
Project Name: ACTransit  
Project Number: 2016  
P.O. Number: 2016  
Sampled By: EW

## Certified Analytical Report

Order ID: 31809

Lab Sample ID: 31809-002

Client Sample ID: MW-11

Sample Time: 11:20 AM

Sample Date: 10/30/02

Matrix: Liquid

Parameter	Result	Flag	DF	PQL	DLR	Units	Analysis Date	QC Batch ID	Method
1,1,1-Trichloroethane	ND		1	0.5	0.5	µg/L	11/01/02	WMS21787B	EPA 8260B
1,1,2,2-Tetrachloroethane	ND		1	0.5	0.5	µg/L	11/01/02	WMS21787B	EPA 8260B
1,1,2-Trichloroethane	ND		1	0.5	0.5	µg/L	11/01/02	WMS21787B	EPA 8260B
1,1-Dichloroethane	ND		1	0.5	0.5	µg/L	11/01/02	WMS21787B	EPA 8260B
1,1-Dichloroethene	ND		1	0.5	0.5	µg/L	11/01/02	WMS21787B	EPA 8260B
1,2-Dibromoethane (EDB)	ND		1	0.5	0.5	µg/L	11/01/02	WMS21787B	EPA 8260B
1,2-Dichlorobenzene	ND		1	0.5	0.5	µg/L	11/01/02	WMS21787B	EPA 8260B
1,2-Dichloroethane	ND		1	0.5	0.5	µg/L	11/01/02	WMS21787B	EPA 8260B
1,2-Dichloropropane	ND		1	0.5	0.5	µg/L	11/01/02	WMS21787B	EPA 8260B
1,3-Dichlorobenzene	ND		1	0.5	0.5	µg/L	11/01/02	WMS21787B	EPA 8260B
1,4-Dichlorobenzene	ND		1	0.5	0.5	µg/L	11/01/02	WMS21787B	EPA 8260B
Benzene	ND		1	0.5	0.5	µg/L	11/01/02	WMS21787B	EPA 8260B
Bromodichloromethane	ND		1	1	1	µg/L	11/01/02	WMS21787B	EPA 8260B
Bromoform	ND		1	1	1	µg/L	11/01/02	WMS21787B	EPA 8260B
Bromomethane	ND		1	0.5	0.5	µg/L	11/01/02	WMS21787B	EPA 8260B
Carbon Tetrachloride	ND		1	0.5	0.5	µg/L	11/01/02	WMS21787B	EPA 8260B
Chlorobenzene	ND		1	0.5	0.5	µg/L	11/01/02	WMS21787B	EPA 8260B
Chloroethane	ND		1	0.5	0.5	µg/L	11/01/02	WMS21787B	EPA 8260B
Chloroform	ND		1	1	1	µg/L	11/01/02	WMS21787B	EPA 8260B
Chloromethane	ND		1	0.5	0.5	µg/L	11/01/02	WMS21787B	EPA 8260B
cis-1,2-Dichloroethene	ND		1	0.5	0.5	µg/L	11/01/02	WMS21787B	EPA 8260B
cis-1,3-Dichloropropene	ND		1	0.5	0.5	µg/L	11/01/02	WMS21787B	EPA 8260B
Dibromochloromethane	ND		1	0.5	0.5	µg/L	11/01/02	WMS21787B	EPA 8260B
Dichlorodifluoromethane	ND		1	0.5	0.5	µg/L	11/01/02	WMS21787B	EPA 8260B
Ethyl Benzene	ND		1	0.5	0.5	µg/L	11/01/02	WMS21787B	EPA 8260B
Freon 113	ND		1	0.5	0.5	µg/L	11/01/02	WMS21787B	EPA 8260B
Methylene Chloride	ND		1	5	5	µg/L	11/01/02	WMS21787B	EPA 8260B
Tetrachloroethene	ND		1	0.5	0.5	µg/L	11/01/02	WMS21787B	EPA 8260B
Toluene	ND		1	0.5	0.5	µg/L	11/01/02	WMS21787B	EPA 8260B
trans-1,2-Dichloroethene	ND		1	0.5	0.5	µg/L	11/01/02	WMS21787B	EPA 8260B
trans-1,3-Dichloropropene	ND		1	0.5	0.5	µg/L	11/01/02	WMS21787B	EPA 8260B
Trichloroethene	ND		1	0.5	0.5	µg/L	11/01/02	WMS21787B	EPA 8260B
Trichlorofluoromethane	ND		1	0.5	0.5	µg/L	11/01/02	WMS21787B	EPA 8260B

DF = Dilution Factor

ND = Not Detected

DLR = Detection Limit Reported

PQL = Practical Quantitation Limit

Analysis performed by Entech Analytical Labs, Inc. (CA ELAP #2346)

  
Patti Sandflock, QA/QC Manager

Environmental Analysis Since 1983

# Entech Analytical Labs, Inc.

3334 Victor Court • Santa Clara, CA 95054 • (408) 588-0200 • Fax (408) 588-0201

Cameron-Cole  
101 W. Atlantic Ave., Bldg#90  
Alameda, CA 94501  
Attn: Brad Wright

Date:  
Date Received: 10/31/02  
Project Name: ACTransit  
Project Number: 2016  
P.O. Number: 2016  
Sampled By: EW

## Certified Analytical Report

Order ID: 31809

Lab Sample ID: 31809-002

Client Sample ID: MW-11

Sample Time: 11:20 AM

Sample Date: 10/30/02

Matrix: Liquid

Parameter	Result	Flag	DF	PQL	DLR	Units	Analysis Date	QC Batch ID	Method
Vinyl Chloride	ND		1	1	1	µg/L	11/01/02	WMS21787B	EPA 8260B
Xylene, m+p	ND		1	1	1	µg/L	11/01/02	WMS21787B	EPA 8260B
Xylene, o	ND		1	0.5	0.5	µg/L	11/01/02	WMS21787B	EPA 8260B
	<b>Surrogate</b>			<b>Surrogate Recovery</b>			<b>Control Limits (%)</b>		
	4-Bromofluorobenzene			92.9			73 - 151		
	Dibromofluoromethane			98.0			57 - 156		
	Toluene-d8			87.6			77 - 150		


DF = Dilution Factor

ND = Not Detected

DLR = Detection Limit Reported

PQL = Practical Quantitation Limit

Analysis performed by Entech Analytical Labs, Inc. (CA ELAP #2346)

  
Patti Sandrock, QA/QC Manager

Environmental Analysis Since 1983

# Entech Analytical Labs, Inc.

3334 Victor Court • Santa Clara, CA 95054 • (408) 588-0200 • Fax (408) 588-0201

Cameron-Cole  
101 W. Atlantic Ave., Bldg#90  
Alameda, CA 94501  
Attn: Brad Wright

Date:  
Date Received: 10/31/02  
Project Name: ACTransit  
Project Number: 2016  
P.O. Number: 2016  
Sampled By: EW

## Certified Analytical Report

Order ID: 31809

Lab Sample ID: 31809-003

Client Sample ID: MW-12

Sample Time: 12:15 PM

Sample Date: 10/30/02

Matrix: Liquid

Parameter	Result	Flag	DF	PQL	DLR	Units	Analysis Date	QC Batch ID	Method
1,1,1-Trichloroethane	ND		1	0.5	0.5	µg/L	11/01/02	WMS21787B	EPA 8260B
1,1,2,2-Tetrachloroethane	ND		1	0.5	0.5	µg/L	11/01/02	WMS21787B	EPA 8260B
1,1,2-Trichloroethane	ND		1	0.5	0.5	µg/L	11/01/02	WMS21787B	EPA 8260B
1,1-Dichloroethane	ND		1	0.5	0.5	µg/L	11/01/02	WMS21787B	EPA 8260B
1,1-Dichloroethene	ND		1	0.5	0.5	µg/L	11/01/02	WMS21787B	EPA 8260B
1,2-Dibromoethane (EDB)	ND		1	0.5	0.5	µg/L	11/01/02	WMS21787B	EPA 8260B
1,2-Dichlorobenzene	ND		1	0.5	0.5	µg/L	11/01/02	WMS21787B	EPA 8260B
1,2-Dichloroethane	ND		1	0.5	0.5	µg/L	11/01/02	WMS21787B	EPA 8260B
1,2-Dichloropropane	ND		1	0.5	0.5	µg/L	11/01/02	WMS21787B	EPA 8260B
1,3-Dichlorobenzene	ND		1	0.5	0.5	µg/L	11/01/02	WMS21787B	EPA 8260B
1,4-Dichlorobenzene	ND		1	0.5	0.5	µg/L	11/01/02	WMS21787B	EPA 8260B
Benzene	ND		1	0.5	0.5	µg/L	11/01/02	WMS21787B	EPA 8260B
Bromodichloromethane	ND		1	1	1	µg/L	11/01/02	WMS21787B	EPA 8260B
Bromoform	ND		1	1	1	µg/L	11/01/02	WMS21787B	EPA 8260B
Bromomethane	ND		1	0.5	0.5	µg/L	11/01/02	WMS21787B	EPA 8260B
Carbon Tetrachloride	ND		1	0.5	0.5	µg/L	11/01/02	WMS21787B	EPA 8260B
Chlorobenzene	ND		1	0.5	0.5	µg/L	11/01/02	WMS21787B	EPA 8260B
Chloroethane	ND		1	0.5	0.5	µg/L	11/01/02	WMS21787B	EPA 8260B
Chloroform	ND		1	1	1	µg/L	11/01/02	WMS21787B	EPA 8260B
Chloromethane	ND		1	0.5	0.5	µg/L	11/01/02	WMS21787B	EPA 8260B
cis-1,2-Dichloroethene	ND		1	0.5	0.5	µg/L	11/01/02	WMS21787B	EPA 8260B
cis-1,3-Dichloropropene	ND		1	0.5	0.5	µg/L	11/01/02	WMS21787B	EPA 8260B
Dibromochloromethane	ND		1	0.5	0.5	µg/L	11/01/02	WMS21787B	EPA 8260B
Dichlorodifluoromethane	ND		1	0.5	0.5	µg/L	11/01/02	WMS21787B	EPA 8260B
Ethyl Benzene	ND		1	0.5	0.5	µg/L	11/01/02	WMS21787B	EPA 8260B
Freon 113	ND		1	0.5	0.5	µg/L	11/01/02	WMS21787B	EPA 8260B
Methylene Chloride	ND		1	5	5	µg/L	11/01/02	WMS21787B	EPA 8260B
Tetrachloroethene	ND		1	0.5	0.5	µg/L	11/01/02	WMS21787B	EPA 8260B
Toluene	ND		1	0.5	0.5	µg/L	11/01/02	WMS21787B	EPA 8260B
trans-1,2-Dichloroethene	ND		1	0.5	0.5	µg/L	11/01/02	WMS21787B	EPA 8260B
trans-1,3-Dichloropropene	ND		1	0.5	0.5	µg/L	11/01/02	WMS21787B	EPA 8260B
Trichloroethene	ND		1	0.5	0.5	µg/L	11/01/02	WMS21787B	EPA 8260B
Trichlorofluoromethane	ND		1	0.5	0.5	µg/L	11/01/02	WMS21787B	EPA 8260B


DF = Dilution Factor

ND = Not Detected

DLR = Detection Limit Reported

PQL = Practical Quantitation Limit

Analysis performed by Entech Analytical Labs, Inc. (CA ELAP #2346)

  
Patti Sandrock, QA/QC Manager

Environmental Analysis Since 1983

# Entech Analytical Labs, Inc.

3334 Victor Court • Santa Clara, CA 95054 • (408) 588-0200 • Fax (408) 588-0201

Cameron-Cole  
101 W. Atlantic Ave., Bldg#90  
Alameda, CA 94501  
Attn: Brad Wright

Date:  
Date Received: 10/31/02  
Project Name: ACTransit  
Project Number: 2016  
P.O. Number: 2016  
Sampled By: EW

## Certified Analytical Report

Order ID: 31809

Lab Sample ID: 31809-003

Client Sample ID: MW-12

Sample Time: 12:15 PM

Sample Date: 10/30/02

Matrix: Liquid

Parameter	Result	Flag	DF	PQL	DLR	Units	Analysis Date	QC Batch ID	Method
Vinyl Chloride	ND		1	1	1	µg/L	11/01/02	WMS21787B	EPA 8260B
Xylene, m+p	ND		1	1	1	µg/L	11/01/02	WMS21787B	EPA 8260B
Xylene, o	ND		1	0.5	0.5	µg/L	11/01/02	WMS21787B	EPA 8260B
<b>Surrogate</b>			<b>Surrogate Recovery</b>			<b>Control Limits (%)</b>			
4-Bromofluorobenzene			103.1			73 - 151			
Dibromofluoromethane			97.3			57 - 156			
Toluene-d8			86.9			77 - 150			


DF = Dilution Factor

ND = Not Detected

DLR = Detection Limit Reported

PQL = Practical Quantitation Limit

Analysis performed by Entech Analytical Labs, Inc. (CA ELAP #2346)

  
Patti Sandrock, QA/QC Manager

Environmental Analysis Since 1983

# Entech Analytical Labs, Inc.

3334 Victor Court  
Santa Clara, CA 95054

(408) 588-0200

(408) 588-0201 - Fax

# Chain of Custody / Analysis Request

Attention to: <b>Brad Wariant</b>	Phone No.: <b>(510) 337-8660</b>	Purchase Order No.:	Send Invoice to (if Different):	Phone:
Company Name: <b>Cameron Cole</b>	Fax No.: <b>(510) 337-3994</b>	Project Number: <b>2016</b>	Company: <b>Ac Transit</b>	
Mailing Address: <b>101 W. Atlantic Ave Bldg 90</b>		Project Name: <b>Ac Transit</b>	Billing Address (if Different):	
City: <b>Alameda</b>	State: <b>CA</b>	Zip: <b>94501</b>	Project Location: <b>Emeryville</b>	City: State Zip

Client ID	Laboratory No.	Date	Time	Matrix	Composite	Grab	Containers	Preservative	Turn		Remarks
									Around	Time	
trip blank	31809-001	10/30/02	1050	W			3	HCl	<input type="checkbox"/>	<input type="checkbox"/>	
MW-11	002	↓	1120	↓			3	HCl	<input checked="" type="checkbox"/>	<input checked="" type="checkbox"/>	
			3				HCl	<input checked="" type="checkbox"/>	<input checked="" type="checkbox"/>		
			2				NA	<input checked="" type="checkbox"/>	<input checked="" type="checkbox"/>		
MW-12	003	↓	1215	↓			3	HCl	<input checked="" type="checkbox"/>	<input checked="" type="checkbox"/>	
			3				HCl	<input checked="" type="checkbox"/>	<input checked="" type="checkbox"/>		
			2				NA	<input checked="" type="checkbox"/>	<input checked="" type="checkbox"/>		

Same Day   
 24 Hour   
 48 Hour   
 72 Hour   
 Standard

*Volatiles Organics by GC/MS: 824  826  827  828  829  830  831  832  833  834  835  836  837  838  839  840*   
*Fuel Organics by GC/MS: 841  842  843  844  845  846  847  848  849  850  851  852  853  854  855  856  857  858  859  860*   
*MTBE by GC/MS: 861  862  863  864*   
*Pesticides: 865  866  867  868  869  870*   
*Halogenated or Aromatic Volatiles: 871  872  873  874  875  876  877  878  879  880*   
*PHS as Gas/PTX: 881  882  883  884  885*   
*TPH as Gas/PTX: 886  887  888  889  890*   
*Base/Neutral/Acid Organics: 891  892  893  894  895  896  897  898  899  900*   
*Fuel Scan: 901  902  903  904  905  906  907  908  909  910*   
*Diesel: 911  912  913  914  915  916  917  918  919  920*   
*w/ Special Standard Cleanup: 921  922  923  924*   
*w/ Special Column Cleanup: 925  926  927  928*   
*8001*  
*TPH-GAS*  
*Diesel/Hydro Oil*  
*THM (822)*  
*Metals - Circle Below*  
*Total*   
 NPDES Detection Limits

Relinquished by: <b>Amie Waters</b>	Received by: <b>Amie Waters</b>	Date: <b>10/31/02</b>	Time: <b>12:35</b>	<b>Special Instructions or Comments</b>
Relinquished by: <b>Amie Waters</b>	Received by: <b>Amie Waters</b>	Date: <b>10/31/02</b>	Time: <b>14:33</b>	
Relinquished by:	Received by:	Date:	Time:	
Relinquished by:	Received by:	Date:	Time:	

Metals: Al, As, Sb, Ba, Be, B, Cd, Ca, Cr, Co, Cu, Fe, Pb, Mg, Mn, Hg, Mo, Ni, K, Si, Ag, Na, Se, Sr, Tl, Sn, Ti, V, Zn, W : CAM-17  Plating  PPM-13  LUFT-5