

QUARTERLY GROUNDWATER SAMPLING RESULTS
OCTOBER 1998

FORMER ELECTRO-COATINGS, INC. FACILITY
1401 PARK AVENUE
1421 ASSOCIATES PROPERTY, 1421 PARK AVENUE
EMERYVILLE, CALIFORNIA

Prepared by

ARCADIS Geraghty & Miller, Inc.

24 February 1999


99 MAR 10 PM 3:12
CALIFORNIA
PROTECTION




Steven J. Brussee
Project Manager/Staff Engineer



Kent O'Brien, R.G.
Project Geologist



Donald C. Trueblood
Regional Manager



Former Electro-Coatings,
Inc. Facility
1401 Park Avenue;
1421 Associates Property,
1421 Park Avenue,
Emeryville, California

Introduction

Groundwater Monitoring

This report presents the results of the quarterly groundwater sampling activities performed by ARCADIS Geraghty & Miller on behalf of Electro-Coatings, Inc. (ECI) at the former Electro-Coatings, Inc. facility at 1401 Park Avenue and at the 1421 Associates Property at 1421 Park Avenue (the sites) in Emeryville, California (Figure 1) on October 8, 9, and 26, 1998.

Groundwater monitoring wells at the sites are monitored each quarter, as proposed by ECI and ARCADIS Geraghty & Miller in our April 27, 1996 letter to the Alameda County Health Care Services Agency, Department of Environmental Health (ACDEH). ARCADIS Geraghty & Miller and ECI have subsequently amended the groundwater monitoring schedule to monitor all shallow on-site wells each quarter to facilitate our evaluation of remediation activities at the site.

Remediation-in-Progress, Reductive Zone Technology

In 1995 and 1996, ARCADIS Geraghty & Miller conducted a six-month pilot study at the site to evaluate a patented ARCADIS Geraghty & Miller in-situ Reductive Zone Technology. Based on the successful results of this pilot study, a full scale, on-site implementation of this remediation technology was initiated in April 1997.

ARCADIS Geraghty & Miller has installed over 100 temporary injection points throughout the sites (Figure 1). A proprietary mixture has been injected into the temporary injection points during two discrete injection events. The proprietary mixture includes non-petroleum organic compounds, an engineered additive of bio-nutrients, and a microbial inoculant. Two injection events have been completed at the site to date. The first event was completed in April 1997 and the second was completed in February 1998.

Data from the groundwater monitoring program is being used to monitor the results of the on-site remediation in progress. These data are presented and discussed below.

Field Activities and Laboratory Analyses

The groundwater monitoring wells sampled during this groundwater monitoring event include MW-1, MW-3A, MW-3B, MW-4 through MW-6, MW-9, MW-10, MW-12 through MW-14, MW-16, and MW-17.

MW-18, MW-18A, and MW-20 are monitored semi-annually and were not included in this groundwater monitoring event.

Prior to sampling, depth-to-water and total-well-depth measurements were obtained from each well.

Former Electro-Coatings,
Inc. Facility
1401 Park Avenue;
1421 Associates Property,
1421 Park Avenue,
Emeryville, California

The wells were then low-flow sampled using an above-ground peristaltic pump. New polyethylene tubing was used for each well. During the low-flow sampling process, the intake of the tubing was placed at approximately the middle of the screened interval for each well. During the sampling process, groundwater was extracted from each well at approximately 1/2 liter per minute; groundwater quality parameters (pH, specific conductance, and temperature) were monitored during the sampling process (Table 2). Upon stabilization of these groundwater quality parameters, groundwater samples were collected from the effluent port of the low-flow sampling apparatus. The samples were collected into USEPA-approved containers, placed on ice, and transported to Sequoia Analytical, a State-certified laboratory, under chain-of-custody documentation for analysis by the methods indicated in Tables 3 and 4.

Samples from selected wells were also analyzed by Microseeps, an analytical laboratory in Pittsburgh, Pennsylvania, for the dissolved gasses ethylene, ethane, and methane.

Results & Discussion

Overview

The groundwater monitoring wells which are sampled as part of the quarterly groundwater monitoring events include both on-site and off-site wells. To date, remediation activities have been implemented only onsite at the 1401 and

1421 Park Avenue sites. The groundwater monitoring wells as presented in Tables 3 and 4 (analytical results) are grouped by their location (onsite versus offsite).

Since the beginning of on-site remediation activities in April 1997, significant decreases in the concentrations of analytes (hexavalent chromium and halogenated volatile organic compounds) have been reported.

- On-site wells include MW-1, MW-3A, MW-3B, MW-4, MW-5, MW-9, through MW-14, and MW-20.
- Off-site wells (wells not within the on-site remediation area) include MW-6 (the furthest down gradient monitoring well), MW-16 (the nearest off-site well), MW-17, MW-18, and MW-18A (cross gradient).
- Off-site wells MW-2, MW-7, MW-8, MW-15, MW-19, and MW-21 have not been located.

Depth to Water and Groundwater Elevations

Depths to water ranged from 3.34 feet below ground surface (bgs) (MW-6) to 7.72 feet bgs (MW-5). Historical and current depth-to-water measurements and groundwater elevations are presented in Table 1. The groundwater elevations and groundwater contours for the October 1998 sampling event are presented in Figure 2. Based on the depth-to-water data recorded on October 8, 1998, the direction of groundwater flow

Former Electro-Coatings,
Inc. Facility
1401 Park Avenue;
1421 Associates Property,
1421 Park Avenue,
Emeryville, California

is toward the northwest, which is consistent with the previous sampling event (July 27, 1998).

Laboratory Analytical Results

Chromium

Cumulative analytical results for hexavalent and total chromium are summarized in Table 3; the current results are presented in Figure 3. Trend analyses of concentrations of hexavalent chromium in on-site wells are presented in Chart 1.

Since the implementation of full-scale on-site remediation activities for the 1401 and 1421 Park Avenue sites in April 1997, the concentrations of total and hexavalent chromium detected in on-site groundwater monitoring wells (within the remediation area) have decreased dramatically.

- The average concentration of total chromium in these wells has decreased by approximately 99% from 65,670 micrograms per liter (µg/L) (March 1996) to 802 µg/L (October 1998).
- The average concentration of hexavalent chromium in these wells has decreased by approximately 99.9% from 74,350 µg/L (March 1996) to 52 µg/L (October 1998).
- Several of the on-site groundwater monitoring wells with historic concentrations of hexavalent chromium in excess of 100,000 µg/L are now

non-detect for hexavalent chromium (less than 5.0 µg/L).

The reported concentrations of hexavalent chromium in off-site monitoring wells MW-6 and MW-17 were two orders of magnitude less than previously reported. (July 1998)

The reason(s) for these decreases is not immediately clear. ARCADIS Geraghty & Miller will wait to draw conclusions about this apparent decrease, pending results of forthcoming groundwater monitoring activities.

MW-16, the off-site monitoring well nearest the downgradient boundary of the site, has shown a steady decrease in the reported concentrations of hexavalent chromium since the April 1998 groundwater monitoring event. This well is immediately down gradient from the original reductive zone technology pilot study area near MW-10. It is possible that the decreasing concentrations of hexavalent chromium in MW-16 are the results of either (a) remediated groundwater flowing through the area of MW-16 or (b) the establishment of a reductive environment within the area of MW-16.

Halogenated Volatile Organic Compounds

The cumulative analytical results for halogenated volatile organic compounds (HVOCs) are summarized in Table 4; the current results for trichloroethylene (TCE) are presented in Figure 4. Trend analyses of concentrations of selected

Former Electro-Coatings,
Inc. Facility
1401 Park Avenue;
1421 Associates Property,
1421 Park Avenue,
Emeryville, California

HVOCs in on-site wells are presented in Chart 2.

Since the implementation of full scale on-site remediation for the 1401 and 1421 Park Avenue sites in April 1997, the average concentration of TCE in the on-site groundwater monitoring wells within the remediation area has decreased by approximately 99.9% from 3,040 µg/L (April 1995) to 4 µg/L (October 1998). The average concentrations of biodegradation daughter products (i.e., cis-1,2 DCE and vinyl chloride) initially increased following the initiation of the remediation program and have subsequently shown decreasing trends. The concentration trends for TCE, as well as for PCE, cis-1,2-DCE, and vinyl chloride are graphically depicted in Chart 2.

MW-6, the furthest down gradient groundwater monitoring well and MW-17 show detections consistent with previous groundwater analytical results (July 1998).

MW-16, the off-site groundwater monitoring well which is nearest and immediately down gradient from the original reductive zone technology pilot study area near MW-10, has shown decreases in the detections of HVOCs when compared to the July 1998 event. Since a reported high of HVOCs in June 1997, the detections of TCE in MW-16 have decreased by approximately one order of magnitude. It is possible that the on-site remediation activities are responsible for the decreasing concentrations of HVOCs

in MW-16. In ARCADIS Geraghty & Miller's experience, reductive zone technology works most quickly and aggressively on hexavalent chromium and requires substantially more time and substantially stronger reductive conditions for the reduction of halogenated volatile organic compounds. Therefore, off-site effects of on-site remediation with respect to the concentrations of HVOCs in MW-16 may not be fully evident for several more quarters if at all.

Continuing Remediation Activities

A comprehensive review of the remediation activities at the sites was presented in ARCADIS Geraghty & Miller's Remediation Status Report dated August 17, 1998.

ARCADIS Geraghty & Miller is continuing remediation activities at the site. A third injection event is currently being implemented. This injection event will focus on the suspected former hexavalent chromium and TCE source areas at the south end of the 1401 and 1421 Park Avenue structures, respectively. Upon completion of these on-site remediation activities, ECI and ARCADIS Geraghty & Miller will propose an off-site remediation program to the RWQCB. This is pursuant to a meeting between Mark Johnson and Derek Lee of the RWQCB, Judy Garvens of ECI, and Steven Brussee and Gary Keyes of ARCADIS Geraghty & Miller held at the site on February 3, 1999.

Former Electro-Coatings,
Inc. Facility
1401 Park Avenue;
1421 Associates Property,
1421 Park Avenue,
Emeryville, California

Attachments

Tables:

Table 1	Summary of Groundwater Elevation Data
Table 2	Summary of Field Sampling Data
Table 3	Summary of Groundwater Analytical Data – Total and Hexavalent Chromium-
Table 4	Summary of Groundwater Analytical Data Halogenated Volatile Organic Compounds

Figures

Figure 1	Site Plan
Figure 2	Groundwater Elevation Contours (October 1998)
Figure 3	Hexavalent Chromium Concentrations in Groundwater (October 1998)
Figure 4	TCE Concentrations in Groundwater (October 1998)
Figure 5	Injection Point Locations

Charts

Chart 1	Concentrations of Hexavalent Chromium in On-Site Wells
Chart 2	Concentrations of TCE in On-Site Wells
Attachment 1	Copies of Laboratory Analytical Reports and Chain-of-Custody Documentation

ARCADIS GERAGHTY & MILLER
Table 1: Summary of Groundwater Elevation Data

Former Electro-Coatings, Inc. Facility, 1401 Park Avenue
 1421 Associates Property, 1421 Park Avenue
 Emeryville, California

Monitoring Well	Date Sampled	Screened Interval (feet, bgs)	Depth-to-Water (feet)	Top of Casing (feet - MSL)	Groundwater Elevation (feet - MSL)
MW-1	19-Apr-95		Not Located		--
(on-site)	12-Sep-96	21.0-29.0	6.15	15.19	9.04
	7-Apr-97		5.87		9.32
	29-Sep-97		9.08		6.11
	22-Apr-98		5.76		9.43
	27-Jul-98		5.89		9.30
	8-Oct-98		5.91		9.28
MW-3A	19-Apr-95	57.0-61.0	4.87	16.1	11.23
(on-site)	19-Sep-95		5.70		10.40
(deep well)	14-Dec-95		5.00		11.10
	6-Mar-96		4.73		11.37
	11-Jun-96		5.28		10.82
	12-Sep-96		5.47		10.63
	9-Dec-96		5.61		10.49
	7-Apr-97		5.05		11.05
	30-Jun-97		4.64		11.46
	29-Sep-97		5.50		10.60
	4-Dec-97		4.65		11.45
	22-Apr-98		4.65		11.45
	27-Jul-98		4.83		11.27
	8-Oct-98		5.74		10.36
MW-3B	19-Apr-95	16.0-18.0	6.76	16.3	9.54
(on-site)	22-Apr-98		5.75		10.55
	27-Jul-98		6.08		10.22
	8-Oct-98		6.55		9.75
MW-3C	19-Apr-95	11.0-14.0	6.19	16.21	10.02
(on-site)					

ARCADIS GERAGHTY & MILLER

Table 1: Summary of Groundwater Elevation Data
 Former Electro-Coatings, Inc. Facility, 1401 Park Avenue
 1421 Associates Property, 1421 Park Avenue
 Emeryville, California

Monitoring Well	Date Sampled	Screened Interval (feet, bgs)	Depth-to-Water (feet)	Top of Casing (feet - MSL)	Groundwater Elevation (feet - MSL)
MW-4 (on-site)	19-Apr-95	16.0-20.0	6.52	14.29	7.77
	19-Sep-95		6.50		7.79
	14-Dec-95		5.36		8.93
	6-Mar-96		5.90		8.39
	11-Jun-96		6.39		7.90
	12-Sep-96		6.40		7.89
	9-Dec-96		5.78		8.51
	7-Apr-97		6.49		7.80
	30-Jun-97		6.49		7.80
	29-Sep-97		6.59		7.70
	1-Dec-97		5.37		8.92
	22-Apr-98		6.47		7.82
	27-Jul-98		6.54		7.75
8-Oct-98			6.55		7.74
MW-5 (on-site)	19-Apr-95	11.0-15.0	6.95	15.87	8.92
	30-Jun-97		6.84		9.03
	29-Sep-97		7.82		8.05
	22-Apr-98		6.50		9.37
	27-Jul-98		7.48		8.39
	8-Oct-98			7.72	
MW-9 (on-site)	19-Apr-95	17.5-24.5	6.67	16.03	9.36
	12-Sep-96		6.71		9.32
	7-Apr-97		6.90		9.13
	29-Sep-97		6.55		9.48
	1-Dec-97		4.83		11.20
	22-Apr-98		5.92		10.11
	27-Jul-98		6.13		9.90
	8-Oct-98			6.50	
MW-10 (on-site)	19-Apr-95	17.5-24.5	6.94	15.1	8.16
	29-Sep-97		7.10		8.00
	1-Dec-97		5.50		9.60
	22-Apr-98		6.62		8.48
	27-Jul-98		6.95		8.15
	8-Oct-98			7.10	

ARCADIS GERAGHTY & MILLER

Table 1: Summary of Groundwater Elevation Data
 Former Electro-Coatings, Inc. Facility, 1401 Park Avenue
 1421 Associates Property, 1421 Park Avenue
 Emeryville, California

Monitoring Well	Date Sampled	Screened Interval (feet, bgs)	Depth-to-Water (feet)	Top of Casing (feet - MSL)	Groundwater Elevation (feet - MSL)
MW-11 (on-site)	19-Apr-95	16.0-29.0	6.38	15.94	9.56
	12-Sep-96		6.40		9.54
	7-Apr-97		6.56		9.38
	29-Sep-97		5.80		10.14
MW-12 (on-site)	19-Apr-95	17.5-28.5	6.52	16.04	9.52
	19-Sep-95		6.61		9.43
	14-Dec-95		5.12		10.92
	6-Mar-96		5.61		10.43
	11-Jun-96		6.46		9.58
	12-Sep-96		6.53		9.51
	9-Dec-96		5.76		10.28
	7-Apr-97		6.67		9.37
	30-Jun-97		6.19		9.85
	29-Sep-97		6.36		9.68
	1-Dec-97		4.66		11.38
	22-Apr-98		5.53		10.51
	27-Jul-98		5.94		10.10
8-Oct-98	6.25	9.79			
MW-13 (on-site)	19-Apr-95	10.5-15.5	6.75	15.37	8.62
	19-Sep-95		6.94		8.43
	14-Dec-95		5.45		9.92
	6-Mar-96		5.94		9.43
	11-Jun-96		6.75		8.62
	12-Sep-96		6.80		8.57
	9-Dec-96		6.02		9.35
	7-Apr-97		6.92		8.45
	30-Jun-97		6.66		8.71
	29-Sep-97		6.87		8.50
	1-Dec-97		5.15		10.22
	22-Apr-98		6.31		9.06
	27-Jul-98		6.58		8.79
8-Oct-98	7.00	8.37			

ARCADIS GERAGHTY & MILLER

Table 1: Summary of Groundwater Elevation Data

Former Electro-Coatings, Inc. Facility, 1401 Park Avenue
1421 Associates Property, 1421 Park Avenue
Emeryville, California

Monitoring Well	Date Sampled	Screened Interval (feet, bgs)	Depth-to-Water (feet)	Top of Casing (feet - MSL)	Groundwater Elevation (feet - MSL)
MW-14 (on-site)	19-Apr-95	15.0-25.0	6.71	15.49	8.78
	12-Sep-96		6.74		8.75
	7-Apr-97		6.85		8.64
	29-Sep-97		6.60		8.89
	1-Dec-97		4.78		10.71
	27-Jul-98		6.92		8.57
	8-Oct-98		NM		NM
MW-20 (on-site) (deep well) (semi annual)	19-Apr-95	31.0-51.0	2.78	14.93	12.15
	19-Sep-95		2.47		12.46
	14-Dec-95		2.95		11.98
	6-Mar-96		1.43		13.50
	11-Jun-96		2.29		12.64
	12-Sep-96		2.90		12.03
	7-Apr-97		2.63		12.30
	29-Sep-97		2.90		12.03
	22-Apr-98		1.77		13.16
	27-Jul-98		2.63		12.30
MW-6 (off-site)	19-Apr-95	13.0-17.0	3.55	9.24	5.69
	19-Sep-95		3.72		5.52
	14-Dec-95		3.01		6.23
	6-Mar-96		3.31		5.93
	11-Jun-96		5.34		3.90
	12-Sep-96		3.60		5.64
	9-Dec-96		3.19		6.05
	7-Apr-97		3.64		5.60
	30-Jun-97		3.57		5.67
	29-Sep-97		3.56		5.68
	1-Dec-97		3.14		6.10
	22-Apr-98		3.51		5.73
27-Jul-98	3.01	6.23			
8-Oct-98	3.34	5.90			

ARCADIS GERAGHTY & MILLER
Table 1: Summary of Groundwater Elevation Data

Former Electro-Coatings, Inc. Facility, 1401 Park Avenue
 1421 Associates Property, 1421 Park Avenue
 Emeryville, California

Monitoring Well	Date Sampled	Screened Interval (feet, bgs)	Depth-to-Water (feet)	Top of Casing (feet - MSL)	Groundwater Elevation (feet - MSL)
MW-8 (off-site)	19-Apr-95	16.0-22.0	5.50	16.42	10.92
			NL		
MW-15 (off-site)	19-Apr-95	15.0-25.0	7.94	17.26	9.32
	19-Sep-95		NL		--
MW-16 (off-site)	19-Apr-95	12.0-22.0	4.57	12.08	7.51
	19-Sep-95		4.64		7.44
	14-Dec-95		4.28		7.80
	6-Mar-96		4.01		8.07
	11-Jun-96		4.50		7.58
	12-Sep-96		4.55		7.53
	9-Dec-96		3.98		8.10
	7-Apr-97		4.57		7.51
	30-Jun-97		4.55		7.53
	29-Sep-97		4.63		7.45
	1-Dec-97		3.51		8.57
	22-Apr-98		4.40		7.68
	27-Jul-98		4.49		7.59
8-Oct-98		4.62		7.46	
MW-17 (off-site)	19-Apr-95	10.0-20.0	4.48	12.76	8.28
	19-Sep-95		4.78		7.98
	14-Dec-95		3.31		9.45
	6-Mar-96		3.75		9.01
	11-Jun-96		4.55		8.21
	12-Sep-96		4.61		8.15
	9-Dec-96		3.89		8.87
	7-Apr-97		4.71		8.05
	30-Jun-97		4.55		8.21
	29-Sep-97		4.66		8.10
	1-Dec-97		3.49		9.27
	22-Apr-98		4.10		8.66
	27-Jul-98		4.43		8.33
8-Oct-98		4.69		8.07	

ARCADIS GERAGHTY & MILLER

Table 1: Summary of Groundwater Elevation Data
 Former Electro-Coatings, Inc. Facility, 1401 Park Avenue
 1421 Associates Property, 1421 Park Avenue
 Emeryville, California

Monitoring Well	Date Sampled	Screened Interval (feet, bgs)	Depth-to-Water (feet)	Top of Casing (feet - MSL)	Groundwater Elevation (feet - MSL)
MW-18 (off-site) (semi-annual)	19-Apr-95	15.0-25.0	4.79	13.57	8.78
	19-Sep-95		5.00		8.57
	14-Dec-95		3.48		10.09
	6-Mar-96		3.96		9.61
	11-Jun-96		4.86		8.71
	30-Jun-97		4.69		8.88
	29-Sep-97		5.01		8.56
	22-Apr-98		4.14		9.43
	27-Jul-98		4.54		9.03
MW-18A (off-site) (deep well) (semi-annual)	19-Apr-95	35.0-50.0	4.67	13.36	8.69
	19-Sep-95		5.76		7.60
	14-Dec-95		5.60		7.76
	6-Mar-96		3.86		9.50
	11-Jun-96		4.85		8.51
	30-Jun-97		5.08		8.28
	29-Sep-97		5.26		8.10
	22-Apr-98		4.15		9.21
	27-Jul-98		4.86		8.50
MW-19 (off-site)	19-Apr-95	10.0-25.0	NL		NL
MW-21 (off-site)	19-Apr-95	10.0-25.0	NL		NL
MW-2	19-Apr-95	14.0-21.0	NL		NL
MW-7	19-Apr-95	10.0-13.0	NL		NL

NL = Monitoring well has not been located.

NM = Not measured

MSL = mean sea level

bgs = below ground surface

ARCADIS GERAGHTY & MILLER

Table 2: Summary of Field Sampling Data

Former Electro-Coatings, Inc. Facility, 1401 Park Avenue
 1421 Associates Property, 1421 Park Avenue
 Emeryville, California

Monitoring Well	Date Sampled	Purge Volume		-----Field Measurements-----					
		Calc. (a) (gallons)	Actual (gallons)	pH	SC (µmhos/cm)	Temp (°C)	Temp (°F)	DO (mg/L)	Redox (mV)
MW-1 (on-site)	13-Sep-96	59	45	6.0	570	18.0	64.4		
	8-Apr-97	45	23	6	730	14.3	57.7		
	30-Sep-97	39	11	8.0	590	19.4	67		
	22-Apr-98	46	17 (b)	7.6	660	26.2	79		
	27-Jul-98	NA	7	7.0	580	21.6		0.78	-4
	8-Oct-98	NA	7	6.9	730	19.4	67	0.74	28
MW-3A (on-site)	19-Sep-95	15	6 (c)	7.3	2,800	21.8	71.2		
	14-Dec-95	3	4	7.0	2,000	18.7	65.6		
	6-Mar-96	17	8	6.0	1,190	24.7	76.5		
	12-Jun-96	18	8	6.0	620	18.6	65.4		
	12-Sep-96	17	13	7.1	430	19.9	67.9		
	10-Dec-96	17	7	6.0	1,530	20.8	69.5		
	7-Apr-97	13	8	6.0	600	17.4	63.4		
	30-Jun-97	13	3	7.4	440	20.0	68.0		
	30-Sep-97	13	5	7.1	500	22.2	72		
	22-Apr-98	NP	NP	NP	NP	NP	NP		
	27-Jul-98	NA	3	7.3	406	19.9		0.96	-17
	8-Oct-98	NA	3	6.7	220	24.9	77	0.83	12
MW-3B (on-site) (deep well)	22-Apr-98	3	3	6.9	1,500	19.6	67		
	27-Jul-98	NA	1	7.1	1,050	22.4		1.17	-5
	8-Oct-98	NA	1	6.8	1,200	28.6	83	0.79	-5

ARCADIS GERAGHTY & MILLER

Table 2: Summary of Field Sampling Data
 Former Electro-Coatings, Inc. Facility, 1401 Park Avenue
 1421 Associates Property, 1421 Park Avenue
 Emeryville, California

Monitoring Well	Date Sampled	Purge Volume		-----Field Measurements-----					
		Calc. (a) (gallons)	Actual (gallons)	pH	SC (µmhos/cm)	Temp (°C)	Temp (°F)	DO (mg/L)	Redox (mV)
MW-4 (on-site)	19-Sep-95	4	4	7.1	1,970	21.6	70.9		
	15-Dec-95	4	5	6.0	2,350	18.8	65.8		
	6-Mar-96	4	5	NM	2,050	20.7	69.3		
	11-Jun-96	4	5	6.0	1,030	21.5	70.7		
	12-Sep-96	4	4.5	7.3	710	21.8	71.2		
	10-Dec-96	4	5	6.5	2,110	16.1	60.9		
	8-Apr-97	3	3	6.0	850	17.9	64.2		
	30-Jun-97	3	3.1	6.3	1,700	21.0	69.8		
	1-Oct-97	3	3	7.3	1,400	22.2	72		
	22-Apr-98	NM	NM	NM	NM	NM	NM		
	27-Jul-98	NA	1	6.1	1,300	17.5		0.73	21
	8-Oct-98	NA	1	6.6	2,240	20.9	70	0.68	-59
MW-5 (on-site)	30-Jun-97	2	1.8	5.6	2,100	21.0	69.8		
	30-Sep-97	2	1.5	7.6	1,800	24.4	76		
	23-Apr-98	2	1.0 (b)	6.5	4,480	18.1	65		
	27-Jul-98	NA	1	6.8	2,530	21.1		0.75	12
	8-Oct-98	NA	1	6.3	2,600	25.7	78	0.52	-137
MW-9 (on-site)	13-Sep-96	40	40	7.0	700	17.9	64.3		
	7-Apr-97	29	30	6.0	1,020	18.1	65		
	30-Sep-97	34	32	7.0	790	21.1	70		
	22-Apr-98	36	36	4.9	5,030	19.8	68		
	27-Jul-98	NA	6	5.8	2,300	22.6		0.80	73
	8-Oct-98	NA	6	6.3	2,600	26.6	80	0.76	-12
MW-10 (on-site)	30-Sep-97	32	7	6.4	2,700	23.3	74		
	22-Apr-98	33	19 (b)	7.0	2,810	18.8	66		
	27-Jul-98	NA	6	6.2	1,560	18.2	18	0.78	4
	8-Oct-98	NA	6	6.5	2,330	22.5	73	0.77	-180

ARCADIS GERAGHTY & MILLER

Table 2: Summary of Field Sampling Data

Former Electro-Coatings, Inc. Facility, 1401 Park Avenue
 1421 Associates Property, 1421 Park Avenue
 Emeryville, California

Monitoring Well	Date Sampled	Purge Volume		-----Field Measurements-----					
		Calc. (a) (gallons)	Actual (gallons)	pH	SC (µmhos/cm)	Temp (°C)	Temp (°F)	DO (mg/L)	Redox (mV)
MW-11 (on-site)	12-Sep-96	122	125	6.3	650	18.4	65.2		
	7-Apr-97	91	90	6.0	810	16.8	62.2		
	30-Sep-97	94	90	6.6	600	22.2	72		
	Well is being used for injections and is no longer monitored.								
MW-12 (on-site)	19-Sep-95	39	40	6.2	2,320	21.7	71.1		
	14-Dec-95	56	60	6.0	2,180	20.6	69.1		
	6-Mar-96	55	55	6.0	2,570	22.2	71.9		
	12-Jun-96	53	55	6.0	1,200	18.6	65.5		
	12-Sep-96	52	55	6.4	980	18.7	65.7		
	10-Dec-96	55	55	6.0	2,820	21.8	71.3		
	7-Apr-97	39	40	6.0	1,160	16.5	61.7		
	30-Jun-97	39	39	5.8	1,300	19.0	66.2		
	30-Sep-97	39	35	6.4	1,150	21.7	71		
	22-Apr-98	40	40	6.1	1,400	19.1	66		
	27-Jul-98	NA	7	5.2	1,490	22.1		0.82	105
	8-Oct-98	NA	7	6.6	820	30.8	87	0.91	31
	MW-13 (on-site)	19-Sep-95	36	35	6.4	2,610	20.9	69.6	
15-Dec-95		56	25 (b)	6.0	2,990	20.3	68.6		
6-Mar-96		51	30 (b)	6.0	2,120	21.9	71.4		
11-Jun-96		49	30 (b)	6.0	1,500	23.3	74.0		
13-Sep-96		47	45	6.0	980	18.7	65.7		
10-Dec-96		53	55	6.0	2,570	20.6	69.1		
7-Apr-97		35	35	6.0	1,290	17.2	62.9		
30-Jun-97		36	24 (b)	6.2	1,220	22.0	71.6		
30-Sep-97		35	25	7.1	1,120	21.1	70		
23-Apr-98		38	21 (b)	5.4	3,530	17.6	64		
27-Jul-98		NA	7	7.0	1,920	20.4		0.70	0
8-Oct-98	NA	7	6.7	2,310	26.9	80	0.78	-187	

ARCADIS GERAGHTY & MILLER

Table 2: Summary of Field Sampling Data
 Former Electro-Coatings, Inc. Facility, 1401 Park Avenue
 1421 Associates Property, 1421 Park Avenue
 Emeryville, California

Monitoring Well	Date Sampled	Purge Volume		-----Field Measurements-----					
		Calc. (a) (gallons)	Actual (gallons)	pH	SC (µmhos/cm)	Temp (°C)	Temp (°F)	DO (mg/L)	Redox (mV)
MW-14 (on-site)	12-Sep-96	48	15 (b)	6.0	820	18.8	65.8		
	8-Apr-97	36	16	6.0	540	17.9	64.2		
	30-Sep-97	36	8	3.7	5,000	20.6	69		
	23-Apr-98	NM	NM	NM	NM	NM	NM		
	27-Jul-98	NA	7	5.0	2,360	21.3		0.70	98
	8-Oct-98	Not accessible							
MW-20 (on-site) (deep well) (semi-annual)	19-Sep-95	89	90	6.9	2,530	20.2	68.4		
	15-Dec-95	117	120	7.0	2,560	21.4	70.6		
	6-Mar-96	121	125	6.0	950	21.1	69.9		
	11-Jun-96	119	120	6.0	780	20.3	68.5		
	12-Sep-96	117	120	6.8	450	20.5	68.9		
	7-Apr-97	188	90	6.0	750	18.3	64.9		
	1-Oct-97	88	80	7.8	490	20.6	69		
	22-Apr-98	NP	NP	NP	NP	NP	NP	0.72	-2
	27-Jul-98	NA	15	6.1	480	19.3			
MW-6 (off-site)	19-Sep-95	3	5	7.0	1,482	21.3	70.3		
	14-Dec-95	2	3	6.5	3,650	19.8	67.6		
	6-Mar-96	3	3	6.0	3,750	21.9	71.5		
	11-Jun-96	2	2	6.5	1,900	22.6	72.7		
	12-Sep-96	4	4	7.3	1,550	21.8	71.3		
	10-Dec-96	4	6.5	6.5	3,780	19.4	66.9		
	8-Apr-97	3	3	6.0	1,530	17.1	62.8		
	30-Jun-97	3	2.9	6.7	1,700	22.0	71.6		
	30-Sep-97	3	2.5	7.6	1,750	21.7	71		
	22-Apr-98	3	3	7.0	1,890	22.3	72		
	27-Jul-98	NA	1	6.7	1,330	21.9		0.77	-14
8-Oct-98	NA	1	7.0	1,420	23.7	75	0.78	116	

ARCADIS GERAGHTY & MILLER

Table 2: Summary of Field Sampling Data
 Former Electro-Coatings, Inc. Facility, 1401 Park Avenue
 1421 Associates Property, 1421 Park Avenue
 Emeryville, California

Monitoring Well	Date Sampled	Purge Volume		-----Field Measurements-----					
		Calc. (a) (gallons)	Actual (gallons)	pH	SC (µmhos/cm)	Temp (°C)	Temp (°F)	DO (mg/L)	Redox (mV)
MW-16 (off-site)	19-Sep-95	40	40	6.7	1,710	NM	NM		
	14-Dec-95	54	55	6.5	2,750	18.0	64.4		
	6-Mar-96	55	55	6.0	1,800	15.4	59.8		
	11-Jun-96	53	55	6.0	1,370	25.3	77.5		
	12-Sep-96	53	55	7.2	980	20.5	68.9		
	10-Dec-96	54	55	6.5	2,730	19.5	67.1		
	8-Apr-97	39	40	6.0	110	14.9	58.9		
	30-Jun-97	40	30 (b)	6.4	1,100	21.0	69.8		
	1-Oct-97	39	35	7.4	1,050	20.0	68		
	23-Apr-98	40	40	8.0	910	17.8	64		
	27-Jul-98	NA	6	6.4	936	23.0		0.75	6
	8-Oct-98	NA	6	6.6	970	17.9	64	0.72	34
	MW-17 (off-site)	19-Sep-95	39	40	6.8	2,410	22.3	72.1	
14-Dec-95		55	20 (b)	6.0	3,140	18.5	65.3		
6-Mar-96		54	26 (b)	7.0	2,630	16.2	61.1		
11-Jun-96		52	30 (b)	6.0	1,600	18.8	65.8		
12-Sep-96		51	40	7.1	1,270	21.2	70.1		
10-Dec-96		54	55	6.5	2,000	20.8	69.4		
8-Apr-97		38	25	6.0	1,370	15.9	60.6		
30-Jun-97		39	38	6.4	1,400	20.0	68.0		
1-Oct-97		39	35	7.2	1,300	22.2	72		
22-Apr-98		40	40	7.6	1,430	23.7	75		
27-Jul-98	NA	5	6.4	1,010	23.6		0.76	11	
8-Oct-98	NA	5	6.7	1,030	22.6	73	0.76	252	

ARCADIS GERAGHTY & MILLER
Table 2: Summary of Field Sampling Data

Former Electro-Coatings, Inc. Facility, 1401 Park Avenue
 1421 Associates Property, 1421 Park Avenue
 Emeryville, California

Monitoring Well	Date Sampled	Purge Volume		-----Field Measurements-----					
		Calc. (a) (gallons)	Actual (gallons)	pH	SC (µmhos/cm)	Temp (°C)	Temp (°F)	DO (mg/L)	Redox (mV)
MW-18	19-Sep-95	40	20 (b)	4.1	1,920	23.1	73.6		
(off-site)	14-Dec-95	57	57	5.0	3,140	20.7	69.2		
(semi-annual)	6-Mar-96	56	55	5.0	2,480	20.6	69.0		
	11-Jun-96	54	55	5.0	1,280	18.2	64.8		
	30-Jun-97	40	35 (b)	3.5	1,400	23.0	73.4		
	1-Oct-97	40	15 (b)	3.7	1,310	20.6	69		
	22-Apr-98	41	41	4.0	1,340	22.7	73	0.78	182
	27-Jul-98	NA	7	4.2	1,110	18.8			
MW-18A	19-Sep-95	68	20 (c)	6.0	920	22.3	72.1		
(off-site)	15-Dec-95	91	40 (b)	6.5	1,960	18.3	64.9		
(deep well)	6-Mar-96	96	80	6.0	810	19.9	67.8		
(semi-annual)	11-Jun-96	93	95	6.0	680	18.4	65.2		
	30-Jun-97	70	69	7.6	500	21.0	69.8		
	1-Oct-97	69	69	7.8	490	21.7	71		
	22-Apr-98	NP	NP	NP	NP	NP	NP	0.70	-39
	27-Jul-98	NA	15	6.6	430	19.6			
MW-20	19-Sep-95	89	90	6.9	2,530	20.2	68.4		
(on-site)	15-Dec-95	117	120	7.0	2,560	21.4	70.6		
(deep well)	6-Mar-96	121	125	6.0	950	21.1	69.9		
(semi-annual)	11-Jun-96	119	120	6.0	780	20.3	68.5		
	12-Sep-96	117	120	6.8	450	20.5	68.9		
	7-Apr-97	188	90	6.0	750	18.3	64.9		
	1-Oct-97	88	80	7.8	490	20.6	69		
	22-Apr-98	NP	NP	NP	NP	NO	NP		
	27-Jul-98	NA	15	6.1	480	19.3		0.72	-2

ARCADIS GERAGHTY & MILLER
Table 2: Summary of Field Sampling Data

Former Electro-Coatings, Inc. Facility, 1401 Park Avenue
 1421 Associates Property, 1421 Park Avenue
 Emeryville, California

Monitoring Well	Date Sampled	Purge Volume		-----Field Measurements-----					
		Calc. (a) (gallons)	Actual (gallons)	pH	SC (µmhos/cm)	Temp (°C)	Temp (°F)	DO (mg/L)	Redox (mV)

- (a) Based on three casing volumes.
 Beginning July 1998, low-flow sampling methods were employed.
- (b) Purged dry.
- (c) Represents approximately one casing volume. Equipment problems encountered during sampling.
- NA Not Applicable
 NM Not measured
 NP Not purged
 SC Specific Conductance

ARCADIS GERAGHTY & MILLER
Table 3: Summary of Groundwater Analytical Data - Total and Hexavalent Chromium

Former Electro-Coatings, Inc. Facility, 1401 Park Avenue
 1421 Associates Property, 1421 Park Avenue
 Emeryville, California

Monitoring Well	Date Sampled	Total Chromium (µg/L) (a)	Hexavalent Chromium (µg/L) (b)	
MW-1 (on-site)	24-Aug-77	200	NA	
	15-Sep-81	ND(<1)	NA	
	11-Oct-81	1	NA	
	24-Nov-81	2.5	NA	
	21-Dec-81	32	NA	
	26-Feb-85	ND(<20)	ND(<20)	
	15-Nov-91	ND(<50)	50	
	20-Apr-95	NL	NL	
	13-Sep-96	330	ND(<5.0)	
	8-Apr-97	320	ND(<5.0)	
	Apr-97	On-Site Remediation Injection Event		
	1-Oct-97	ND(<10)	ND(<5.0)	
	Feb-98	On-Site Remediation Injection Event		
	23-Apr-98	ND(<10)	ND(<5.0)	
	28-Jul-98	ND(<10)	ND(<5.0)	
	8-Oct-98	ND(<10)	ND(<5.0)	
	MW-3A (on-site)	24-Aug-77	50	NA
		15-Sep-81	ND (<1)	NA
		11-Oct-81	ND (<1)	NA
24-Nov-81		230	NA	
21-Dec-81		14	NA	
26-Feb-85		770	80	
29-Oct-91		130	ND (<500)	
20-Apr-95		36	ND (<5.0)	
19-Sep-95		65	ND (<5.0)	
14-Dec-95		110	7.5	
8-Mar-96		92	ND (<5.0)	
11-Jun-96		51	ND (<5.0)	
13-Sep-96		ND(<10)	ND (<5.0)	
11-Dec-96		13 (d)	ND (<5.0)	
7-Apr-97		14	ND (<5.0)	
Apr-97		On-Site Remediation Injection Event		
30-Jun-97		67	5.0	
1-Oct-97		36	ND(<5.0)	
4-Dec-97		94	29	
Feb-98		On-Site Remediation Injection Event		
23-Apr-98		43	ND(<5.0)	
28-Jul-98		210	62	
8-Oct-98		270	ND(<5.0)	

ARCADIS GERAGHTY & MILLER
Table 3: Summary of Groundwater Analytical Data - Total and Hexavalent Chromium

Former Electro-Coatings, Inc. Facility, 1401 Park Avenue
 1421 Associates Property, 1421 Park Avenue
 Emeryville, California

Monitoring Well	Date Sampled	Total Chromium (µg/L) (a)	Hexavalent Chromium (µg/L) (b)
MW-3B (on-site) (c) (deep well)	24-Aug-77	60	NA
	15-Sep-81	ND (<1)	NA
	11-Oct-81	480	NA
	24-Nov-81	2,000	NA
	21-Dec-81	190	NA
	29-Oct-91	110,000	100,000
	20-Apr-95	8,000	7,600
	22-Aug-95	13,000	12,000
	22-Aug-95	Pilot test injection event into MW-11.	
	20-Oct-95	180	ND(<5.0)
	22-Dec-95	Pilot test injection event into MW-11.	
	4-Jan-96	Pilot test injection event into MW-11.	
	19-Jan-96	Pilot test injection event into MW-11.	
	1-Feb-96	Pilot test injection event into MW-11.	
	16-Feb-96	3,300	1,100
	Apr-97	On-Site Remediation Injection Event	
	Feb-98	On-Site Remediation Injection Event	
	23-Apr-98	340	ND(<5.0)
	28-Jul-98	150	ND(<5.0)
8-Oct-98	45	ND(<5.0)	
MW-3C (on-site)	24-Aug-77	18,000	NA
	15-Sep-81	30,000	NA
	11-Oct-81	28,000	NA
	24-Nov-81	22,000	NA
	21-Dec-81	17,000	NA
	26-Feb-85	7,250	6,300
	29-Oct-91	2,300	1,600
	20-Apr-95	1,400	ND (<5.0)
	Apr-97	On-Site Remediation Injection Event	
	Feb-98	On-Site Remediation Injection Event	

ARCADIS GERAGHTY & MILLER
Table 3: Summary of Groundwater Analytical Data - Total and Hexavalent Chromium

 Former Electro-Coatings, Inc. Facility, 1401 Park Avenue
 1421 Associates Property, 1421 Park Avenue
 Emeryville, California

Monitoring Well	Date Sampled	Total Chromium (µg/L) (a)	Hexavalent Chromium (µg/L) (b)	
MW-4 (on-site)	24-Aug-77	90,000	67,000	
	15-Sep-81	57,000	NA	
	11-Oct-81	61,000	NA	
	24-Nov-81	56,000	NA	
	21-Dec-81	55,000	NA	
	26-Feb-85	59,000	59,000	
	1-Jun-91	17,000	17,800	
	11-Oct-91	22,000	22,000	
	28-Jul-94	NA	6,300	
	21-Apr-95	16,000	17,000	
	19-Sep-95	14,000	15,000	
	15-Dec-95	16,000	16,000	
	8-Mar-96	16,000	23,000	
	11-Jun-96	5,400	9,100	
	13-Sep-96	14,000	1,400	
	11-Dec-96	17,000 (d)	47,000	
	8-Apr-97	13,000	16,000	
	Apr-97	On-Site Remediation Injection Event		
	30-Jun-97	200	ND(<50)	
	1-Oct-97	76	ND(<5.0)	
2-Dec-97	170	ND(<5.0)		
Feb-98	On-Site Remediation Injection Event			
23-Apr-98	Access blocked by construction activity at 1421 Park Avenue.			
28-Jul-98	110	ND(<5.0)		
9-Oct-98	190	ND(<5.0)		
MW-5 (on-site)	24-Aug-77	360,000	295,000	
	11-Oct-81	880,000	2,240	
	24-Nov-81	610,000	NA	
	21-Dec-81	280,000	NA	
	26-Feb-85	480,000	480,000	
	1-Jun-91	390,000	NA	
	11-Oct-91	260,000	250,000	
	28-Jul-94	NA	454,000	
	21-Apr-95	140,000	160,000	
	Apr-97	On-Site Remediation Injection Event		
	30-Jun-97	16,000	5,800	
	1-Oct-97	4,400	ND(<5.0)	
	Feb-98	On-Site Remediation Injection Event		
	23-Apr-98	Access blocked by construction activity at 1421 Park Avenue.		
	28-Jul-98	670	ND(<500)	
	9-Oct-98	540	38	

ARCADIS GERAGHTY & MILLER
Table 3: Summary of Groundwater Analytical Data - Total and Hexavalent Chromium

 Former Electro-Coatings, Inc. Facility, 1401 Park Avenue
 1421 Associates Property, 1421 Park Avenue
 Emeryville, California

Monitoring Well	Date Sampled	Total Chromium (µg/L) (a)	Hexavalent Chromium (µg/L) (b)	
MW-9 (on-site)	15-Jan-81	258,000	185,000	
	26-Feb-85	892,000	877,000	
	11-Oct-91	140,000	130,000	
	21-Apr-95	66,000	70,000	
	13-Sep-96	56,000	5,800	
	7-Apr-97	74,000	76,000	
	Apr-97	On-Site Remediation Injection Event		
	1-Oct-97	67,000	44,000	
	2-Dec-97	5,900	6,800	
	Feb-98	On-Site Remediation Injection Event		
	23-Apr-98	11,000	ND(<5.0)	
	28-Jul-98	3,900	ND(<500)	
	8-Oct-98	3,100	ND(<50)	
MW-10 (on-site) (c)	15-Jan-81	17,000	14,000	
	26-Feb-85	746,000	740,000	
	11-Oct-91	490,000	450,000	
	21-Apr-95	160,000	170,000	
	21-Aug-95	Pilot test injection event into MW-11.		
	22-Aug-95	150,000	150,000	
	20-Oct-95	78,000	86,000	
	22-Dec-95	Pilot test injection event into MW-11.		
	16-Feb-96	16,000	23,000	
	14-Mar-96	Pilot test injection event into MW-11.		
	9-May-96	11,000	ND(<50)	
	8-Apr-97	6,500	ND(<5.0)	
	Apr-97	On-Site Remediation Injection Event		
	1-Oct-97	640	14	
	2-Dec-97	510	ND(<5.0)	
	Feb-98	On-Site Remediation Injection Event		
	23-Apr-98	500	9	
28-Jul-98	240	ND(<500)		
9-Oct-98	250	12		
MW-11 (on-site) (c)	14-Jan-81	129,000	115,000	
	21-Jul-81	340	34	
	26-Feb-85	2,440	2,410	
	11-Oct-91	470	410	
	20-Apr-95	420	950	
	22-Aug-95	360	220	
	22-Aug-95	Pilot test injection event into MW-11.		
	20-Oct-95	90	ND(<5.0)	
	22-Dec-95	Pilot test injection event into MW-11.		
	4-Jan-96	Pilot test injection event into MW-11.		
	19-Jan-96	Pilot test injection event into MW-11.		
	1-Feb-96	Pilot test injection event into MW-11.		
	16-Feb-96	430	ND(<5.0)	
	13-Sep-96	170	6.0	
	7-Apr-97	630	ND(<5.0)	
	Apr-97	On-Site Remediation Injection Event		
	1-Oct-97	510	ND(<50)	
	2-Dec-97	720	400	
	Feb-98	On-Site Remediation Injection Event		

ARCADIS GERAGHTY & MILLER
Table 3: Summary of Groundwater Analytical Data - Total and Hexavalent Chromium

Former Electro-Coatings, Inc. Facility, 1401 Park Avenue
 1421 Associates Property, 1421 Park Avenue
 Emeryville, California

Monitoring Well	Date Sampled	Total Chromium (µg/L) (a)	Hexavalent Chromium (µg/L) (b)
MW-12 (on-site) (c)	14-Jan-81	32,000	12,000
	26-Feb-85	240,000	240,000
	1-Jun-91	38,000	29,700
	11-Oct-91	44,000	39,000
	20-Apr-95	10,000	10,000
	19-Sep-95	18,000	19,000
	14-Dec-95	17,000	20,000
	22-Dec-95	Pilot Test: 330 gallons innoc. 10:1 into OW-1.	
	16-Feb-96	16,000	1,300
	11-Jun-96	130	16
	13-Sep-96	260	ND(<5.0)
	11-Dec-96	1,100 (d)	1,400
	7-Apr-97	2,000	690
	Apr-97	On-Site Remediation Injection Event	
	30-Jun-97	440	26
	1-Oct-97	170	ND(<5.0)
	2-Dec-97	100	ND(<5.0)
	Feb-98	On-Site Remediation Injection Event	
	23-Apr-98	150	ND(<5.0)
	28-Jul-98	69	ND(<500)
8-Oct-98	91	ND(<5.0)	
MW-13 (on-site)	14-Jan-81	381,000	325,000
	26-Feb-85	676,000	676,000
	11-Oct-91	510,000	430,000
	28-Jul-94	230,000	130,000
	20-Apr-95	210,000	220,000
	19-Sep-95	200,000	210,000
	15-Dec-95	170,000	210,000
	8-Mar-96	170,000	200,000
	11-Jun-96	170,000	160,000
	13-Sep-96	160,000	13,000
	11-Dec-96	160,000 (d)	170,000
	7-Apr-97	150,000	160,000
	Apr-97	On-Site Remediation Injection Event	
	30-Jun-97	92,000	69,000
	1-Oct-97	63,000	40,000
	2-Dec-97	33,000	28,000
	Feb-98	On-Site Remediation Injection Event	
	23-Apr-98	7,900	2,500
	28-Jul-98	1,800	ND(<500)
	9-Oct-98	1,800	ND(<5.0)

ARCADIS GERAGHTY & MILLER

Table 3: Summary of Groundwater Analytical Data - Total and Hexavalent Chromium
 Former Electro-Coatings, Inc. Facility, 1401 Park Avenue
 1421 Associates Property, 1421 Park Avenue
 Emeryville, California

Monitoring Well	Date Sampled	Total Chromium (µg/L) (a)	Hexavalent Chromium (µg/L) (b)	
MW-14 (on-site)	26-Feb-85	654,000	632,000	
	11-Oct-91	320,000	310,000	
	21-Apr-95	130,000	140,000	
	13-Sep-96	100,000	9,700	
	8-Apr-97	93,000	100,000	
	Apr-97	On-Site Remediation Injection Event		
	1-Oct-97	9,100	ND(<5.0)	
	2-Dec-97	1,400	ND(<5.0)	
	Feb-98	On-Site Remediation Injection Event		
	28-Jul-98	1,600	ND(<500)	
	26-Oct-98	970	52	
	MW-20 (on-site) (deep well)	21-Jun-83	1,300	1,200
		11-Aug-83	90	40
26-Feb-85		ND (<20)	ND (<20)	
11-Oct-91		ND (<50)	14	
21-Apr-95		ND (<10)	ND (<5.0)	
19-Sep-95		ND (<10)	ND (<5.0)	
15-Dec-95		22	ND (<5.0)	
8-Mar-96		22	ND (<5.0)	
11-Jun-96		96	ND (<0.0050)	
13-Sep-96		120	ND(5.0)	
7-Apr-97		55	ND(<5.0)	
Apr-97		On-Site Remediation Injection Event		
1-Oct-97		ND(<10)	ND(<5.0)	
Feb-98		On-Site Remediation Injection Event		
23-Apr-98		ND(<10)	ND(<5.0)	
28-Jul-98		ND(<10)	ND(<5.0)	
MW-6 (off-site)	15-Sep-81	630	NA	
	11-Oct-81	80	NA	
	24-Nov-81	790	NA	
	21-Dec-81	630	NA	
	26-Feb-85	3,330	3,300	
	11-Oct-91	31,000	25,000	
	28-Jul-94	NA	4,800	
	20-Apr-95	39,000	40,000	
	19-Sep-95	45,000	43,000	
	14-Dec-95	35,000	50,000	
	8-Mar-96	42,000	50,000	
	11-Jun-96	41,000	44,000	
	13-Sep-96	46,000	44,000	
	11-Dec-96	45,000 (d)	54,000	
	8-Apr-97	45,000	48,000	
	30-Jun-97	44,000	43,000	
	1-Oct-97	52,000	21,000	
	2-Dec-97	50,000	46,000	
	23-Apr-98	47,000	48,000	
	28-Jul-98	47,000	55,000	
9-Oct-98	36,000	330		

ARCADIS GERAGHTY & MILLER

Table 3: Summary of Groundwater Analytical Data - Total and Hexavalent Chromium

Former Electro-Coatings, Inc. Facility, 1401 Park Avenue
1421 Associates Property, 1421 Park Avenue
Emeryville, California

Monitoring Well	Date Sampled	Total Chromium (µg/L) (a)	Hexavalent Chromium (µg/L) (b)
MW-8 (off-site)	15-Sep-81	ND (<1)	NA
	11-Oct-81	2	NA
	24-Nov-81	3	NA
	21-Dec-81	70	NA
	26-Feb-85	ND (<20)	ND (<20)
	1-Jun-91	NA	NA
	11-Oct-91	ND (<50)	ND (<10)
	21-Apr-95	33	ND (<5.0)
MW-15 (off-site)	26-Feb-85	ND (<20)	ND (<20)
	1-Jun-91	30	NA
	11-Oct-91	ND (<50)	ND (<10)
	28-Jul-94	NA	ND (<10)
	21-Apr-95	ND (<10)	ND (<5.0)
MW-16 (off-site) (c)	26-Feb-85	460,000	460,000
	11-Oct-91	240,000	290,000
	28-Jul-94	120,000	320,000
	20-Apr-95	100,000	100,000
	19-Sep-95	83,000	87,000
	14-Dec-95	57,000	74,000
	8-Mar-96	73,000	83,000
	11-Jun-96	67,000	20,000
	13-Sep-96	60,000	6,400
	11-Dec-96	65,000 (d)	73,000
	8-Apr-97	57,000	64,000
	30-Jun-97	67,000	57,000
	1-Oct-97	67,000	27,000
	2-Dec-97	24,000	32,000
	23-Apr-98	56,000	54,000
	28-Jul-98	17,000	14,000
	9-Oct-98	29,000	2,400
MW-17 (off-site)	26-Feb-85	90,000	38,200
	11-Oct-91	250,000	300,000
	28-Jul-94	190,000	200,000
	20-Apr-95	150,000	160,000
	19-Sep-95	170,000	180,000
	14-Dec-95	160,000	200,000
	8-Mar-96	140,000	150,000
	11-Jun-96	130,000	150,000
	13-Sep-96	130,000	12,000
	11-Dec-96	170,000 (d)	200,000
	8-Apr-97	160,000	160,000
	30-Jun-97	120,000	83,000
	1-Oct-97	91,000	52,000
	2-Dec-97	97,000	60,000
	23-Apr-98	85,000	10,000
28-Jul-98	50,000	65,000	
9-Oct-98	60,000	420	

ARCADIS GERAGHTY & MILLER
Table 3: Summary of Groundwater Analytical Data - Total and Hexavalent Chromium

 Former Electro-Coatings, Inc. Facility, 1401 Park Avenue
 1421 Associates Property, 1421 Park Avenue
 Emeryville, California

Monitoring Well	Date Sampled	Total Chromium (µg/L) (a)	Hexavalent Chromium (µg/L) (b)
MW-18 (off-site)	26-Feb-85	60,500	55,000
	1-Jun-91	NA	NA
	11-Oct-91	31,000	24,000
	28-Jul-94	NA	NA
	22-Apr-95	24,000	23,000
	19-Sep-95	25,000	27,000
	14-Dec-95	20,000	22,000
	8-Mar-96	22,000	23,000
	11-Jun-96	19,000	17,000
	30-Jun-97	16,000	11,000
	1-Oct-97	20,000	14,000
	24-Apr-98	11,000	9,400
28-Jul-98	12,000	5,000	
MW-18A (off-site)	22-Jun-83	20	ND (<20)
	26-Feb-85	ND (<20)	ND (<20)
	11-Oct-91	ND (<50)	ND (<10)
	20-Apr-95	ND (<10)	ND (<5.0)
	19-Sep-95	ND (<10)	ND (<5.0)
	15-Dec-95	17	ND (<5.0)
	8-Mar-96	ND (<50)	ND (<5.0)
	11-Jun-96	38	ND (<0.0050)
	30-Jun-97	1,100	840
	1-Oct-97	490	430
	23-Apr-98	64	52
	28-Jul-98	59	55
	MW-2	24-Aug-77	60
15-Sep-81		ND(<1)	NA
11-Oct-81		4	NA
24-Nov-81		1.1	NA
21-Dec-81		2	NA
19-Apr-95		Not Located ✓	
MW-7	19-Apr-95	Not Located ✓	
MW-19	22-Jun-83	NA (<20)	NA (<20)
	26-Feb-85	20	20
	19-Apr-95	Not Located ✓	
MW-21	21-Jun-83	20	ND (<20)
	26-Feb-85	40	ND (<20)
	19-Apr-95	Not Located ✓	

ARCADIS GERAGHTY & MILLER
Table 3: Summary of Groundwater Analytical Data - Total and Hexavalent Chromium

Former Electro-Coatings, Inc. Facility, 1401 Park Avenue
 1421 Associates Property, 1421 Park Avenue
 Emeryville, California

Monitoring Well	Date Sampled	Total Chromium (µg/L) (a)	Hexavalent Chromium (µg/L) (b)
OW-1	22-Aug-95	19,000	22,000
	22-Aug-95	Pilot test injection event into MW-11.	
	20-Oct-95	24,000	32,000
	22-Dec-95	Pilot test injection event into MW-11.	
	22-Dec-95	Pilot test injection event into MW-11.	
	4-Jan-96	Pilot test injection event into MW-11.	
	19-Jan-96	Pilot test injection event into MW-11.	
	1-Feb-96	Pilot test injection event into MW-11.	
	16-Feb-96	4,800	ND(<5.0)
OW-2	22-Aug-95	36,000	36,000
	22-Aug-95	Pilot test injection event into MW-11.	
	18-Sep-95	70,000	77,000
	20-Oct-95	51,000	58,000
	22-Dec-95	Pilot test injection event into MW-11.	
	4-Jan-96	Pilot test injection event into MW-11.	
	19-Jan-96	Pilot test injection event into MW-11.	
	1-Feb-96	Pilot test injection event into MW-11.	
	16-Feb-96	6,900	89
DP-1	20-Oct-95	10,000	6.1
	14-Mar-96	Pilot test injection event into MW-11.	

(a) Analysis by USEPA Method 200.7.

(b) Analysis by USEPA Method 7196.

(c) Denotes well that was part of the pilot study performed from August 1995 through February 1996.

(d) Laboratory indicates results are questionable due to samples being marked "preserved" which were not.

ND() Not detected; laboratory method detection limit in parentheses

µg/L Micrograms per liter

Data from August 1977 through July 1994 taken from groundwater monitoring reports by American Environmental Management Corporation (January 27, 1992, and October 28, 1994).

Beginning April 20, 1995, laboratory analyses performed by Sequoia Analytical (Walnut Creek and Redwood City, California).

Table 4: Summary of Groundwater Analytical Data - Halogenated Volatile Organic Compounds
 Former Electro-Coatings, Inc. Facility, 1401 Park Avenue
 1421 Associates Property, 1421 Park Avenue
 Emeryville, California

Monitoring Well	Date Sampled	PCE (µg/L) (a)	TCE (µg/L) (a)	cis-		trans-		Vinyl				Other Analytes (µg/L)	Methane (µg/L)	Ethane (µg/L)	Ethylene (µg/L)
				1,2-DCE (µg/L) (a)	1,1-DCE (µg/L) (a)	1,2-DCE (µg/L) (a)	1,1-DCE (µg/L) (a)	Chloride (µg/L) (a)	1,1,1-TCA (µg/L) (a)	1,1-DCA (µg/L) (a)	1,2-DCA (µg/L) (a)				
MW-1 (on-site)	21-Mar-85	21	33	---	ND(<0.5)	ND(<0.5)	ND(<0.5)	ND(<0.5)	ND(<0.5)	ND(<0.5)	---	---	---	---	---
	15-Nov-91	0.6	11	---	4.8	0.5	ND(<1)	ND(<0.5)	1.6	---	---	---	---	---	---
	13-Sep-96	ND(<0.50)	14	1.9	ND(<0.50)	0.63	ND(<1.0)	ND(<0.50)	ND(<0.50)	0.78	---	---	---	---	---
	8-Apr-97	ND(<0.50)	13	1.2	ND(<0.50)	ND(<0.50)	ND(<1.0)	ND(<0.50)	ND(<0.50)	ND(<0.50)	---	---	---	---	---
	Apr-97	On-site Remediation Injection Event													
	1-Oct-97	ND(<0.50)	16	ND(<0.50)	ND(<0.50)	ND(<0.50)	ND(<1.0)	ND(<0.50)	ND(<0.50)	ND(<0.50)	---	---	---	---	---
	Feb-98	On-site Remediation Injection Event													
	24-Apr-98	---	---	---	---	---	---	---	---	---	---	---	32.2	0.009	<.005
	19-May-98	ND(<0.50)	33	ND(<0.50)	ND(<0.50)	ND(<0.50)	ND(<0.50)	ND(<0.50)	ND(<0.50)	ND(<0.50)	---	---	---	---	---
	28-Jul-98	ND(<1.0)	28	6.0	ND(<1.0)	ND(<1.0)	ND(<2.0)	ND(<1.0)	ND(<1.0)	ND(<1.0)	---	---	---	---	---
29-Jul-98	---	---	---	---	---	---	---	---	---	---	20.5	0.054	16.5		
8-Oct-98	ND(0.50)	17	1.7	ND(<0.50)	ND(<0.50)	ND(<1.0)	ND(<0.50)	ND(<0.50)	ND(<0.50)	---	13.7	0.057	0.042		
MW-3A (on-site) (deep well)	29-Oct-91	ND(<0.5)	ND(<0.5)	---	ND(<0.5)	ND(<0.5)	ND(<1)	ND(<0.5)	ND(<0.5)	---	---	---	---	---	
	20-Apr-95	ND(<0.5)	ND(<0.5)	ND(<0.5)	ND(<0.5)	ND(<0.5)	ND(<1.0)	ND(<0.5)	ND(<0.5)	ND(<0.5)	---	---	---	---	
	19-Sep-95	ND(<0.5)	0.56	ND(<0.5)	ND(<0.5)	ND(<0.5)	ND(<1.0)	ND(<0.5)	ND(<0.5)	ND(<0.5)	---	---	---	---	
	14-Dec-95	ND(<0.50)	ND(<0.50)	ND(<0.50)	ND(<0.50)	ND(<0.50)	ND(<1.0)	ND(<0.50)	ND(<0.50)	ND(<0.50)	---	---	---	---	
	11-Jun-96	ND(<0.50)	ND(<0.50)	ND(<0.50)	ND(<0.50)	ND(<0.50)	ND(<1.0)	ND(<0.50)	ND(<0.50)	ND(<0.50)	---	---	---	---	
	13-Sep-96	ND(<0.50)	ND(<0.50)	ND(<0.50)	ND(<0.50)	ND(<0.50)	ND(<1.0)	ND(<0.50)	ND(<0.50)	ND(<0.50)	---	---	---	---	
	11-Dec-96	ND(<0.50)	ND(<0.50)	ND(<0.50)	ND(<0.50)	ND(<0.50)	ND(<1.0)	ND(<0.50)	ND(<0.50)	ND(<0.50)	---	---	---	---	
	7-Apr-97	ND(<0.50)	ND(<0.50)	ND(<0.50)	ND(<0.50)	ND(<0.50)	ND(<1.0)	ND(<0.50)	ND(<0.50)	ND(<0.50)	---	---	---	---	
	Apr-97	On-site Remediation Injection Event													
	30-Jun-97	ND(<0.50)	ND(<0.50)	ND(<0.50)	ND(<0.50)	ND(<0.50)	ND(<1.0)	ND(<0.50)	ND(<0.50)	ND(<0.50)	---	---	---	---	
	1-Oct-97	ND(<0.50)	ND(<0.50)	ND(<0.50)	ND(<0.50)	ND(<0.50)	ND(<1.0)	ND(<0.50)	ND(<0.50)	ND(<0.50)	---	---	---	---	
	4-Dec-97	ND(<0.50)	ND(<0.50)	ND(<0.50)	ND(<0.50)	ND(<0.50)	ND(<1.0)	ND(<0.50)	ND(<0.50)	ND(<0.50)	---	---	---	---	
	Feb-98	On-site Remediation Injection Event													
19-May-98	ND(<0.50)	1.2	0.68	ND(<0.50)	ND(<0.50)	ND(<0.50)	ND(<0.50)	ND(<0.50)	ND(<0.50)	---	---	---	---		
28-Jul-98	ND(<0.50)	ND(<0.50)	ND(<0.50)	ND(<0.50)	ND(<0.50)	ND(<0.50)	ND(<0.50)	ND(<0.50)	ND(<0.50)	---	---	---	---		
8-Oct-98	ND(<0.50)	ND(<0.50)	ND(<0.50)	ND(<0.50)	ND(<0.50)	ND(<0.50)	ND(<0.50)	ND(<0.50)	ND(<0.50)	---	---	---	---		
MW-3B (on-site)	29-Oct-91	6.8	650	---	45	13	6.4	ND(<0.5)	1.2	---	---	---	---		
	20-Apr-95	ND(<10)	260	17	23	ND(<10)	ND(<20)	ND(<10)	ND(<10)	ND(<10)	---	---	---		
	Apr-97	On-site Remediation Injection Event													
	Feb-98	On-site Remediation Injection Event													
	19-May-98	ND(<0.5)	2.1	13	1.5	1.5	2.9	ND(<0.50)	2.5	ND(<0.50)	---	---	---	---	
	28-Jul-98	ND(<1.0)	8.2	58.0	5.8	16	4.8	1.0	8.4	1.2	---	---	---	---	
8-Oct-98	ND(<2.5)	13	8.0	9.6	23	16	ND(<2.5)	10	ND(<2.5)	---	---	---	---		

Table 4: Summary of Groundwater Analytical Data - Halogenated Volatile Organic Compounds
 Former Electro-Coatings, Inc. Facility, 1401 Park Avenue
 1421 Associates Property, 1421 Park Avenue,
 Emeryville, California

Monitoring Well	Date Sampled	PCE (µg/L) (a)	TCE (µg/L) (a)	cis-1,2-DCE (µg/L) (a)	trans-1,2-DCE (µg/L) (a)	1,1-DCE (µg/L) (a)	Vinyl Chloride (µg/L) (a)	1,1,1-TCA (µg/L) (a)	1,1-DCA (µg/L) (a)	1,2-DCA (µg/L) (a)	Other Analytes (µg/L)	Methane (µg/L)	Ethane (µg/L)	Ethylene (µg/L)	
MW-3C (on-site)	11-Jun-85	1.7	150	---	23	ND(<0.5)	ND(<0.5)	2.4	ND(<0.5)	---	---	---	---	---	
	21-Oct-91	1.7	180	---	26	61	18	34	5.4	---	---	---	---	---	
	20-Apr-95	ND(<0.5)	30	11	ND(<0.5)	1.6	2.2	0.66	2.0	ND(<0.5)	---	---	---	---	
	Apr-97	On-site Remediation Injection Event													
Feb-98	On-site Remediation Injection Event														
MW-4 (on-site)	4-Nov-91	31	2,100	---	269	ND(<5)	10	ND(<5)	ND(<5)	---	---	---	---	---	
	28-Jul-94	---	6,500	---	---	---	---	---	---	---	---	---	---	---	
	21-Apr-95	ND(<50)	4,400	430	ND(<50)	ND(<50)	ND(<100)	ND(<50)	ND(<50)	ND(<50)	---	---	---	---	
	19-Sep-95	65	3,500	590	92	ND(<50)	ND(<100)	ND(<50)	ND(<50)	ND(<50)	---	---	---	---	
	15-Dec-95	27	2,900	330	44	ND(<10)	ND(<20)	ND(<10)	ND(<10)	ND(<10)	---	---	---	---	
	8-Mar-96	84	3,100	360	ND(<50)	ND(<50)	ND(<100)	ND(<50)	ND(<50)	ND(<50)	---	---	---	---	
	11-Jun-96	ND(<100)	3,100	280	ND(<100)	ND(<100)	ND(<200)	ND(<100)	ND(<100)	ND(<100)	---	---	---	---	
	13-Sep-96	63	1,800	410	58	ND(<50)	ND(<100)	ND(<50)	ND(<50)	ND(<50)	---	---	---	---	
	11-Dec-96	ND(<50)	1,600	260	ND(<50)	ND(<50)	ND(<100)	ND(<50)	ND(<50)	ND(<50)	---	---	---	---	
	8-Apr-97	ND(<50)	4,000	410	ND(<50)	ND(<50)	ND(<100)	ND(<50)	ND(<50)	ND(<50)	---	---	---	---	
	Apr-97	On-site Remediation Injection Event													
	30-Jun-97	ND(<50)	4,000	2,800	ND(<50)	ND(<50)	ND(<100)	ND(<50)	ND(<50)	ND(<50)	---	---	---	---	
	1-Oct-97	ND(<25)	ND(<25)	1,300	45	ND(<25)	1,100	ND(<25)	ND(<25)	ND(<25)	---	---	---	---	
	2-Dec-97	ND(<25)	120	320	29	ND(<25)	1,300	ND(<25)	ND(<25)	ND(<25)	---	---	---	---	
	Feb-98	On-site Remediation Injection Event													
19-May-98	Access blocked by construction activity at 1421 Park Avenue.														
28-Jul-98	ND(<1.0)	1.2	17	13	ND(<1.0)	21	ND(<1.0)	ND(<1.0)	ND(<1.0)	---	---	---	---		
8-Oct-98	ND(<0.50)	1.6	7.4	16	ND(<0.50)	19	ND(<0.50)	ND(<0.50)	ND(<0.50)	---	---	---	---		
MW-5 (on-site)	4-Nov-91	8.9	410	---	120	4.2	54	1.3	42	---	---	---	---	---	
	21-Apr-95	10	210	31	13	ND(<5)	ND(<10)	ND(<5)	13	ND(<5)	---	---	---	---	
	Apr-97	On-site Remediation Injection Event													
	30-Jun-97	14	190	32	20	ND(<5.0)	ND(<10)	ND(<5.0)	8.2	ND(<5.0)	---	---	---	---	
	1-Oct-97	ND(<2.5)	36	210	19	ND(<2.5)	13	ND(<2.5)	9.1	2.7	---	---	---	---	
	Feb-98	On-site Remediation Injection Event													
	19-May-98	ND(<2.5)	ND(<2.5)	7.1	11	ND(<2.5)	ND(<2.5)	ND(<2.5)	ND(<2.5)	ND(<2.5)	---	---	---	---	
28-Jul-98	ND(<0.50)	ND(<0.50)	3.1	5.0	ND(<0.50)	ND(<1.0)	ND(<0.50)	ND(<0.50)	ND(<0.50)	---	CA: 1.9	---	---		
9-Oct-98	ND(<0.50)	3.5	2.4	6.5	ND(<0.50)	ND(<0.50)	ND(<0.50)	ND(<0.50)	ND(<0.50)	---	CA: 1.2	---	---		

Table 4: Summary of Groundwater Analytical Data - Halogenated Volatile Organic Compounds
 Former Electro-Coatings, Inc. Facility, 1401 Park Avenue
 1421 Associates Property, 1421 Park Avenue
 Emeryville, California

Monitoring Well	Date Sampled	PCE (µg/L) (a)	TCE (µg/L) (a)	cis-1,2-DCE (µg/L) (a)	trans-1,2-DCE (µg/L) (a)	1,1-DCE (µg/L) (a)	Vinyl Chloride (µg/L) (a)	1,1,1-TCA (µg/L) (a)	1,1-DCA (µg/L) (a)	1,2-DCA (µg/L) (a)	Other Analytes (µg/L)	Methane (µg/L)	Ethane (µg/L)	Ethylene (µg/L)	
MW-9 (on-site)	13-Jun-85	26	700	---	31	ND(<5)	ND(<5)	ND(<5)	ND(<5)	---	---	---	---	---	
	30-Oct-91	11	200	---	13	ND(<0.5)	ND(<1)	ND(<0.5)	1.3	---	---	---	---	---	
	21-Apr-95	13	73	6.4	ND(<2)	ND(<2)	ND(<4)	ND(<2)	ND(<2)	ND(<2)	---	---	---	---	
	13-Sep-96	75	ND(<50)	ND(<50)	ND(<50)	ND(<50)	ND(<100)	ND(<50)	ND(<50)	ND(<50)	---	---	---	---	
	11-Dec-96	---	---	---	---	---	---	---	---	---	---	---	---	---	
	7-Apr-97	15	95	8.8	2.5	ND(<2.5)	ND(<5.0)	7.1	ND(<2.5)	ND(<2.5)	---	---	---	---	
	Apr-97	On-site Remediation Injection Event													
	1-Oct-97	9.6	57	8.8	2.5	ND(<1.2)	ND(<2.5)	4.8	3.9	1.3	---	---	---	---	
	2-Dec-97	3.2	11	4.5	ND(<0.50)	ND(<0.50)	ND(<1.0)	2.5	5.2	ND(<0.50)	---	---	---	---	
	Feb-98	On-site Remediation Injection Event													
	24-Apr-98	---	---	---	---	---	---	---	---	---	---	13,103	<0.005	2.7	
	19-May-98	38	99	ND(<25)	680	ND(<25)	1,700	150	190	ND(<25)	---	---	---	---	
	28-Jul-98	ND(<100)	ND(<100)	4,100	100	ND(<100)	320	ND(<100)	ND(<100)	ND(<100)	---	---	---	---	
	29-Jul-98	---	---	---	---	---	---	---	---	---	---	7,886	0.390	17.8	
8-Oct-98	ND(<25)	ND(<25)	1,400	74	ND(<25)	180	ND(<25)	34	ND(<25)	---	10,800	0.561	11.5		
MW-10 (on-site)	12-Jun-85	81	5,100	---	ND(<50)	ND(<50)	ND(<50)	ND(<50)	ND(<50)	---	---	---	---	---	
	12-Jun-85	ND(<50)	12,000	---	600	ND(<50)	---	ND(<50)	ND(<50)	---	---	---	---	---	
	7-Nov-91	ND(<50)	14,000	---	640	3,800	ND(<100)	6,500	ND(<50)	---	---	---	---	---	
	21-Apr-95	ND(<100)	10,000	900	ND(<100)	1,200	ND(<200)	1,000	ND(<100)	ND(<100)	---	---	---	---	
	8-Apr-97	ND(<500)	660	11,000	ND(<500)	680	ND(<1000)	ND(<500)	ND(<500)	ND(<500)	---	---	---	---	
	Apr-97	On-site Remediation Injection Event													
	1-Oct-97	ND(<120)	ND(<120)	5,900	ND(<120)	260	500	ND(<120)	ND(<120)	ND(<120)	---	---	---	---	
	2-Dec-97	ND(<120)	ND(<120)	6,600	ND(<120)	320	480	ND(<120)	ND(<120)	ND(<120)	---	---	---	---	
	Feb-98	On-site Remediation Injection Event													
	24-Apr-98	---	---	---	---	---	---	---	---	---	---	2,363	1.70	238	
	19-May-98	Access blocked by construction activity at 1421 Park Avenue.													
28-Jul-98	ND(<10)	ND(<10)	390	17	ND(<10)	54	ND(<10)	ND(<10)	ND(<10)	CA: 28	---	---	---		
29-Jul-98	---	---	---	---	---	---	---	---	---	---	6,805	51.5	82.1		
9-Oct-98	ND(<1.2)	11	53	5.8	2.5	14	ND(1.2)	3.4	1.3	CA: 22	8,550	129	53.5		

Table 4: Summary of Groundwater Analytical Data - Halogenated Volatile Organic Compounds
 Former Electro-Coatings, Inc. Facility, 1401 Park Avenue
 1421 Associates Property, 1421 Park Avenue
 Emeryville, California

Monitoring Well	Date Sampled	PCE (µg/L) (a)	TCE (µg/L) (a)	cis-1,2-DCE (µg/L) (a)	trans-1,2-DCE (µg/L) (a)	1,1-DCE (µg/L) (a)	Vinyl Chloride (µg/L) (a)	1,1,1-TCA (µg/L) (a)	1,1-DCA (µg/L) (a)	1,2-DCA (µg/L) (a)	Other Analytes (µg/L)	Methane (µg/L)	Ethane (µg/L)	Ethylene (µg/L)	
MW-11 (on-site)	12-Jun-85	5.3	19	---	3.4	ND(<0.5)	ND(<0.5)	1.3	ND(<0.5)	---		---	---	---	
	15-Nov-91	1.5	10	---	3.1	ND(<0.5)	ND(<1)	ND(<0.5)	ND(<0.5)	---		---	---	---	
	20-Apr-95	7.4	67	6.2	ND(<5)	ND(<5)	ND(<10)	ND(<5)	ND(<5)	ND(<5)		---	---	---	
	13-Sep-96	0.73	6.0	3.6	ND(<0.50)	ND(<0.50)	ND(<1.0)	ND(<0.50)	0.6	1.0		---	---	---	
	7-Apr-97	ND(<0.50)	1.1	9.7	4.1	ND(<0.50)	4.6	ND(<0.50)	0.73	ND(<0.50)		---	---	---	
	Apr-97	On-site Remediation Injection Event													
	1-Oct-97	ND(<0.50)	8.4	25	8.3	ND(<0.50)	9.5	0.51	2.6	1.6		---	---	---	
	2-Dec-97	ND(<0.50)	ND(<0.50)	ND(<0.50)	ND(<0.50)	ND(<0.50)	ND(<1.0)	ND(<0.50)	ND(<0.50)	ND(<0.50)		---	---	---	
	Feb-98	On-site Remediation Injection Event													
MW-12 (on-site)	11-Nov-91	10	130	---	9	3.3	ND(<2)	4.6	1.3	---		---	---	---	
	20-Apr-95	9.4	52	5.0	ND(<2.5)	9.0	ND(<5)	3.9	ND(<2.5)	ND(<2.5)		---	---	---	
	19-Sep-95	14	67	9.1	3.8	15	ND(<2.5)	7.2	1.6	2.9		---	---	---	
	15-Dec-95	ND(<10)	79	ND(<10)	ND(<10)	ND(<10)	ND(<20)	ND(<10)	ND(<10)	ND(<10)		---	---	---	
	8-Mar-96	850	ND(<50)	ND(<50)	ND(<50)	ND(<50)	ND(<100)	ND(<50)	ND(<50)	ND(<50)		---	---	---	
	11-Jun-96	ND(<1.0)	2.7	39	1.4	3.9	13	2.6	1.6	1.4		---	---	---	
	13-Sep-96	2.3	23	15	1.5	12	ND(<1.0)	5.9	2.9	1.9		---	---	---	
	11-Dec-96	5.0	55	11	0.83	6.2	ND(<1.0)	4.9	1.4	1.5		---	---	---	
	7-Apr-97	6.2	65	17	ND(<5.0)	15	ND(<10)	ND(<5.0)	5.6	ND(<5.0)		---	---	---	
	Apr-97	On-site Remediation Injection Event													
	30-Jun-97	8.5	47	7.6	1.5	4.6	ND(<2.0)	1.9	1.5	1.6		---	---	---	
	1-Oct-97	8.1	20	6.7	1.8	ND(<0.50)	1.1	0.52	2.0	1.7		---	---	---	
	2-Dec-97	2.9	5.6	0.97	ND(<0.50)	ND(<0.50)	ND(<1.0)	ND(<0.50)	0.57	ND(<0.50)		---	---	---	
	Feb-98	On-site Remediation Injection Event													
	24-Apr-98	---	---	---	---	---	---	---	---	---	---		1,904	2.30	1.20
19-May-98	ND(<0.50)	6.0	4.5	2.0	ND(<0.50)	2.4	ND(<0.50)	0.83	0.83	0.83	CA: 1.2	---	---	---	
28-Jul-98	ND(<0.50)	5.3	7.9	1.0	ND(<0.50)	1.2	ND(<0.50)	0.65	0.83			---	---	---	
29-Jul-98	---	---	---	---	---	---	---	---	---			1,867	3.71	1.83	
8-Oct-98	0.75	11	7.8	0.60	ND(<0.50)	ND(<1.0)	---	0.64	0.90			270	1.67	0.190	

Table 4: Summary of Groundwater Analytical Data - Halogenated Volatile Organic Compounds
 Former Electro-Coatings, Inc. Facility, 1401 Park Avenue
 1421 Associates Property, 1421 Park Avenue
 Emeryville, California

Monitoring Well	Date Sampled	PCE (µg/L) (a)	TCE (µg/L) (a)	cis-1,2-DCE (µg/L) (a)	trans-1,2-DCE (µg/L) (a)	1,1-DCE (µg/L) (a)	Vinyl Chloride (µg/L) (a)	1,1,1-TCA (µg/L) (a)	1,1-DCA (µg/L) (a)	1,2-DCA (µg/L) (a)	Other Analytes (µg/L)	Methane (µg/L)	Ethane (µg/L)	Ethylene (µg/L)	
MW-13 (on-site)	8-Nov-91	8.9	630	---	89	6.8	20	ND(<5)	15	---	---	---	---	---	
	28-Jul-94	---	770	---	---	---	---	---	---	---	---	---	---	---	
	30-Apr-95	8.9	360	70	16	ND(<5)	20	ND(<5)	14	ND(<5)	---	---	---	---	
	19-Sep-95	12.0	240	72	25	ND(<5)	42	ND(<5)	18	ND(<5)	---	---	---	---	
	15-Dec-95	ND(<10)	380	68	17	ND(<10)	ND(<20)	ND(<10)	ND(<10)	ND(<10)	---	---	---	---	
	8-Mar-96	ND(<50)	270	68	ND(<50)	ND(<50)	ND(<100)	ND(<50)	ND(<50)	ND(<50)	---	---	---	---	
	11-Jun-96	ND(<50)	250	ND(<50)	ND(<50)	ND(<50)	ND(<100)	ND(<50)	ND(<50)	ND(<50)	---	---	---	---	
	13-Sep-96	ND(<50)	430	84	ND(<50)	ND(<50)	ND(<100)	ND(<50)	ND(<50)	ND(<50)	---	---	---	---	
	11-Dec-96	ND(<50)	250	56	ND(<50)	ND(<50)	ND(<100)	ND(<50)	ND(<50)	ND(<50)	---	---	---	---	
	7-Apr-97	ND(<50)	280	62	ND(<50)	ND(<50)	ND(<100)	ND(<50)	ND(<50)	ND(<50)	---	---	---	---	
	Apr-97	On-site Remediation Injection Event													
	30-Jun-97	12	300	61	25	ND(<5.0)	30	ND(<5.0)	15	ND(<5.0)	---	---	---	---	
	1-Oct-97	15	250	100	24	ND(<5.0)	25	ND(<5.0)	13	ND(<5.0)	---	---	---	---	
	2-Dec-97	5.5	140	150	22	ND(<2.5)	35	ND(<2.5)	11	2.9	---	---	---	---	
	Feb-98	On-site Remediation Injection Event													
	19-May-98	ND(<0.50)	1.2	29	4.4	ND(<0.5)	3.4	ND(<0.5)	6.1	0.67	---	---	---	---	
	28-Jul-98	ND(<0.50)	9.3	9	3.2	ND(<0.5)	4.4	ND(<0.5)	3.1	0.90	CA: 2.2	---	---	---	
29-Jul-98	---	---	---	---	---	---	---	---	---	---	7,935	0.214	2.70		
9-Oct-98	ND(<0.50)	4.4	2.7	3.9	ND(<0.50)	1.3	ND(<0.50)	0.96	ND(<0.50)	---	10,700	1.87	2.98		
MW-14 (on-site)	21-Mar-85	26	580	---	ND(<0.5)	ND(<0.5)	ND(<0.5)	ND(<0.5)	ND(<0.5)	---	---	---	---		
	11-Nov-91	13	4,300	---	150	13	30	17	19	---	---	---	---		
	21-Apr-95	ND(<10)	8,100	36	ND(<10)	ND(<10)	ND(<20)	ND(<10)	ND(<10)	ND(<10)	---	---	---		
	13-Sep-96	ND(<1000)	4,700	ND(<1000)	ND(<1000)	ND(<1000)	ND(<2000)	ND(<1000)	ND(<1000)	ND(<1000)	---	---	---		
	8-Apr-97	ND(<500)	17,000	ND(<500)	ND(<500)	ND(<500)	ND(<1000)	ND(<500)	ND(<500)	ND(<500)	---	---	---		
	Apr-97	On-site Remediation Injection Event													
	1-Oct-97	ND(<25)	2,200	2,100	ND(<25)	ND(<25)	ND(<50)	ND(<25)	ND(<25)	ND(<25)	---	---	---	---	
	2-Dec-97	ND(<25)	680	1,200	ND(<25)	ND(<25)	110	ND(<25)	ND(<25)	ND(<25)	---	---	---	---	
	Feb-98	On-site Remediation Injection Event													
	19-May-98	ND(<13)	1,800	4,600	39	13	860	ND(<13)	ND(<13)	ND(<13)	---	---	---	---	
	28-Jul-98	ND(<100)	1,500	5,100	ND(<100)	ND(<100)	1,200	ND(<100)	ND(<100)	ND(<100)	---	---	---	---	
29-Jul-98	---	---	---	---	---	---	---	---	---	---	2,846	20.4	98.9		
26-Oct-98	ND(<0.50)	ND(<0.50)	350	13	ND(<0.50)	ND(<50)	ND(<0.50)	ND(<0.50)	ND(<0.50)	---	10,700	1.87	2.98		

Table 4: Summary of Groundwater Analytical Data - Halogenated Volatile Organic Compounds
 Former Electro-Coatings, Inc. Facility, 1401 Park Avenue
 1421 Associates Property, 1421 Park Avenue
 Emeryville, California

Monitoring Well	Date Sampled	PCE (µg/L) (a)	TCE (µg/L) (a)	cis-1,2-DCE (µg/L) (a)	trans-1,2-DCE (µg/L) (a)	1,1-DCE (µg/L) (a)	Vinyl Chloride (µg/L) (a)	1,1,1-TCA (µg/L) (a)	1,1-DCA (µg/L) (a)	1,2-DCA (µg/L) (a)	Other Analytes (µg/L)	Methane (µg/L)	Ethane (µg/L)	Ethylene (µg/L)	
MW-20 (on-site) (deep well)	15-Nov-91	ND(<0.5)	ND(<0.5)	---	ND(<0.5)	ND(<0.5)	ND(<1)	ND(<0.5)	ND(<0.5)	---	---	---	---	---	
	21-Apr-95	ND(<0.5)	4	ND(<0.5)	ND(<0.5)	ND(<0.5)	ND(<1.0)	ND(<0.5)	ND(<0.5)	ND(<0.5)	---	---	---	---	
	19-Sep-95	ND(<0.5)	ND(<0.5)	ND(<0.5)	ND(<0.5)	ND(<0.5)	ND(<1.0)	ND(<0.5)	ND(<0.5)	ND(<0.5)	---	---	---	---	
	15-Dec-95	ND(<0.50)	ND(<0.50)	ND(<0.50)	ND(<0.50)	ND(<0.50)	ND(<1.0)	ND(<0.50)	ND(<0.50)	ND(<0.50)	---	---	---	---	
	11-Jun-96	ND(<0.50)	ND(<0.50)	ND(<0.50)	ND(<0.50)	ND(<0.50)	ND(<1.0)	ND(<0.50)	ND(<0.50)	ND(<0.50)	---	---	---	---	
	13-Sep-96	ND(<0.50)	ND(<0.50)	ND(<0.50)	ND(<0.50)	ND(<0.50)	ND(<1.0)	ND(<0.50)	ND(<0.50)	ND(<0.50)	ND(<0.50)	---	---	---	---
	7-Apr-97	ND(<0.50)	ND(<0.50)	ND(<0.50)	ND(<0.50)	ND(<0.50)	ND(<1.0)	ND(<0.50)	ND(<0.50)	ND(<0.50)	ND(<0.50)	---	---	---	---
	Apr-97	On-site Remediation Injection Event											---	---	---
	1-Oct-97	ND(<0.50)	ND(<0.50)	ND(<0.50)	ND(<0.50)	ND(<0.50)	ND(<1.0)	ND(<0.50)	ND(<0.50)	ND(<0.50)	ND(<0.50)	---	---	---	---
	Feb-98	On-site Remediation Injection Event											---	---	---
19-May-98	Access blocked by construction activity at 1421 Park Avenue.											---	---	---	
28-Jul-98	ND(<0.50)	ND(<0.50)	ND(<0.50)	ND(<0.50)	ND(<0.50)	ND(<0.50)	ND(<1.0)	ND(<0.50)	ND(<0.50)	ND(<0.50)	---	---	---	---	
MW-6 (off-site)	11-Jun-85	ND(<0.5)	220	---	54	ND(<5)	ND(<5)	3.9	ND(<5)	---	---	---	---	---	
	5-Nov-91	5.9	420	---	78	29	19	6.4	ND(<0.5)	---	---	---	---	---	
	28-Jul-94	---	790	---	---	---	---	---	---	---	---	---	---	---	
	20-Apr-95	ND(<10)	320	55	ND(<10)	34	ND(<20)	ND(<10)	ND(<10)	ND(<10)	---	---	---	---	
	19-Sep-95	6.4	210	48	12	46	13	ND(<5)	ND(<5)	ND(<5)	CBz: 5.1	---	---	---	
	14-Dec-95	ND(<10)	400	53	ND(<10)	74	ND(<20)	ND(<10)	ND(<10)	ND(<10)	---	---	---	---	
	8-Mar-96	ND(<50)	290	ND(<50)	ND(<50)	ND(<50)	ND(<100)	ND(<50)	ND(<50)	ND(<50)	---	---	---	---	
	11-Jun-96	ND(<50)	300	ND(<50)	ND(<50)	ND(<50)	ND(<100)	ND(<50)	ND(<50)	ND(<50)	---	---	---	---	
	13-Sep-96	ND(<50)	480	ND(<50)	ND(<50)	64	ND(<100)	ND(<50)	ND(<50)	ND(<50)	---	---	---	---	
	11-Dec-96	ND(<50)	360	ND(<50)	ND(<50)	59	ND(<100)	ND(<50)	ND(<50)	ND(<50)	---	---	---	---	
	8-Apr-97	ND(<50)	420	52	ND(<50)	73	ND(<100)	ND(<50)	ND(<50)	ND(<50)	---	---	---	---	
	30-Jun-97	8.1	330	47	11	51	12	ND(<5.0)	ND(<5.0)	ND(<5.0)	CBz: 8.9	---	---	---	
	1-Oct-97	6.2	220	49	9.7	37	13	2.6	ND(<2.5)	ND(<2.5)	CBz: 6.6	---	---	---	
2-Dec-97	6.4	260	44	7.6	43	ND(<10)	ND(<5.0)	ND(<5.0)	ND(<5.0)	CBz: 6.7	---	---	---		
19-May-98	4.3	330	45	12	50	13	4.6	1.3	1.4	1,2-DCBz: 0.56; CBz: 4.8; CFM: 1.4	---	---	---		
28-Jul-98	ND(<5.0)	200	59	7.0	24	ND(<10)	ND(<5.0)	ND(<5.0)	ND(<5.0)	---	---	---	---		
9-Oct-98	ND(<5.0)	200	42	6.8	23	ND(<10)	ND(<5.0)	ND(<5.0)	ND(<5.0)	---	---	---	---		
MW-8 (off-site)	10-Jun-85	18	46	---	19	ND(<1)	3	ND(<1)	1	---	---	---	---	---	
	11-Jun-85	35	93	---	32	1	---	ND(<0.5)	1	---	---	---	---	---	
	5-Nov-91	35	38	---	23	0.8	4.9	ND(<0.5)	1.8	---	---	---	---	---	
	21-Apr-95	18	40	46	6.7	ND(<1.0)	16	ND(<1.0)	1.2	5.6	---	---	---	---	
	19-Sep-95	Not Located											---	---	---

Table 4: Summary of Groundwater Analytical Data - Halogenated Volatile Organic Compounds
 Former Electro-Coatings, Inc. Facility, 1401 Park Avenue
 1421 Associates Property, 1421 Park Avenue
 Emeryville, California

Monitoring Well	Date Sampled	PCE (µg/L) (a)	TCE (µg/L) (a)	cis- trans-		Vinyl				Other Analytes (µg/L)	Methane (µg/L)	Ethane (µg/L)	Ethylene (µg/L)
				1,2-DCE (µg/L) (a)	1,2-DCE (µg/L) (a)	1,1-DCE (µg/L) (a)	Chloride (µg/L) (a)	1,1,1-TCA (µg/L) (a)	1,1-DCA (µg/L) (a)				
MW-15 (off-site)	13-Jun-85	ND(<50)	1,200	---	410	ND(<50)	ND(<50)	ND(<50)	ND(<50)	---	---	---	---
	21-Nov-91	ND(<5)	650	---	220	ND(<5)	ND(<10)	ND(<5)	ND(<5)	---	---	---	---
	21-Apr-95	ND(<10)	300	88	130	ND(<10)	ND(<20)	ND(<10)	ND(<10)	ND(<10)	---	---	---
	19-Sep-95	Not Located											
MW-16 (off-site)	21-Mar-85	42	360	---	ND(<0.5)	ND(<0.5)	ND(<0.5)	ND(<0.5)	ND(<0.5)	---	---	---	---
	19-Nov-91	ND(<5)	19,000	---	2299	1,200	420	1,300	ND(<5)	---	---	---	---
	28-Jul-94	---	22,000	---	---	---	---	---	---	---	---	---	---
	20-Apr-95	13	10,000	2,400	67	390	300	180	28	ND(<10)	CBz: 12	---	---
	19-Sep-95	ND(<125)	7,800	2,500	190	590	730	190	ND(<125)	ND(<125)	---	---	---
	14-Dec-95	ND(<0.50)	11,000	2,300	100	620	460	140	26	ND(<0.50)	---	---	---
	8-Mar-96	ND(<200)	9,900	2,400	ND(<200)	460	ND(<400)	ND(<200)	ND(<200)	ND(<200)	---	---	---
	11-Jun-96	ND(<200)	9,700	2,100	ND(<200)	ND(<200)	440	ND(<200)	ND(<200)	ND(<200)	---	---	---
	13-Sep-96	ND(<1000)	11,000	2,200	ND(<1000)	ND(<1000)	ND(<2000)	ND(<1000)	ND(<1000)	ND(<1000)	---	---	---
	11-Dec-96	ND(<1000)	11,000	2,900	ND(<1000)	ND(<1000)	ND(<2000)	ND(<1000)	ND(<1000)	ND(<1000)	---	---	---
	8-Apr-97	ND(<1000)	15,000	2,900	ND(<1000)	ND(<1000)	ND(<2000)	ND(<1000)	ND(<1000)	ND(<1000)	---	---	---
	30-Jun-97	ND(<500)	24,000	4,100	ND(<500)	780	ND(<1000)	ND(<500)	ND(<500)	ND(<500)	---	---	---
	1-Oct-97	ND(<120)	11,000	2,200	ND(<120)	350	410	ND(<120)	ND(<120)	ND(<120)	---	---	---
	2-Dec-97	ND(<100)	5,300	1,100	ND(<100)	160	ND(<200)	ND(<100)	ND(<100)	ND(<100)	---	---	---
	22-Apr-98	---	---	---	---	---	---	---	---	---	92.7	0.830	5.3
19-May-98	4.5	3,900	1,800	40	230	160	39	9.3	1.9	---	---	---	
28-Jul-98	ND(<100)	4,500	2,600	ND(<100)	270	ND(<200)	ND(<100)	ND(<100)	ND(<100)	---	---	---	
29-Jul-98	---	---	---	---	---	---	---	---	---	199	4.95	31.5	
9-Oct-98	ND(<100)	2,700	1,400	ND(<100)	ND(<100)	ND(<200)	ND(<100)	ND(<100)	ND(<100)	410	6.06	30.4	

Table 4: Summary of Groundwater Analytical Data - Halogenated Volatile Organic Compounds
 Former Electro-Coatings, Inc. Facility, 1401 Park Avenue
 1421 Associates Property, 1421 Park Avenue
 Emeryville, California

Monitoring Well	Date Sampled	PCE (µg/L) (a)	TCE (µg/L) (a)	cis- trans-		Vinyl				Other Analytes (µg/L)	Methane (µg/L)	Ethane (µg/L)	Ethylene (µg/L)	
				1,2-DCE (µg/L) (a)	1,2-DCE (µg/L) (a)	1,1-DCE (µg/L) (a)	Chloride (µg/L) (a)	1,1,1-TCA (µg/L) (a)	1,1-DCA (µg/L) (a)					1,2-DCA (µg/L) (a)
MW-17 (off-site)	13-Jun-85	18	200	---	23	46	ND(<5)	22	ND(<5)	---	---	---	---	
	19-Nov-91	8.9	460	---	54	54	420	30	7.8	---	---	---	---	
	28-Jul-95	---	780	---	---	---	---	---	---	---	---	---	---	
	20-Apr-95	ND(<10)	410	42	11	37	ND(<10)	ND(<10)	ND(<10)	ND(<10)	1,2-DCBz: 17; CBz: 31	---	---	---
	19-Sep-95	9.8	260	50	23	42	ND(<20)	11	ND(<5)	ND(<5)	1,2-DCBz: 28; CBz: 52	---	---	---
	14-Dec-95	13	360	24	ND(<10)	38	ND(<20)	ND(<10)	ND(<10)	ND(<10)	1,2-DCBz: 15; CBz: 27	---	---	---
	8-Mar-96	ND(<0.50)	310	ND(<0.50)	ND(<0.50)	ND(<0.50)	ND(<100)	ND(<0.50)	ND(<0.50)	ND(<0.50)	---	---	---	---
	11-Jun-96	ND(<0.50)	270	ND(<0.50)	ND(<0.50)	ND(<0.50)	ND(<100)	ND(<0.50)	ND(<0.50)	ND(<0.50)	---	---	---	---
	13-Sep-96	ND(<200)	1,900	ND(<200)	ND(<200)	410	ND(<400)	ND(<200)	ND(<200)	ND(<200)	---	---	---	---
	11-Dec-96	ND(<200)	450	ND(<200)	ND(<200)	ND(<200)	ND(<400)	ND(<200)	ND(<200)	ND(<200)	---	---	---	---
	8-Apr-97	ND(<200)	350	ND(<200)	ND(<200)	ND(<200)	ND(<400)	ND(<200)	ND(<200)	ND(<200)	---	---	---	---
	30-Jun-97	6.3	260	27	11	20	ND(<10)	ND(<5.0)	ND(<5.0)	ND(<5.0)	1,2-DCBz: 16; CBz: 28	---	---	---
	1-Oct-97	11	250	29	11	15	ND(<1.0)	ND(<0.50)	ND(<0.50)	ND(<0.50)	1,2-DCBz: 14; CBz: 23	---	---	---
	2-Dec-97	4.1	140	17	4.9	12	ND(<5.0)	ND(<2.5)	ND(<2.5)	ND(<2.5)	1,2-DCBz: 9.5; CBz: 14	---	---	---
	(h) 19-May-98	5.0	180	13	6.0	15	2.0	1.7	0.99	0.60	1,2-DCBz: 5.6; CBz: 7.7; CFM: 1.4	---	---	---
	28-Jul-98	ND(<5.0)	170	17	ND(<5.0)	11	ND(<10)	ND(<5.0)	ND(<5.0)	ND(<5.0)	1,2-DCBz: 6.4; CBz: 9.3	---	---	---
29-Jul-98	---	---	---	---	---	---	---	---	---	---	93.2	4.19	0.996	
8-Oct-98	ND(<2.5)	110	13	3.3	7.1	ND(<5.0)	ND(<2.5)	ND(<2.5)	ND(<2.5)	1,2-DCBz: 4.8; CBz: 5.0	115	9.37	0.211	
MW-18 (off-site)	12-Jun-85	32	430	---	140	ND(<0.5)	ND(<0.5)	52	ND(<0.5)	---	---	---	---	
	12-Jun-85	ND(<50)	340	---	ND(<50)	ND(<50)	---	66	ND(<50)	---	---	---	---	
	19-Nov-91	11	560	---	160	ND(<5)	30	23	ND(<5)	---	---	---	---	
	22-Apr-95	ND(<10)	330	35	13	ND(<10)	ND(<20)	16	ND(<10)	ND(<10)	---	---	---	
	19-Sep-95	14	200	34	20	ND(<5)	ND(<10)	16	ND(<5)	ND(<5)	---	---	---	
	14-Dec-95	ND(<10)	280	18	ND(<10)	ND(<10)	ND(<20)	ND(<10)	ND(<10)	ND(<10)	---	---	---	
	8-Mar-96	ND(<50)	200	ND(<50)	ND(<50)	ND(<50)	ND(<100)	ND(<50)	ND(<50)	ND(<50)	---	---	---	
	11-Jun-96	ND(<50)	200	ND(<50)	ND(<50)	ND(<50)	ND(<100)	ND(<50)	ND(<50)	ND(<50)	---	---	---	
	30-Jun-97	9.0	210	21	12	ND(<5.0)	ND(<10)	8.6	ND(<5.0)	ND(<5.0)	---	---	---	
	1-Oct-97	11	200	25	13	ND(<2.5)	ND(<5.0)	9.3	ND(<2.5)	ND(<2.5)	---	---	---	
19-May-98	ND(<0.50)	ND(<0.50)	ND(<0.50)	ND(<0.50)	ND(<0.50)	ND(<1.0)	ND(<0.50)	ND(<0.50)	ND(<0.50)	---	---	---		
28-Jul-98	6.7	190	13	ND(5.0)	23	ND(<10)	6.2	ND(5.0)	ND(5.0)	---	---	---		

Table 4: Summary of Groundwater Analytical Data - Halogenated Volatile Organic Compounds
 Former Electro-Coatings, Inc. Facility, 1401 Park Avenue
 1421 Associates Property, 1421 Park Avenue
 Emeryville, California

Monitoring Well	Date Sampled	PCE (µg/L) (a)	TCE (µg/L) (a)	cis-1,2-DCE (µg/L) (a)	trans-1,2-DCE (µg/L) (a)	1,1-DCE (µg/L) (a)	Vinyl Chloride (µg/L) (a)	1,1,1-TCA (µg/L) (a)	1,1-DCA (µg/L) (a)	1,2-DCA (µg/L) (a)	Other Analytes (µg/L)	Methane (µg/L)	Ethane (µg/L)	Ethylene (µg/L)
MW-18A (off-site)	13-Jun-85	ND(<0.5)	10	---	ND(<0.5)	ND(<0.5)	ND(<0.5)	ND(<0.5)	ND(<0.5)	---		---	---	---
	19-Nov-91	ND(<0.5)	ND(<0.5)	---	ND(<0.5)	ND(<0.5)	ND(<1)	ND(<0.5)	ND(<0.5)	---		---	---	---
	20-Apr-95	ND(<0.5)	ND(<0.5)	ND(<0.5)	ND(<0.5)	ND(<0.5)	ND(<1.0)	ND(<0.5)	ND(<0.5)	ND(<0.5)		---	---	---
	19-Sep-95	ND(<0.5)	ND(<0.5)	ND(<0.5)	ND(<0.5)	ND(<0.5)	ND(<1.0)	ND(<0.5)	ND(<0.5)	ND(<0.5)		---	---	---
	15-Dec-95	ND(<0.50)	ND(<0.50)	ND(<0.50)	ND(<0.50)	ND(<0.50)	ND(<1.0)	ND(<0.50)	ND(<0.50)	ND(<0.50)		---	---	---
	8-Mar-96	ND(<0.50)	ND(<0.50)	ND(<0.50)	ND(<0.50)	ND(<0.50)	ND(<1.0)	ND(<0.50)	ND(<0.50)	ND(<0.50)		---	---	---
	11-Jun-96	ND(<0.50)	ND(<0.50)	ND(<0.50)	ND(<0.50)	ND(<0.50)	ND(<1.0)	ND(<0.50)	ND(<0.50)	ND(<0.50)		---	---	---
	30-Jun-97	ND(<0.50)	4.5	0.54	ND(<0.50)	ND(<0.50)	ND(<1.0)	ND(<0.50)	ND(<0.50)	ND(<0.50)		---	---	---
	1-Oct-97	ND(<0.50)	3.0	ND(<0.50)	ND(<0.50)	ND(<0.50)	ND(<1.0)	ND(<0.50)	ND(<0.50)	ND(<0.50)	CFM: 1.5	---	---	---
28-Jul-98	ND(<0.50)	1.1	ND(<0.50)	ND(<0.50)	ND(<0.50)	ND(<1.0)	ND(<0.50)	ND(<0.50)	ND(<0.50)		---	---	---	
MW-2	15-Nov-91	Not Located												
MW-7	19-Apr-95	Not Located												
MW-19	21-Mar-85	23	91	---	ND(<0.5)	ND(<0.5)	ND(<0.5)	ND(<0.5)	ND(<0.5)	---		---	---	---
	19-Apr-95	Not Located												
MW-21	13-Jun-85	ND(<50)	2,200	---	800	ND(<50)	ND(<50)	110	ND(<50)	---		---	---	---
	19-Apr-95	Not Located												
TB-LB	2-Dec-97	ND(<0.50)	ND(<0.50)	ND(<0.50)	ND(<0.50)	ND(<0.50)	ND(<1.0)	ND(<0.50)	ND(<0.50)	ND(<0.50)		---	---	---
	19-May-98	ND(<0.50)	ND(<0.50)	ND(<0.50)	ND(<0.50)	ND(<0.50)	ND(<1.0)	ND(<0.50)	ND(<0.50)	ND(<0.50)		---	---	---

(a) Analyzed by USEPA Method 8010.

(b) Denotes well that was part of the pilot study performed from August 1995 through February 1996.

Notes appear on the following page.

Table 4: Summary of Groundwater Analytical Data - Halogenated Volatile Organic Compounds

Former Electro-Coatings, Inc. Facility, 1401 Park Avenue
 1421 Associates Property, 1421 Park Avenue
 Emeryville, California

Monitoring Well	Date Sampled	PCE (µg/L) (a)	TCE (µg/L) (a)	cis-1,2-DCE (µg/L) (a)	trans-1,2-DCE (µg/L) (a)	1,1-DCE (µg/L) (a)	Vinyl Chloride (µg/L) (a)	1,1,1-TCA (µg/L) (a)	1,1-DCA (µg/L) (a)	1,2-DCA (µg/L) (a)	Other Analytes (µg/L)	Methane (µg/L)	Ethane (µg/L)	Ethylene (µg/L)
	PCE	Tetrachloroethylene												
	TCE	Trichloroethylene												
	cis-1,2-DCE	cis-1,2-Dichloroethylene												
	trans-1,2-DCE	trans-1,2-Dichloroethylene												
	1,1-DCE	1,1-Dichloroethylene												
	1,1,1-TCA	1,1,1-Trichloroethane												
	1,1-DCA	1,1-Dichloroethane												
	1,2-DCA	1,2-Dichloroethane												
	CBz	Chlorobenzene												
	1,2-DCBz	1,2-Dichlorobenzene												
	CFM	Chloroform												
	CA	Chloroethane												
	ND()	Not detected; laboratory method detection limit in parentheses												
	TB-LB	Trip blank-laboratory blank												
	µg/L	Micrograms per liter												
	---	Not analyzed												

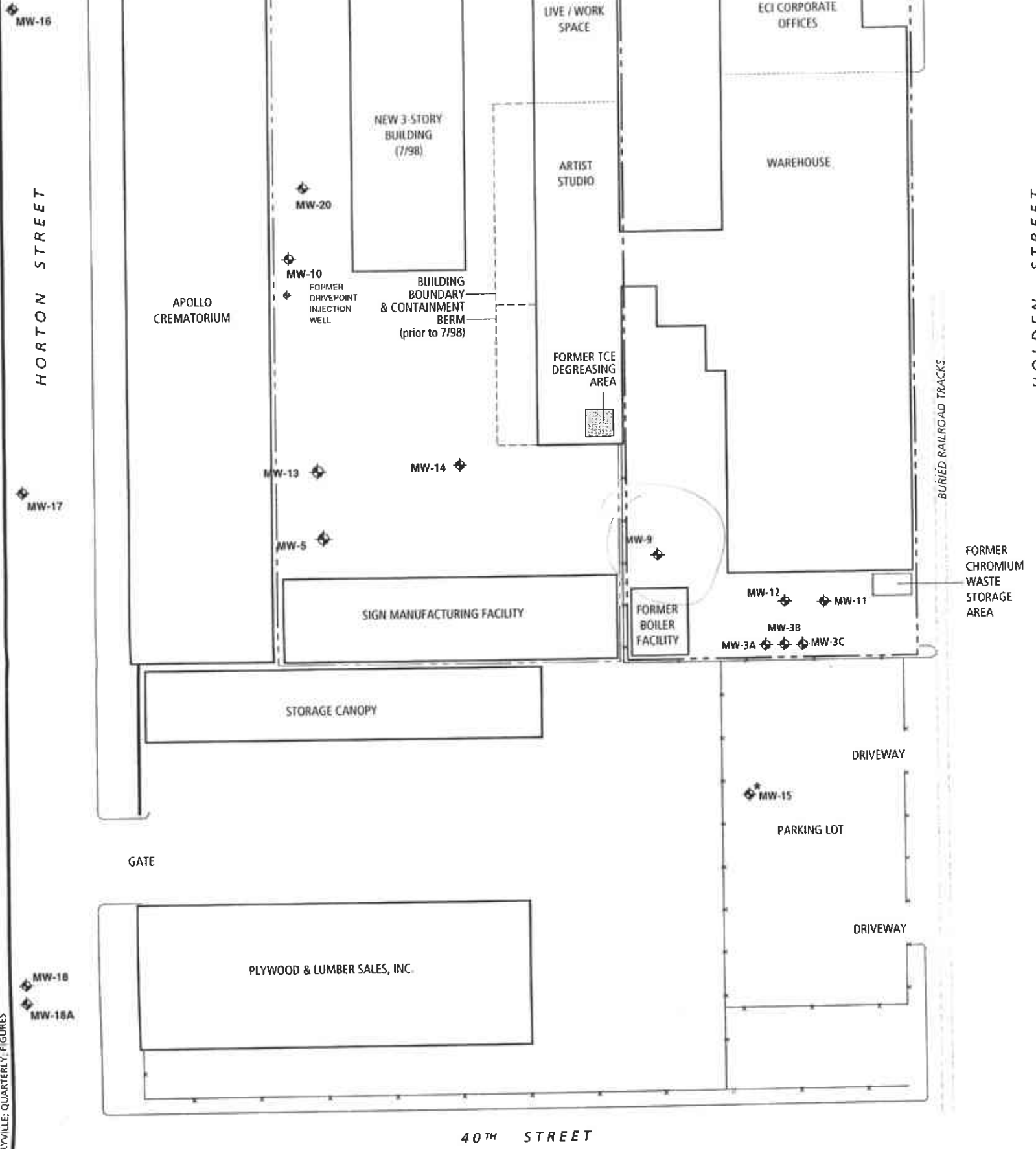
Data from August 1977 through July 1994 taken from groundwater monitoring reports by American Environmental Management Corporation (January 27, 1992, and October 28, 1994).
 Beginning April 20, 1995, laboratory analyses performed by Sequoia Analytical (Walnut Creek and Redwood City, California).
 Methane, ethane, and ethylene analyses performed by Microseeps (Pittsburgh, Pennsylvania).

HORTON STREET

HOLDEN STREET

BURIED RAILROAD TRACKS

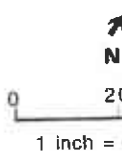
FORMER CHROMIUM WASTE STORAGE AREA



40TH STREET

EXPLANATION

- MW-12 Monitoring Well
- Property Boundaries
- Former Electro-Coatings, Inc. Facility
- Buried Railroad Tracks
- Fence Line
- * Reported location



REFERENCE: DRAWING SCALED FROM ARCADIS GERAGHTY & MILLER FIELD MEASUREMENTS (APRIL 1998).

SITE PLAN

Former Electro-Coatings, Inc. Facility, 1401 Park Avenue



1

DRAWING DATE 2/3/98 | PATH: ELECTRO-COATINGS, INC. EMERYVILLE: QUARTERLY: FIGURES



NOTE: MW-6 is located 315' west-southwest on Park Avenue

MW-16 (7.46')

MW-17 (8.07')

MW-18 (NM)
MW-18A (NM)

1421 ASSOCIATES PROPERTY
1421 PARK AVENUE

PARK AVENUE

ELECTRO-COATINGS PROPERTY
1401 PARK AVENUE

MW-1 (9.28')

MW-4 (7.74')

MW-20 (NM)

MW-10 (8.00')
FORMER DIRECTION INJECTION WELL

MW-13 (8.37')

MW-5 (8.15')

MW-14 (NM)

MW-9 (9.53')

MW-12 (9.79')

MW-11 (**)

MW-3A (10.36')

MW-3B (9.75')

MW-3C (**)

STORAGE CANOPY

PLYWOOD & LUMBER SALES, INC.

40TH STREET

EXPLANATION

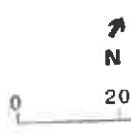
- ◆ Monitoring Well
- Property Boundaries
- - - Buried Railroad Tracks
- Fence Line
- 1421 Associates Property
- - - Former Electro-Coatings, Inc. Facility

(10.36')

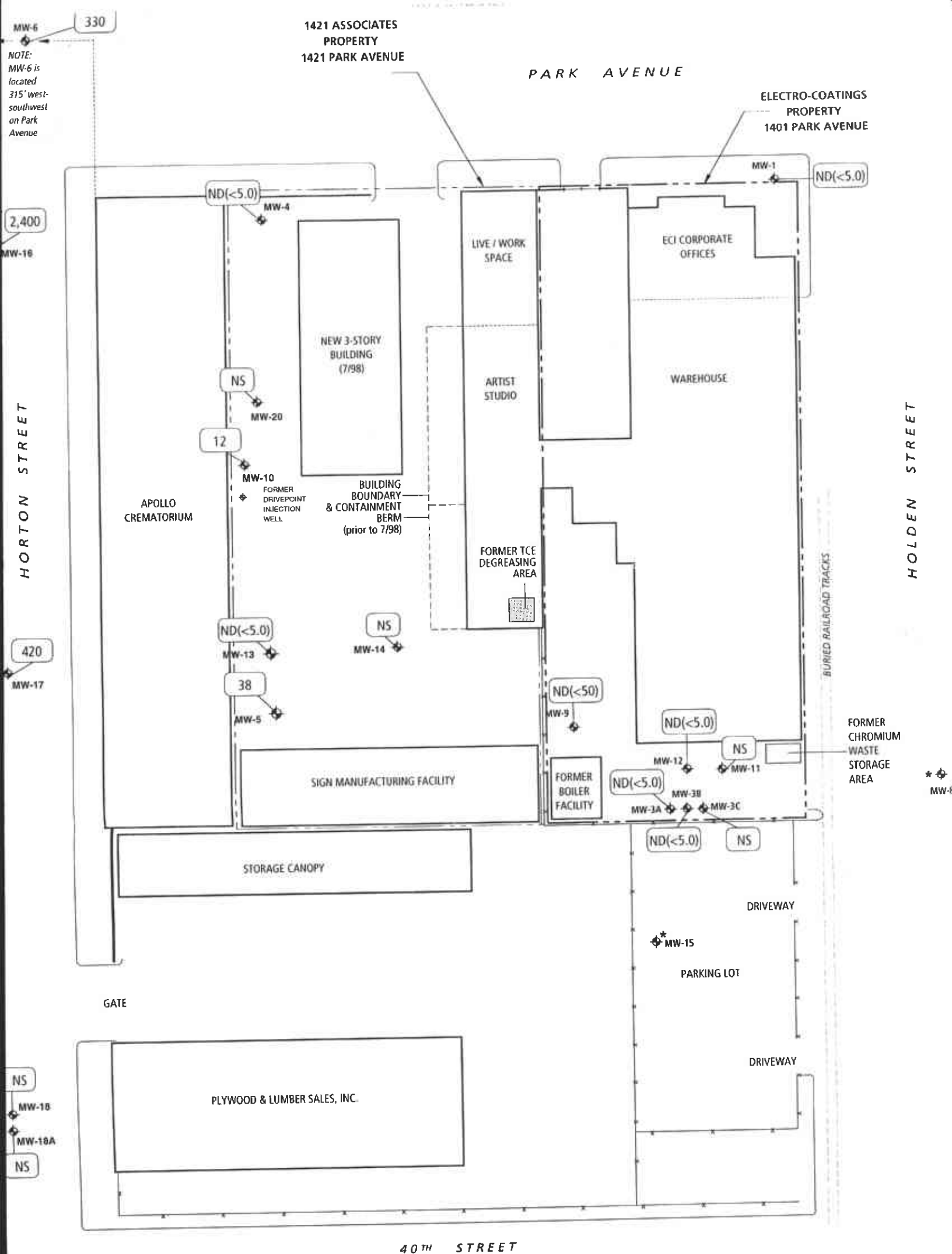
Groundwater Elevations, measured October 8, 1998, in feet above mean sea level.

Approximate location of groundwater contours on 0.5' intervals, dashed where contours are missing.

10.0



#2



1421 ASSOCIATES
PROPERTY
1421 PARK AVENUE

PARK AVENUE

ELECTRO-COATINGS
PROPERTY
1401 PARK AVENUE

HORTON STREET

HOLDEN STREET

BURIED RAILROAD TRACKS

FORMER CHROMIUM
WASTE
STORAGE
AREA

40TH STREET

EXPLANATION

- MW-12 Monitoring Well
- Property Boundaries
- Former Electro-Coatings, Inc. Facility
- Buried Railroad Tracks
- Fence Line

- ND(<5.0) — Hexavalent chromium, µg/L, October 1998.
ND = Not Detected. Detection limit in ().
- NS — Not Sampled.



20'

#3

NOTE: MW-6 is located 315' west-southwest on Park Avenue

2,400

MW-18

420

MW-17

NS

MW-18

MW-18A

NS

ND(<5.0)

MW-4

NS

MW-20

12

MW-10

ND(<5.0)

MW-13

38

MW-5

NS

MW-14

ND(<5.0)

MW-9

ND(<5.0)

MW-12

NS

MW-11

ND(<5.0)

MW-3B

MW-3A

MW-3C

ND(<5.0)

NS

STORAGE CANOPY

GATE

PLYWOOD & LUMBER SALES, INC.

DRIVEWAY

PARKING LOT

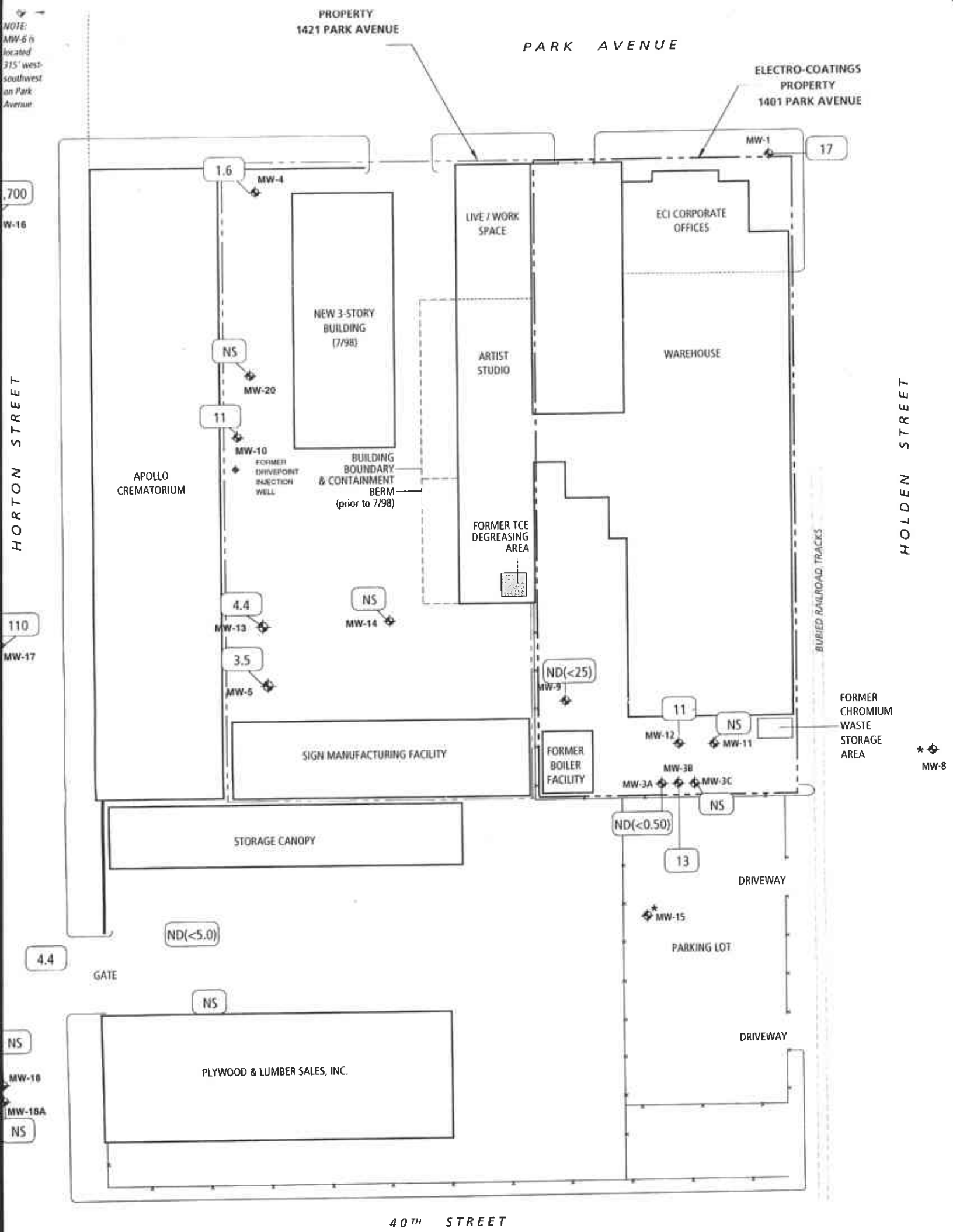
DRIVEWAY

MW-15

MW-3

*

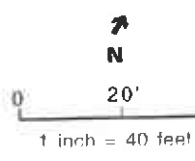
NOTE:
MW-6 is
located
315' west-
southwest
on Park
Avenue.



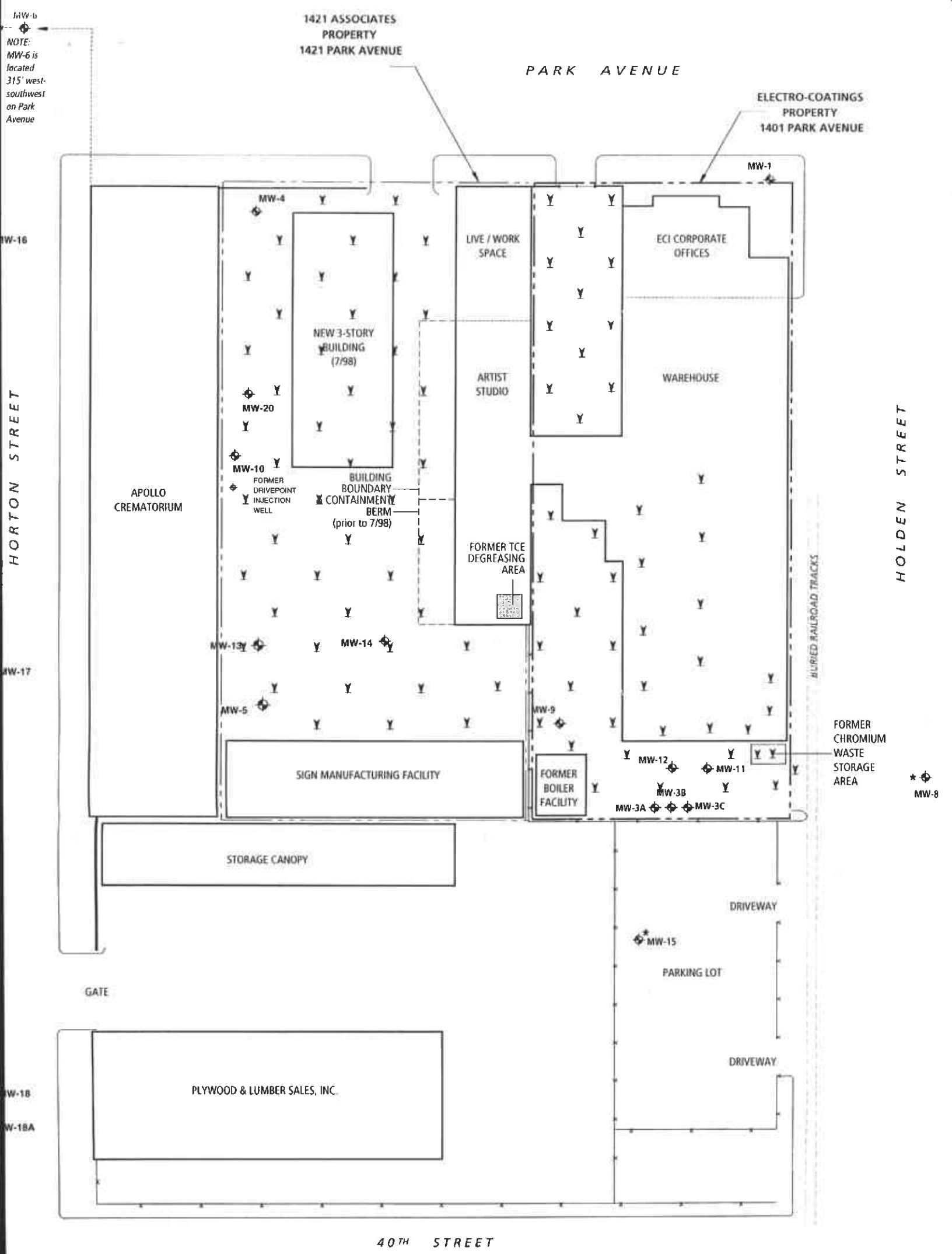
EXPLANATION

- ◆ Monitoring Well
- Property Boundaries
- Buried Railroad Tracks
- Fence Line
- * Reported location
- 1421 Associates Property
- Former Electro-Coatings, Inc. Facility

ND(<5.0) — TCE, µg/L, October 1998.
ND = Not Detected. Detection limit in ().
NS — Not Sampled.



Hy



MW-6
NOTE:
MW-6 is
located
315' west
southwest
on Park
Avenue

MW-16

HORTON STREET

MW-17

MW-18

MW-18A

1421 ASSOCIATES
PROPERTY
1421 PARK AVENUE

PARK AVENUE

ELECTRO-COATINGS
PROPERTY
1401 PARK AVENUE

MW-1

MW-4

LIVE / WORK
SPACE

ECI CORPORATE
OFFICES

NEW 3-STORY
BUILDING
(7/98)

ARTIST
STUDIO

WAREHOUSE

MW-20

APOLLO
CREMATORIUM

MW-10

FORMER
DRIVEPOINT
INJECTION
WELL

BUILDING
BOUNDARY
CONTAINMENT
BERM
(prior to 7/98)

FORMER TCE
DEGREASING
AREA

MW-13

MW-14

MW-5

MW-9

SIGN MANUFACTURING FACILITY

FORMER
BOILER
FACILITY

MW-12

MW-11

FORMER
CHROMIUM
WASTE
STORAGE
AREA

* MW-8

MW-3A

MW-3B

MW-3C

STORAGE CANOPY

DRIVEWAY

MW-15

PARKING LOT

GATE

DRIVEWAY

PLYWOOD & LUMBER SALES, INC.

40TH STREET

EXPLANATION

- MW-12 Monitoring Well
- Property Boundaries
- Buried Railroad Tracks
- Fence Line
- Reported location
- Injection Point
- 1421 Associates Property
- Former Electro-Coatings, Inc. Facility



#5