


Environmental Health  
PROTECTION

90 MAR -6 PM 4:31



**Electro-  
Coatings  
Inc.**

Electro-Coatings Inc.  
893 Carleton Street  
Berkeley, CA 94710  
Tel: 510/450-9790  
Fax: 510/655-0509

3/3/98

Susan L. Hugo  
Alameda County Dept. of Environmental Health  
Environmental Protection Division  
1131 Harbor Bay Parkway, #250  
Alameda, CA 94502-6577

RE: Results of Quarterly Groundwater Sampling at 1401 and 1421 Park Avenue  
December 1997

Dear Susan:

Enclosed is one copy of the subject report which was prepared for Electro-Coatings by Arcadis Geraghty & Miller Inc. The next quarterly sampling event is scheduled for April, 1998.

The results are very encouraging. We did another round of injections in late February and therefore the April sampling should show even more progress.

Yours very truly,

Judy Garvens  
Administrative Manager

cc: Mr. Mark Johnson, RWQCB



Ms. Judy Garvens  
Administrative Manager  
Electro-Coatings, Inc.  
1401 Park Avenue  
Emeryville, California 94608

ARCADIS Geraghty & Miller, Inc.  
1050 Marina Way South  
Richmond  
California 94804  
Tel 510 233 3200  
Fax 510 233 3204

WESTERN REGION

Subject:

Quarterly Groundwater Sampling Results,  
Electro-Coatings, Inc. Property, 1401 Park Avenue, Emeryville, California and  
1421 Associates Property, 1421 Park Avenue, Emeryville, California.

Dear Ms. Garvens:

Richmond,  
19 February 1998

This letter presents the results of the quarterly groundwater sampling activities performed on behalf of Electro-Coatings, Inc. (ECI) at the sites referenced above (Figure 1) on December 1, 2, and 4, 1997. The scope of work for the quarterly sampling was presented in the ARCADIS Geraghty & Miller letter dated November 13, 1996.

Contact:  
Steven J. Brussee

Extension:  
510-233-3200

## Field Activities and Laboratory Analysis

Groundwater monitoring wells at the sites are monitored each quarter, as proposed by ECI and ARCADIS Geraghty & Miller and agreed to by the Alameda County Health Care Services Agency (ACHCSA).

Prior to purging, depth-to-water and total-well-depth measurements were obtained from each well. The wells were then purged of at least three casing volumes of water. The well purging was accomplished using an aboveground diaphragm pump. New polyethylene tubing was used for each well. Depth-to-water and groundwater elevation data are presented in Table 1.

Following purging, groundwater samples were collected using a new polyethylene bailer for each well. Groundwater samples for laboratory analysis were collected into appropriate USEPA-approved containers, placed on ice, and transported to Sequoia Analytical in Redwood City, California, along with chain-of-custody documentation.

## Results & Discussion

### Depth to Water and Groundwater Elevations

Depth to water ranged from 3.14 feet below ground surface (MW-6) to 5.50 feet below ground surface (MW-10). Cumulative depth-to-water and groundwater elevations are presented in Table 1. The groundwater elevations and groundwater contours for the December 1997 sampling event are presented in Figure 2. Based on the depth-to-water data recorded on December 1, 1997, the direction of groundwater flow is toward the west, which is consistent with the previous sampling event (September 30, 1997).

### Laboratory Analytical Results - Chromium

Cumulative analytical results for hexavalent and total chromium are summarized in Table 2; the current results are presented in Figure 3. Trend analyses of concentrations of hexavalent chromium in on-site and selected off-site wells are presented in Charts 1 and 2, respectively.

Since the implementation of full scale on-site remediation for the 1401 and 1421 Park Avenue sites in April 1997, on-site Monitoring Wells MW-4, MW-9, MW-10, MW-12, MW-13, and MW-14 have shown decreases in concentrations of both hexavalent and total chromium. Detections of hexavalent and trivalent chromium in Monitoring Well MW-3A have remained consistent with the results of previous groundwater sampling events. The detection of hexavalent chromium in MW-11 has increased relative to the results of the previous sampling events. This increased detection is potentially due to soil washing of the vadose zone from rainwater infiltration at the southeast corner of the 1401 Park Avenue building.

Concentrations of hexavalent and total chromium in off-site wells MW-6, MW-16, and MW-17 are consistent with the results of previous groundwater monitoring events.

### Laboratory Analytical Results - Halogenated Volatile Organic Compounds

The cumulative analytical results for halogenated volatile organic compounds (HVOCs) are summarized in Table 3; the current results for trichloroethylene (TCE) are presented in Figure 4. Trend analyses of concentrations of TCE in on-site and selected off-site wells are presented in Charts 3 and 4, respectively.

Since the implementation of full scale on-site remediation for the 1401 and 1421 Park Avenue sites in April 1997, on-site Monitoring Wells MW-4, MW-9, MW-10,

MW-11, MW-12, MW-13, and MW-14 have shown decreases in concentrations of TCE and corresponding increases in detections of TCE biodegradation daughter products.

Concentrations of TCE and biodegradation daughter products in off-site wells are consistent with the results of previous groundwater monitoring events.

### Groundwater Remediation Program

A groundwater remediation program was initiated onsite at 1401 and 1421 Park Avenue during April 1997. A description of the remediation program is in the Geraghty & Miller work plan dated March 17, 1997 which was submitted to the Regional Water Quality Control Board and the Alameda County Department of Environmental Health prior to implementing the program.

The scope of work for this remediation work plan includes periodic in-situ treatment events for on-site vadose and saturated zones. The first of these events was completed in April 1997. A second event is scheduled for February 1998.

The groundwater remediation program is designed to reduce the concentrations of hexavalent chromium and HVOCs in groundwater through biochemical reduction. The decreases in detected concentrations of hexavalent chromium, total chromium, and TCE, and the corresponding changes in the concentrations of TCE biodegradation daughter products, are consistent with ARCADIS Geraghty & Miller goals for the implementation of remediation at these sites.


ARCADIS Geraghty & Miller appreciates the opportunity to be of service to ECI. If you have any questions regarding this report, please do not hesitate to call.

Sincerely,

ARCADIS Geraghty & Miller, Inc.



Steven J. Brussee  
Staff Engineer/Project Manager



Donald C. Trueblood  
Regional Manager

Attachments:	Table 1	Summary of Groundwater Elevation Data
	Table 2	Summary of Groundwater Analytical Data – Total and Hexavalent Chromium
	Table 3	Summary of Groundwater Analytical Data - Halogenated Volatile Organic Compounds
	Figure 1	Site Plan
	Figure 2	Groundwater Elevation Contours (December 1997)
	Figure 3	Hexavalent Chromium Concentrations in Groundwater (December 1997)
	Figure 4	TCE Concentrations in Groundwater (December 1997)
	Chart 1	Concentrations of Hexavalent Chromium in On-Site Wells
	Chart 2	Concentrations of Hexavalent Chromium in Selected Off-Site Wells
	Chart 3	Concentrations of TCE in On-Site Wells
	Chart 4	Concentrations of TCE in Selected Off-Site Wells
	Attachment 1	Copies of Laboratory Analytical Reports and Chain-of-Custody Documentation

**Table 1: Summary of Groundwater Elevation Data**

Electro-Coatings Inc.

1401 and 1421 Park Avenue, Emeryville, California

Monitoring Well	Date Sampled	Depth-to-Water (feet)	Top of Casing (feet - MSL)	Groundwater Elevation (feet - MSL)
MW-1	19-Apr-95	Not Located		--
	19-Sep-95	NM		--
	14-Dec-95	NM		--
	6-Mar-96	NM		--
	11-Jun-96	NM		--
	12-Sep-96	6.15	15.19	9.04
	9-Dec-96	NM		--
	7-Apr-97	5.87		9.32
	30-Jun-97	NM		--
	29-Sep-97	9.08		6.11
	1-Dec-97	NM		--
MW-2	19-Apr-95	NL		NL
MW-3A	19-Apr-95	4.87	16.1	11.23
	19-Sep-95	5.70		10.40
	14-Dec-95	5.00		11.10
	6-Mar-96	4.73		11.37
	11-Jun-96	5.28		10.82
	12-Sep-96	5.47		10.63
	9-Dec-96	5.61		10.49
	7-Apr-97	5.05		11.05
	30-Jun-97	4.64		11.46
	29-Sep-97	5.50		10.60
	4-Dec-97	4.65		11.45
MW-3B	19-Apr-95	6.76	16.3	9.54
	19-Sep-95	NM		--
	14-Dec-95	NM		--
	6-Mar-96	NM		--
	11-Jun-96	NM		--
	12-Sep-96	NM		--
	9-Dec-96	NM		--
	7-Apr-97	NM		--
	30-Jun-97	NM		--
	29-Sep-97	NM		--
	1-Dec-97	NM		--

**Table 1: Summary of Groundwater Elevation Data**

Electro-Coatings Inc.

1401 and 1421 Park Avenue, Emeryville, California

Monitoring Well	Date Sampled	Depth-to-Water (feet)	Top of Casing (feet - MSL)	Groundwater Elevation (feet - MSL)
<b>MW-3C</b>	19-Apr-95	6.19	16.21	10.02
	19-Sep-95	NM		--
	14-Dec-95	NM		--
	6-Mar-96	NM		--
	11-Jun-96	NM		--
	12-Sep-96	NM		--
	9-Dec-96	NM		--
	7-Apr-97	NM		--
	30-Jun-97	NM		--
	29-Sep-97	NM		--
1-Dec-97	NM		--	
<b>MW-4</b>	19-Apr-95	6.52	14.29	7.77
	19-Sep-95	6.50		7.79
	14-Dec-95	5.36		8.93
	6-Mar-96	5.90		8.39
	11-Jun-96	6.39		7.90
	12-Sep-96	6.40		7.89
	9-Dec-96	5.78		8.51
	7-Apr-97	6.49		7.80
	30-Jun-97	6.49		7.80
	29-Sep-97	6.59		7.70
1-Dec-97	5.37		8.92	
<b>MW-5</b>	19-Apr-95	6.95	15.87	8.92
	19-Sep-95	NM		--
	14-Dec-95	NM		--
	6-Mar-96	NM		--
	11-Jun-96	NM		--
	12-Sep-96	NM		--
	9-Dec-96	NM		--
	7-Apr-97	NM		--
	30-Jun-97	6.84		9.03
	29-Sep-97	7.82		8.05
1-Dec-97	NM		--	

**Table 1: Summary of Groundwater Elevation Data**

Electro-Coatings Inc.

1401 and 1421 Park Avenue, Emeryville, California

Monitoring Well	Date Sampled	Depth-to-Water (feet)	Top of Casing (feet - MSL)	Groundwater Elevation (feet - MSL)
MW-6	19-Apr-95	3.55	9.24	5.69
	19-Sep-95	3.72		5.52
	14-Dec-95	3.01		6.23
	6-Mar-96	3.31		5.93
	11-Jun-96	5.34		3.90
	12-Sep-96	3.60		5.64
	9-Dec-96	3.19		6.05
	7-Apr-97	3.64		5.60
	30-Jun-97	3.57		5.67
	29-Sep-97	3.56		5.68
	1-Dec-97	3.14		6.10
MW-7	19-Apr-95	NL		NL
MW-8	19-Apr-95	5.50	16.42	10.92
	19-Sep-95	NM		--
	14-Dec-95	NM		--
	6-Mar-96	NM		--
	11-Jun-96	NM		--
	12-Sep-96	NM		--
	9-Dec-96	NM		--
	7-Apr-97	NM		--
	30-Jun-97	NM		--
	29-Sep-97	NM		--
	1-Dec-97	NM		--
MW-9	19-Apr-95	6.67	16.03	9.36
	19-Sep-95	NM		--
	14-Dec-95	NM		--
	6-Mar-96	NM		--
	11-Jun-96	NM		--
	12-Sep-96	6.71		9.32
	9-Dec-96	NM		--
	7-Apr-97	6.90		9.13
	30-Jun-97	NM		--
	29-Sep-97	6.55		9.48
	1-Dec-97	4.83		11.20



**Table 1: Summary of Groundwater Elevation Data**

Electro-Coatings Inc.

1401 and 1421 Park Avenue, Emeryville, California

Monitoring Well	Date Sampled	Depth-to-Water (feet)	Top of Casing (feet - MSL)	Groundwater Elevation (feet - MSL)
<b>MW-10</b>	19-Apr-95	6.94	15.1	8.16
	19-Sep-95	NM		--
	14-Dec-95	NM		--
	6-Mar-96	NM		--
	11-Jun-96	NM		--
	12-Sep-96	NM		--
	9-Dec-96	NM		--
	7-Apr-97	NM		--
	30-Jun-97	NM		--
	29-Sep-97	7.10		8.00
<b>1-Dec-97</b>	<b>5.50</b>		<b>9.60</b>	
<b>MW-11</b>	19-Apr-95	6.38	15.94	9.56
	19-Sep-95	NM		--
	14-Dec-95	NM		--
	6-Mar-96	NM		--
	11-Jun-96	NM		--
	12-Sep-96	6.40		9.54
	9-Dec-96	NM		--
	7-Apr-97	6.56		9.38
	30-Jun-97	NM		--
	29-Sep-97	5.80		10.14
<b>1-Dec-97</b>	<b>NM</b>		<b>--</b>	
<b>MW-12</b>	19-Apr-95	6.52	16.04	9.52
	19-Sep-95	6.61		9.43
	14-Dec-95	5.12		10.92
	6-Mar-96	5.61		10.43
	11-Jun-96	6.46		9.58
	12-Sep-96	6.53		9.51
	9-Dec-96	5.76		10.28
	7-Apr-97	6.67		9.37
	30-Jun-97	6.19		9.85
	29-Sep-97	6.36		9.68
<b>1-Dec-97</b>	<b>4.66</b>		<b>11.38</b>	

**Table 1: Summary of Groundwater Elevation Data**

Electro-Coatings Inc.

1401 and 1421 Park Avenue, Emeryville, California

Monitoring Well	Date Sampled	Depth-to-Water (feet)	Top of Casing (feet - MSL)	Groundwater Elevation (feet - MSL)
<b>MW-13</b>	19-Apr-95	6.75	15.37	8.62
	19-Sep-95	6.94		8.43
	14-Dec-95	5.45		9.92
	6-Mar-96	5.94		9.43
	11-Jun-96	6.75		8.62
	12-Sep-96	6.80		8.57
	9-Dec-96	6.02		9.35
	7-Apr-97	6.92		8.45
	30-Jun-97	6.66		8.71
	29-Sep-97	6.87		8.50
	1-Dec-97	5.15		10.22
<b>MW-14</b>	19-Apr-95	6.71	15.49	8.78
	19-Sep-95	NM		--
	14-Dec-95	NM		--
	6-Mar-96	NM		--
	11-Jun-96	NM		--
	12-Sep-96	6.74		8.75
	9-Dec-96	NM		--
	7-Apr-97	6.85		8.64
	30-Jun-97	NM		--
	29-Sep-97	6.60		8.89
	1-Dec-97	4.78		10.71
<b>MW-15</b>	19-Apr-95	7.94	17.26	9.32
	19-Sep-95	NM		--
	14-Dec-95	NM		--
	6-Mar-96	NM		--
	11-Jun-96	NM		--
	12-Sep-96	NM		--
	9-Dec-96	NM		--
	7-Apr-97	NM		--
	30-Jun-97	NM		--
	29-Sep-97	NM		--
	1-Dec-97	NM		--

**Table 1: Summary of Groundwater Elevation Data**

Electro-Coatings Inc.

1401 and 1421 Park Avenue, Emeryville, California

Monitoring Well	Date Sampled	Depth-to-Water (feet)	Top of Casing (feet - MSL)	Groundwater Elevation (feet - MSL)
MW-16	19-Apr-95	4.57	12.08	7.51
	19-Sep-95	4.64		7.44
	14-Dec-95	4.28		7.80
	6-Mar-96	4.01		8.07
	11-Jun-96	4.50		7.58
	12-Sep-96	4.55		7.53
	9-Dec-96	3.98		8.10
	7-Apr-97	4.57		7.51
	30-Jun-97	4.55		7.53
	29-Sep-97	4.63		7.45
	1-Dec-97	3.51		8.57
MW-17	19-Apr-95	4.48	12.76	8.28
	19-Sep-95	4.78		7.98
	14-Dec-95	3.31		9.45
	6-Mar-96	3.75		9.01
	11-Jun-96	4.55		8.21
	12-Sep-96	4.61		8.15
	9-Dec-96	3.89		8.87
	7-Apr-97	4.71		8.05
	30-Jun-97	4.55		8.21
	29-Sep-97	4.66		8.10
	1-Dec-97	3.49		9.27
MW-18	19-Apr-95	4.79	13.57	8.78
	19-Sep-95	5.00		8.57
	14-Dec-95	3.48		10.09
	6-Mar-96	3.96		9.61
	11-Jun-96	4.86		8.71
	12-Sep-96	NM		--
	9-Dec-96	NM		--
	7-Apr-97	NM		--
	30-Jun-97	4.69		8.88
	29-Sep-97	5.01		8.56
	1-Dec-97	NM		--

**Table 1: Summary of Groundwater Elevation Data**

Electro-Coatings Inc.

1401 and 1421 Park Avenue, Emeryville, California

Monitoring Well	Date Sampled	Depth-to-Water (feet)	Top of Casing (feet - MSL)	Groundwater Elevation (feet - MSL)
MW-18A	19-Apr-95	4.67	13.36	8.69
	19-Sep-95	5.76		7.60
	14-Dec-95	5.60		7.76
	6-Mar-96	3.86		9.50
	11-Jun-96	4.85		8.51
	12-Sep-96	NM		--
	9-Dec-96	NM		--
	7-Apr-97	NM		--
	30-Jun-97	5.08		8.28
	29-Sep-97	5.26		8.10
	1-Dec-97	NM		--
MW-19	19-Apr-95	NL		NL
MW-20	19-Apr-95	2.78	14.93	12.15
	19-Sep-95	2.47		12.46
	14-Dec-95	2.95		11.98
	6-Mar-96	1.43		13.50
	11-Jun-96	2.29		12.64
	12-Sep-96	2.90		12.03
	9-Dec-96	NM		--
	7-Apr-97	2.63		12.30
	30-Jun-97	NM		--
	29-Sep-97	2.90		12.03
	1-Dec-97	NM		--
MW-21	19-Apr-95	NL		NL

NL = Monitoring well has not been located.

NM = Not measured

MSL = mean sea level

**Table 2: Summary of Groundwater Analytical Data  
Total and Hexavalent Chromium**

Electro-Coatings Inc.  
1401 and 1421 Park Avenue, Emeryville, California

Monitoring Well	Date Sampled	Total Chromium (µg/L) (a)	Hexavalent Chromium (µg/L) (b)
MW-1	24-Aug-77	200	NA
	15-Sep-81	ND(<1)	NA
	11-Oct-81	1	NA
	24-Nov-81	2.5	NA
	21-Dec-81	32	NA
	26-Feb-85	ND(<20)	ND(<20)
	15-Nov-91	ND(<50)	50
	20-Apr-95	NL	NL
	19-Sep-95	---	---
	15-Dec-95	---	---
	8-Mar-96	---	---
	11-Jun-96	---	---
	13-Sep-96	330	ND(<5.0)
	11-Dec-96	---	---
	8-Apr-97	320	ND(<5.0)
	Apr-97	On-Site Remediation Injection Event	
	30-Jun-97	---	---
	1-Oct-97	ND(<10)	ND(<5.0)
	2-Dec-97	---	---
	MW-2	24-Aug-77	60
15-Sep-81		ND(<1)	NA
11-Oct-81		4	NA
24-Nov-81		1.1	NA
21-Dec-81		2	NA
19-Apr-95		NL	NL
MW-3A	24-Aug-77	50	NA
	15-Sep-81	ND (<1)	NA
	11-Oct-81	ND (<1)	NA
	24-Nov-81	230	NA
	21-Dec-81	14	NA
	26-Feb-85	770	80
	29-Oct-91	130	ND (<500)
	20-Apr-95	36	ND (<5.0)
	19-Sep-95	65	ND (<5.0)
	14-Dec-95	110	7.5
	8-Mar-96	92	ND (<5.0)
	11-Jun-96	51	ND (<5.0)
	13-Sep-96	ND(<10)	ND (<5.0)
	11-Dec-96	13 (d)	ND (<5.0)
	7-Apr-97	14	ND (<5.0)
	Apr-97	On-Site Remediation Injection Event	
	30-Jun-97	67	5.0
	1-Oct-97	36	ND(<5.0)
4-Dec-97	94	29	

**Table 2: Summary of Groundwater Analytical Data  
Total and Hexavalent Chromium**

Electro-Coatings Inc.  
1401 and 1421 Park Avenue, Emeryville, California

Monitoring Well	Date Sampled	Total Chromium (µg/L) (a)	Hexavalent Chromium (µg/L) (b)
<b>MW-3B</b> (c)	24-Aug-77	60	NA
	15-Sep-81	ND (<1)	NA
	11-Oct-81	480	NA
	24-Nov-81	2,000	NA
	21-Dec-81	190	NA
	26-Feb-85	NA	NA
	29-Oct-91	110,000	100,000
	20-Apr-95	8,000	7,600
	22-Aug-95	13,000	12,000
	22-Aug-95	Pilot Test: 50 gallons of 100:1 into MW-11.	
	19-Sep-95	---	---
	20-Oct-95	180	ND(<5.0)
	15-Dec-95	---	---
	22-Dec-95	Pilot Test: 150 gallons innoc. 20:1 into MW-11.	
	4-Jan-96	Pilot Test: 150 gallons 20:1 into MW-11.	
	19-Jan-96	Pilot Test: 150 gallons 20:1 into MW-11.	
	1-Feb-96	Pilot Test: 150 gallons 20:1 into MW-11.	
	16-Feb-96	3,300	1,100
	8-Mar-96	---	---
	11-Jun-96	---	---
	13-Sep-96	---	---
	11-Dec-96	---	---
	7-Apr-97	---	---
	Apr-97	On-Site Remediation Injection Event	
	30-Jun-97	---	---
	<b>2-Dec-97</b>	---	---
	<b>MW-3C</b>	24-Aug-77	18,000
15-Sep-81		30,000	NA
11-Oct-81		28,000	NA
24-Nov-81		22,000	NA
21-Dec-81		17,000	NA
26-Feb-85		7,250	6,300
29-Oct-91		2,300	1,600
20-Apr-95		1,400	ND (<5.0)
19-Sep-95		---	---
15-Dec-95		---	---
8-Mar-96		---	---
11-Jun-96		---	---
13-Sep-96		---	---
11-Dec-96		---	---
7-Apr-97		---	---
Apr-97		On-Site Remediation Injection Event	
30-Jun-97		---	---
<b>2-Dec-97</b>		---	---

**Table 2: Summary of Groundwater Analytical Data  
Total and Hexavalent Chromium**

Electro-Coatings Inc.  
1401 and 1421 Park Avenue, Emeryville, California

Monitoring Well	Date Sampled	Total Chromium (µg/L) (a)	Hexavalent Chromium (µg/L) (b)
MW-4	24-Aug-77	90,000	67,000
	15-Sep-81	57,000	NA
	11-Oct-81	61,000	NA
	24-Nov-81	56,000	NA
	21-Dec-81	55,000	NA
	26-Feb-85	59,000	59,000
	1-Jun-91	17,000	17,800
	11-Oct-91	22,000	22,000
	28-Jul-94	NA	6,300
	21-Apr-95	16,000	17,000
	19-Sep-95	14,000	15,000
	15-Dec-95	16,000	16,000
	8-Mar-96	16,000	23,000
	11-Jun-96	5,400	9,100
	13-Sep-96	14,000	1,400
	11-Dec-96	17,000 (d)	47,000
	8-Apr-97	13,000	16,000
	Apr-97	On-Site Remediation Injection Event	
	30-Jun-97	200	ND(<50)
	1-Oct-97	76	ND(<5.0)
2-Dec-97	170	ND(<5.0)	
MW-5	24-Aug-77	360,000	295,000
	15-Sep-81	NA	NA
	11-Oct-81	880,000	2,240
	24-Nov-81	610,000	NA
	21-Dec-81	280,000	NA
	26-Feb-85	480,000	480,000
	1-Jun-91	390,000	NA
	11-Oct-91	260,000	250,000
	28-Jul-94	NA	454,000
	21-Apr-95	140,000	160,000
	19-Sep-95	---	---
	15-Dec-95	---	---
	8-Mar-96	---	---
	11-Jun-96	---	---
	13-Sep-96	---	---
	11-Dec-96	---	---
	7-Apr-97	---	---
	Apr-97	On-Site Remediation Injection Event	
	30-Jun-97	16,000	5,800
	1-Oct-97	4,400	ND(<5.0)
2-Dec-97	---	---	

**Table 2: Summary of Groundwater Analytical Data  
Total and Hexavalent Chromium**

Electro-Coatings Inc.  
1401 and 1421 Park Avenue, Emeryville, California

Monitoring Well	Date Sampled	Total Chromium (µg/L) (a)	Hexavalent Chromium (µg/L) (b)	
MW-6	15-Sep-81	630	NA	
	11-Oct-81	80	NA	
	24-Nov-81	790	NA	
	21-Dec-81	630	NA	
	26-Feb-85	3,330	3,300	
	1-Jun-91	NA	NA	
	11-Oct-91	31,000	25,000	
	28-Jul-94	NA	4,800	
	20-Apr-95	39,000	40,000	
	19-Sep-95	45,000	43,000	
	14-Dec-95	35,000	50,000	
	8-Mar-96	42,000	50,000	
	11-Jun-96	41,000	44,000	
	13-Sep-96	46,000	44,000	
	11-Dec-96	45,000 (d)	54,000	
	8-Apr-97	45,000	48,000	
	30-Jun-97	44,000	43,000	
1-Oct-97	52,000	21,000		
2-Dec-97	50,000	46,000		
MW-7	19-Apr-95	NL	NL	
MW-8	15-Sep-81	ND (<1)	NA	
	11-Oct-81	2	NA	
	24-Nov-81	3	NA	
	21-Dec-81	70	NA	
	26-Feb-85	ND (<20)	ND (<20)	
	1-Jun-91	NA	NA	
	11-Oct-91	ND (<50)	ND (<10)	
	21-Apr-95	33	ND (<5.0)	
	19-Sep-95	---	---	
	15-Dec-95	---	---	
	8-Mar-96	---	---	
	11-Jun-96	---	---	
	13-Sep-96	---	---	
	11-Dec-96	---	---	
	7-Apr-97	---	---	
	Apr-97	On-Site Remediation Injection Event		---
	30-Jun-97	---	---	
2-Dec-97	---	---		



**Table 2: Summary of Groundwater Analytical Data  
Total and Hexavalent Chromium**

Electro-Coatings Inc.  
1401 and 1421 Park Avenue, Emeryville, California

Monitoring Well	Date Sampled	Total Chromium (µg/L) (a)	Hexavalent Chromium (µg/L) (b)
MW-9	15-Jan-81	258,000	185,000
	15-Sep-81	NA	NA
	11-Oct-81	NA	NA
	24-Nov-81	NA	NA
	21-Dec-81	NA	NA
	26-Feb-85	892,000	877,000
	1-Jun-91	NA	NA
	11-Oct-91	140,000	130,000
	21-Apr-95	66,000	70,000
	19-Sep-95	---	---
	15-Dec-95	---	---
	8-Mar-96	---	---
	11-Jun-96	---	---
	13-Sep-96	56,000	5,800
	11-Dec-96	---	---
	7-Apr-97	74,000	76,000
	Apr-97	On-Site Remediation Injection Event	
	30-Jun-97	---	---
	1-Oct-97	67,000	44,000
	2-Dec-97	5,900	6,800

**Table 2: Summary of Groundwater Analytical Data  
Total and Hexavalent Chromium**

Electro-Coatings Inc.  
1401 and 1421 Park Avenue, Emeryville, California

Monitoring Well	Date Sampled	Total Chromium (µg/L) (a)	Hexavalent Chromium (µg/L) (b)
MW-10	15-Jan-81	17,000	14,000
(c)	15-Sep-81	NA	NA
	11-Oct-81	NA	NA
	24-Nov-81	NA	NA
	21-Dec-81	NA	NA
(c)	26-Feb-85	746,000	740,000
	1-Jun-91	NA	NA
	11-Oct-91	490,000	450,000
	21-Apr-95	160,000	170,000
	21-Aug-95	Pilot Test: 25 gallons 4:1 into DP-1.	
	22-Aug-95	150,000	150,000
	19-Sep-95	---	---
	20-Oct-95	78,000	86,000
	15-Dec-95	---	---
	22-Dec-95	Pilot Test: 115 gallons innoc. 4:1 into DP-1.	
	16-Feb-96	16,000	23,000
	8-Mar-96	---	---
	14-Mar-96	Pilot Test: 115 gallons innoc. 4:1 into DP-1.	
	9-May-96	11,000	ND(<50)
	11-Jun-96	---	---
	13-Sep-96	---	---
	11-Dec-96	---	---
	8-Apr-97	6,500	ND(<5.0)
	Apr-97	On-Site Remediation Injection Event	
	30-Jun-97	---	---
	1-Oct-97	640	14
	2-Dec-97	510	ND(<5.0)

**Table 2: Summary of Groundwater Analytical Data  
Total and Hexavalent Chromium**

Electro-Coatings Inc.  
1401 and 1421 Park Avenue, Emeryville, California

Monitoring Well	Date Sampled	Total Chromium ( $\mu\text{g/L}$ ) (a)	Hexavalent Chromium ( $\mu\text{g/L}$ ) (b)
MW-11 (c)	14-Jan-81	129,000	115,000
	21-Jul-81	340	34
	15-Sep-81	NA	NA
	11-Oct-81	NA	NA
	24-Nov-81	NA	NA
	21-Dec-81	NA	NA
	26-Feb-85	2,440	2,410
	1-Jun-91	NA	NA
	11-Oct-91	470	410
	20-Apr-95	420	950
	22-Aug-95	360	220
	22-Aug-95	Pilot Test: 50 gallons of 100:1.	
	19-Sep-95	---	---
	20-Oct-95	90	ND(<5.0)
	15-Dec-95	---	---
	22-Dec-95	Pilot Test: 150 gallons innoc. 20:1.	
	4-Jan-96	Pilot Test: 150 gallons 20:1.	
	19-Jan-96	Pilot Test: 150 gallons 20:1.	
	1-Feb-96	Pilot Test: 150 gallons 20:1.	
	16-Feb-96	430	ND(<5.0)
	8-Mar-96	---	---
	11-Jun-96	---	---
	13-Sep-96	170	6.0
	11-Dec-96	---	---
	7-Apr-97	630	ND(<5.0)
	Apr-97	On-Site Remediation Injection Event	
	30-Jun-97	---	---
	1-Oct-97	510	ND(<50)
	2-Dec-97	720	400

**Table 2: Summary of Groundwater Analytical Data  
Total and Hexavalent Chromium**

Electro-Coatings Inc.  
1401 and 1421 Park Avenue, Emeryville, California

Monitoring Well	Date Sampled	Total Chromium (µg/L) (a)	Hexavalent Chromium (µg/L) (b)
MW-12 (c)	14-Jan-81	32,000	12,000
	21-Jul-81	NA	NA
	15-Sep-81	NA	NA
	11-Oct-81	NA	NA
	24-Nov-81	NA	NA
	21-Dec-81	NA	NA
	(c) 26-Feb-85	240,000	240,000
	1-Jun-91	38,000	29,700
	11-Oct-91	44,000	39,000
	20-Apr-95	10,000	10,000
	19-Sep-95	18,000	19,000
	14-Dec-95	17,000	20,000
	22-Dec-95	Pilot Test: 330 gallons innoc.10:1 into OW-1.	
	16-Feb-96	16,000	1,300
	8-Mar-96	---	---
	11-Jun-96	130	16
	13-Sep-96	260	ND(<5.0)
	11-Dec-96	1,100 (d)	1,400
	7-Apr-97	2,000	690
	Apr-97	On-Site Remediation Injection Event	
	30-Jun-97	440.	26
	1-Oct-97	170	ND(<5.0)
	2-Dec-97	100	ND(<5.0)
MW-13	14-Jan-81	381,000	325,000
	21-Jul-81	NA	NA
	15-Sep-81	NA	NA
	11-Oct-81	NA	NA
	24-Nov-81	NA	NA
	21-Dec-81	NA	NA
	26-Feb-85	676,000	676,000
	1-Jun-91	NA	NA
	11-Oct-91	510,000	430,000
	28-Jul-94	230,000	130,000
	20-Apr-95	210,000	220,000
	19-Sep-95	200,000	210,000
	15-Dec-95	170,000	210,000
	8-Mar-96	170,000	200,000
	11-Jun-96	170,000	160,000
	13-Sep-96	160,000	13,000
	11-Dec-96	160,000 (d)	170,000
	7-Apr-97	150,000	160,000
	Apr-97	On-Site Remediation Injection Event	
	30-Jun-97	92,000	69,000
	1-Oct-97	63,000	40,000
	2-Dec-97	33,000	28,000

**Table 2: Summary of Groundwater Analytical Data  
Total and Hexavalent Chromium**

Electro-Coatings Inc.  
1401 and 1421 Park Avenue, Emeryville, California

Monitoring Well	Date Sampled	Total Chromium (µg/L) (a)	Hexavalent Chromium (µg/L) (b)
MW-14	26-Feb-85	654,000	632,000
	1-Jun-91	NA	NA
	11-Oct-91	320,000	310,000
	28-Jul-94	NA	NA
	21-Apr-95	130,000	140,000
	19-Sep-95	---	---
	15-Dec-95	---	---
	8-Mar-96	---	---
	11-Jun-96	---	---
	13-Sep-96	100,000	9,700
	11-Dec-96	---	---
	8-Apr-97	93,000	100,000
	Apr-97	On-Site Remediation Injection Event	
	30-Jun-97	---	---
	1-Oct-97	9,100	ND(<5.0)
	2-Dec-97	1,400	ND(<5.0)
	MW-15	26-Feb-85	ND (<20)
1-Jun-91		30	NA
11-Oct-91		ND (<50)	ND (<10)
28-Jul-94		NA	ND (<10)
21-Apr-95		ND (<10)	ND (<5.0)
19-Sep-95		---	---
15-Dec-95		---	---
8-Mar-96		---	---
11-Jun-96		---	---
13-Sep-96		---	---
11-Dec-96		---	---
7-Apr-97		---	---
Apr-97		On-Site Remediation Injection Event	
30-Jun-97		---	---
2-Dec-97		---	---

**Table 2: Summary of Groundwater Analytical Data  
Total and Hexavalent Chromium**

Electro-Coatings Inc.  
1401 and 1421 Park Avenue, Emeryville, California

Monitoring Well	Date Sampled	Total Chromium (µg/L) (a)	Hexavalent Chromium (µg/L) (b)
MW-16	26-Feb-85	460,000	460,000
	(c) 1-Jun-91	NA	NA
	(c) 11-Oct-91	240,000	290,000
	28-Jul-94	120,000	320,000
	20-Apr-95	100,000	100,000
	19-Sep-95	83,000	87,000
	14-Dec-95	57,000	74,000
	8-Mar-96	73,000	83,000
	11-Jun-96	67,000	20,000
	13-Sep-96	60,000	6,400
	11-Dec-96	65,000 (d)	73,000
	8-Apr-97	57,000	64,000
	30-Jun-97	67,000	57,000
	1-Oct-97	67,000	27,000
	2-Dec-97	24,000	32,000
MW-17	26-Feb-85	90,000	38,200
	1-Jun-91	NA	NA
	11-Oct-91	250,000	300,000
	28-Jul-94	190,000	200,000
	20-Apr-95	150,000	160,000
	19-Sep-95	170,000	180,000
	14-Dec-95	160,000	200,000
	8-Mar-96	140,000	150,000
	11-Jun-96	130,000	150,000
	13-Sep-96	130,000	12,000
	11-Dec-96	170,000 (d)	200,000
	8-Apr-97	160,000	160,000
	30-Jun-97	120,000	83,000
	1-Oct-97	91,000	52,000
	2-Dec-97	97,000	60,000

**Table 2: Summary of Groundwater Analytical Data  
Total and Hexavalent Chromium**

Electro-Coatings Inc.  
1401 and 1421 Park Avenue, Emeryville, California

Monitoring Well	Date Sampled	Total Chromium (µg/L) (a)	Hexavalent Chromium (µg/L) (b)
MW-18	26-Feb-85	60,500	55,000
	1-Jun-91	NA	NA
	11-Oct-91	31,000	24,000
	28-Jul-94	NA	NA
	22-Apr-95	24,000	23,000
	19-Sep-95	25,000	27,000
	14-Dec-95	20,000	22,000
	8-Mar-96	22,000	23,000
	11-Jun-96	19,000	17,000
	13-Sep-96	---	---
	11-Dec-96	---	---
	7-Apr-97	---	---
	30-Jun-97	16,000	11,000
	1-Oct-97	20,000	14,000
	2-Dec-97	---	---
MW-18A	22-Jun-83	20	ND (<20)
	26-Feb-85	ND (<20)	ND (<20)
	11-Oct-91	ND (<50)	ND (<10)
	20-Apr-95	ND (<10)	ND (<5.0)
	19-Sep-95	ND (<10)	ND (<5.0)
	15-Dec-95	17	ND (<5.0)
	8-Mar-96	ND (<50)	ND (<5.0)
	11-Jun-96	38	ND (<0.0050)
	13-Sep-96	---	---
	11-Dec-96	---	---
	7-Apr-97	---	---
	30-Jun-97	1,100	840
	1-Oct-97	490	430
	2-Dec-97	---	---
	MW-19	22-Jun-83	NA (<20)
26-Feb-85		20	20
11-Oct-91		NA	NA
19-Apr-95		NL	NL

**Table 2: Summary of Groundwater Analytical Data  
Total and Hexavalent Chromium**

Electro-Coatings Inc.  
1401 and 1421 Park Avenue, Emeryville, California

Monitoring Well	Date Sampled	Total Chromium (µg/L) (a)	Hexavalent Chromium (µg/L) (b)
MW-20	21-Jun-83	1,300	1,200
	11-Aug-83	90	40
	26-Feb-85	ND (<20)	ND (<20)
	11-Oct-91	ND (<50)	14
	21-Apr-95	ND (<10)	ND (<5.0)
	19-Sep-95	ND (<10)	ND (<5.0)
	15-Dec-95	22	ND (<5.0)
	8-Mar-96	22	ND (<5.0)
	11-Jun-96	96	ND (<0.0050)
	13-Sep-96	120	ND(5.0)
	11-Dec-96	---	---
	7-Apr-97	55	ND(<5.0)
	Apr-97	On-Site Remediation Injection Event	
	30-Jun-97	---	---
	1-Oct-97	ND(<10)	ND(<5.0)
2-Dec-97	---	---	
MW-21	21-Jun-83	20	ND (<20)
	26-Feb-85	40	ND (<20)
	19-Apr-95	NL	NL
OW-1	22-Aug-95	19,000	22,000
	22-Aug-95	Pilot Test: 50 gallons 100:1 into MW-11.	
	20-Oct-95	24,000	32,000
	22-Dec-95	Pilot Test: 330 gallons innoc. 10:1.	
	22-Dec-95	Pilot Test: 150 gallons innoc. 20:1 into MW-11.	
	4-Jan-96	Pilot Test: 150 gallons 20:1 into MW-11.	
	19-Jan-96	Pilot Test: 150 gallons 20:1 into MW-11.	
	1-Feb-96	Pilot Test: 150 gallons 20:1 into MW-11.	
16-Feb-96	4,800	ND(<5.0)	
OW-2	22-Aug-95	36,000	36,000
	22-Aug-95	Pilot Test: 50 gallons 100:1 into MW-11.	
	18-Sep-95	70,000	77,000
	20-Oct-95	51,000	58,000
	22-Dec-95	Pilot Test: 150 gallons innoc. 20:1 into MW-11.	
	4-Jan-96	Pilot Test: 150 gallons 20:1 into MW-11.	
	19-Jan-96	Pilot Test: 150 gallons 20:1 into MW-11.	
	1-Feb-96	Pilot Test: 150 gallons 20:1 into MW-11.	
16-Feb-96	6,900	89	
DP-1	20-Oct-95	10,000	6.1
	14-Mar-96	Pilot Test: 100 gallons innoc. 4:1.	

Notes appear on the following page.



**Table 2: Summary of Groundwater Analytical Data  
Total and Hexavalent Chromium**  
Electro-Coatings Inc.  
1401 and 1421 Park Avenue, Emeryville, California

Monitoring Well	Date Sampled	Total Chromium (µg/L) (a)	Hexavalent Chromium (µg/L) (b)
-----------------	--------------	---------------------------	--------------------------------

- (a) Analysis by USEPA Method 200.7.  
 (b) Analysis by USEPA Method 7196.  
 (c) Denotes well that was part of the pilot study performed from August 1995 through February 1996.  
 (d) Laboratory indicates results are questionable due to samples being marked "preserved" which were not.

NA Not analyzed  
 --- Not sampled  
 ND( ) Not detected; laboratory method detection limit in parentheses  
 NL Monitoring well has not been located  
 µg/L Micrograms per liter

Data from August 1977 through July 1994 taken from groundwater monitoring reports by American Environmental Management Corporation (January 27, 1992, and October 28, 1994).  
 Beginning April 20, 1995, laboratory analyses performed by Sequoia Analytical (Walnut Creek and Redwood City, California).

**Table 3: Summary of Groundwater Analytical Data - Halogenated Volatile Organic Compounds**

Electro-Coatings Inc.  
1401 and 1421 Park Avenue, Emeryville, California

Monitoring Well	Date Sampled	PCE (µg/L) (a)	TCE (µg/L) (a)	cis-1,2-DCE (µg/L) (a)	trans-1,2-DCE (µg/L) (a)	1,1-DCE (µg/L) (a)	Vinyl Chloride (µg/L) (a)	1,1,1-TCA (µg/L) (a)	1,1-DCA (µg/L) (a)	1,2-DCA (µg/L) (a)	1,2-Dichlorobenzene (µg/L) (a)	Chlorobenzene (µg/L) (a)	
MW-1	21-Mar-85	21	33	NR	ND (<0.5)	ND (<0.5)	ND (<0.5)	ND (<0.5)	ND (<0.5)	NR	NR	NR	
	15-Nov-91	0.6	11	NR	4.8	0.5	ND (<1)	ND (<0.5)	1.6	NR	NR	NR	
	19-Apr-95	NL	NL	NL	NL	NL	NL	NL	NL	NL	NL	NL	
	19-Sep-95	---	---	---	---	---	---	---	---	---	---	---	
	15-Dec-95	---	---	---	---	---	---	---	---	---	---	---	
	8-Mar-96	---	---	---	---	---	---	---	---	---	---	---	
	11-Jun-96	---	---	---	---	---	---	---	---	---	---	---	
	13-Sep-96	ND (<0.50)	14	1.9	ND (<0.50)	0.63	ND (<1.0)	ND (<0.50)	ND (<0.50)	0.78	ND (<0.50)	ND (<0.50)	
	11-Dec-96	---	---	---	---	---	---	---	---	---	---	---	
	8-Apr-97	ND (<0.50)	13	1.2	ND (<0.50)	ND (<0.50)	ND (<1.0)	ND (<0.50)	ND (<0.50)	ND (<0.50)	ND (<0.50)	ND (<0.50)	
	Apr-97	On-Site Remediation Injection Event											
	30-Jun-97	---	---	---	---	---	---	---	---	---	---	---	
	1-Oct-97	ND (<0.50)	16	ND (<0.50)	ND (<0.50)	ND (<0.50)	ND (<1.0)	ND (<0.50)	ND (<0.50)	ND (<0.50)	ND (<0.50)	ND (<0.50)	
	2-Dec-97	---	---	---	---	---	---	---	---	---	---	---	
MW-2	15-Nov-91	---	---	---	---	---	---	---	---	---	---	---	
	19-Apr-95	NL	NL	NL	NL	NL	NL	NL	NL	NL	NL	NL	
MW-3A	29-Oct-91	ND (<0.5)	ND (<0.5)	NR	ND (<0.5)	ND (<0.5)	ND (<1)	ND (<0.5)	ND (<0.5)	NR	NR	NR	
	20-Apr-95	ND (<0.5)	ND (<0.5)	ND (<0.5)	ND (<0.5)	ND (<0.5)	ND (<1.0)	ND (<0.5)	ND (<0.5)	ND (<0.5)	ND (<0.5)	ND (<0.5)	
	19-Sep-95	ND (<0.5)	0.56	ND (<0.5)	ND (<0.5)	ND (<0.5)	ND (<1.0)	ND (<0.5)	ND (<0.5)	ND (<0.5)	ND (<0.5)	ND (<0.5)	
	14-Dec-95	ND (<0.50)	ND (<0.50)	ND (<0.50)	ND (<0.50)	ND (<0.50)	ND (<1.0)	ND (<0.50)	ND (<0.50)	ND (<0.50)	ND (<0.50)	ND (<0.50)	
	8-Mar-96	---	---	---	---	---	---	---	---	---	---	---	
	11-Jun-96	ND (<0.50)	ND (<0.50)	ND (<0.50)	ND (<0.50)	ND (<0.50)	ND (<1.0)	ND (<0.50)	ND (<0.50)	ND (<0.50)	ND (<0.50)	ND (<0.50)	
	13-Sep-96	ND (<0.50)	ND (<0.50)	ND (<0.50)	ND (<0.50)	ND (<0.50)	ND (<1.0)	ND (<0.50)	ND (<0.50)	ND (<0.50)	ND (<0.50)	ND (<0.50)	
	11-Dec-96	ND (<0.50)	ND (<0.50)	ND (<0.50)	ND (<0.50)	ND (<0.50)	ND (<1.0)	ND (<0.50)	ND (<0.50)	ND (<0.50)	ND (<0.50)	ND (<0.50)	
	7-Apr-97	ND (<0.50)	ND (<0.50)	ND (<0.50)	ND (<0.50)	ND (<0.50)	ND (<1.0)	ND (<0.50)	ND (<0.50)	ND (<0.50)	ND (<0.50)	ND (<0.50)	
	Apr-97	On-Site Remediation Injection Event											
	30-Jun-97	ND (<0.50)	ND (<0.50)	ND (<0.50)	ND (<0.50)	ND (<0.50)	ND (<1.0)	ND (<0.50)	ND (<0.50)	ND (<0.50)	ND (<0.50)	ND (<0.50)	
1-Oct-97	ND (<0.50)	ND (<0.50)	ND (<0.50)	ND (<0.50)	ND (<0.50)	ND (<1.0)	ND (<0.50)	ND (<0.50)	ND (<0.50)	ND (<0.50)	ND (<0.50)		
4-Dec-97	ND (<0.50)	ND (<0.50)	ND (<0.50)	ND (<0.50)	ND (<0.50)	ND (<1.0)	ND (<0.50)	ND (<0.50)	ND (<0.50)	ND (<0.50)	ND (<0.50)		

**Table 3: Summary of Groundwater Analytical Data - Halogenated Volatile Organic Compounds**

Electro-Coatings Inc.  
1401 and 1421 Park Avenue, Emeryville, California

Monitoring Well	Date Sampled	PCE (µg/L) (a)	TCE (µg/L) (a)	cis-1,2-DCE (µg/L) (a)	trans-1,2-DCE (µg/L) (a)	1,1-DCE (µg/L) (a)	Vinyl Chloride (µg/L) (a)	1,1,1-TCA (µg/L) (a)	1,1-DCA (µg/L) (a)	1,2-DCA (µg/L) (a)	1,2-Dichlorobenzene (µg/L) (a)	Chlorobenzene (µg/L) (a)
MW-3B (b)	29-Oct-91	6.8	650	NR	45	13	6.4	ND (<0.5)	1.2	NR	NR	NR
	20-Apr-95	ND (<10)	260	17	23	ND (<10)	ND (<20)	ND (<10)	ND (<10)	ND (<10)	ND (<10)	ND (<10)
	19-Sep-95	---	---	---	---	---	---	---	---	---	---	---
	15-Dec-95	---	---	---	---	---	---	---	---	---	---	---
	8-Mar-96	---	---	---	---	---	---	---	---	---	---	---
	11-Jun-96	---	---	---	---	---	---	---	---	---	---	---
	13-Sep-96	---	---	---	---	---	---	---	---	---	---	---
	11-Dec-96	---	---	---	---	---	---	---	---	---	---	---
	7-Apr-97	---	---	---	---	---	---	---	---	---	---	---
	Apr-97	On-Site Remediation Injection Event										
30-Jun-97	---	---	---	---	---	---	---	---	---	---	---	---
MW-3C	11-Jun-85	1.7	150	NR	23	ND (<0.5)	ND (<0.5)	2.4	ND (<0.5)	NR	NR	NR
	21-Oct-91	1.7	180	NR	26	61	18	34	5.4	NR	NR	NR
	20-Apr-95	ND(<0.5)	30	11	ND(<0.5)	1.6	2.2	0.66	2.0	ND(<0.5)	ND(<0.5)	ND(<0.5)
	19-Sep-95	---	---	---	---	---	---	---	---	---	---	---
	15-Dec-95	---	---	---	---	---	---	---	---	---	---	---
	8-Mar-96	---	---	---	---	---	---	---	---	---	---	---
	11-Jun-96	---	---	---	---	---	---	---	---	---	---	---
	13-Sep-96	---	---	---	---	---	---	---	---	---	---	---
	11-Dec-96	---	---	---	---	---	---	---	---	---	---	---
	7-Apr-97	---	---	---	---	---	---	---	---	---	---	---
Apr-97	On-Site Remediation Injection Event											
30-Jun-97	---	---	---	---	---	---	---	---	---	---	---	---

**Table 3: Summary of Groundwater Analytical Data - Halogenated Volatile Organic Compounds**

Electro-Coatings Inc.  
1401 and 1421 Park Avenue, Emeryville, California

Monitoring Well	Date Sampled	PCE (µg/L) (a)	TCE (µg/L) (a)	cis-1,2-DCE (µg/L) (a)	trans-1,2-DCE (µg/L) (a)	1,1-DCE (µg/L) (a)	Vinyl Chloride (µg/L) (a)	1,1,1-TCA (µg/L) (a)	1,1-DCA (µg/L) (a)	1,2-DCA (µg/L) (a)	1,2-Dichlorobenzene (µg/L) (a)	Chlorobenzene (µg/L) (a)	
MW-4	4-Nov-91	31	2,100	NR	269	ND(<5)	10	ND(<5)	ND(<5)	NR	NR	NR	
	28-Jul-94	NA	6,500	NR	NA	NA	NA	NA	NA	NR	NR	NR	
	21-Apr-95	ND(<50)	4,400	430	ND(<50)	ND(<50)	ND(<100)	ND(<50)	ND(<50)	ND(<50)	ND(<50)	ND(<50)	
	19-Sep-95	65	3,500	590	92	ND(<50)	ND(<100)	ND(<50)	ND(<50)	ND(<50)	ND(<50)	ND(<50)	
	15-Dec-95	27	2,900	330	44	ND(<10)	ND(<20)	ND(<10)	ND(<10)	ND(<10)	ND(<10)	ND(<10)	
	8-Mar-96	84	3,100	360	ND(<50)	ND(<50)	ND(<100)	ND(<50)	ND(<50)	ND(<50)	ND(<50)	ND(<50)	
	11-Jun-96	ND(<100)	3,100	280	ND(<100)	ND(<100)	ND(<200)	ND(<100)	ND(<100)	ND(<100)	ND(<100)	ND(<100)	
	13-Sep-96	63	1,800	410	58	ND(<50)	ND(<100)	ND(<50)	ND(<50)	ND(<50)	ND(<50)	ND(<50)	
	11-Dec-96	ND(<50)	1,600	260	ND(<50)	ND(<50)	ND(<100)	ND(<50)	ND(<50)	ND(<50)	ND(<50)	ND(<50)	
	8-Apr-97	ND(<50)	4,000	410	ND(<50)	ND(<50)	ND(<100)	ND(<50)	ND(<50)	ND(<50)	ND(<50)	ND(<50)	
	Apr-97	On-Site Remediation Injection Event											
	30-Jun-97	ND(<50)	4,000	2,800	ND(<50)	ND(<50)	ND(<100)	ND(<50)	ND(<50)	ND(<50)	ND(<50)	ND(<50)	
	1-Oct-97	ND(<25)	ND(<25)	1,300	45	ND(<25)	1,100	ND(<25)	ND(<25)	ND(<25)	ND(<25)	ND(<25)	
	2-Dec-97	ND(<25)	120	320	29	ND(<25)	1,300	ND(<25)	ND(<25)	ND(<25)	ND(<25)	ND(<25)	
	MW-5	4-Nov-91	8.9	410	NR	120	4.2	54	1.3	42	NR	NR	NR
21-Apr-95		10	210	31	13	ND(<5)	ND(<10)	ND(<5)	13	ND(<5)	ND(<5)	ND(<5)	
19-Sep-95		---	---	---	---	---	---	---	---	---	---	---	
15-Dec-95		---	---	---	---	---	---	---	---	---	---	---	
8-Mar-96		---	---	---	---	---	---	---	---	---	---	---	
11-Jun-96		---	---	---	---	---	---	---	---	---	---	---	
13-Sep-96		---	---	---	---	---	---	---	---	---	---	---	
11-Dec-96		---	---	---	---	---	---	---	---	---	---	---	
7-Apr-97		---	---	---	---	---	---	---	---	---	---	---	
Apr-97		On-Site Remediation Injection Event											
30-Jun-97		14	190	32	20	ND(<5.0)	ND(<10)	ND(<5.0)	8.2	ND(<5.0)	ND(<5.0)	ND(<5.0)	
1-Oct-97	ND(<2.5)	36	210	19	ND(<2.5)	13	ND(<2.5)	9.1	2.7	ND(<2.5)	ND(<2.5)		
2-Dec-97	---	---	---	---	---	---	---	---	---	---	---		

**Table 3: Summary of Groundwater Analytical Data - Halogenated Volatile Organic Compounds**

Electro-Coatings Inc.  
1401 and 1421 Park Avenue, Emeryville, California

Monitoring Well	Date Sampled	PCE (µg/L) (a)	TCE (µg/L) (a)	cis-1,2-DCE (µg/L) (a)	trans-1,2-DCE (µg/L) (a)	1,1-DCE (µg/L) (a)	Vinyl Chloride (µg/L) (a)	1,1,1-TCA (µg/L) (a)	1,1-DCA (µg/L) (a)	1,2-DCA (µg/L) (a)	1,2-Dichlorobenzene (µg/L) (a)	Chlorobenzene (µg/L) (a)
MW-6	11-Jun-85	ND (<0.5)	220	NR	54	ND(<5)	ND(<5)	3.9	ND(<5)	NR	NR	NR
	5-Nov-91	5.9	420	NR	78	29	19	6.4	ND (<0.5)	NR	NR	NR
	28-Jul-94	NA	790	NR	NA	NA	NA	NA	NA	NR	NR	NR
	20-Apr-95	ND (<10)	320	55	ND (<10)	34	ND (<20)	ND (<10)	ND (<10)	ND (<10)	ND (<10)	ND (<10)
	19-Sep-95	6.4	210	48	12	46	13	ND (<5)	ND (<5)	ND (<5)	ND (<5)	5.1
	14-Dec-95	ND (<10)	400	53	ND (<10)	74	ND (<20)	ND (<10)	ND (<10)	ND (<10)	ND (<10)	ND (<10)
	8-Mar-96	ND (<50)	290	ND (<50)	ND (<50)	ND (<50)	ND(<100)	ND (<50)	ND (<50)	ND (<50)	ND (<50)	ND (<50)
	11-Jun-96	ND (<50)	300	ND (<50)	ND (<50)	ND (<50)	ND(<100)	ND (<50)	ND (<50)	ND (<50)	ND (<50)	ND (<50)
	13-Sep-96	ND (<50)	480	ND (<50)	ND (<50)	64	ND(<100)	ND (<50)	ND (<50)	ND (<50)	ND (<50)	ND (<50)
	11-Dec-96	ND (<50)	360	ND (<50)	ND (<50)	59	ND(<100)	ND (<50)	ND (<50)	ND (<50)	ND (<50)	ND (<50)
	8-Apr-97	ND(<50)	420	52	ND(<50)	73	ND(<100)	ND(<50)	ND(<50)	ND(<50)	ND(<50)	ND(<50)
	30-Jun-97	8.1	330	47	11	51	12	ND(<5.0)	ND(<5.0)	ND(<5.0)	ND(<5.0)	8.9
	1-Oct-97	6.2	220	49	9.7	37	13	2.6	ND(<2.5)	ND(<2.5)	ND(<2.5)	6.6
	2-Dec-97	6.4	260	44	7.6	43	ND(<10)	ND(<5.0)	ND(<5.0)	ND(<5.0)	ND(<5.0)	6.7
MW-7	19-Apr-95	NL	NL	NL	NL	NL	NL	NL	NL	NL	NL	NL
MW-8	10-Jun-85	18	46	NR	19	ND (<1)	3	ND (<1)	1	NR	NR	NR
	11-Jun-85	35	93	NR	32	1	NA	ND (<0.5)	1	NR	NR	NR
	5-Nov-91	35	38	NR	23	0.8	4.9	ND (<0.5)	1.8	NR	NR	NR
	21-Apr-95	18	40	46	6.7	ND(<1.0)	16	ND(<1.0)	1.2	5.6	ND(<1.0)	ND(<1.0)
	19-Sep-95	---	---	---	---	---	---	---	---	---	---	---
	15-Dec-95	---	---	---	---	---	---	---	---	---	---	---
	8-Mar-96	---	---	---	---	---	---	---	---	---	---	---
	11-Jun-96	---	---	---	---	---	---	---	---	---	---	---
	13-Sep-96	---	---	---	---	---	---	---	---	---	---	---
	11-Dec-96	---	---	---	---	---	---	---	---	---	---	---
	7-Apr-97	---	---	---	---	---	---	---	---	---	---	---
	Apr-97	On-Site Remediation Injection Event										
30-Jun-97	---	---	---	---	---	---	---	---	---	---	---	---

**Table 3: Summary of Groundwater Analytical Data - Halogenated Volatile Organic Compounds**

Electro-Coatings Inc.  
1401 and 1421 Park Avenue, Emeryville, California

Monitoring Well	Date Sampled	PCE (µg/L) (a)	TCE (µg/L) (a)	cis-1,2-DCE (µg/L) (a)	trans-1,2-DCE (µg/L) (a)	1,1-DCE (µg/L) (a)	Vinyl Chloride (µg/L) (a)	1,1,1-TCA (µg/L) (a)	1,1-DCA (µg/L) (a)	1,2-DCA (µg/L) (a)	1,2-Dichlorobenzene (µg/L) (a)	Chlorobenzene (µg/L) (a)	
MW-9	13-Jun-85	26	700	NR	31	ND (<5)	ND (<5)	ND (<5)	ND (<5)	NR	NR	NR	
	30-Oct-91	11	200	NR	13	ND (<0.5)	ND (<1)	ND (<0.5)	1.3	NR	NR	NR	
	21-Apr-95	13	73	6.4	ND (<2)	ND (<2)	ND (<4)	ND (<2)	ND (<2)	ND (<2)	ND (<2)	ND (<2)	
	19-Sep-95	---	---	---	---	---	---	---	---	---	---	---	
	15-Dec-95	---	---	---	---	---	---	---	---	---	---	---	
	8-Mar-96	---	---	---	---	---	---	---	---	---	---	---	
	11-Jun-96	---	---	---	---	---	---	---	---	---	---	---	
	13-Sep-96	75	ND(<50)	ND(<50)	ND(<50)	ND(<50)	ND(<100)	ND(<50)	ND(<50)	ND(<50)	ND(<50)	ND(<50)	ND(<50)
	11-Dec-96	---	---	---	---	---	---	---	---	---	---	---	---
	7-Apr-97	15	95	8.8	2.5	ND(<2.5)	ND(<5.0)	7.1	ND(<2.5)	ND(<2.5)	ND(<2.5)	ND(<2.5)	
	Apr-97	On-Site Remediation Injection Event											
	30-Jun-97	---	---	---	---	---	---	---	---	---	---	---	---
	1-Oct-97	9.6	57	8.8	2.5	ND(<1.2)	ND(<2.5)	4.8	3.9	1.3	ND(<1.2)	ND(<1.2)	
	2-Dec-97	3.2	11	4.5	ND(<0.50)	ND(<0.50)	ND(<1.0)	2.5	5.2	ND(<0.50)	ND(<0.50)	ND(<0.50)	
	MW-10 (b)	12-Jun-85	81	5,100	NR	ND(<50)	ND(<50)	ND(<50)	ND(<50)	ND(<50)	NR	NR	NR
12-Jun-85		ND(<50)	12,000	NR	600	ND(<50)	NA	ND(<50)	ND(<50)	NR	NR	NR	
7-Nov-91		ND(<50)	14,000	NR	640	3,800	ND(<100)	6,500	ND(<50)	NR	NR	NR	
21-Apr-95		ND (<100)	10,000	900	ND (<100)	1,200	ND(<200)	1,000	ND (<100)	ND (<100)	ND (<100)	ND (<100)	
19-Sep-95		---	---	---	---	---	---	---	---	---	---	---	
15-Dec-95		---	---	---	---	---	---	---	---	---	---	---	
8-Mar-96		---	---	---	---	---	---	---	---	---	---	---	
11-Jun-96		---	---	---	---	---	---	---	---	---	---	---	
13-Sep-96		---	---	---	---	---	---	---	---	---	---	---	
11-Dec-96		---	---	---	---	---	---	---	---	---	---	---	
8-Apr-97		ND(<500)	660	11,000	ND(<500)	680	ND(<1000)	ND(<500)	ND(<500)	ND(<500)	ND(<500)	ND(<500)	
Apr-97		On-Site Remediation Injection Event											
30-Jun-97	---	---	---	---	---	---	---	---	---	---	---	---	
1-Oct-97	ND(<120)	ND(<120)	5,900	ND(<120)	260	500	ND(<120)	ND(<120)	ND(<120)	ND(<120)	ND(<120)	ND(<120)	
2-Dec-97	ND(<120)	ND(<120)	6,600	ND(<120)	320	480	ND(<120)	ND(<120)	ND(<120)	ND(<120)	ND(<120)	ND(<120)	

**Table 3: Summary of Groundwater Analytical Data - Halogenated Volatile Organic Compounds**

Electro-Coatings Inc.  
1401 and 1421 Park Avenue, Emeryville, California

Monitoring Well	Date Sampled	PCE (µg/L) (a)	TCE (µg/L) (a)	cis-1,2-DCE (µg/L) (a)	trans-1,2-DCE (µg/L) (a)	1,1-DCE (µg/L) (a)	Vinyl Chloride (µg/L) (a)	1,1,1-TCA (µg/L) (a)	1,1-DCA (µg/L) (a)	1,2-DCA (µg/L) (a)	1,2-Dichlorobenzene (µg/L) (a)	Chlorobenzene (µg/L) (a)	
MW-11 (b)	12-Jun-85	5.3	19	NR	3.4	ND (<0.5)	ND (<0.5)	1.3	ND (<0.5)	NR	NR	NR	
	15-Nov-91	1.5	10	NR	3.1	ND (<0.5)	ND (<1)	ND (<0.5)	ND (<0.5)	NR	NR	NR	
	20-Apr-95	7.4	67	6.2	ND (<5)	ND (<5)	ND (<10)	ND (<5)	ND (<5)	ND (<5)	ND (<5)	ND (<5)	
	19-Sep-95	---	---	---	---	---	---	---	---	---	---	---	
	15-Dec-95	---	---	---	---	---	---	---	---	---	---	---	
	8-Mar-96	---	---	---	---	---	---	---	---	---	---	---	
	11-Jun-96	---	---	---	---	---	---	---	---	---	---	---	
	13-Sep-96	0.73	6.0	3.6	ND (<0.50)	ND (<0.50)	ND (<1.0)	ND(<0.50)	0.6	1.0	ND (<0.50)	ND (<0.50)	
	11-Dec-96	---	---	---	---	---	---	---	---	---	---	---	
	7-Apr-97	ND(<0.50)	1.1	9.7	4.1	ND(<0.50)	4.6	ND(<0.50)	0.73	ND(<0.50)	ND(<0.50)	ND(<0.50)	
	Apr-97	On-Site Remediation Injection Event											
	30-Jun-97	---	---	---	---	---	---	---	---	---	---	---	---
	1-Oct-97	ND(<0.50)	8.4	25	8.3	ND(<0.50)	9.5	0.51	2.6	1.6	ND(<0.50)	ND(<0.50)	
	2-Dec-97	ND(<0.50)	ND(<0.50)	ND(<0.50)	ND(<0.50)	ND(<0.50)	ND(<1.0)	ND(<0.50)	ND(<0.50)	ND(<0.50)	ND(<0.50)	ND(<0.50)	
MW-12 (b)	11-Nov-91	10	130	NR	9	3.3	ND (<2)	4.6	1.3	NR	NR	NR	
	20-Apr-95	9.4	52	5.0	ND (<2.5)	9.0	ND (<5)	3.9	ND (<2.5)	ND (<2.5)	ND (<2.5)	ND (<2.5)	
	19-Sep-95	14	67	9.1	3.8	15	ND (<2.5)	7.2	1.6	2.9	ND (<1.3)	ND (<1.3)	
	15-Dec-95	ND(<10)	79	ND(<10)	ND(<10)	ND(<10)	ND(<20)	ND(<10)	ND(<10)	ND(<10)	ND(<10)	ND(<10)	
	8-Mar-96	850	ND(<50)	ND(<50)	ND(<50)	ND(<50)	ND(<100)	ND(<50)	ND(<50)	ND(<50)	ND(<50)	ND(<50)	
	11-Jun-96	ND(<1.0)	2.7	39	1.4	3.9	13	2.6	1.6	1.4	ND(<1.0)	ND(<1.0)	
	13-Sep-96	2.3	23	15	1.5	12	ND(<1.0)	5.9	2.9	1.9	ND(<0.50)	ND(<0.50)	
	11-Dec-96	5.0	55	11	0.83	6.2	ND(<1.0)	4.9	1.4	1.5	ND(<0.50)	ND(<0.50)	
	7-Apr-97	6.2	65	17	ND(<5.0)	15	ND(<10)	ND(<5.0)	5.6	ND(<5.0)	ND(<5.0)	ND(<5.0)	
	Apr-97	On-Site Remediation Injection Event											
	30-Jun-97	8.5	47	7.6	1.5	4.6	ND(<2.0)	1.9	1.5	1.6	ND(<1.0)	ND(<1.0)	
	1-Oct-97	8.1	20	6.7	1.8	ND(<0.50)	1.1	0.52	2.0	1.7	ND(<0.50)	ND(<0.50)	
	2-Dec-97	2.9	5.6	0.97	ND(<0.50)	ND(<0.50)	ND(<1.0)	ND(<0.50)	0.57	ND(<0.50)	ND(<0.50)	ND(<0.50)	

**Table 3: Summary of Groundwater Analytical Data - Halogenated Volatile Organic Compounds**

Electro-Coatings Inc.  
1401 and 1421 Park Avenue, Emeryville, California

Monitoring Well	Date Sampled	PCE (µg/L) (a)	TCE (µg/L) (a)	cis-1,2-DCE (µg/L) (a)	trans-1,2-DCE (µg/L) (a)	1,1-DCE (µg/L) (a)	Vinyl Chloride (µg/L) (a)	1,1,1-TCA (µg/L) (a)	1,1-DCA (µg/L) (a)	1,2-DCA (µg/L) (a)	1,2-Dichlorobenzene (µg/L) (a)	Chlorobenzene (µg/L) (a)	
MW-13	8-Nov-91	8.9	630	NR	89	6.8	20	ND (<5)	15	NR	NR	NR	
	28-Jul-94	NA	770	NR	NA	NA	NA	NA	NA	NR	NR	NR	
	20-Apr-95	8.9	360	70	16	ND (<5)	20	ND (<5)	14	ND (<5)	ND (<5)	ND (<5)	
	19-Sep-95	12.0	240	72	25	ND (<5)	42	ND (<5)	18	ND (<5)	ND (<5)	ND (<5)	
	15-Dec-95	ND(<10)	380	68	17	ND(<10)	ND(<20)	ND(<10)	ND(<10)	ND(<10)	ND(<10)	ND(<10)	
	8-Mar-96	ND(<50)	270	68	ND(<50)	ND(<50)	ND(<100)	ND(<50)	ND(<50)	ND(<50)	ND(<50)	ND(<50)	
	11-Jun-96	ND(<50)	250	ND(<50)	ND(<50)	ND(<50)	ND(<100)	ND(<50)	ND(<50)	ND(<50)	ND(<50)	ND(<50)	
	13-Sep-96	ND(<50)	430	84	ND(<50)	ND(<50)	ND(<100)	ND(<50)	ND(<50)	ND(<50)	ND(<50)	ND(<50)	
	11-Dec-96	ND(<50)	250	56	ND(<50)	ND(<50)	ND(<100)	ND(<50)	ND(<50)	ND(<50)	ND(<50)	ND(<50)	
	7-Apr-97	ND(<50)	280	62	ND(<50)	ND(<50)	ND(<100)	ND(<50)	ND(<50)	ND(<50)	ND(<50)	ND(<50)	
	Apr-97	On-Site Remediation Injection Event											
	30-Jun-97	12	300	61	25	ND(<5.0)	30	ND(<5.0)	15	ND(<5.0)	ND(<5.0)	ND(<5.0)	ND(<5.0)
	1-Oct-97	15	250	100	24	ND(<5.0)	25	ND(<5.0)	13	ND(<5.0)	ND(<5.0)	ND(<5.0)	ND(<5.0)
	2-Dec-97	5.5	140	150	22	ND(<2.5)	35	ND(<2.5)	11	2.9	ND(<2.5)	ND(<2.5)	ND(<2.5)
	MW-14	21-Mar-85	26	580	NR	ND (<0.5)	ND (<0.5)	ND (<0.5)	ND (<0.5)	ND (<0.5)	NR	NR	NR
11-Nov-91		13	4,300	NR	150	13	30	17	19	NR	NR	NR	
21-Apr-95		ND (<10)	8,100	36	ND (<10)	ND (<10)	ND (<20)	ND (<10)	ND (<10)	ND (<10)	ND (<10)	ND (<10)	
19-Sep-95		---	---	---	---	---	---	---	---	---	---	---	
15-Dec-95		---	---	---	---	---	---	---	---	---	---	---	
8-Mar-96		---	---	---	---	---	---	---	---	---	---	---	
11-Jun-96		---	---	---	---	---	---	---	---	---	---	---	
13-Sep-96		ND (<1000)	4,700	ND (<1000)	ND (<1000)	ND (<1000)	ND (<2000)	ND (<1000)	ND (<1000)	ND (<1000)	ND (<1000)	ND (<1000)	ND (<1000)
11-Dec-96		---	---	---	---	---	---	---	---	---	---	---	---
8-Apr-97		ND(<500)	17,000	ND(<500)	ND(<500)	ND(<500)	ND(<1000)	ND(<500)	ND(<500)	ND(<500)	ND(<500)	ND(<500)	
Apr-97		On-Site Remediation Injection Event											
30-Jun-97	---	---	---	---	---	---	---	---	---	---	---	---	
1-Oct-97	ND(<25)	2,200	2,100	ND(<25)	ND(<25)	ND(<50)	ND(<25)	ND(<25)	ND(<25)	ND(<25)	ND(<25)	ND(<25)	
2-Dec-97	ND(<25)	680	1,200	ND(<25)	ND(<25)	110	ND(<25)	ND(<25)	ND(<25)	ND(<25)	ND(<25)	ND(<25)	



**Table 3: Summary of Groundwater Analytical Data - Halogenated Volatile Organic Compounds**

Electro-Coatings Inc.  
1401 and 1421 Park Avenue, Emeryville, California

Monitoring Well	Date Sampled	PCE (µg/L) (a)	TCE (µg/L) (a)	cis-1,2-DCE (µg/L) (a)	trans-1,2-DCE (µg/L) (a)	1,1-DCE (µg/L) (a)	Vinyl Chloride (µg/L) (a)	1,1,1-TCA (µg/L) (a)	1,1-DCA (µg/L) (a)	1,2-DCA (µg/L) (a)	1,2-Dichlorobenzene (µg/L) (a)	Chlorobenzene (µg/L) (a)
MW-15	13-Jun-85	ND(<50)	1,200	NR	410	ND(<50)	ND(<50)	ND(<50)	ND(<50)	NR	NR	NR
	21-Nov-91	ND(<5)	650	NR	220	ND (<5)	ND (<10)	ND (<5)	ND (<5)	NR	NR	NR
	21-Apr-95	ND (<10)	300	88	130	ND (<10)	ND (<20)	ND (<10)	ND (<10)	ND (<10)	ND (<10)	ND (<10)
	19-Sep-95	---	---	---	---	---	---	---	---	---	---	---
	15-Dec-95	---	---	---	---	---	---	---	---	---	---	---
	8-Mar-96	---	---	---	---	---	---	---	---	---	---	---
	11-Jun-96	---	---	---	---	---	---	---	---	---	---	---
	13-Sep-96	---	---	---	---	---	---	---	---	---	---	---
	11-Dec-96	---	---	---	---	---	---	---	---	---	---	---
	7-Apr-97	---	---	---	---	---	---	---	---	---	---	---
	Apr-97	On-Site Remediation Injection Event										
30-Jun-97	---	---	---	---	---	---	---	---	---	---	---	---
MW-16 (b)	21-Mar-85	42	360	NR	ND (<0.5)	ND (<0.5)	ND (<0.5)	ND (<0.5)	ND (<0.5)	NR	NR	NR
	19-Nov-91	ND(<5)	19,000	NR	2299	1,200	420	1,300	ND (<5)	NR	NR	NR
	28-Jul-94	NA	22,000	NR	NA	NA	NA	NA	NA	NR	NR	NR
	20-Apr-95	13	10,000	2,400	67	390	300	180	28	ND (<10)	ND (<10)	12
	19-Sep-95	ND (<125)	7,800	2,500	190	590	730	190	ND (<125)	ND (<125)	ND (<125)	ND (<125)
	14-Dec-95	ND (<0.50)	11,000	2,300	100	620	460	140	26	ND (<0.50)	ND (<0.50)	ND (<0.50)
	8-Mar-96	ND (<200)	9,900	2,400	ND (<200)	460	ND (<400)	ND (<200)	ND (<200)	ND (<200)	ND (<200)	ND (<200)
	11-Jun-96	ND (<200)	9,700	2,100	ND (<200)	ND (<200)	440	ND (<200)	ND (<200)	ND (<200)	ND (<200)	ND (<200)
	13-Sep-96	ND (<1000)	11,000	2,200	ND (<1000)	ND (<1000)	ND (<2000)	ND (<1000)	ND (<1000)	ND (<1000)	ND (<1000)	ND (<1000)
	11-Dec-96	ND (<1000)	11,000	2,900	ND (<1000)	ND (<1000)	ND (<2000)	ND (<1000)	ND (<1000)	ND (<1000)	ND (<1000)	ND (<1000)
	8-Apr-97	ND(<1000)	15,000	2,900	ND(<1000)	ND(<1000)	ND(<2000)	ND(<1000)	ND(<1000)	ND(<1000)	ND(<1000)	ND(<1000)
30-Jun-97	ND(<500)	24,000	4,100	ND(<500)	780	ND(<1000)	ND(<500)	ND(<500)	ND(<500)	ND(<500)	ND(<500)	
1-Oct-97	ND(<120)	11,000	2,200	ND(<120)	350	410	ND(<120)	ND(<120)	ND(<120)	ND(<120)	ND(<120)	
2-Dec-97	ND(<100)	5,300	1,100	ND(<100)	160	ND(<200)	ND(<100)	ND(<100)	ND(<100)	ND(<100)	ND(<100)	

**Table 3: Summary of Groundwater Analytical Data - Halogenated Volatile Organic Compounds**

Electro-Coatings Inc.  
1401 and 1421 Park Avenue, Emeryville, California

Monitoring Well	Date Sampled	PCE (µg/L) (a)	TCE (µg/L) (a)	cis-1,2-DCE (µg/L) (a)	trans-1,2-DCE (µg/L) (a)	1,1-DCE (µg/L) (a)	Vinyl Chloride (µg/L) (a)	1,1,1-TCA (µg/L) (a)	1,1-DCA (µg/L) (a)	1,2-DCA (µg/L) (a)	1,2-Dichlorobenzene (µg/L) (a)	Chlorobenzene (µg/L) (a)
MW-17	13-Jun-85	18	200	NR	23	46	ND (<5)	22	ND (<5)	NR	NR	NR
	19-Nov-91	8.9	460	NR	54	54	420	30	7.8	NR	NR	NR
	28-Jul-95	NA	780	NR	NA	NA	NA	NA	NA	NR	NR	NR
	20-Apr-95	ND (<10)	410	42	11	37	ND (<20)	ND (<10)	ND (<10)	ND (<10)	17	31
	19-Sep-95	9.8	260	50	23	42	ND (<10)	11	ND (<5)	ND (<5)	28	52
	14-Dec-95	13	360	24	ND (<10)	38	ND (<20)	ND (<10)	ND (<10)	ND (<10)	15	27
	8-Mar-96	ND (<0.50)	310	ND (<0.50)	ND (<0.50)	ND (<0.50)	ND (<100)	ND (<0.50)	ND (<0.50)	ND (<0.50)	ND (<0.50)	ND (<0.50)
	11-Jun-96	ND (<0.50)	270	ND (<0.50)	ND (<0.50)	ND (<0.50)	ND (<100)	ND (<0.50)	ND (<0.50)	ND (<0.50)	ND (<0.50)	ND (<0.50)
	13-Sep-96	ND (<200)	1,900	ND (<200)	ND (<200)	410	ND (<400)	ND (<200)	ND (<200)	ND (<200)	ND (<200)	ND (<200)
	11-Dec-96	ND (<200)	450	ND (<200)	ND (<200)	ND (<200)	ND (<400)	ND (<200)	ND (<200)	ND (<200)	ND (<200)	ND (<200)
	8-Apr-97	ND (<200)	350	ND (<200)	ND (<200)	ND (<200)	ND (<400)	ND (<200)	ND (<200)	ND (<200)	ND (<200)	ND (<200)
	30-Jun-97	6.3	260	27	11	20	ND (<10)	ND (<5.0)	ND (<5.0)	ND (<5.0)	16	28
	1-Oct-97	11	250	29	11	15	ND (<1.0)	ND (<0.50)	ND (<0.50)	ND (<0.50)	14	23
	2-Dec-97	4.1	140	17	4.9	12	ND (<5.0)	ND (<2.5)	ND (<2.5)	ND (<2.5)	9.5	14
MW-18	12-Jun-85	32	430	NR	140	ND (<0.5)	ND (<0.5)	52	ND (<0.5)	NR	NR	NR
	12-Jun-85	ND (<50)	340	NR	ND (<50)	ND (<50)	NA	66	ND (<50)	NR	NR	NR
	19-Nov-91	11	560	NR	160	ND (<5)	30	23	ND (<5)	NR	NR	NR
	22-Apr-95	ND (<10)	330	35	13	ND (<10)	ND (<20)	16	ND (<10)	ND (<10)	ND (<10)	ND (<10)
	19-Sep-95	14	200	34	20	ND (<5)	ND (<10)	16	ND (<5)	ND (<5)	ND (<5)	ND (<5)
	14-Dec-95	ND (<10)	280	18	ND (<10)	ND (<10)	ND (<20)	ND (<10)	ND (<10)	ND (<10)	ND (<10)	ND (<10)
	8-Mar-96	ND (<50)	200	ND (<50)	ND (<50)	ND (<50)	ND (<100)	ND (<50)	ND (<50)	ND (<50)	ND (<50)	ND (<50)
	11-Jun-96	ND (<50)	200	ND (<50)	ND (<50)	ND (<50)	ND (<100)	ND (<50)	ND (<50)	ND (<50)	ND (<50)	ND (<50)
	13-Sep-96	---	---	---	---	---	---	---	---	---	---	---
	11-Dec-96	---	---	---	---	---	---	---	---	---	---	---
	30-Jun-97	9.0	210	21	12	ND (<5.0)	ND (<10)	8.6	ND (<5.0)	ND (<5.0)	ND (<5.0)	ND (<5.0)
	1-Oct-97	11	200	25	13	ND (<2.5)	ND (<5.0)	9.3	ND (<2.5)	ND (<2.5)	ND (<2.5)	ND (<2.5)
2-Dec-97	---	---	---	---	---	---	---	---	---	---	---	

**Table 3: Summary of Groundwater Analytical Data - Halogenated Volatile Organic Compounds**

Electro-Coatings Inc.  
1401 and 1421 Park Avenue, Emeryville, California

Monitoring Well	Date Sampled	PCE (µg/L) (a)	TCE (µg/L) (a)	cis-1,2-DCE (µg/L) (a)	trans-1,2-DCE (µg/L) (a)	1,1-DCE (µg/L) (a)	Vinyl Chloride (µg/L) (a)	1,1,1-TCA (µg/L) (a)	1,1-DCA (µg/L) (a)	1,2-DCA (µg/L) (a)	1,2-Dichlorobenzene (µg/L) (a)	Chlorobenzene (µg/L) (a)
MW-18A	13-Jun-85	ND (<0.5)	10	NR	ND (<0.5)	ND (<0.5)	ND (<0.5)	ND (<0.5)	ND (<0.5)	NR	NR	NR
	19-Nov-91	ND (<0.5)	ND (<0.5)	NR	ND (<0.5)	ND (<0.5)	ND (<1)	ND (<0.5)	ND (<0.5)	NR	NR	NR
	20-Apr-95	ND (<0.5)	ND (<0.5)	ND (<0.5)	ND (<0.5)	ND (<0.5)	ND (<1.0)	ND (<0.5)	ND (<0.5)	ND (<0.5)	ND (<0.5)	ND (<0.5)
	19-Sep-95	ND (<0.5)	ND (<0.5)	ND (<0.5)	ND (<0.5)	ND (<0.5)	ND (<1.0)	ND (<0.5)	ND (<0.5)	ND (<0.5)	ND (<0.5)	ND (<0.5)
	15-Dec-95	ND (<0.50)	ND (<0.50)	ND (<0.50)	ND (<0.50)	ND (<0.50)	ND (<1.0)	ND (<0.50)	ND (<0.50)	ND (<0.50)	ND (<0.50)	ND (<0.50)
	8-Mar-96	ND (<0.50)	ND (<0.50)	ND (<0.50)	ND (<0.50)	ND (<0.50)	ND (<1.0)	ND (<0.50)	ND (<0.50)	ND (<0.50)	ND (<0.50)	ND (<0.50)
	11-Jun-96	ND (<0.50)	ND (<0.50)	ND (<0.50)	ND (<0.50)	ND (<0.50)	ND (<1.0)	ND (<0.50)	ND (<0.50)	ND (<0.50)	ND (<0.50)	ND (<0.50)
	13-Sep-96	---	---	---	---	---	---	---	---	---	---	---
	11-Dec-96	---	---	---	---	---	---	---	---	---	---	---
	7-Apr-97	---	---	---	---	---	---	---	---	---	---	---
(c)	30-Jun-97	ND (<0.50)	4.5	0.54	ND (<0.50)	ND (<0.50)	ND (<1.0)	ND (<0.50)	ND (<0.50)	ND (<0.50)	ND (<0.50)	ND (<0.50)
	1-Oct-97	ND (<0.50)	3.0	ND (<0.50)	ND (<0.50)	ND (<0.50)	ND (<1.0)	ND (<0.50)	ND (<0.50)	ND (<0.50)	ND (<0.50)	ND (<0.50)
	2-Dec-97	---	---	---	---	---	---	---	---	---	---	---
MW-19	21-Mar-85	23	91	NR	ND (<0.5)	ND (<0.5)	ND (<0.5)	ND (<0.5)	ND (<0.5)	NR	NR	NR
	19-Apr-95	NL	NL	NL	NL	NL	NL	NL	NL	NL	NL	NL
MW-20	15-Nov-91	ND (<0.5)	ND (<0.5)	NR	ND (<0.5)	ND (<0.5)	ND (<1)	ND (<0.5)	ND (<0.5)	NR	NR	NR
	21-Apr-95	ND (<0.5)	3.5	ND (<0.5)	ND (<0.5)	ND (<0.5)	ND (<1.0)	ND (<0.5)	ND (<0.5)	ND (<0.5)	ND (<0.5)	ND (<0.5)
	19-Sep-95	ND (<0.5)	ND (<0.5)	ND (<0.5)	ND (<0.5)	ND (<0.5)	ND (<1.0)	ND (<0.5)	ND (<0.5)	ND (<0.5)	ND (<0.5)	ND (<0.5)
	15-Dec-95	ND (<0.50)	ND (<0.50)	ND (<0.50)	ND (<0.50)	ND (<0.50)	ND (<1.0)	ND (<0.50)	ND (<0.50)	ND (<0.50)	ND (<0.50)	ND (<0.50)
	8-Mar-96	---	---	---	---	---	---	---	---	---	---	---
	11-Jun-96	ND (<0.50)	ND (<0.50)	ND (<0.50)	ND (<0.50)	ND (<0.50)	ND (<1.0)	ND (<0.50)	ND (<0.50)	ND (<0.50)	ND (<0.50)	ND (<0.50)
	13-Sep-96	ND (<0.50)	ND (<0.50)	ND (<0.50)	ND (<0.50)	ND (<0.50)	ND (<1.0)	ND (<0.50)	ND (<0.50)	ND (<0.50)	ND (<0.50)	ND (<0.50)
	11-Dec-96	---	---	---	---	---	---	---	---	---	---	---
	7-Apr-97	ND (<0.50)	ND (<0.50)	ND (<0.50)	ND (<0.50)	ND (<0.50)	ND (<1.0)	ND (<0.50)	ND (<0.50)	ND (<0.50)	ND (<0.50)	ND (<0.50)
	Apr-97	On-Site Remediation Injection Event										
30-Jun-97	---	---	---	---	---	---	---	---	---	---	---	---
1-Oct-97	ND (<0.50)	ND (<0.50)	ND (<0.50)	ND (<0.50)	ND (<0.50)	ND (<0.50)	ND (<1.0)	ND (<0.50)	ND (<0.50)	ND (<0.50)	ND (<0.50)	ND (<0.50)
2-Dec-97	---	---	---	---	---	---	---	---	---	---	---	---
MW-21	13-Jun-85	ND (<50)	2,200	NR	800	ND (<50)	ND (<50)	110	ND (<50)	NR	NR	NR
	19-Apr-95	NL	NL	NL	NL	NL	NL	NL	NL	NL	NL	NL
TB-LB	2-Dec-97	ND (<0.50)	ND (<0.50)	ND (<0.50)	ND (<0.50)	ND (<0.50)	ND (<1.0)	ND (<0.50)	ND (<0.50)	ND (<0.50)	ND (<0.50)	ND (<0.50)

Notes appear on the following page.

**Table 3: Summary of Groundwater Analytical Data - Halogenated Volatile Organic Compounds**

Electro-Coatings Inc.  
1401 and 1421 Park Avenue, Emeryville, California

Monitoring Well	Date Sampled	PCE (µg/L) (a)	TCE (µg/L) (a)	cis-1,2-DCE (µg/L) (a)	trans-1,2-DCE (µg/L) (a)	1,1-DCE (µg/L) (a)	Vinyl Chloride (µg/L) (a)	1,1,1-TCA (µg/L) (a)	1,1-DCA (µg/L) (a)	1,2-DCA (µg/L) (a)	1,2-Dichlorobenzene (µg/L) (a)	Chlorobenzene (µg/L) (a)
	(a)	Analyzed by USEPA Method 8010.										
	(b)	Denotes well that was part of the pilot study performed from August 1995 through February 1996.										
	(c)	Laboratory reports 1.5 µg/L chloroform in Well MW-18A.										
	PCE	Tetrachloroethylene										
	TCE	Trichloroethylene										
	cis-1,2-DCE	cis-1,2-Dichloroethylene										
	trans-1,2-DCE	trans-1,2-Dichloroethylene										
	1,1-DCE	1,1-Dichloroethylene										
	1,1,1-TCA	1,1,1-Trichloroethane										
	1,1-DCA	1,1-Dichloroethane										
	1,2-DCA	1,2-Dichloroethane										
	ND()	Not detected; laboratory method detection limit in parentheses										
	TB-LB	Trip blank-laboratory blank										
	µg/L	Micrograms per liter										
	NR	Not reported										
	NA	Not analyzed										
	NL	Monitoring well has not been located.										
	---	Not sampled										

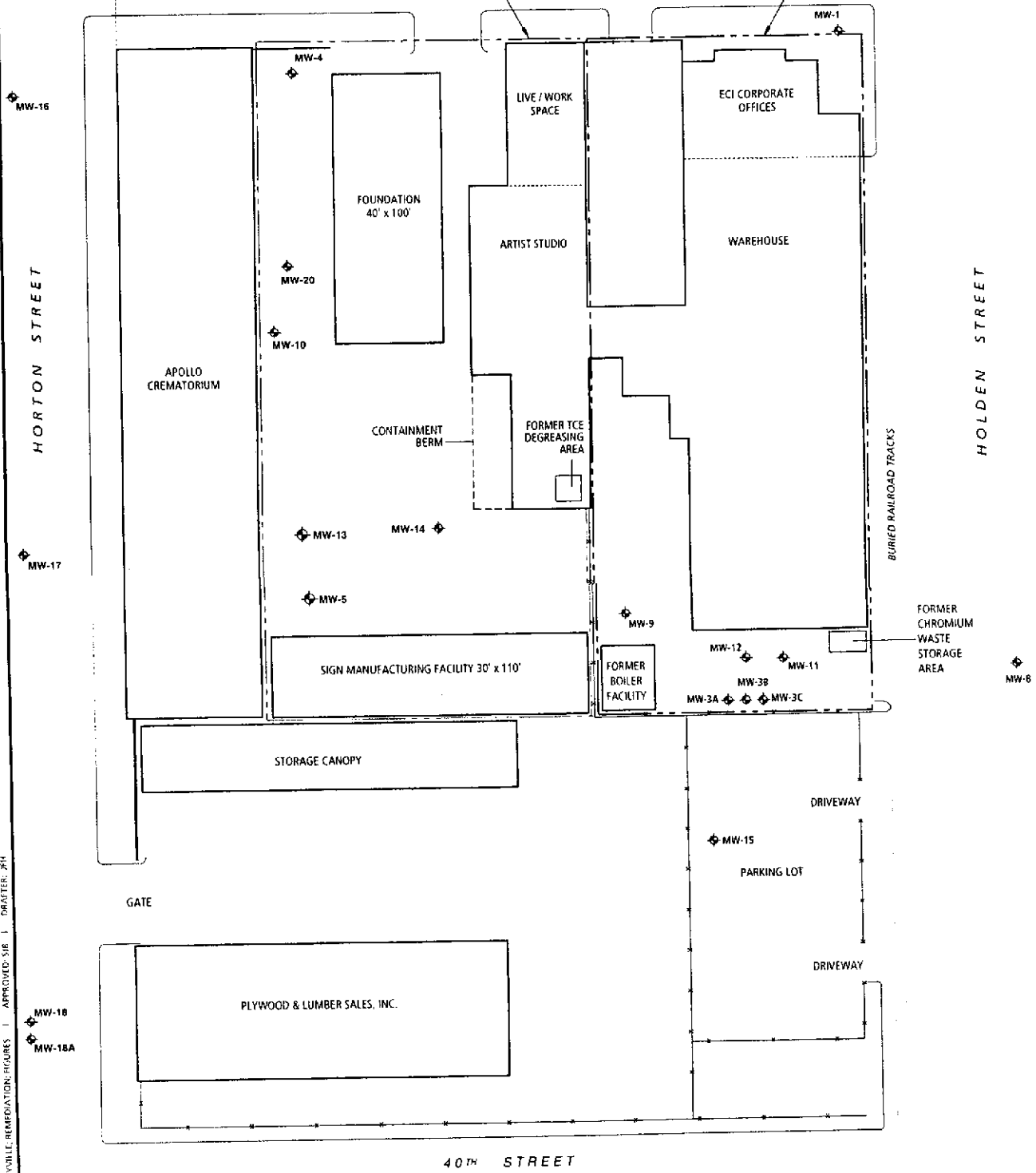
Data from August 1977 through July 1994 taken from groundwater monitoring reports by American Environmental Management Corporation (January 27, 1992, and October 28, 1994).  
Beginning April 20, 1995, laboratory analyses performed by Sequoia Analytical (Walnut Creek and Redwood City, California).

NOTE:  
MW-6 is  
located  
315' west  
southwest  
on Park  
Avenue

1421 ASSOCIATES  
PROPERTY  
1421 PARK AVENUE

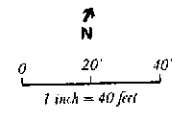
PARK AVENUE

ELECTRO-COATINGS  
PROPERTY  
1401 PARK AVENUE



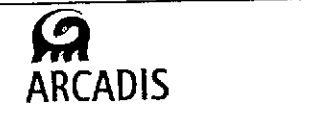
EXPLANATION

- MW-12 Monitoring Well
- Property Boundaries
  - 1421 Park Avenue
  - 1401 Park Avenue
- Buried Railroad Tracks
- Fence Line



REFERENCE: ARCADIS GERAGHTY & MILLER FIELD MEASUREMENTS.

BASE REVISION
FEBRUARY 9, 1998
RC000304.0003



**SITE PLAN**  
Electro-Coatings, Inc.  
1401 and 1421 Park Avenue  
Emeryville, California

**FIGURE**  
**1**

DRAWING DATE: 07/98 I PATH: ELECTRO-COATINGS, INC. EMERYVILLE, CALIFORNIA I REMEDIATION FIGURES I APPROVED: SIB I DRAFTER: JPH

MW-6 (6.10')

NOTE:  
MW-6 is  
located  
315' west-  
southwest  
on Park  
Avenue

1421 ASSOCIATES  
PROPERTY  
1421 PARK AVENUE

PARK AVENUE

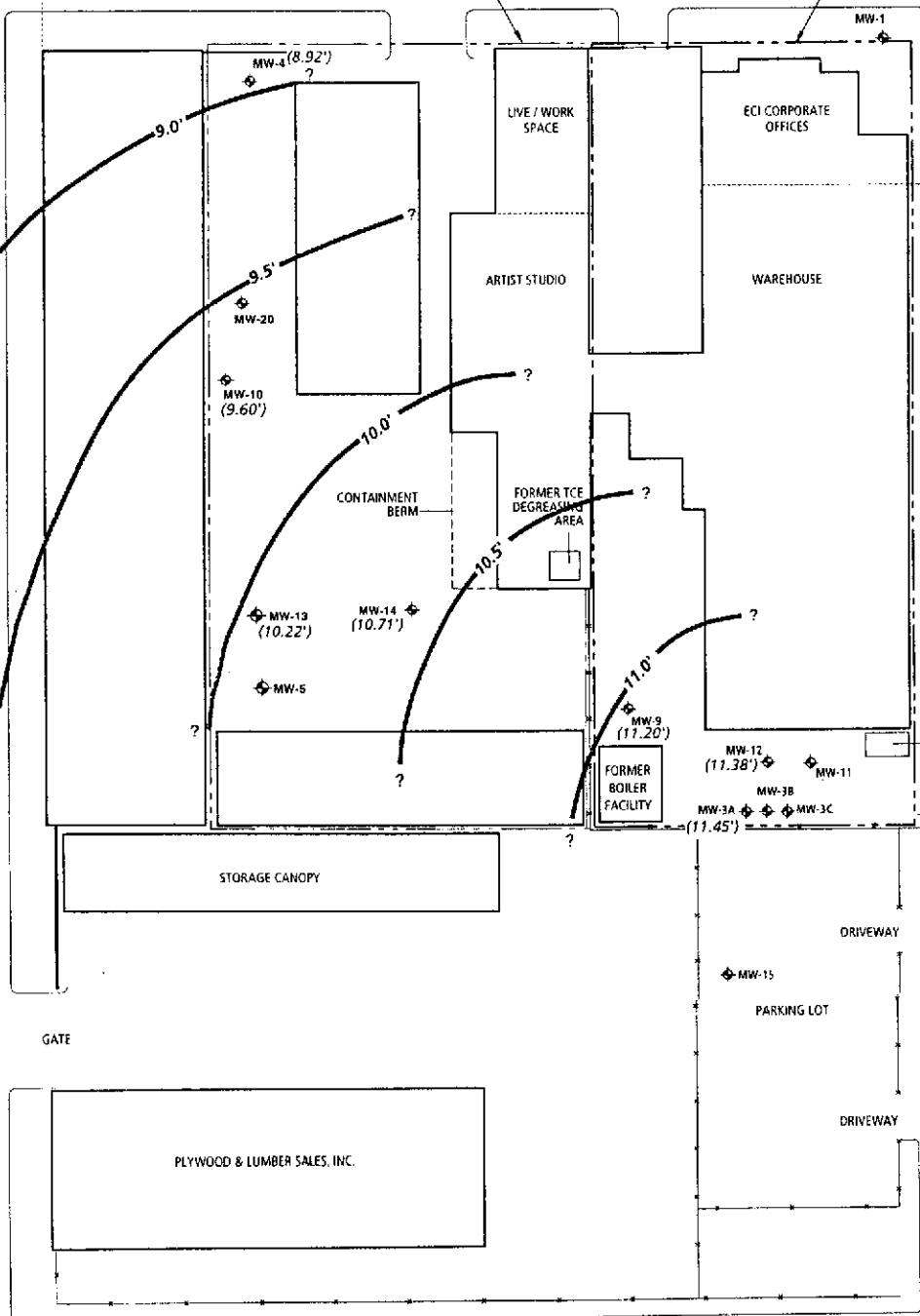
ELECTRO-COATINGS  
PROPERTY  
1401 PARK AVENUE

HORTON STREET

HOLDEN STREET

BURIED RAILROAD TRACKS

Approximate Direction  
of Groundwater Flow



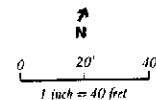
40<sup>TH</sup> STREET

EXPLANATION

- MW-12 Monitoring Well
- Property Boundaries 1421 Park Avenue  
1401 Park Avenue
- Buried Railroad Tracks
- Fence Line

Groundwater Elevations  
(measured December 1,  
1997, in feet above  
mean sea level)

Approximate location of  
groundwater contours on  
0.5' intervals, queried where  
unknown (measured in feet  
above mean sea level)



REFERENCE: ARCADIS GERAGHTY & MILLER FIELD MEASUREMENTS.



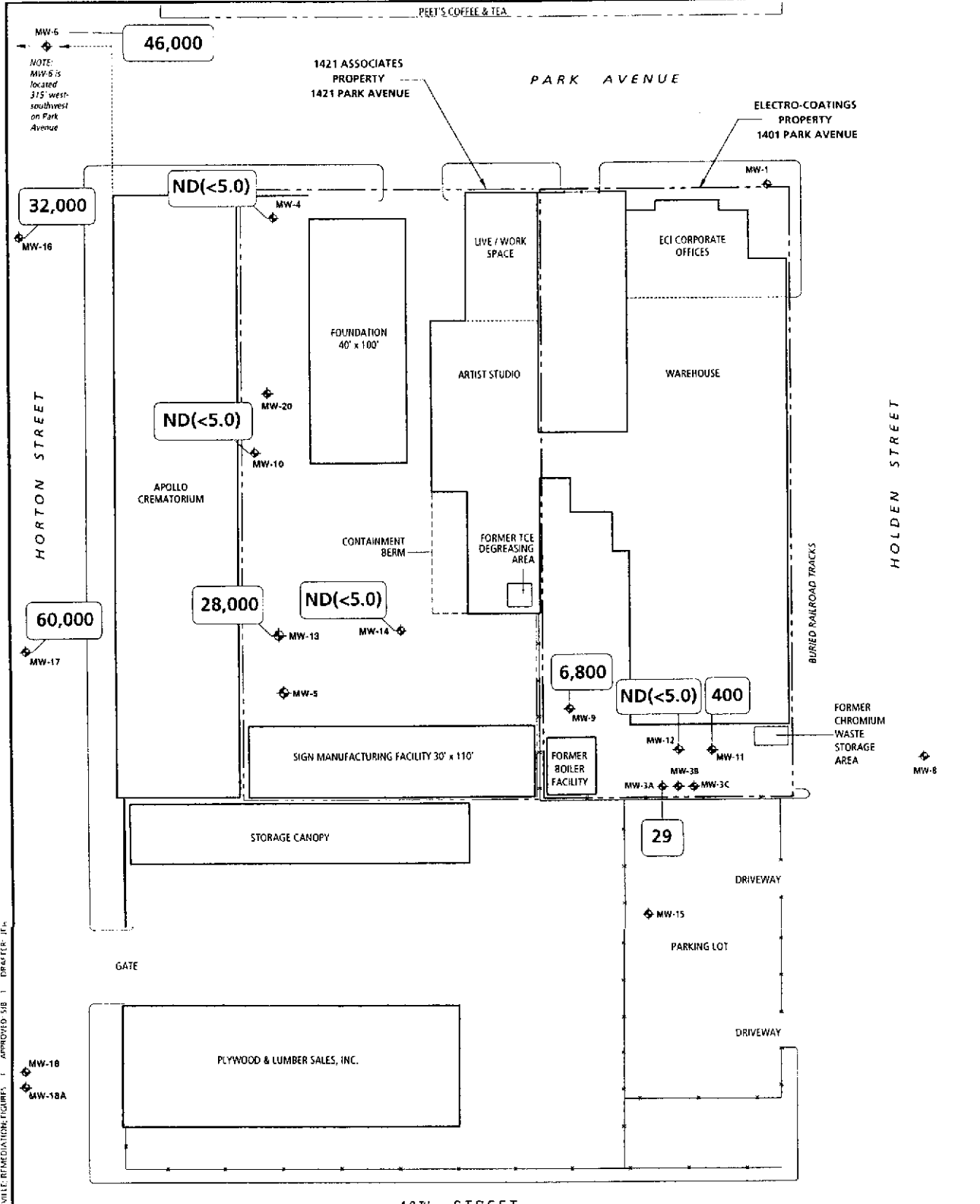
GROUNDWATER ELEVATION CONTOURS (December 1, 1997)

Electro-Coatings, Inc.  
1401 and 1421 Park Avenue  
Emeryville, California

BASE REVISION  
FEBRUARY 9, 1998  
RC000304.0003

FIGURE  
2

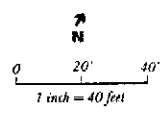
DRAWING DATE: 02/98 | PLOT: ELECTRO-COATINGS, INC.; PREPARED BY: J. BRADY; APPROVED: S.B. | ORATER: J.H.



**EXPLANATION**

- MW-12 Monitoring Well
- Property Boundaries
- Buried Railroad Tracks
- Fence Line

- 400 — Hexavalent chromium measured in µg/L December 1997
- ND — Not Detected. Below Laboratory Detection Limits.



REFERENCE: ARCADIS GERAGHTY & MILLER FIELD MEASUREMENTS.



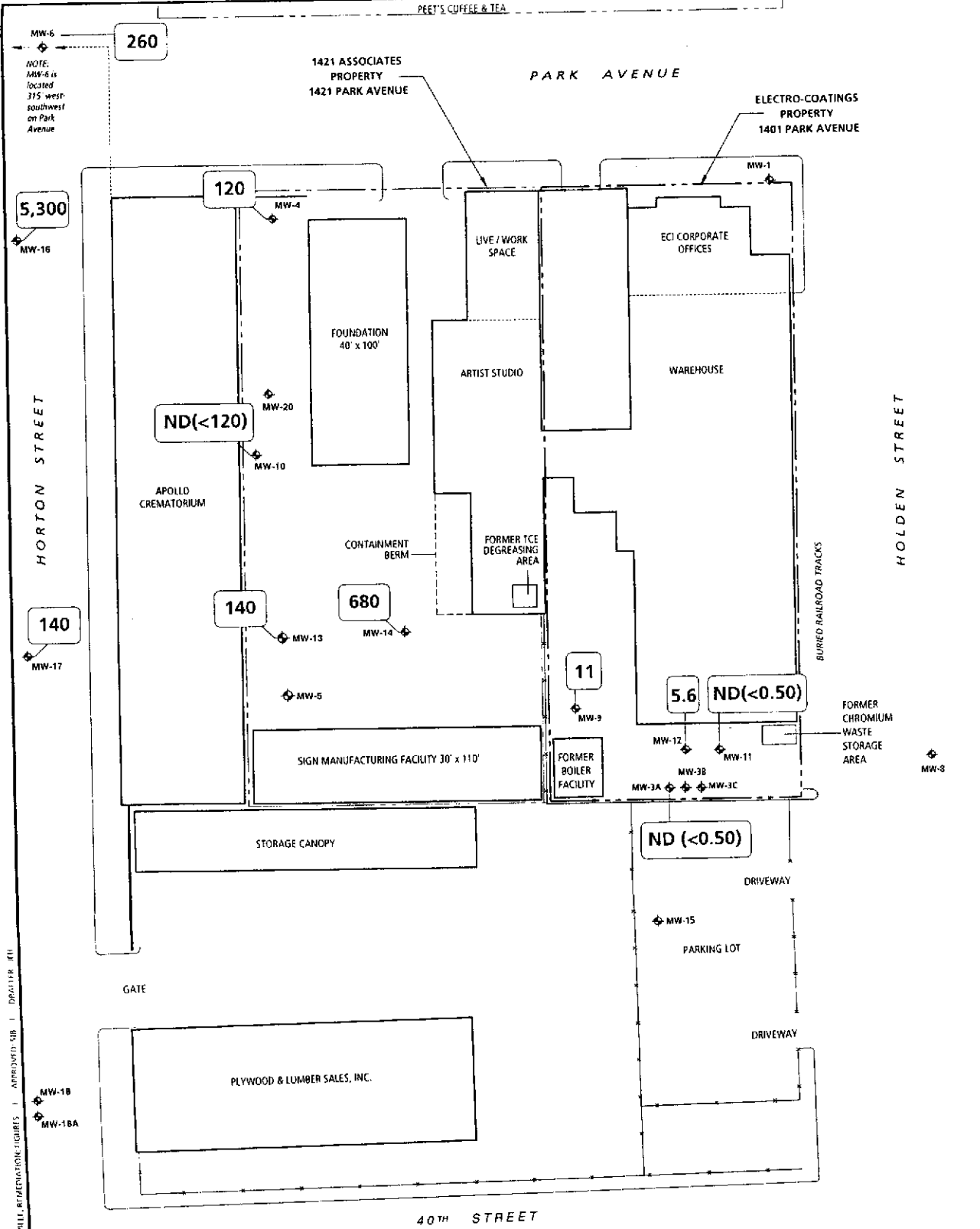
**HEXAVALENT CHROMIUM CONCENTRATIONS IN GROUNDWATER (December 1997)**

Electro-Coatings, Inc.  
1401 and 1421 Park Avenue  
Emeryville, California

BASE REVISION
FEBRUARY 9, 1998
RC006304.0003

FIGURE  
**3**

DRAWING DATE: 2/25/98 1 PATH: ELECTRO-COATINGS, INC. EMERYVILLE; REMEDIATION; FIGURE 3 APPROVED: SIB 1 DRAFTER: JFL

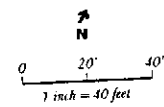


DRAWING DATE: 2/10/98 | PATH: ELECTRO-COATINGS, INC. EMERYVILLE, REFERENCE: RISK FIGURES | APPROVED: SJB | DRAFTER: JEU

**EXPLANATION**

- MW-12 Monitoring Well
- Property Boundaries
- Buried Railroad Tracks
- Fence Line

- 6 — TCE measured in  $\mu\text{g/L}$  December 1997
- ND — Not Detected. Below Laboratory Detection Limits.



REFERENCE: ARCADIS GERAGHTY & MILLER FIELD MEASUREMENTS

**TCE CONCENTRATIONS IN GROUNDWATER (December 1997)**

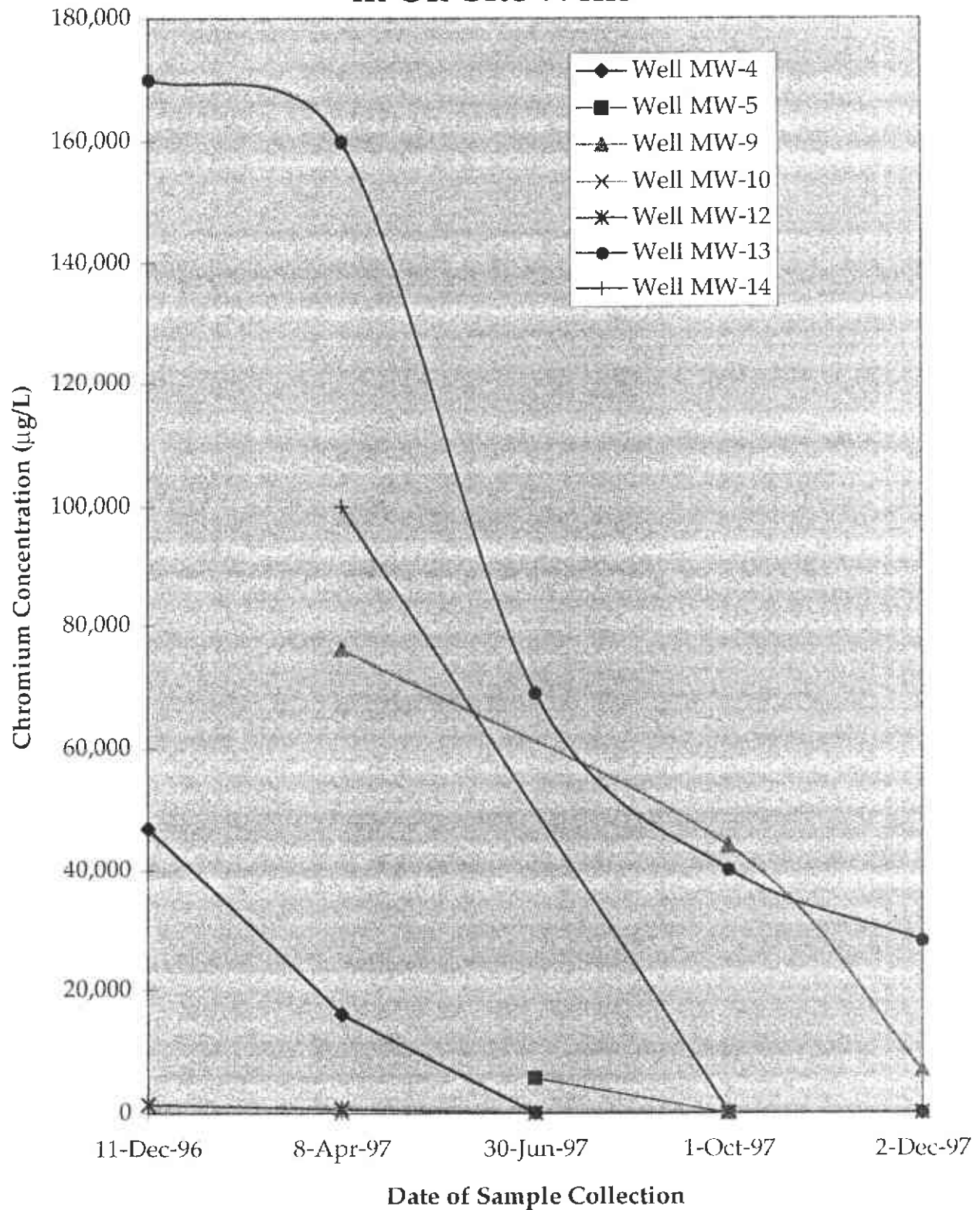
Electro-Coatings, Inc.  
1401 and 1421 Park Avenue  
Emeryville, California

BASE REVISION
FEBRUARY 9, 1998
RC000304.0003
FIGURE
4

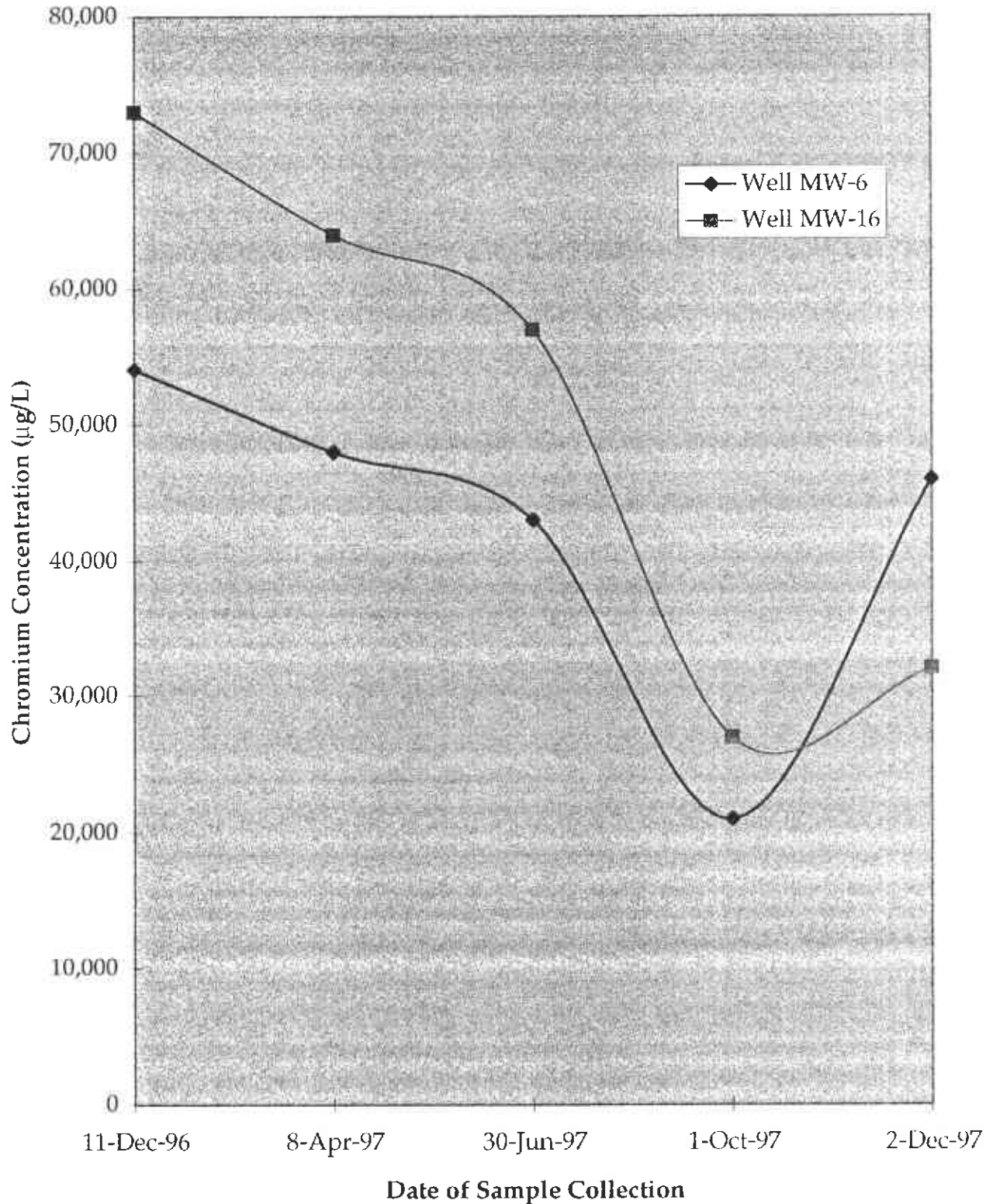




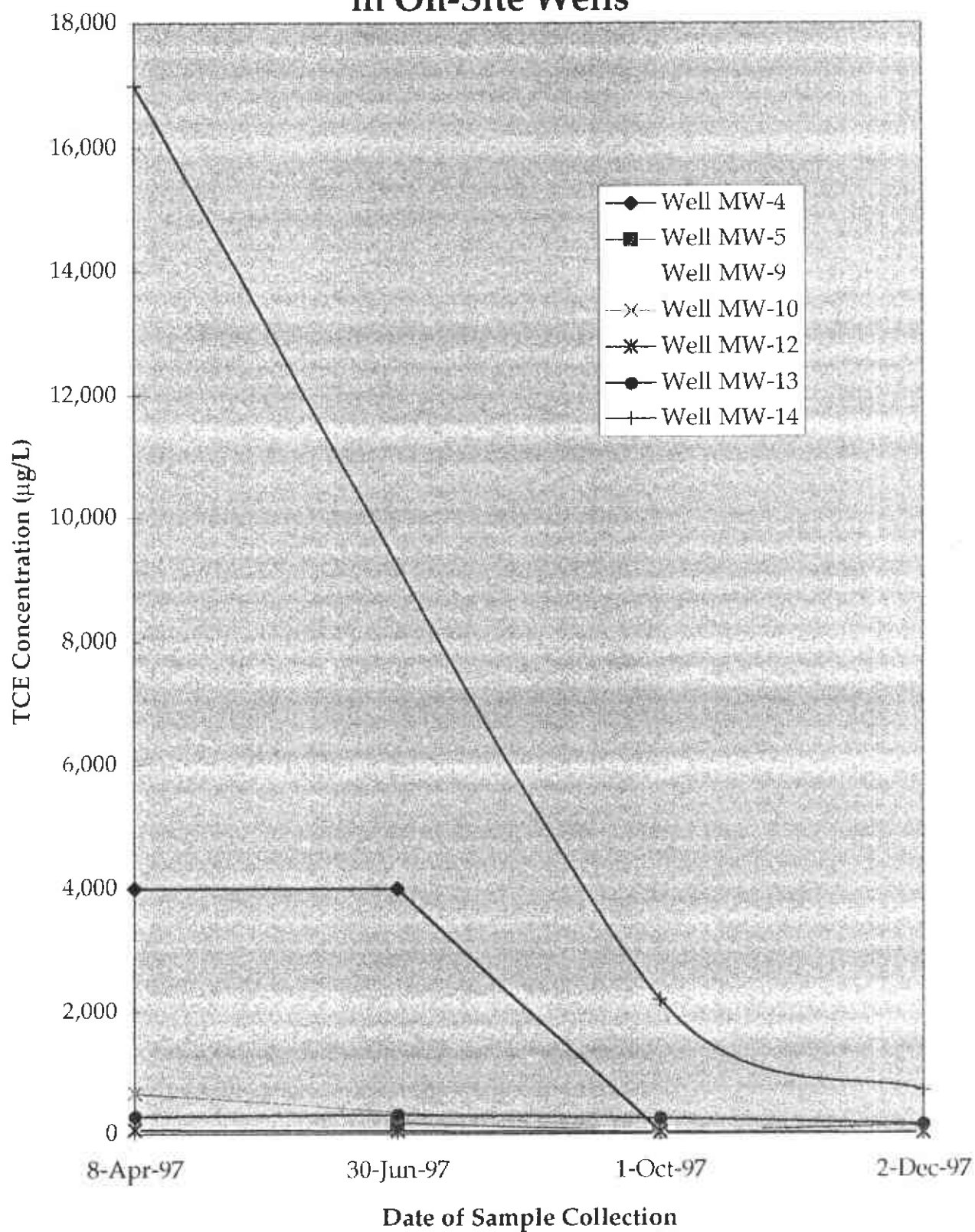
### Chart 1: Concentrations of Hexavalent Chromium in On-Site Wells



**Chart 2:  
Concentrations of Hexavalent Chromium  
in Selected Off-Site Wells**



**Chart 3:  
Concentrations of TCE  
in On-Site Wells**



**Chart 4:  
Concentrations of TCE  
in Selected Off-Site Wells**

