



WEISS ASSOCIATES

Fax: 415-547-5043

Phone: 415-547-5420

Geologic and Environmental Services

5500 Shellmound Street, Emeryville, CA 94608

FAX TRANSMITTAL

VIA FAX ON 3/13/91 @ 3:50 pm

DATE: 3/14/91

TRANSMITTAL TIME:

PROJECT NO. 4-310-09

NUMBER OF PAGES: 5

(Including This Cover Page)

TO: BOB WALSH

COMPANY: CITY OF HAYWARD

FAX PHONE:

393-5108

CITY: HAYWARD

BUSINESS PHONE:

293-5435

FROM: MIKE COOKE

SUBJECT: Chevron SS # 9-0260, 21495 Foothill Blvd., Hayward

AS: ☒ We discussed on the telephone on 3/11/91
☐ You requested _____
☐ We believe you may be interested
☐ Is required

WE ARE SENDING:

- Site Map
- Treatment System Layout
- Treatment System Component Specifications
- Power Line Diagram

FOR: ☐ Your information
☒ Your use
☐ Your review & comments
☐ Return to you

PLEASE: ☐ Keep this material
☐ Return by _____
☐ Acknowledge receipt

NOTES: Please review the ~~the~~ above information and inform me ASAP on how the electrical installation will be classified.

THANKS

If you DO NOT RECEIVE all the pages please call us back as soon as possible for retransmission at (415) 547-5420 and ask for Margie Gray.

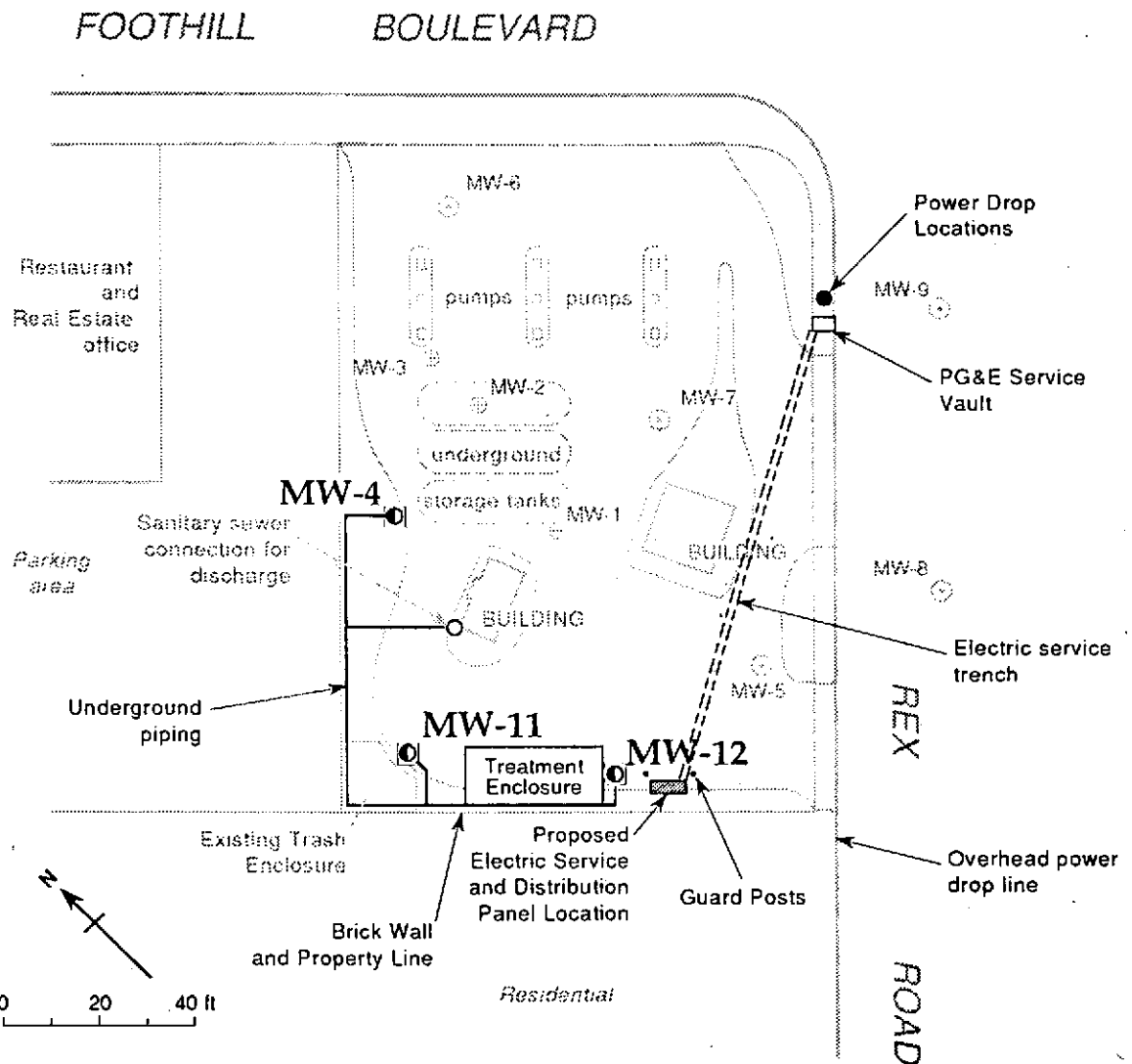
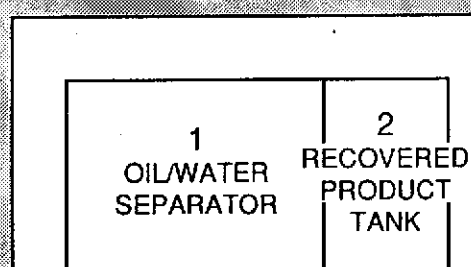
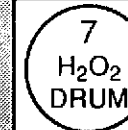
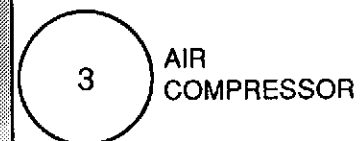


Figure 1. Site Base Map, Chevron Service Station #9-0260, 21995 Foothill Blvd., Hayward, California

DISCHARGE TO SANITARY SEWER



4 PNEUMATIC
PUMP
CONTROL
PANEL



6" x 6" CONCRETE
CURB

5
ULTRA-VIOLET
PEROXIDATION
TREATMENT
UNIT

8' HIGH CYCLONE
FENCING

GATE

0 3 6 ft

	BY	DATE	REV.	DESCRIPTION	DATE	APP'D
DRAWN						
DESIGNED						
CHECKED						
APPROVED						

PROJ. NO. 4-310

GROUND WATER REMEDIATION SYSTEM
TREATMENT SYSTEM LAYOUT

Chevron Service Station #9-0260
21995 Foothill Boulevard, Hayward, California

SHEET NO.

2

OF 2 SHEETS

TREATMENT SYSTEM COMPONENT SPECIFICATIONS

Chevron SS #9-0260
21995 Foothill Blvd.
Hayward, California

1. **OIL-WATER SEPARATOR:** Megator model no. 1-A-1.5, 10 gpm, with 35 gallon recovered product storage tank
2. **RECOVERED PRODUCT TANK:** 35 gallon capacity. Integral part of oil-water separator.
3. **AIR COMPRESSOR:** Vertical style, 5 HP, 230V, single phase, TEFC motor, 15 scfm, 175 psi maximum, with 80 gallon ASME tank.
4. **PNEUMATIC PUMP CONTROL PANEL:** 24"x24"x10" NEMA 3R enclosure housing QED Level Mate, Pulse Sender, and air supply filters and regulator.
5. **SOLARCHEM ULTRAVIOLET PEROXIDATION WATER TREATMENT UNIT:** 220V, single phase, 136 amperes. Dimensions 8'long x 4'wide x 6' high

Components:

- pump: 1 HP, 220V, single phase, 8.8 FLA
 - control transformer: 600VAC/120VAC, 100VA
 - transformer: 220VAC/600VAC, 30KVA
 - air compressor: 1 HP, 220V, single phase, 8.8 FLA
6. **AQUEOUS PHASE GRANULATED ACTIVATED CARBON DRUM:** Westates ASC-200
 7. **HYDROGEN PEROXIDE DRUM:** 50 gallons, 35% solution
 8. **SURGE TANK**

