



reviewed 10-25-93
505
93 JUL 20 2 11 00

July 15, 1993

**Scott O. Seery
Alameda County Department
of Environmental Health
Hazardous Materials Division
80 Swan Way, Room 200
Oakland, California 94621-1426**

**Re: Shell Service Station
WIC #204-6852-1404
1784 150th Avenue
San Leandro, California 94578
WA Job #81-422-203**

Dear Mr. Seery:

This letter describes recently completed and anticipated activities at the Shell service station referenced above (Figure 1). This status report satisfies the quarterly reporting requirements prescribed by California Administrative Code Title 23 Waters, Chapter 3, Subchapter 16, Article 5, Section 265.d. Included below are descriptions and results of activities performed in the second quarter 1993 and proposed work for the third quarter 1993.

Second Quarter 1993 Activities:

- Blaine Tech Services, Inc. (BTS) of San Jose, California measured ground water depths monthly and collected ground water samples from the three site wells. BTS' report describing these activities and the analytic report for the ground water samples are included as Attachment A.
- As requested in a January 17, 1993 letter from the Alameda County Department of Environmental Health, the three wells were analyzed for volatile organic compounds (VOCs) as part of a regional hydrogeological study.

- Weiss Associates (WA) compiled ground water elevation and analytic data (Tables 1 and 2), prepared ground water elevation contour maps for May and June months as required in your August 17, 1992 letter (Figure 2 and 3) and prepared isoconcentration contour maps for benzene and 1,2-dichloroethane in ground water (Figures 4 and 5).

Anticipated Third Quarter 1993 Activities:

- BTS will collect water samples from all site wells. BTS will also measure ground water depths monthly in each well.
- WA will submit a report presenting the results of third quarter 1993 ground water sampling and monthly ground water depth measurements. The report will include tabulated chemical analytic results, a ground water elevation contour map and isoconcentration contour maps.

Conclusions and Recommendations:

Since the ground water gradient at this site is shallow, the apparent reversal in ground water flow direction from May to June could be caused by a slight variation in ground water elevation in either well MW-2 or MW-3.

Since hydrocarbons are detected in water samples from well MW-2, which is west of the underground storage tanks near the western property line, WA recommends further investigation to assess the extent of hydrocarbons west of the site. The investigation workplan and schedule will be submitted under separate cover.

Scott O. Seery
July 15, 1993

3

Weiss Associates 

Please call if you have any questions.



Sincerely,
Weiss Associates



J. Michael Asport
Technical Assistant



N. Scott MacLeod, R.G.
Project Geologist

JMA/NSM:jma

J:\SHELL\400\422QMJY3.WP

Attachments: Figures
 Table
 A - BTS' Ground Water Monitoring Report

cc: Dan Kirk, Shell Oil Company, P.O. Box 5278, Concord, California 94520-9998
 Lester Feldman, California Regional Water Quality Control Board - San Francisco Bay
 Region, 2101 Webster Street, Suite 500, Oakland, California 94612
 Eileen Hughes, California Department of Toxic Substances Control, 700 Hines Avenue,
 Building "F" Suite 200, Berkeley CA, 94710

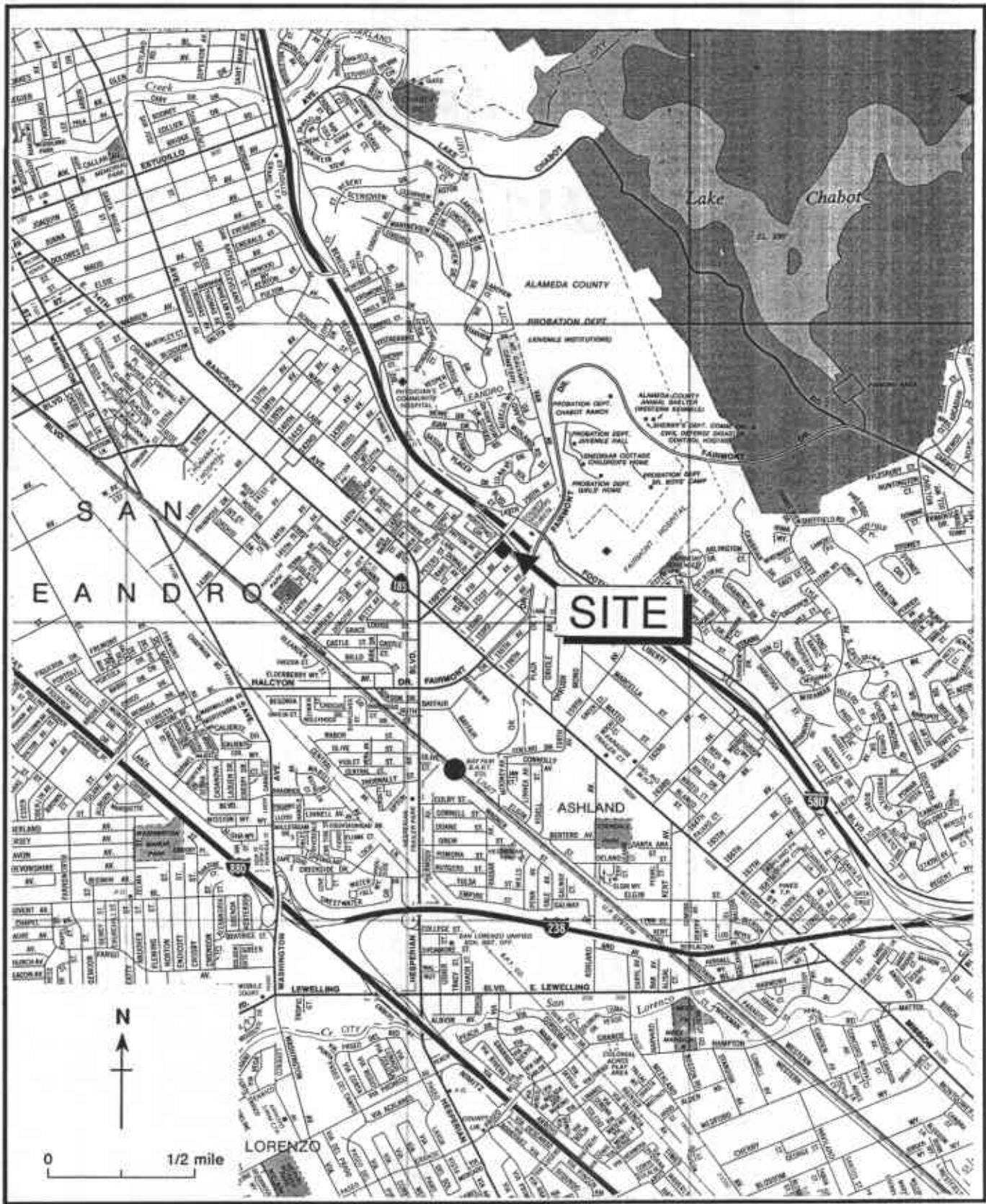


Figure 1. Site Location Map - Shell Service Station WIC #204-6852-1404, 1784 150th Avenue, San Leandro, California

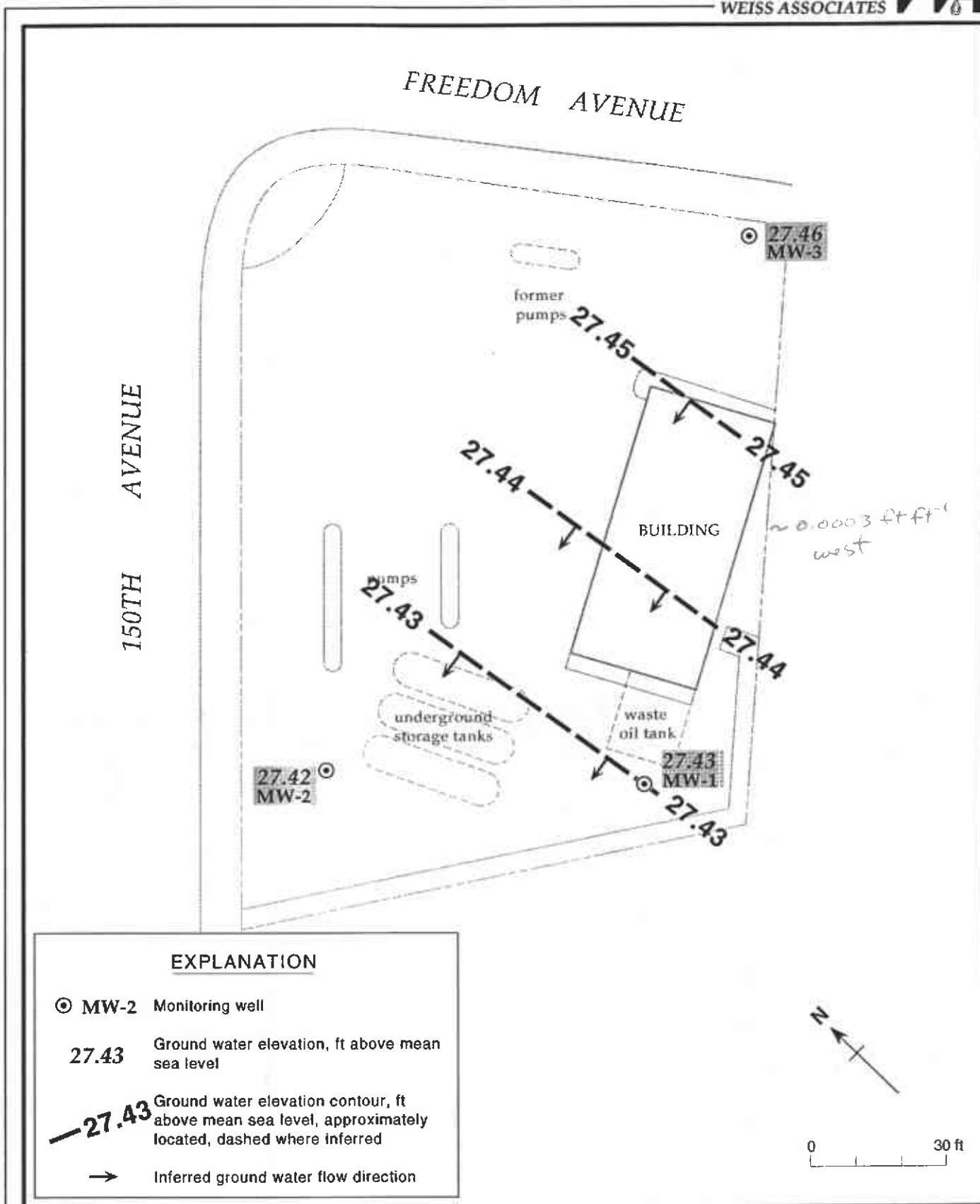


Figure 2. Monitoring Well Locations and Ground Water Elevations Contours -May 11, 1993 - Shell Service Station WIC #204-6852-1404, 1784 150th Avenue, San Leandro, California

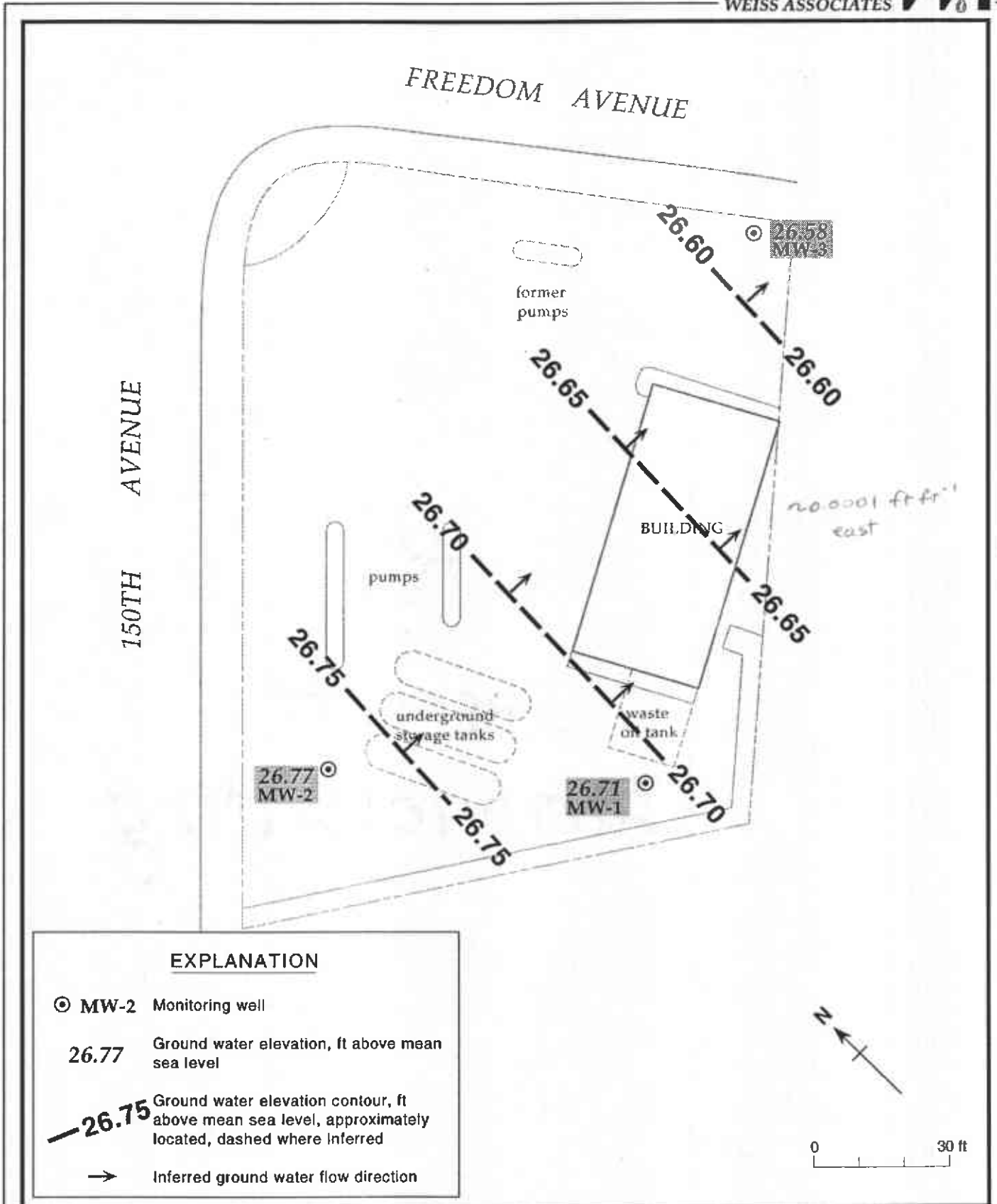


Figure 3. Monitoring Well Locations and Ground Water Elevations Contours - June 17, 1993 - Shell Service Station WIC #204-6852-1404, 1784 150th Avenue, San Leandro, California

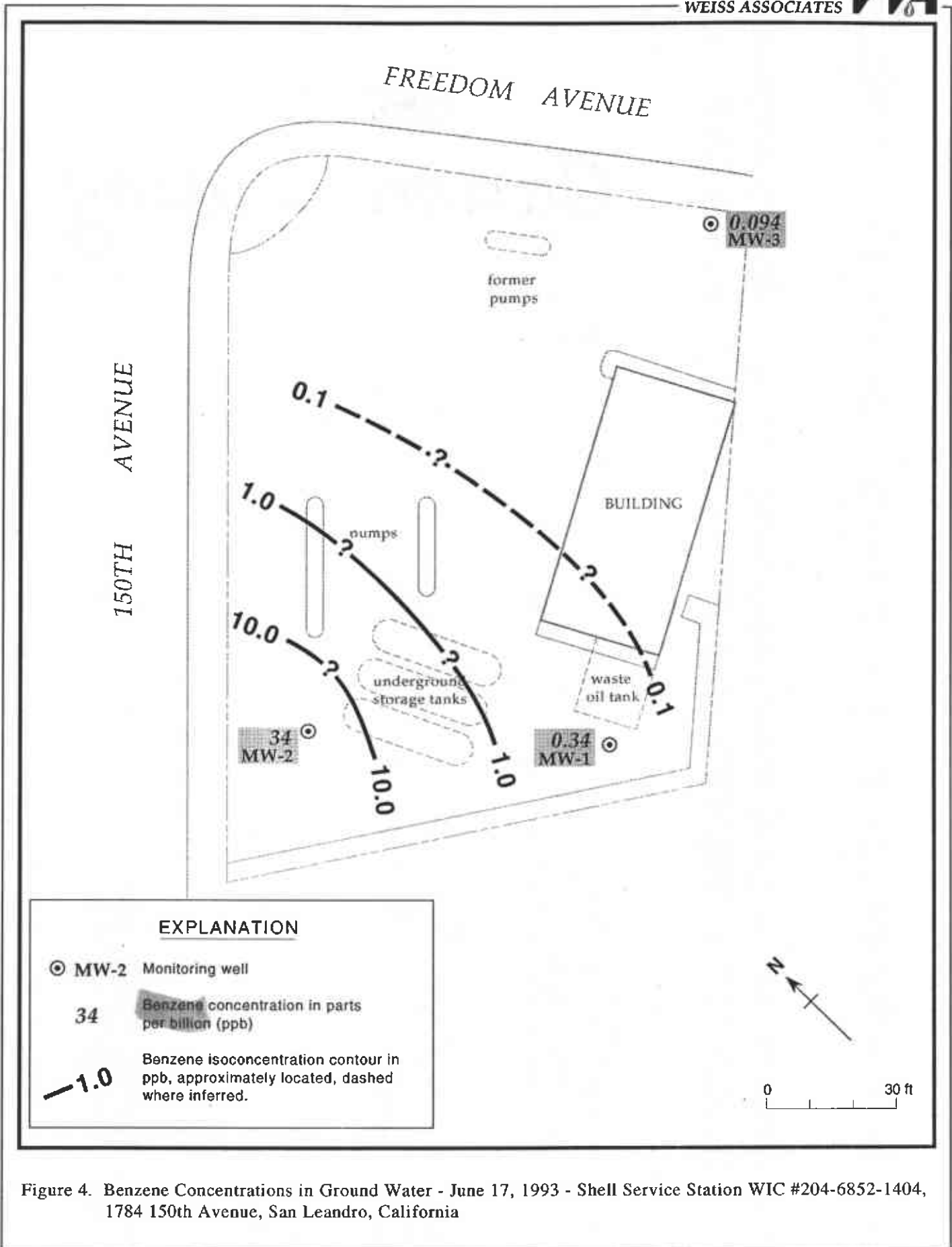


Figure 4. Benzene Concentrations in Ground Water - June 17, 1993 - Shell Service Station WIC #204-6852-1404, 1784 150th Avenue, San Leandro, California

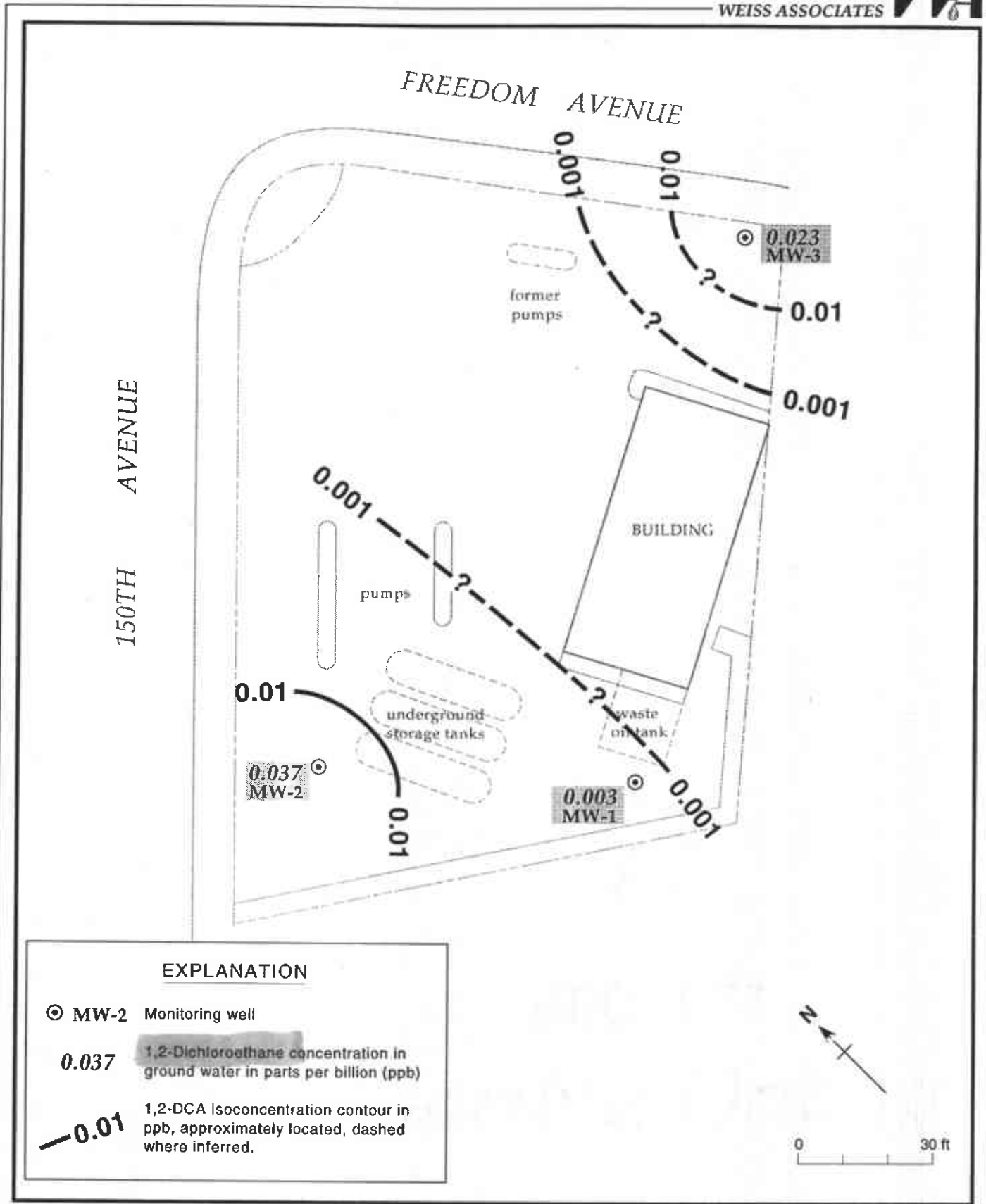


Figure 5. 1,2 - Dichloroethane Concentrations in Ground Water - June 17, 1993 - Shell Service Station WIC #204-6852-1404, 1784 150th Avenue, San Leandro, California

TABLE 1. Ground Water Elevations - Shell Service Station WIC #204-6852-1404, 1784 150th Avenue, San Leandro, California

Well ID	Date	Top-of-Casing Elevation (ft above msl)	Depth to Water (ft)	Ground Water Elevation (ft above msl)
MW-1	03/08/90	49.13	25.29	23.84
	06/12/90		25.85	23.28
	09/13/90		27.49	21.64
	12/18/90		27.41	21.72
	03/07/91		25.79	23.34
	06/07/91		25.64	23.49
	09/17/91		27.54	21.59
	12/09/91		27.81	21.32
	02/13/92		25.57	23.56
	02/24/92		22.83	26.30
	02/27/92		23.09	26.04
	03/01/92		23.26	25.87
	06/03/92		24.64	24.49
	09/01/92		26.74	22.39
	10/06/92		27.18	21.95
	11/11/92		27.99	21.14
	12/04/92		27.14	21.99
	01/22/93		20.09	29.04
	02/10/93		24.26	24.87
	03/03/93		20.50	28.63
	05/11/93		21.70	27.43
	06/17/93		22.42	26.71
MW-2	02/13/92	45.83	22.22	23.61
	02/24/92		19.61	26.22
	02/27/92		19.92	25.91
	03/01/92		21.11	24.72
	06/03/92		21.58	24.25
	09/01/92		23.46	22.37
	10/06/92		23.99	21.84
	11/11/92		24.25	21.58
	12/04/92		23.89	21.94
	01/22/93		17.03	28.80
	02/10/93		18.08	27.75
	03/03/93		17.28	28.55
			05/11/93	
	06/17/93		19.06	26.77
MW-3	02/13/92	51.97	27.97	24.00
	02/24/92		25.60	26.37

-- Table 1 continues on next page --

TABLE 1. Ground Water Elevations - Shell Service Station WIC #204-6852-1404, 1784 150th Avenue, San Leandro, California (continued)

Well ID	Date	Top-of-Casing Elevation (ft above msl)	Depth to Water (ft)	Ground Water Elevation (ft above msl)
	02/27/92		25.88	26.09
	03/01/92		26.00	25.97
	06/03/92		27.70	24.27
	09/01/92		29.46	22.51
	10/06/92		30.01	21.96
	11/11/92		30.26	21.71
	12/04/92		29.93	22.04
	01/22/93		22.76	29.21
	02/10/93		21.40	30.57
	03/03/93		23.08	28.89
	05/11/93		24.51	27.46
	06/17/93		25.21	26.76

TABLE 2. Analytic Results for Ground Water - Shell Service Station WIC #204-6852-0703, 1784 150th Avenue, San Leandro, California

Well ID	Date Sampled	Depth to Water (ft)	TPH-G	TPH-D	POG	B	E	T	X	1,2-DCA
			parts per million (mg/l)							
MW-1	03/08/90	25.29	0.51	0.12 ^a	<10	0.0015	<0.0005	0.0008	0.0054	0.012
	06/12/90	25.85	0.39	0.10 ^a	<10	0.086	0.0007	0.0013	0.0062	<0.0004
	09/13/90	27.49	0.10	0.13 ^a	<10	0.056	0.0024	0.00075	0.0028	<0.0004 ^b
	12/18/90	27.41	0.48	<0.05 ^a	<10	0.054	0.0033	0.0017	0.0037	0.0053
	03/07/91	25.79	0.08	<0.05 ^a	---	0.026	0.0012	<0.0005	<0.0015	0.0067
	06/07/91	25.64	0.51	<0.05 ^a	---	0.13	0.0061	0.0038	0.011	0.0079
	09/17/91	27.54	0.33	0.12 ^{no}	---	0.067	0.0030	<0.0005	0.0022	0.0060
	12/09/91	27.81	0.14 ^d	0.08	---	<0.0005	0.0017	<0.0005	0.0047	0.0054
	03/01/92	23.36	<0.05	<0.05	---	<0.0005	<0.0005	<0.0005	<0.0005	0.003
	06/03/92	24.64	1.5	---	---	0.52	0.072	0.18	0.23	0.0030
	09/01/92	26.74	0.13	---	---	0.016	0.0018	0.0014	0.0034	0.0013 ^a
	12/04/92	27.14	0.15	---	---	0.36	0.0018	0.0007	0.0021	0.0033
	03/03/93	20.50	<0.050	---	---	0.0015	<0.0005	<0.0005	<0.0005	0.00076
	06/17/93	22.42	1.6	---	---	0.34	0.12	0.12	0.44	0.003
MW-2	02/24/92	19.61	17	2.7 ^e	---	6.2	0.55	1.6	1.9	0.20
	03/01/92	21.11	86	1.0 ^f	---	30	2.3	34	16	0.082
	06/03/92	21.58	87	---	---	28	2.0	18	10	<0.05
	09/01/92	23.46	110	---	---	21	1.9	13	7.8	0.083 ^g
	12/04/92	23.89	42	---	---	15	0.96	2.4	2.9	0.10
	03/03/93	17.28	160	---	---	36	32	3.8	21	0.0077
	03/03/93 ^h	---	150	---	---	31	20	3.1	14	0.016
	06/17/93	19.06	65	---	---	34	3.2	15	11	0.037
06/17/93 ⁱ	19.06	62	---	---	28	2.7	14	10	0.036	
MW-3	02/24/92	25.60	4.5	1.3 ^e	---	0.097	0.078	<0.005	0.018	0.0091
	03/01/92	26.00	2.2	0.44	---	0.069	<0.0005	<0.0005	<0.0005	0.013
	06/03/92	27.70	4.1	---	---	0.013	0.044	0.072	0.065	0.016
	09/01/92	29.46	1.9	---	---	0.020	0.0055	0.0068	<0.005	0.019
	09/01/92 ^h	29.46	1.9	---	---	0.021	0.0034	0.0066	<0.005	0.021
	12/04/92	29.93	2.4	---	---	0.0082	<0.005	<0.005	<0.005	0.016
	12/04/92 ^h	29.93	2.1	---	---	0.011	0.0057	<0.0005	<0.0005	0.018
	03/03/93	23.08	5.1	---	---	0.063	0.075	0.061	0.15	0.0033
06/17/93	25.21	4.0	---	---	0.094	0.082	0.14	0.15	0.023	
Trip Blank	03/08/90		<0.05	---	---	<0.0005	<0.0005	<0.0005	<0.0005	---
	06/12/90		<0.05	---	---	<0.0005	<0.0005	<0.0005	<0.0005	---
	12/18/90		<0.05	---	---	<0.0005	<0.0005	<0.0005	<0.0005	---
	03/07/91		<0.05	---	---	<0.0005	<0.0005	<0.0005	<0.0005	---
	06/07/91		<0.05	---	---	<0.0005	<0.0005	<0.0005	<0.0005	---
	09/17/91		<0.05	---	---	<0.0005	<0.0005	<0.0005	<0.0005	---
	12/09/91		<0.05	---	---	<0.0005	<0.0005	<0.0005	<0.0005	---
	02/24/92		<0.05	---	---	<0.0005	0.0006	0.0025	0.0022	---

-- Table 2 continues on next page --



TABLE 2. Analytic Results for Ground Water - Shell Service Station WIC #204-6852-0703, 1784 150th Avenue, San Leandro, California (continued)

Well ID	Date Sampled	Depth to Water (ft)	TPH-G	TPH-D	POG	B	E	T	X	1,2-DCA
			-----parts per million (mg/l)-----							
	03/01/92		<0.05	---	---	<0.0005	<0.0005	<0.0005	<0.0005	---
	06/03/92		<0.05	---	---	<0.0005	<0.0005	<0.0005	<0.0005	---
	09/01/92		<0.05	---	---	<0.0005	<0.0005	<0.0005	<0.0005	<0.0005
	12/04/92		<0.05	---	---	<0.0005	<0.0005	<0.0005	<0.0005	<0.0005 ⁱ
	03/03/93		<0.05	---	---	<0.0005	<0.0005	<0.0005	<0.0005	<0.0005
	06/17/93		<0.05	---	---	<0.0005	<0.0005	<0.0005	<0.0005	<0.0005
Bailer	03/08/90		<0.050	---	---	<0.0005	<0.0005	<0.0005	<0.0005	---
Blank	09/01/92		<0.05	---	---	<0.0005	<0.0005	0.0007	<0.0005	<0.0005
	12/04/92		0.060	---	---	<0.0005	<0.0005	<0.0005	<0.0005	<0.0005 ⁱ
DTSC MCLs			NE	NE	NE	0.001	0.680	0.10 ⁱ	1.750	0.0005

Abbreviations:

TPH-G = Total Petroleum Hydrocarbons as Gasoline by Modified EPA Method 8015
 TPH-D = Total Petroleum Hydrocarbons as Diesel by Modified EPA Method 8015
 POG = Petroleum oil and grease by American Public Health Association Standard Method 503E or 5520F
 B = Benzene by EPA Method 8020
 E = Ethylbenzene by EPA Method 8020
 T = Toluene by EPA Method 8020
 X = Xylenes by EPA Method 8020
 1,2-DCA = 1,2-Dichloroethane by EPA Method 601
 --- = Not analyzed
 <n = Not detected above method detection limit of n ppm
 DTSC MCLs = California Department of Toxic Substances Control maximum contaminant levels for drinking water
 NE = Not established

Notes:

a = No total petroleum hydrocarbons as motor oil detected above modified EPA Method 8015 detection limit of 0.5 ppm
 b = Tetrachloroethene (PCE) detected at 0.024 ppm by EPA Method 601; DTSC MCL for PCE = 0.005 ppm
 c = Result is due to hydrocarbon compounds lighter than diesel
 d = Result due to a non-gasoline hydrocarbon compound
 e = In the matrix spike/matrix spike duplicate of sample MW-1, the RPD for Freon 113 and 1,3-dichlorobenzene was greater than 25%
 f = Diesel result is due to a petroleum hydrogen that is lighter than diesel
 g = Sample MW-2 was diluted 1:100 for EPA Method 8010 due to the interfering hydrocarbon peaks
 h = Duplicate sample
 i = The trip and field flask samples from 12/04/92 contained 0.014 and 0.010 mg/L 1,3-dichlorobenzene, respectively
 j = DTSC recommended action level for drinking water; MCL not established



ATTACHMENT A
GROUND WATER MONITORING REPORT AND ANALYTIC REPORT



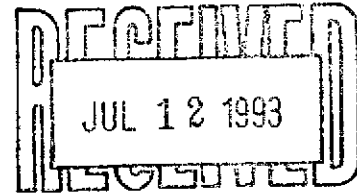
BLAINE TECH SERVICES INC.

985 TIMOTHY DRIVE
SAN JOSE, CA 95133
(408) 995-5535
FAX (408) 293-8773

July 8, 1993

Shell Oil Company
P.O. Box 5278
Concord, CA 94520-9998

Attn: Daniel T. Kirk



SITE:
Shell WIC # 204-6852-1404
1784 150th Ave.
San Leandro, California

QUARTER:
2nd quarter of 1993

QUARTERLY GROUNDWATER SAMPLING REPORT 930617-F-1

This report contains data collected during routine inspection, gauging and sampling of groundwater monitoring wells performed by Blaine Tech Services, Inc. in response to the request of the consultant who is overseeing work at this site on behalf of our mutual client, Shell Oil Company. Data collected in the course of our field work is presented in a **TABLE OF WELL GAUGING DATA**. The field information was collected during our preliminary gauging and inspection of the wells, the subsequent evacuation of each well prior to sampling, and at the time of sampling.

Measurements taken include the total depth of the well and the depth to water. The surface of the water was further inspected for the presence of immiscibles which may be present as a thin film (a sheen on the surface of the water) or as a measurable free product zone (FPZ). At intervals during the evacuation phase, the purge water was monitored with instruments that measure electrical conductivity (EC), potential hydrogen (pH), temperature (degrees Fahrenheit), and turbidity (NTU). In the interest of simplicity, fundamental information is tabulated here, while the bulk of the information is turned over directly to the consultant who is making professional interpretations and evaluations of the conditions at the site.

TABLE OF WELL GAUGING DATA

WELL I.D.	WELL DIAMETER (inches)	DATA COLLECTION DATE	MEASUREMENTS REFERENCED TO	QUALITATIVE OBSERVATIONS (sheen)	DEPTH TO FIRST IMMISCIBLE LIQUID (FPZ) (feet)	THICKNESS OF IMMISCIBLE LIQUID ZONE (feet)	VOLUME OF IMMISCIBLES REMOVED (ml)	DEPTH TO WATER (feet)	DEPTH TO WELL BOTTOM (feet)
MW-1	4	06-17-93	TOC	--	NONE	--	--	22.42	44.68
MW-2 *	4	06-17-93	TOC	--	NONE	--	--	19.06	44.40
MW-3	4	06-17-93	TOC	--	NONE	--	--	25.21	41.65

* Sample "DUP" was a duplicate sample taken from well MW-2.

STANDARD PROCEDURES

Evacuation

Groundwater wells are thoroughly purged before sampling to insure that the sample is collected from water that has been newly drawn into the well from the surrounding geologic formation. The selection of equipment to evacuate each well is based on the physical characteristics of the well and what is known about the performance of the formation in which the well has been installed. There are several suitable devices which can be used for evacuation. The most commonly employed devices are air or gas actuated pumps, electric submersible pumps, and hand or mechanically actuated bailers. Our personnel frequently employ USGS/Middleburg positive displacement pumps or similar air actuated pumps which do not agitate the water standing in the well.

Normal evacuation removes three case volumes of water from the well. More than three case volumes of water may be removed in cases where more evacuation is needed to achieve stabilization of water parameters. Less than three case volumes of water may be obtained in cases where the well dewateres and does not recharge to 80% of its original volume within two hours and any additional time our personnel have reason to remain at the site. In such cases, our personnel return to the site within twenty four hours and collect sample material from the water which has recharged into the well case.

Decontamination

All apparatus is brought to the site in clean and serviceable condition. The equipment is decontaminated after each use and before leaving the site.

Free Product Skimmer

The column headed, VOLUME OF IMMISCIBLES REMOVED (ml) is included in the TABLE OF WELL GAUGING DATA to cover situations where a free product skimming device must be removed from the well prior to gauging. Skimmers are installed in wells with a free product zone on the surface of the water. The skimmer is a free product recovery device which often prevents normal well gauging and free product zone measurements. The 2.0" and 3.0" PetroTraps fall into the category of devices that obstruct normal gauging. In cases where the consultant elects to have our personnel pull the skimmers out of the well and gauge the well, our personnel perform the additional task of draining the accumulated free product out of the PetroTrap before putting it back in the well. This recovered free product is measured and logged in the VOLUME OF IMMISCIBLES REMOVED column. Gauging at such site is performed in accordance with specific directions from the professional consulting firm overseeing work at the site on Shell's behalf.

Sample Containers

Sample material is collected in specially prepared containers which are provided by the laboratory that performs the analyses.

Sampling

Sample material is collected in stainless steel bailer type devices normally fitted with both a top and a bottom check valve. Water is promptly decanted into new sample containers in a manner which reduces the loss of volatile constituents and follows the applicable EPA standard for handling volatile organic and semi-volatile compounds.

Following collection, samples are promptly placed in an ice chest containing prefrozen blocks of an inert ice substitute such as Blue Ice or Super Ice. The samples are maintained in either an ice chest or a refrigerator until delivered into the custody of the laboratory.

Sample Designations

All sample containers are identified with a site designation and a discrete sample identification number specific to that particular groundwater well. Additional standard notations (e.g. time, date, sampler) are also made on the label. Either the requested analyses or the specific analytes are written on the sample label (e.g. TPH-G, BTEX).

Chain of Custody

Samples are continuously maintained in an appropriate cooled container while in our custody and until delivered to the laboratory under a standard Shell Oil Company chain of custody. If the samples are taken charge of by a different party (such as another person from our office, a courier, etc.) prior to being delivered to the laboratory, appropriate release and acceptance records are made on the chain of custody (time, date, and signature of the person releasing the samples followed by the time, date and signature of the person accepting custody of the samples).

Hazardous Materials Testing Laboratory

The samples obtained at this site were delivered to Anametrix, Inc. in San Jose, California. Anametrix, Inc. is a California Department of Health Services certified Hazardous Materials Testing Laboratory and is listed as DOHS HMTL #1234.

Objective Information Collection


Blaine Tech Services, Inc. performs specialized environmental sampling and documentation as an independent third party. In order to avoid compromising the objectivity necessary for the proper and disinterested performance of this work, Blaine Tech Services, Inc.

performs no consulting and does not become involved in the marketing or installation of remedial systems of any kind. Blaine Tech Services, Inc. is concerned only with the generation of objective information, not with the use of that information to support evaluations and recommendations concerning the environmental condition of the site. Even the straightforward interpretation of objective analytical data is better performed by interested regulatory agencies, and those engineers and geologists who are engaged in the work of providing professional opinions about the site and proposals to perform additional investigation or design remedial systems.

Reportage

Submission of this report and the attached laboratory report to interested regulatory agencies is handled by the consultant in charge of the project. Any professional evaluations or recommendations will be made by the consultant under separate cover.

Please call if we can be of any further assistance.


Richard C. Blaine


RCB/lpn

attachments: chain of custody
certified analytical report

cc: Weiss Associates
5500 Shellmound Street
Emeryville, CA 94608-2411
ATTN: Michael Asport

9306262

(16) (18)

 SHELL OIL COMPANY RETAIL ENVIRONMENTAL ENGINEERING - WEST										CHAIN OF CUSTODY RECORD Serial No: <u>930617FI</u>										Date: _____ Page <u>1</u> of <u>1</u>																																																																								
Site Address: <u>1784 150th Ave. San Leandro, CA.</u>										Analysis Required										LAB: <u>ANALYTIX</u>																																																																								
WIC#: <u>204 6852 1404</u>										<table border="1"> <tr> <th>CHECK ONE (1) BOX ONLY</th> <th>CODE</th> <th>TURN AROUND TIME</th> </tr> <tr> <td>Quality Monitoring</td> <td><input checked="" type="checkbox"/> 441</td> <td>24 hours <input type="checkbox"/></td> </tr> <tr> <td>Site Investigation</td> <td><input type="checkbox"/> 441</td> <td>48 hours <input type="checkbox"/></td> </tr> <tr> <td>Soil Clarity/Disposal</td> <td><input type="checkbox"/> 442</td> <td>16 days <input checked="" type="checkbox"/> (Normal)</td> </tr> <tr> <td>Water Clarity/Disposal</td> <td><input type="checkbox"/> 443</td> <td>Other <input type="checkbox"/></td> </tr> <tr> <td>Soil/Air Sam. or Sys. O & M</td> <td><input type="checkbox"/> 442</td> <td rowspan="2">NOTE: Notify Lab as soon as possible of 24/48 hr. SAI.</td> </tr> <tr> <td>Water Sam. or Sys. O & M</td> <td><input type="checkbox"/> 443</td> </tr> <tr> <td>Other</td> <td><input type="checkbox"/></td> <td></td> </tr> </table>										CHECK ONE (1) BOX ONLY	CODE	TURN AROUND TIME	Quality Monitoring	<input checked="" type="checkbox"/> 441	24 hours <input type="checkbox"/>	Site Investigation	<input type="checkbox"/> 441	48 hours <input type="checkbox"/>	Soil Clarity/Disposal	<input type="checkbox"/> 442	16 days <input checked="" type="checkbox"/> (Normal)	Water Clarity/Disposal	<input type="checkbox"/> 443	Other <input type="checkbox"/>	Soil/Air Sam. or Sys. O & M	<input type="checkbox"/> 442	NOTE: Notify Lab as soon as possible of 24/48 hr. SAI.	Water Sam. or Sys. O & M	<input type="checkbox"/> 443	Other	<input type="checkbox"/>																																																			
CHECK ONE (1) BOX ONLY	CODE	TURN AROUND TIME																																																																																										
Quality Monitoring	<input checked="" type="checkbox"/> 441	24 hours <input type="checkbox"/>																																																																																										
Site Investigation	<input type="checkbox"/> 441	48 hours <input type="checkbox"/>																																																																																										
Soil Clarity/Disposal	<input type="checkbox"/> 442	16 days <input checked="" type="checkbox"/> (Normal)																																																																																										
Water Clarity/Disposal	<input type="checkbox"/> 443	Other <input type="checkbox"/>																																																																																										
Soil/Air Sam. or Sys. O & M	<input type="checkbox"/> 442	NOTE: Notify Lab as soon as possible of 24/48 hr. SAI.																																																																																										
Water Sam. or Sys. O & M	<input type="checkbox"/> 443																																																																																											
Other	<input type="checkbox"/>																																																																																											
Shell Engineer: <u>Dan Kerk</u>					Phone No.: <u>510 637-6168</u> Fax #: _____					<table border="1"> <tr> <td rowspan="5">TPH (EPA 8015 Mod. Gas)</td> <td rowspan="5">TPH (EPA 8015 Mod. Diesel)</td> <td rowspan="5">BTEX (EPA 8020/602)</td> <td rowspan="5">Volatile Organics (EPA 8240)</td> <td rowspan="5">Test for Disposal</td> <td rowspan="5">Combination TPH 8015 & BTEX 8020</td> <td rowspan="5">Asbestos</td> <td rowspan="5">Container Size</td> <td rowspan="5">Preparation Used</td> <td rowspan="5">Composite Y/N</td> <td rowspan="5">MATERIAL DESCRIPTION</td> <td rowspan="5">SAMPLE CONDITION/ COMMENTS</td> </tr> <tr> <td>Sample ID</td> <td>Date</td> <td>Sludge</td> <td>Soil</td> <td>Water</td> <td>Air</td> <td>No. of conts.</td> </tr> <tr> <td>① MW-1</td> <td>4/1/92</td> <td></td> <td></td> <td>X</td> <td></td> <td>6</td> <td></td> <td></td> <td></td> <td></td> <td>Cool</td> </tr> <tr> <td>② MW-2</td> <td></td> <td></td> <td></td> <td></td> <td></td> <td></td> <td></td> <td></td> <td></td> <td></td> <td rowspan="2">All samples preserved. J.P.</td> </tr> <tr> <td>③ MW-3</td> <td></td> <td></td> <td></td> <td></td> <td></td> <td></td> <td></td> <td></td> <td></td> <td></td> </tr> <tr> <td>④ TB</td> <td></td> <td></td> <td></td> <td></td> <td></td> <td>2</td> <td></td> <td></td> <td></td> <td></td> <td></td> </tr> <tr> <td>⑤ Dof</td> <td></td> <td></td> <td></td> <td></td> <td></td> <td>6</td> <td></td> <td></td> <td></td> <td></td> <td></td> </tr> </table>					TPH (EPA 8015 Mod. Gas)	TPH (EPA 8015 Mod. Diesel)	BTEX (EPA 8020/602)	Volatile Organics (EPA 8240)	Test for Disposal	Combination TPH 8015 & BTEX 8020	Asbestos	Container Size	Preparation Used	Composite Y/N	MATERIAL DESCRIPTION	SAMPLE CONDITION/ COMMENTS	Sample ID	Date	Sludge	Soil	Water	Air	No. of conts.	① MW-1	4/1/92			X		6					Cool	② MW-2											All samples preserved. J.P.	③ MW-3											④ TB						2						⑤ Dof						6					
TPH (EPA 8015 Mod. Gas)	TPH (EPA 8015 Mod. Diesel)	BTEX (EPA 8020/602)	Volatile Organics (EPA 8240)	Test for Disposal	Combination TPH 8015 & BTEX 8020	Asbestos	Container Size	Preparation Used	Composite Y/N																		MATERIAL DESCRIPTION	SAMPLE CONDITION/ COMMENTS																																																																
																													Sample ID	Date	Sludge	Soil	Water	Air	No. of conts.																																																									
																													① MW-1	4/1/92			X		6					Cool																																																				
																													② MW-2											All samples preserved. J.P.																																																				
										③ MW-3																																																																																		
④ TB						2																																																																																						
⑤ Dof						6																																																																																						
Consultant Name & Address: <u>BTS</u>					Consultant Contact: <u>Jim Keller</u>					Phone No.: <u>995-5335</u> Fax #: _____																																																																																		
Comments: _____																																																																																												
Sampled by: <u>[Signature]</u>																																																																																												
Printed Name: <u>Tom Flory</u>																																																																																												
Relinquished By (signature): <u>[Signature]</u>					Printed Name: <u>Tom Flory</u>					Date: <u>4-18-92</u>		Received (signature): <u>[Signature]</u>		Printed Name: <u>Simon Heeghe</u>		Date: <u>6-18-92</u>																																																																												
Relinquished By (signature): <u>[Signature]</u>					Printed Name: <u>Simon Heeghe</u>					Date: <u>6-18-92</u>		Received (signature): <u>[Signature]</u>		Printed Name: <u>Josephine DeCarli</u>		Date: <u>6-18-92</u>																																																																												
Relinquished By (signature): _____					Printed Name: _____					Date: _____		Received (signature): _____		Printed Name: _____		Date: _____																																																																												

THE LABORATORY MUST PROVIDE A COPY OF THIS CHAIN-OF-CUSTODY WITH INVOICE AND RESULTS.



Inchcape Testing Services

Anamatrix Laboratories

1961 Concourse Drive
Suite E
San Jose, CA 95131
Tel: 408-432-8192
Fax: 408-432-8198

MR. JIM KELLER
BLAINE TECH
985 TIMOTHY STREET
SAN JOSE, CA 95133

Workorder # : 9306262
Date Received : 06/18/93
Project ID : 204-6852-1404
Purchase Order: MOH-B813


The following samples were received at Anamatrix, Inc. for analysis :

ANAMATRIX ID	CLIENT SAMPLE ID
9306262- 1	MW-1
9306262- 2	MW-2
9306262- 3	MW-3
9306262- 4	TB
9306262- 5	DUP

This report consists of 18 pages not including the cover letter, and is organized in sections according to the specific Anamatrix laboratory group or section which performed the analysis(es) and generated the data. The Report Summary that precedes each section will help you determine which Anamatrix group is responsible for those test results, and will bear the signatures of the department supervisor and the chemist who have reviewed the analytical data. Please refer all questions to the department supervisor who signed the form.

Anamatrix is certified by the California Department of Health Services (DHS) to perform environmental testing under Certificate Number 1234. A detailed list of the approved fields of testing can be obtained by calling our office, or the DHS Environmental Laboratory Accreditation Program at (415)540-2800.

If you have any further questions or comments on this report, please give us a call as soon as possible. Thank you for using Anamatrix.



Sarah Schoen, Ph.D.
Laboratory Director

7-2-93
Date

ANAMETRIX REPORT DESCRIPTION

GC

Organic Analysis Data Sheets (OADS)

OADS forms contain tabulated results for target compounds. The OADS are grouped by method and, within each method, organized sequentially in order of increasing Anamatrix ID number.

Surrogate Recovery Summary (SRS)

SRS forms contain quality assurance data. An SRS form will be printed for each method, if the method requires surrogate compounds. They will list surrogate percent recoveries for all samples and any method blanks. Any surrogate recovery outside the established limits will be flagged with an "*", and the total number of surrogates outside the limits will be listed in the column labelled "Total Out".

Matrix Spike Recovery Form (MSR)

MSR forms contain quality assurance data. They summarize percent recovery and relative percent difference information for matrix spikes and matrix spike duplicates. This information is a statement of both accuracy and precision. Any percent recovery or relative percent difference outside established limits will be flagged with an "*", and the total number outside the limits will be listed at the bottom of the page. Not all reports will contain an MSR form.

Qualifiers

Anamatrix uses several data qualifiers (Q) in its report forms. These qualifiers give additional information on the compounds reported. They should help a data reviewer to verify the integrity of the analytical results. The following is a list of qualifiers and their meanings:

- U - Indicates that the compound was analyzed for, but was not detected at or above the specified reporting limit.
- B - Indicates that the compound was detected in the associated method blank.
- J - Indicates that the compound was detected at an amount below the specified reporting limit. Consequently, the amount should be considered an approximate value. Tentatively identified compounds will always have a "J" qualifier because they are not included in the instrument calibration.
- E - Indicates that the reported amount exceeded the linear range of the instrument calibration.
- D - Indicates that the compound was detected in an analysis performed at a secondary dilution.

Absence of a qualifier indicates that the compound was detected at a concentration at or above the specified reporting limit.

REPORTING CONVENTIONS

- ◆ Due to a size limitation in our data processing step, only the first eight (8) characters of your project ID and sample ID will be printed on the report forms. However, the report cover letter and report summary pages display up to twenty (20) characters of your project and sample IDs.
- ◆ Amounts reported are gross values, i.e., not corrected for method blank contamination.

REPORT SUMMARY
ANAMETRIX, INC. (408)432-8192

MR. JIM KELLER
BLAINE TECH
985 TIMOTHY STREET
SAN JOSE, CA 95133

Workorder # : 9306262
Date Received : 06/18/93
Project ID : 204-6852-1404
Purchase Order: MOH-B813
Department : GC
Sub-Department: VOA

SAMPLE INFORMATION:

ANAMETRIX SAMPLE ID	CLIENT SAMPLE ID	MATRIX	DATE SAMPLED	METHOD
9306262- 1	MW-1	WATER	06/17/93	8010
9306262- 2	MW-2	WATER	06/17/93	8010
9306262- 3	MW-3	WATER	06/17/93	8010
9306262- 4	TB	WATER	06/17/93	8010
9306262- 5	DUP	WATER	06/17/93	8010

REPORT SUMMARY
ANAMETRIX, INC. (408)432-8192

MR. JIM KELLER
BLAINE TECH
985 TIMOTHY STREET
SAN JOSE, CA 95133

Workorder # : 9306262
Date Received : 06/18/93
Project ID : 204-6852-1404
Purchase Order: MOH-B813
Department : GC
Sub-Department: VOA

QA/QC SUMMARY :

- The amount of methylene chloride reported in samples MW-2 and TB is within normal laboratory background levels.

Michelle Young 7/2/93
Department Supervisor Date

[Signature] 7/2/93
Chemist Date

ORGANIC ANALYSIS DATA SHEET -- EPA METHOD 8010
 ANAMETRIX, INC. (408)432-8192

Project ID : 204-6852
 Sample ID : MW-1
 Matrix : WATER
 Date Sampled : 6/17/93
 Date Analyzed : 6/23/93
 Instrument ID : HP24

Anamatrix ID : 9306262-01
 Analyst : TM
 Supervisor : JP
 Dilution Factor : 1.0
 Conc. Units : ug/L

CAS No.	COMPOUND NAME	REPORTING LIMIT	AMOUNT DETECTED	Q
75-71-8	Dichlorodifluoromethane	1.0	ND	U
74-87-3	Chloromethane	1.0	ND	U
75-01-4	Vinyl chloride	.50	ND	U
74-83-9	Bromomethane	.50	ND	U
75-00-3	Chloroethane	.50	ND	U
75-69-4	Trichlorofluoromethane	.50	ND	U
76-13-1	Trichlorotrifluoroethane	.50	ND	U
75-35-4	1,1-Dichloroethene	.50	ND	U
75-09-2	Methylene chloride	1.0	ND	U
156-60-5	trans-1,2-Dichloroethene	.50	ND	U
75-34-3	1,1-Dichloroethane	.50	ND	U
156-59-2	cis-1,2-Dichloroethene	.50	ND	U
67-66-3	Chloroform	.50	ND	U
71-55-6	1,1,1-Trichloroethane	.50	ND	U
56-23-5	Carbon tetrachloride	.50	ND	U
107-06-2	1,2-Dichloroethane	.50	3.0	U
79-01-6	Trichloroethene	.50	ND	U
78-87-5	1,2-Dichloropropane	.50	ND	U
75-27-4	Bromodichloromethane	.50	ND	U
110-75-8	2-Chloroethylvinylether	1.0	ND	U
10061-01-5	cis-1,3-Dichloropropene	.50	ND	U
10061-02-6	trans-1,3-Dichloropropene	.50	ND	U
79-00-5	1,1,2-Trichloroethane	.50	ND	U
127-18-4	Tetrachloroethene	.50	ND	U
124-48-1	Dibromochloromethane	.50	ND	U
108-90-7	Chlorobenzene	.50	ND	U
75-25-2	Bromoform	.50	ND	U
79-34-5	1,1,2,2-Tetrachloroethane	.50	ND	U
541-73-1	1,3-Dichlorobenzene	1.0	ND	U
106-46-7	1,4-Dichlorobenzene	1.0	ND	U
95-50-1	1,2-Dichlorobenzene	1.0	ND	U

ORGANIC ANALYSIS DATA SHEET -- EPA METHOD 8010
 ANAMETRIX, INC. (408)432-8192

Project ID : 204-6852
 Sample ID : MW-2
 Matrix : WATER
 Date Sampled : 6/17/93
 Date Analyzed : 6/23/93
 Instrument ID : HP24

Anamatrix ID : 9306262-02
 Analyst : TM
 Supervisor : CQ
 Dilution Factor : 1.0
 Conc. Units : ug/L

CAS No.	COMPOUND NAME	REPORTING LIMIT	AMOUNT DETECTED	Q
75-71-8	Dichlorodifluoromethane	1.0	ND	U
74-87-3	Chloromethane	1.0	ND	U
75-01-4	Vinyl chloride	.50	ND	U
74-83-9	Bromomethane	.50	ND	U
75-00-3	Chloroethane	.50	ND	U
75-69-4	Trichlorofluoromethane	.50	ND	U
76-13-1	Trichlorotrifluoroethane	.50	ND	U
75-35-4	1,1-Dichloroethene	.50	ND	U
75-09-2	Methylene chloride	1.0	3.0	U
156-60-5	trans-1,2-Dichloroethene	.50	ND	U
75-34-3	1,1-Dichloroethane	.50	ND	U
156-59-2	cis-1,2-Dichloroethene	.50	ND	U
67-66-3	Chloroform	.50	ND	U
71-55-6	1,1,1-Trichloroethane	.50	ND	U
56-23-5	Carbon tetrachloride	.50	ND	U
107-06-2	1,2-Dichloroethane	.50	37.	U
79-01-6	Trichloroethene	.50	ND	U
78-87-5	1,2-Dichloropropane	.50	ND	U
75-27-4	Bromodichloromethane	.50	ND	U
110-75-8	2-Chloroethylvinylether	1.0	ND	U
10061-01-5	cis-1,3-Dichloropropene	.50	ND	U
10061-02-6	trans-1,3-Dichloropropene	.50	ND	U
79-00-5	1,1,2-Trichloroethane	.50	ND	U
127-18-4	Tetrachloroethene	.50	ND	U
124-48-1	Dibromochloromethane	.50	ND	U
108-90-7	Chlorobenzene	.50	ND	U
75-25-2	Bromoform	.50	ND	U
79-34-5	1,1,2,2-Tetrachloroethane	.50	ND	U
541-73-1	1,3-Dichlorobenzene	1.0	ND	U
106-46-7	1,4-Dichlorobenzene	1.0	ND	U
95-50-1	1,2-Dichlorobenzene	1.0	ND	U

ORGANIC ANALYSIS DATA SHEET -- EPA METHOD 8010
 ANAMETRIX, INC. (408)432-8192

Project ID : 204-6852
 Sample ID : MW-3
 Matrix : WATER
 Date Sampled : 6/17/93
 Date Analyzed : 6/23/93
 Instrument ID : HP24

Anamatrix ID : 9306262-03
 Analyst : TM
 Supervisor : CO
 Dilution Factor : 1.0
 Conc. Units : ug/L

CAS No.	COMPOUND NAME	REPORTING LIMIT	AMOUNT DETECTED	Q
75-71-8	Dichlorodifluoromethane	1.0	ND	U
74-87-3	Chloromethane	1.0	ND	U
75-01-4	Vinyl chloride	.50	ND	U
74-83-9	Bromomethane	.50	ND	U
75-00-3	Chloroethane	.50	ND	U
75-69-4	Trichlorofluoromethane	.50	ND	U
76-13-1	Trichlorotrifluoroethane	.50	ND	U
75-35-4	1,1-Dichloroethene	.50	ND	U
75-09-2	Methylene chloride	1.0	ND	U
156-60-5	trans-1,2-Dichloroethene	.50	ND	U
75-34-3	1,1-Dichloroethane	.50	ND	U
156-59-2	cis-1,2-Dichloroethene	.50	ND	U
67-66-3	Chloroform	.50	ND	U
71-55-6	1,1,1-Trichloroethane	.50	ND	U
56-23-5	Carbon tetrachloride	.50	ND	U
107-06-2	1,2-Dichloroethane	.50	23.	U
79-01-6	Trichloroethene	.50	ND	U
78-87-5	1,2-Dichloropropane	.50	ND	U
75-27-4	Bromodichloromethane	.50	ND	U
110-75-8	2-Chloroethylvinylether	1.0	ND	U
10061-01-5	cis-1,3-Dichloropropene	.50	ND	U
10061-02-6	trans-1,3-Dichloropropene	.50	ND	U
79-00-5	1,1,2-Trichloroethane	.50	ND	U
127-18-4	Tetrachloroethene	.50	ND	U
124-48-1	Dibromochloromethane	.50	ND	U
108-90-7	Chlorobenzene	.50	ND	U
75-25-2	Bromoform	.50	ND	U
79-34-5	1,1,2,2-Tetrachloroethane	.50	ND	U
541-73-1	1,3-Dichlorobenzene	1.0	ND	U
106-46-7	1,4-Dichlorobenzene	1.0	ND	U
95-50-1	1,2-Dichlorobenzene	1.0	ND	U

ORGANIC ANALYSIS DATA SHEET -- EPA METHOD 8010
ANAMETRIX, INC. (408)432-8192

Project ID : 204-6852
Sample ID : TB
Matrix : WATER
Date Sampled : 6/17/93
Date Analyzed : 6/23/93
Instrument ID : HP24

Anamatrix ID : 9306262-04
Analyst : TM
Supervisor : CP
Dilution Factor : 1.0
Conc. Units : ug/L

CAS No.	COMPOUND NAME	REPORTING LIMIT	AMOUNT DETECTED	Q
75-71-8	Dichlorodifluoromethane	1.0	ND	U
74-87-3	Chloromethane	1.0	ND	U
75-01-4	Vinyl chloride	.50	ND	U
74-83-9	Bromomethane	.50	ND	U
75-00-3	Chloroethane	.50	ND	U
75-69-4	Trichlorofluoromethane	.50	ND	U
76-13-1	Trichlorotrifluoroethane	.50	ND	U
75-35-4	1,1-Dichloroethene	.50	ND	U
75-09-2	Methylene chloride	1.0	1.8	U
156-60-5	trans-1,2-Dichloroethene	.50	ND	U
75-34-3	1,1-Dichloroethane	.50	ND	U
156-59-2	cis-1,2-Dichloroethene	.50	ND	U
67-66-3	Chloroform	.50	ND	U
71-55-6	1,1,1-Trichloroethane	.50	ND	U
56-23-5	Carbon tetrachloride	.50	ND	U
107-06-2	1,2-Dichloroethane	.50	ND	U
79-01-6	Trichloroethene	.50	ND	U
78-87-5	1,2-Dichloropropane	.50	ND	U
75-27-4	Bromodichloromethane	.50	ND	U
110-75-8	2-Chloroethylvinylether	1.0	ND	U
10061-01-5	cis-1,3-Dichloropropene	.50	ND	U
10061-02-6	trans-1,3-Dichloropropene	.50	ND	U
79-00-5	1,1,2-Trichloroethane	.50	ND	U
127-18-4	Tetrachloroethene	.50	ND	U
124-48-1	Dibromochloromethane	.50	ND	U
108-90-7	Chlorobenzene	.50	ND	U
75-25-2	Bromoform	.50	ND	U
79-34-5	1,1,2,2-Tetrachloroethane	.50	ND	U
541-73-1	1,3-Dichlorobenzene	1.0	ND	U
106-46-7	1,4-Dichlorobenzene	1.0	ND	U
95-50-1	1,2-Dichlorobenzene	1.0	ND	U

ORGANIC ANALYSIS DATA SHEET -- EPA METHOD 8010
 ANAMETRIX, INC. (408)432-8192

Project ID : 204-6852
 Sample ID : DUP
 Matrix : WATER
 Date Sampled : 6/17/93
 Date Analyzed : 6/23/93
 Instrument ID : HP24

Anamatrix ID : 9306262-05
 Analyst : TM
 Supervisor : CP
 Dilution Factor : 1.0
 Conc. Units : ug/L

CAS No.	COMPOUND NAME	REPORTING LIMIT	AMOUNT DETECTED	Q
75-71-8	Dichlorodifluoromethane	1.0	ND	U
74-87-3	Chloromethane	1.0	ND	U
75-01-4	Vinyl chloride	.50	ND	U
74-83-9	Bromomethane	.50	ND	U
75-00-3	Chloroethane	.50	ND	U
75-69-4	Trichlorofluoromethane	.50	ND	U
76-13-1	Trichlorotrifluoroethane	.50	ND	U
75-35-4	1,1-Dichloroethene	.50	ND	U
75-09-2	Methylene chloride	1.0	2.6	U
156-60-5	trans-1,2-Dichloroethene	.50	ND	U
75-34-3	1,1-Dichloroethane	.50	ND	U
156-59-2	cis-1,2-Dichloroethene	.50	ND	U
67-66-3	Chloroform	.50	ND	U
71-55-6	1,1,1-Trichloroethane	.50	ND	U
56-23-5	Carbon tetrachloride	.50	ND	U
107-06-2	1,2-Dichloroethane	.50	36.	U
79-01-6	Trichloroethene	.50	ND	U
78-87-5	1,2-Dichloropropane	.50	ND	U
75-27-4	Bromodichloromethane	.50	ND	U
110-75-8	2-Chloroethylvinylether	1.0	ND	U
10061-01-5	cis-1,3-Dichloropropene	.50	ND	U
10061-02-6	trans-1,3-Dichloropropene	.50	ND	U
79-00-5	1,1,2-Trichloroethane	.50	ND	U
127-18-4	Tetrachloroethene	.50	ND	U
124-48-1	Dibromochloromethane	.50	ND	U
108-90-7	Chlorobenzene	.50	ND	U
75-25-2	Bromoform	.50	ND	U
79-34-5	1,1,2,2-Tetrachloroethane	.50	ND	U
541-73-1	1,3-Dichlorobenzene	1.0	ND	U
106-46-7	1,4-Dichlorobenzene	1.0	ND	U
95-50-1	1,2-Dichlorobenzene	1.0	ND	U

ORGANIC ANALYSIS DATA SHEET -- EPA METHOD 8010
 ANAMETRIX, INC. (408)432-8192

Project ID : 204-68
 Sample ID : BLK623
 Matrix : WATER
 Date Sampled : 0/ 0/ 0
 Date Analyzed : 6/23/93
 Instrument ID : HP24

Anamatrix ID : 24B0623H01
 Analyst : JTM
 Supervisor : CP
 Dilution Factor : 1.0
 Conc. Units : ug/L

CAS No.	COMPOUND NAME	REPORTING LIMIT	AMOUNT DETECTED	Q
75-71-8	Dichlorodifluoromethane	1.0	ND	U
74-87-3	Chloromethane	1.0	ND	U
75-01-4	Vinyl chloride	.50	ND	U
74-83-9	Bromomethane	.50	ND	U
75-00-3	Chloroethane	.50	ND	U
75-69-4	Trichlorofluoromethane	.50	ND	U
76-13-1	Trichlorotrifluoroethane	.50	ND	U
75-35-4	1,1-Dichloroethene	.50	ND	U
75-09-2	Methylene chloride	1.0	ND	U
156-60-5	trans-1,2-Dichloroethene	.50	ND	U
75-34-3	1,1-Dichloroethane	.50	ND	U
156-59-2	cis-1,2-Dichloroethene	.50	ND	U
67-66-3	Chloroform	.50	ND	U
71-55-6	1,1,1-Trichloroethane	.50	ND	U
56-23-5	Carbon tetrachloride	.50	ND	U
107-06-2	1,2-Dichloroethane	.50	ND	U
79-01-6	Trichloroethene	.50	ND	U
78-87-5	1,2-Dichloropropane	.50	ND	U
75-27-4	Bromodichloromethane	.50	ND	U
110-75-8	2-Chloroethylvinylether	1.0	ND	U
10061-01-5	cis-1,3-Dichloropropene	.50	ND	U
10061-02-6	trans-1,3-Dichloropropene	.50	ND	U
79-00-5	1,1,2-Trichloroethane	.50	ND	U
127-18-4	Tetrachloroethene	.50	ND	U
124-48-1	Dibromochloromethane	.50	ND	U
108-90-7	Chlorobenzene	.50	ND	U
75-25-2	Bromoform	.50	ND	U
79-34-5	1,1,2,2-Tetrachloroethane	.50	ND	U
541-73-1	1,3-Dichlorobenzene	1.0	ND	U
106-46-7	1,4-Dichlorobenzene	1.0	ND	U
95-50-1	1,2-Dichlorobenzene	1.0	ND	U

SURROGATE RECOVERY SUMMARY -- EPA METHOD 8010
ANAMETRIX, INC. (408)432-8192

Project ID : 204-6852
Matrix : LIQUID

Anamatrix ID : 9306262
Analyst : TM
Supervisor : CP

	SAMPLE ID	SU1	SU2	SU3
1	BLK623	105		
2	MW-1	102		
3	MW-2	108		
4	MW-3	102		
5	TB	94		
6	DUP	99		
7				
8				
9				
10				
11				
12				
13				
14				
15				
16				
17				
18				
19				
20				
21				
22				
23				
24				
25				
26				
27				
28				
29				
30				

QC LIMITS

SU1 = Chlorofluorobenzene (51-136)

* Values outside of Anamatrix QC limits

LABORATORY CONTROL SAMPLE
 EPA METHOD 601/8010
 ANAMETRIX, INC. (408)432-8192

Project/Case : LABORATORY CONTROL SAMPLE
 Matrix : WATER
 SDG/Batch : N/A
 Date analyzed : 06/23/93

Anamatrix I.D. : W0062393
 Analyst : *CPTM*
 Supervisor : *CPTM*
 Instrument I.D.: HP24

COMPOUND	SPIKE AMOUNT (ug/L)	AMOUNT RECOVERED (ug/L)	PERCENT RECOVERY	%RECOVERY LIMITS
FREON 113	10	8.7	87%	34 - 128
1,1-DICHLOROETHENE	10	9.0	90%	63 - 133
trans-1,2-DICHLOROETHENE	10	9.6	96%	55 - 145
1,1-DICHLOROETHANE	10	10.7	107%	49 - 121
cis-1,2-DICHLOROETHENE	10	9.5	95%	66 - 168
1,1,1-TRICHLOROETHANE	10	9.9	99%	72 - 143
TRICHLOROETHENE	10	10.3	103%	63 - 147
TETRACHLOROETHENE	10	10.3	103%	60 - 133
CHLOROBENZENE	10	10.6	106%	70 - 148
1,3-DICHLOROBENZENE	10	10.3	103%	49 - 139
1,4-DICHLOROBENZENE	10	10.3	103%	70 - 133
1,2-DICHLOROBENZENE	10	10.5	105%	69 - 140

* Limits based on data generated by Anamatrix, Inc., August, 1992.

REPORT SUMMARY
ANAMETRIX, INC. (408)432-8192

MR. JIM KELLER
BLAINE TECH
985 TIMOTHY STREET
SAN JOSE, CA 95133

Workorder # : 9306262
Date Received : 06/18/93
Project ID : 204-6852-1404
Purchase Order: MOH-B813
Department : GC
Sub-Department: TPH

SAMPLE INFORMATION:

ANAMETRIX SAMPLE ID	CLIENT SAMPLE ID	MATRIX	DATE SAMPLED	METHOD
9306262- 1	MW-1	WATER	06/17/93	TPHgBTEX
9306262- 2	MW-2	WATER	06/17/93	TPHgBTEX
9306262- 3	MW-3	WATER	06/17/93	TPHgBTEX
9306262- 4	TB	WATER	06/17/93	TPHgBTEX
9306262- 5	DUP	WATER	06/17/93	TPHgBTEX

REPORT SUMMARY
ANAMETRIX, INC. (408)432-8192

MR. JIM KELLER
BLAINE TECH
985 TIMOTHY STREET
SAN JOSE, CA 95133

Workorder # : 9306262
Date Received : 06/18/93
Project ID : 204-6852-1404
Purchase Order: MOH-B813
Department : GC
Sub-Department: TPH

QA/QC SUMMARY :

- No QA/QC problems encountered for these samples.

Cheryl Belmer 7/2/93
Department Supervisor Date

Lina Sher 7/2/93
Chemist Date

ANALYSIS DATA SHEET - TOTAL PETROLEUM HYDROCARBONS
(GASOLINE WITH BTEX)
ANAMETRIX, INC. - (408) 432-8192

Anametrix W.O.: 9306262
Matrix : WATER
Date Sampled : 06/17/93

Project Number : 204-6852-1404
Date Released : 07/02/93

Reporting Limit	Sample I.D.# MW-1	Sample I.D.# MW-2	Sample I.D.# MW-3	Sample I.D.# TB	Sample I.D.# DUP	
COMPOUNDS (ug/L)	-01	-02	-03	-04	-05	
Benzene	0.5	340	34000	94	ND	28000
Toluene	0.5	120	15000	140	ND	14000
Ethylbenzene	0.5	120	3200	82	ND	2700
Total Xylenes	0.5	440	11000	150	ND	10000
TPH as Gasoline	50	1600	65000	4000	ND	62000
% Surrogate Recovery	111%	133%	110%	111%	129%	
Instrument I.D.	HP21	HP21	HP21	HP21	HP21	
Date Analyzed	06/29/93	06/29/93	06/25/93	06/25/93	06/29/93	
RLMF	10	500	25	1	500	

- ND - Not detected at or above the practical quantitation limit for the method.
- TPHg - Total Petroleum Hydrocarbons as gasoline is determined by GCFID using modified EPA Method 8015 following sample purge and trap by EPA Method 5030.
- BTEX - Benzene, Toluene, Ethylbenzene, and Total Xylenes are determined by modified EPA Method 8020 following sample purge and trap by EPA Method 5030.
- RLMF - Reporting Limit Multiplication Factor.

Anametrix control limits for surrogate p-Bromofluorobenzene recovery are 61-139%.

All testing procedures follow California Department of Health Services (Cal-DHS) approved methods.

Linda Sher 7/2/93
Analyst Date

Cheryl Balmer 7/2/93
Supervisor Date

ANALYSIS DATA SHEET - TOTAL PETROLEUM HYDROCARBONS
(GASOLINE WITH BTEX)
ANAMETRIX, INC. - (408) 432-8192

Anamatrix W.O.: 9306262
Matrix : WATER
Date Sampled : N/A

Project Number : 204-6852-1404
Date Released : 07/02/93

	Reporting Limit	Sample I.D.# BU2501E3	Sample I.D.# BU2801E3	Sample I.D.# BU2901E3
COMPOUNDS	(ug/L)	BLANK	BLANK	BLANK
Benzene	0.5	ND	ND	ND
Toluene	0.5	ND	ND	ND
Ethylbenzene	0.5	ND	ND	ND
Total Xylenes	0.5	ND	ND	ND
TPH as Gasoline	50	ND	ND	ND
% Surrogate Recovery		101%	105%	94%
Instrument I.D.		HP21	HP21	HP21
Date Analyzed		06/25/93	06/28/93	06/29/93
RLMF		1	1	1

- ND - Not detected at or above the practical quantitation limit for the method.
- TPHg - Total Petroleum Hydrocarbons as gasoline is determined by GCFID using modified EPA Method 8015 following sample purge and trap by EPA Method 5030.
- BTEX - Benzene, Toluene, Ethylbenzene, and Total Xylenes are determined by modified EPA Method 8020 following sample purge and trap by EPA Method 5030.
- RLMF - Reporting Limit Multiplication Factor.

Anamatrix control limits for surrogate p-Bromofluorobenzene recovery are 61-139%.

All testing procedures follow California Department of Health Services (Cal-DHS) approved methods.

Luna Sher 7/2/93
Analyst Date

Cheryl Belman 7/2/93
Supervisor Date

TOTAL VOLATILE HYDROCARBON LABORATORY CONTROL SAMPLE REPORT
 EPA METHOD 5030 WITH GC/PID
 ANAMETRIX, INC. (408) 432-8192

Sample I.D. : LAB CONTROL SAMPLE
 Matrix : WATER
 Date Sampled : N/A
 Date Analyzed : 06/25/93

Anamatrix I.D. : MU2502E1
 Analyst : *IS*
 Supervisor : *CS*
 Date Released : 07/02/93
 Instrument I.D.: HP21

COMPOUND	SPIKE AMT. (ug/L)	LCS (ug/L)	REC LCS	%REC LIMITS
Benzene	20.0	22.7	114%	52-133
Toluene	20.0	25.0	125%	57-136
Ethylbenzene	20.0	25.4	127%	56-139
TOTAL Xylenes	20.0	24.7	123%	61-139
P-BFB			108%	61-139

* Limits established by Anamatrix, Inc.

BTEX LABORATORY CONTROL SAMPLE REPORT
 EPA METHOD 5030 WITH GC/PID
 ANAMETRIX, INC. (408) 432-8192

Sample I.D. : LAB CONTROL SAMPLE Anamatrix I.D.: MU2801E3
 Matrix : WATER Analyst : IS
 Date Sampled : N/A Supervisor : cy
 Date Analyzed : 06/28/93 Date Released : 07/01/93
 Instrument ID : HP21

COMPOUND	SPIKE AMT. (ug/L)	LCS (ug/L)	REC LCS	%REC LIMITS
Benzene	20.0	20.8	104%	52-133
Toluene	20.0	23.4	117%	57-136
Ethylbenzene	20.0	23.7	119%	56-139
TOTAL Xylenes	20.0	23.1	116%	56-141
P-BFB			112%	61-139

* Limits established by Anamatrix, Inc.

TOTAL VOLATILE HYDROCARBON LABORATORY CONTROL SAMPLE REPORT
 EPA METHOD 5030 WITH GC/FID
 ANAMETRIX, INC. (408) 432-8192

Sample I.D. : LAB CONTROL SAMPLE
 Matrix : WATER
 Date Sampled : N/A
 Date Analyzed : 06/30/93

Anamatrix I.D. : MU2903E1
 Analyst : IS
 Supervisor : US
 Date Released : 07/02/93
 Instrument I.D.: HP21

COMPOUND	SPIKE AMT. (ug/L)	REC LCS (ug/L)	%REC LCS	% REC LIMITS
GASOLINE	500	520	104%	67-127
p-BFB			111%	61-139

* Quality control established by Anamatrix, Inc.