



revised
5/14/92
LDP 166

~~April 20, 1992~~

Mr. Scott Seery
Alameda County Department
of Environmental Health
Hazardous Materials Division
80 Swan Way, Room 200
Oakland, California 94621-1426

Re: Shell Service Station
WIC #204-6852-1404
1784 150th Avenue
San Leandro, California 94578
WA Job #81-422-01

Dear Mr. Seery:

This letter describes recently completed and anticipated activities at the Shell service station referenced above (Figure 1). This status report satisfies the quarterly reporting requirements prescribed by California Administrative Code Title 23 Waters, Chapter 3, Subchapter 16, Article 5, Section 265.d. Included below are descriptions and results of activities performed in the first quarter 1992, and proposed work for the second quarter 1992.

First Quarter 1992 Activities

- Weiss Associates installed ground water monitoring wells MW-2 and MW-3 to assess ground water quality down gradient of the tanks and upgradient of the site, respectively.
- EMCON Associates of San Jose, California measured ground water depths and collected samples from the three site wells. EMCON's report describing these activities and analytic results for ground water is included as Attachment A.
- Weiss Associates (WA) used EMCON's ground water depth measurements and ground water elevations to prepare a ground water elevation contour map (Figure 2).

Anticipated Second Quarter 1992 Activities

During the second quarter 1992 WA will submit a report presenting the results of ground water sampling and ground water depth measurements. The report will include tabulated

Mr. Scott Seery
April 29, 1992


2

Weiss Associates



chemical analytic results, a ground water elevation contour map and previous ground water elevation contour maps.

Please call if you have any questions.



Sincerely,
Weiss Associates

Jeni C. Martin
Staff Geologist

Joseph P. Theisen
Senior Hydrogeologist

JCM/JPT:fer

E:\ALL\SHELL\400\422QMAP2.WP

Attachments: Figures
A - EMCON Associates' Ground Water Monitoring Report

cc: Kurt Miller, Shell Oil Company, P.O. Box 5278, Concord, California 94520-9998
Lester Feldman, California Regional Water Quality Control Board - San Francisco Bay
Region, 1800 Harrison Street, Oakland, California 94612

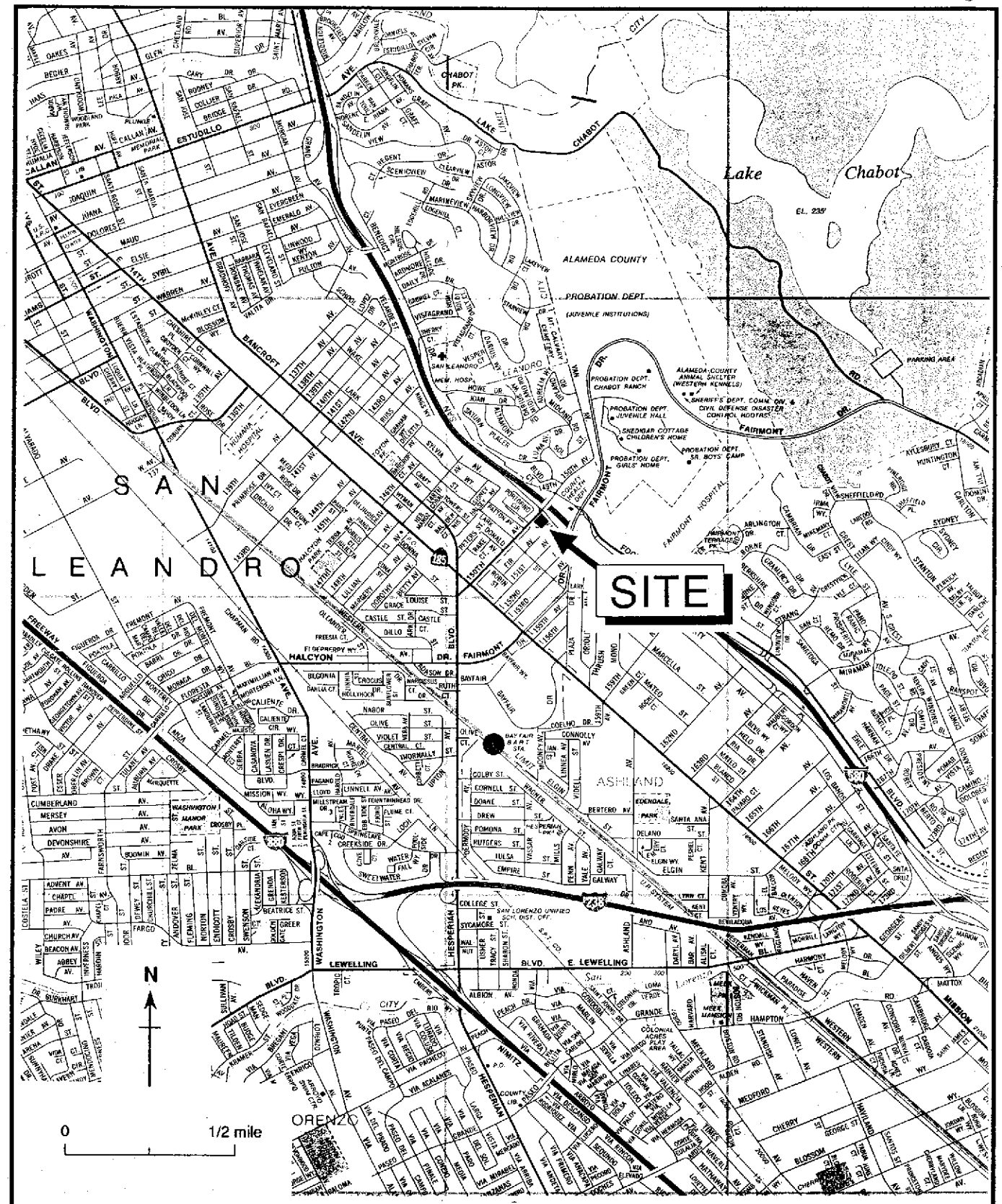


Figure 1. Site Location Map - Shell Service Station WIC #204-6852-1404, 1784 150th Avenue, San Leandro, California

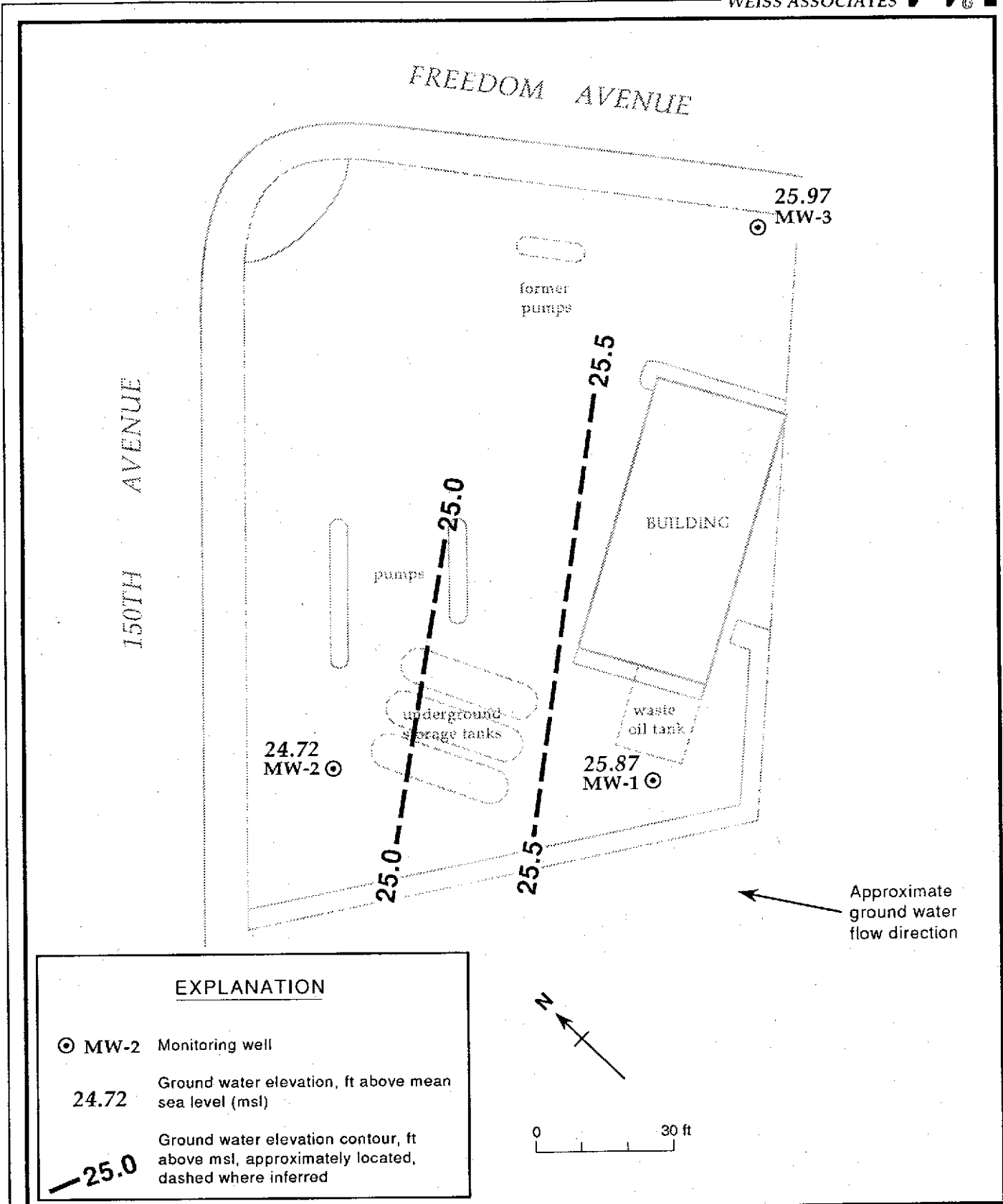


Figure 2. Monitoring Well Locations and Ground Water Elevations - 1, 1992 - Shell Service Station WIC #204-6852-1404, 1784 150th Avenue, San Leandro, California

ATTACHMENT A
GROUND WATER MONITORING REPORT AND ANALYTIC REPORT



EMCON
ASSOCIATES

Consultants in Wastes
Management and
Environmental Control

March 23, 1992
Project: G67-36.01
WIC#: 204-6852-1404

Mr. David Elias
Weiss Associates
5500 Shellmound Street
Emeryville, California 94608-2411

Re: First quarter 1992 ground-water monitoring report, Shell Oil
Company, 1784 150th Avenue, San Leandro, California

Dear Mr. Elias:

This letter presents the results of the first quarter 1992 ground-water monitoring event for the Shell Oil Company (Shell) service station located at 1784 150th Avenue, San Leandro, California. First quarter monitoring was conducted on March 1, 1992. The site is monitored quarterly.

GROUND-WATER LEVEL SURVEY

A water-level survey preceded the purging and sampling of the monitoring wells. The wells included in the survey are identified in figure 1 (supplied by Weiss Associates). During the survey, wells MW-1 through MW-3 were measured for depth to water, floating product thickness, and total depth. Depth to water and floating product thickness were measured to the nearest 0.01 foot with an oil/water interface probe. No floating product was observed in any wells. Total depth was measured to the nearest 0.1 foot. Results of the first quarter water-level survey, and available data from four previous surveys, are summarized in table 1.

SAMPLING AND ANALYSIS

Ground-water samples were collected from wells MW-1 through MW-3 on March 1, 1992. Prior to sample collection, the wells were purged with an electric submersible pump (wells MW-1 and MW-2) or a polyvinyl chloride (PVC) bailer (well MW-3). During the purging operation, ground water was monitored for pH, electrical conductivity, and temperature as a function of volume of water removed. Purging continued until these parameters were stable and a minimum of three casing volumes of ground water were removed. Field measurements from first quarter monitoring, and available data from four previous monitoring events, are summarized in table 1. Purge water from the monitoring wells was contained in 55-

G673601A.DOC



gallon drums. The drums were identified with Shell-approved labels and secured for on-site storage.

Ground water samples were collected with a Teflon® bailer, labeled, placed on ice, and transported to a Shell-approved and state-certified analytical laboratory for analysis. Shell chain-of-custody documents accompanied all samples to the laboratory.

All equipment that was placed down a well or that came in contact with ground water was steam cleaned on site with steaming hot deionized water prior to use at each well.

Quality control (QC) samples for first quarter monitoring included a trip blank (TB). All ground water samples collected during first quarter monitoring were analyzed for total petroleum hydrocarbons (TPH) as gasoline; benzene, toluene, ethylbenzene, and total xylenes (BTEX); TPH as diesel; and volatile organic compounds (VOCs) by U.S. Environmental Protection Agency (EPA) method 601. The trip blank was analyzed for TPH as gasoline and BTEX only.

ANALYTICAL RESULTS

Analytical results for the first quarter 1992 monitoring event, and available results from four previous monitoring events, are summarized in table 2 (hydrocarbon results) and table 3 (VOC results). The original certified analytical report and a copy of the final chain-of-custody document are attached.

Note that the trip blank from the first quarter 1992 monitoring event contained 0.0006 parts per million (ppm) toluene and 0.0009 ppm total xylenes. EMCON Associates questioned National Environmental Testing, Inc. (NET) about these results. Linda DeMartino of NET confirmed the results on March 23, 1992, and stated that a highly contaminated sample was analyzed just prior to the analysis of the trip blank for this site. NET believes cross-contamination between sample analyses was responsible for these anomalous results.

Mr. David Elias
March 23, 1992
Page 3

Project G67-36.01
WIC# 204-6852-1404


If you have any questions, please call.

Very truly yours,

EMCON Associates



David Larsen
Environmental Sampling Coordinator



Orrin Childs
Environmental Sampling Supervisor

DL/OC:dl

Attachments: Table 1 - Monitoring well field measurement data
Table 2 - Summary of analytical results (hydrocarbons)
Table 3 - Summary of analytical results (VOCs)
Figure 1 - Site map
Certified analytical report
Chain-of-custody document

Table 1
Monitoring Well Field Measurement Data
First Quarter 1992

Shell Station: 1784 150th Avenue
San Leandro, California
WIC #: 204-6852-1404

Date: 03/24/92
Project Number: G67-36.01

Well Designation	Water Level Field Date	TOC Elevation (ft-MSL)	Depth to Water (feet)	Ground-water Elevation (ft-MSL)	Total Well Depth (feet)	Floating Product Thickness (feet)	Water Sample Field Date	pH (std. units)	Electrical Conductivity (micromhos/cm)	Temperature (degrees F)	Turbidity (NTU)
MW-1	12/18/90	49.13	27.41	21.72	NR	NR	12/18/90	NR	NR	NR	NR
MW-1	03/07/91	49.13	25.79	23.34	NR	NR	03/07/91	NR	NR	NR	NR
MW-1	06/07/91	49.13	25.64	23.49	NR	NR	06/07/91	NR	NR	NR	NR
MW-1	09/17/91	49.13	27.54	21.59	NR	NR	09/17/91	NR	NR	NR	NR
MW-1	03/01/92	49.13	23.26	25.87	44.6	ND	03/01/92	7.20	1490	62.8	6.0
MW-2	03/01/92	45.83	21.11	24.72	44.4	ND	03/01/92	7.00	1718	63.9	30
MW-3	03/01/92	51.97	26.00	25.97	41.6	ND	03/01/92	6.79	1540	66.6	>200

TOC = top of casing
ft-MSL = elevation in feet, relative to mean sea level
std. units = standard pH units
micromhos/cm = micromhos per centimeter
degrees F = degrees Fahrenheit
NTU = nephelometric turbidity units
NR = not reported; data not available
ND = none detected

Table 2
 Summary of Analytical Results
 First Quarter 1992
 milligrams per liter (mg/l) or parts per million (ppm)

Shell Station: 1784 150th Avenue
 San Leandro, California
 WIC #: 204-8852-1404

Date: 03/24/92
 Project Number: 667 36 01

Sample Designation	Water Sample Field Date	TPH-g (mg/l)	Benzene (mg/l)	Toluene (mg/l)	Ethyl-benzene (mg/l)	Total Xylenes (mg/l)	TPH-d (mg/l)	TOG (mg/l)
MW-1	12/18/90	0.48	0.054	0.0017	0.0033	0.0037	<0.05	<10
MW-1	03/07/91	0.08	0.026	<0.0005	0.0012	<0.0015	<0.05	NA
MW-1	06/07/91	0.51	0.130	0.0038	0.0061	0.011	<0.05	NA
MW-1	09/17/91	0.33	0.067	<0.0005	0.0030	0.0022	0.128	NA
MW-1	03/01/92	<0.05	<0.0005	<0.0005	<0.0005	<0.0005	<0.05	NA
MW-2	2/24/92	17	6.2	1.6	0.55	1.9	2.7	
MW-2	03/01/92	86.	30.	34.	2.3	16.	1.0*	NA
MW-3	2/24/92	4.5	0.07	ND	ND	0.02	1.3	
MW-3	03/01/92	2.2	0.069	<0.0005	<0.0005	<0.0005	0.44	NA
TB	12/18/90	<0.05	<0.0005	<0.0005	<0.0005	<0.0005	NA	NA
TB	03/07/91	<0.05	<0.0005	<0.0005	<0.0005	<0.0005	NA	NA
TB	06/07/91	<0.05	<0.0005	<0.0005	<0.0005	<0.0005	NA	NA
TB	09/17/91	<0.05	<0.0005	<0.0005	<0.0005	<0.0005	NA	NA
TB	03/01/92	<0.05	<0.0005	0.0006	<0.0005	0.0009	NA	NA

TPH-g = total petroleum hydrocarbons as gasoline
 TPH-d = total petroleum hydrocarbons as diesel
 TOG = total oil and grease by SM 5520 B&F
 NA = not analyzed
 & = result is due to a non-diesel hydrocarbon compound
 * = Diesel result is due to a petroleum hydrocarbon that is lighter than diesel

Table 3
 Summary of Analytical Results
 Volatile Organic Compounds by EPA Method 601
 First Quarter 1992
 milligrams per liter (mg/l) or parts per million (ppm):

Shell Station: 1784 150th Avenue
 San Leandro, California
 WIC #: 204-6852-1404

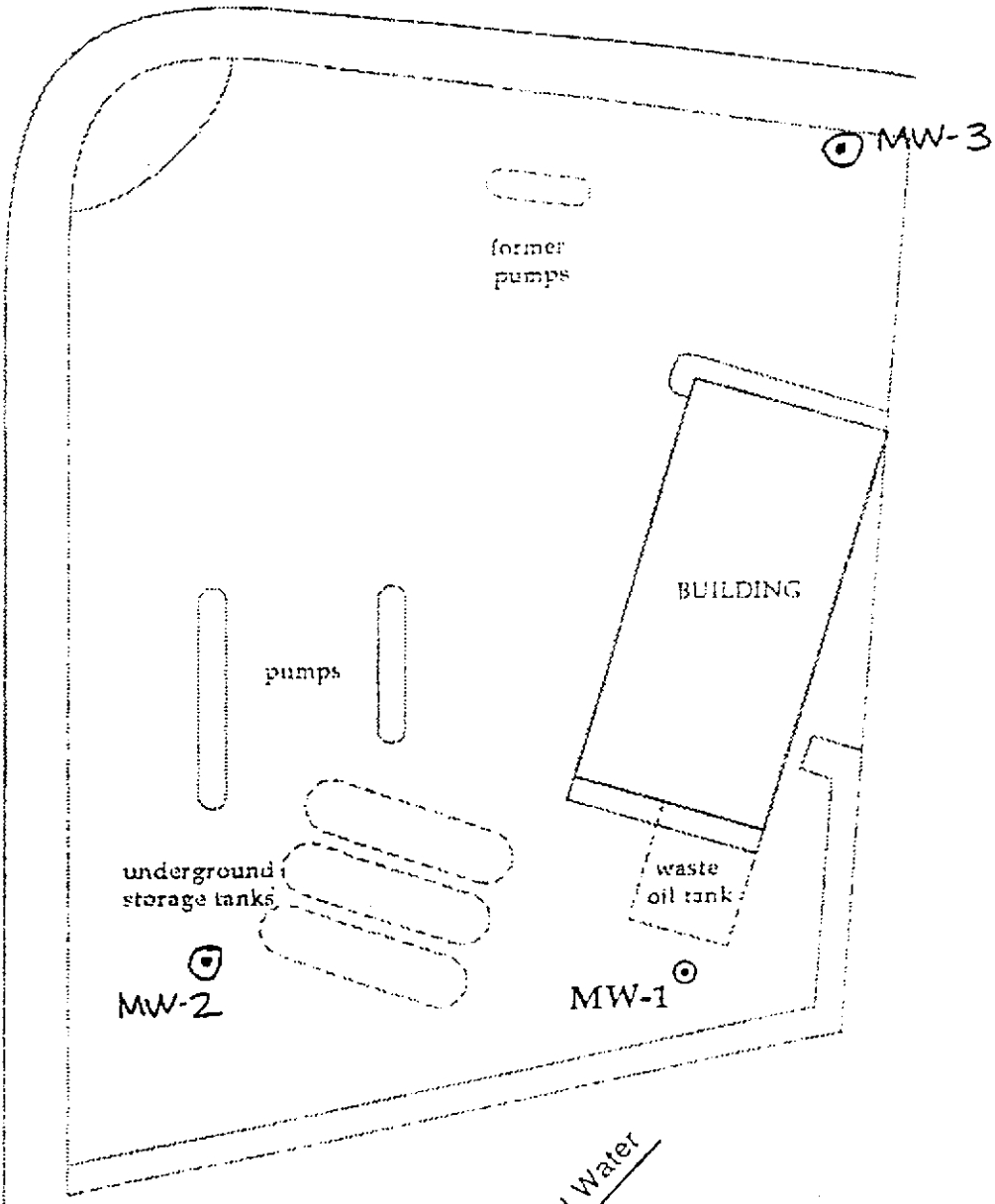
Date: 03/24/92
 Project Number: G67-36.01

Sample Designation	Water Sample Field Date	C12DCA	
		(mg/l)	
MW-1	12/18/90	0.0053	
MW-1	03/07/91	0.0067	
MW-1	06/07/91	0.0079	
MW-1	09/17/91	0.0060	
MW-1	03/01/92	0.003	3.0 ppb
MW-2	03/01/92	0.082	82
MW-3	03/01/92	0.013	13

C12DCA = 1,2-Dichloroethane
 1,2-DC4
 MCL (22CCR)
 0.5 ppb

FREEDOM AVENUE

150TH AVENUE



EXPLANATION

- ⊙ MW-1 Monitoring well
- △ Proposed monitoring well

(Supplied by Weiss Associates)

Figure 1: Ground-water monitoring well locations
 1784 150th Street, San Leandro, CA
 Shell Service Station WIS# 204-6852-1404



NATIONAL
ENVIRONMENTAL
TESTING, INC.®

NET Pacific, Inc.
435 Tesconi Circle
Santa Rosa, CA 95401
Tel: (707) 526-7200
Fax: (707) 526-9623

David Larson
EMCON Assoc.
1938 Junction Ave.
San Jose, CA 95131

Date: 03/12/1992
NET Client Acct. No: 1822
NET Pacific Log No: 92.1076
Received: 03/03/1992
REVISED: 03-23-92

Client Reference Information

Shell, 1784 150th Ave., San Leandro, 204-6852-1404

Sample analysis in support of the project referenced above has been completed and results are presented on following pages. Please refer to the enclosed "Key to Abbreviations" for definition of terms. Should you have questions regarding procedures or results, please feel welcome to contact Client Services.

Approved by:


Jules Skamarack
Laboratory Manager

Enclosure(s)

EMCON ASSOCIATES

MAR 27 1992

RECEIVED



Client Acct: 1822
 Client Name: EMCON Assoc.
 NET Log No: 92.1076

Date: 03/12/1992
 Page: 2

NET Pacific, Inc

Ref: Shell, 1784 150th Ave., San Leandro, 204-6852-1404

SAMPLE DESCRIPTION: MW-1
 Date Taken: 03/01/1992
 Time Taken:
 LAB Job No: (-115184)

Parameter	Method	Reporting Limit	Results	Units
TPH (Gas/BTXE,Liquid)			--	
METHOD 5030 (GC,FID)				
DATE ANALYZED			03-04-92	
DILUTION FACTOR*			1	
as Gasoline	5030	0.05	ND	mg/L
METHOD 8020 (GC,Liquid)			--	
DATE ANALYZED			03-04-92	
DILUTION FACTOR*			1	
Benzene	8020	0.0005	ND	mg/L
Ethylbenzene	8020	0.0005	ND	mg/L
Toluene	8020	0.0005	ND	mg/L
Xylenes (Total)	8020	0.0005	ND	mg/L
SURROGATE RESULTS			--	
Bromofluorobenzene	5030		81	% Rec.
METHOD 3510 (GC,FID)				
DILUTION FACTOR*			1	
DATE EXTRACTED			03-03-92	
DATE ANALYZED			03-04-92	
as Diesel	3510	0.05	ND	mg/L



NET Pacific, Inc

Client Acct: 1822
Client Name: EMCON Assoc.
NET Log No: 92.1076

Date: 03/12/1992
Page: 3

Ref: Shell, 1784 150th Ave., San Leandro, 204-6852-1404

SAMPLE DESCRIPTION: MW-1
Date Taken: 03/01/1992
Time Taken:
LAB Job No: (-115184)

Parameter	Method	Reporting Limit	Results	Units
METHOD 601 (GC,Liquid)				
DATE ANALYZED			03-04-92	
DILUTION FACTOR*			1	
Bromodichloromethane	601	0.0004	ND	mg/L
Bromoform	601	0.0004	ND	mg/L
Bromomethane	601	0.0004	ND	mg/L
Carbon tetrachloride	601	0.0004	ND	mg/L
Chlorobenzene	601	0.0004	ND	mg/L
Chloroethane	601	0.0004	ND	mg/L
2-Chloroethylvinyl ether	601	0.001	ND	mg/L
Chloroform	601	0.0004	ND	mg/L
Chloromethane	601	0.0004	ND	mg/L
Dibromochloromethane	601	0.0004	ND	mg/L
1,2-Dichlorobenzene	601	0.0004	ND	mg/L
1,3-Dichlorobenzene	601	0.0004	ND	mg/L
1,4-Dichlorobenzene	601	0.0004	ND	mg/L
Dichlorodifluoromethane	601	0.0004	ND	mg/L
1,1-Dichloroethane	601	0.0004	ND	mg/L
1,2-Dichloroethane	601	0.0004	0.003	mg/L
1,1-Dichloroethene	601	0.0004	ND	mg/L
trans-1,2-Dichloroethene	601	0.0004	ND	mg/L
1,2-Dichloropropane	601	0.0004	ND	mg/L
cis-1,3-Dichloropropene	601	0.0004	ND	mg/L
trans-1,3-Dichloropropene	601	0.0004	ND	mg/L
Methylene chloride	601	0.010	ND	mg/L
1,1,2,2-Tetrachloroethane	601	0.0004	ND	mg/L
Tetrachloroethene	601	0.0004	ND	mg/L
1,1,1-Trichloroethane	601	0.0004	ND	mg/L
1,1,2-Trichloroethane	601	0.0004	ND	mg/L
Trichloroethene	601	0.0004	ND	mg/L
Trichlorofluoromethane	601	0.0004	ND	mg/L
Vinyl chloride	601	0.0004	ND	mg/L
SURROGATE RESULTS				
1,4-Difluorobenzene	601		102	% Rec.
Bromochloromethane	601		99	% Rec.



Client Acct: 1822
 Client Name: EMCON Assoc.
 NET Log No: 92.1076

Date: 03/12/1992
 Page: 4

NET Pacific, Inc

Ref: Shell, 1784 150th Ave., San Leandro, 204-6852-1404

SAMPLE DESCRIPTION: MW-2
 Date Taken: 03/01/1992
 Time Taken:
 LAB Job No: (-115185)

Parameter	Method	Reporting Limit	Results	Units
TPH (Gas/BTXE,Liquid)			--	
METHOD 5030 (GC,FID)			--	
DATE ANALYZED			03-04-92	
DILUTION FACTOR*			100	
as Gasoline	5030	0.05	86	mg/L
METHOD 8020 (GC,Liquid)			--	
DATE ANALYZED			03-05-92	
DILUTION FACTOR*			1,000	
Benzene	8020	0.0005	30	mg/L
Ethylbenzene	8020	0.0005	2.3	mg/L
Toluene	8020	0.0005	34	mg/L
Xylenes (Total)	8020	0.0005	16	mg/L
SURROGATE RESULTS			--	
Bromofluorobenzene	5030		94	% Rec.
METHOD 3510 (GC,FID)				
DILUTION FACTOR*			1	
DATE EXTRACTED			03-03-92	
DATE ANALYZED			03-04-92	
as Diesel	3510	0.05	1.0 **	mg/L

** NOTE: Petroleum hydrocarbon as diesel result is due to a petroleum hydrocarbon that is lighter than diesel.



Client Acct: 1822
 Client Name: EMCON Assoc.
 NET Log No: 92.1076

Date: 03/12/1992
 Page: 5

NET Pacific, Inc

Ref: Shell, 1784 150th Ave., San Leandro, 204-6852-1404

SAMPLE DESCRIPTION: MW-2
 Date Taken: 03/01/1992
 Time Taken:
 LAB Job No: (-115185)

Parameter	Method	Reporting Limit	Results	Units
METHOD 601 (GC,Liquid)				
DATE ANALYZED			03-04-92	
DILUTION FACTOR*			1	
Bromodichloromethane	601	0.0004	ND	mg/L
Bromoform	601	0.0004	ND	mg/L
Bromomethane	601	0.0004	ND	mg/L
Carbon tetrachloride	601	0.0004	ND	mg/L
Chlorobenzene	601	0.0004	ND	mg/L
Chloroethane	601	0.0004	ND	mg/L
2-Chloroethylvinyl ether	601	0.001	ND	mg/L
Chloroform	601	0.0004	ND	mg/L
Chloromethane	601	0.0004	ND	mg/L
Dibromochloromethane	601	0.0004	ND	mg/L
1,2-Dichlorobenzene	601	0.0004	ND	mg/L
1,3-Dichlorobenzene	601	0.0004	ND	mg/L
1,4-Dichlorobenzene	601	0.0004	ND	mg/L
Dichlorodifluoromethane	601	0.0004	ND	mg/L
1,1-Dichloroethane	601	0.0004	ND	mg/L
1,2-Dichloroethane	601	0.0004	0.082	mg/L
1,1-Dichloroethene	601	0.0004	ND	mg/L
trans-1,2-Dichloroethene	601	0.0004	ND	mg/L
1,2-Dichloropropane	601	0.0004	ND	mg/L
cis-1,3-Dichloropropene	601	0.0004	ND	mg/L
trans-1,3-Dichloropropene	601	0.0004	ND	mg/L
Methylene chloride	601	0.010	ND	mg/L
1,1,2,2-Tetrachloroethane	601	0.0004	ND	mg/L
Tetrachloroethene	601	0.0004	ND	mg/L
1,1,1-Trichloroethane	601	0.0004	ND	mg/L
1,1,2-Trichloroethane	601	0.0004	ND	mg/L
Trichloroethene	601	0.0004	ND	mg/L
Trichlorofluoromethane	601	0.0004	ND	mg/L
Vinyl chloride	601	0.0004	ND	mg/L
SURROGATE RESULTS				
1,4-Difluorobenzene	601		NA	% Rec.
Bromochloromethane	601		97	% Rec.



NET Pacific, Inc

Client Acct: 1822
Client Name: EMCON Assoc.
NET Log No: 92.1076

Date: 03/12/1992
Page: 6

Ref: Shell, 1784 150th Ave., San Leandro, 204-6852-1404

SAMPLE DESCRIPTION: MW-3
Date Taken: 02/29/1992
Time Taken:
LAB Job No: (-115186)

Parameter	Method	Reporting Limit	Results	Units
TPH (Gas/BTXE,Liquid)			--	
METHOD 5030 (GC,FID)				
DATE ANALYZED			03-05-92	
DILUTION FACTOR*			10	
as Gasoline	5030	0.05	2.2	mg/L
METHOD 8020 (GC,Liquid)				
DATE ANALYZED			03-05-92	
DILUTION FACTOR*			10	
Benzene	8020	0.0005	0.069	mg/L
Ethylbenzene	8020	0.0005	ND	mg/L
Toluene	8020	0.0005	ND	mg/L
Xylenes (Total)	8020	0.0005	ND	mg/L
SURROGATE RESULTS				
Bromofluorobenzene	5030		81	% Rec.
METHOD 3510 (GC,FID)				
DILUTION FACTOR*			1	
DATE EXTRACTED			03-03-92	
DATE ANALYZED			03-04-92	
as Diesel	3510	0.05	0.44	mg/L



Client Acct: 1822
 Client Name: EMCON Assoc.
 NET Log No: 92.1076

Date: 03/12/1992
 Page: 7

NET Pacific, Inc

Ref: Shell, 1784 150th Ave., San Leandro, 204-6852-1404

SAMPLE DESCRIPTION: MW-3
 Date Taken: 02/29/1992
 Time Taken:
 LAB Job No: (-115186)

Parameter	Method	Reporting Limit	Results	Units
METHOD 601 (GC,Liquid)				
DATE ANALYZED			03-04-92	
DILUTION FACTOR*			1	
Bromodichloromethane	601	0.0004	ND	mg/L
Bromoform	601	0.0004	ND	mg/L
Bromomethane	601	0.0004	ND	mg/L
Carbon tetrachloride	601	0.0004	ND	mg/L
Chlorobenzene	601	0.0004	ND	mg/L
Chloroethane	601	0.0004	ND	mg/L
2-Chloroethylvinyl ether	601	0.001	ND	mg/L
Chloroform	601	0.0004	ND	mg/L
Chloromethane	601	0.0004	ND	mg/L
Dibromochloromethane	601	0.0004	ND	mg/L
1,2-Dichlorobenzene	601	0.0004	ND	mg/L
1,3-Dichlorobenzene	601	0.0004	ND	mg/L
1,4-Dichlorobenzene	601	0.0004	ND	mg/L
Dichlorodifluoromethane	601	0.0004	ND	mg/L
1,1-Dichloroethane	601	0.0004	ND	mg/L
1,2-Dichloroethane	601	0.0004	0.013	mg/L
1,1-Dichloroethene	601	0.0004	ND	mg/L
trans-1,2-Dichloroethene	601	0.0004	ND	mg/L
1,2-Dichloropropane	601	0.0004	ND	mg/L
cis-1,3-Dichloropropene	601	0.0004	ND	mg/L
trans-1,3-Dichloropropene	601	0.0004	ND	mg/L
Methylene chloride	601	0.010	ND	mg/L
1,1,2,2-Tetrachloroethane	601	0.0004	ND	mg/L
Tetrachloroethene	601	0.0004	ND	mg/L
1,1,1-Trichloroethane	601	0.0004	ND	mg/L
1,1,2-Trichloroethane	601	0.0004	ND	mg/L
Trichloroethene	601	0.0004	ND	mg/L
Trichlorofluoromethane	601	0.0004	ND	mg/L
Vinyl chloride	601	0.0004	ND	mg/L
SURROGATE RESULTS				
1,4-Difluorobenzene	601		NA	% Rec.
Bromochloromethane	601		99	% Rec.



Client Acct: 1822
 Client Name: EMCON Assoc.
 NET Log No: 92.1076

Date: 03/12/1992
 Page: 8

NET Pacific, Inc

Ref: Shell, 1784 150th Ave., San Leandro, 204-6852-1404

SAMPLE DESCRIPTION: Trip Blank
 Date Taken: 02/29/1992
 Time Taken:
 LAB Job No: (-115187)

Parameter	Method	Reporting Limit	Results	Units
TPH (Gas/BTXE,Liquid)			--	
METHOD 5030 (GC,FID)			--	
DATE ANALYZED			03-04-92	
DILUTION FACTOR*			1	
as Gasoline	5030	0.05	ND	mg/L
METHOD 8020 (GC,Liquid)			--	
DATE ANALYZED			03-04-92	
DILUTION FACTOR*			1	
Benzene	8020	0.0005	ND	mg/L
Ethylbenzene	8020	0.0005	ND	mg/L
Toluene	8020	0.0005	ND	mg/L
Xylenes (Total)	8020	0.0005	ND	mg/L
SURROGATE RESULTS			--	
Bromofluorobenzene	5030		83	% Rec.



Client Acct: 1822
 Client Name: EMCON Assoc.
 NET Log No: 92.1076

Date: 03/12/1992
 Page: 9

NET Pacific, Inc

Ref: Shell, 1784 150th Ave., San Leandro, 204-6852-1404

QUALITY CONTROL DATA

Parameter	Reporting Limits	Units	Cal Verf Stand % Recovery	Blank Data	Spike % Recovery	Duplicate Spike % Recovery	RPD
Diesel	0.05	mg/L	95	ND	98	97	<1
Gasoline	0.05	mg/L	99	ND	101	93	8.2
Benzene	0.0005	mg/L	97	ND	101	91	11
Toluene	0.0005	mg/L	94	ND	100	94	6.7
Gasoline	0.05	mg/L	101	ND	100	106	5.6
Benzene	0.0005	mg/L	91	ND	94	98	4.1
Toluene	0.0005	mg/L	86	ND	98	99	1.4

COMMENT: Blank Results were ND on other analytes tested.

QUALITY CONTROL DATA

Parameter	Reporting Limits	Units	Cal Verf Stand % Recovery	Blank Data	Spike % Recovery	Duplicate Spike % Recovery	RPD
Chlorobenzene	0.0004	mg/L	90	ND	100	102	2.5
1,1-Dichloroethene	0.0004	mg/L	116	ND	117	118	1.3
Trichloroethene	0.0004	mg/L	118	ND	117	118	<1

COMMENT: Blank Results were ND on other analytes tested.



Site Address: 1784 150th Avenue, San Leandro

Analysis Required

LAB: NET - Pacific

WIC#: 204-6852-1404
 Shell Engineer: Kurt Miller Phone No. (510) _____
 Fax #: 685-3853

Consultant Name & Address: 1938 Junction Ave.
EMCON Assoc. San Jose, CA 95131

Consultant Contact: David Larsen Phone No. (408) _____
 Fax #: 453-2269

Comments: 3-VOAs for G, BTEX 2-VOAs for TB
3-VOAs for 601/8010
2-Liters for Diesel

Sampled By: J Butera
 Printed Name: J Butera

CHECK ONE (1) BOX ONLY	CT/DT	TURN AROUND TIM
Quarterly Monitoring <input checked="" type="checkbox"/>	5461	24 hours <input type="checkbox"/>
Site Investigation <input type="checkbox"/>	5441	48 hours <input type="checkbox"/>
Soil for disposal <input type="checkbox"/>	5442	15 days <input checked="" type="checkbox"/> (Normal)
Water for disposal <input type="checkbox"/>	5443	Other <input type="checkbox"/>
Air Sample- Sys O&M <input type="checkbox"/>	5452	NOTE: Notify Lab as soon as possible of 24/48 hrs. TAT.
Water Sample - Sys O&M <input type="checkbox"/>	5453	
Other <input type="checkbox"/>		

Sample ID	Date	Soil	Water	Air	No. of conds.	TPH (EPA 8015 Mod. Gas)	TPH (EPA 8015 Mod. Diesel)	BTEX (EPA 8020/602)	Volatile Organics (EPA 8240)	Test for Disposal	VOCs by EPA 601/8010	Container Size	Preparation Used	Composite Y/N	MATERIAL DESCRIPTION	SAMPLE CONDITION/ COMMENTS
MW-1	3-1-92		X		8	X	X	X			X	40 ml	HCl	No		
MW-2	3-1-92				8	X	X	X			X					
MW-3	2-29-92				8	X	X	X			X					
TB					2	X		X								

(CUSTODY SIGNATURE) Steve Bennett 3/1/92
Steve Bennett 3/1/92

Relinquished By (signature): J Butera Printed name: J Butera Date: 3/2/92 Time: 1000
 Relinquished By (signature): Steve Bennett Printed name: Steve Bennett Date: 3/1/92 Time: 1900
 Relinquished By (signature): _____ Printed name: _____ Date: _____ Time: _____

Received (signature): Steve Bennett Printed name: Steve Bennett Date: 3/2/92 Time: 3:31
 Received (signature): _____ Printed name: _____ Date: _____ Time: _____
 Received (signature): Kelly Temple Printed name: Kelly Temple Date: 3/3/92 Time: 0800

THE LABORATORY MUST PROVIDE A COPY OF THIS CHAIN-OF-CUSTODY WITH INVOICE AND RESULTS