



Texaco Refining
and Marketing Inc

108 Cutting Boulevard
Richmond CA 94804

August 26, 1994

ST1D
1039

ENV - STUDIES, SURVEYS & REPORTS
Former Texaco Service Station
2225 Telegraph Avenue, Oakland, CA
EBMUD Account No. 315-18763

Ms. Molly Ong
East Bay Municipal Utility District
Source Control Division, M.S. 702
P.O. Box 24055, 375 11th Street,
Mail slot #702
Oakland, California 94623

Dear Ms. Ong:

Regarding the Self-Monitoring Report Summary dated July 31, 1994, for the subject site that was submitted to you on August 5, 1994 and also regarding your letter dated August 9, 1994 concerning that report, I am providing you with this letter designed to meet the Standard Provisions and Reporting Requirements.

Regarding the above-referenced report,

I certify under penalty of law that that document and all attachments were prepared under my direction or supervision in accordance with a system designed to assure that qualified personnel properly gather and evaluate the information submitted. Based on my inquiry of the person or persons who manage the system, or those persons directly responsible for gathering information, the information is, to the best of my knowledge and belief, true, accurate, and complete. I am aware that there are significant penalties for submitting false information, including the possibility of fine and imprisonment for knowing violations.

Any questions regarding this report may be directed to me at (510) 236-9139.

Best Regards,

Karen E. Petryna
Project Coordinator
Texaco Environmental Services

Ms. Molly Ong
August 26, 1994
Page 2

KEP:eg
P:\EG\KEPCVRS\2225POTW.CVR

cc: Mr. Thomas Peacock
Alameda County Environmental Health Department
80 Swan Way, Room 200
Oakland, CA 94621

Mr. Michael Faber - Exxon

RAOFile-UCPFile (w/enclosure)
RRZielinski (w/o enclosure)

PR RD



Texaco Refining
and Marketing Inc

108 Cutting Boulevard
Richmond CA 94804

ALCO
HABMAT
SWMS-8 FORM 26

August 5, 1994

STID 1039

ENV - STUDIES, SURVEYS & REPORTS
Former Texaco Service Station
2225 Telegraph Avenue, Oakland, CA

Ms. Molly Ong
East Bay Municipal Utility District
Source Control Division, M.S. 702
P.O. Box 24055, 375 11th Street,
Mail slot #702
Oakland, California 94623

Dear Ms. Ong:

Enclosed is the Self-Monitoring Report Summary dated July 31, 1994, for the subject site.

Any questions regarding this report may be directed to me at (510) 236-9139.

Best Regards,

Karen E. Petryna
Project Coordinator
Texaco Environmental Services

KEP:eg
P:\EG\KEPCVRS\2225POTW.CVR

Enclosure

cc: Mr. Thomas Peacock
Alameda County Environmental Health Department
80 Swan Way, Room 200
Oakland, CA 94621

Mr. Michael Faber - Exxon

RAOFile-UCPFile (w/enclosure)
RRZielinski (w/o enclosure)

PR RD

**EBMUD Permit Account No. 502-27801
SELF MONITORING REPORT SUMMARY**

Reporting Period: 01/01/94 TO 06/30/94
 Permittee: Texaco Environmental Services
 Site Name: Former Texaco Service Station
 Site Address: 2225 Telegraph Avenue, Oakland

Due Date: 07/31/94

Company Contact: Karen Petryna
 Mailing Address: 108 Cutting Boulevard
Richmond, CA 94804
 Phone Number: (510) 236-9139

Consultant: Groundwater Technology, Inc.
 Address: 1401 Halvard Drive, Suite 140
West Sacramento, CA 95691
 Contact: Brian Garber
 Phone Number: (916) 372-4700

Any violation of waste discharge requirement during this period? Yes _____ No X
 If yes, include attachment describing violation and corrective actions taken.

GROUNDWATER DISCHARGE DATA

Sample Location	Flow Rate (gpm)	Totalizer Readings (gallons)	Cumulative Volume (gallons)
Effluent	2	325870	141260
BT-1		518682	NM
BT-2		739379	NM

Combined Flow Rate for this reporting period: _____ 2

Total Volume Discharged Groundwater for this reporting period: _____ 141260

SEMI-ANNUAL REPORTING

Sample Location	TPH-G (ppb)	Benzene (ppb)	Toluene (ppb)	Ethylbenzene (ppb)	Xylenes (ppb)	
Influent	01/17/94	22,000	2,000	1,500	150	2,500
	02/14/94	24,000	4,000	890	9.0	2,600
	03/94	---	---	---	---	---
	04/19/94	20,000	2,500	980	150	960
	05/20/94	9,300	3,300	810	64	790
	06/24/94	---	---	---	---	---
Effluent	01/17/94	---	---	---	---	---
	02/14/94	---	---	---	---	---
	03/94	---	---	---	---	---
	04/19/94	ND	ND	ND	ND	ND
	05/20/94	---	---	---	---	---
	06/24/94	---	---	---	---	---
BT-2	01/17/94	ND	ND	ND	ND	ND
	02/14/94	ND	ND	ND	ND	ND
	03/94	---	---	---	---	---
	04/19/94	ND	ND	ND	ND	ND
	05/20/94	ND	ND	ND	ND	ND
	06/24/94	---	---	---	---	---

Explanation:

TPG-G = Total petroleum hydrocarbons - as - gasoline
 --- = Not Analyzed ppb = Parts per billion
 gpm = Gallons per minute N/A = Not applicable
 pgd = Gallons per day umhos/cm = Micromhos per centimeter
 NM = Not measured ND = Not detected

Note: Certified analytical laboratory reports enclosed.

Company: Groundwater Technology, Inc.

Signature: Brian H. Garber
 Brian H. Garber
 Project Manager

Date: 8/2/94

801 Western Avenue
 Glendale, CA 91201
 818/247-5737
 Fax: 818/247-9797

LOG NO: G94-05-308

Received: 23 MAY 94

Mailed: JUN 6 1994

Ms. Debra Herzog
 Groundwater Technology, Inc.
 1401 Halyard Drive, Suite 140
 West Sacramento, California 95691

Purchase Order: 94-1446346+4370

Requisition: AL;Partial Pymt
 Project: FKEP1015L

CC: Paul Priebe, TES

REPORT OF ANALYTICAL RESULTS

Page 1

AQUEOUS

SAMPLE DESCRIPTION	DATE SAMPLED	TPH/BTEX (CADHS/8020)							
			Date Analyzed Date	Dilution Factor Times 1	TPH-g ug/L	Benzene ug/L	Toluene ug/L	Ethyl-Benzene ug/L	Total Xylenes Isomers ug/L
RDL				1	100	0.3	0.3	0.3	0.6
1*01-2	05/20/94	06/01/94		1	<50	<0.5	<0.5	<0.5	<0.5
2*1HF	05/20/94	06/01/94		20	9300	3300	810	64	790

624880195, Karen Petryna
 2225 Telegraph Ave., Oakland

James C. Hein
 James C. Hein, Laboratory Director



ORDER PLACED FOR CLIENT: Groundwater Technology, Inc. 9405308 :

BC ANALYTICAL : GLEN LAB : 17:04:10 07 JUN 1994 - P. 1 :

=====

SAMPLES...	SAMPLE DESCRIPTION..	DETERM.....	DATE.....	METHOD.....	EQUIP. BATCH..	ID.NO
			ANALYZED			

9405308*1	BT-2	GAS.BTX.TES.AQ	06.01.94	8015M	556-02	
9405308*2	INF	GAS.BTX.TES.AQ	06.01.94	8015M	556-02	

Notes: Equipment = BC Analytical identification number for a particular piece of analytical equipment.

ID.NO = BC Analytical employee identification number of analyst.

: ORDER PLACED FOR CLIENT: Brown and Caldwell Analytical 9406017 :
: BC ANALYTICAL : ANHM LAB : 16:23:09 07 JUN 1994 - P. 1 :
=====

SAMPLES...	SAMPLE DESCRIPTION..	DETERM.....	DATE....	METHOD.....	EQUIP.	BATCH..	ID.NO
			ANALYZED				
9406017*1	G9405308*1	GAS.BTX.TES.AQ	06.01.94	8015M	556-02	94608	8462
9406017*2	G9405308*2	GAS.BTX.TES.AQ	06.01.94	8015M	556-02	94608	8462

Notes: Equipment = BC Analytical identification number for a particular piece of analytical equipment.
ID.NO = BC Analytical employee identification number of analyst.

ORDER QC REPORT: Definitions and Terms



Accuracy	The ability of a procedure to determine the "true" concentration of an analyte.
Precision	The reproducibility of a procedure demonstrated by the agreement between analyses performed on either duplicates of the same sample or a pair of duplicate spikes.
Batch	A group of twenty samples or less, of similar matrix type, prepped together or analyzed together if no sample preparation is required, under the same conditions and with the same reagents. The batch must include a method blank, LCS and matrix QC.
Laboratory Control Standard (LCS)	A blank that is spiked with a known amount of analyte and subjected to the same procedures as the samples. The LCS indicates the accuracy of the analytical method. It also serves to double-check the calibration because it is prepared from a different source than the standard used to calibrate the instrument.
Matrix QC	Quality control performed on actual client samples. The matrix spike is a client's sample spiked with a known amount of analyte. For most analyses, the laboratory performs matrix spikes in duplicate (duplicate spikes).
Method Blank	A sample that contains no analyte. For water analysis, organic-free or deionized water is used. For solids analysis, analyte-free solvent is used. The method blank serves to measure contamination associated with laboratory storage, preparation or instrumentation.
Batch Number	Numeric designation for a batch of samples and the associated QC. The batch number sequence is unique for each determination.
LC Result	Laboratory result of an LCS analysis.
LT Result	Expected result, or true value, of the LCS analysis.
Percent Recovery	The percentage of analyte recovered. For LCS, the percent recovery calculation is: $LC/LT \times 100$
LC1, LC2 Result	Result of analyzing two separately prepared LCSs; used to determine precision.
R1, R2 Result	Result of analyzing replicate aliquots of a sample, with R1 indicating the first analysis of the sample and R2 its corresponding duplicate; used to determine precision.
S1, S2 Result	Result of the analysis of replicate spiked aliquots, with S1 indicating one spike of the sample and S2 the second spike; used to determine precision and accuracy.
Relative Percent Difference (RPD)	Calculated using one of the following: $\frac{ LC1 - LC2 \times 100}{(LC1 + LC2) \div 2} \quad \frac{ R1 - R2 \times 100}{(R1 + R2) \div 2} \quad \frac{ S1 - S2 \times 100}{(S1 + S2) \div 2}$
S1, S2 Recovery	The percentage of analyte recovered. The percent recovery calculation is: S1 Recovery: $\frac{(S1 - R1) \times 100}{(True - R1)}$ S2 Recovery: $\frac{(S2 - R1) \times 100}{(True - R1)}$
True Value	The theoretical, or expected, result of a spike sample analysis.
NC Flag	Indicates that the spike recovery was not calculated due to high sample concentration relative to the amount of spike added.
Q Flag	Indicates that the quality control measurement is outside the specified control limits.
Blank Result	Laboratory result of analysis of the method blank.
Reporting Detection Limit (RDL)	BCA-assigned limit based on, but not the same as, method detection limits (MDLs) determined using EPA guidelines. Sample RDLs may differ from the blank RDL if the samples were diluted.

BC ANALYTICAL

ORDER QC REPORT FOR A9406017

DATE REPORTED : 06/07/94 .

Page 1

LABORATORY CONTROL STANDARDS
FOR BATCHES WHICH INCLUDE THIS ORDER

PARAMETER	DATE ANALYZED	BATCH NUMBER	LC RESULT	LT RESULT	UNIT	PERCENT RECOVERY
1. TPH-gas/BTEX		C406069*1				
Date Analyzed	06.02.94	94608	06/02/94	06/02/94	Date	N/A
Benzene	06.02.94	94608	14.8	16.6	ug/L	89
Toluene	06.02.94	94608	81.6	82.0	ug/L	99
Ethylbenzene	06.02.94	94608	15.4	18.3	ug/L	84 Q
Total Xylene Isomers	06.02.94	94608	100	93.4	ug/L	107
TPH-Volatile Hydrocarbons	06.02.94	94608	970	1000	ug/L	97

BC ANALYTICAL

ORDER QC REPORT FOR A9406017

DATE REPORTED : 06/07/94

Page 1

MATRIX QC PRECISION (DUPLICATE SPIKES)
BATCH QC REPORT

PARAMETER	SAMPLE NUMBER	DATE ANALYZED	BATCH NUMBER	MS RESULT	MSD RESULT	UNIT	RELATIVE Z DIFF
1. TPH-gas/BTEX	9406015*1						
Date Analyzed		06.01.94	94608	06/01/94	06/01/94	Date	N/A
Benzene		06.01.94	94608	12.2	14.6	ug/L	18 Q
Toluene		06.01.94	94608	78.8	84.0	ug/L	6
Ethylbenzene		06.01.94	94608	14.2	15.0	ug/L	5
Total Xylene Isomers		06.01.94	94608	97.1	104	ug/L	7
TPH-Volatile Hydrocarbons		06.01.94	94608	1000	1020	ug/L	2

BC ANALYTICAL

ORDER QC REPORT FOR A9406017

DATE REPORTED : 06/07/94

Page 1

MATRIX QC ACCURACY (SPIKES)
 BATCH QC REPORT

PARAMETER	SAMPLE NUMBER	DATE ANALYZED	BATCH NUMBER	MS Z	MSD Z	TRUE RESULT	UNIT
i. TPH-gas/BTEX	9406015*1						
Benzene		06.01.94	94608	73	88	16.6	ug/L
Toluene		06.01.94	94608	96	102	82.0	ug/L
Ethylbenzene		06.01.94	94608	78 Q	82	18.3	ug/L
Total Xylene Isomers		06.01.94	94608	104	111	93.4	ug/L
TPH-Volatile Hydrocarbons		06.01.94	94608	100	102	1000	ug/L

BC ANALYTICAL

ORDER QC REPORT FOR A9406017

DATE REPORTED : 06/07/94

Page 1

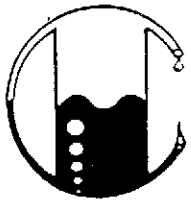
METHOD BLANKS AND REPORTING DETECTION LIMIT (RDL)
FOR BATCHES WHICH INCLUDE THIS ORDER

PARAMETER	DATE ANALYZED	BATCH NUMBER	BLANK RESULT	RDL	UNIT	METHOD
1. TPH-gas/BTEX		B406053*1				
Date Analyzed	06.01.94	94608	06/01/94	NA	Date	8015M
Benzene	06.01.94	94608	0	0.3	ug/L	8015M
Toluene	06.01.94	94608	0	0.3	ug/L	8015M
Ethylbenzene	06.01.94	94608	0	0.3	ug/L	8015M
Total Xylene Isomers	06.01.94	94608	0	0.6	ug/L	8015M
TPH-Volatile Hydrocarbons	06.01.94	94608	0	100	ug/L	8015M

SURROGATE SUMMARY :

BC ANALYTICAL : ANHM LAB : 16:39:46 07 JUN 1994 - P. 1 :

DETERM	SUBDET	REPORTED	TRUE	ZRECOVERY	FLAG
1406017*1					
SAS.BTX.TES.AQ	a,a,a-TFTol.R	51.9	50.0		104
1406017*2					
SAS.BTX.TES.AQ	a,a,a-TFTol.R	61.8	50.0		124



MOBILE CHEM LABS INC.

5011 Blum Road, Suite 1 • Martinez, CA 94553
Phone (510) 372-3700 • Fax (510) 372-6955

624880195\1342\013446

Texaco Environmental Services
108 Cutting Blvd.
Richmond, CA 94804
Attn: Rebecca Digerness
Environmental Technician

Date Sampled: 04-19-94
Date Received: 04-20-94
Date Analyzed: 04-26-94

Sample Number

044137

Sample Description

Texaco - Oakland
2225 Telegraph Ave.
EFF WATER

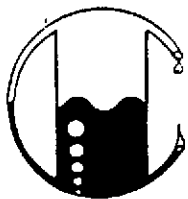
ANALYSIS

	<u>Detection Limit</u>	<u>Sample Results</u>
	ppb	ppb
Total Petroleum Hydrocarbons as Gasoline	50	<50
Benzene	0.5	<0.5
Toluene	0.5	<0.5
Xylenes	0.5	<0.5
Ethylbenzene	0.5	<0.5

Note: Analysis was performed using EPA methods 5030 and TPH
LUFT with method 602 used for BTX distinction.
(ppb) = (µg/L)

MOBILE CHEM LABS


Ronald G. Evans
Lab Director



MOBILE CHEM LABS INC.

5011 Blum Road, Suite 1 • Martinez, CA 94553
Phone (510) 372-3700 • Fax (510) 372-6955

624880195\1342\013446

Texaco Environmental Services
108 Cutting Blvd.
Richmond, CA 94804
Attn: Rebecca Digerness
Environmental Technician

Date Sampled: 04-19-94
Date Received: 04-20-94
Date Analyzed: 04-26-94

Sample Number

044138

Sample Description


Texaco - Oakland
2225 Telegraph Ave.
BT-2 WATER

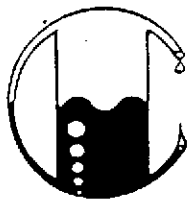
ANALYSIS

	<u>Detection Limit</u>	<u>Sample Results</u>
	ppb	ppb
Total Petroleum Hydrocarbons as Gasoline	50	<50
Benzene	0.5	<0.5
Toluene	0.5	<0.5
Xylenes	0.5	<0.5
Ethylbenzene	0.5	<0.5

Note: Analysis was performed using EPA methods 5030 and TPH
LUFT with method 602 used for BTX distinction.
(ppb) = (µg/L)

MOBILE CHEM LABS


Ronald G. Evans
Lab Director



MOBILE CHEM LABS INC.

5011 Blum Road, Suite 1 • Martinez, CA 94553
Phone (510) 372-3700 • Fax (510) 372-6955

624880195\1342\013446

Texaco Environmental Services
108 Cutting Blvd.
Richmond, CA 94804
Attn: Rebecca Digerness
Environmental Technician

Date Sampled: 04-19-94
Date Received: 04-20-94
Date Analyzed: 04-26-94

Sample Number

044139

Sample Description

Texaco - Oakland
2225 Telegraph Ave.
INF WATER

ANALYSIS

	<u>Detection Limit</u>	<u>Sample Results</u>
	ppb	ppb
Total Petroleum Hydrocarbons as Gasoline	50	20,000
Benzene	0.5	2,500
Toluene	0.5	980
Xylenes	0.5	960
Ethylbenzene	0.5	150

QA/QC: Duplicate Deviation is 6.2%

Note: Analysis was performed using EPA methods 5030 and TPH
LUFT with method 602 used for BTX distinction.
(ppb) = (µg/L)

MOBILE CHEM LABS

Ronald G. Evans
Lab Director

2200 Telegraph Ave
Oakland CA
Loc# 624880195

150436

CHAIN-OF-CUSTODY RECORD
Analytical Request

Client Texaco
Address 108 Cutting Blvd
Richmond CA 94804
Phone 510 236 3541

Report To: Paul Priebe
Bill To: Texaco
P.O. # / Billing Reference _____
Project Name / No _____

Pace Client No. _____
Pace Project Manager _____
Pace Project No. _____
Requested Due Date: _____

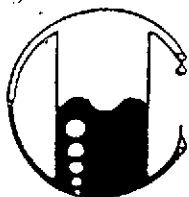
Sampled By (PRINT):
Paul Priebe
Sampler Signature Pd Priebe Date Sampled 4-19-94

NO. OF CONTAINERS	PRESERVATIVES					ANALYSES REQUESTED	REMARKS
	UNPRESERVED	H ₂ SO ₄	HNO ₃	VOA HCL	ICE		
						BTEX TPH	

ITEM NO.	SAMPLE DESCRIPTION	TIME	MATRIX	PACE NO.	NO. OF CONTAINERS	PRESERVATIVES	ANALYSES REQUESTED	REMARKS
1	EFF	1430	H ₂ O		2	88	88	
2	BT-2	1435	↓		2	88	88	
3	INF	1440	↓		2	88	88	
4								
5								
6								
7								
8								

COOLER NOS.	BAILERS	SHIPMENT METHOD		ITEM NUMBER	RELINQUISHED BY / AFFILIATION	ACCEPTED BY / AFFILIATION	DATE	TIME
OUT / DATE	RETURNED / DATE							
				57	<u>Paul Priebe Texaco</u>	<u>Karl Dettler Texaco</u>	4-20-94	8:00
					<u>Karl Dettler Texaco</u>	<u>Dave Levine</u>	4-20-94	10:00

Additional Comments



MOBILE CHEM LABS INC.

5011 Blum Road, Suite 1 • Martinez, CA 94553
Phone (510) 372-3700 • Fax (510) 372-6955

624880195\1718\013319

Texaco Environmental Services
108 Cutting Blvd.
Richmond, CA 94804
Attn: Paul Priebe
Environmental Technician

Date Sampled: 02-14-94
Date Received: 02-14-94
Date Analyzed: 02-24-94

Sample Number

024297

Sample Description

Texaco - Oakland
2225 Telegraph Ave.
BT-2 WATER

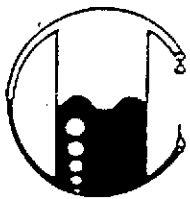
ANALYSIS

	Detection Limit	Sample Results
	ppb	ppb
Total Petroleum Hydrocarbons as Gasoline	50	<50
Benzene	0.5	<0.5
Toluene	0.5	<0.5
Xylenes	0.5	<0.5
Ethylbenzene	0.5	<0.5

Note: Analysis was performed using EPA methods 5030 and TPH
LUFT with method 602 used for BTX distinction.
(ppb) = ($\mu\text{g/L}$)

MOBILE CHEM LABS

Ronald G. Evans
Lab Director



MOBILE CHEM LABS INC.

5011 Blum Road, Suite 1 • Martinez, CA 94553
Phone (510) 372-3700 • Fax (510) 372-6955

624880195\1718\013319

Texaco Environmental Services
108 Cutting Blvd.
Richmond, CA 94804
Attn: Paul Priebe
Environmental Technician

Date Sampled: 02-14-94
Date Received: 02-14-94
Date Analyzed: 02-24-94

Sample Number

024298

Sample Description


Texaco - Oakland
2225 Telegraph Ave.
INF WATER

ANALYSIS

	<u>Detection Limit</u>	<u>Sample Results</u>
	ppb	ppb
Total Petroleum Hydrocarbons as Gasoline	50	24,000
Benzene	0.5	4,000
Toluene	0.5	890
Xylenes	0.5	2,600
Ethylbenzene	0.5	9.0

Note: Analysis was performed using EPA methods 5030 and TPH
LUFT with method 602 used for BTX distinction.
(ppb) = ($\mu\text{g/L}$)

MOBILE CHEM LABS


Ronald G. Evans
Lab Director



4080-Pike Lane
Concord, CA 94520
415-685-7852

800-544-3422 (In CA)
800-423-7143 (Outside CA)

Project Manager: Paul Priebe
Address: 108 Collins Blvd
 Richmond CA
Site location: 2225 Telegraph Ave
 Oakland CA
Project Number: 624880115
Project Name: 2225 Telegraph
Sampler Name (Print): Paul Priebe
Phone #: 510 236 3541
FAX #:

I attest that the proper field sampling procedures were used during the collection of these samples.

Field Sample ID	Source of Sample	GTEL Lab # (Lab use only)	* CONTAINERS	Matrix			Method Preserved			Sampling				
				WATER	SOIL	AIR	SLUDGE	OTHER	HCl	HNO3	H2SO4	ICE	NONE	OTHER
BT-2			2	X					X				2/14/94	8:30
JENE			2	X					X				2/14/94	8:30

SPECIAL HANDLING

- 24 HOURS
- EXPEDITED 48 Hours
- SEVEN DAY
- OTHER _____ (#) BUSINESS DAYS
- ON/QC CLP Level Blue Level
- FAX

SPECIAL DETECTION LIMITS (Specify)

SPECIAL REPORTING REQUIREMENTS (Specify)

REMARKS:

Lab Use Only
Lot #:
Storage Location
Work Order #:

CHAIN-OF-CUSTODY RECORD AND ANALYSIS REQUEST 72-13761

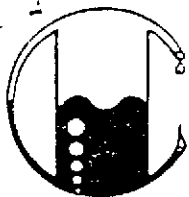
ANALYSIS REQUEST

<input type="checkbox"/>	BTX/TPH Gas 602/8015 <input type="checkbox"/> 8020/8015 <input type="checkbox"/> MTBE <input type="checkbox"/>
<input type="checkbox"/>	TPH as Gas <input type="checkbox"/> Diesel <input type="checkbox"/> Jet Fuel <input type="checkbox"/>
<input type="checkbox"/>	Product L.D. by GC (SIMDIS) <input type="checkbox"/>
<input type="checkbox"/>	Total Oil & Grease: 413.1 <input type="checkbox"/> 413.2 <input type="checkbox"/> 503A <input type="checkbox"/>
<input type="checkbox"/>	Total Petroleum Hydrocarbons 418.1 <input type="checkbox"/> 503E <input type="checkbox"/>
<input type="checkbox"/>	EPA 601 <input type="checkbox"/> 8010 <input type="checkbox"/> DCA only <input type="checkbox"/>
<input type="checkbox"/>	EPA 602 <input type="checkbox"/> 8020 <input type="checkbox"/>
<input type="checkbox"/>	EPA 608 <input type="checkbox"/> 8080 <input type="checkbox"/> PCBs only <input type="checkbox"/>
<input type="checkbox"/>	EPA 610 <input type="checkbox"/> 8310 <input type="checkbox"/>
<input type="checkbox"/>	EPA 624 <input type="checkbox"/> 8240 <input type="checkbox"/> NBS +15 <input type="checkbox"/>
<input type="checkbox"/>	EPA 625 <input type="checkbox"/> 8270 <input type="checkbox"/> NBS +25 <input type="checkbox"/>
<input type="checkbox"/>	EPTOX Metals <input type="checkbox"/> Pesticides <input type="checkbox"/> Herbicides <input type="checkbox"/>
<input type="checkbox"/>	TCLP Metals <input type="checkbox"/> VOA <input type="checkbox"/> Semi VOA <input type="checkbox"/>
<input type="checkbox"/>	EPA Priority Pollutant Metals <input type="checkbox"/> HSL <input type="checkbox"/>
<input type="checkbox"/>	LEAD 7420 <input type="checkbox"/> 7421 <input type="checkbox"/> 239.2 <input type="checkbox"/> 6010 <input type="checkbox"/> Org Lead <input type="checkbox"/>
<input type="checkbox"/>	CAM Metals <input type="checkbox"/> STLC <input type="checkbox"/> TLC <input type="checkbox"/>
<input type="checkbox"/>	Corrosivity <input type="checkbox"/> Flashpoint <input type="checkbox"/> Reactivity <input type="checkbox"/>

CUSTODY RECORD

Received by: _____	Date: 2-14-94	Time: 1:50	Relinquished by: [Signature]
Received by: _____	Date: _____	Time: _____	Relinquished by: _____
Received by: _____	Date: _____	Time: _____	Relinquished by: _____

ON ICE
Way Bill # held
2-14-94 1:00



MOBILE CHEM LABS INC.

5011 Blum Road, Suite 1 • Martinez, CA 94553
Phone (510) 372-3700 • Fax (510) 372-6955

624880195\1342\013243

Texaco Environmental Services
108 Cutting Blvd.
Richmond, CA 94804
Attn: Paul Priebe
Project Manager

Date Sampled: 01-17-94
Date Received: 01-17-94
Date Analyzed: 01-24-94

Sample Number

014102

Sample Description

Texaco - Oakland
2225 Telegraph Ave.
Eff WATER

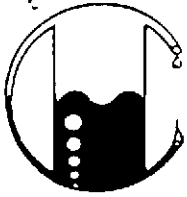
ANALYSIS

	Detection Limit	Sample Results
	----- ppb	----- ppb
Total Petroleum Hydrocarbons as Gasoline	50	<50
Benzene	0.5	<0.5
Toluene	0.5	<0.5
Xylenes	0.5	<0.5
Ethylbenzene	0.5	<0.5

Note: Analysis was performed using EPA methods 5030 and TPH
LUFT with method 602 used for BTX distinction.
(ppb) = (µg/L)

MOBILE CHEM LABS

Ronald G. Evans
Lab Director



MOBILE CHEM LABS INC.

5011 Blum Road, Suite 1 • Martinez, CA 94553
Phone (510) 372-3700 • Fax (510) 372-6955

624880195\1342\013243

Texaco Environmental Services
108 Cutting Blvd.
Richmond, CA 94804
Attn: Paul Priebe
Project Manager

Date Sampled: 01-17-94
Date Received: 01-17-94
Date Analyzed: 01-24-94

Sample Number

014103

Sample Description

Texaco - Oakland
2225 Telegraph Ave.
BT-2 WATER

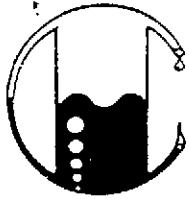
ANALYSIS

	<u>Detection Limit</u>	<u>Sample Results</u>
	ppb	ppb
Total Petroleum Hydrocarbons as Gasoline	50	<50
Benzene	0.5	<0.5
Toluene	0.5	<0.5
Xylenes	0.5	<0.5
Ethylbenzene	0.5	<0.5

Note: Analysis was performed using EPA methods 5030 and TPH
LUFT with method 602 used for BTX distinction.
(ppb) = (µg/L)

MOBILE CHEM LABS

Ronald G. Evans
Lab Director



MOBILE CHEM LABS INC.

5011 Blum Road, Suite 1 • Martinez, CA 94553
Phone (510) 372-3700 • Fax (510) 372-6955

624880195\1342\013243

Texaco Environmental Services
108 Cutting Blvd.
Richmond, CA 94804
Attn: Paul Priebe
Project Manager

Date Sampled: 01-17-94
Date Received: 01-17-94
Date Analyzed: 01-24-94

Sample Number

014104

Sample Description

Texaco - Oakland
2225 Telegraph Ave.
INF WATER

ANALYSIS

	<u>Detection Limit</u>	<u>Sample Results</u>
	ppb	ppb
Total Petroleum Hydrocarbons as Gasoline	50	22,000
Benzene	0.5	2,000
Toluene	0.5	1,500
Xylenes	0.5	2,500
Ethylbenzene	0.5	150

QA/QC: Duplicate Deviation is 5.7%

Note: Analysis was performed using EPA methods 5030 and TPE
LUFT with method 602 used for BTX distinction.
(ppb) = (µg/L)

MOBILE CHEM LABS

Ronald G. Evans
Lab Director

4445 Telegraph Ave
Oakland CA
Loc # 624820195

59050

CHAIN-OF-CUSTODY RECORD
Analytical Request

Client Texas Environmental
Address 108 Cottony Blvd
Rubicon CA 94804
Phone 510 236 3511

Report To: Paul Proche
Bill To: Texas
P.O. # / Billing Reference _____
Project Name / No. _____

Pace Client No. _____
Pace Project Manager _____
Pace Project No. _____
Requested Due Date _____

Sampled By (PRINT): Paul Proche
Sampler Signature Pdp Date Sampled 1-17-94

NO. OF CONTAINERS	PRESERVATIVES					ANALYSES REQUEST	REMARKS
	UNPRESERVED	H ₂ SO ₄	HNO ₃	VOA HCL	ICE		
2				X		X	ON ICE NO head
2				X		X	
2				X		X	

ITEM NO.	SAMPLE DESCRIPTION	TIME	MATRIX	PAGE NO.
1	EFF	820	H ₂ O	
2	BT-2	825	↓	
3	INF	830	↓	
4				
5				
6				
7				
8				

COOLER NOS.	BAILERS	SHIPMENT METHOD		ITEM NUMBER	RELINQUISHED BY / AFFILIATION	ACCEPTED BY / AFFILIATION	DATE	TIME
OUT / DATE	RETURNED / DATE							
					<u>PJ Proche Texas</u>	<u>Office</u>	<u>1/17/94</u>	<u>10:00</u>

Additional Comments

SEE REVERSE SIDE FOR INSTRUCTIONS