




76 Broadway  
Sacramento, CA 95818  
phone 916.558.7676  
fax 916.558.7639

July 12, 2005



Mr. Don Hwang  
Alameda County Health Agency  
1131 Harbor Bay Parkway, Suite 250  
Alameda CA 94502

Re: Document Transmittal  
Fuel Leak Case  
76 Station # 5484  
18950 Lake Chabot Road, Castro Valley, CA

Alameda County  
JUL 21 2005  
Environmental Health

Dear Mr. Hwang:

Please find attached Delta's *Summary Report – April 2004 through March 2005* dated July 7, 2005 and TRC's *Annual Monitoring Report, April, 2004 through March, 2005* dated April 13, 2005 for the above referenced site. I declare under penalty of perjury that to the best of my knowledge the information and/or recommendations contained in the attached proposal or report is true and correct.

If you have any questions or need additional information, please call me at (916) 558-7666.

Sincerely

Thomas H. Kosel  
Site Manager, Risk Management and Remediation  
ConocoPhillips, 76 Broadway, Sacramento CA 95818

Enclosure

cc: Jan Wagoner, Delta



Solving environment-related business problems worldwide

www.deltaenv.com

3164 Gold Camp Drive • Suite 200  
Rancho Cordova, California 95670 USA  
916.638.2085 800.477.7411  
Fax 916.638.8385

July 7, 2005

Mr. Thomas Kosel  
ConocoPhillips  
76 Broadway Avenue  
Sacramento, CA 95818

Alameda County  
JUL 21 2005  
Environmental Health

RE: **Summary Report- April 2004 through March, 2005**

Dear Mr. Kosel:

Delta Environmental Consultants, Inc. is submitting the *Summary Report- April 2004 through March, 2005* and TRC's *Annual Monitoring Report April, 2004 through March 2005* dated April 13, 2005 for the following location:

**Service Station**

76 Service Station No. 5484


**Location**

18950 Lake Chabot Road  
Castro Valley, California

Sincerely,  
**Delta Environmental Consultants, Inc.**

Jan W. Wagoner  
Project Manager

Eric J. Holm  
Senior Specialist  
California Professional Geologist No. 5880



Enclosure

**SUMMARY REPORT**  
**April 2004 through March 2005**

76 Service Station No. 5484  
18950 Lake Chabot Rd.  
Castro Valley, California

City/County ID #: Castro Valley

County: Alameda

**PREVIOUS ASSESSMENT**

The Site is located at 18950 Lake Chabot Road in Castro Valley, California.

In June, 1988 a leak was detected in the unleaded product system during an annual precision tank test. The Alameda County Health Care Services Agency (ACHCSA) requested and investigation be performed to document subsurface conditions. As a result, three wells were installed in July, 1988. Approximately one foot of product was detected in one well and the other two wells contained dissolved hydrocarbons above state action levels.

In October, 1989, three additional monitoring wells (MW-4 through MW-6) were installed (MW-4 and MW-5 are offsite and MW-6 is onsite)

In June, 1989, two gasoline Underground Storage Tanks (UST's) and one waste oil UST were removed from the site during UST replacement activities. During these activities two monitoring wells (MW-1 and MW-3) were property destroyed.

Following their removal, the gasoline and waste oil UST pits were subsequently over-excavated in order to remove hydrocarbon-impacted soil. A substantial amount of soil (an area measuring approximately 60 by 70 feet was excavated to depths of 10 to 15 feet below grade) was conducted in the vicinity of the former fuel UST's. Hydrocarbon-impacted soil detected in the waste oil UST pit was also over-excavated to a depth of approximately 11 feet below grade. Approximately 1,900 cubic yards of soil was excavated and hauled offsite for appropriate disposal.

Soil samples collected from the sidewalls of the fuel UST pit after over-excavation soil showed non-detectable levels (<2 parts-per-million) of TPH as gasoline (TPHg), except at the easterly sidewall, where access limitations prevented further lateral excavation.

Also in June, 1989 three additional wells were installed offsite to further characterize the plume..

In November 1989, five more borings were drilled to assess soil and groundwater. A Unocal contractor drilled into and exposed a section of the sanitary sewer near the station, which subsequently required repairs to a 30-foot section of the pipe.

In 1990, remediation options were evaluated which concluded that groundwater monitoring coupled with risk analysis should be appropriate for the site. SVE was deemed infeasible due to relatively impermeable soils and shallow bedrock.

In June, 1991 two additional borings were drilled in the southern portion of the site. Monitoring well MW-7 was installed in one of the borings.

Unocal (former owner) had requested that this site be included in the Regional Water Quality Control Board's NAA program. The ACHCSA has agreed to an annual sampling program.

### **SENSITIVE RECEPTOR SURVEY**

In September 1998, a well search was performed by Gettler-Ryan, Inc. (Gettler-Ryan). Based on available driller's logs on file with the California Department of Water Resources (DWR) there appears to be a number of wells located with a ¼ to ½ mile radius of the site, but only one well is located within a ¼ mile radius of the site.

Based on the U.S. Geological Survey Topographic Map for this area (Santa Rosa quadrangle, photo revised 1980), the nearest surface water body is an unnamed drainage located approximately 2,000 feet north of the site. The drainage originates from a reservoir located about one-mile to the northeast.

### **MONITORING AND SAMPLING**

Currently five wells (three onsite and two offsite) are located at the site. Well MW-4 appears to have been paved over. Delta will proceed with attempting to locate, uncover and repair this well. Wells MW-5 and MW-7 are monitored and sampled annually. Wells MW-2 and MW-6 are only monitored.

### **CHARACTERIZATION STATUS**

Dissolved hydrocarbon impact in groundwater has been predominantly evaluated and does not appear to be migrating. During the March, 2005 sampling event concentration of TPH-g, BTEX and MtBE continued to be below laboratory detection limits in down-gradient well (MW-5) located off-site.

#### **April 2004 through April 2005 Discussion:**

As reported:

Groundwater elevation increased 0.67 feet from March, 2004.

Gradient remained constant at 0.1 ft/ft while flow direction shifted from south to southwest

During the March, 2005 event, only MW-7 (onsite) and MW-5 (offsite) were sampled. MW-4 was reported as paved over.

#### **April 2004 through April 2005 Chemicals of Concern discussion:**

**TPH-g:** Reported concentration of 2,700 µg/l in MW-7 and ND<50 µg/l in MW-5

**Benzene:** Not reported above laboratory detection limits in the two sampled wells (MW-5 & MW-7)

**MTBE:** Reported concentration of 940 µg/l in MW-7 and ND <.5 µg/l in MW-5

Note: Concentrations of Chemicals of Concern have historically been reported at or below laboratory detection limits in MW-5. Reported concentrations in MW-7 are consistent with historical levels.

## **RECENT CORRESPONDENCE**

No regulatory correspondence was received or sent between April 2004 and March, 2005

### **THIS PERIOD ACTIVITIES (April 2004 through March 2005)**

1. TRC performed annual groundwater monitoring and sampling on March 17, 2005

### **NEXT PERIOD ACTIVITIES (April 2005 through March 2006)**

1. Delta will perform a Sensitive Receptor Survey at the site.
2. Delta will proceed with attempting to locate paved over well MW-4.
3. TRC will continue performing annual sampling/monitoring of site.

**CONSULTANT:** Delta Environmental Consultants, Inc.

# TRC

Customer-Focused Solutions

April 21, 2005

ConocoPhillips Company  
76 Broadway  
Sacramento, CA 95818

ATTN: MR. THOMAS KOSEL

SITE: 76 STATION 5484  
18950 LAKE CHABOT ROAD  
CASTRO VALLEY, CALIFORNIA

RE: ANNUAL MONITORING REPORT  
APRIL 2004 THROUGH MARCH 2005

Dear Mr. Kosel:

Please find enclosed our Annual Monitoring Report for 76 Station 5484, located at 18950 Lake Chabot Road, Castro Valley, California. If you have any questions regarding this report, please call us at (949) 753-0101.

Sincerely,

TRC



Anju Farfan  
QMS Operations Manager

CC: Mr. Steve Meeks, Delta Environment (2 copies)

Enclosures  
20-0400/5484R02.QMS



Customer-Focused Solutions

**ANNUAL MONITORING REPORT  
APRIL 2004 THROUGH MARCH 2005**

76 Station 5484  
18950 Lake Chabot  
Castro Valley, California

Prepared For:

Mr. Thomas Kosel  
CONOCOPHILLIPS COMPANY  
76 Broadway  
Sacramento, California 95818

By:



Senior Project Geologist, Irvine Operations  
April 13, 2005

## LIST OF ATTACHMENTS

Summary Sheet	Summary of Gauging and Sampling Activities
Tables	<p>Table Key</p> <p>Table 1: Current Fluid Levels and Selected Analytical Results</p> <p>Table 2: Historic Fluid Levels and Selected Analytical Results</p> <p>Table 3: Additional Analytical Results</p> <p>Table 3b: Additional Analytical Results</p> <p>Table 3c: Additional Analytical Results</p> <p>Table 3d: Additional Analytical Results</p> <p>Table 3e: Additional Analytical Results</p> <p>Table 4a: Additional Analytical Results SVOC's</p> <p>Table 4b: Additional Analytical Results SVOC's</p> <p>Table 4c: Additional Analytical Results SVOC's</p> <p>Table 4d: Additional Analytical Results SVOC's</p> <p>Table 4e: Additional Analytical Results SVOC's</p> <p>Table 4f: Additional Analytical Results SVOC's</p> <p>Table 4g: Additional Analytical Results SVOC's</p>
Figures	<p>Figure 1: Vicinity Map</p> <p>Figure 2: Groundwater Elevation Contour Map</p> <p>Figure 3: Dissolved-Phase TPH-G Concentration Map</p> <p>Figure 4: Dissolved-Phase Benzene Concentration Map</p> <p>Figure 5: Dissolved-Phase MTBE Concentration Map</p>
Graphs	<p>Groundwater Elevations vs. Time</p> <p>Benzene Concentrations vs. Time</p>
Field Activities	<p>General Field Procedures</p> <p>Groundwater Sampling Field Notes</p>
Laboratory Reports	<p>Official Laboratory Reports</p> <p>Quality Control Reports</p> <p>Chain of Custody Records</p>
Statements	<p>Purge Water Disposal</p> <p>Limitations</p>



**Summary of Gauging and Sampling Activities**  
**April 2004 through March 2005**  
**76 Station 5484**  
**18950 Lake Chabot Road**  
**Castro Valley, CA**

Project Coordinator: **Thomas Kosel**  
Telephone: **916-558-7666**

Water Sampling Contractor: **TRC**  
Compiled by: **Valentina Tobon**

Date(s) of Gauging/Sampling Event: **03/17/05**

---

**Sample Points**

Groundwater wells: **3** onsite, **2** offsite      Wells gauged: **4**      Wells sampled: **2**  
Purging method: **Diaphragm pump**  
Purge water disposal: **Onyx/Rodeo Unit 100**  
Other Sample Points: **0**      Type: **n/a**

---

**Liquid Phase Hydrocarbons (LPH)**

Wells with LPH: **0**      Maximum thickness (feet): **n/a**  
LPH removal frequency: **n/a**      Method: **n/a**  
Treatment or disposal of water/LPH: **n/a**

---

**Hydrogeologic Parameters**

Depth to groundwater (below TOC):      Minimum: **4.08 feet**      Maximum: **7.02 feet**  
Average groundwater elevation (relative to available local datum): **225.79 feet**  
Average change in groundwater elevation since previous event: **0.67 feet**  
Interpreted groundwater gradient and flow direction:  
    Current event: **0.1 ft/ft, southwest**  
    Previous event: **0.1 ft/ft, south (03/26/04)**

---

**Selected Laboratory Results**

Wells with detected **Benzene**: **0**      Wells above MCL (1.0 µg/l): **n/a**  
    Maximum reported benzene concentration: **n/a**  
  
Wells with **TPH-G**      **1**      Maximum: **2,700 µg/l (MW-7)**  
Wells with **MTBE**      **1**      Maximum: **940 µg/l (MW-7)**

---

**Notes:**

MW-2=Monitored only, MW-4=Unable to locate, MW-6=Monitored only,

# TABLES

## TABLE KEY

### STANDARD ABBREVIATIONS

—	=	not analyzed, measured, or collected
LPH	=	liquid-phase hydrocarbons
Trace	=	less than 0.01 foot of LPH in well
µg/l	=	micrograms per liter (approx. equivalent to parts per billion, ppb)
mg/l	=	milligrams per liter (approx. equivalent to parts per million, ppm)
ND <	=	not detected at or above laboratory detection limit
TOC	=	top of casing (surveyed reference elevation)

### ANALYTES

BTEX	=	benzene, toluene, ethylbenzene, and (total) xylenes
DIPE	=	di-isopropyl ether
ETBE	=	ethyl tertiary butyl ether
MTBE	=	methyl tertiary butyl ether
PCB	=	polychlorinated biphenyls
PCE	=	tetrachloroethene
TBA	=	tertiary butyl alcohol
TCA	=	trichloroethane
TCE	=	trichloroethene
TPH-G	=	total petroleum hydrocarbons with gasoline distinction
TPH-D	=	total petroleum hydrocarbons with diesel distinction
TPPH	=	total purgeable petroleum hydrocarbons
TRPH	=	total recoverable petroleum hydrocarbons
TAME	=	tertiary amyl methyl ether
1,1-DCA	=	1,1-dichloroethane
1,2-DCA	=	1,2-dichloroethane (same as EDC, ethylene dichloride)
1,1-DCE	=	1,1-dichloroethene
1,2-DCE	=	1,2-dichloroethene (cis- and trans-)

### NOTES

1. Elevations are in feet above mean sea level. Depths are in feet below surveyed top-of-casing.
2. Groundwater elevations for wells with LPH are calculated as:  $\frac{\text{Surface Elevation} - \text{Measured Depth to Water} + (\text{Dp} \times \text{LPH Thickness})}{1}$ , where Dp is the density of the LPH, if known. A value of 0.75 is used for gasoline and when the density is not known. A value of 0.83 is used for diesel.
3. Wells with LPH are generally not sampled for laboratory analysis (see General Field Procedures).
4. Comments shown on tables are general. Additional explanations may be included in field notes and laboratory reports, both of which are included as part of this report.
5. A "J" flag indicates that a reported analytical result is an estimated concentration value between the method detection limit (MDL) and the practical quantification limit (PQL) specified by the laboratory.
6. Other laboratory flags (qualifiers) may have been reported. See the official laboratory report (attached) for a complete list of laboratory flags.
7. Concentration graphs based on tables (presented following Figures) show non-detect results prior to the Second Quarter 2000 plotted at fixed values for graphical display. Non-detect results reported since that time are plotted at reporting limits stated in the official laboratory report.
8. Groundwater vs. Time graphs may be corrected for apparent level changes due to re-survey.
9. Historical data has been validated for this report. Values presented in the following tables supercede those from previous reports.

### REFERENCE

TRC began groundwater monitoring and sampling 76 Station 5484 in October 2003. Historical data compiled prior to that time were provided by Gentler-Ryan Inc.

**Table 1**  
**CURRENT FLUID LEVELS AND SELECTED ANALYTICAL RESULTS**  
**March 17, 2005**  
**76 Station 5484**

Date Sampled	TOC Elevation (feet)	Depth to Water (feet)	LPH Thickness (feet)	Ground-water Elevation (feet)	Change in Elevation (feet)	TPH-G (µg/l)	TPPH 8260B (µg/l)	Benzene (µg/l)	Toluene (µg/l)	Ethyl-benzene (µg/l)	Total Xylenes (µg/l)	MTBE 8021B (µg/l)	MTBE 8260B (µg/l)	Comments
<b>MW-2</b>														
03/17/05	228.88	4.08	0.00	224.80	0.58	--	--	--	--	--	--	--	--	Monitored only
<b>MW-4</b>														
03/17/05	227.77	--	--	--	--	--	--	--	--	--	--	--	--	Unable to locate
<b>MW-5</b>														
03/17/05	225.11	6.08	0.00	219.03	0.85	ND<50	--	ND<0.50	ND<0.50	ND<0.50	ND<0.50	ND<5.0	--	
<b>MW-6</b>														
03/17/05	239.04	4.09	0.00	234.95	1.01	--	--	--	--	--	--	--	--	Monitored only
<b>MW-7</b>														
03/17/05	231.39	7.02	0.00	224.37	0.23	2700	--	ND<5.0	ND<5.0	160	15	940	--	

**Table 2**  
**HISTORIC FLUID LEVELS AND SELECTED ANALYTICAL RESULTS**  
**May 1991 Through March 2005**  
**76 Station 5484**

Date Sampled	TOC Elevation (feet)	Depth to Water (feet)	LPH Thickness (feet)	Ground-water Elevation (feet)	Change in Elevation (feet)	TPH-G (µg/l)	TPPH 8260B (µg/l)	Benzene (µg/l)	Toluene (µg/l)	Ethyl-benzene (µg/l)	Total Xylenes (µg/l)	MTBE 8021B (µg/l)	MTBE 8260B (µg/l)	Comments
<b>MW-2</b>														
05/23/91	229.47	--	--	--	--	ND	--	ND	ND	ND	ND	--	--	
09/20/91	229.47	--	--	--	--	ND	--	ND	ND	ND	ND	--	--	
12/19/91	229.47	--	--	--	--	140	--	0.66	ND	0.64	1.2	--	--	
03/20/92	229.47	--	--	--	--	120	--	ND	ND	ND	ND	--	--	
06/18/92	229.47	--	--	--	--	140	--	ND	ND	ND	ND	--	--	
09/10/92	229.47	--	--	--	--	61	--	ND	ND	ND	ND	110	--	
12/10/92	229.47	--	--	--	--	100	--	ND	ND	ND	ND	170	--	
03/10/93	229.47	4.69	0.00	224.78	--	110	--	ND	ND	ND	ND	350	--	
06/09/93	229.47	5.85	0.00	223.62	-1.16	120	--	ND	ND	ND	ND	300	--	
09/09/93	228.88	6.59	0.00	222.29	-1.33	210	--	ND	ND	ND	ND	--	--	
12/09/93	228.88	6.94	0.00	221.94	-0.35	96	--	ND	ND	ND	ND	--	--	
03/03/94	228.88	4.91	0.00	223.97	2.03	240	--	ND	ND	ND	ND	--	--	
06/03/94	228.88	5.71	0.00	223.17	-0.80	190	--	ND	ND	ND	ND	--	--	
09/02/94	228.88	7.05	0.00	221.83	-1.34	720	--	ND	ND	ND	4.6	--	--	
12/01/94	228.88	6.98	0.00	221.90	0.07	200	--	0.70	ND	0.58	ND	--	--	
03/01/95	228.88	4.60	0.00	224.28	2.38	ND	--	ND	ND	ND	ND	--	--	
06/01/95	228.88	4.65	0.00	224.23	-0.05	420	--	ND	ND	ND	ND	--	--	
09/05/95	228.88	5.66	0.00	223.22	-1.01	ND	--	ND	0.80	ND	0.74	--	--	
12/05/95	228.88	6.32	0.00	222.56	-0.66	ND	--	ND	ND	ND	ND	390	--	
04/11/96	228.88	4.22	0.00	224.66	--	--	--	--	--	--	--	--	--	Not Sampled
03/13/97	228.88	6.58	0.00	222.30	-2.36	--	--	--	--	--	--	--	--	
03/02/98	228.88	5.18	0.00	223.70	1.40	--	--	--	--	--	--	--	--	
03/25/99	228.88	4.84	0.00	224.04	0.34	--	--	--	--	--	--	--	--	
03/07/00	228.88	4.92	0.00	223.96	-0.08	--	--	--	--	--	--	--	--	

**Table 2**  
**HISTORIC FLUID LEVELS AND SELECTED ANALYTICAL RESULTS**  
**May 1991 Through March 2005**  
**76 Station 5484**

Date Sampled	TOC Elevation (feet)	Depth to Water (feet)	LPH Thickness (feet)	Ground-water Elevation (feet)	Change in Elevation (feet)	TPH-G (µg/l)	TPPH 8260B (µg/l)	Benzene (µg/l)	Toluene (µg/l)	Ethyl-benzene (µg/l)	Total Xylenes (µg/l)	MTBE 8021B (µg/l)	MTBE 8260B (µg/l)	Comments
<b>MW-2 continued</b>														
03/28/01	228.88	4.37	0.00	224.51	0.55	--	--	--	--	--	--	--	--	
03/09/02	228.88	4.29	0.00	224.59	0.08	--	--	--	--	--	--	--	--	
03/24/03	228.88	4.24	0.00	224.64	0.05	--	--	--	--	--	--	--	--	
03/26/04	228.88	4.66	0.00	224.22	-0.42	--	--	--	--	--	--	--	--	Monitored Only
03/17/05	228.88	4.08	0.00	224.80	0.58	--	--	--	--	--	--	--	--	Monitored only
<b>MW-4</b>														
05/23/91	228.08	--	--	--	--	ND	--	ND	ND	ND	ND	--	--	
09/20/91	228.08	--	--	--	--	--	--	--	--	--	--	--	--	Sampled semi-annually
12/19/91	228.08	--	--	--	--	ND	--	ND	ND	ND	ND	--	--	
03/20/92	228.08	--	--	--	--	--	--	--	--	--	--	--	--	
06/18/92	228.08	--	--	--	--	ND	--	0.41	0.84	ND	0.55	--	--	
09/10/92	228.08	--	--	--	--	--	--	--	--	--	--	--	--	
12/10/92	228.08	--	--	--	--	ND	--	ND	ND	ND	ND	--	--	
03/10/93	228.08	7.24	0.00	220.84	--	ND	--	ND	ND	ND	ND	--	--	
06/09/93	228.08	8.79	0.00	219.29	-1.55	ND	--	ND	ND	ND	ND	--	--	
09/09/93	227.77	9.91	0.00	217.86	-1.43	ND	--	ND	ND	ND	ND	--	--	
12/09/93	227.77	--	--	--	--	--	--	--	--	--	--	--	--	Inaccessible
03/03/94	227.77	6.98	0.00	220.79	--	ND	--	ND	ND	ND	ND	--	--	
06/03/94	227.77	8.26	0.00	219.51	-1.28	ND	--	ND	ND	ND	ND	--	--	
09/02/94	227.77	10.08	0.00	217.69	-1.82	ND	--	ND	ND	ND	ND	--	--	
12/01/94	227.77	10.01	0.00	217.76	0.07	ND	--	ND	ND	ND	ND	--	--	
03/01/95	227.77	7.29	0.00	220.48	2.72	ND	--	ND	1.1	ND	0.75	--	--	
06/01/95	227.77	7.65	0.00	220.12	-0.36	ND	--	ND	0.78	ND	1.7	--	--	
09/05/95	227.77	9.27	0.00	218.50	-1.62	ND	--	ND	0.70	ND	0.71	--	--	

**Table 2**  
**HISTORIC FLUID LEVELS AND SELECTED ANALYTICAL RESULTS**  
**May 1991 Through March 2005**  
**76 Station 5484**

Date Sampled	TOC Elevation (feet)	Depth to Water (feet)	LPH Thickness (feet)	Ground-water Elevation (feet)	Change in Elevation (feet)	TPH-G (µg/l)	TPPH 8260B (µg/l)	Benzene (µg/l)	Toluene (µg/l)	Ethyl-benzene (µg/l)	Total Xylenes (µg/l)	MTBE 8021B (µg/l)	MTBE 8260B (µg/l)	Comments
<b>MW-4 continued</b>														
12/05/95	227.77	9.92	0.00	217.85	-0.65	ND	--	ND	ND	ND	ND	0.68	--	
04/11/96	227.77	7.55	0.00	220.22	--	ND	--	ND	ND	ND	ND	ND	--	
03/13/97	227.77	9.84	0.00	217.93	-2.29	ND	--	ND	ND	ND	ND	ND	--	
03/02/98	227.77	8.84	0.00	218.93	1.00	ND	--	ND	ND	ND	ND	ND	--	
03/25/99	227.77	7.46	0.00	220.31	1.38	ND	--	ND	ND	ND	ND	7.6	--	
03/07/00	227.77	7.58	0.00	220.19	-0.12	ND	--	ND	1.11	ND	ND	ND	--	
03/28/01	227.77	7.62	0.00	220.15	-0.04	ND	--	ND	ND	ND	ND	ND	--	
03/09/02	227.77	6.64	0.00	221.13	0.98	270	--	3.1	ND<1.0	5.0	ND<1.0	1200	--	
03/24/03	227.77	--	--	--	--	--	--	--	--	--	--	--	--	Inaccessible
03/26/04	227.77	--	--	--	--	--	--	--	--	--	--	--	--	Unable to locate
03/17/05	227.77	--	--	--	--	--	--	--	--	--	--	--	--	Unable to locate
<b>MW-5</b>														
05/23/91	225.42	--	--	--	--	ND	--	ND	ND	ND	ND	--	--	
09/20/91	225.42	--	--	--	--	ND	--	ND	ND	ND	ND	--	--	
10/10/91	225.42	--	--	--	--	--	--	--	--	--	--	--	--	
12/19/91	225.42	--	--	--	--	ND	--	ND	ND	ND	ND	--	--	
03/20/92	225.42	--	--	--	--	ND	--	ND	ND	ND	ND	--	--	
06/18/92	225.42	--	--	--	--	ND	--	ND	ND	ND	ND	--	--	
09/10/92	225.42	--	--	--	--	ND	--	ND	ND	ND	ND	--	--	
12/10/92	225.42	--	--	--	--	ND	--	ND	ND	ND	ND	--	--	
03/10/93	225.42	7.67	0.00	217.75	--	ND	--	ND	ND	ND	ND	--	--	
06/09/93	225.42	8.57	0.00	216.85	-0.90	ND	--	ND	ND	ND	ND	--	--	
09/09/93	225.11	9.12	0.00	215.99	-0.86	ND	--	ND	ND	ND	ND	--	--	
12/09/93	225.11	9.97	0.00	215.14	-0.85	ND	--	ND	ND	ND	ND	--	--	

**Table 2**  
**HISTORIC FLUID LEVELS AND SELECTED ANALYTICAL RESULTS**  
**May 1991 Through March 2005**  
**76 Station 5484**

Date Sampled	TOC Elevation (feet)	Depth to Water (feet)	LPH Thickness (feet)	Ground-water Elevation (feet)	Change in Elevation (feet)	TPH-G (µg/l)	TPPH 8260B (µg/l)	Benzene (µg/l)	Toluene (µg/l)	Ethyl-benzene (µg/l)	Total Xylenes (µg/l)	MTBE 8021B (µg/l)	MTBE 8260B (µg/l)	Comments
<b>MW-5 continued</b>														
03/03/94	225.11	7.87	0.00	217.24	2.10	ND	--	ND	ND	0.71	1.7	ND	--	
06/03/94	225.11	9.01	0.00	216.10	-1.14	ND	--	ND	ND	ND	ND	--	--	
09/02/94	225.11	9.23	0.00	215.88	-0.22	ND	--	ND	ND	ND	ND	--	--	
12/01/94	225.11	9.18	0.00	215.93	0.05	ND	--	ND	ND	ND	ND	--	--	
03/01/95	225.11	7.98	0.00	217.13	1.20	ND	--	ND	ND	ND	ND	--	--	
06/01/95	225.11	8.21	0.00	216.90	-0.23	ND	--	ND	ND	ND	ND	--	--	
09/05/95	225.11	9.57	0.00	215.54	-1.36	ND	--	ND	0.95	ND	0.87	--	--	
12/05/95	225.11	9.60	0.00	215.51	-0.03	ND	--	ND	ND	ND	ND	27	--	
04/11/96	225.11	7.48	0.00	217.63	--	ND	--	ND	ND	ND	ND	56	--	
03/13/97	225.11	9.56	0.00	215.55	-2.08	ND	--	ND	ND	ND	ND	ND	--	
03/02/98	225.11	8.96	0.00	216.15	0.60	ND	--	ND	ND	ND	ND	ND	--	
03/25/99	225.11	7.53	0.00	217.58	1.43	ND	--	ND	ND	ND	ND	3.9	--	
03/07/00	225.11	7.49	0.00	217.62	0.04	ND	--	ND	1.13	ND	ND	ND	--	
03/28/01	225.11	6.83	0.00	218.28	0.66	ND	--	ND	ND	ND	ND	ND	--	
03/09/02	225.11	5.85	0.00	219.26	0.98	ND<50	--	ND<0.50	ND<0.50	ND<0.50	ND<0.50	ND<5.0	--	
03/24/03	225.11	5.90	0.00	219.21	-0.05	--	56	ND<0.50	ND<0.50	ND<0.50	ND<1.0	--	ND<2.0	
03/26/04	225.11	6.93	0.00	218.18	-1.03	ND<50	--	ND<0.50	ND<0.50	ND<0.50	ND<0.50	ND<5.0	--	
03/17/05	225.11	6.08	0.00	219.03	0.85	ND<50	--	ND<0.50	ND<0.50	ND<0.50	ND<0.50	ND<5.0	--	
<b>MW-6</b>														
05/23/91	239.38	--	--	--	--	ND	--	ND	ND	ND	ND	--	--	
09/20/91	239.38	--	--	--	--	--	--	--	--	--	--	--	--	Sampled semi-annually
12/19/91	239.38	--	--	--	--	ND	--	ND	ND	ND	ND	--	--	
06/18/92	--	--	--	--	--	ND	--	ND	ND	ND	ND	--	--	
12/10/92	239.38	--	--	--	--	ND	--	ND	ND	ND	ND	--	--	



**Table 2**  
**HISTORIC FLUID LEVELS AND SELECTED ANALYTICAL RESULTS**  
**May 1991 Through March 2005**  
**76 Station 5484**

Date Sampled	TOC Elevation (feet)	Depth to Water (feet)	LPH Thickness (feet)	Ground-water Elevation (feet)	Change in Elevation (feet)	TPH-G (µg/l)	TPPH 8260B (µg/l)	Benzene (µg/l)	Toluene (µg/l)	Ethyl-benzene (µg/l)	Total Xylenes (µg/l)	MTBE 8021B (µg/l)	MTBE 8260B (µg/l)	Comments
<b>MW-6 continued</b>														
03/10/93	239.38	5.32	0.00	234.06	--	--	--	--	--	--	--	--	--	
06/09/93	239.38	5.94	0.00	233.44	-0.62	ND	--	ND	ND	ND	ND	--	--	
09/09/93	239.04	6.82	0.00	232.22	-1.22	--	--	--	--	--	--	--	--	
12/09/93	239.04	7.43	0.00	231.61	-0.61	150	--	ND	ND	ND	1.7	--	--	
03/03/94	239.04	6.45	0.00	232.59	0.98	--	--	--	--	--	--	--	--	
06/03/94	239.04	5.81	0.00	233.23	0.64	ND	--	ND	ND	ND	ND	--	--	
09/02/94	239.04	6.98	0.00	232.06	-1.17	--	--	--	--	--	--	--	--	
12/01/94	239.04	6.92	0.00	232.12	0.06	ND	--	ND	ND	ND	ND	--	--	
03/01/95	239.04	5.17	0.00	233.87	1.75	--	--	--	--	--	--	--	--	
06/01/95	239.04	4.76	0.00	234.28	0.41	ND	--	ND	0.70	ND	1.7	--	--	
09/05/95	239.04	5.69	0.00	233.35	-0.93	--	--	--	--	--	--	--	--	
12/05/95	239.04	6.75	0.00	232.29	-1.06	ND	--	ND	ND	ND	ND	1.4	--	
04/11/96	239.04	4.28	0.00	234.76	--	--	--	--	--	--	--	--	--	Not Sampled
03/13/97	239.04	7.05	0.00	231.99	-2.77	--	--	--	--	--	--	--	--	
03/02/98	239.04	5.14	0.00	233.90	1.91	--	--	--	--	--	--	--	--	
03/25/99	239.04	5.05	0.00	233.99	0.09	--	--	--	--	--	--	--	--	
03/07/00	239.04	5.15	0.00	233.89	-0.10	--	--	--	--	--	--	--	--	
03/28/01	239.04	5.17	0.00	233.87	-0.02	--	--	--	--	--	--	--	--	
03/09/02	239.04	5.13	0.00	233.91	0.04	--	--	--	--	--	--	--	--	
03/24/03	239.04	5.13	0.00	233.91	0.00	--	--	--	--	--	--	--	--	
03/26/04	239.04	5.10	0.00	233.94	0.03	--	--	--	--	--	--	--	--	Monitored Only
03/17/05	239.04	4.09	0.00	234.95	1.01	--	--	--	--	--	--	--	--	Monitored only
<b>MW-7</b>														
05/23/91	231.66	--	--	--	--	3000	--	160	1.2	25	120	--	--	

**Table 2**  
**HISTORIC FLUID LEVELS AND SELECTED ANALYTICAL RESULTS**  
**May 1991 Through March 2005**  
**76 Station 5484**

Date Sampled	TOC Elevation (feet)	Depth to Water (feet)	LPH Thickness (feet)	Ground-water Elevation (feet)	Change in Elevation (feet)	TPH-G (µg/l)	TPPH 8260B (µg/l)	Benzene (µg/l)	Toluene (µg/l)	Ethyl-benzene (µg/l)	Total Xylenes (µg/l)	MTBE 8021B (µg/l)	MTBE 8260B (µg/l)	Comments
<b>MW-7 continued</b>														
09/20/91	231.66	--	--	--	--	1400	--	160	0.75	89	130	--	--	
12/19/91	231.66	--	--	--	--	3900	--	240	2.4	280	270	--	--	
03/20/92	231.66	--	--	--	--	11000	--	980	ND	990	1600	--	--	
06/18/92	231.66	--	--	--	--	5500	--	340	4.2	380	410	--	--	
09/10/92	231.66	--	--	--	--	2100	--	160	1.9	140	150	--	--	
12/10/92	231.66	--	--	--	--	1200	--	28	ND	37	13	--	--	
03/10/93	231.66	7.69	0.00	223.97	--	4400	--	310	ND	300	330	--	--	
06/09/93	231.66	8.59	0.00	223.07	-0.90	4600	--	430	ND	510	430	--	--	
09/09/93	231.39	10.11	0.00	221.28	-1.79	2600	--	160	19	250	120	--	--	
12/09/93	231.39	10.65	0.00	220.74	-0.54	980	--	54	4.6	71	5.6	--	--	
03/03/94	231.39	8.17	0.00	223.22	2.48	9300	--	290	ND	590	400	1.7	--	
06/03/94	231.39	8.73	0.00	222.66	-0.56	9400	--	380	5	820	240	--	--	
09/02/94	231.39	11.00	0.00	220.39	-2.27	3800	--	77	ND	180	42	--	--	
12/01/94	231.39	10.95	0.00	220.44	0.05	3100	--	80	ND	250	190	--	--	
03/01/95	231.39	8.03	0.00	223.36	2.92	3300	--	200	3.9	300	350	--	--	
06/01/95	231.39	7.92	0.00	223.47	0.11	3900	--	170	ND	400	430	--	--	
09/05/95	231.39	8.61	0.00	222.78	-0.69	710	--	32	ND	85	33	--	--	
12/05/95	231.39	9.69	0.00	221.70	-1.08	400	--	23	ND	34	16	1600	--	
12/08/95	231.39	9.59	0.00	221.80	0.10	--	--	--	--	--	--	--	--	
04/11/96	231.39	7.31	0.00	224.08	2.28	1500	--	52	ND	160	130	1500	--	
03/13/97	231.39	9.48	0.00	221.91	-2.17	460	--	13	ND	31	4.0	430	--	
03/02/98	231.39	7.93	0.00	223.46	1.55	1800	--	63	ND	240	60	790	--	
03/25/99	231.39	7.25	0.00	224.14	0.68	380	--	6.4	ND	10	4.9	1200	--	
03/07/00	231.39	7.12	0.00	224.27	0.13	199	--	3.51	ND	3.30	0.697	1250	--	

**Table 2**  
**HISTORIC FLUID LEVELS AND SELECTED ANALYTICAL RESULTS**  
**May 1991 Through March 2005**  
**76 Station 5484**

Date Sampled	TOC Elevation (feet)	Depth to Water (feet)	LPH Thickness (feet)	Ground- water Elevation (feet)	Change in Elevation (feet)	TPH-G (µg/l)	TPPH 8260B (µg/l)	Benzene (µg/l)	Toluene (µg/l)	Ethyl- benzene (µg/l)	Total Xylenes (µg/l)	MTBE 8021B (µg/l)	MTBE 8260B (µg/l)	Comments
<b>MW-7 continued</b>														
03/28/01	231.39	6.92	0.00	224.47	0.20	734	--	19.6	0.514	23.3	6.13	1070	1260	
03/09/02	231.39	6.48	0.00	224.91	0.44	ND<50	--	ND<0.50	ND<0.50	ND<0.50	ND<0.50	ND<5.0	--	
03/24/03	231.39	6.42	0.00	224.97	0.06	--	--	ND<10	ND<10	ND<10	ND<20	--	1600	
03/26/04	231.39	7.25	0.00	224.14	-0.83	2800	--	34	ND<25	120	33	1200	--	
03/17/05	231.39	7.02	0.00	224.37	0.23	2700	--	ND<5.0	ND<5.0	160	15	940	--	

**Table 3**  
**ADDITIONAL ANALYTICAL RESULTS**  
**76 Station 5484**

Date Sampled	TPH-D (µg/l)	cis-1,3-dichloropropene (µg/l)	trans-1,3-Dichloropropene (µg/l)	1,4-Dichlorobenzene (µg/l)	EDC (µg/l)	Chlorobenzene (µg/l)	2-Chloroethyl vinyl (µg/l)	Dibromochloromethane (µg/l)	PCE (µg/l)	cis-1,2-Dichloroethene (µg/l)	trans-1,2-Dichloroethene (µg/l)	1,3-Dichlorobenzene (µg/l)	Carbon tetrachloride (µg/l)	Chloroform (µg/l)	1,1,1-Trichloroethane (µg/l)
<b>MW-4</b>															
04/11/96	--	--	--	--	ND	--	--	--	--	--	--	--	--	--	--
03/13/97	--	--	--	--	ND	--	--	--	--	--	--	--	--	--	--
03/02/98	--	--	--	--	ND	--	--	--	--	--	--	--	--	--	--
03/25/99	--	--	--	--	ND	--	--	--	--	--	--	--	--	--	--
03/07/00	--	--	--	--	ND	--	--	--	--	--	--	--	--	87.1	--
03/28/01	--	--	--	--	ND	--	--	--	--	--	--	--	--	ND	--
03/09/02	--	--	--	--	ND<2.5	--	--	--	--	--	--	--	--	--	--
03/24/03	--	--	--	--		--	--	--	--	--	--	--	--	--	--
<b>MW-5</b>															
09/20/91	450	--	--	--	--	--	--	--	--	--	--	--	--	--	--
10/10/91	ND	--	--	--	--	--	--	--	--	--	--	--	--	--	--
03/20/92	170	--	--	--	--	--	--	--	--	--	--	--	--	--	--
06/18/92	ND	--	--	--	--	--	--	--	--	--	--	--	--	--	--
09/10/92	110	--	--	--	--	--	--	--	--	--	--	--	--	--	--
12/10/92	83	--	--	--	--	--	--	--	--	--	--	--	--	--	--
03/10/93	69	--	--	--	ND	--	--	--	--	--	--	--	--	--	--
06/09/93	64	--	--	--	ND	--	--	--	--	--	--	--	--	--	--
09/09/93	58	--	--	--	ND	--	--	--	--	--	--	--	--	--	--
12/09/93	87	--	--	--	ND	--	--	--	--	--	--	--	--	--	--
03/03/94	ND	--	--	--	ND	--	--	--	--	--	--	--	--	--	--
06/03/94	80	--	--	--	ND	--	--	--	--	--	--	--	--	--	--
09/02/94	130	--	--	--	ND	--	--	--	--	--	--	--	--	--	--
12/01/94	79	--	--	--	ND	--	--	--	--	--	--	--	--	--	--
03/01/95	ND	--	--	--	ND	--	--	--	--	--	--	--	--	--	--
06/01/95	57	--	--	--	ND	--	--	--	--	--	--	--	--	--	--
09/05/95	210	--	--	--	ND	--	--	--	--	--	--	--	--	--	--

**Table 3**  
**ADDITIONAL ANALYTICAL RESULTS**  
**76 Station 5484**

Date Sampled	TPH-D (µg/l)	cis-1,3-dichloro-propene (µg/l)	trans-1,3-Dichloro-propene (µg/l)	1,4-Dichloro-benzene (µg/l)	EDC (µg/l)	Chloro-benzene (µg/l)	2-Chloroethy l vinyl (µg/l)	Dibromo-chloro-methane (µg/l)	PCE (µg/l)	cis-1,2-Dichloro-ethene (µg/l)	trans-1,2-Dichloro-ethene (µg/l)	1,3-Dichloro-benzene (µg/l)	Carbon tetra-chloride (µg/l)	Chloro-form (µg/l)	1,1,1-Trichloro-ethane (µg/l)
<b>MW-5 continued</b>															
12/05/95	170	--	--	--	ND	--	--	--	--	--	--	--	--	--	--
04/11/96	--	--	--	--	ND	--	--	--	--	--	--	--	--	--	--
03/13/97	--	--	--	--	ND	--	--	--	--	--	--	--	--	--	--
03/02/98	--	--	--	--	ND	--	--	--	--	--	--	--	--	--	--
03/25/99	--	--	--	--	ND	--	--	--	--	--	--	--	--	--	--
03/07/00	--	--	--	--	ND	--	--	--	--	--	--	--	--	69.7	--
03/28/01	--	--	--	--	ND	--	--	--	--	--	--	--	--	ND	--
03/09/02	--	--	--	--	ND<0.50	--	--	--	--	--	--	--	--	ND<0.50	--
03/24/03	--	--	--	--	ND<0.50	--	--	--	--	--	--	--	--	ND<0.50	--
03/26/04	--	ND<0.50	ND<0.50	ND<0.50	ND<0.50	ND<0.50	ND<0.50	ND<0.50	ND<0.50	ND<0.50	ND<0.50	ND<0.50	ND<0.50	ND<0.50	ND<0.50
03/17/05	--	ND<0.50	ND<0.50	ND<0.50	ND<0.50	ND<0.50	ND<0.50	ND<0.50	ND<0.50	ND<0.50	ND<0.50	ND<0.50	ND<0.50	ND<0.50	ND<0.50
<b>MW-7</b>															
05/23/91	540	--	--	--	3.4	--	--	--	--	--	--	--	--	--	--
09/20/91	580	--	--	--	ND	--	--	--	--	--	--	--	--	--	--
12/19/91	770	--	--	--	3.1	--	--	--	--	--	--	--	--	--	--
03/20/92	3200	--	--	--	ND	--	--	--	--	--	--	--	--	--	--
06/18/92	990	--	--	--	ND	--	--	--	--	--	--	--	--	--	--
09/10/92	290	--	--	--	2.3	--	--	--	--	--	--	--	--	--	--
12/10/92	200	--	--	--	2.0	--	--	--	--	--	--	--	--	--	--
03/10/93	1100	--	--	--	1.3	--	--	--	--	--	--	--	--	--	--
06/09/93	830	--	--	--	1.3	--	--	--	--	--	--	--	--	--	--
09/09/93	550	--	--	--	1.5	--	--	--	--	--	--	--	--	--	--
12/09/93	250	--	--	--	1.5	--	--	--	--	--	--	--	--	--	--
03/03/94	1400	--	--	--	1.7	--	--	--	--	--	--	--	--	--	--
06/03/94	2000	--	--	--	1.4	--	--	--	--	--	--	--	--	--	--
09/02/94	490	--	--	--	1.1	--	--	--	--	--	--	--	--	--	--

**Table 3**  
**ADDITIONAL ANALYTICAL RESULTS**  
**76 Station 5484**

Date Sampled	TPH-D (µg/l)	cis-1,3-dichloro-propene (µg/l)	trans-1,3-Dichloro-propene (µg/l)	1,4-Dichloro-benzene (µg/l)	EDC (µg/l)	Chloro-benzene (µg/l)	2-Chloroethy-1 vinyl (µg/l)	Dibromo-chloro-methane (µg/l)	PCE (µg/l)	cis-1,2-Dichloro-ethene (µg/l)	trans-1,2-Dichloro-ethene (µg/l)	1,3-Dichloro-benzene (µg/l)	Carbon tetra-chloride (µg/l)	Chloro-form (µg/l)	1,1,1-Trichloro-ethane (µg/l)
<b>MW-7 continued</b>															
12/01/94	260	--	--	--	1.0	--	--	--	--	--	--	--	--	--	--
03/01/95	1900	--	--	--	1.6	--	--	--	--	--	--	--	--	--	--
06/01/95	1600	--	--	--	1.4	--	--	--	--	--	--	--	--	--	--
09/05/95	ND	--	--	--	1.8	--	--	--	--	--	--	--	--	--	--
12/05/95	110	--	--	--	ND	--	--	--	--	--	--	--	--	--	--
04/11/96	--	--	--	--	0.75	--	--	--	--	--	--	--	--	--	--
03/13/97	--	--	--	--	ND	--	--	--	--	--	--	--	--	--	--
03/02/98	--	--	--	--	0.92	--	--	--	--	--	--	--	--	--	--
03/25/99	--	--	--	--	ND	--	--	--	--	--	--	--	--	--	--
03/07/00	--	--	--	--	ND	--	--	--	--	--	--	--	--	ND	--
03/28/01	--	--	--	--	ND	--	--	--	--	--	--	--	--	ND	--
03/09/02	--	--	--	--	ND<0.50	--	--	--	--	--	--	--	--	ND<0.50	--
03/24/03	--	--	--	--	0.98	--	--	--	--	--	--	--	--	ND<0.50	--
03/26/04	--	ND<10	ND<10	ND<10	ND<10	ND<10	ND<10	ND<10	ND<10	ND<10	ND<10	ND<10	ND<10	ND<10	ND<10
03/17/05	--	ND<10	ND<10	ND<10	ND<10	ND<10	ND<10	ND<10	ND<10	ND<10	ND<10	ND<10	ND<10	ND<10	ND<10

**Table 3 b**  
**ADDITIONAL ANALYTICAL RESULTS**  
**76 Station 5484**

Date Sampled	Bromo-methane (µg/l)	Chloro-methane (µg/l)	Chloro-ethane (µg/l)	Vinyl chloride (µg/l)	Methylene chloride (µg/l)	Bromoform (µg/l)	Bromo-dichloro-methane (µg/l)	1,1-Dichloro-ethane (µg/l)	1,1-Dichloro-ethene (µg/l)	Trichloro-fluoro-methane (µg/l)	Trichloro-trifluoro-ethane (µg/l)	1,2-Dichloro-propane (µg/l)	1,1,2-Trichloro-ethane (µg/l)	TCE (µg/l)	1,1,2,2-Tetrachloroethane (µg/l)
<b>MW-4</b>															
03/07/00	--	--	--	--	--	--	ND	--	--	--	--	--	--	--	--
03/28/01	--	--	--	--	--	--	ND	--	--	--	--	--	--	--	--
03/09/02	--	--	--	--	--	--	ND<2.5	--	--	--	--	--	--	--	--
<b>MW-5</b>															
03/07/00	--	--	--	--	--	--	7.16	--	--	--	--	--	--	--	--
03/28/01	--	--	--	--	--	--	ND	--	--	--	--	--	--	--	--
03/09/02	--	--	--	--	--	--	ND<0.50	--	--	--	--	--	--	--	--
03/24/03	--	--	--	--	--	--	--	--	--	--	--	--	--	--	--
03/26/04	ND<1.0	ND<1.0	ND<1.0	ND<0.50	ND<5.0	ND<2.0	ND<0.50	ND<0.50	ND<0.50	ND<1.0	ND<0.50	ND<0.50	ND<0.50	ND<0.50	ND<0.50
03/17/05	ND<1.0	ND<1.0	ND<1.0	ND<0.50	ND<5.0	ND<2.0	ND<0.50	ND<0.50	ND<0.50	ND<1.0	ND<0.50	ND<0.50	ND<0.50	ND<0.50	ND<0.50
<b>MW-7</b>															
03/07/00	--	--	--	--	--	--	ND	--	--	--	--	--	--	--	--
03/28/01	--	--	--	--	--	--	ND	--	--	--	--	--	--	--	--
03/09/02	--	--	--	--	--	--	ND<0.50	--	--	--	--	--	--	--	--
03/24/03	--	--	--	--	--	--	ND<0.50	--	--	--	--	--	--	--	--
03/26/04	ND<20	ND<20	ND<20	ND<10	ND<100	ND<40	ND<10	ND<10	ND<10	ND<20	ND<10	ND<10	ND<10	ND<10	ND<10
03/17/05	ND<20	ND<20	ND<20	ND<10	ND<100	ND<40	ND<10	ND<10	ND<10	ND<20	ND<10	ND<10	ND<10	ND<10	ND<10

**Table 3 c**  
**ADDITIONAL ANALYTICAL RESULTS**  
**76 Station 5484**

Date Sampled	1,2-Dichlorobenzene (µg/l)	Dichlorodifluoromethane (µg/l)	EDB (µg/l)	1,2,4-Trichlorobenzene (µg/l)	HCBD (µg/l)	Naphthalene (µg/l)	TAME 8260B (µg/l)	TBA 8260B (µg/l)	DIPE 8260B (µg/l)	ETBE 8260B (µg/l)	Acenaphthylene (µg/l)	Acenaphthene (µg/l)	Fluorene (µg/l)	Phenanthrene (µg/l)	Anthracene (µg/l)
<b>MW-4</b>															
04/11/96	--	--	--	--	--	ND	--	--	--	--	--	--	--	--	--
03/13/97	--	--	--	--	--	ND	--	--	--	--	--	--	--	--	--
03/25/99	--	--	--	--	--	ND	--	--	--	--	--	--	--	--	--
03/07/00	--	--	--	--	--	ND	--	--	--	--	--	--	--	--	--
03/28/01	--	--	--	--	--	ND	--	--	--	--	--	--	--	--	--
03/09/02	--	--	--	--	--	ND<5.0	--	--	--	--	--	--	--	--	--
<b>MW-5</b>															
03/10/93	--	--	--	--	--	ND	--	--	--	--	--	--	--	--	--
04/11/96	--	--	--	--	--	ND	--	--	--	--	--	--	--	--	--
03/13/97	--	--	--	--	--	ND	--	--	--	--	--	--	--	--	--
03/25/99	--	--	--	--	--	ND	--	--	--	--	--	--	--	--	--
03/07/00	--	--	--	--	--	ND	--	--	--	--	--	--	--	--	--
03/28/01	--	--	--	--	--	ND	--	--	--	--	--	--	--	--	--
03/09/02	--	--	--	--	--	ND<5.0	--	--	--	--	--	--	--	--	--
03/24/03	--	--	--	--	--	ND<2.0	--	--	--	--	--	--	--	--	--
03/26/04	ND<0.50	ND<1.0	--	ND<2.0	ND<2.0	ND<2.0	--	--	--	--	ND<2.0	ND<2.0	ND<2.0	ND<2.0	ND<2.0
03/17/05	ND<0.50	ND<1.0	--	--	--	--	--	--	--	--	--	--	--	--	--
<b>MW-7</b>															
03/10/93	--	--	--	--	--	83	--	--	--	--	--	--	--	--	--
06/09/93	--	--	--	--	--	83	--	--	--	--	--	--	--	--	--
09/09/93	--	--	--	--	--	48	--	--	--	--	--	--	--	--	--
12/09/93	--	--	--	--	--	15	--	--	--	--	--	--	--	--	--
03/03/94	--	--	--	--	--	130	--	--	--	--	--	--	--	--	--
06/03/94	--	--	--	--	--	61	--	--	--	--	--	--	--	--	--
09/02/94	--	--	--	--	--	ND	--	--	--	--	--	--	--	--	--
12/01/94	--	--	--	--	--	2.5	--	--	--	--	--	--	--	--	--



**Table 3 c**  
**ADDITIONAL ANALYTICAL RESULTS**  
**76 Station 5484**

Date Sampled	1,2-Dichlorobenzene (µg/l)	Dichlorodifluoromethane (µg/l)	EDB (µg/l)	1,2,4-Trichlorobenzene (µg/l)	HCBd (µg/l)	Naphthalene (µg/l)	TAME 8260B (µg/l)	TBA 8260B (µg/l)	DIPE 8260B (µg/l)	ETBE 8260B (µg/l)	Acenaphthylene (µg/l)	Acenaphthene (µg/l)	Fluorene (µg/l)	Phenanthrene (µg/l)	Anthracene (µg/l)
<b>MW-7 continued</b>															
03/01/95	--	--	--	--	--	120	--	--	--	--	--	--	--	--	--
06/01/95	--	--	--	--	--	83	--	--	--	--	--	--	--	--	--
09/05/95	--	--	--	--	--	7.0	--	--	--	--	--	--	--	--	--
12/08/95	--	--	--	--	--	14	--	--	--	--	--	--	--	--	--
04/11/96	--	--	--	--	--	42	--	--	--	--	--	--	--	--	--
03/13/97	--	--	--	--	--	9.0	--	--	--	--	--	--	--	--	--
03/25/99	--	--	--	--	--	ND	--	--	--	--	--	--	--	--	--
03/07/00	--	--	--	--	--	ND	--	--	--	--	--	--	--	--	--
03/28/01	--	--	ND	--	--	7.7	ND	ND	ND	ND	--	--	--	--	--
03/09/02	--	--	--	--	--	ND<5.0	--	--	--	--	--	--	--	--	--
03/26/04	ND<10	ND<20	--	ND<2.0	ND<2.0	17	--	--	--	--	ND<2.0	ND<2.0	ND<2.0	ND<2.0	ND<2.0
03/17/05	ND<10	ND<20	--	--	--	--	--	--	--	--	--	--	--	--	--

**Table 3 d**  
**ADDITIONAL ANALYTICAL RESULTS**  
**76 Station 5484**

Date Sampled	Fluoranthene (µg/l)	Pyrene (µg/l)	Benzo(a)Anthracene (µg/l)	Chrysene (µg/l)	B[B]F (µg/l)	B[K]F (µg/l)	Benzo(a)Pyrene (µg/l)	DB[A,H]A (µg/l)	Benzo(g,h,i)perylene (µg/l)	Indeno(1,2,3c,d)pyrene (µg/l)	bis(2-Ethylhexyl) phthalate (µg/l)	2-Methylphenol (µg/l)	4-Methylphenol (µg/l)	TOG (mg/l)	1,2 DCE (µg/l)
<b>MW-4</b>															
04/11/96	--	--	--	--	--	--	--	--	--	--	ND	--	--	--	--
03/13/97	--	--	--	--	--	--	--	--	--	--	ND	--	--	--	--
03/25/99	--	--	--	--	--	--	--	--	--	--	ND	--	--	--	--
03/07/00	--	--	--	--	--	--	--	--	--	--	ND	--	--	--	--
03/28/01	--	--	--	--	--	--	--	--	--	--	ND	--	--	--	--
03/09/02	--	--	--	--	--	--	--	--	--	--	ND<10	--	--	--	--
<b>MW-5</b>															
03/10/93	--	--	--	--	--	--	--	--	--	--	ND	--	--	--	--
04/11/96	--	--	--	--	--	--	--	--	--	--	ND	--	--	--	--
03/13/97	--	--	--	--	--	--	--	--	--	--	740	--	--	--	--
03/25/99	--	--	--	--	--	--	--	--	--	--	ND	--	--	--	--
03/07/00	--	--	--	--	--	--	--	--	--	--	ND	--	--	--	--
03/28/01	--	--	--	--	--	--	--	--	--	--	ND	--	--	--	--
03/09/02	--	--	--	--	--	--	--	--	--	--	ND<10	--	--	--	--
03/24/03	--	--	--	--	--	--	--	--	--	--	ND<10	--	--	--	ND<0.50
03/26/04	ND<2.0	ND<2.0	ND<2.0	ND<2.0	ND<2.0	ND<2.0	ND<2.0	ND<2.0	ND<2.0	ND<2.0	ND<10	ND<2.0	ND<2.0	--	--
<b>MW-7</b>															
05/23/91	--	--	--	--	--	--	--	--	--	--	--	--	--	ND	--
09/20/91	--	--	--	--	--	--	--	--	--	--	--	--	--	ND	--
12/19/91	--	--	--	--	--	--	--	--	--	--	--	--	--	ND	--
03/20/92	--	--	--	--	--	--	--	--	--	--	--	--	--	ND	--
06/18/92	--	--	--	--	--	--	--	--	--	--	--	--	--	ND	--
03/10/93	--	--	--	--	--	--	--	--	--	--	13	--	--	--	--
06/09/93	--	--	--	--	--	--	--	--	--	--	13	--	--	--	--
09/09/93	--	--	--	--	--	--	--	--	--	--	ND	--	--	--	--
12/09/93	--	--	--	--	--	--	--	--	--	--	ND	--	--	--	--

**Table 3 d**  
**ADDITIONAL ANALYTICAL RESULTS**  
**76 Station 5484**

Date Sampled	Fluoranthene (µg/l)	Pyrene (µg/l)	Benzo (a)Anthracene (µg/l)	Chrysene (µg/l)	B[B]F (µg/l)	B[K]F (µg/l)	Benzo(a) Pyrene (µg/l)	DB[A,H]A (µg/l)	Benzo (g,h,i)-perylene (µg/l)	Indeno (1,2,3c,d)-pyrene (µg/l)	bis(2-Ethylhexyl) phthalate (µg/l)	2-Methyl-phenol (µg/l)	4-Methyl-phenol (µg/l)	TOG (mg/l)	1,2 DCE (µg/l)
<b>MW-7 continued</b>															
03/03/94	--	--	--	--	--	--	--	--	--	--	ND	--	--	--	--
06/03/94	--	--	--	--	--	--	--	--	--	--	ND	--	--	--	--
09/02/94	--	--	--	--	--	--	--	--	--	--	ND	--	--	--	--
12/01/94	--	--	--	--	--	--	--	--	--	--	ND	--	--	--	--
03/01/95	--	--	--	--	--	--	--	--	--	--	ND	--	--	--	--
06/01/95	--	--	--	--	--	--	--	--	--	--	ND	--	--	--	--
09/05/95	--	--	--	--	--	--	--	--	--	--	ND	--	--	--	--
12/08/95	--	--	--	--	--	--	--	--	--	--	ND	--	--	--	--
04/11/96	--	--	--	--	--	--	--	--	--	--	ND	--	--	--	--
03/13/97	--	--	--	--	--	--	--	--	--	--	120	--	--	--	--
03/25/99	--	--	--	--	--	--	--	--	--	--	ND	--	--	--	--
03/07/00	--	--	--	--	--	--	--	--	--	--	ND	--	--	--	--
03/28/01	--	--	--	--	--	--	--	--	--	--	ND	--	--	--	ND
03/09/02	--	--	--	--	--	--	--	--	--	--	ND<10	--	--	--	--
03/24/03	--	--	--	--	--	--	--	--	--	--	ND<10	--	--	--	0.98
03/26/04	ND<2.0	ND<2.0	ND<2.0	ND<2.0	ND<2.0	ND<2.0	ND<2.0	ND<2.0	ND<2.0	ND<2.0	ND<10	ND<2.0	ND<2.0	--	--

**Table 3 e**  
**ADDITIONAL ANALYTICAL RESULTS**  
**76 Station 5484**

Date Sampled	2-Methyl-naphthalene (µg/l)
<b>MW-4</b>	
04/11/96	ND
03/13/97	ND
03/25/99	ND
03/07/00	ND
03/28/01	ND
03/09/02	ND<5.0
<b>MW-5</b>	
03/10/93	ND
04/11/96	ND
03/13/97	ND
03/25/99	ND
03/07/00	ND
03/28/01	ND
03/09/02	ND<0.50
03/24/03	ND<2.0
03/26/04	ND<2.0
<b>MW-7</b>	
03/10/93	19
06/09/93	19
09/09/93	11
12/09/93	ND
03/03/94	34
06/03/94	18
09/02/94	ND
12/01/94	ND
03/01/95	40

**Table 3 e**  
**ADDITIONAL ANALYTICAL RESULTS**  
**76 Station 5484**

Date  
Sampled

2-Methyl-  
naph-  
thalene  
( $\mu\text{g/l}$ )

---

MW-7 continued

06/01/95	13
09/05/95	ND
12/08/95	ND
04/11/96	7.6
03/13/97	ND
03/25/99	ND
03/07/00	ND
03/28/01	ND
03/09/02	ND<5.0
03/24/03	ND<2.0
03/26/04	23

**Table 4a**  
**ADDITIONAL ANALYTICAL RESULTS**  
**SVOCs by EPA Method 8270C**  
**76 Station 5484**

Date Sampled	2-Chlorophenol (µg/l)	1,3-Dichloro benzene (µg/l)	1,4-Dichloro benzene (µg/l)	Benzyl alcohol (µg/l)	1,2-Dichloro benzene (µg/l)	2-Methyl phenol (µg/l)	Bis(2-chloro- isopropyl)ether (µg/l)	4-Methyl phenol (µg/l)	N-Nitroso-di-n- propylamine (µg/l)
<b>MW-5</b> 03/17/05	ND < 2.0	ND < 2.0	ND < 2.0	ND < 5.0	ND < 2.0	ND < 2.0	ND < 2.0	ND < 2.0	ND < 2.0
<b>MW-7</b> 03/17/05	ND < 2.0	ND < 2.0	ND < 2.0	ND < 5.0	ND < 2.0	ND < 2.0	ND < 2.0	ND < 2.0	ND < 2.0

**Table 4b**  
**ADDITIONAL ANALYTICAL RESULTS**  
**SVOCs by EPA Method 8270C**  
**76 Station 5484**

Date Sampled	Hexachloro- ethane (µg/l)	Nitrobenzene (µg/l)	Isophorone (µg/l)	2-Nitrophenol (µg/l)	2,4-Dimethyl- phenol (µg/l)	Bis(2-chloro- ethoxy) methane (µg/l)	2,4-Dichloro- phenol (µg/l)	1,2,4-Trichloro- benzene (µg/l)	Naphthalene (µg/l)	4-Chloroaniline (µg/l)	Hexachloro- butadiene (µg/l)
<b>MW-5</b> 03/17/05	ND<2.0	ND<2.0	ND<2.0	ND<2.0	ND<2.0	ND<5.0	ND<2.0	ND<2.0	ND<2.0	ND<2.0	ND<2.0
<b>MW-7</b> 03/17/05	ND<2.0	ND<2.0	ND<2.0	ND<2.0	ND<2.0	ND<5.0	ND<2.0	ND<2.0	24	ND<2.0	ND<2.0

**Table 4c**  
**ADDITIONAL ANALYTICAL RESULTS**  
**SVOCs by EPA Method 8270C**  
**76 Station 5484**

Date Sampled	4-Chloro-3-methylphenol (µg/l)	2-Methylnaphthalene (µg/l)	Hexachlorocyclopentadiene (µg/l)	2,4,6-Trichlorophenol (µg/l)	2,4,5-Trichlorophenol (µg/l)	2-Chloronaphthalene (µg/l)	2-Nitroaniline (µg/l)	Dimethylphthalate (µg/l)	Acenaphthylene (µg/l)	3-Nitroaniline (µg/l)	Acenaphthene (µg/l)
<b>MW-5</b>											
03/17/05	ND < 5.0	ND < 2.0	ND < 2.0	ND < 2.0	ND < 2.0	ND < 2.0	ND < 10	ND < 5.0	ND < 2.0	ND < 2.0	ND < 2.0
<b>MW-7</b>											
03/17/05	ND < 5.0	11	ND < 5.0	ND < 2.0	ND < 2.0	ND < 2.0	ND < 10	ND < 5.0	ND < 2.0	ND < 2.0	ND < 2.0



**Table 4d**  
**ADDITIONAL ANALYTICAL RESULTS**  
**SVOCs by EPA Method 8270C**  
**76 Station 5484**

Date Sampled	2,4-Dinitro- phenol ( $\mu\text{g/l}$ )	4-Nitrophenol ( $\mu\text{g/l}$ )	Dibenzofuran ( $\mu\text{g/l}$ )	2,4-Dinitro- toluene ( $\mu\text{g/l}$ )	2,6-Dinitro- toluene ( $\mu\text{g/l}$ )	Diethyl phthalate ( $\mu\text{g/l}$ )	4-Chlorophenyl phenyl ether ( $\mu\text{g/l}$ )	Fluorene ( $\mu\text{g/l}$ )	4-Nitroaniline ( $\mu\text{g/l}$ )	2-Methyl-4,6- dinitrophenol ( $\mu\text{g/l}$ )	N-Nitrosodi- phenylamine ( $\mu\text{g/l}$ )
MW-5 03/17/05	ND < 10	ND < 10	ND < 2.0	ND < 2.0	ND < 5.0	ND < 5.0	ND < 5.0	ND < 2.0	ND < 10	ND < 10	ND < 2.0
MW-7 03/17/05	ND < 10	ND < 10	ND < 2.0	ND < 2.0	ND < 5.0	ND < 5.0	ND < 5.0	ND < 2.0	ND < 10	ND < 10	ND < 2.0

**Table 4e**  
**ADDITIONAL ANALYTICAL RESULTS**  
**SVOCs by EPA Method 8270C**  
**76 Station 5484**

Date Sampled	4-Bromophenyl phenyl ether (µg/l)	Hexachloro- benzene (µg/l)	Pentachloro- phenol (µg/l)	Phenanthrene (µg/l)	Anthracene (µg/l)	Di-n-butyl phthalate (µg/l)	Fluoranthene (µg/l)	Pyrene (µg/l)	Butyl benzyl phthalate (µg/l)	3,3-Dichloro- benzidine (µg/l)	Benzo(a)- anthracene (µg/l)
<b>MW-5</b> 03/17/05	ND < 5.0	ND < 2.0	ND < 10	ND < 2.0	ND < 2.0	ND < 5.0	ND < 2.0	ND < 2.0	ND < 5.0	ND < 5.0	ND < 2.0
<b>MW-7</b> 03/17/05	ND < 5.0	ND < 2.0	ND < 10	ND < 2.0	ND < 2.0	ND < 5.0	ND < 2.0	ND < 2.0	ND < 5.0	ND < 5.0	ND < 2.0


**Table 4f**  
**ADDITIONAL ANALYTICAL RESULTS**  
**SVOCs by EPA Method 8270C**  
**76 Station 5484**

Date Sampled	bis(2-Ethylhexyl) phthalate (µg/l)	Chrysene (µg/l)	Di-n-octyl phthalate (µg/l)	Benzo(b)- fluoranthene (µg/l)	Benzo(k)- fluoranthene (µg/l)	Benzo(a)pyrene (µg/l)	Indeno(1,2,3-c,d)- pyrene (µg/l)	Dibenzo(a,h)- anthracene (µg/l)	Benzo(g,h,i)- perylene (µg/l)	Benzoic acid (µg/l)
MW-5 03/17/05	ND < 10	ND < 2.0	ND < 5.0	ND < 2.0	ND < 2.0	ND < 2.0	ND < 2.0	ND < 2.0	ND < 2.0	ND < 10
MW-7 03/17/05	ND < 10	ND < 2.0	ND < 5.0	ND < 2.0	ND < 2.0	ND < 2.0	ND < 2.0	ND < 2.0	ND < 2.0	ND < 21

**Table 4g**  
**ADDITIONAL ANALYTICAL RESULTS**  
**SVOCs by EPA Method 8270C**  
**Former Econo Station 05705**

Date Sampled	bis(2-Chloroethyl) ether ( $\mu\text{g/l}$ )	Phenol ( $\mu\text{g/l}$ )
MW-5 03/17/05	ND < 2.0	ND < 2.0
MW-7 03/17/05	ND < 2.0	ND < 2.0

# FIGURES



SCALE 1:24,000

**SOURCE:**

United States Geological Survey  
7.5 Minute Topographic Map:  
Hayward Quadrangle



QUADRANGLE  
LOCATION

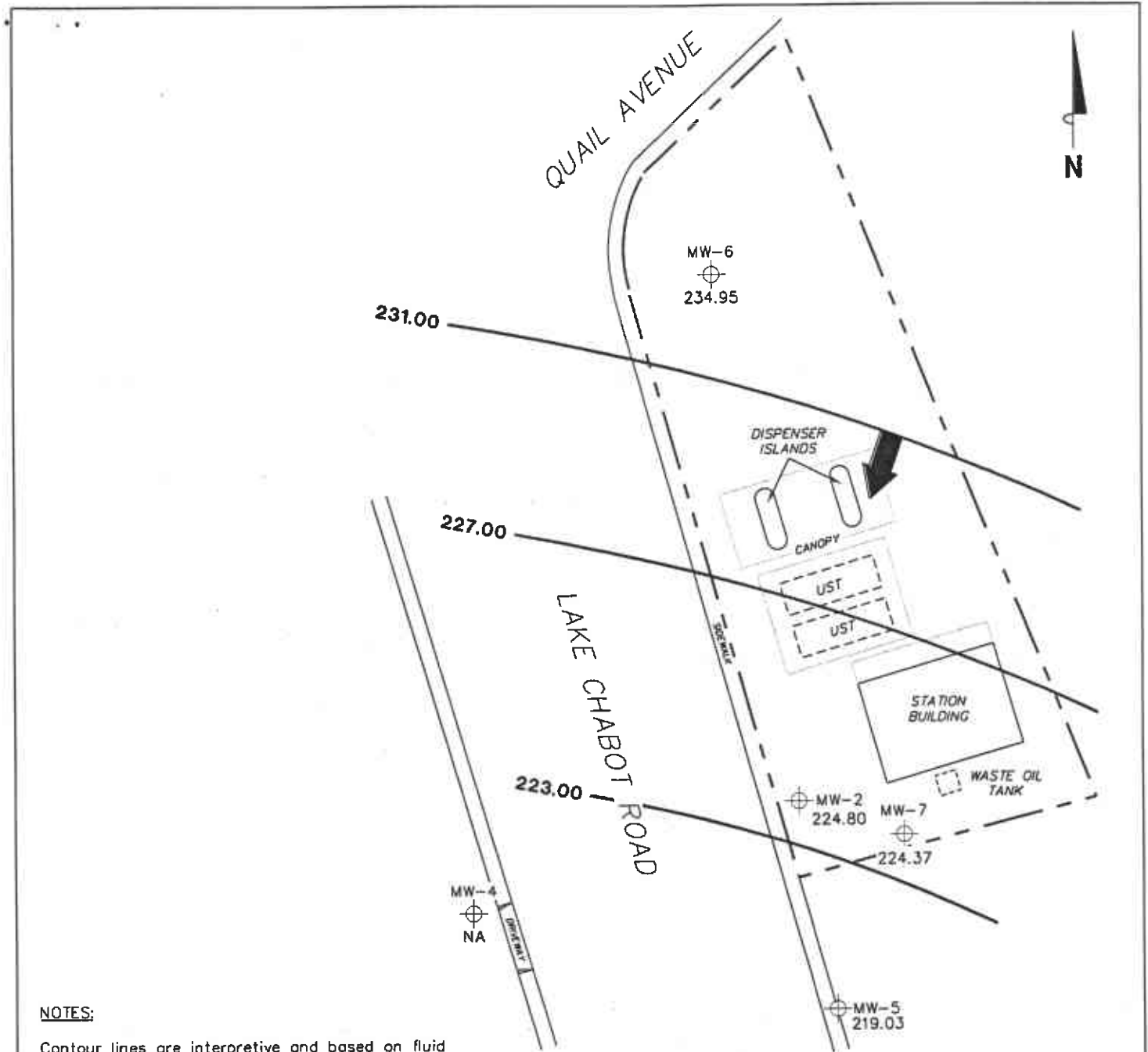
**VICINITY MAP**

76 Station 5484  
18950 Lake Chabot Road  
Castro Valley, California

**FIGURE 1**

PS = 1:1


**TRC**




**NOTES:**

Contour lines are interpretive and based on fluid levels measured in monitoring wells. NA = not analyzed, measured, or collected. Elevations are in feet above mean sea level. UST = underground storage tank.

**LEGEND**

MW-7  Monitoring Well with Groundwater Elevation (feet)

**231.00** — Groundwater Elevation Contour


 General Direction of Groundwater Flow

**GROUNDWATER ELEVATION  
CONTOUR MAP  
March 17, 2005**

76 Station 5484  
18950 Lake Chabot Road  
Castro Valley, California

**FIGURE 2**

PS=1:1 5484-003



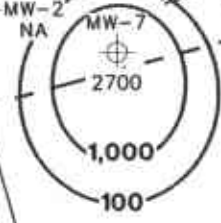
QUAIL AVENUE



MW-6  
⊕  
NA



MW-2  
⊕  
NA



MW-5  
⊕  
ND<50

LAKE CHABOT ROAD

MW-4  
⊕  
NA

**NOTES:**

Contour lines are interpretive and based on laboratory analysis results of groundwater samples.  
TPH-G = total petroleum hydrocarbons as gasoline.  
µg/l = micrograms per liter. NA = not analyzed, measured, or collected. ND = not detected at limit indicated on official laboratory report.  
UST = underground storage tank. Results obtained using EPA Method 8015.

**LEGEND**

MW-7 ⊕ Monitoring Well with Dissolved-Phase TPH-G Concentration (µg/l)

—1,000— Dissolved-Phase TPH-G Contour (µg/l)

**DISSOLVED-PHASE TPH-G CONCENTRATION MAP  
March 17, 2005**

76 Station 5484  
18950 Lake Chabot Road  
Castro Valley, California

SCALE (FEET)

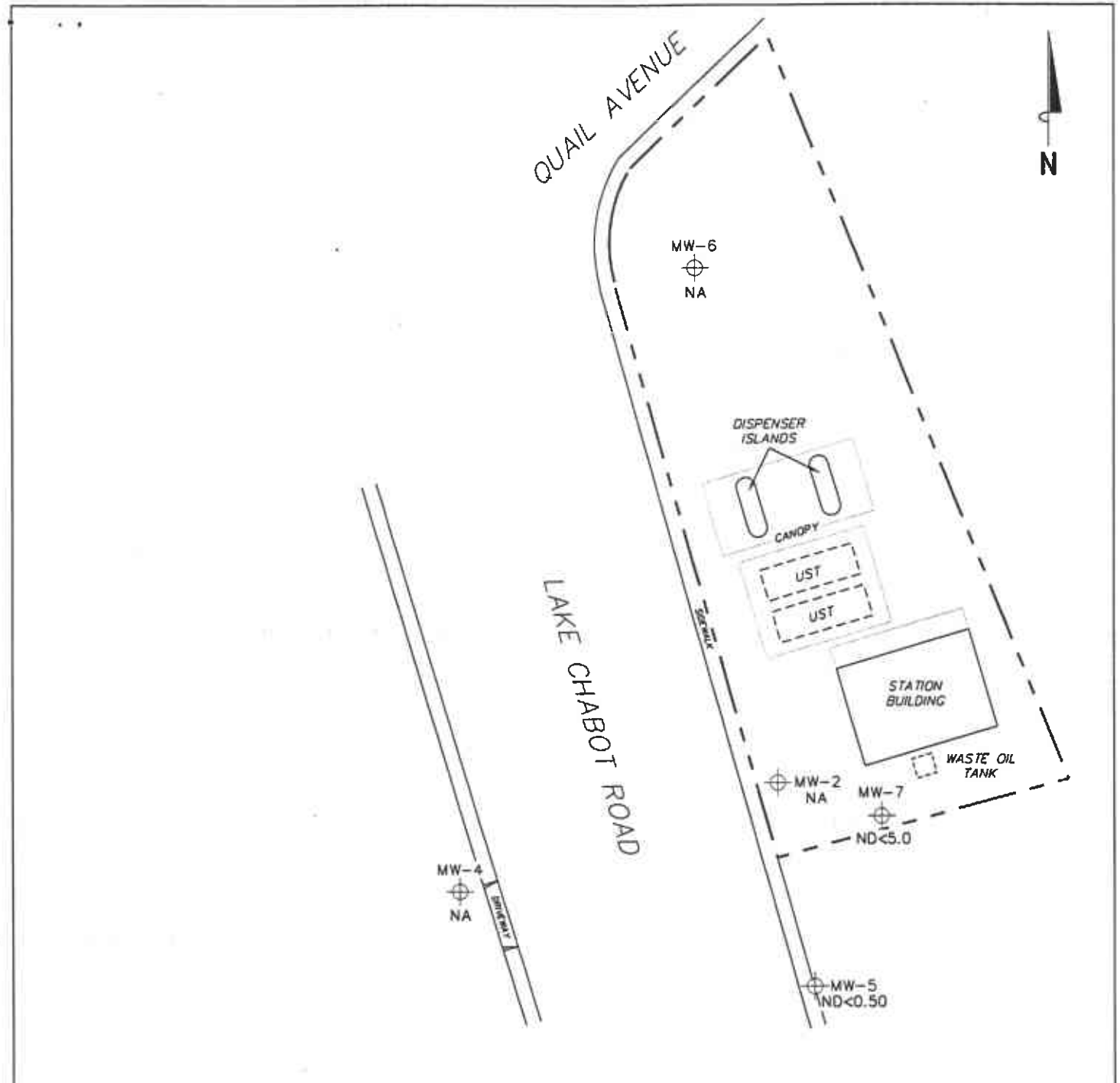


**FIGURE 3**



PS=1:1  
5484-003






**NOTES:**

µg/l = micrograms per liter. NA = not analyzed, measured, or collected. ND = not detected at limit indicated on official laboratory report. UST = underground storage tank.


**LEGEND**

MW-7  Monitoring Well with Dissolved-Phase Benzene Concentration (µg/l)

**DISSOLVED-PHASE BENZENE  
CONCENTRATION MAP  
March 17, 2005**

76 Station 5484  
18950 Lake Chabot Road  
Castro Valley, California

**TRC**



**FIGURE 4**

PS=1:1 5484-003

QUAIL AVENUE



MW-6  
⊕  
NA

DISPENSER ISLANDS

CANDY

UST

UST

STATION BUILDING

WASTE OIL TANK

MW-2  
⊕  
NA

MW-7  
⊕  
940

100

10

MW-5  
⊕  
ND<5.0

LAKE CHABOT ROAD

MW-4  
⊕  
NA

**NOTES:**

Contour lines are interpretive and based on laboratory analysis results of groundwater samples. MTBE = methyl tertiary butyl ether.  $\mu\text{g/l}$  = micrograms per liter. NA = not analyzed, measured, or collected. ND = not detected at limit indicated on official laboratory report. UST = underground storage tank. Results obtained using EPA Method 8021B.

**LEGEND**

MW-7 ⊕ Monitoring Well with Dissolved-Phase MTBE Concentration ( $\mu\text{g/l}$ )

—100— Dissolved-Phase MTBE Contour ( $\mu\text{g/l}$ )

**DISSOLVED-PHASE MTBE CONCENTRATION MAP  
March 17, 2005**

76 Station 5484  
18950 Lake Chabot Road  
Castro Valley, California

SCALE (FEET)



**FIGURE 5**

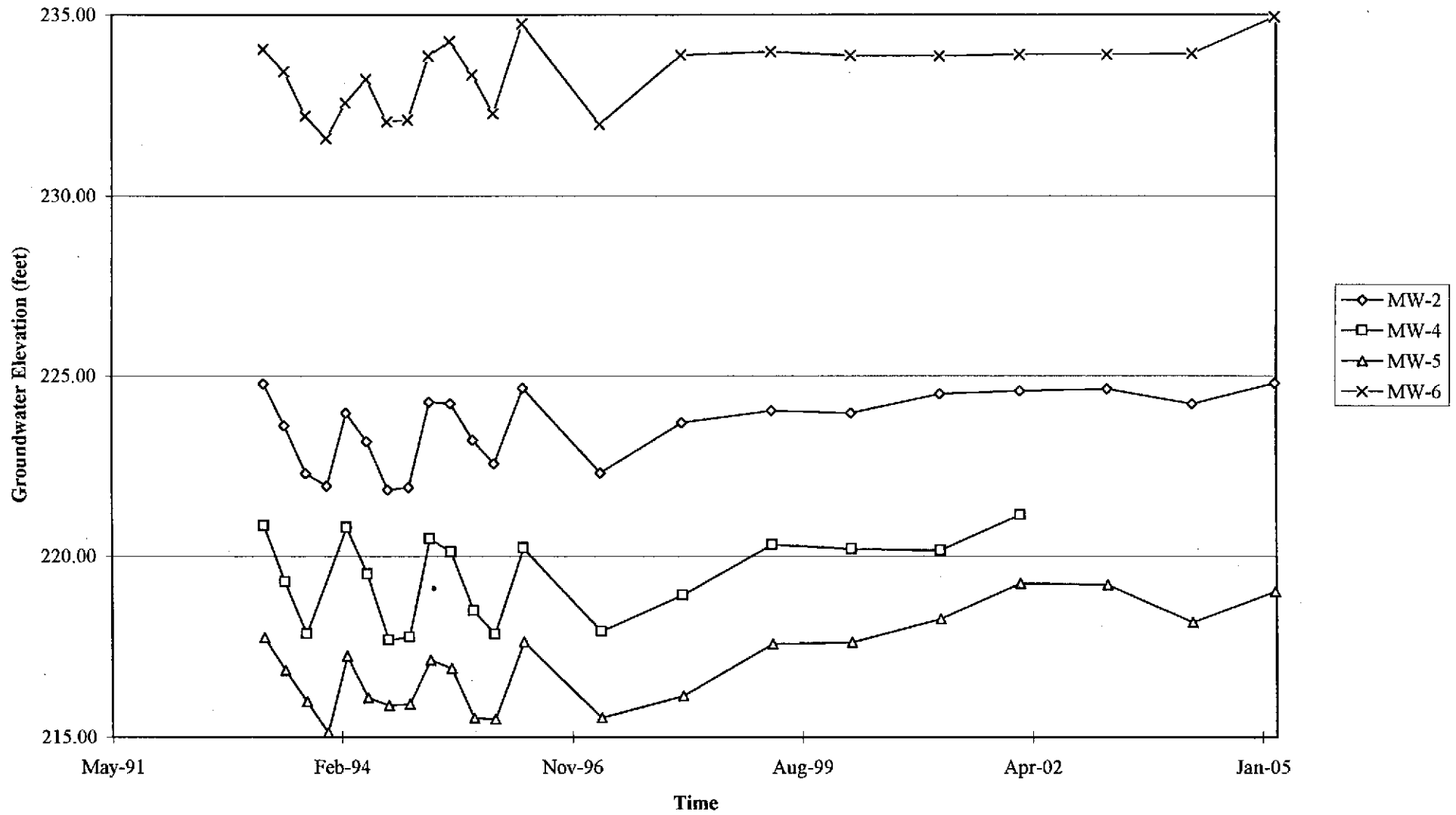


5484-003

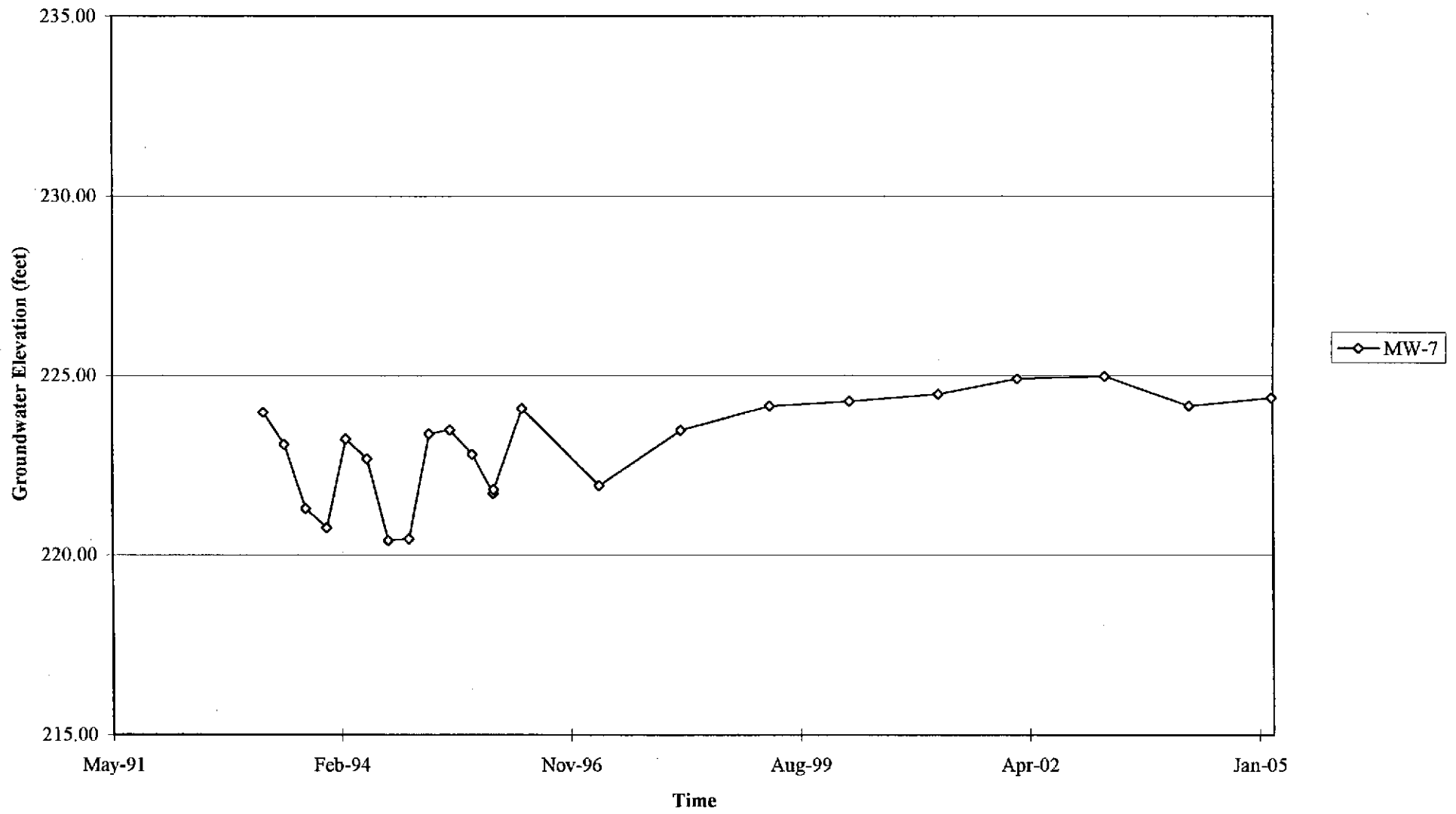
PS=1:1

# GRAPHS

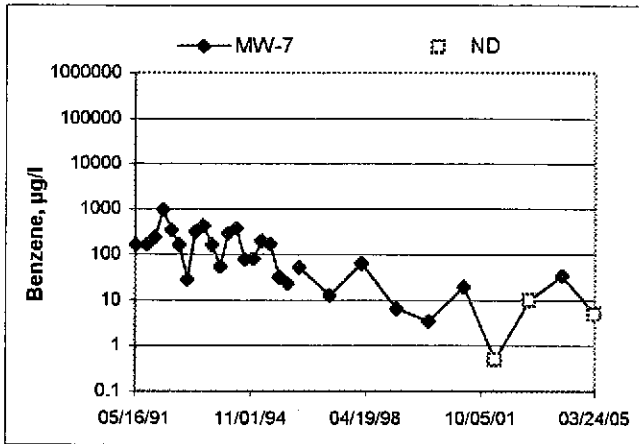
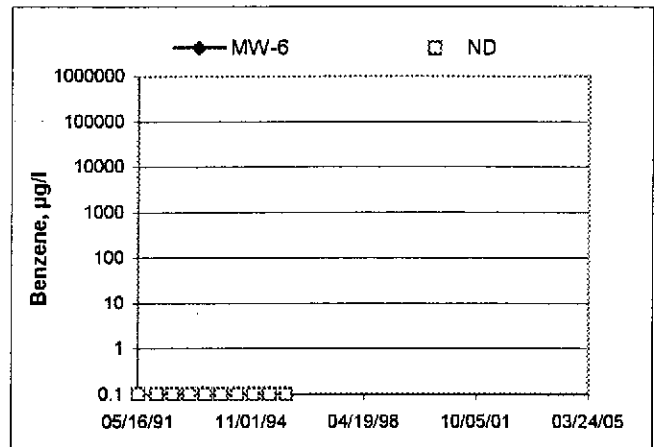
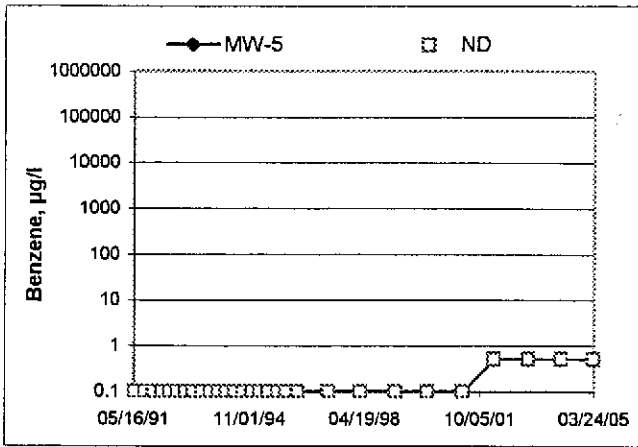
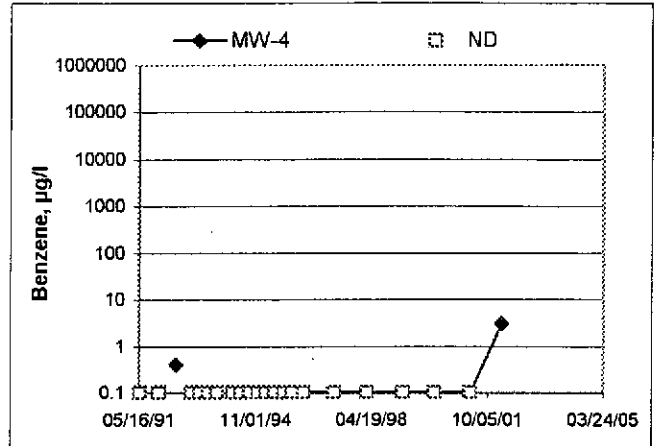
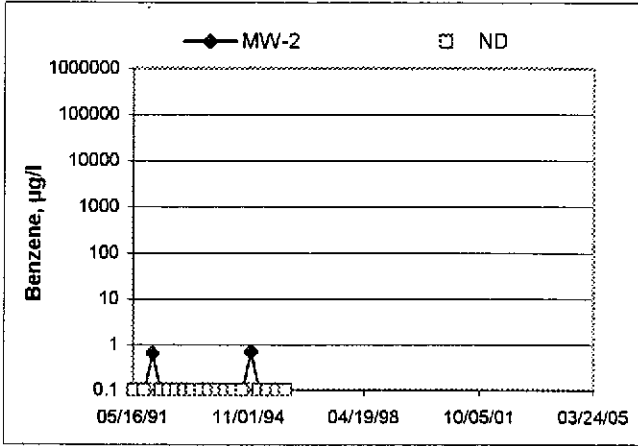
Groundwater Elevations vs. Time  
76 Station 5484



Groundwater Elevations vs. Time  
76 Station 5484



**Benzene Concentrations vs Time**  
76 Station 5484



## GENERAL FIELD PROCEDURES

### **Groundwater Monitoring and Sampling Assignments**

For each site, TRC technicians are provided with a Technical Service Request (TSR) that specifies activities required to complete the groundwater monitoring and sampling assignment for the site. TSRs are based on client directives, instructions from the primary environmental consultant for the site, regulatory requirements, and TRC's previous experience with the site.

### **Fluid Level Measurements**

Initial site activities include determination of well locations based on a site map provided with the TSR. Well boxes are opened and caps are removed. Indications of well or well box damage, or of pressure buildup in the well are noted.

Fluid levels in each well are measured using a coated cloth tape equipped with an electronic interface probe, which distinguishes between liquid phase hydrocarbon (LPH) and water. The depth to LPH (if it is present), to water, and to the bottom of the well are measured from the top of the well casing (surveyors mark or notch if present) to the nearest 0.01 foot. Unless otherwise instructed, a well with less than 0.67 foot between the measured top of water and the measured bottom of the well casing is considered dry, and is not sampled. If the well contains 0.67 foot or more of water, an attempt is made to bail and/or sample as specified on the TSR.

Wells that are found to contain LPH are not purged or sampled. Instead, one casing volume of fluid is bailed from the well and the well is re-sealed. Bailed fluids are placed in a container separate from normal purge water, and properly disposed.

### **Purging and Groundwater Parameter Measurement**

TSR instructions may specify that a well not be purged (no-purge sampling), be purged using low-flow methods, or be purged using conventional pump and/or bail methods. Conventional purging generally consists of pumping or bailing until a minimum of three casing volumes of water have been removed or until the well has been pumped dry. Pumping is generally accomplished using submersible electric or pneumatic diaphragm pumps.

During conventional purging, three groundwater parameters (temperature, pH, and conductivity) are measured after removal of each casing volume. Stabilization of these parameters, to within 10 percent, confirm that sufficient purging has been completed. In some cases, the TSR indicates that other parameters are also to be measured during purging. TRC commonly measures dissolved oxygen (DO), oxidation-reduction potential (ORP), and/or turbidity. Instruments used for groundwater parameter measurement are calibrated daily according to manufacturer's instructions.

Low-flow purging utilizes a bladder or peristaltic pump to remove water from the well at a low rate. Groundwater parameters specified by the TSR are measured continuously until they become stable in general accordance with EPA guidelines.

Purge water is generally collected in labeled drums for disposal. Drums may be left on site for disposal by others, or transported to a collection location for eventual transfer to a licensed treatment or recycling facility. In some cases, purge water may be collected directly from the site by a licensed vacuum truck company, or may be treated on site by an active remediation system, if so directed.

### **Groundwater Sample Collection**

After wells are purged, or not purged, according to TSR instructions, samples are collected for laboratory analysis. For wells that have been purged using conventional pump or bail methods, sampling is conducted after the well has recovered to 80 percent of its original volume or after two hours if the well does not recover to at least 80 percent. If there is insufficient recharge of water in the well after two hours, the well is not sampled.

Samples are collected by lowering a new, disposable, ½-inch to 4-inch polyethylene bottom-fill bailer to just below the water level in the well. The bailer is retrieved and the water sample is carefully transferred to containers specified for the laboratory analytical methods indicated by the TSR. Particular care is given to containers for volatile organic analysis (VOAs) which require filling to zero headspace and fitting with Teflon-sealed caps.

After filling, all containers are labeled with project number (or site number), well designation, sample date, and the samplers initials, and placed in an insulated chest with ice. Samples remain chilled prior to and during transport to a state-certified laboratory for analysis. Sample container descriptions and requested analyses are entered onto a chain-of-custody form in order to provide instructions to the laboratory. The chain-of-custody form accompanies the samples during transportation to provide a continuous record of possession from the field to the laboratory. If a freight or overnight carrier transports the samples, the carrier is noted on the form.

For wells that have been purged using low-flow methods, sample containers are filled from the effluent stream of the bladder or peristaltic pump. In some cases, if so specified by the TSR, samples are taken from the sample ports of actively pumping remediation wells.

### **Sequence of Gauging, Purging, and Sampling**

The sequence in which monitoring activities are conducted are specified on the TSR. In general, wells are gauged beginning with the least-affected well and ending with the well that has highest concentration based on previous analytic results. After all gauging for the site is completed, wells are purged and/or sampled from the least-affected well to the most-affected well.

### **Decontamination**

In order to reduce the possibility of cross-contamination between wells, strict isolation and decontamination procedures are observed. Portable pumps are not used in wells with LPH. Technicians wear nitrile gloves during all gauging, purging and sampling activities. Gloves are changed between wells and more often if warranted. Any equipment that could come in contact with fluids are either dedicated to a particular well, decontaminated prior to each use, or discarded after a single use. Decontamination consists of washing in a solution of Liqui-nox and water and rinsing twice. The final rinse is in deionized water.

### **Exceptions**

Additional tasks or non-standard procedures, if any, that may be requested or required for a particular site, and noted on the site TSR, are documented in field notes on the following pages.





GROUNDWATER SAMPLING FIELD NOTES

Technician: Anthony

Site: 5484

Project No.: 41050001

Date: 3-17-05

Well No.: MW-5

Purge Method: Dir

Depth to Water (feet): 6.08

Depth to Product (feet): Ø

Total Depth (feet): 23.82

LPH & Water Recovered (gallons): Ø

Water Column (feet): 12.74

Casing Diameter (Inches): 4"

80% Recharge Depth (feet): 9.63

1 Well Volume (gallons): 12

Time Start	Time Stop	Depth To Water (feet)	Volume Purged (gallons)	Conductivity (uS/cm)	Temperature (F/C)	pH	Turbidity	D.O.
1208			12	715	17.8	6.92		
			24	773	18.7	6.91		
	1218		36	766	19.1	7.10		
Static at Time Sampled		Total Gallons Purged			Time Sampled			
4.29		36			1420			
Comments: <u>didn't recover after 2hrs</u>								

Well No.: MW-7

Purge Method: Dir

Depth to Water (feet): 7.02

Depth to Product (feet): Ø

Total Depth (feet): 19.50

LPH & Water Recovered (gallons): Ø

Water Column (feet): 12.48

Casing Diameter (Inches): 2"

80% Recharge Depth (feet): 9.52

1 Well Volume (gallons): 2

Time Start	Time Stop	Depth To Water (feet)	Volume Purged (gallons)	Conductivity (uS/cm)	Temperature (F/C)	pH	Turbidity	D.O.
1229			2	1121	18.1	6.63		
			4	1453	18.7	6.56		
	1232		6	1417	18.7	6.61		
Static at Time Sampled		Total Gallons Purged			Time Sampled			
4.88		6			1435			
Comments:								

STATEMENT OF NON-COMPLETION OF JOB

DATE OF EVENT: 3-17-05 STATION NUMBER: 5484

NAME OF TECH: Anthony CALLED GORDON: \_\_\_\_\_

CALLED PM: Y NAME OF PM CALLED: A. Collins

WELL NUMBER: MW-4 STATEMENT FROM PM \_\_\_\_\_ OR TECH

unable to locate (took pictures)

WELL NUMBER: \_\_\_\_\_ STATEMENT FROM PM \_\_\_\_\_ OR TECH \_\_\_\_\_

WELL NUMBER: \_\_\_\_\_ STATEMENT FROM PM \_\_\_\_\_ OR TECH \_\_\_\_\_

WELL NUMBER: \_\_\_\_\_ STATEMENT FROM PM \_\_\_\_\_ OR TECH \_\_\_\_\_

**TRC Alton Geoscience- Irvine**

April 05, 2005

21 Technology Drive  
Irvine, CA 92718

Attn.: Anju Farfan

Project#: 41050001FA20

Project: Conoco Phillips #5484

Site: 18950 Lake Chabot Rd.

Attached is our report for your samples received on 03/18/2005 16:10

This report has been reviewed and approved for release. Reproduction of this report is permitted only in its entirety.

Please note that any unused portion of the samples will be discarded after 05/02/2005 unless you have requested otherwise.

We appreciate the opportunity to be of service to you. If you have any questions, please call me at (925) 484-1919.

You can also contact me via email. My email address is: [dsharma@stl-inc.com](mailto:dsharma@stl-inc.com)

Sincerely,



Dimple Sharma  
Project Manager

Severn Trent Laboratories, Inc.

STL San Francisco \* 1220 Quarry Lane, Pleasanton, CA 94566

Tel 925 484 1919 Fax 925 484 1096 \* [www.stl-inc.com](http://www.stl-inc.com) \* CA DHS ELAP# 2496

**Gas/BTEX Compounds by 8015M/8021**

TRC Alton Geoscience- Irvine  
Attn.: Anju Farfan

21 Technology Drive  
Irvine, CA 92718  
Phone: (949) 341-7440 Fax: (949) 753-0111  
Project: 41050001FA20  
Conoco Phillips #5484

Received: 03/18/2005 16:10

Site: 18950 Lake Chabot Rd.

**Samples Reported**

Sample Name	Date Sampled	Matrix	Lab #
MW-5	03/17/2005 14:20	Water	1
MW-7	03/17/2005 14:35	Water	2

Severn Trent Laboratories, Inc.

STL San Francisco \* 1220 Quarry Lane, Pleasanton, CA 94566  
Tel 925 484 1919 Fax 925 484 1096 \* www.stl-inc.com \* CA DHS ELAP# 2496

03/30/2005 14:18

Page 1 of 14

Gas/BTEX Compounds by 8015M/8021

TRC Alton Geoscience- Irvine

Attn.: Anju Farfan

21 Technology Drive

Irvine, CA 92718

Phone: (949) 341-7440 Fax: (949) 753-0111

Project: 41050001FA20

Conoco Phillips #5484

Received: 03/18/2005 16:10

Site: 18950 Lake Chabot Rd.

Prep(s):	5030 5030	Test(s):	8015M 8021B
Sample ID:	MW-5	Lab ID:	2005-03-0681 - 1
Sampled:	03/17/2005 14:20	Extracted:	3/28/2005 12:56
Matrix:	Water	QC Batch#:	2005/03/28-01.05

Compound	Conc.	RL	Unit	Dilution	Analyzed	Flag
GRO (C6-C12)	ND	50	ug/L	1.00	03/28/2005 12:56	
Benzene	ND	0.50	ug/L	1.00	03/28/2005 12:56	
Toluene	ND	0.50	ug/L	1.00	03/28/2005 12:56	
Ethyl benzene	ND	0.50	ug/L	1.00	03/28/2005 12:56	
Xylene(s)	ND	0.50	ug/L	1.00	03/28/2005 12:56	
MTBE	ND	5.0	ug/L	1.00	03/28/2005 12:56	
<b>Surrogate(s)</b>						
Trifluorotoluene	112.8	58-124	%	1.00	03/28/2005 12:56	
4-Bromofluorobenzene-FID	88.9	50-150	%	1.00	03/28/2005 12:56	

**Gas/BTEX Compounds by 8015M/8021**

TRC Alton Geoscience- Irvine

Attn.: Anju Farfan

21 Technology Drive

Irvine, CA 92718

Phone: (949) 341-7440 Fax: (949) 753-0111

Project: 41050001FA20

Conoco Phillips #5484

Received: 03/18/2005 16:10

Site: 18950 Lake Chabot Rd.

Prep(s): 5030	Test(s): 8015M
5030	8021B
Sample ID: MW-7	Lab ID: 2005-03-0681 - 2
Sampled: 03/17/2005 14:35	Extracted: 3/29/2005 12:06
Matrix: Water	QC Batch#: 2005/03/29-01.05
Analysis Flag: L2 ( See Legend and Note Section )	

Compound	Conc.	RL	Unit	Dilution	Analyzed	Flag
GRO (C6-C12)	2700	500	ug/L	10.00	03/29/2005 12:06	
Benzene	ND	5.0	ug/L	10.00	03/29/2005 12:06	
Toluene	ND	5.0	ug/L	10.00	03/29/2005 12:06	
Ethyl benzene	160	5.0	ug/L	10.00	03/29/2005 12:06	
Xylene(s)	15	5.0	ug/L	10.00	03/29/2005 12:06	
MTBE	940	50	ug/L	10.00	03/29/2005 12:06	
<b>Surrogate(s)</b>						
Trifluorotoluene	108.9	58-124	%	10.00	03/29/2005 12:06	
4-Bromofluorobenzene-FID	87.1	50-150	%	10.00	03/29/2005 12:06	

**Gas/BTEX Compounds by 8015M/8021**

TRC Alton Geoscience- Irvine

Attn.: Anju Farfan

21 Technology Drive  
Irvine, CA 92718  
Phone: (949) 341-7440 Fax: (949) 753-0111

Project: 41050001FA20  
Conoco Phillips #5484

Received: 03/18/2005 16:10

Site: 18950 Lake Chabot Rd.

Batch QC Report					
Prep(s): 5030				Test(s): 8015M	
5030				8021B	
Method Blank		Water		QC Batch # 2005/03/28-01.05	
MB: 2005/03/28-01.05-004				Date Extracted: 03/28/2005 09:22	

Compound	Conc.	RL	Unit	Analyzed	Flag
GRO (C6-C12)	ND	50	ug/L	03/28/2005 09:22	
Benzene	ND	0.5	ug/L	03/28/2005 09:22	
Toluene	ND	0.5	ug/L	03/28/2005 09:22	
Ethyl benzene	ND	0.5	ug/L	03/28/2005 09:22	
Xylene(s)	ND	0.5	ug/L	03/28/2005 09:22	
MTBE	ND	5.0	ug/L	03/28/2005 09:22	
<b>Surrogates(s)</b>					
Trifluorotoluene	106.8	58-124	%	03/28/2005 09:22	
4-Bromofluorobenzene-FID	90.4	50-150	%	03/28/2005 09:22	



**Gas/BTEX Compounds by 8015M/8021**

TRC Alton Geoscience- Irvine

Attn.: Anju Farfan

21 Technology Drive

Irvine, CA 92718

Phone: (949) 341-7440 Fax: (949) 753-0111

Project: 41050001FA20

Conoco Phillips #5484

Received: 03/18/2005 16:10

Site: 18950 Lake Chabot Rd.

**Batch QC Report**

Prep(s): 5030

5030

Test(s): 8015M

8021B

Method Blank

Water

QC Batch # 2005/03/29-01.05

MB: 2005/03/29-01.05-003

Date Extracted: 03/29/2005 08:06

Compound	Conc.	RL	Unit	Analyzed	Flag
GRO (C6-C12)	ND	50	ug/L	03/29/2005 08:06	
Benzene	ND	0.5	ug/L	03/29/2005 08:06	
Toluene	ND	0.5	ug/L	03/29/2005 08:06	
Ethyl benzene	ND	0.5	ug/L	03/29/2005 08:06	
Xylene(s)	ND	0.5	ug/L	03/29/2005 08:06	
MTBE	ND	5.0	ug/L	03/29/2005 08:06	
<b>Surrogates(s)</b>					
Trifluorotoluene	108.0	58-124	%	03/29/2005 08:06	
4-Bromofluorobenzene-FID	91.2	50-150	%	03/29/2005 08:06	

**Gas/BTEX Compounds by 8015M/8021**

TRC Alton Geoscience- Irvine

Attn.: Anju Farfan

21 Technology Drive

Irvine, CA 92718

Phone: (949) 341-7440 Fax: (949) 753-0111

Project: 41050001FA20

Conoco Phillips #5484

Received: 03/18/2005 16:10

Site: 18950 Lake Chabot Rd.

Batch QC Report									
Prep(s): 5030					Test(s): 8021B				
Laboratory Control Spike			Water			QC Batch # 2005/03/28-01.05			
LCS		2005/03/28-01.05-005		Extracted: 03/28/2005		Analyzed: 03/28/2005 09:55			
LCSD									

Compound	Conc. ug/L		Exp.Conc.	Recovery %		RPD	Ctrl.Limits %		Flags	
	LCS	LCSD		LCS	LCSD		%	Rec.	RPD	LCS
Benzene	51.6		50.0	103.2			77-123	20		
Toluene	52.7		50.0	105.4			78-122	20		
Ethyl benzene	53.0		50.0	106.0			70-130	20		
Xylene(s)	160		150	106.7			75-125	20		
<b>Surrogates(s)</b>										
Trifluorotoluene	538		500	107.6			58-124			

Severn Trent Laboratories, Inc.

STL San Francisco \* 1220 Quarry Lane, Pleasanton, CA 94566

Tel 925 484 1919 Fax 925 484 1096 \* www.stl-inc.com \* CA DHS ELAP# 2496

03/30/2005 14:18

**Gas/BTEX Compounds by 8015M/8021**

TRC Alton Geoscience- Irvine

Attn.: Anju Farfan

21 Technology Drive

Irvine, CA 92718

Phone: (949) 341-7440 Fax: (949) 753-0111

Project: 41050001FA20

Conoco Phillips #5484

Received: 03/18/2005 16:10

Site: 18950 Lake Chabot Rd.

Batch QC Report									
Prep(s): 5030					Test(s): 8015M				
Laboratory Control Spike			Water			QC Batch # 2005/03/28-01.05			
LCS	2005/03/28-01.05-006		Extracted: 03/28/2005			Analyzed: 03/28/2005 10:27			
LCSD									

Compound	Conc. ug/L		Exp.Conc.	Recovery %		RPD	Ctrl.Limits %		Flags	
	LCS	LCSD		LCS	LCSD		%	Rec.	RPD	LCS
GRO (C6-C12)	238		250	95.2			75-125	20		
<i>Surrogates(s)</i>										
4-Bromofluorobenzene-FID	471		500	94.2			50-150			

**Gas/BTEX Compounds by 8015M/8021**

TRC Alton Geoscience- Irvine

Attn.: Anju Farfan

21 Technology Drive

Irvine, CA 92718

Phone: (949) 341-7440 Fax: (949) 753-0111

Project: 41050001FA20

Conoco Phillips #5484

Received: 03/18/2005 16:10

Site: 18950 Lake Chabot Rd.

Batch QC Report									
Prep(s): 5030					Test(s): 8021B				
Laboratory Control Spike			Water			QC Batch # 2005/03/29-01.05			
LCS	2005/03/29-01.05-004		Extracted: 03/29/2005		Analyzed: 03/29/2005 08:40				
LCSD									

Compound	Conc. ug/L		Exp.Conc.	Recovery %		RPD	Ctrl.Limits %		Flags	
	LCS	LCSD		LCS	LCSD		%	Rec.	RPD	LCS
Benzene	50.8		50.0	101.6			77-123	20		
Toluene	52.6		50.0	105.2			78-122	20		
Ethyl benzene	54.5		50.0	109.0			70-130	20		
Xylene(s)	164		150	109.3			75-125	20		
<b>Surrogates(s)</b>										
Trifluorotoluene	534		500	106.8			58-124			

Severn Trent Laboratories, Inc.

STL San Francisco \* 1220 Quarry Lane, Pleasanton, CA 94566

Tel 925 484 1919 Fax 925 484 1096 \* www.stl-inc.com \* CA DHS ELAP# 2496

03/30/2005 14:18

**Gas/BTEX Compounds by 8015M/8021**

TRC Alton Geoscience- Irvine

Attn.: Anju Farfan

21 Technology Drive

Irvine, CA 92718

Phone: (949) 341-7440 Fax: (949) 753-0111

Project: 41050001FA20

Conoco Phillips #5484

Received: 03/18/2005 16:10

Site: 18950 Lake Chabot Rd.

**Batch QC Report**

Prep(s): 5030

Test(s): 8015M

Laboratory Control Spike

Water

QC Batch # 2005/03/29-01.05

LCS 2005/03/29-01.05-005

Extracted: 03/29/2005

Analyzed: 03/29/2005 09:13

LCSD

Compound	Conc. ug/L		Exp.Conc.	Recovery %		RPD	Ctrl.Limits %		Flags	
	LCS	LCSD		LCS	LCSD		%	Rec.	RPD	LCS
GRO (C6-C12)	235		250	94.0			75-125	20		
<b>Surrogates(s)</b>										
4-Bromofluorobenzene-FID	460		500	92.0			50-150			

Severn Trent Laboratories, Inc.

STL San Francisco \* 1220 Quarry Lane, Pleasanton, CA 94566

Tel 925 484 1919 Fax 925 484 1096 \* www.stl-inc.com \* CA DHS ELAP# 2496

03/30/2005 14:18

Page 9 of 14

**Gas/BTEX Compounds by 8015M/8021**

TRC Alton Geoscience- Irvine

Attn.: Anju Farfan

21 Technology Drive

Irvine, CA 92718

Phone: (949) 341-7440 Fax: (949) 753-0111

Project: 41050001FA20

Conoco Phillips #5484

Received: 03/18/2005 16:10

Site: 18950 Lake Chabot Rd.

**Batch QC Report**

Prep(s): 5030

Test(s): 8021B

**Matrix Spike ( MS / MSD )**

**Water**

**QC Batch # 2005/03/28-01.05**

**MS/MSD**

Lab ID: 2005-03-0537 - 022

MS: 2005/03/28-01.05-030

Extracted: 03/29/2005

Analyzed: 03/29/2005 00:51

Dilution: 1.00

MSD: 2005/03/28-01.05-031

Extracted: 03/29/2005

Analyzed: 03/29/2005 01:24

Dilution: 1.00

Compound	Conc. ug/L			Spk.Level ug/L	Recovery %			Limits %		Flags	
	MS	MSD	Sample		MS	MSD	RPD	Rec.	RPD	MS	MSD
Benzene	50.0	50.3	ND	50.0	100.0	100.6	0.6	65-135	20		
Toluene	51.9	51.8	ND	50.0	103.8	103.6	0.2	65-135	20		
Ethyl benzene	51.7	52.4	ND	50.0	103.4	104.8	1.3	65-135	20		
Xylene(s)	155	154	ND	150	103.3	102.7	0.6	65-135	20		
<b>Surrogate(s)</b>											
Trifluorotoluene	503	515		500	100.5	103.0		58-124			

Severn Trent Laboratories, Inc.

STL San Francisco \* 1220 Quarry Lane, Pleasanton, CA 94566

Tel 925 484 1919 Fax 925 484 1096 \* www.stl-inc.com \* CA DHS ELAP# 2496

03/30/2005 14:18

Page 10 of 14

**Gas/BTEX Compounds by 8015M/8021**

TRC Alton Geoscience- Irvine

Attn.: Anju Farfan

21 Technology Drive

Irvine, CA 92718

Phone: (949) 341-7440 Fax: (949) 753-0111

Project: 41050001FA20

Conoco Phillips #5484

Received: 03/18/2005 16:10

Site: 18950 Lake Chabot Rd.

Batch QC Report			
Prep(s): 5030			Test(s): 8015M
<b>Matrix Spike ( MS / MSD )</b>	<b>Water</b>		<b>QC Batch # 2005/03/28-01.05</b>
MW-5 >> MS			Lab ID: 2005-03-0681 - 001
MS: 2005/03/28-01.05-032	Extracted: 03/29/2005	Analyzed:	03/29/2005 01:58
		Dilution:	1.00
MSD: 2005/03/28-01.05-033	Extracted: 03/29/2005	Analyzed:	03/29/2005 02:32
		Dilution:	1.00

Compound	Conc. ug/L			Spk.Level ug/L	Recovery %			Limits %		Flags	
	MS	MSD	Sample		MS	MSD	RPD	Rec.	RPD	MS	MSD
GRO (C6-C12)	232	242	ND	250	92.8	96.8	4.2	65-135	20		
<b>Surrogate(s)</b>											
4-Bromofluorobenzene-FID	430	439		500	86.0	87.8		50-150			

Severn Trent Laboratories, Inc.

STL San Francisco \* 1220 Quarry Lane, Pleasanton, CA 94566

Tel 925 484 1919 Fax 925 484 1096 \* www.stl-inc.com \* CA DHS ELAP# 2496

03/30/2005 14:18

Page 11 of 14

**Gas/BTEX Compounds by 8015M/8021**

TRC Alton Geoscience- Irvine

Attn.: Anju Farfan

21 Technology Drive

Irvine, CA 92718

Phone: (949) 341-7440 Fax: (949) 753-0111

Project: 41050001FA20

Conoco Phillips #5484

Received: 03/18/2005 16:10

Site: 18950 Lake Chabot Rd.

**Batch QC Report**

Prep(s): 5030

Test(s): 8021B

**Matrix Spike ( MS / MSD )**

**Water**

**QC Batch # 2005/03/29-01.05**

**MS/MSD**

Lab ID: 2005-03-0776 - 005

MS: 2005/03/29-01.05-030

Extracted: 03/30/2005

Analyzed: 03/30/2005 00:02

Dilution: 1.00

MSD: 2005/03/29-01.05-031

Extracted: 03/30/2005

Analyzed: 03/30/2005 00:36

Dilution: 1.00

Compound	Conc. ug/L			Spk.Level ug/L	Recovery %			Limits %		Flags	
	MS	MSD	Sample		MS	MSD	RPD	Rec.	RPD	MS	MSD
Benzene	49.7	50.3	ND	50.0	99.4	100.6	1.2	65-135	20		
Toluene	50.3	53.4	ND	50.0	100.6	106.8	6.0	65-135	20		
Ethyl benzene	50.7	53.3	ND	50.0	101.4	106.6	5.0	65-135	20		
Xylene(s)	152	159	ND	150	101.3	106.0	4.5	65-135	20		
<b>Surrogate(s)</b>											
Trifluorotoluene	462	496		500	92.4	99.2		58-124			

Severn Trent Laboratories, Inc.

STL San Francisco \* 1220 Quarry Lane, Pleasanton, CA 94566

Tel 925 484 1919 Fax 925 484 1096 \* www.stl-inc.com \* CA DHS ELAP# 2496

03/30/2005 14:18



**Gas/BTEX Compounds by 8015M/8021**

TRC Alton Geoscience- Irvine

Attn.: Anju Farfan

21 Technology Drive

Irvine, CA 92718

Phone: (949) 341-7440 Fax: (949) 753-0111

Project: 41050001FA20

Conoco Phillips #5484

Received: 03/18/2005 16:10

Site: 18950 Lake Chabot Rd.

**Batch QC Report**

Prep(s): 5030	Test(s): 8015M	
<b>Matrix Spike ( MS / MSD )</b>	<b>Water</b>	<b>QC Batch # 2005/03/29-01.05</b>
MS/MSD	Lab ID: 2005-03-0688 - 013	
MS: 2005/03/29-01.05-032	Extracted: 03/30/2005	Analyzed: 03/30/2005 01:09
		Dilution: 1.00
MSD: 2005/03/29-01.05-033	Extracted: 03/30/2005	Analyzed: 03/30/2005 01:42
		Dilution: 1.00

Compound	Conc. ug/L			Spk.Level ug/L	Recovery %			Limits %		Flags	
	MS	MSD	Sample		MS	MSD	RPD	Rec.	RPD	MS	MSD
GRO (C6-C12)	225	237	ND	250	90.0	94.8	5.2	65-135	20		
<i>Surrogate(s)</i>											
4-Bromofluorobenzene-FID	412	425		500	82.4	85.0		50-150			

**Gas/BTEX Compounds by 8015M/8021**

TRC Alton Geoscience- Irvine

Attn.: Anju Farfan

21 Technology Drive

Irvine, CA 92718

Phone: (949) 341-7440 Fax: (949) 753-0111

Project: 41050001FA20

Conoco Phillips #5484

Received: 03/18/2005 16:10

Site: 18950 Lake Chabot Rd.

**Legend and Notes**

**Analysis Flag**

L2

Reporting limits were raised due to high level of analyte present  
in the sample.

Severn Trent Laboratories, Inc.

STL San Francisco \* 1220 Quarry Lane, Pleasanton, CA 94566

Tel 925 484 1919 Fax 925 484 1096 \* www.stl-inc.com \* CA DHS ELAP# 2496

03/30/2005 14:18

Page 14 of 14

**Halogenated Volatile Organic Compounds by 8021B/8260B**

TRC Alton Geoscience- Irvine

Attn.: Anju Farfan

21 Technology Drive

Irvine, CA 92718

Phone: (949) 341-7440 Fax: (949) 753-0111

Project: 41050001FA20

Conoco Phillips #5484

Received: 03/18/2005 16:10

Site: 18950 Lake Chabot Rd.

**Samples Reported**

Sample Name	Date Sampled	Matrix	Lab #
MW-5	03/17/2005 14:20	Water	1
MW-7	03/17/2005 14:35	Water	2

Severn Trent Laboratories, Inc.

STL San Francisco \* 1220 Quarry Lane, Pleasanton, CA 94566

Tel 925 484 1919 Fax 925 484 1096 \* www.stl-inc.com \* CA DHS ELAP# 2496

04/01/2005 17:16

Page 1 of 10

**Halogenated Volatile Organic Compounds by 8021B/8260B**

TRC Alton Geoscience- Irvine

Attn.: Anju Farfan

21 Technology Drive  
Irvine, CA 92718  
Phone: (949) 341-7440 Fax: (949) 753-0111

Project: 41050001FA20  
Conoco Phillips #5484

Received: 03/18/2005 16:10

Site: 18950 Lake Chabot Rd.

Prep(s): 5030B	Test(s): 8260B
Sample ID: MW-5	Lab ID: 2005-03-0681 - 1
Sampled: 03/17/2005 14:20	Extracted: 4/1/2005 14:25
Matrix: Water	QC Batch#: 2005/04/01-1A.60
Analysis Flag: H1 ( See Legend and Note Section )	

Compound	Conc.	RL	Unit	Dilution	Analyzed	Flag
Dichlorodifluoromethane	ND	1.0	ug/L	1.00	04/01/2005 14:25	
Vinyl chloride	ND	0.50	ug/L	1.00	04/01/2005 14:25	
Chloroethane	ND	1.0	ug/L	1.00	04/01/2005 14:25	
Trichlorofluoromethane	ND	1.0	ug/L	1.00	04/01/2005 14:25	
1,1-Dichloroethene	ND	0.50	ug/L	1.00	04/01/2005 14:25	
Methylene chloride	ND	5.0	ug/L	1.00	04/01/2005 14:25	
trans-1,2-Dichloroethene	ND	0.50	ug/L	1.00	04/01/2005 14:25	
cis-1,2-Dichloroethene	ND	0.50	ug/L	1.00	04/01/2005 14:25	
1,1-Dichloroethane	ND	0.50	ug/L	1.00	04/01/2005 14:25	
Chloroform	ND	0.50	ug/L	1.00	04/01/2005 14:25	
1,1,1-Trichloroethane	ND	0.50	ug/L	1.00	04/01/2005 14:25	
Carbon tetrachloride	ND	0.50	ug/L	1.00	04/01/2005 14:25	
1,2-Dichloroethane	ND	0.50	ug/L	1.00	04/01/2005 14:25	
Trichloroethene	ND	0.50	ug/L	1.00	04/01/2005 14:25	
1,2-Dichloropropane	ND	0.50	ug/L	1.00	04/01/2005 14:25	
Bromodichloromethane	ND	0.50	ug/L	1.00	04/01/2005 14:25	
2-Chloroethylvinyl ether	ND	0.50	ug/L	1.00	04/01/2005 14:25	
trans-1,3-Dichloropropene	ND	0.50	ug/L	1.00	04/01/2005 14:25	
cis-1,3-Dichloropropene	ND	0.50	ug/L	1.00	04/01/2005 14:25	
1,1,2-Trichloroethane	ND	0.50	ug/L	1.00	04/01/2005 14:25	
Tetrachloroethene	ND	0.50	ug/L	1.00	04/01/2005 14:25	
Dibromochloromethane	ND	0.50	ug/L	1.00	04/01/2005 14:25	
Chlorobenzene	ND	0.50	ug/L	1.00	04/01/2005 14:25	
Bromoform	ND	2.0	ug/L	1.00	04/01/2005 14:25	
1,1,2,2-Tetrachloroethane	ND	0.50	ug/L	1.00	04/01/2005 14:25	
1,3-Dichlorobenzene	ND	0.50	ug/L	1.00	04/01/2005 14:25	
1,4-Dichlorobenzene	ND	0.50	ug/L	1.00	04/01/2005 14:25	

Severn Trent Laboratories, Inc.

STL San Francisco \* 1220 Quarry Lane, Pleasanton, CA 94566

Tel 925 484 1919 Fax 925 484 1096 \* www.stl-inc.com \* CA DHS ELAP# 2496

04/01/2005 17:16

**Halogenated Volatile Organic Compounds by 8021B/8260B**

TRC Alton Geoscience- Irvine

Attn.: Anju Farfan

21 Technology Drive

Irvine, CA 92718

Phone: (949) 341-7440 Fax: (949) 753-0111

Project: 41050001FA20

Conoco Phillips #5484

Received: 03/18/2005 16:10

Site: 18950 Lake Chabot Rd.

Prep(s):	5030B	Test(s):	8260B
Sample ID:	MW-5	Lab ID:	2005-03-0681 - 1
Sampled:	03/17/2005 14:20	Extracted:	4/1/2005 14:25
Matrix:	Water	QC Batch#:	2005/04/01-1A.60
Analysis Flag: H1 ( See Legend and Note Section )			

Compound	Conc.	RL	Unit	Dilution	Analyzed	Flag
1,2-Dichlorobenzene	ND	0.50	ug/L	1.00	04/01/2005 14:25	
Trichlorotrifluoroethane	ND	0.50	ug/L	1.00	04/01/2005 14:25	
Chloromethane	ND	1.0	ug/L	1.00	04/01/2005 14:25	
Bromomethane	ND	1.0	ug/L	1.00	04/01/2005 14:25	
<b>Surrogate(s)</b>						
4-Bromofluorobenzene	97.6	79-118	%	1.00	04/01/2005 14:25	
1,2-Dichloroethane-d4	94.8	78-117	%	1.00	04/01/2005 14:25	
Toluene-d8	94.8	77-121	%	1.00	04/01/2005 14:25	

**Halogenated Volatile Organic Compounds by 8021B/8260B**

TRC Alton Geoscience- Irvine

Attn.: Anju Farfan

21 Technology Drive  
Irvine, CA 92718  
Phone: (949) 341-7440 Fax: (949) 753-0111

Project: 41050001FA20  
Conoco Phillips #5484

Received: 03/18/2005 16:10

Site: 18950 Lake Chabot Rd.

Prep(s): 5030B	Test(s): 8260B
Sample ID: MW-7	Lab ID: 2005-03-0681 - 2
Sampled: 03/17/2005 14:35	Extracted: 4/1/2005 14:58
Matrix: Water	QC Batch#: 2005/04/01-1A.60
Analysis Flag: H1,L1 ( See Legend and Note Section )	

Compound	Conc.	RL	Unit	Dilution	Analyzed	Flag
Dichlorodifluoromethane	ND	20	ug/L	20.00	04/01/2005 14:58	
Vinyl chloride	ND	10	ug/L	20.00	04/01/2005 14:58	
Chloroethane	ND	20	ug/L	20.00	04/01/2005 14:58	
Trichlorofluoromethane	ND	20	ug/L	20.00	04/01/2005 14:58	
1,1-Dichloroethene	ND	10	ug/L	20.00	04/01/2005 14:58	
Methylene chloride	ND	100	ug/L	20.00	04/01/2005 14:58	
trans-1,2-Dichloroethene	ND	10	ug/L	20.00	04/01/2005 14:58	
cis-1,2-Dichloroethene	ND	10	ug/L	20.00	04/01/2005 14:58	
1,1-Dichloroethane	ND	10	ug/L	20.00	04/01/2005 14:58	
Chloroform	ND	10	ug/L	20.00	04/01/2005 14:58	
1,1,1-Trichloroethane	ND	10	ug/L	20.00	04/01/2005 14:58	
Carbon tetrachloride	ND	10	ug/L	20.00	04/01/2005 14:58	
1,2-Dichloroethane	ND	10	ug/L	20.00	04/01/2005 14:58	
Trichloroethene	ND	10	ug/L	20.00	04/01/2005 14:58	
1,2-Dichloropropane	ND	10	ug/L	20.00	04/01/2005 14:58	
Bromodichloromethane	ND	10	ug/L	20.00	04/01/2005 14:58	
2-Chloroethylvinyl ether	ND	10	ug/L	20.00	04/01/2005 14:58	
trans-1,3-Dichloropropene	ND	10	ug/L	20.00	04/01/2005 14:58	
cis-1,3-Dichloropropene	ND	10	ug/L	20.00	04/01/2005 14:58	
1,1,2-Trichloroethane	ND	10	ug/L	20.00	04/01/2005 14:58	
Tetrachloroethene	ND	10	ug/L	20.00	04/01/2005 14:58	
Dibromochloromethane	ND	10	ug/L	20.00	04/01/2005 14:58	
Chlorobenzene	ND	10	ug/L	20.00	04/01/2005 14:58	
Bromoform	ND	40	ug/L	20.00	04/01/2005 14:58	
1,1,2,2-Tetrachloroethane	ND	10	ug/L	20.00	04/01/2005 14:58	
1,3-Dichlorobenzene	ND	10	ug/L	20.00	04/01/2005 14:58	
1,4-Dichlorobenzene	ND	10	ug/L	20.00	04/01/2005 14:58	

Severn Trent Laboratories, Inc.

STL San Francisco \* 1220 Quarry Lane, Pleasanton, CA 94566

Tel 925 484 1919 Fax 925 484 1096 \* www.stl-inc.com \* CA DHS ELAP# 2496

04/01/2005 17:16

**Halogenated Volatile Organic Compounds by 8021B/8260B**

TRC Alton Geoscience- Irvine

Attn.: Anju Farfan

21 Technology Drive

Irvine, CA 92718

Phone: (949) 341-7440 Fax: (949) 753-0111

Project: 41050001FA20

Conoco Phillips #5484

Received: 03/18/2005 16:10

Site: 18950 Lake Chabot Rd.

Prep(s): 5030B	Test(s): 8260B
Sample ID: MW-7	Lab ID: 2005-03-0681 - 2
Sampled: 03/17/2005 14:35	Extracted: 4/1/2005 14:58
Matrix: Water	QC Batch#: 2005/04/01-1A.60
Analysis Flag: H1,L1 ( See Legend and Note Section )	

Compound	Conc.	RL	Unit	Dilution	Analyzed	Flag
1,2-Dichlorobenzene	ND	10	ug/L	20.00	04/01/2005 14:58	
Trichlorotrifluoroethane	ND	10	ug/L	20.00	04/01/2005 14:58	
Chloromethane	ND	20	ug/L	20.00	04/01/2005 14:58	
Bromomethane	ND	20	ug/L	20.00	04/01/2005 14:58	
<b>Surrogate(s)</b>						
4-Bromofluorobenzene	96.3	79-118	%	20.00	04/01/2005 14:58	
1,2-Dichloroethane-d4	99.9	78-117	%	20.00	04/01/2005 14:58	
Toluene-d8	93.8	77-121	%	20.00	04/01/2005 14:58	

Severn Trent Laboratories, Inc.

STL San Francisco \* 1220 Quarry Lane, Pleasanton, CA 94566

Tel 925 484 1919 Fax 925 484 1096 \* www.stl-inc.com \* CA DHS ELAP# 2496

04/01/2005 17:16

Page 5 of 10

**Halogenated Volatile Organic Compounds by 8021B/8260B**

TRC Alton Geoscience- Irvine

Attn.: Anju Farfan

21 Technology Drive  
Irvine, CA 92718  
Phone: (949) 341-7440 Fax: (949) 753-0111

Project: 41050001FA20  
Conoco Phillips #5484

Received: 03/18/2005 16:10

Site: 18950 Lake Chabot Rd.

**Batch QC Report**

Prep(s): 5030B  
Method Blank  
MB: 2005/04/01-1A.60-013

Water

Test(s): 8260B  
QC Batch # 2005/04/01-1A.60  
Date Extracted: 04/01/2005 11:13

Compound	Conc.	RL	Unit	Analyzed	Flag
Bromodichloromethane	ND	0.5	ug/L	04/01/2005 11:13	
Bromoform	ND	2.0	ug/L	04/01/2005 11:13	
Bromomethane	ND	1.0	ug/L	04/01/2005 11:13	
Carbon tetrachloride	ND	0.5	ug/L	04/01/2005 11:13	
Chlorobenzene	ND	0.5	ug/L	04/01/2005 11:13	
Chloroethane	ND	1.0	ug/L	04/01/2005 11:13	
Chloroform	ND	0.5	ug/L	04/01/2005 11:13	
Chloromethane	ND	1.0	ug/L	04/01/2005 11:13	
Dibromochloromethane	ND	0.5	ug/L	04/01/2005 11:13	
1,2-Dichlorobenzene	ND	0.5	ug/L	04/01/2005 11:13	
1,3-Dichlorobenzene	ND	0.5	ug/L	04/01/2005 11:13	
1,4-Dichlorobenzene	ND	0.5	ug/L	04/01/2005 11:13	
Dichlorodifluoromethane	ND	1.0	ug/L	04/01/2005 11:13	
1,1-Dichloroethane	ND	0.5	ug/L	04/01/2005 11:13	
1,2-Dichloroethane	ND	0.5	ug/L	04/01/2005 11:13	
1,1-Dichloroethene	ND	0.5	ug/L	04/01/2005 11:13	
cis-1,2-Dichloroethene	ND	0.5	ug/L	04/01/2005 11:13	
trans-1,2-Dichloroethene	ND	0.5	ug/L	04/01/2005 11:13	
1,2-Dichloropropane	ND	0.5	ug/L	04/01/2005 11:13	
cis-1,3-Dichloropropene	ND	0.5	ug/L	04/01/2005 11:13	
trans-1,3-Dichloropropene	ND	0.5	ug/L	04/01/2005 11:13	
Methylene chloride	ND	5.0	ug/L	04/01/2005 11:13	
1,1,2,2-Tetrachloroethane	ND	0.5	ug/L	04/01/2005 11:13	
Tetrachloroethene	ND	0.5	ug/L	04/01/2005 11:13	
1,1,1-Trichloroethane	ND	0.5	ug/L	04/01/2005 11:13	
1,1,2-Trichloroethane	ND	0.5	ug/L	04/01/2005 11:13	
Trichloroethene	ND	0.5	ug/L	04/01/2005 11:13	
Trichlorofluoromethane	ND	1.0	ug/L	04/01/2005 11:13	
Trichlorotrifluoroethane	ND	0.5	ug/L	04/01/2005 11:13	

Sewern Trent Laboratories, Inc.

STL San Francisco \* 1220 Quarry Lane, Pleasanton, CA 94566

Tel 925 484 1919 Fax 925 484 1096 \* www.stl-inc.com \* CA DHS ELAP# 2496

04/01/2005 17:16



**Halogenated Volatile Organic Compounds by 8021B/8260B**

TRC Alton Geoscience- Irvine

Attn.: Anju Farfan

21 Technology Drive

Irvine, CA 92718

Phone: (949) 341-7440 Fax: (949) 753-0111

Project: 41050001FA20

Conoco Phillips #5484

Received: 03/18/2005 16:10

Site: 18950 Lake Chabot Rd.

**Batch QC Report**

Prep(s): 5030B

Method Blank

MB: 2005/04/01-1A.60-013

Water

Test(s): 8260B

QC Batch # 2005/04/01-1A.60

Date Extracted: 04/01/2005 11:13

Compound	Conc.	RL	Unit	Analyzed	Flag
Vinyl chloride	ND	0.5	ug/L	04/01/2005 11:13	
4-Bromofluorobenzene	98.9	79-118	%	04/01/2005 11:13	
1,2-Dichloroethane-d4	96.0	78-117	%	04/01/2005 11:13	
Toluene-d8	93.2	77-121	%	04/01/2005 11:13	
2-Chloroethylvinyl ether	ND	0.5	ug/L	04/01/2005 11:13	

Severn Trent Laboratories, Inc.

STL San Francisco \* 1220 Quarry Lane, Pleasanton, CA 94566

Tel 925 484 1919 Fax 925 484 1096 \* www.stl-inc.com \* CA DHS ELAP# 2496

04/01/2005 17:16

Page 7 of 10

**Halogenated Volatile Organic Compounds by 8021B/8260B**

TRC Alton Geoscience- Irvine

Attn.: Anju Farfan

21 Technology Drive

Irvine, CA 92718

Phone: (949) 341-7440 Fax: (949) 753-0111

Project: 41050001FA20

Conoco Phillips #5484

Received: 03/18/2005 16:10

Site: 18950 Lake Chabot Rd.

Batch QC Report									
Prep(s): 5030B					Test(s): 8260B				
Laboratory Control Spike			Water			QC Batch # 2005/04/01-1A.60			
LCS 2005/04/01-1A.60-040			Extracted: 04/01/2005			Analyzed: 04/01/2005 10:40			
LCSD									

Compound	Conc. ug/L		Exp.Conc.	Recovery %		RPD	Ctrl.Limits %		Flags	
	LCS	LCSD		LCS	LCSD		%	Rec.	RPD	LCS
Chlorobenzene	19.8		20	99.0			61-121	20		
1,1-Dichloroethene	18.9		20	94.5			65-125	20		
Trichloroethene	18.1		20	90.5			74-134	20		
<b>Surrogates(s)</b>										
4-Bromofluorobenzene	491		500	98.2			79-118			
1,2-Dichloroethane-d4	447		500	89.4			78-117			
Toluene-d8	471		500	94.2			77-121			

Severn Trent Laboratories, Inc.

STL San Francisco \* 1220 Quarry Lane, Pleasanton, CA 94566

Tel 925 484 1919 Fax 925 484 1096 \* www.stl-inc.com \* CA DHS ELAP# 2496

04/01/2005 17:16

**Halogenated Volatile Organic Compounds by 8021B/8260B**

TRC Alton Geoscience- Irvine

Attn.: Anju Farfan

21 Technology Drive

Irvine, CA 92718

Phone: (949) 341-7440 Fax: (949) 753-0111

Project: 41050001FA20

Conoco Phillips #5484

Received: 03/18/2005 16:10

Site: 18950 Lake Chabot Rd.

**Batch QC Report**

Prep(s): 5030B

Test(s): 8260B

**Matrix Spike ( MS / MSD )**

**Water**

**QC Batch # 2005/04/01-1A.60**

**MS/MSD**

Lab ID: 2005-03-0638 - 022

MS: 2005/04/01-1A.60-018

Extracted: 04/01/2005

Analyzed: 04/01/2005 13:18

Dilution: 1.00

MSD: 2005/04/01-1A.60-051

Extracted: 04/01/2005

Analyzed: 04/01/2005 13:51

Dilution: 1.00

Compound	Conc. ug/L			Spk.Level	Recovery %			Limits %		Flags	
	MS	MSD	Sample		ug/L	MS	MSD	RPD	Rec.	RPD	MS
Chlorobenzene	19.7	21.2	ND	20	98.5	106.0	7.3	61-121	20		
1,1-Dichloroethene	19.3	19.8	ND	20	96.5	99.0	2.6	65-125	20		
Trichloroethene	17.7	18.3	0.914	20	83.9	86.9	3.5	74-134	20		
<b>Surrogate(s)</b>											
4-Bromofluorobenzene	510	502		500	102.0	100.4		79-118			
1,2-Dichloroethane-d4	509	500		500	101.8	100.0		78-117			
Toluene-d8	490	490		500	98.0	98.0		77-121			

Severn Trent Laboratories, Inc.

STL San Francisco \* 1220 Quarry Lane, Pleasanton, CA 94566

Tel 925 484 1919 Fax 925 484 1096 \* www.stl-inc.com \* CA DHS ELAP# 2496

04/01/2005 17:16

**Halogenated Volatile Organic Compounds by 8021B/8260B**

TRC Alton Geoscience- Irvine

Attn.: Anju Farfan

21 Technology Drive

Irvine, CA 92718

Phone: (949) 341-7440 Fax: (949) 753-0111

Project: 41050001FA20

Conoco Phillips #5484

Received: 03/18/2005 16:10

Site: 18950 Lake Chabot Rd.

**Legend and Notes**

**Analysis Flag**

H1

Extracted out of holding time.

L1

Reporting limits raised due to high level of non-target analyte materials.

Severn Trent Laboratories, Inc.

STL San Francisco \* 1220 Quarry Lane, Pleasanton, CA 94566

Tel 925 484 1919 Fax 925 484 1096 \* www.stl-inc.com \* CA DHS ELAP# 2496

04/01/2005 17:16

**Semi-volatile Organic Compounds by 8270C**

TRC Alton Geoscience- Irvine

Attn.: Anju Farfan

21 Technology Drive

Irvine, CA 92718

Phone: (949) 341-7440 Fax: (949) 753-0111

Project: 41050001FA20

Conoco Phillips #5484

Received: 03/18/2005 16:10

Site: 18950 Lake Chabot Rd.

**Samples Reported**

Sample Name	Date Sampled	Matrix	Lab #
MW-5	03/17/2005 14:20	Water	1
MW-7	03/17/2005 14:35	Water	2

**Semi-volatile Organic Compounds by 8270C**

TRC Alton Geoscience- Irvine

Attn.: Anju Farfan

 21 Technology Drive  
 Irvine, CA 92718  
 Phone: (949) 341-7440 Fax: (949) 753-0111

 Project: 41050001FA20  
 Conoco Phillips #5484

Received: 03/18/2005 16:10

Site: 18950 Lake Chabot Rd.

Prep(s):	3510C/8270C	Test(s):	8270C
Sample ID:	MW-5	Lab ID:	2005-03-0681 - 1
Sampled:	03/17/2005 14:20	Extracted:	3/22/2005 14:12
Matrix:	Water	QC Batch#:	2005/03/22-01.11

Compound	Conc.	RL	Unit	Dilution	Analyzed	Flag
Phenol	ND	2.0	ug/L	1.00	04/02/2005 12:31	
Bis(2-chloroethyl)ether	ND	2.0	ug/L	1.00	04/02/2005 12:31	
2-Chlorophenol	ND	2.0	ug/L	1.00	04/02/2005 12:31	
1,3-Dichlorobenzene	ND	2.0	ug/L	1.00	04/02/2005 12:31	
1,4-Dichlorobenzene	ND	2.0	ug/L	1.00	04/02/2005 12:31	
Benzyl alcohol	ND	5.0	ug/L	1.00	04/02/2005 12:31	
1,2-Dichlorobenzene	ND	2.0	ug/L	1.00	04/02/2005 12:31	
2-Methylphenol	ND	2.0	ug/L	1.00	04/02/2005 12:31	
Bis(2-chloroisopropyl) ether	ND	2.0	ug/L	1.00	04/02/2005 12:31	
4-Methylphenol	ND	2.0	ug/L	1.00	04/02/2005 12:31	
N-Nitroso-di-n-propylamine	ND	2.0	ug/L	1.00	04/02/2005 12:31	
Hexachloroethane	ND	2.0	ug/L	1.00	04/02/2005 12:31	
Nitrobenzene	ND	2.0	ug/L	1.00	04/02/2005 12:31	
Isophorone	ND	2.0	ug/L	1.00	04/02/2005 12:31	
2-Nitrophenol	ND	2.0	ug/L	1.00	04/02/2005 12:31	
2,4-Dimethylphenol	ND	2.0	ug/L	1.00	04/02/2005 12:31	
Bis(2-chloroethoxy) methane	ND	5.0	ug/L	1.00	04/02/2005 12:31	
2,4-Dichlorophenol	ND	2.0	ug/L	1.00	04/02/2005 12:31	
1,2,4-Trichlorobenzene	ND	2.0	ug/L	1.00	04/02/2005 12:31	
Naphthalene	ND	2.0	ug/L	1.00	04/02/2005 12:31	
4-Chloroaniline	ND	2.0	ug/L	1.00	04/02/2005 12:31	
Hexachlorobutadiene	ND	2.0	ug/L	1.00	04/02/2005 12:31	
4-Chloro-3-methylphenol	ND	5.0	ug/L	1.00	04/02/2005 12:31	
2-Methylnaphthalene	ND	2.0	ug/L	1.00	04/02/2005 12:31	
Hexachlorocyclopentadiene	ND	5.0	ug/L	1.00	04/02/2005 12:31	
2,4,6-Trichlorophenol	ND	2.0	ug/L	1.00	04/02/2005 12:31	
2,4,5-Trichlorophenol	ND	2.0	ug/L	1.00	04/02/2005 12:31	
2-Chloronaphthalene	ND	2.0	ug/L	1.00	04/02/2005 12:31	
2-Nitroaniline	ND	10	ug/L	1.00	04/02/2005 12:31	

Severn Trent Laboratories, Inc.

STL San Francisco \* 1220 Quarry Lane, Pleasanton, CA 94566

Tel 925 484 1919 Fax 925 484 1096 \* www.stl-inc.com \* CA DHS ELAP# 2496

04/03/2005 17:46

**Semi-volatile Organic Compounds by 8270C**

TRC Alton Geoscience- Irvine

Attn.: Anju Farfan

21 Technology Drive

Irvine, CA 92718

Phone: (949) 341-7440 Fax: (949) 753-0111

Project: 41050001FA20

Conoco Phillips #5484

Received: 03/18/2005 16:10

Site: 18950 Lake Chabot Rd.

Prep(s):	3510C/8270C	Test(s):	8270C
Sample ID:	MW-5	Lab ID:	2005-03-0681 - 1
Sampled:	03/17/2005 14:20	Extracted:	3/22/2005 14:12
Matrix:	Water	QC Batch#:	2005/03/22-01.11

Compound	Conc.	RL	Unit	Dilution	Analyzed	Flag
Dimethyl phthalate	ND	5.0	ug/L	1.00	04/02/2005 12:31	
Acenaphthylene	ND	2.0	ug/L	1.00	04/02/2005 12:31	
3-Nitroaniline	ND	2.0	ug/L	1.00	04/02/2005 12:31	
Acenaphthene	ND	2.0	ug/L	1.00	04/02/2005 12:31	
2,4-Dinitrophenol	ND	10	ug/L	1.00	04/02/2005 12:31	
4-Nitrophenol	ND	10	ug/L	1.00	04/02/2005 12:31	
Dibenzofuran	ND	2.0	ug/L	1.00	04/02/2005 12:31	
2,4-Dinitrotoluene	ND	2.0	ug/L	1.00	04/02/2005 12:31	
2,6-Dinitrotoluene	ND	5.0	ug/L	1.00	04/02/2005 12:31	
Diethyl phthalate	ND	5.0	ug/L	1.00	04/02/2005 12:31	
4-Chlorophenyl phenyl ether	ND	5.0	ug/L	1.00	04/02/2005 12:31	
Fluorene	ND	2.0	ug/L	1.00	04/02/2005 12:31	
4-Nitroaniline	ND	10	ug/L	1.00	04/02/2005 12:31	
2-Methyl-4,6-dinitrophenol	ND	10	ug/L	1.00	04/02/2005 12:31	
N-Nitrosodiphenylamine	ND	2.0	ug/L	1.00	04/02/2005 12:31	
4-Bromophenyl phenyl ether	ND	5.0	ug/L	1.00	04/02/2005 12:31	
Hexachlorobenzene	ND	2.0	ug/L	1.00	04/02/2005 12:31	
Pentachlorophenol	ND	10	ug/L	1.00	04/02/2005 12:31	
Phenanthrene	ND	2.0	ug/L	1.00	04/02/2005 12:31	
Anthracene	ND	2.0	ug/L	1.00	04/02/2005 12:31	
Di-n-butyl phthalate	ND	5.0	ug/L	1.00	04/02/2005 12:31	
Fluoranthene	ND	2.0	ug/L	1.00	04/02/2005 12:31	
Pyrene	ND	2.0	ug/L	1.00	04/02/2005 12:31	
Butyl benzyl phthalate	ND	5.0	ug/L	1.00	04/02/2005 12:31	
3,3-Dichlorobenzidine	ND	5.0	ug/L	1.00	04/02/2005 12:31	
Benzo(a)anthracene	ND	2.0	ug/L	1.00	04/02/2005 12:31	
bis(2-Ethylhexyl) phthalate	ND	10	ug/L	1.00	04/02/2005 12:31	
Chrysene	ND	2.0	ug/L	1.00	04/02/2005 12:31	
Di-n-octyl phthalate	ND	5.0	ug/L	1.00	04/02/2005 12:31	

Severn Trent Laboratories, Inc.

04/03/2005 17:46

STL San Francisco \* 1220 Quarry Lane, Pleasanton, CA 94566

**Semi-volatile Organic Compounds by 8270C**

TRC Alton Geoscience- Irvine

Attn.: Anju Farfan

21 Technology Drive  
Irvine, CA 92718  
Phone: (949) 341-7440 Fax: (949) 753-0111

Project: 41050001FA20  
Conoco Phillips #5484

Received: 03/18/2005 16:10

Site: 18950 Lake Chabot Rd.

Prep(s): 3510C/8270C	Test(s): 8270C
Sample ID: MW-5	Lab ID: 2005-03-0681 - 1
Sampled: 03/17/2005 14:20	Extracted: 3/22/2005 14:12
Matrix: Water	QC Batch#: 2005/03/22-01 11

Compound	Conc.	RL	Unit	Dilution	Analyzed	Flag
Benzo(b)fluoranthene	ND	2.0	ug/L	1.00	04/02/2005 12:31	
Benzo(k)fluoranthene	ND	2.0	ug/L	1.00	04/02/2005 12:31	
Benzo(a)pyrene	ND	2.0	ug/L	1.00	04/02/2005 12:31	
Indeno(1,2,3-c,d)pyrene	ND	2.0	ug/L	1.00	04/02/2005 12:31	
Dibenzo(a,h)anthracene	ND	2.0	ug/L	1.00	04/02/2005 12:31	
Benzo(g,h,i)perylene	ND	2.0	ug/L	1.00	04/02/2005 12:31	
Benzoic acid	ND	10	ug/L	1.00	04/02/2005 12:31	
<b>Surrogate(s)</b>						
Nitrobenzene-d5	40.4	35-114	%	1.00	04/02/2005 12:31	
2-Fluorobiphenyl	58.4	43-116	%	1.00	04/02/2005 12:31	
p-Terphenyl-d14	58.2	33-141	%	1.00	04/02/2005 12:31	
2-Fluorophenol	27.8	25-100	%	1.00	04/02/2005 12:31	
Phenol-d5	21.6	10-110	%	1.00	04/02/2005 12:31	
2,4,6-Tribromophenol	71.7	10-123	%	1.00	04/02/2005 12:31	

Severn Trent Laboratories, Inc.

STL San Francisco \* 1220 Quarry Lane, Pleasanton, CA 94566

Tel 925 484 1919 Fax 925 484 1096 \* www.stl-inc.com \* CA DHS ELAP# 2496

04/03/2005 17:46



**Semi-volatile Organic Compounds by 8270C**

TRC Alton Geoscience- Irvine

Attn.: Anju Farfan

21 Technology Drive  
Irvine, CA 92718  
Phone: (949) 341-7440 Fax: (949) 753-0111

Project: 41050001FA20  
Conoco Phillips #5484

Received: 03/18/2005 16:10

Site: 18950 Lake Chabot Rd.

Prep(s): 3510C/8270C	Test(s): 8270C
Sample ID: MW-7	Lab ID: 2005-03-0681 - 2
Sampled: 03/17/2005 14:35	Extracted: 3/22/2005 14:12
Matrix: Water	QC Batch#: 2005/03/22-01.11

Compound	Conc.	RL	Unit	Dilution	Analyzed	Flag
Phenol	ND	2.0	ug/L	1.00	04/02/2005 12:59	
Bis(2-chloroethyl)ether	ND	2.0	ug/L	1.00	04/02/2005 12:59	
2-Chlorophenol	ND	2.0	ug/L	1.00	04/02/2005 12:59	
1,3-Dichlorobenzene	ND	2.0	ug/L	1.00	04/02/2005 12:59	
1,4-Dichlorobenzene	ND	2.0	ug/L	1.00	04/02/2005 12:59	
Benzyl alcohol	ND	5.0	ug/L	1.00	04/02/2005 12:59	
1,2-Dichlorobenzene	ND	2.0	ug/L	1.00	04/02/2005 12:59	
2-Methylphenol	ND	2.0	ug/L	1.00	04/02/2005 12:59	
Bis(2-chloroisopropyl) ether	ND	2.0	ug/L	1.00	04/02/2005 12:59	
4-Methylphenol	ND	2.0	ug/L	1.00	04/02/2005 12:59	
N-Nitroso-di-n-propylamine	ND	2.0	ug/L	1.00	04/02/2005 12:59	
Hexachloroethane	ND	2.0	ug/L	1.00	04/02/2005 12:59	
Nitrobenzene	ND	2.0	ug/L	1.00	04/02/2005 12:59	
Isophorone	ND	2.0	ug/L	1.00	04/02/2005 12:59	
2-Nitrophenol	ND	2.0	ug/L	1.00	04/02/2005 12:59	
2,4-Dimethylphenol	ND	2.0	ug/L	1.00	04/02/2005 12:59	
Bis(2-chloroethoxy) methane	ND	5.0	ug/L	1.00	04/02/2005 12:59	
2,4-Dichlorophenol	ND	2.0	ug/L	1.00	04/02/2005 12:59	
1,2,4-Trichlorobenzene	ND	2.0	ug/L	1.00	04/02/2005 12:59	
Naphthalene	24	2.0	ug/L	1.00	04/02/2005 12:59	
4-Chloroaniline	ND	2.0	ug/L	1.00	04/02/2005 12:59	
Hexachlorobutadiene	ND	2.0	ug/L	1.00	04/02/2005 12:59	
4-Chloro-3-methylphenol	ND	5.0	ug/L	1.00	04/02/2005 12:59	
2-Methylnaphthalene	11	2.0	ug/L	1.00	04/02/2005 12:59	
Hexachlorocyclopentadiene	ND	5.0	ug/L	1.00	04/02/2005 12:59	
2,4,6-Trichlorophenol	ND	2.0	ug/L	1.00	04/02/2005 12:59	
2,4,5-Trichlorophenol	ND	2.0	ug/L	1.00	04/02/2005 12:59	
2-Chloronaphthalene	ND	2.0	ug/L	1.00	04/02/2005 12:59	
2-Nitroaniline	ND	10	ug/L	1.00	04/02/2005 12:59	

Severn Trent Laboratories, Inc.

STL San Francisco \* 1220 Quarry Lane, Pleasanton, CA 94566

Tel 925 484 1919 Fax 925 484 1096 \* www.stl-inc.com \* CA DHS ELAP# 2496

04/03/2005 17:46

**Semi-volatile Organic Compounds by 8270C**

TRC Alton Geoscience- Irvine

Attn.: Anju Farfan

21 Technology Drive

Irvine, CA 92718

Phone: (949) 341-7440 Fax: (949) 753-0111

Project: 41050001FA20

Conoco Phillips #5484

Received: 03/18/2005 16:10

Site: 18950 Lake Chabot Rd.

Prep(s):	3510C/8270C	Test(s):	8270C
Sample ID:	MW-7	Lab ID:	2005-03-0681 - 2
Sampled:	03/17/2005 14:35	Extracted:	3/22/2005 14:12
Matrix:	Water	QC Batch#:	2005/03/22-01.11

Compound	Conc.	RL	Unit	Dilution	Analyzed	Flag
Dimethyl phthalate	ND	5.0	ug/L	1.00	04/02/2005 12:59	
Acenaphthylene	ND	2.0	ug/L	1.00	04/02/2005 12:59	
3-Nitroaniline	ND	2.0	ug/L	1.00	04/02/2005 12:59	
Acenaphthene	ND	2.0	ug/L	1.00	04/02/2005 12:59	
2,4-Dinitrophenol	ND	10	ug/L	1.00	04/02/2005 12:59	
4-Nitrophenol	ND	10	ug/L	1.00	04/02/2005 12:59	
Dibenzofuran	ND	2.0	ug/L	1.00	04/02/2005 12:59	
2,4-Dinitrotoluene	ND	2.0	ug/L	1.00	04/02/2005 12:59	
2,6-Dinitrotoluene	ND	5.0	ug/L	1.00	04/02/2005 12:59	
Diethyl phthalate	ND	5.0	ug/L	1.00	04/02/2005 12:59	
4-Chlorophenyl phenyl ether	ND	5.0	ug/L	1.00	04/02/2005 12:59	
Fluorene	ND	2.0	ug/L	1.00	04/02/2005 12:59	
4-Nitroaniline	ND	10	ug/L	1.00	04/02/2005 12:59	
2-Methyl-4,6-dinitrophenol	ND	10	ug/L	1.00	04/02/2005 12:59	
N-Nitrosodiphenylamine	ND	2.0	ug/L	1.00	04/02/2005 12:59	
4-Bromophenyl phenyl ether	ND	5.0	ug/L	1.00	04/02/2005 12:59	
Hexachlorobenzene	ND	2.0	ug/L	1.00	04/02/2005 12:59	
Pentachlorophenol	ND	10	ug/L	1.00	04/02/2005 12:59	
Phenanthrene	ND	2.0	ug/L	1.00	04/02/2005 12:59	
Anthracene	ND	2.0	ug/L	1.00	04/02/2005 12:59	
Di-n-butyl phthalate	ND	5.0	ug/L	1.00	04/02/2005 12:59	
Fluoranthene	ND	2.0	ug/L	1.00	04/02/2005 12:59	
Pyrene	ND	2.0	ug/L	1.00	04/02/2005 12:59	
Butyl benzyl phthalate	ND	5.0	ug/L	1.00	04/02/2005 12:59	
3,3-Dichlorobenzidine	ND	5.0	ug/L	1.00	04/02/2005 12:59	
Benzo(a)anthracene	ND	2.0	ug/L	1.00	04/02/2005 12:59	
bis(2-Ethylhexyl) phthalate	ND	10	ug/L	1.00	04/02/2005 12:59	
Chrysene	ND	2.0	ug/L	1.00	04/02/2005 12:59	
Di-n-octyl phthalate	ND	5.0	ug/L	1.00	04/02/2005 12:59	

Severn Trent Laboratories, Inc.

STL San Francisco \* 1220 Quarry Lane, Pleasanton, CA 94566

Tel 925 484 1919 Fax 925 484 1096 \* www.stl-inc.com \* CA DHS ELAP# 2496

04/03/2005 17:46

**Semi-volatile Organic Compounds by 8270C**

TRC Alton Geoscience- Irvine

Attn.: Anju Farfan

21 Technology Drive

Irvine, CA 92718

Phone: (949) 341-7440 Fax: (949) 753-0111

Project: 41050001FA20

Conoco Phillips #5484

Received: 03/18/2005 16:10

Site: 18950 Lake Chabot Rd.

Prep(s): 3510C/8270C	Test(s): 8270C
Sample ID: MW-7	Lab ID: 2005-03-0681 - 2
Sampled: 03/17/2005 14:35	Extracted: 3/22/2005 14:12
Matrix: Water	QC Batch#: 2005/03/22-01.11

Compound	Conc.	RL	Unit	Dilution	Analyzed	Flag
Benzo(b)fluoranthene	ND	2.0	ug/L	1.00	04/02/2005 12:59	
Benzo(k)fluoranthene	ND	2.0	ug/L	1.00	04/02/2005 12:59	
Benzo(a)pyrene	ND	2.0	ug/L	1.00	04/02/2005 12:59	
Indeno(1,2,3-c,d)pyrene	ND	2.0	ug/L	1.00	04/02/2005 12:59	
Dibenzo(a,h)anthracene	ND	2.0	ug/L	1.00	04/02/2005 12:59	
Benzo(g,h,i)perylene	ND	2.0	ug/L	1.00	04/02/2005 12:59	
Benzoic acid	ND	10	ug/L	1.00	04/02/2005 12:59	
<b>Surrogate(s)</b>						
Nitrobenzene-d5	48.9	35-114	%	1.00	04/02/2005 12:59	
2-Fluorobiphenyl	58.4	43-116	%	1.00	04/02/2005 12:59	
p-Terphenyl-d14	53.4	33-141	%	1.00	04/02/2005 12:59	
2-Fluorophenol	39.9	25-100	%	1.00	04/02/2005 12:59	
Phenol-d5	26.4	10-110	%	1.00	04/02/2005 12:59	
2,4,6-Tribromophenol	73.1	10-123	%	1.00	04/02/2005 12:59	

Severn Trent Laboratories, Inc.

STL San Francisco \* 1220 Quarry Lane, Pleasanton, CA 94566

Tel 925 484 1919 Fax 925 484 1096 \* www.stl-inc.com \* CA DHS ELAP# 2496

04/03/2005 17:46

Page 7 of 11

**Semi-volatile Organic Compounds by 8270C**

TRC Alton Geoscience- Irvine

Attn.: Anju Farfan

21 Technology Drive

Irvine, CA 92718

Phone: (949) 341-7440 Fax: (949) 753-0111

Project: 41050001FA20

Conoco Phillips #5484

Received: 03/18/2005 16:10

Site: 18950 Lake Chabot Rd.

**Batch QC Report**

Prep(s): 3510C/8270C

Method Blank

MB: 2005/03/22-01.11-004

Water

Test(s): 8270C

QC Batch # 2005/03/22-01.11

Date Extracted: 03/22/2005 14:12

Compound	Conc.	RL	Unit	Analyzed	Flag
Phenol	ND	2.0	ug/L	04/02/2005 11:08	
Bis(2-chloroethyl)ether	ND	2.0	ug/L	04/02/2005 11:08	
2-Chlorophenol	ND	2.0	ug/L	04/02/2005 11:08	
1,3-Dichlorobenzene	ND	2.0	ug/L	04/02/2005 11:08	
1,4-Dichlorobenzene	ND	2.0	ug/L	04/02/2005 11:08	
Benzyl alcohol	ND	5.0	ug/L	04/02/2005 11:08	
1,2-Dichlorobenzene	ND	2.0	ug/L	04/02/2005 11:08	
2-Methylphenol	ND	2.0	ug/L	04/02/2005 11:08	
Bis(2-chloroisopropyl) ether	ND	2.0	ug/L	04/02/2005 11:08	
4-Methylphenol	ND	2.0	ug/L	04/02/2005 11:08	
N-Nitroso-di-n-propylamine	ND	2.0	ug/L	04/02/2005 11:08	
Hexachloroethane	ND	2.0	ug/L	04/02/2005 11:08	
Nitrobenzene	ND	2.0	ug/L	04/02/2005 11:08	
Isophorone	ND	2.0	ug/L	04/02/2005 11:08	
2-Nitrophenol	ND	2.0	ug/L	04/02/2005 11:08	
2,4-Dimethylphenol	ND	2.0	ug/L	04/02/2005 11:08	
Bis(2-chloroethoxy) methane	ND	5.0	ug/L	04/02/2005 11:08	
2,4-Dichlorophenol	ND	2.0	ug/L	04/02/2005 11:08	
1,2,4-Trichlorobenzene	ND	2.0	ug/L	04/02/2005 11:08	
Naphthalene	ND	2.0	ug/L	04/02/2005 11:08	
4-Chloroaniline	ND	2.0	ug/L	04/02/2005 11:08	
Hexachlorobutadiene	ND	2.0	ug/L	04/02/2005 11:08	
4-Chloro-3-methylphenol	ND	5.0	ug/L	04/02/2005 11:08	
2-Methylnaphthalene	ND	2.0	ug/L	04/02/2005 11:08	
Hexachlorocyclopentadiene	ND	5.0	ug/L	04/02/2005 11:08	
2,4,6-Trichlorophenol	ND	2.0	ug/L	04/02/2005 11:08	
2,4,5-Trichlorophenol	ND	2.0	ug/L	04/02/2005 11:08	
2-Chloronaphthalene	ND	2.0	ug/L	04/02/2005 11:08	
2-Nitroaniline	ND	10	ug/L	04/02/2005 11:08	

Severn Trent Laboratories, Inc.

STL San Francisco \* 1220 Quarry Lane, Pleasanton, CA 94566

Tel 925 484 1919 Fax 925 484 1096 \* www.stl-inc.com \* CA DHS ELAP# 2496

04/03/2005 17:46

**Semi-volatile Organic Compounds by 8270C**

TRC Alton Geoscience- Irvine

Attn.: Anju Farfan

21 Technology Drive  
Irvine, CA 92718  
Phone: (949) 341-7440 Fax: (949) 753-0111

Project: 41050001FA20  
Conoco Phillips #5484

Received: 03/18/2005 16:10

Site: 18950 Lake Chabot Rd.

**Batch QC Report**

Prep(s): 3510C/8270C  
Method Blank  
MB: 2005/03/22-01.11-004

Water

Test(s): 8270C  
QC Batch # 2005/03/22-01.11  
Date Extracted: 03/22/2005 14:12

Compound	Conc.	RL	Unit	Analyzed	Flag
Dimethyl phthalate	ND	5.0	ug/L	04/02/2005 11:08	
Acenaphthylene	ND	2.0	ug/L	04/02/2005 11:08	
3-Nitroaniline	ND	2.0	ug/L	04/02/2005 11:08	
Acenaphthene	ND	2.0	ug/L	04/02/2005 11:08	
2,4-Dinitrophenol	ND	10	ug/L	04/02/2005 11:08	
4-Nitrophenol	ND	10	ug/L	04/02/2005 11:08	
Dibenzofuran	ND	2.0	ug/L	04/02/2005 11:08	
2,4-Dinitrotoluene	ND	2.0	ug/L	04/02/2005 11:08	
2,6-Dinitrotoluene	ND	5.0	ug/L	04/02/2005 11:08	
Diethyl phthalate	ND	5.0	ug/L	04/02/2005 11:08	
4-Chlorophenyl phenyl ether	ND	5.0	ug/L	04/02/2005 11:08	
Fluorene	ND	2.0	ug/L	04/02/2005 11:08	
4-Nitroaniline	ND	10	ug/L	04/02/2005 11:08	
2-Methyl-4,6-dinitrophenol	ND	10	ug/L	04/02/2005 11:08	
N-Nitrosodiphenylamine	ND	2.0	ug/L	04/02/2005 11:08	
4-Bromophenyl phenyl ether	ND	5.0	ug/L	04/02/2005 11:08	
Hexachlorobenzene	ND	2.0	ug/L	04/02/2005 11:08	
Pentachlorophenol	ND	10	ug/L	04/02/2005 11:08	
Phenanthrene	ND	2.0	ug/L	04/02/2005 11:08	
Anthracene	ND	2.0	ug/L	04/02/2005 11:08	
Di-n-butyl phthalate	ND	5.0	ug/L	04/02/2005 11:08	
Fluoranthene	ND	2.0	ug/L	04/02/2005 11:08	
Pyrene	ND	2.0	ug/L	04/02/2005 11:08	
Butyl benzyl phthalate	ND	5.0	ug/L	04/02/2005 11:08	
3,3-Dichlorobenzidine	ND	5.0	ug/L	04/02/2005 11:08	
Benzo(a)anthracene	ND	2.0	ug/L	04/02/2005 11:08	
bis(2-Ethylhexyl) phthalate	ND	10	ug/L	04/02/2005 11:08	
Chrysene	ND	2.0	ug/L	04/02/2005 11:08	
Di-n-octyl phthalate	ND	5.0	ug/L	04/02/2005 11:08	

Severn Trent Laboratories, Inc.

STL San Francisco \* 1220 Quarry Lane, Pleasanton, CA 94566  
Tel 925 484 1919 Fax 925 484 1096 \* www.stl-inc.com \* CA DHS ELAP# 2496

04/03/2005 17:46

Page 9 of 11

Semi-volatile Organic Compounds by 8270C

TRC Alton Geoscience- Irvine

Attn.: Anju Farfan

21 Technology Drive

Irvine, CA 92718

Phone: (949) 341-7440 Fax: (949) 753-0111

Project: 41050001FA20

Conoco Phillips #5484

Received: 03/18/2005 16:10

Site: 18950 Lake Chabot Rd.

Batch QC Report

Prep(s): 3510C/8270C

Method Blank

MB: 2005/03/22-01 11-004

Water

Test(s): 8270C

QC Batch # 2005/03/22-01.11

Date Extracted: 03/22/2005 14:12

Compound	Conc.	RL	Unit	Analyzed	Flag
Benzo(b)fluoranthene	ND	2.0	ug/L	04/02/2005 11:08	
Benzo(k)fluoranthene	ND	2.0	ug/L	04/02/2005 11:08	
Benzo(a)pyrene	ND	2.0	ug/L	04/02/2005 11:08	
Indeno(1,2,3-c,d)pyrene	ND	2.0	ug/L	04/02/2005 11:08	
Dibenzo(a,h)anthracene	ND	2.0	ug/L	04/02/2005 11:08	
Benzo(g,h,i)perylene	ND	2.0	ug/L	04/02/2005 11:08	
Benzoic acid	ND	10	ug/L	04/02/2005 11:08	
<b>Surrogates(s)</b>					
Nitrobenzene-d5	48.4	35-114	%	04/02/2005 11:08	
2-Fluorobiphenyl	50.4	43-116	%	04/02/2005 11:08	
p-Terphenyl-d14	69.8	33-141	%	04/02/2005 11:08	
2-Fluorophenol	34.1	25-100	%	04/02/2005 11:08	
Phenol-d5	22.5	10-110	%	04/02/2005 11:08	
2,4,6-Tribromophenol	59.4	10-123	%	04/02/2005 11:08	

Severn Trent Laboratories, Inc.

STL San Francisco \* 1220 Quarry Lane, Pleasanton, CA 94566

Tel 925 484 1919 Fax 925 484 1096 \* www.stl-inc.com \* CA DHS ELAP# 2496

04/03/2005 17:46

**Semi-volatile Organic Compounds by 8270C**

TRC Alton Geoscience- Irvine

Attn.: Anju Farfan

21 Technology Drive  
Irvine, CA 92718  
Phone: (949) 341-7440 Fax: (949) 753-0111

Project: 41050001FA20  
Conoco Phillips #5484

Received: 03/18/2005 16:10

Site: 18950 Lake Chabot Rd.

**Batch QC Report**

Prep(s): 3510C/8270C

Test(s) 8270C

Laboratory Control Spike

Water

QC Batch # 2005/03/22-01.11

LCS 2005/03/22-01.11-005

Extracted: 03/22/2005

Analyzed: 04/02/2005 11:35

LCSD 2005/03/22-01.11-006

Extracted: 03/22/2005

Analyzed: 04/02/2005 12:03

Compound	Conc. ug/L		Exp.Conc.	Recovery %		RPD	Cntrl.Limits %		Flags	
	LCS	LCSD		LCS	LCSD		%	Rec.	RPD	LCS
Phenol	17.6	16.6	60.0	29.3	27.7	5.6	12-89	35		
2-Chlorophenol	36.4	35.1	60.0	60.7	58.5	3.7	23-134	25		
1,4-Dichlorobenzene	17.1	17.0	30.0	57.0	56.7	0.5	36-97	30		
N-Nitroso-di-n-propylamine	20.5	19.6	30.0	68.3	65.3	4.5	10-130	34		
1,2,4-Trichlorobenzene	18.8	17.1	30.0	62.7	57.0	9.5	44-142	35		
4-Chloro-3-methylphenol	44.8	42.2	60.0	74.7	70.3	6.1	22-147	31		
Acenaphthene	21.5	21.4	30.0	71.7	71.3	0.6	56-118	30		
4-Nitrophenol	23.6	22.6	60.0	39.3	37.7	4.2	1-132	35		
2,4-Dinitrotoluene	21.6	22.4	30.0	72.0	74.7	3.7	39-139	35		
Pentachlorophenol	40.4	44.2	60.0	67.3	73.7	9.1	45-125	35		
Pyrene	17.1	18.1	30.0	57.0	60.3	5.6	52-115	35		
<b>Surrogates(s)</b>										
Nitrobenzene-d5	17.1	15.4	25	68.2	61.5		35-114	0		
2-Fluorobiphenyl	17.8	17.5	25	71.2	70.0		43-116	0		
p-Terphenyl-d14	17.5	17.9	25	69.8	71.5		33-141	0		
2-Fluorophenol	21.9	20.8	50	43.9	41.6		25-100	0		
Phenol-d5	16.1	15.0	50	32.3	30.0		10-110	0		
2,4,6-Tribromophenol	39.0	38.3	50	78.1	76.6		10-123	0		

Severn Trent Laboratories, Inc.

STL San Francisco \* 1220 Quarry Lane, Pleasanton, CA 94566

Tel 925 484 1919 Fax 925 484 1096 \* www.stl-inc.com \* CA DHS ELAP# 2496

04/03/2005 17:46

Page 11 of 11

871 San Francisco

# ConocoPhillips Chain Of Custody Record

103627

1250 Quarry Lane

Pleasanton, CA 94568

(925) 494-1819 (925) 484-1095 fax

ConocoPhillips Site Manager:

INVOICE REMITTANCE ADDRESS:

CONOCOPhillips  
Attn: Dan Hutchinsca  
2811 South Harbor, Suite 200  
Santa Brq, CA 92754

ConocoPhillips Work Order Number:

1421TR6501

ConocoPhillips Dist Object:

DATE 3-17-05

PAGE 1 of 1

2005-03-0681

<p>TRC</p> <p>21 Technology Drive, Irvine CA 92618</p> <p>Angie Parlan</p> <p>925-441-7445</p> <p>925-763-0111</p> <p>afparlan@trcsolutions.com</p> <p>Anthony</p> <p>418000-01520</p>		<p>8484</p> <p>19750 Lake Chabot Rd</p> <p>Peter Harrison, TRC</p> <p>pharrison@trcsolutions.com</p> <p>925-341-7400</p>		<p>70600101453</p> <p>Thomas Kiesel</p> <p>LAB USE ONLY</p>	
<p>REQUESTED ANALYSES:</p>					
<p>FIELD NOTES:</p> <p>Contained Preservative in P&amp;ID Packings at Laboratory Station</p> <p>2</p> <p>1st visit at 10:00</p> <p>2nd visit at 16:10</p>					
<p>Sample Name: 100-5</p> <p>Sample ID: 100-5</p> <p>DATE: 3-17-05</p> <p>TIME: 10:00</p> <p>ANALYST: [Signature]</p>					
<p>3-17-05 1455</p> <p>3-18-05 1010</p> <p>3-18-05 1610</p>					



## **STATEMENTS**

### **Purge Water Disposal**

Non-hazardous groundwater produced during purging and sampling of monitoring was accumulated at TRC's groundwater monitoring facility at Concord, California, for transportation by Onyx Transportation, Inc., to the ConocoPhillips Refinery at Rodeo, California. Disposal at the Rodeo facility was authorized by ConocoPhillips in accordance with "ESD Standard Operating Procedures - Water Quality and Compliance", as revised on February 7, 2003. Documentation of compliance with ConocoPhillips requirements is provided by an ESD Form R-149, which is on file at TRC's Concord Office. Purge water containing a significant amount of liquid-phase hydrocarbons was accumulated separately in drums for transportation and disposal by Filter Recycling, Inc.

### **Limitations**

The fluid level monitoring and groundwater sampling activities summarized in this report have been performed under the responsible charge of a California Registered Geologist or Registered Civil Engineer and have been conducted in accordance with current practice and the standard of care exercised by geologists and engineers performing similar tasks in this area. No warranty, express or implied, is made regarding the conclusions and professional opinions presented in this report. The conclusions are based solely upon an analysis of the observed conditions. If actual conditions differ from those described in this report, our office should be notified.