



**CONESTOGA-ROVERS
& ASSOCIATES**

RECEIVED

2:17 pm, Oct 27, 2008

Alameda County
Environmental Health

19449 Riverside Drive, Suite 230, Sonoma, California 95476
Telephone: 707-935-4850 Facsimile: 707-935-6649
www.CRAworld.com

April 30, 2008

Mr. Jerry Wickham
Alameda County Health Care Services Agency
1131 Harbor Bay Parkway, Suite 250
Alameda, California 94502-6577

Re: **Site Investigation and Pilot Test Report, and Corrective Action Plan Errata**
Former Shell Service Station
461 8th Street
Oakland, California
SAP Code 129453
Incident No. 97093399
ACHCSA Case No. 0343

Dear Mr. Wickham:

Conestoga-Rovers & Associates (CRA) is submitting this corrected version of our February 25, 2008 *Site Investigation and Pilot Test Report, and Corrective Action Plan* on behalf of Equilon Enterprises LLC dba Shell Oil Products US (Shell). As noted in the March 14, 2008 Alameda County Health Care Services Agency (ACHCSA) letter to Shell, Table 6 of our original submittal contained errors, and Graphs 1 through 4 were erroneously missing from the report. The attached report contains a corrected Table 6, and Graphs 1 through 4. The remaining comments from the March 14, 2008 ACHCSA letter were addressed in our April 17, 2008 *Remedial Action Plan*.

CLOSING

We apologize for any inconvenience this error may have caused. Please contact Jacquelyn England at 707-933-2370 if you have any questions or comments.

Sincerely,
Conestoga-Rovers & Associates

Jacquelyn L. England
Project Manager

Equal
Employment
Opportunity Employer



**CONESTOGA-ROVERS
& ASSOCIATES**

Mr. Jerry Wickham
April 30, 2008

cc: Denis Brown, Shell Oil Products US; denis.l.brown@shell.com
Anye Spivey, AFE Broadway 8LLC, AF Evans; ASpivey@afevans.com
Wells Fargo Bank, N.A., c/o John Ward, Trustee of Havens, P.O. Box 63939, San Francisco, CA 94163
Leah Goldberg, Meyers Nave; lgoldberg@meyersnave.com
Grover Buhr, Treadwell & Rollo; gsbuhr@treadwellrollo.com
R. Casteel & Co.
Leroy Griffin, City of Oakland Fire Prevention Bureau

Conestoga-Rovers & Associates (CRA) prepared this document for use by our client and appropriate regulatory agencies. It is based partially on information available to CRA from outside sources and/or in the public domain, and partially on information supplied by CRA and its subcontractors. CRA makes no warranty or guarantee, expressed or implied, included or intended in this document, with respect to the accuracy of information obtained from these outside sources or the public domain, or any conclusions or recommendations based on information that was not independently verified by CRA. This document represents the best professional judgment of CRA. None of the work performed hereunder constitutes or shall be represented as a legal opinion of any kind or nature.

I:\Sonoma.Shell\Oakland 461 8th\REPORTS\2007 SIR PILOT TEST CAP\Errata\Errata 2008 CAP 241501 Final.doc



Mr. Jerry Wickham
Alameda County Health Care Services Agency
1131 Harbor Bay Parkway, Suite 250
Alameda, California 94205-6577

Denis L. Brown
Shell Oil Products US
HSE – Environmental Services
20945 S. Wilmington Avenue
Carson, CA 90810-1039
Tel (707) 865 0251
Fax (707) 865 2542
Email denis.l.brown@shell.com

Re: Former Shell Service Station
461 8th Street
Oakland, California
SAP Code: 129453
Incident No. 97093399
ACHCSA Case No. 0343

Dear Mr. Wickham:

The attached document is provided for your review and comment. Upon information and belief, I declare, under penalty of perjury, that the information contained in the attached document is true and correct.

If you have any questions or concerns, please call me at (707) 865-0251.

Sincerely,

A handwritten signature in black ink, appearing to read "Denis L. Brown", is written over a horizontal line.

Denis L. Brown
Project Manager



**CONESTOGA-ROVERS
& ASSOCIATES**

19449 Riverside Drive, Suite 230, Sonoma, California 95476
Telephone: 707-935-4850 Facsimile: 707-935-6649
www.CRAworld.com

February 25, 2008

Mr. Jerry Wickham
Alameda County Health Care Services Agency
1131 Harbor Bay Parkway, Suite 250
Alameda, California 94502-6577

Re: **Site Investigation and Pilot Test Report, and Corrective Action Plan**
Former Shell Service Station
461 8th Street
Oakland, California
SAP Code 129453
Incident No. 97093399
ACHCSA Case No. 0343

Dear Mr. Wickham:

Conestoga-Rovers & Associates (CRA) prepared this report on behalf of Equilon Enterprises LLC dba Shell Oil Products US (Shell) to document the recent investigation and pilot testing conducted at the referenced site. The scope of work is described in the May 25, 2008 Remedial Alternatives Evaluation, Site Investigation, and Dual-Phase Extraction Pilot Test Work Plan and in the October 30, 2007 Work Plan Addendum (work plans). The Alameda County Health Care Services Agency (ACHCSA) approved of the scope in their October 19, 2007 and November 9, 2007 letters to Shell.

SITE DESCRIPTION AND BACKGROUND

The site is currently a paved parking lot located at the southwest corner of the intersection of 8th Street and Broadway in Oakland, California (Figures 1 and 2). The property was leased by American Oil Company from at least 1965 until 1972 when the lease was assigned to Shell Oil Products Company (Shell). A Shell service station operated on the property from 1972 to 1980. The underground storage tanks (USTs) associated with the former Shell service station were removed after Shell terminated operations at the site in May 1980. The subject site is used for paid public parking, and as of the date of this document, is up for sale.

A summary of previous work performed at the site and additional background information is contained in Attachment A. The site plan and historical sample locations are depicted on Figure 2.

Equal
Employment
Opportunity Employer



SITE INVESTIGATION

Permits: Drilling permits were obtained from the Alameda County Public Works Agency (W2007-1113 through W2007-1119, and W2007-1236). Copies of the permits are included in Attachment B.

Drilling Dates: November 30, December 3, and December 11 through December 13, 2007.

Drilling Company: Gregg Drilling.

Personnel: CRA staff Lauren Goldfinch and Carmen Rodriguez directed the drilling activities. All work was performed under the supervision of California Professional Geologist Ana Friel.

Drilling Method: Direct Push/Hollow-Stem Auger.

Number of Borings: Four borings (B-24 through B-27) were drilled, and soil vapor probes VP-1 through VP-4, respectively, were installed in the borings. Additionally, five groundwater monitoring wells (S-12 through S-16) and one air sparging well (AS-1) were installed. Boring logs and well construction diagrams are included in Attachment C. The boring and well locations are shown on Figure 2.

Boring Depths: Borings B-24 through B-27 were drilled to depths ranging from 14 to 37 feet below grade (fbg). The work plan (May 25, 2007) recommended continuing all of the borings to approximately 50 fbg. However, drilling refusal was encountered in the boring. Well borings S-12 through S-16 and AS-1 were drilled to depths ranging from 35 to 36.5 fbg.

Groundwater Depths: Groundwater was first encountered at depths ranging from 24 to 32 fbg.

Monitoring Well Construction: As approved in a December 6, 2007 electronic correspondence from the ACHCSA, monitoring wells S-12 and S-13 were constructed with screen intervals from 20 to 35 fbg, and wells S-14, S-15, and S-16 with screen



intervals from 15 to 35 fbg. Air sparging well AS-1 was constructed screening from 30 to 32 fbg. Well construction details are shown on the boring logs in Attachment C.

Vapor Probe Construction: As requested in the November 9, 2007 ACHCSA letter to Shell, permanent soil vapor probes VP-1 through VP-4 were installed within soil borings B-24 through B-27, respectively. Each vapor probe contains two screen intervals from 4.5 to 5 fbg and from 9 to 9.5 fbg, with clean filter pack from 4.5 to 5.5 fbg and from 9 to 10 fbg. A bentonite seal extends between the two filter pack intervals. The construction details are included on the boring logs in Attachment C.

Soil Disposal: The disposal documentation is included in Attachment D.

Analytical Results

Soil Results: The soil analytical data are presented on Table 1, and total petroleum hydrocarbons as gasoline (TPHg) and benzene concentrations are shown on Figure 3. Certified analytical reports are included in Attachment E.

Grab Groundwater Results: The grab groundwater analytical data are presented on Table 2, and the TPHg and benzene concentrations are shown on Figure 3. Certified analytical reports are included in Attachment E.

Soil Vapor Results: Soil vapor samples were collected from each screen interval in vapor probes VP-1 through VP-4 on December 11, 2007. Soil vapor analytical data are presented on Table 3, and the TPHg and benzene concentrations are shown on Figure 4. Certified analytical reports are included in Attachment E.

Further discussion of the distribution of petroleum hydrocarbons in soil, groundwater, and soil vapor beneath the site are included in the draft Corrective Action Plan (CAP) below.



DUAL-PHASE EXTRACTION PILOT TEST

As described in CRA's work plans, CRA conducted a Dual-Phase Extraction (DPE) pilot test to investigate feasible soil and groundwater remediation methods for this site. DPE testing utilized existing wells S-8, S-9, and the new wells described above. The following were the objectives of the DPE pilot test:

- 1) Ascertain if DPE is a feasible remediation alternative by:
 - a) determining the DPE flow rate that site soils will yield,
 - b) determining the magnitude and sustenance of hydrocarbon vapor concentrations,
 - c) determining the vacuum radius of influence
- 2) Provide source area remediation of residual petroleum hydrocarbons.
- 3) Obtain site specific data for use in a DPE system design, if necessary

DPE Equipment: A trailer-mounted Solleco 300ECAT unit powered by a 125 kilowatt diesel generator was used for conducting the DPE test. The Solleco unit included a liquid-ring pump driven by a 20-horsepower motor. The electric catalytic oxidizer was used as the vapor abatement device during the pilot test. An extraction hose from the Solleco unit was sealed to the extraction wells at a pre-constructed manifold. The Solleco unit was equipped with manual dilution and throttle valves for vacuum and flow control. Water from a knockout tank on the trailer was pumped into a 20,000 gallon Baker tank.

Field vapor concentrations were measured with a Horiba Vapor Analyzer. Vapor samples were collected in one-liter tedlar bags using a Gast rotary-vane sample pump. The induced vacuum in the observation wells, the casing vacuum in the extraction well, the line vacuum, system vacuum, and pump vacuum were measured using Magnehelic differential pressure gauges. The oxidizer temperature was read from a digital readout mounted on the trailer.

DPE Data Collection and Sampling: Data was collected on standard forms. Throughout the DPE pilot test, CRA measured the blower vacuum, system vacuum, line vacuum, well flow, system flow, observation well induced vacuums, extraction well casing vacuum, depth-to-water, and volatile organic vapor concentrations in the influent and effluent streams. Depth to water was measured at static levels and periodically throughout testing to determine drawdown. Samples of the extracted soil vapor were collected several times during testing for analysis at an analytical laboratory.

Analyses: All laboratory samples were analyzed by KIFF Analytical LLC in Davis, a State of California certified laboratory. Samples were analyzed for TPHg and BTEX by EPA Method 8260B.



DPE Pilot Test Results

DPE vapor-phase mass removal is summarized in Table 4. DPE observation data is summarized in Table 5. Vacuum radius of influence data is summarized in Table 6. Laboratory analytical reports are included as Attachment F.

CRA mobilized the DPE equipment to the site on January 7, 2008. This day was dedicated to setting up equipment and collecting static (baseline) data. Additionally, the Solleco unit required some minor repairs in addition to standard maintenance.

DPE testing began on January 8, 2008. Wells S-8 and S-14 were tested. CRA first conducted a step test on well S-8 to determine the vacuum setting that would yield the highest flow rate. It was determined quickly that the maximum pump vacuum was required to keep the well dewatered due to well depth and groundwater production. Well S-14 was then tested at the maximum vacuum setting and allowed to operate overnight.

Well S-14 testing was completed on the morning of January 9, 2008. Short-term testing of wells S-9, S-13, and S-16 was conducted on this day as well. CRA stopped DPE testing after testing the final well to allow the subsurface to equilibrate prior to air sparge testing.

Vapor Concentrations: TPHg and BTEX concentrations varied at each extraction well throughout DPE testing. Vapor samples were collected at the beginning and end of testing for each extraction well. Vapor concentrations were moderate in all wells, except for well S-9 which had low vapor concentrations. Well S-14 was the only well extracted from overnight. TPHg concentrations dropped from 3,500 ppmv to 1,700 ppmv at the end of the long term test (17.8 hours).

Vacuum and (Air) Flow: The applied vacuum and flow rate are listed in Table 4. Flow rates varied from 10 to 30 standard cubic feet per minute (scfm). It was evident during testing that the well depth, screen interval, and groundwater production affected the flow rate. Given the soil types (fine-grained sands) encountered at this site, CRA believes slightly higher flow rates can be attained by using a downwell pump and wellhead vapor extraction connection versus a stinger

Mass Removal: Based on operating parameters and vapor sample analytical results, the total vapor-phase mass removed from each extraction well is summarized below.



TABLE A – VAPOR PHASE MASS REMOVED

Well	TPHg	Benzene	Ethyl benzene	Toluene	Xylene
	(lbs)	(lbs)	(lbs)	(lbs)	(lbs)
S-8	20.4	0.139	0.049	0.030	0.044
S-14	127	3.61	0.135	3.92	0.610
S-9	2.44	0.014	0.015	0.020	0.053
S-16	26.2	0.393	0.131	0.577	0.527
S-13	46.7	0.452	0.423	1.01	2.05
Total	223	4.61	0.753	5.56	3.28

It is clear that wells S-13 and S-16 with slightly higher vapor concentrations has the highest hydrocarbon mass removal rate. The largest mass removal was from well S-14, which is attributed to the longest testing time.

Groundwater samples have not been collected from the new wells at his time. Therefore, dissolved-phase hydrocarbon mass removal has not been calculated. CRA assumes the dissolved-phase hydrocarbon mass removed will be low relative to the vapor-phase hydrocarbon mass removed.

Vacuum Radius of Influence: Table 6 presents the vacuum radius of influence (ROI) data and the effective ROI calculation. The theoretical ROI is estimated according to the steady-state radial distribution equation in *A Practical Approach to the Design, Operation, and Monitoring of In Situ Soil Venting Systems* (P.C. Johnson, C.C. Stanley, M.W. Kemblowski, D.L. Byers, and J.D. Colthart, Groundwater Monitoring and Review, Spring 1990). The theoretical ROI is estimated to be as much as 60 feet, but more consistently around 45 feet.

Groundwater Production and Drawdown: CRA initially used a flow totalizing meter to measure groundwater production. However, silt production continually plugged this meter and inhibited continuous operation. Sufficient data was gathered during testing of well S-8 to assess groundwater production. Well S-8 produced approximately 520 gallons over 156 minutes, which equates to approximately 3.33 gallons per minute (gpm). CRA observed similar production from the other wells. Based on disposal records, approximately 6,045 gallons of groundwater was removed over the course of DPE testing (1770 minutes), which equates to 3.42 gpm.

Drawdown data is presented in Table 5. Static water levels were measured at approximately 23 fbg. All wells, except for well S-14, were dewatered to near the bottom of the well (30 to 35 fbg). Drawdown



was consistently observed in all wells ranging from approximately 1 to 2.5 feet depending on its distance from the extraction well.

AIR SPARGING PILOT TEST

As described in CRA's work plans, CRA conducted an Air Sparge (AS) pilot test to investigate feasible soil and groundwater remediation methods for this site. AS testing utilized new well AS-1, existing wells S-8, S-9, and the new wells previously described. The following were the objectives of the AS pilot test:

- 1) Ascertain if AS is a feasible remediation alternative by:
 - a) determining if sufficient air could be delivered and properly distributed to the impacted area,
 - b) determining maximum air injection flow rate,
 - c) determining the magnitude and sustenance of hydrocarbon vapor concentrations
- 2) Provide source area remediation of residual petroleum hydrocarbons.
- 3) Obtain site specific data for use in a AS system design, if necessary

AS Equipment: A Mako Industries, Ltd air sparge trailer with a rotary screw air compressor capable of 28 cfm and 125 psi was used for conducting the AS test. An air hose was attached to the injection well from a pre-constructed manifold. Two 10 cfm air rotameters were mounted in the AS trailer to measure air flow. The air compressor was powered using the same generator used for the DPE pilot test.

Field vapor concentrations were measured with a Horiba Model MEXA554J organic vapor analyzer (OVA) with calibration gas. Vapor samples were collected in one-liter tedlar bags using a Gast rotary-vane sample pump model 907CDC18F. The induced pressure in adjacent wells was measured with Magnehelic pressure gauges. Five YSI 600 XLM pressure transducer and data loggers provided by Equipco, Inc recorded bioparameters and water levels in monitoring wells.

Procedure: Data loggers were set in observation wells S-8, S-13, S-14, S-15, and S-16 to continuously record DO concentrations, pH, and water levels. Magnehelic pressure gauges were fitted to observation wells to differentiate water level changes from induced pressure from sparge air migration. Prior to testing, vapor samples were collected from the observation wells to establish the background hydrocarbon vapor concentrations.

To assess effectiveness of AS, air was injected into well AS-1 using an air compressor. Injection pressure and air flow were monitored at the manifold. The initial injection pressure was to be set at the 5



psi. The pressure was then incrementally increased to the maximum injection pressure, which was established as 75% of the overburden pressure. The overburden pressure was calculated as follows:

The hydrostatic pressure (P_H) was determined using the following equation:

$$P_H = (\text{Water column above top of screen})(\text{Specific Weight}_{\text{WATER}})$$

The static depth-to-water in well AS-1 was measured at 23 fbg. The top of the screened interval for well AS-1 is at 30 fbg. Therefore, the water column above the top of screen was 7.0 feet. The specific weight of water is 62.4 pounds per cubic foot. Therefore, the hydrostatic pressure equated to:

$$P_H = (7.0 \text{ feet})(62.4 \text{ pounds/cu ft})(1 \text{ sq ft}/144 \text{ sq inches}) = 3.03 \text{ psi}$$

The overburden pressure (P_{OB}) was determined using the following equation:

$$P_{OB} = P_H + P_{SOIL} \text{ where;}$$

$$P_{SOIL} = (\text{Soil column above top of screen})(\text{Specific Gravity}_{\text{SOIL}})(1-\text{porosity})(\text{weight of soil})$$

As stated above, the top of the screened interval for well AS-1 is at 30 fbg. The specific gravity and porosity of soil is estimated at 2.7 and 0.40. The unit weight of soil is taken as 90 pounds per cubic foot. Using this data, the soil pressure equates to:

$$P_{SOIL} = (30 \text{ feet})(2.7)(1 - 0.40)(90)(1 \text{ square foot}/144 \text{ square inches}) = 30.4 \text{ psi}$$

Using the equation above, the overburden pressure equated to:

$$P_{OB} = P_H + P_{SOIL} = 3.0 \text{ psi} + 30.4 \text{ psi} = 33.4 \text{ psi}$$

The maximum injection pressure was taken as 75% of the overburden pressure, which equates to 25.1 psi. Therefore, the injection pressure range for this test was established as 5 to 25 psi. Air flow was monitored at each applied pressure interval.

Observation wells were fitted with pressure gauges to differentiate water level changes from pressure induced by sparge air migration. Hydrocarbon vapor concentrations were periodically field-measured and vapor samples were collected from each observation well for laboratory analysis to assess volatilization of hydrocarbons from groundwater and soils. Depth to water was periodically measured in observation wells.



Data Collection and Sampling: Data was collected on standard forms. Depth to water was measured to determine the initial groundwater levels. Throughout the gas injection pilot test, CRA personnel measured the applied pressure, flow, volatile organic vapor concentration and pressure influence in nearby wells at 30 minute intervals. Samples of observation well soil vapors were collected several times during testing for analysis at an analytical laboratory. As previously stated, transducers and pressure gauges were installed at select observation wells to record bioparameter, induced pressure, and water level data.

Analyses: All laboratory samples were analyzed by KIFF Analytical LLC in Davis, a State of California certified laboratory. Samples were analyzed for total petroleum hydrocarbons as gasoline (TPHg) and benzene, toluene, ethylbenzene, and xylenes (BTEX) by EPA Method 8260B.

AS Pilot Test Results

AS testing began on January 10 and was completed on January 11, 2008. AS testing was not conducted overnight. Table 7 presents the AS test data. Laboratory analytical reports are included as Attachment F. Transducers data is included as Attachment G.

Pressure and Flow: As stated, injection pressures were increased step-wise in 5 pound per square inch (psi) increments from 5 to 25 psi. The minimum flow rate (~15 cfm) considered to be the criteria for AS feasibility was achieved at an injection pressure of approximately 20 psi. A flow rate of 20 cfm was achieved at the maximum injection pressure of 25 psi.

Vapor Concentrations: TPHg and benzene analytical data are included in Table 7. Graphs 1 and 2 illustrate the changes in TPHg and benzene (respectively) vapor concentrations over the course of testing. An increasing concentration trend was apparent in all wells during the first day of testing. Concentrations showed increases with time and with each increase in air injection pressure. Vapor concentrations were high during the second day of testing, but dropped during the last step at 25 psi. Higher vapor concentrations were encountered during AS testing versus DPE testing.

Water Levels: The maximum water level change for each observation well occurred during the second day of the AS pilot test, which was expected due to water mounding at the higher injection pressures. Manual depth-to-water measurements and water level changes are presented in Table 7. Graph 3 illustrates the changes in water level recorded by the transducers over the course of testing on January 11, 2008. The maximum water level rise in wells S-14, S-15, and S-16 was approximately 9, 6.5, and 3 feet,



respectively. The differences varied based on their distance from the injection well; a decreasing water level rise with increasing distance from the injection well.

Bio-parameters: The transducer data includes DO, temperature, pH, specific conductance, oxygen reduction potential (ORP), and DO saturation percentage. DO data from well S-8 lies just within the aerobic range (DO = 3 to 5 mg/L). The DO data from well S-14 is well above the aerobic range. This may be attributed to the short distance from the injection well. DO in wells S-13, S-15 and S-16 are below the aerobic range. This may be due to high hydrocarbon concentrations in soil and groundwater in these areas. Graph 4 illustrates the DO trend recorded by the transducers during AS testing on January 11, 2008.

Conclusions

The pilot test results show that both DPE and AS are technically feasible based on the previously discussed criteria. However, DPE testing indicated that significant dewatering would be necessary to maximize its effectiveness. This would come at a higher cost and greater consumption of resources (ie sewer capacity, electricity, and carbon). Furthermore, higher vapor concentrations were recovered during AS testing than DPE. Therefore, vapor-phase mass removal will be greater with an SVE/AS system versus a DPE at a lower cost. Lastly, installation or relocation of a SVE/AS system would be easier and less expensive than a DPE system in accommodating future site development.

CORRECTIVE ACTION PLAN

Site Geology and Hydrogeology

Soil Types: United States Geological Survey (USGS) publications and maps indicate that the area is underlain by the Merritt Sand (*Areal and Engineering Geology of the Oakland West Quadrangle, California*, D.H. Radbruch, USGS, *Miscellaneous Geological Investigations, Map I-239*, 1957, and *Geologic Map and Map Database of the Oakland Metropolitan Area, Alameda, Contra Costa, and San Francisco Counties, California*, USGS R.W. Graymer, 2000). Previous site investigations indicated that subsurface materials encountered consist primarily of fine-grained sand, which is consistent with the description of the Merritt Sand formation, as well as silt, and silty sands.



Groundwater Elevation and Gradient: Groundwater has been first encountered during drilling at the site at depths ranging from approximately 24 to 32 fbg. Depth to groundwater in site monitoring wells has ranged historically from approximately 12.8 to 25.8 fbg. Groundwater elevations have ranged from approximately 8.1 to 16.0 feet above mean sea level since 2002 when the site was resurveyed. Groundwater flow direction has ranged historically from southwest to south-southeast at a gradient ranging from 0.005 to 0.020.

Distribution of Petroleum Hydrocarbons

Hydrocarbon Distribution in Soil: Soil analytical data collected since 2003 is summarized on Table 1.

During July 1994, nine soil borings (B-1 through B-9) were drilled at the site. TPHg was detected at concentrations of 15 milligrams per kilogram (mg/Kg) and 14 mg/Kg in soil samples collected from 10 fbg in soil borings B-4 and B-7 only. Benzene was detected at 0.24 mg/Kg in the 10 fbg sample collected from boring B-7 only. During December 1994, three onsite monitoring wells (S-8, S-9, and S-10) were installed. TPHg was detected in the soil sample collected from 10 fbg in well S-10 only. Benzene concentrations were near or below reporting limits in all of the soil samples collected.

During December 2006, twenty four soil borings (B-10 through B-23) were drilled onsite. TPHg and benzene, toluene, ethylbenzene, and xylenes (BTEX) concentrations were near or below reporting limits in all of the unsaturated soil samples collected from the borings, except boring B-12 and, to a lesser extent, boring B-13. The highest TPHg and benzene concentrations were detected in soil samples collected from between 10 to 20 fbg in boring B-12. Borings B-12 and B-13 are located along the former piping run adjacent to the southeastern-most former dispenser islands. TPHg and benzene were detected at concentrations ranging from 1,800 to 7,800 mg/Kg, and 7.0 to 49 mg/Kg, respectively, in the saturated soil samples collected from borings B-10, B-11, B-22, and B-23, located in the southeastern portion of the site. These concentrations may be more indicative of groundwater conditions, however. TPHg and BTEX concentrations were near or below reporting limits in the soil samples collected from borings B-14 through B-21, all located in the northwestern portion of the site.

During December 2007, four soil borings (B-24 through B-27) were drilled, and five groundwater monitoring wells (S-12 through S-16), and one air sparging well (AS-1) were installed onsite. TPHg and BTEX concentrations were near or below reporting limits in the soil samples collected from borings B-25, B-26, B-27, and in well borings S-12 and S-13, all located along the southwestern property boundary. TPHg and BTEX were also near or below reporting limits in unsaturated soil samples collected from boring B-24, and from well borings S-14 and S-16. TPHg and benzene concentrations in unsaturated soil samples from well borings S-15 and AS-1 ranged from 6.5 to 5,000 mg/L, and from



below reporting limits to 93 mg/L, respectively. The highest concentrations were detected in soil samples collected between 10 to 20 fbg.

Fuel oxygenates have not typically been detected in soil at the site.

Hydrocarbon Distribution in Groundwater: Historical groundwater analytical data is included in Attachment H, and grab groundwater analytical data collected since 2003 is summarized on Table 2.

Prior to the December 2007 investigation activities, there were three onsite monitoring wells (S-8, S-9, and S-10) and three offsite monitoring wells (S-4, S-5, and S-6) associated with the site. Sampling of well S-5 was discontinued during 2004 because the well is installed within a storm drain vault and confined space entry is required for access. Three additional monitoring wells (S-12, S-13, and S-14) were installed during January 2008, and will be added to the groundwater monitoring schedule at the site beginning in February 2008. New wells S-12, S-13, and S-14 were installed adjacent to previously collected grab groundwater samples from borings B-21, B-22, and B-23, respectively.

TPHg and benzene concentrations in onsite wells S-8 and S-10 have shown a decreasing trend since approximately 1997 and have been near or below reporting limits since approximately 2005. TPHg and benzene concentrations in well S-9, located in the southern corner of the site, showed a decreasing trend beginning in 1998, and were near or below reporting limits from approximately 1999 through approximately 2005. TPHg and benzene concentrations in well S-9 showed an increase during the third quarter 2006 event, and have since remained stable. During the third quarter 2007 monitoring event, TPHg and benzene concentrations in well S-9 were 9,800 µg/L and 2,400 µg/L, respectively.

TPHg and BTEX concentrations have historically been near or below reporting limits in offsite well S-4, located across Broadway from the site. TPHg and BTEX concentrations have historically been highest in offsite wells S-5 and S-6.

During December 2006, grab groundwater samples were collected from borings B-10 through B-24. TPHg and benzene concentrations in grab groundwater samples collected from the borings, with the exception of B-20, ranged from 320 to 270,000 micrograms per liter (µg/L), and from 7.7 to 24,000 µg/L, respectively. The grab groundwater sample from boring B-20 did not contain TPHg, BTEX, or fuel oxygenates.

Hydrocarbon Distribution in Soil Vapor: During December 2007, four permanent soil vapor probes were installed at the site, each with separate screen intervals at approximately 5 and 9.5 fbg. Soil vapor analytical data is summarized on Table 3.



TPHg and BTEX concentrations were near or below reporting limits in both screen intervals for soil vapor probes VP-2 through VP-4. The soil vapor sample from the deeper screen interval for probe VP-1 contained 160,000 micrograms per cubic meter ($\mu\text{g}/\text{m}^3$) TPHg and 9,600 $\mu\text{g}/\text{m}^3$ benzene. The shallow screen interval for probe VP-1 did not contain TPHg above the reporting limit of 19,000 $\mu\text{g}/\text{m}^3$, and contained 170 $\mu\text{g}/\text{m}^3$ benzene, indicating significant vertical attenuation of TPHg and benzene toward the surface.

Tier I Risk Assessment

As a Tier 1 risk assessment, results of chemical analysis of soil, groundwater, and soil vapor samples were compared to published San Francisco Bay Regional Water Quality Control Board (RWQCB) ESLs for TPHg, and BTEX. The following tables present the maximum detected soil concentrations, the current groundwater concentrations, the most recent soil vapor concentrations, and RWQCB ESLs (revised November 2007) for the COCs. While no drinking water wells have been identified in the vicinity of the site, ESLs where groundwater is a current or potential source of drinking water were used as a conservative comparison.

COC	Soil		Groundwater		Soil Vapor	
	Concentration (a)	ESL (b)	Concentration (c)	ESL (b)	Concentration (d)	ESL (e)
	mg/kg	mg/kg	mg/kg	mg/kg	$\mu\text{g}/\text{L}$	$\mu\text{g}/\text{L}$
TPHg	5,000	83	57,000	100	160,000	29,000
Benzene	93	0.044	18,000	1.0	9,600	280
Toluene	350	2.9	9,600	40	4,400	180,000
Ethylbenzene	100	3.3	1,900	30	1,200	580,000
Xylenes	650	2.3	7,200	2.3	12,700	58,000

Notes:

- (a) Concentrations in soil based on highest detections in shallow (less than 3 meters or 9.84 feet) soil samples.
- (b) ESLs are *Table A Shallow Soil and Groundwater ESLs (Groundwater is a current or potential source of drinking water)*.
- (c) Concentrations in groundwater based on highest detections during 2007 sampling events from groundwater monitoring wells. Grab groundwater analytical results were not used.
- (d) Concentrations in soil vapor based on highest detection during December 2007 sampling event.
- (e) ESLs are *Table E-2 Shallow Soil Gas Screening Levels for Evaluation of Potential Vapor Intrusion Concerns (volatile chemicals only) – Commercial/Industrial Land Use*.

Bold designates exceedences to the respective residential ESL.



Surface Soil: The highest COC concentrations detected in unsaturated soil samples were found in samples collected in the vicinity southeastern former dispenser islands and adjacent former product piping (i.e. borings B-12, S-15, and AS-1). TPHg, and BTEX concentrations were detected above the respective residential ESLs. TPHg and BTEX concentrations detected in saturated soil samples may be more representative of groundwater conditions.

Groundwater: The highest concentrations from site monitoring wells during 2007 sampling events were used for the Tier 1 RBCA analysis. TPHg and BTEX concentrations in groundwater are above the respective residential ESLs. Historically, the highest TPHg and BTEX concentrations have been detected in offsite wells S-5 and S-6. Newly installed onsite wells S-12 through S-16 will be sampled during the first quarter 2008 monitoring event.

Soil Vapor: The highest TPHg and benzene concentration in soil vapor, detected in the deeper screen interval in probe VP-1, exceeds the applicable commercial ESL. However, TPHg and benzene concentrations in the soil vapor sample collected from the shallow screen interval in probe VP-1 do not exceed the applicable commercial ESL.

Site Cleanup Objectives

CAP cleanup objectives are based on one or more of the following criteria:

- ESLs established by the RWQCB's RBCA guidelines;
- Site Specific Target Levels established by conducting a Tier 2 RBCA evaluation;
- Current closure guidelines from the regulatory agencies, such as the California State Water Resources Control Board criteria for low-risk groundwater cases; or
- Application of Best Available Technology based on remediation system operation data that demonstrate asymptotic levels have been achieved for chemical concentrations in soil and/or groundwater.

Soil Clean-up Levels

For the purposes of this CAP, CRA assumes that the petroleum hydrocarbons detected in soil at the site may pose a risk to groundwater quality, human health, and/or the environment. Other than the Tier 1 RBCA evaluation, a detailed analysis of these potential risks has not yet been fully evaluated.



Although significant reductions in soil concentrations of COCs can be attained by various remedial alternatives, attainment of the approved soil cleanup levels may prove to be technically or economically infeasible. Thus, soil cleanup is limited to that which is technically or economically feasible.

To establish soil cleanup levels, CRA proposes using the RWQCB ESLs as the soil clean-up levels for this site. As described above, unsaturated soil samples collected in the vicinity southeastern-most former dispenser island and the adjacent former product piping exceed respective ESLs.

Groundwater Clean-up Levels

According to the June 1999 *East Bay Plain Groundwater Basin Beneficial Use Evaluation Report for Alameda and Contra Cost Counties, CA*, groundwater in the area is an existing or probable drinking water resource, and the basin has depths ranging from 500 to over 1,000 feet. No drinking water wells have been identified in the vicinity of the site, and impacted groundwater beneath the site may be limited to the shallow water-bearing zone.

Per the Basin Plan, however, groundwater cleanup goals will be established based on the following:

- Background concentrations of individual pollutants;
- Applicable water-quality objectives maximum contaminant levels (MCLs) to protect designated beneficial uses of the water body for drinking water;
- Concentrations which do not pose a significant risk to human health or the environment; and
- Technologic and economic feasibility.

To establish groundwater cleanup levels, CRA proposes using the RWQCB ESLs as the clean-up levels for this site. As described above, petroleum hydrocarbon concentrations exceed applicable ESLs in groundwater beneath the site.

Remedial Alternatives Discussion and Approach

The proposed remediation objectives in this CAP are based on a combination of the above criteria. The CAP objectives are to implement the most cost-effective remedial approach to protect human health, groundwater quality and other sensitive receptors. Given the specific site conditions, the specific CAP objectives are to:

- Remove hydrocarbons from the identified source areas;
- Mitigate further hydrocarbon impact to groundwater;
- Reduce potential risks to current and future site occupants;
- Continue the groundwater monitoring program to monitor water quality; and



- Establish a contingency plan to expedite or enhance remediation if necessary.

Remediation alternatives reviewed in this CAP address these five objectives. Once hydrocarbons are substantially removed or hydrocarbon levels are reduced, natural attenuation processes may remediate any residual hydrocarbons and restore the impact area(s) to background concentrations.

CRA evaluated several remedial alternatives to achieve site remedial objectives. Remedial alternatives were selected to address the TPHg and BTEX components of fuel hydrocarbons. Past and recent subsurface investigation activities indicated that elevated levels of TPHg and BTEX are present in subsurface soils and groundwater. MTBE and oxygenate concentrations have been reported near or below laboratory detection limits. The remedial technologies selected for evaluation include monitored natural attenuation, in-situ chemical oxidation, dual-phase extraction, excavation, and air sparging. Each of these alternatives are discussed below and evaluated on the basis of technical feasibility and cost effectiveness.

Remedial Alternatives

Monitored Natural Attenuation (MNA)

MNA consists of allowing hydrocarbons to biodegrade naturally and implementing a long-term groundwater monitoring plan. Decreasing concentration trends are the primary indicators of natural attenuation of hydrocarbons in groundwater. Secondary indicators such as dissolved oxygen (DO) concentrations, oxidation-reduction potential, alkalinity, and nitrate, sulfate, and ferrous iron concentrations are also used to evaluate the existence of and the potential for natural attenuation.

Feasibility and Cost-Effectiveness: MNA is typically a low-cost alternative if cleanup levels can be met in a relatively short and/or acceptable timeframe. Given the current hydrocarbon concentrations in soil and groundwater, the timeframe to achieve cleanup levels by MNA is not reasonable.

Recommendation: CRA anticipates recommending MNA as a final remedial approach once active remediation is complete.



In-Situ Chemical Oxidation (ISCO)

Injection of hydrogen peroxide can reduce hydrocarbon mass through in-situ chemical oxidation in two ways. In the presence of metals that are commonly found in the subsurface, the chemical reaction known as Fenton's Reagent produces a hydroxyl radical that is a strong oxidizer and ultimately oxidizes hydrocarbons to water and carbon dioxide. This reaction is strongly exothermic and results in increased soil and groundwater temperatures when used in-situ. Additionally, after introducing the solution into the subsurface, it also produces elevated dissolved oxygen concentrations in groundwater that can accelerate naturally occurring hydrocarbon biodegradation. The combination of chemical hydrocarbon oxidation within the treatment zone and enhanced biodegradation as dissolved oxygen migrates in groundwater away from the injection area can rapidly reduce hydrocarbon mass.

One method to apply hydrogen peroxide to a well would be to use a siphon pump and allow the hydrogen peroxide to infiltrate into the aquifer. Following the addition of the hydrogen peroxide, a slug of tap water would be added to the well to help facilitate hydrogen peroxide infiltration into the aquifer. The amount of hydrogen peroxide and tap water added to each well would be based on the well diameter, depth to groundwater, water temperature, and soil permeability. Multiple applications are usually required. "Sentry" wells would be monitored for dissolved oxygen (DO) prior to initiating hydrogen peroxide injection to obtain background values. Once hydrogen peroxide injection is initiated, DO levels are monitored routinely in the treatment wells and sentry wells. Monitoring of bioparameters and petroleum constituent concentrations is conducted to determine the effectiveness of the hydrogen peroxide treatment.

Another method to apply hydrogen peroxide to the subsurface would be to install temporary, direct-push probes to the desired depth intervals instead of using permanent groundwater monitoring wells. The hydrogen peroxide can be injected into the probes using a pump to provide maximum infiltration of the solution into the subsurface.

Feasibility and Cost-Effectiveness: CRA would utilize fixed injection point for implementation of hydrogen peroxide injection at the subject site since multiple injection events are preferred. Installation of 20 injection points (15 foot center spacing) and 3 observation wells are estimated to cost \$18,000. The existing monitoring wells would also be used as observation points. Each injection well would be injected with at least 15 gallons of a catalyst and 200 gallons of 10% H₂O₂ per event. CRA estimates up to five injection events. Each injection event is estimated to cost \$65,000. Five injection events is estimated to cost \$325,000.



Groundwater monitoring is estimated to cost approximately \$10,000 per year. Assuming 1.5 years of groundwater monitoring during hydrogen peroxide injection, and 3 years of groundwater monitoring following hydrogen peroxide injection to demonstrate that site cleanup goals will be met, the total cost for groundwater monitoring is \$45,000. The site closure request and well destructions would cost an estimated \$40,000. The total estimated cost for this alternative is \$428,000.

The effectiveness of hydrogen peroxide injection on impacted groundwater has been demonstrated in bench-scale studies and at various sites, but the reliability and costs remain uncertain when compared to other technologies, especially with impacted vadose zone soils. CRA is not confident that hydrogen peroxide could effectively be dispersed in impacted vadose zone soils near the former dispenser island. Finally, the addition of a liquid solution of hydrogen peroxide to soil may potentially cause leaching of hydrocarbons in soils to groundwater.

Recommendation: With the uncertainties regarding effectiveness and total overall cost, CRA does not recommend this remedial alternative.

Dual-Phase Extraction (DPE)

DPE is the process of applying high vacuum through an airtight well seal to simultaneously extract soil vapors from the vadose zone and groundwater from the saturated zone. The vacuum created by DPE can increase the groundwater yield from wells completed in low permeability formations. In addition, residual TPHg and BTEX in soil within the influence of the vacuum may be removed in the vapor phase. Groundwater extraction may provide hydraulic control of the hydrocarbon plume and reduce contaminant migration. Furthermore, extended dewatering of the saturated zone combined with vapor extraction can remediate residual hydrocarbons in the source area.

A positive displacement blower or liquid-ring pump may be used to create the higher vacuum needed to extract groundwater and soil vapors simultaneously. Alternatively, a submersible groundwater pump can be used to extract groundwater, while a blower or liquid-ring pump is used solely to extract soil vapors. The extraction device is supplemented with a soil vapor treatment (oxidizer or carbon adsorption) system. Extracted groundwater can be treated and discharged to the local sanitary sewer or storm drain with the appropriate authorization or off-hauled to a disposal facility.

Feasibility and Cost-Effectiveness: Pilot testing demonstrated that DPE is technically feasible, but would not necessarily be effective. Groundwater production and drawdown data suggested that significant dewatering (several extraction wells) would be required to sufficiently expose capillary fringe and saturated soils for vapor extraction.



Design, permitting, and installation of a DPE system is estimated to cost \$250,000, including the cost to install of four additional extraction wells. CRA estimates three years of operation, at an annual O&M cost of \$80,000, to reach the cost-effective limit of DPE. The annual O&M cost includes an estimated \$20,000 in sewer discharge fees. The total O&M cost equates to \$240,000. DPE system demo is estimated to cost \$30,000.

The groundwater monitoring cost for this site is estimated at \$11,000 annually and is anticipated to continue for 5 years after DPE operation. Therefore, the total groundwater monitoring cost is estimated at \$88,000. Well destructions and the closure request are estimated to cost \$35,000. The total projected cost for selecting DPE to remediate this site is estimated at \$643,000. These costs could increase in consideration of incorporating DPE with possible future development of the site

Recommendation: DPE costs at this site are high in order to maximize effectiveness. These higher costs can be attributed the higher groundwater extraction rate required for sufficient dewatering and the corresponding higher sewer disposal cost. Based on cost-effectiveness, CRA does not recommend this alternative.

Excavation

During excavation, contaminated soil is removed and transported to permitted off-site treatment and/or disposal facilities. In some cases, pre-treatment (via aeration, aboveground SVE, incineration, etc) of the contaminated media may be required in order to meet land disposal restrictions. Although excavation and off-site disposal alleviates the contaminant problem at the site, it does not treat the contaminant. The type of contaminant and its concentration level will impact off-site disposal requirements. The disposal of hazardous wastes is governed by the Resource Conservation and Recovery Act (RCRA) (40CFR Parts 261-265), and the U.S. Department of Transportation regulates the transport of hazardous materials (49 CFR Parts 172-179, 49 CFR Part 1387, and DOT-E 8876). Hazardous wastes must be treated to meet either RCRA or non-RCRA treatment standards prior to land disposal. Transport and disposal of non-hazardous or special wastes are regulated by applicable California regulations.

Standard earth moving equipment (backhoes, bobcats, loaders, etc.) is typically utilized for excavation. Depending on available space, this range of equipment can excavate to a depth of approximately 20 feet. Larger earth moving equipment (excavators) can excavate slightly deeper. Entry into excavations deeper than 5 feet requires shoring per OSHA regulations. Deep excavations may require shoring to prevent collapse of the sidewalls and to prevent damage or undermining of neighboring structures, utilities, sidewalks, etc. Additionally, dewatering of the excavated area may be required depending on the



groundwater elevation and recharge rates. The extent of excavation is typically estimated in advance using available soil boring data, but is ultimately directed by field personnel using field monitoring equipment such as a photo-ionization detector to screen soils by measurement of soil headspace vapor concentrations. Soil samples are collected for chemical analysis to confirm that the excavation limits are sufficient to meet soil cleanup levels.

Feasibility and Cost-Effectiveness: Based on historical soil analytical data, CRA has estimated a 50-foot by 50-foot area around the (former) eastern dispenser island. This excavation would extend to approximately 20 feet deep, which equates to 1,850 cubic yards (2,400 tons). Dewatering would not be required. Sidewall interlocking sheet pile shoring would be necessary. Implementation of this excavation is estimated to cost more than \$350,000. This estimate is based upon a 4-5 week period to complete excavation and restoration of the target area. The impacted soil is assumed to be non-hazardous waste. The cost includes engineering, permitting, monitoring well destruction and replacement, shoring, excavating, stockpiling, profiling the soil for disposal, confirmatory sampling and analyses, loading, off-hauling, disposal, backfilling and compaction, site restoration, and project management and reporting.

The parking lot would have to be closed during excavation activities, and the estimated costs of lost business were \$3,000 per week or \$15,000 total. Groundwater monitoring is estimated to cost approximately \$7,500 per year, and would likely be necessary for at least 5 years at this site following excavation (mostly for off-site/downgradient groundwater monitoring). The closure request and well destructions are estimated to cost \$25,000. The total cost for this alternative is estimated to be \$427,500.

Recommendation: Excavation would effectively remove source material in vadose zone soils. Capillary fringe and saturated soil impacts are at the depth limit of conventional excavation equipment. Deeper excavation would further increase the cost of this alternative. An acceptable decreasing hydrocarbon concentration trend in groundwater may not develop in a reasonable timeframe if these deeper impacts are left in place. Therefore, CRA does not recommend excavation to remediate this site. However, site development is likely to occur within the next few years. The necessity, benefits, and cost-effectiveness of excavation should be reconsidered if done concurrent with site development.

Air Sparging

Air Sparging (AS) is an in situ remedial technology that reduces concentrations of volatile constituents in petroleum products that are adsorbed to soils and dissolved in groundwater. This technology, which is also known as "in situ air stripping" and "in situ volatilization," involves the injection of contaminant-



free air into the subsurface saturated zone, enabling a phase transfer of hydrocarbons from a dissolved state to a vapor phase. The air is then vented through the unsaturated zone. Air sparging is most often used together with soil vapor extraction (SVE), but it can also be used with other remedial technologies. When air sparging is combined with SVE, the SVE system creates a negative pressure in the unsaturated zone through a series of extraction wells to control the vapor plume migration. This combined system is called SVE/AS. SVE has also been a common technology used for remediate vadose zone soils. The applied negative pressure moves air through and strips (via volatilization) hydrocarbons from vadose zone soils. Extracted soil vapors are typically abated using an oxidizer or granular activated carbon.

Feasibility and Cost-Effectiveness: CRA conducted an AS pilot test in date, which concluded that AS is technically feasible and efficient. The DPE pilot test also suggested that SVE is technically feasible for remediating vadose zone soils. Design and installation of an SVE/AS system would cost approximately \$145,000. This estimate is based on installation of 6 AS wells and 4 SVE wells. This would include reconstruction of well S-14 as a SVE wells. The cost of the system also includes underground piping and utilities, a remediation compound, and treatment system. The annual SVE/AS system operational cost is estimated at \$40,000. CRA assumes 1 to 3 years of AS/SVE operation, the total operational cost for 3 years would be \$120,000.

Annual groundwater monitoring is estimated at \$10,000. Assuming 3 years of groundwater monitoring during AS/SVE system operation, and 2 years of groundwater monitoring following SVE/AS to reach site cleanup goals, the total cost for groundwater monitoring is \$50,000. System demolition would cost approximately \$20,000, and the site closure request and well destructions would cost an estimated \$25,000. The total estimated cost for this alternative is \$360,000.

Recommendation: Given that pilot testing demonstrated the effectiveness of SVE/AS and it is one of the lower cost options, CRA recommends this remedial alternative.



**CONESTOGA-ROVERS
& ASSOCIATES**

Mr. Jerry Wickham
February 25, 2008


Alternative	MNA	ISCO	DPE	Excavation	AS/SVE
Feasibility	Moderate	Moderate	Moderate/Poor	Moderate	Good
Effectiveness	Poor	Unknown/Poor	Poor	Moderate/Poor	Good
Design/Permit/Install Cost	NA	NA	\$250,000	\$365,000	\$145,000
Operational Duration	NA	5 events	3 years	NA	3 years
Average Annual/Event Operational Cost	NA	\$65,000	\$80,000	NA	\$40,000
Total Operational Cost	NA	\$325,000	\$240,000	NA	\$120,000
Annual Groundwater Monitoring Cost	\$7,500	\$10,000	\$11,000	\$7,500	\$10,000
Post-Remediation Groundwater Monitoring Duration	NA	3 years	5 years	5 years	2 years
Total Groundwater Monitoring Duration	>50 yrs	4.5 years	8 years	5 years	5 years
Total Groundwater Monitoring Cost	\$\$\$\$\$\$	\$45,000	\$88,000	\$37,500	\$50,000
System Demo	NA	NA	\$30,000	NA	\$20,000
Closure Request/Well Destructions	\$30,000	\$40,000	\$35,000	\$25,000	\$25,000
Total Cost	>\$405,000	\$428,000	\$643,000	\$427,500	\$360,000
Recommended Alternative					X




CLOSING


If you have any questions regarding the contents of this document, please call Jacquelyn England at (707) 933-2370

Sincerely,
Conestoga-Rovers & Associates


Jacquelyn L England
Project Manager



Daniel N Lescure, P E



- Figures
 - 1 - Vicinity Map
 - 2 - Site Plan
 - 3 - Soil and Grab Groundwater Chemical Concentration Map
 - 4 - Soil Vapor Chemical Concentration Map
 - 5 - Proposed Soil Vapor Extraction and Air Sparge Well Locations

- Tables
 - 1 - Historical Soil Analytical Data
 - 2 - Groundwater Analytical Data
 - 3 - Soil Vapor Analytical Data
 - 4 - Dual-Phase Extraction – Vapor-Phase Mass Removal
 - 5 - Dual-Phases Extraction – Observation Well Data
 - 6 - Dual-Phase Extraction – Vacuum Radius of Influence
 - 7 - Air Sparge Test Data

- Graphs
 - 1 - TPHg Concentration versus Time
 - 2 - Benzene Concentration versus Time
 - 3 - Groundwater Level Data versus Time
 - 4 - Dissolved Oxygen Concentration versus Time

- Attachments
 - A - Site Background
 - B - Permits
 - C - Boring Logs
 - D - Disposal
 - E - Certified Analytical Reports (Investigation)
 - F - Certified Analytical Reports (Pilot Testing)
 - G - Transducer Data
 - H - Historical Groundwater Analytical Data



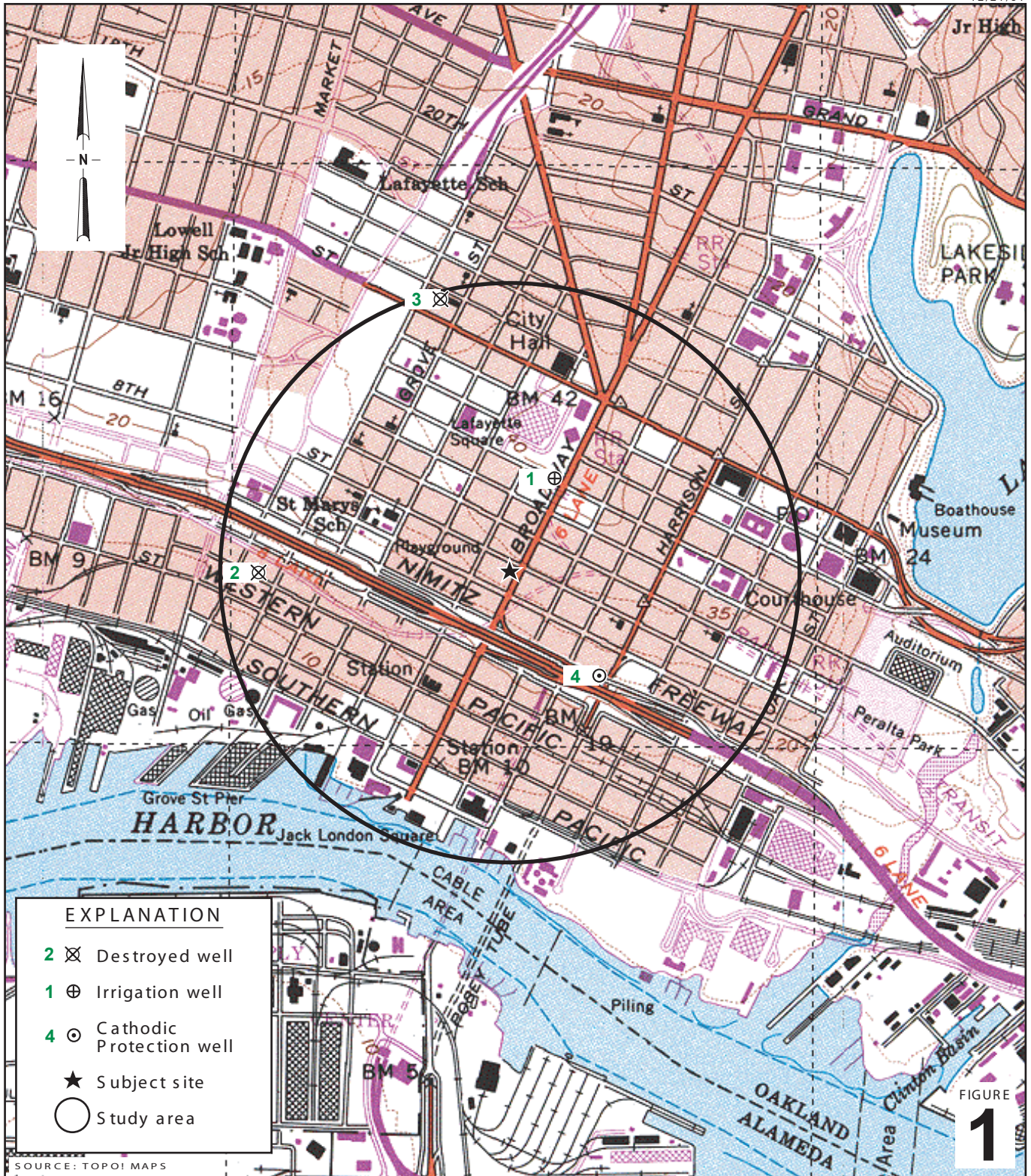
**CONESTOGA-ROVERS
& ASSOCIATES**

Mr. Jerry Wickham
February 25, 2008

cc: Denis Brown, Shell Oil Products US; denis.l.brown@shell.com
A.F. Evans Company (Property Owners), c/o Greg Lunkes; GLunkes@afevans.com
Anye Spivey, AFE Broadway 8LLC, AF Evans; ASpivey@afevans.com
Wells Fargo Bank, N.A., Trustee, c/o Pacific Property, 364 Bush St, San Francisco, CA 94104
Leah Goldberg, Meyers Nave; lgoldberg@meyersnave.com
Grover Buhr, Treadwell & Rollo; gsbuhr@treadwellrollo.com
R. Casteel & Co.
Leroy Griffin, City of Oakland Fire Prevention Bureau

Conestoga-Rovers & Associates (CRA) prepared this document for use by our client and appropriate regulatory agencies. It is based partially on information available to CRA from outside sources and/or in the public domain, and partially on information supplied by CRA and its subcontractors. CRA makes no warranty or guarantee, expressed or implied, included or intended in this document, with respect to the accuracy of information obtained from these outside sources or the public domain, or any conclusions or recommendations based on information that was not independently verified by CRA. This document represents the best professional judgment of CRA. None of the work performed hereunder constitutes or shall be represented as a legal opinion of any kind or nature.

I:\Sonoma.Shell\Oakland 461 8th\REPORTS\2007 SIR PILOT TEST CAP\2008 CAP 241501 Final.doc



Former Shell Service Station
 461 8th Street
 Oakland, California

Vicinity Map

1/2 Mile Radius



**CONESTOGA-ROVERS
& ASSOCIATES**

EXPLANATION

- Attempted soil boring location
- Groundwater monitoring well
- Air sparging well
- Soil vapor probe
- Abandoned monitoring well
- Destroyed recovery well
- Soil boring
- Soil vapor boring
- Manhole
- Flow line depth below ground surface
- Flow direction indicator
- Underground BART line (B)
- Storm Drain line (SD)
- Water line (W)
- Sanitary Sewer line (SS)
- Pacific Bell line (T)
- Gas line (G)
- Electrical line (E)

Note: Because well S-5 is located in confined space, it is no longer gauged or sampled

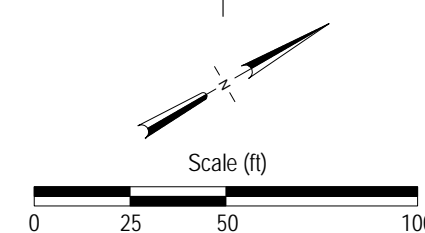
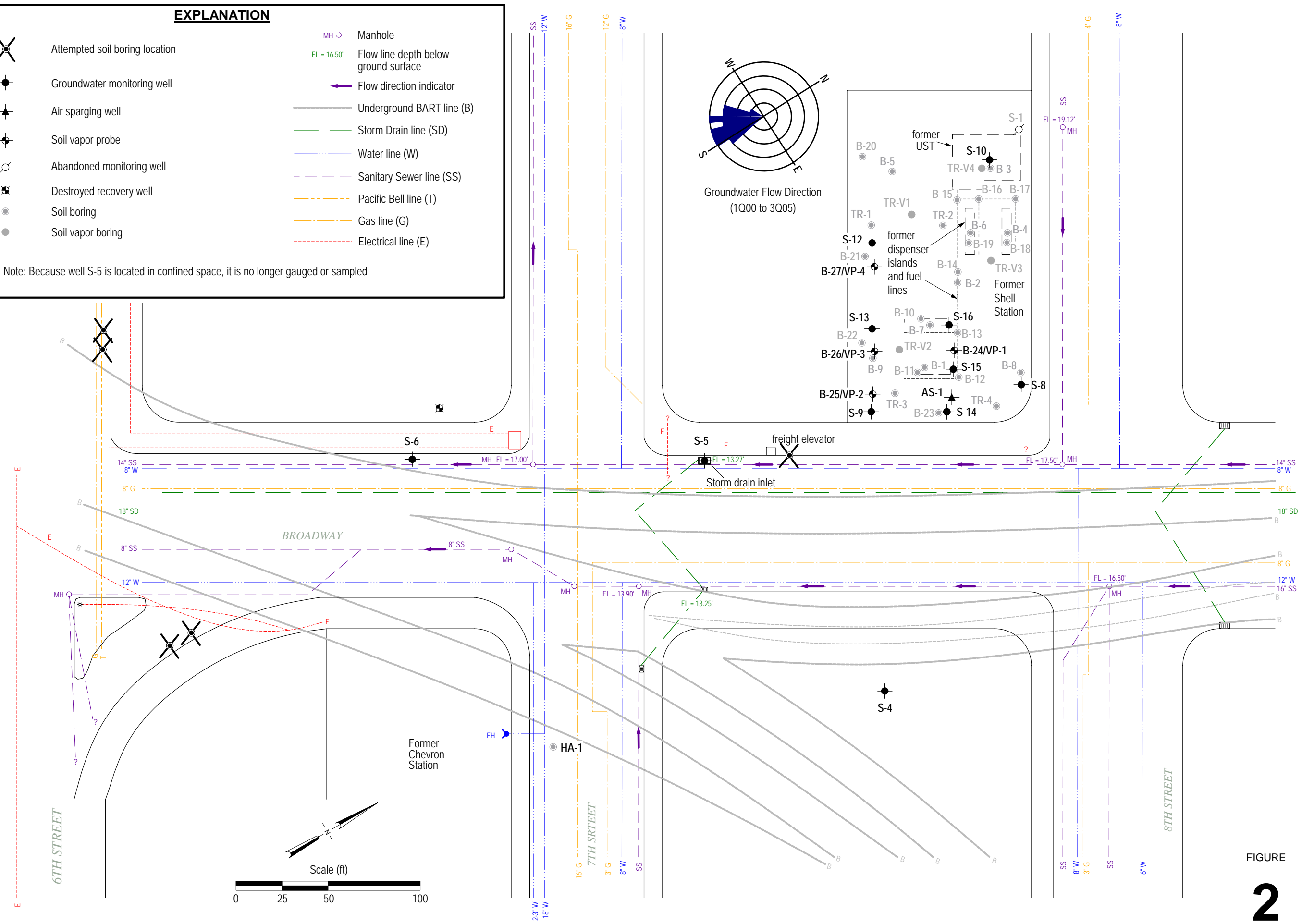
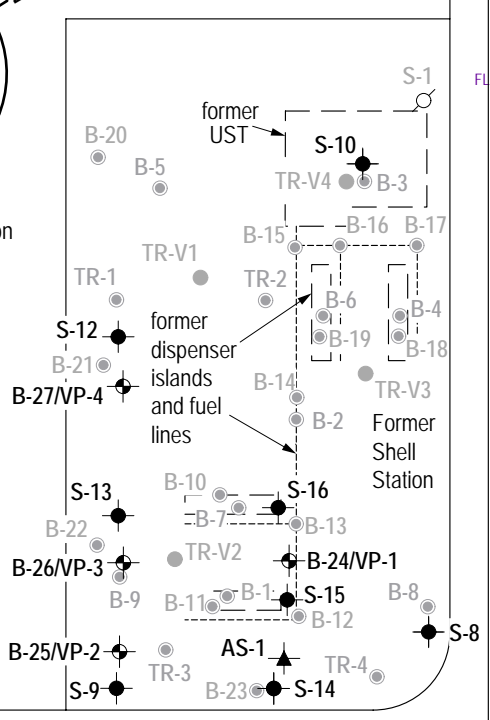
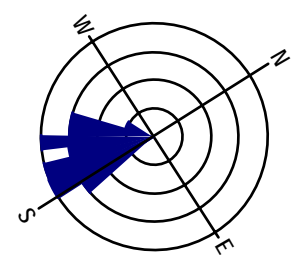


FIGURE 2

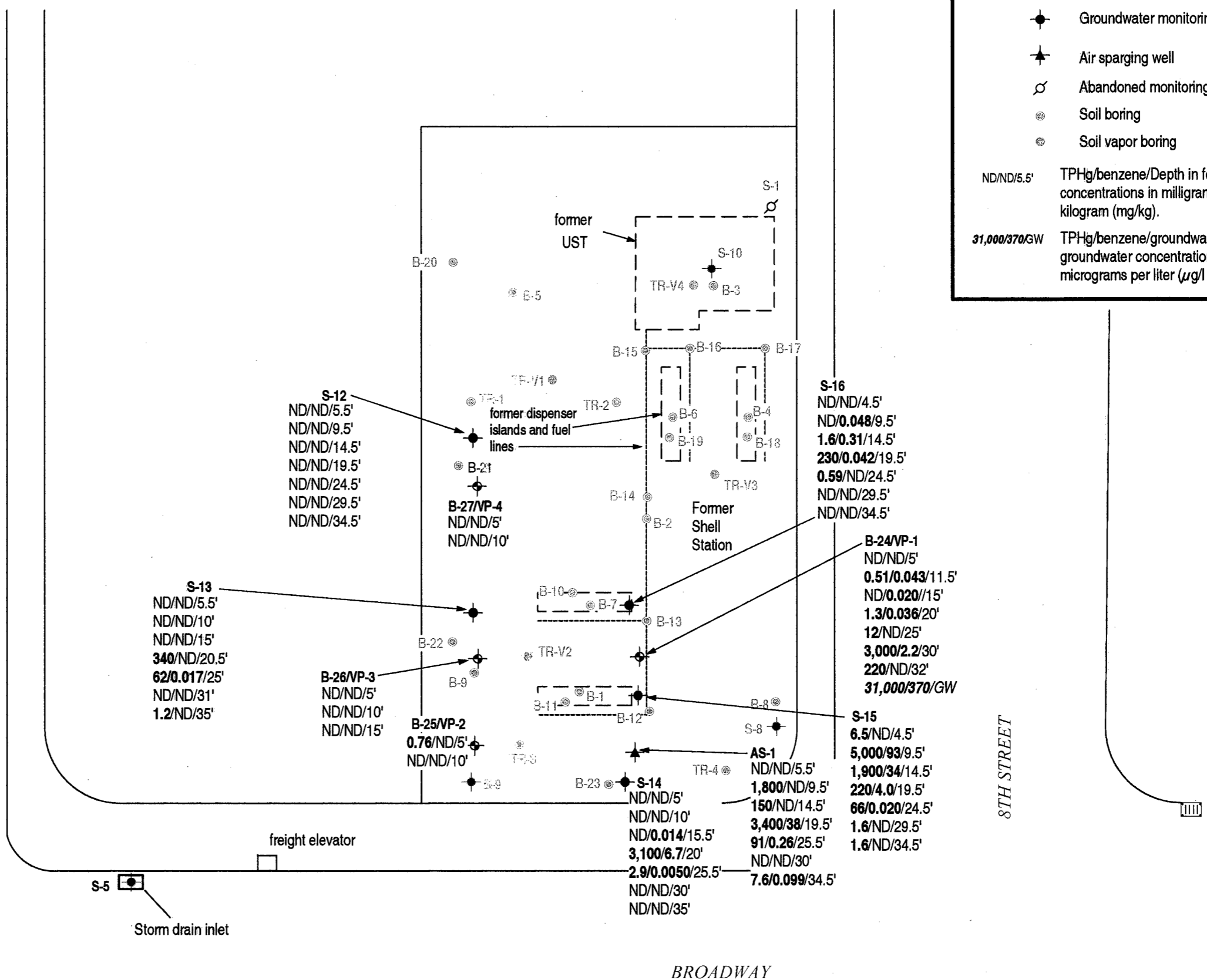


EXPLANATION

- ⊕ Soil boring/soil vapor probe
- ⊖ Groundwater monitoring well
- ⊕ Air sparging well
- ⊖ Abandoned monitoring well
- ⊙ Soil boring
- ⊙ Soil vapor boring

ND/ND/5.5' TPHg/benzene/Depth in feet. Soil concentrations in milligrams per kilogram (mg/kg).

31,000/370/GW TPHg/benzene/groundwater. Grab groundwater concentrations in micrograms per liter (μg/l).



S-12
 ND/ND/5.5'
 ND/ND/9.5'
 ND/ND/14.5'
 ND/ND/19.5'
 ND/ND/24.5'
 ND/ND/29.5'
 ND/ND/34.5'

S-13
 ND/ND/5.5'
 ND/ND/10'
 ND/ND/15'
 340/ND/20.5'
 62/0.017/25'
 ND/ND/31'
 1.2/ND/35'

B-26/VP-3
 ND/ND/5'
 ND/ND/10'
 ND/ND/15'

B-25/VP-2
 0.76/ND/5'
 ND/ND/10'

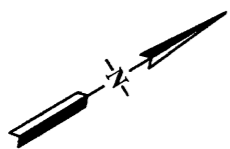

S-14
 ND/ND/5'
 ND/ND/10'
 ND/0.014/15.5'
 3,100/6.7/20'
 2.9/0.0050/25.5'
 ND/ND/30'
 ND/ND/35'

S-16
 ND/ND/4.5'
 ND/0.048/9.5'
 1.6/0.31/14.5'
 230/0.042/19.5'
 0.59/ND/24.5'
 ND/ND/29.5'
 ND/ND/34.5'

B-24/VP-1
 ND/ND/5'
 0.51/0.043/11.5'
 ND/0.020//15'
 1.3/0.036/20'
 12/ND/25'
 3,000/2.2/30'
 220/ND/32'
 31,000/370/GW

S-15
 6.5/ND/4.5'
 5,000/93/9.5'
 1,900/34/14.5'
 220/4.0/19.5'
 66/0.020/24.5'
 1.6/ND/29.5'
 1.6/ND/34.5'

AS-1
 ND/ND/5.5'
 1,800/ND/9.5'
 150/ND/14.5'
 3,400/38/19.5'
 91/0.26/25.5'
 ND/ND/30'
 7.6/0.099/34.5'



241501

FIGURE
3

EXPLANATION

- ⊕ Soil boring/soil vapor probe
- ⊙ Groundwater monitoring well
- ⊕ Air sparging well
- ⊙ Abandoned monitoring well
- ⊙ Soil boring
- ⊙ Soil vapor boring

ND/170/5' TPHg/benzene/Depth in feet. Soil vapor concentrations in $\mu\text{g}/\text{m}^3$ (micrograms per cubic meter).

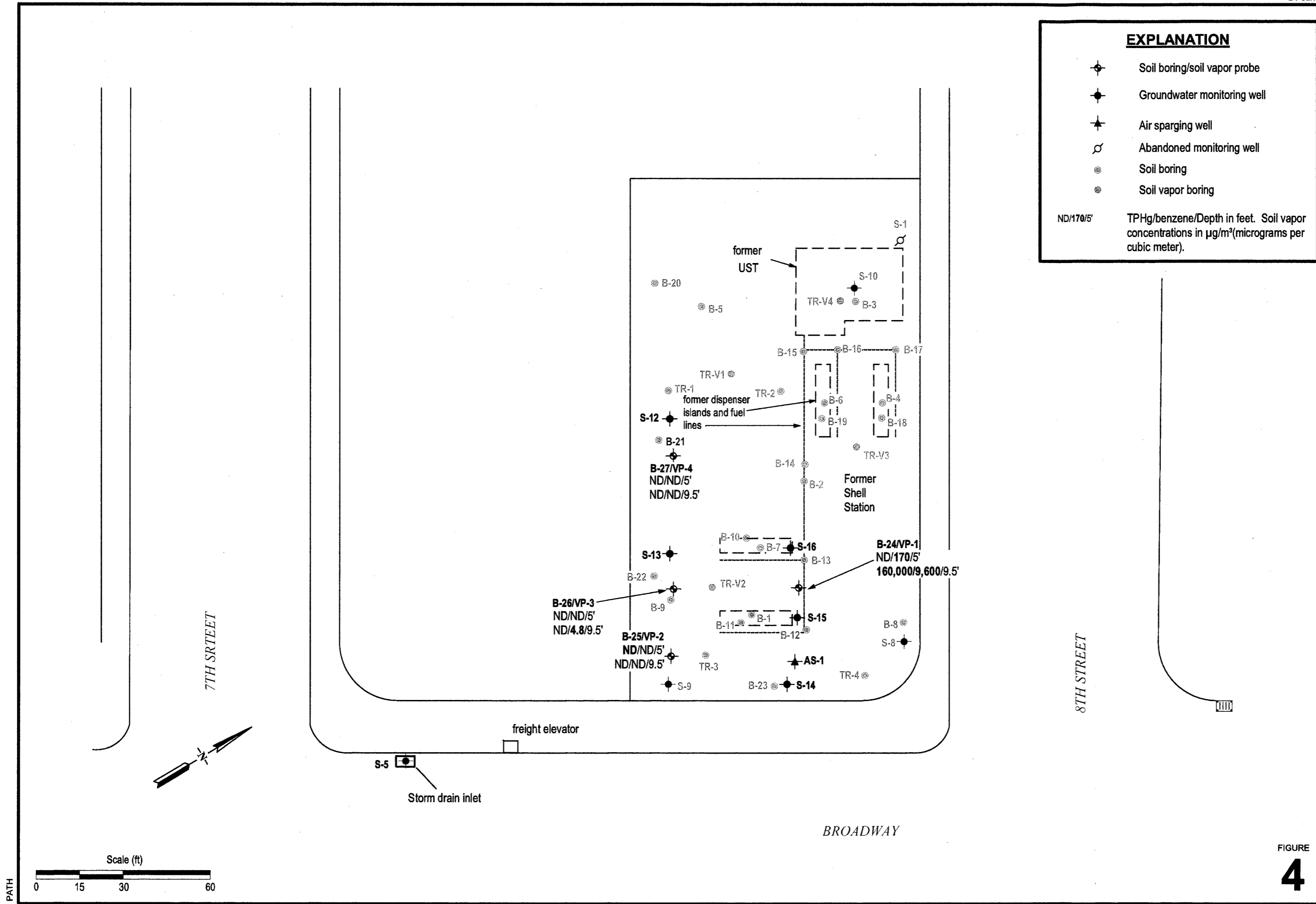


FIGURE
4

Proposed Soil Vapor Extraction and Air Sparge Well Locations

February 25, 2008



Former Shell Service Station
461 8th Street
Oakland, California

EXPLANATION	
B-27/VP-4	Soil boring/soil vapor probe
S-12	Groundwater monitoring well
AS-2	Proposed air sparging well
S-14	Proposed SVE well
	Abandoned monitoring well
B-5	Soil boring
TR-V3	Soil vapor boring
	Estimated air sparge ROI
	Estimated SVE ROI

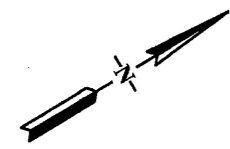
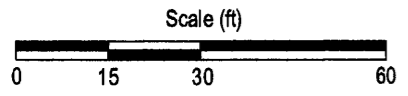
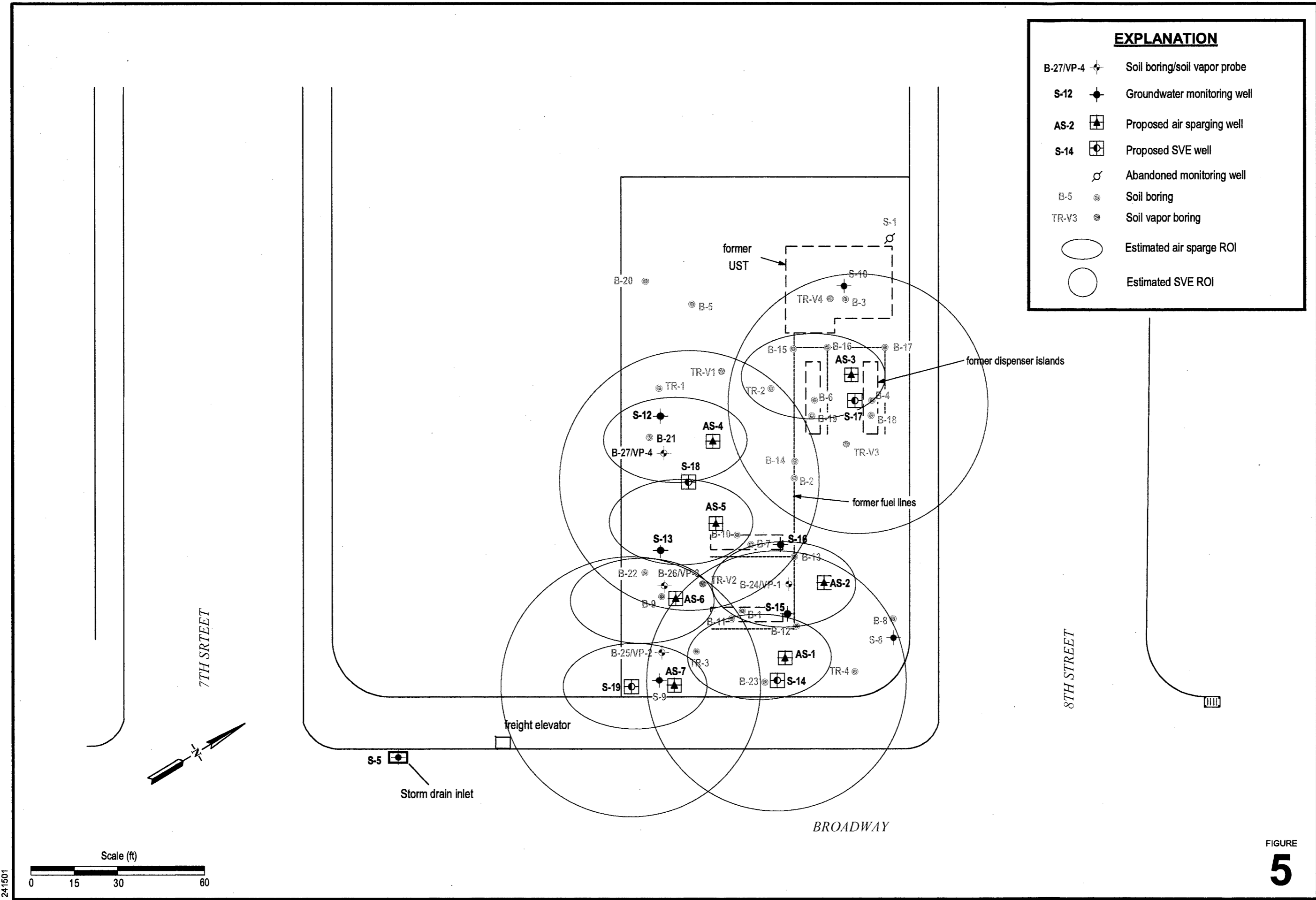


FIGURE 5

241501

Table 1. Historical Soil Analytical Data, Former Shell Service Station, 461 8th Street, Oakland, California

Sample ID	Depth (fbg)	TPHg (mg/kg)	B (mg/kg)	T (mg/kg)	E (mg/kg)	X (mg/kg)	MTBE (mg/kg)	DIPE (mg/kg)	ETBE (mg/kg)	TAME (mg/kg)	TBA (mg/kg)	1,2-DCA (mg/kg)	EDB (mg/kg)
Sample date: October 14, 2003													
HA-1-10.0	10.0	< 1.0	<0.0050	<0.0050	<0.0050	<0.0050	<0.0050	NA	NA	NA	NA	NA	NA
HA-1-16.5	16.5	< 1.0	<0.0050	<0.0050	<0.0050	<0.0050	<0.0050	NA	NA	NA	NA	NA	NA
Sample date: December 11 to 13, 2006													
B-10-5	5	<1.0	<0.0050	<0.0050	<0.0050	<0.010	<0.0050	<0.010	<0.0050	<0.0050	<0.050	<0.0050	<0.0050
B-10-10	10	<1.0	<0.0050	<0.0050	<0.0050	<0.010	<0.0050	<0.010	<0.0050	<0.0050	<0.050	<0.0050	<0.0050
B-10-15	15	<1.0	<0.0050	<0.0050	<0.0050	<0.010	<0.0050	<0.010	<0.0050	<0.0050	<0.050	<0.0050	<0.0050
B-10-20	20	<1.0	<0.0050	<0.0050	<0.0050	<0.010	<0.0050	<0.010	<0.0050	<0.0050	<0.050	<0.0050	<0.0050
B-10-25	25	7,800	49	290	160	800	<0.50	<2.0	<2.0	<2.0	<5.0	<0.50	<0.50
B-11-5	5	<1.0	<0.0050	<0.0050	<0.0050	<0.010	<0.0050	<0.010	<0.0050	<0.0050	<0.050	<0.0050	<0.0050
B-11-10	10	<1.0	<0.0050	<0.0050	<0.0050	<0.010	<0.0050	<0.010	<0.0050	<0.0050	<0.050	<0.0050	<0.0050
B-11-15	15	<1.0	<0.0050	<0.0050	<0.0050	<0.010	<0.0050	<0.010	<0.0050	<0.0050	<0.050	<0.0050	<0.0050
B-11-20	20	<1.0	<0.0050	<0.0050	<0.0050	<0.010	<0.0050	<0.010	<0.0050	<0.0050	<0.050	<0.0050	<0.0050
B-11-25	25	3,500	30	200	97	510	<0.50	<2.0	<2.0	<2.0	<5.0	<0.50	<0.50
B-12-5	5	<1.0	0.028	0.018	<0.0050	<0.010	<0.0050	<0.010	<0.0050	<0.0050	<0.050	<0.0050	<0.0050
B-12-10	10	2,300	0.54	7.5	<0.50	180	<0.50	<2.0	<2.0	<2.0	<5.0	<0.50	<0.50
B-12-15	15	1,700	2.9	35	22	190	<0.50	<2.0	<2.0	<2.0	<5.0	<0.50	<0.50
B-12-20	20	5,900	30	250	100	570	<0.50	<2.0	<2.0	<2.0	<5.0	<0.50	<0.50
B-12-25	25	750	0.70	8.3	13	73	<0.12	<0.50	<0.50	<0.50	<1.2	<0.12	<0.12
B-13-5	5	<1.0	<0.0050	<0.0050	<0.0050	<0.010	<0.0050	<0.010	<0.0050	<0.0050	<0.050	<0.0050	<0.0050
B-13-10	10	<1.0	0.022	<0.0050	<0.0050	<0.010	<0.0050	<0.010	<0.0050	<0.0050	<0.050	<0.0050	<0.0050
B-13-15	15	<1.0	0.028	<0.0050	<0.0050	<0.010	<0.0050	<0.010	<0.0050	<0.0050	0.053	<0.0050	<0.0050
B-13-20	20	4.5	0.12	0.18	0.070	0.54	<0.0050	<0.010	<0.0050	<0.0050	0.083	<0.0050	<0.0050
B-13-25	25	1,400	1.2	19	17	97	<0.12	<0.50	<0.50	<0.50	<1.2	<0.12	<0.12

Table 1. Historical Soil Analytical Data, Former Shell Service Station, 461 8th Street, Oakland, California

Sample ID	Depth (fbg)	TPHg (mg/kg)	B (mg/kg)	T (mg/kg)	E (mg/kg)	X (mg/kg)	MTBE (mg/kg)	DIPE (mg/kg)	ETBE (mg/kg)	TAME (mg/kg)	TBA (mg/kg)	1,2-DCA (mg/kg)	EDB (mg/kg)
B-14-5	5	<1.0	<0.0050	<0.0050	<0.0050	<0.010	<0.0050	<0.010	<0.0050	<0.0050	<0.050	<0.0050	<0.0050
B-14-10	10	<2.0	<0.010	<0.010	<0.010	<0.020	<0.010	<0.020	<0.010	<0.010	<0.10	<0.010	<0.010
B-14-15	15	<1.0	0.039	<0.0050	<0.0050	<0.010	<0.0050	<0.010	<0.0050	<0.0050	0.050	<0.0050	<0.0050
B-14-20	20	<2.0	0.019	<0.010	<0.010	<0.020	<0.010	<0.020	<0.010	<0.010	<0.10	<0.010	<0.010
B-14-25	25	<2.0	0.017	<0.010	0.016	0.023	<0.010	<0.020	<0.010	<0.010	<0.10	<0.010	<0.010
B-15-5	5	<1.0	<0.0050	<0.0050	<0.0050	<0.010	<0.0050	<0.010	<0.0050	<0.0050	<0.050	<0.0050	<0.0050
B-15-10	10	<1.0	<0.0050	<0.0050	<0.0050	<0.010	<0.0050	<0.010	<0.0050	<0.0050	<0.050	<0.0050	<0.0050
B-15-15	15	<1.0	<0.0050	<0.0050	<0.0050	<0.010	<0.0050	<0.010	<0.0050	<0.0050	<0.050	<0.0050	<0.0050
B-15-20	20	<1.0	<0.0050	<0.0050	<0.0050	<0.010	<0.0050	<0.010	<0.0050	<0.0050	<0.050	<0.0050	<0.0050
B-15-25	25	<1.0	<0.0050	<0.0050	<0.0050	<0.010	<0.0050	<0.010	<0.0050	<0.0050	<0.050	<0.0050	<0.0050
B-16-5	5	<1.0	<0.0050	<0.0050	<0.0050	<0.010	<0.0050	<0.010	<0.0050	<0.0050	<0.050	<0.0050	<0.0050
B-16-10	10	<1.0	<0.0050	<0.0050	<0.0050	<0.010	<0.0050	<0.010	<0.0050	<0.0050	<0.050	<0.0050	<0.0050
B-16-15	15	<1.0	<0.0050	<0.0050	<0.0050	<0.010	<0.0050	<0.010	<0.0050	<0.0050	<0.050	<0.0050	<0.0050
B-16-20	20	1.6	0.054	0.11	0.043	0.26	<0.0050	<0.010	<0.0050	<0.0050	<0.050	<0.0050	<0.0050
B-16-25	25	2.5	0.19	0.17	0.12	0.54	<0.0050	<0.010	<0.0050	<0.0050	<0.050	<0.0050	<0.0050
B-17-5	5	<1.0	<0.0050	<0.0050	<0.0050	<0.010	<0.0050	<0.010	<0.0050	<0.0050	<0.050	<0.0050	<0.0050
B-17-10	10	<1.0	<0.0050	<0.0050	<0.0050	<0.010	<0.0050	<0.010	<0.0050	<0.0050	<0.050	<0.0050	<0.0050
B-17-15	15	<1.0	<0.0050	<0.0050	<0.0050	<0.010	<0.0050	<0.010	<0.0050	<0.0050	<0.050	<0.0050	<0.0050
B-17-20	20	<1.0	<0.0050	<0.0050	<0.0050	<0.010	<0.0050	<0.010	<0.0050	<0.0050	<0.050	<0.0050	<0.0050
B-17-25	25	<1.0	<0.0050	<0.0050	<0.0050	<0.010	<0.0050	<0.010	<0.0050	<0.0050	<0.050	<0.0050	<0.0050
B-18-5	5	<1.0	<0.0050	<0.0050	<0.0050	<0.010	<0.0050	<0.010	<0.0050	<0.0050	<0.050	<0.0050	<0.0050
B-18-10	10	<1.0	<0.0050	<0.0050	<0.0050	<0.010	<0.0050	<0.010	<0.0050	<0.0050	<0.050	<0.0050	<0.0050
B-18-15	15	<1.0	<0.0050	<0.0050	<0.0050	<0.010	<0.0050	<0.010	<0.0050	<0.0050	<0.050	<0.0050	<0.0050
B-18-20	20	<1.0	<0.0050	<0.0050	<0.0050	<0.010	<0.0050	<0.010	<0.0050	<0.0050	<0.050	<0.0050	<0.0050
B-18-25	25	<1.0	<0.0050	<0.0050	<0.0050	<0.010	<0.0050	<0.010	<0.0050	<0.0050	<0.050	<0.0050	<0.0050

Table 1. Historical Soil Analytical Data, Former Shell Service Station, 461 8th Street, Oakland, California

Sample ID	Depth (fbg)	TPHg (mg/kg)	B (mg/kg)	T (mg/kg)	E (mg/kg)	X (mg/kg)	MTBE (mg/kg)	DIPE (mg/kg)	ETBE (mg/kg)	TAME (mg/kg)	TBA (mg/kg)	1,2-DCA (mg/kg)	EDB (mg/kg)
B-19-5	5	<1.0	<0.0050	<0.0050	<0.0050	<0.010	<0.0050	<0.010	<0.0050	<0.0050	<0.050	<0.0050	<0.0050
B-19-10	10	<1.0	<0.0050	<0.0050	<0.0050	<0.010	<0.0050	<0.010	<0.0050	<0.0050	<0.050	<0.0050	<0.0050
B-19-15	15	<1.0	0.028	<0.0050	<0.0050	<0.010	<0.0050	<0.010	<0.0050	<0.0050	<0.050	<0.0050	<0.0050
B-19-20	20	<1.0	<0.0050	<0.0050	<0.0050	<0.010	<0.0050	<0.010	<0.0050	<0.0050	<0.050	<0.0050	<0.0050
B-19-25	25	<1.0	<0.0050	<0.0050	<0.0050	<0.010	<0.0050	<0.010	<0.0050	<0.0050	<0.050	<0.0050	<0.0050
B-20-5	5	<1.0	<0.0050	<0.0050	<0.0050	<0.010	<0.0050	<0.010	<0.0050	<0.0050	<0.050	<0.0050	<0.0050
B-20-10	10	<1.0	<0.0050	<0.0050	<0.0050	<0.010	<0.0050	<0.010	<0.0050	<0.0050	<0.050	<0.0050	<0.0050
B-20-15	15	<1.0	<0.0050	<0.0050	<0.0050	<0.010	<0.0050	<0.010	<0.0050	<0.0050	<0.050	<0.0050	<0.0050
B-20-20	20	<1.0	<0.0050	<0.0050	<0.0050	<0.010	<0.0050	<0.010	<0.0050	<0.0050	<0.050	<0.0050	<0.0050
B-20-25	25	<1.0	<0.0050	<0.0050	<0.0050	<0.010	<0.0050	<0.010	<0.0050	<0.0050	<0.050	<0.0050	<0.0050
B-21-5	5	<1.0	<0.0050	<0.0050	<0.0050	<0.010	<0.0050	<0.010	<0.0050	<0.0050	<0.050	<0.0050	<0.0050
B-21-10	10	<1.0	<0.0050	<0.0050	<0.0050	<0.010	<0.0050	<0.010	<0.0050	<0.0050	<0.050	<0.0050	<0.0050
B-21-15	15	<1.0	<0.0050	<0.0050	<0.0050	<0.010	<0.0050	<0.010	<0.0050	<0.0050	<0.050	<0.0050	<0.0050
B-21-20	20	<1.0	<0.0050	<0.0050	<0.0050	<0.010	<0.0050	<0.010	<0.0050	<0.0050	<0.050	<0.0050	<0.0050
B-21-24	24	<1.0	<0.0050	<0.0050	<0.0050	<0.010	<0.0050	<0.010	<0.0050	<0.0050	<0.050	<0.0050	<0.0050
B-21-28	28	<1.0	<0.0050	0.0087	0.011	0.060	<0.0050	<0.010	<0.0050	<0.0050	<0.050	<0.0050	<0.0050
B-22-5	5	<1.0	<0.0050	<0.0050	<0.0050	<0.010	<0.0050	<0.010	<0.0050	<0.0050	<0.050	<0.0050	<0.0050
B-22-10	10	<1.0	<0.0050	<0.0050	<0.0050	<0.010	<0.0050	<0.010	<0.0050	<0.0050	<0.050	<0.0050	<0.0050
B-22-15	15	<1.0	<0.0050	<0.0050	<0.0050	<0.010	<0.0050	<0.010	<0.0050	<0.0050	<0.050	<0.0050	<0.0050
B-22-20	20	1,800	0.81	10	26	180	<0.50	<2.0	<2.0	<2.0	<5.0	<0.50	<0.50
B-22-25	25	3,000	14	140	85	470	<0.50	<2.0	<2.0	<2.0	<5.0	<0.50	<0.50
B-23-5	5	<1.0	<0.0050	<0.0050	<0.0050	<0.010	<0.0050	<0.010	<0.0050	<0.0050	<0.050	<0.0050	<0.0050
B-23-10	10	<1.0	<0.0050	<0.0050	<0.0050	<0.010	<0.0050	<0.010	<0.0050	<0.0050	<0.050	<0.0050	<0.0050
B-23-15	15	<1.0	<0.0050	<0.0050	<0.0050	<0.010	<0.0050	<0.010	<0.0050	<0.0050	<0.050	<0.0050	<0.0050
B-23-20	20	1.7	<0.0050	0.0053	0.010	0.075	<0.0050	<0.010	<0.0050	<0.0050	<0.050	<0.0050	<0.0050
B-23-25	25	4,900	7.0	78	60	450	<0.25	<1.0	<1.0	<1.0	<2.5	<0.25	<0.25

Table 1. Historical Soil Analytical Data, Former Shell Service Station, 461 8th Street, Oakland, California

Sample ID	Depth (fbg)	TPHg (mg/kg)	B (mg/kg)	T (mg/kg)	E (mg/kg)	X (mg/kg)	MTBE (mg/kg)	DIPE (mg/kg)	ETBE (mg/kg)	TAME (mg/kg)	TBA (mg/kg)	1,2-DCA (mg/kg)	EDB (mg/kg)
Sample date: November 30 to December 13, 2007													
B-24-5	5	<0.50	<0.0050	<0.0050	<0.0050	<0.0100	---	---	---	---	---	---	---
B-24-11.5	11.5	0.51	0.043	0.021	0.0094	0.116	---	---	---	---	---	---	---
B-24-15	15	<0.50	0.020	0.0064	<0.0050	0.0140	---	---	---	---	---	---	---
B-24-20	20	1.3	0.036	0.049	0.016	0.102	---	---	---	---	---	---	---
B-24-25	25	12	<0.0050	0.039	0.040	0.308	---	---	---	---	---	---	---
B-24-30	30	3,000	2.2	23	26	140	---	---	---	---	---	---	---
B-24-32	32	220	<0.12	0.73	1.3	6.14	---	---	---	---	---	---	---
B-25-5	5	0.76 ^a	<0.0050	0.31	0.011	0.070	---	---	---	---	---	---	---
B-25-10	10	<0.50	<0.0050	<0.0050	<0.0050	<0.0100	---	---	---	---	---	---	---
B-26-5	5	<0.50	<0.0050	<0.0050	<0.0050	<0.0100	---	---	---	---	---	---	---
B-26-10	10	<0.50	<0.0050	<0.0050	<0.0050	<0.0100	---	---	---	---	---	---	---
B-26-15	15	<0.50	<0.0050	<0.0050	<0.0050	<0.0100	---	---	---	---	---	---	---
B-27-5	5	<0.50	<0.0050	0.015	<0.0050	<0.0100	---	---	---	---	---	---	---
B-27-10	10	<0.50	<0.0050	<0.0050	<0.0050	<0.0100	---	---	---	---	---	---	---
S-12-5.5	5.5	<0.50	<0.0050	<0.0050	<0.0050	<0.0100	---	---	---	---	---	---	---
S-12-9.5	9.5	<0.50	<0.0050	<0.0050	<0.0050	<0.0100	---	---	---	---	---	---	---
S-12-14.5	14.5	<0.50	<0.0050	<0.0050	<0.0050	<0.0100	---	---	---	---	---	---	---
S-12-19.5	19.5	<0.50	<0.0050	<0.0050	<0.0050	<0.0100	---	---	---	---	---	---	---
S-12-24.5	24.5	<0.50	<0.0050	<0.0050	<0.0050	<0.0100	---	---	---	---	---	---	---
S-12-29.5	29.5	<0.50	<0.0050	<0.0050	<0.0050	<0.0100	---	---	---	---	---	---	---
S-12-34.5	34.5	<0.50	<0.0050	<0.0050	<0.0050	<0.0100	---	---	---	---	---	---	---
S-13-5.5	5.5	<0.50	<0.0050	<0.0050	<0.0050	<0.0100	---	---	---	---	---	---	---
S-13-10	10	<0.50	<0.0050	<0.0050	<0.0050	<0.0100	---	---	---	---	---	---	---
S-13-15	15	<0.50	<0.0050	<0.0050	<0.0050	<0.0100	---	---	---	---	---	---	---

Table 1. Historical Soil Analytical Data, Former Shell Service Station, 461 8th Street, Oakland, California

Sample ID	Depth (fbg)	TPHg (mg/kg)	B (mg/kg)	T (mg/kg)	E (mg/kg)	X (mg/kg)	MTBE (mg/kg)	DIPE (mg/kg)	ETBE (mg/kg)	TAME (mg/kg)	TBA (mg/kg)	1,2-DCA (mg/kg)	EDB (mg/kg)
S-13-20.5	20.5	340	<0.0050	0.48	1.1	8.7	---	---	---	---	---	---	---
S-13-25	25	62	0.017	0.053	0.030	0.146	---	---	---	---	---	---	---
S-13-31	31	<0.50	<0.0050	<0.0050	<0.0050	<0.0100	---	---	---	---	---	---	---
S-13-35	35	1.2	<0.0050	0.0069	<0.0050	0.0077	---	---	---	---	---	---	---
S-14-5	5	<0.50	<0.0050	<0.0050	<0.0050	<0.0100	---	---	---	---	---	---	---
S-14-10	10	<0.50	<0.0050	<0.0050	<0.0050	<0.0100	---	---	---	---	---	---	---
S-14-15.5	15.5	<0.50	0.014	<0.0050	<0.0050	<0.0100	---	---	---	---	---	---	---
S-14-20	20	3,100	6.7	42	66	308	---	---	---	---	---	---	---
S-14-25.5	25.5	2.9	0.0050	0.0074	0.037	0.091	---	---	---	---	---	---	---
S-14-30	30	<0.50	<0.0050	<0.0050	<0.0050	<0.0100	---	---	---	---	---	---	---
S-14-35	35	<0.50	<0.0050	<0.0050	<0.0050	<0.0100	---	---	---	---	---	---	---
S-15-4.5*	4.5	6.5	<0.0050	0.0058	<0.0050	0.044	---	---	---	---	---	---	---
S-15-9.5	9.5	5,000	93	350	100	660	---	---	---	---	---	---	---
S-15-14.5	14.5	1,900	34	290	72	460	---	---	---	---	---	---	---
S-15-19.5	19.5	220	4.0	19	5.8	33.8	---	---	---	---	---	---	---
S-15-24.5	24.5	66	0.020	0.054	0.027	0.163	---	---	---	---	---	---	---
S-15-29.5	29.5	1.6	<0.0050	0.0062	<0.0050	<0.0100	---	---	---	---	---	---	---
S-15-34.5	34.5	1.6	<0.0050	0.0062	<0.0050	0.0078	---	---	---	---	---	---	---
S-16-4.5*	4.5	<0.50	<0.0050	<0.0050	<0.0050	<0.0100	---	---	---	---	---	---	---
S-16-9.5	9.5	<0.50	0.048	0.013	<0.0050	0.0171	---	---	---	---	---	---	---
S-16-14.5	14.5	1.6	0.31	0.25	0.039	0.233	---	---	---	---	---	---	---
S-16-19.5	19.5	230	0.042	0.21	0.18	1.28	---	---	---	---	---	---	---
S-16-24.5	24.5	0.59	<0.0050	0.017	0.014	0.083	---	---	---	---	---	---	---
S-16-29.5	29.5	<0.50	<0.0050	<0.0050	<0.0050	<0.0100	---	---	---	---	---	---	---
S-16-34.5	34.5	<0.50	<0.0050	<0.0050	<0.0050	<0.0100	---	---	---	---	---	---	---

Table 1. Historical Soil Analytical Data, Former Shell Service Station, 461 8th Street, Oakland, California

Sample ID	Depth (fbg)	TPHg (mg/kg)	B (mg/kg)	T (mg/kg)	E (mg/kg)	X (mg/kg)	MTBE (mg/kg)	DIPE (mg/kg)	ETBE (mg/kg)	TAME (mg/kg)	TBA (mg/kg)	1,2-DCA (mg/kg)	EDB (mg/kg)
AS-1-5.5	5.5	<0.50	<0.0050	<0.0050	<0.0050	<0.0100	---	---	---	---	---	---	---
AS-1-9.5	9.5	1,800	<0.0050	0.59	0.88	29	---	---	---	---	---	---	---
AS-1-14.5	14.5	150	<0.12	0.27	0.29	1.93	---	---	---	---	---	---	---
AS-1-19.5	19.5	3,400	38	210	110	610	---	---	---	---	---	---	---
AS-1-25.5	25.5	91	0.26	0.99	1.1	5.1	---	---	---	---	---	---	---
AS-1-30	30	<0.50	<0.0050	<0.0050	<0.0050	<0.0100	---	---	---	---	---	---	---
AS-1-34.5	34.5	7.6	0.099	0.16	0.058	0.220	---	---	---	---	---	---	---

Notes and Abbreviations:

mg/kg = Milligrams per kilogram

TPHg = Total petroleum hydrocarbons as gasoline by EPA Method 8015M or 8260B.

The following constituents analyzed by GCMS/8260B:

BTEX = Benzene, toluene, ethylbenzene, xylenes

MTBE = Methyl tertiary butyl ether

DIPE = Di-isopropyl ether

ETBE = Ethyl tertiary butyl ether

TAME = Tertiary amyl methyl ether

TBA = Tertiary butyl alcohol

1,2-DCA = 1,2-Dichloroethane

EDB = 1,2-Dibromoethane

NA = Not analyzed

<x = Not detected at or below reporting limits

a = The sample chromatographic pattern for TPH does not match the chromatographic pattern of the specified standard. Quantitation of the unknown hydrocarbon(s) in the sample was based on the specified standard.

* = Sample may have contained backfilled soil from air knife clearance activities.

Table 2. Groundwater Analytical Data, Former Shell Service Station, 461 8th Street, Oakland, California

Sample ID	TPHg (µg/l)	B (µg/l)	T (µg/l)	E (µg/l)	X (µg/l)	MTBE (µg/l)	DIPE (µg/l)	ETBE (µg/l)	TAME (µg/l)	TBA (µg/l)	1,2-DCA (µg/l)	EDB (µg/l)
Sample date: October 14, 2003												
HA-1	<50	<0.50	<0.50	<0.50	<1.0	6.3	NA	NA	NA	NA	NA	NA
Sample date: December 11 to 13, 2006												
B-10-W	220,000	24,000	65,000	4,400	28,000	<50	<200	<200	<200	<500	83	<50
B-11-W	270,000	22,000	38,000	4,800	30,000	<50	<200	<200	<200	<500	270	<50
B-12-W	150,000	13,000	18,000	2,800	16,000	<50	<200	<200	<200	<500	<50	52
B-13-W	250,000	12,000	26,000	2,900	20,000	<12	<50	<50	<50	<120	<12	<12
B-14-W	2,600	540	18	140	210	<0.50	<200	<200	<200	<500	<50	<5.0
B-15-W	1,700	260	9.9	180	13	<0.50	<2.0	<2.0	<2.0	<5.0	32	<0.50
B-16-W	33,000	2,700	1,600	1,500	5,400	<5.0	<20	<20	<20	<50	110	<5.0
B-17-W	930	130	3.2	86	74	<0.50	<2.0	<2.0	<2.0	<5.0	9.1	<0.50
B-18-W	320	7.7	0.54	1.2	7.9	<0.50	<2.0	<2.0	<2.0	<5.0	3.0	<0.50
B-19-W	1,600	320	1.9	110	6.0	<0.50	<2.0	<2.0	<2.0	<5.0	23	<0.50
B-20-W	<50	<0.50	<0.50	<0.50	<1.0	<0.50	<2.0	<2.0	<2.0	<5.0	<0.50	<0.50
B-21-W	120,000	1,800	5,600	3,700	19,000	<25	<100	<100	<100	<250	<25	<25
B-22-W	960,000	21,000	68,000	8,400	81,000	<50	<200	<200	<200	<500	79	<50

Table 2. Groundwater Analytical Data, Former Shell Service Station, 461 8th Street, Oakland, California

Sample ID	TPHg (µg/l)	B (µg/l)	T (µg/l)	E (µg/l)	X (µg/l)	MTBE (µg/l)	DIPE (µg/l)	ETBE (µg/l)	TAME (µg/l)	TBA (µg/l)	1,2-DCA (µg/l)	EDB (µg/l)
B-23-W	160,000	10,000	15,000	3,300	18,000	<50	<200	<200	<200	<500	410	<50
Sample date: November 30, 2007												
B-24-GW	31,000	370	2,200	1,100	6,600	---	---	---	---	---	---	---

Notes and Abbreviations:

µg/l = Micrograms per liter

TPHg = Total petroleum hydrocarbons as gasoline analyzed by EPA Method 8015M or 8260B

The following constituents analyzed by GCMS/8260B:

BTEX = Benzene, toluene, ethylbenzene, xylenes

MTBE = Methyl tertiary butyl ether

DIPE = Di-isopropyl ether

ETBE = Ethyl tertiary butyl ether

TAME = Tertiary amyl methyl ether

TBA = Tertiary butyl alcohol

1,2-DCA = 1,2-Dichloroethane

EDB = 1,2-Dibromoethane

NA = Not analyzed

<x = Not detected at or below reporting limits

Table 3. Soil Vapor Analytical Data, Former Shell Service Station, 461 8th Street, Oakland, California

Sample ID	Sample Depth (fbg)	Date Sampled	TPHg ($\mu\text{g}/\text{m}^3$)	B ($\mu\text{g}/\text{m}^3$)	T ($\mu\text{g}/\text{m}^3$)	E ($\mu\text{g}/\text{m}^3$)	X ($\mu\text{g}/\text{m}^3$)	Methane (%v)	Carbon Dioxide (%v)	Oxygen + Argon (%v)	Isobutane ($\mu\text{g}/\text{m}^3$)	Butane ($\mu\text{g}/\text{m}^3$)	Propane ($\mu\text{g}/\text{m}^3$)
VP-1-5	5	11-Dec-07	<19,000	170	150	56	613	<0.840	<0.840	21.4	ND	ND	ND
VP-1-9.5	9.5	11-Dec-07	160,000	9,600	4,400	1,200	12,700	<0.840	<0.840	21.6	ND	17.6	ND
VP-2-5	5	11-Dec-07	<20,000	<2.7	6.4	<3.7	<18.7	<0.850	<0.850	20.8	17.4	ND	ND
VP-2-5DUP	5	11-Dec-07	<19,000	<2.7	6.4	<3.6	<18.6	<0.835	<0.835	20.8	23.1	ND	ND
VP-2-9.5	9.5	11-Dec-07	<18,000	<2.5	14	<3.4	5.2	<0.785	<0.785	21.4	285	ND	ND
VP-3-5	5	11-Dec-07	<17,000	<2.4	5.2	<3.3	<16.3	<0.760	<0.760	21.5	29.7	9.75	ND
VP-3-9.5	9.5	11-Dec-07	<18,000	4.8	20	4.0	36.0	<0.795	<0.795	21.4	348	ND	ND
VP-4-5	5	11-Dec-07	<18,000	<2.6	35	<3.5	14	<0.800	<0.800	21.3	ND	6.89	ND
VP-4-9.5	9.5	11-Dec-07	<16,000	<2.2	79	4.3	40.4	<0.700	<0.700	21.5	ND	ND	ND
Trip Blank	N/A	11-Dec-07	<240,000	<33	<39	<45	<225	<0.500	<0.500	0.559	ND	ND	1.26
Environmental Screening Levels		Commercial	29,000	280	180,000	580,000	58,000	--	--	--	--	--	--
SFBRWQCB, November 2007		Residential	10,000	84	63,000	210,000	21,000	--	--	--	--	--	--

Table 3. Soil Vapor Analytical Data, Former Shell Service Station, 461 8th Street, Oakland, California

Abbreviations and Notes:

Results in **bold** exceed Environmental Screening Level

fbg = Feet below grade

$\mu\text{g}/\text{m}^3$ = micrograms per cubic meter

%v = percentage of volume

<x = Not detected at reporting limit x

ND = Not detected

TPHg = Total petroleum hydrocarbons as gasoline by Modified EPA Method TO-3 GC/FID

BTEX = Benzene, toluene, ethylbenzene, and xylenes by Modified EPA Method TO-15

Isobutane, butane, and propane by EPA Method TO-15

Methane, Carbon Dioxide, and Oxygen + Argon by EPA Method ASTM D-1946

Table 4: DPE Pilot Test - Vapor Phase Mass Removal - Former Shell Service Station, 461 8th Street, Oakland, CA

Well # Date/Time	Hour Meter	Cumulative Operation (hours)	Applied Vacuum (in WC)	EW Casing Vacuum (in WC)	Hydrocarbon Concentrations										TPHg		Benzene		Toluene		Ethylbenzene		Xylenes			
					Line Vacuum		Flow Rate		TPHg	Benzene	Toluene	Ethylbenzene	Xylenes	Removal Rate	Cumulative Removed	Removal Rate	Cumulative Removed	Removal Rate	Cumulative Removed	Removal Rate	Cumulative Removed	Removal Rate	Cumulative Removed			
					Gauge (in WC)	Abs (in WC)	(acfm)	(scfm)	(ppmv)					(lbs/hour)	(lbs)	(lbs/hour)	(lbs)	(lbs/hour)	(lbs)	(lbs/hour)	(lbs)	(lbs/hour)	(lbs)			
S-8																										
Step One																										
1/8/08 9:30	9564.9	0.0	128	4	128	278.8	26.0	17.8	270	--	--	--	--	0.550	0.000	0.003	0.000	0.008	0.000	0.002	0.000	0.011	0.000			
1/8/08 10:00	9565.4	0.5	134	5	134	272.8	49.0	32.9	94	0.60	1.3	0.33	1.6	1.01	0.507	0.006	0.003	0.015	0.007	0.004	0.002	0.021	0.010			
Step Two																										
1/8/08 10:45	9565.9	1.0	258.3	33	258.3	148.5	35.0	12.8	4,900	--	--	--	--	10.9	5.96	0.074	0.040	0.013	0.014	0.026	0.015	0.019	0.020			
1/8/08 11:20	9566.5	1.6	258.3	39	258.3	148.5	19.0	6.9	2600	20	2.9	5.2	3.7	5.92	9.51	0.040	0.064	0.007	0.017	0.014	0.022	0.010	0.025			
1/8/08 11:50	9567.0	2.1	258.3	40	258.3	148.5	29.0	10.6	4,500	--	--	--	--	9.04	14.0	0.062	0.095	0.011	0.022	0.022	0.033	0.015	0.033			
1/8/08 12:20	9567.5	2.6	258.3	NM	258.3	148.5	41.0	15.0	4,100	--	--	--	--	12.8	20.4	0.087	0.139	0.015	0.030	0.031	0.049	0.022	0.044			
S-14																										
1/8/08 14:45	9569.6	0.0	258.3	50	258.3	148.5	38.0	13.9	3,040	--	--	--	--	15.0	0.000	0.311	0.000	0.248	0.000	0.077	0.000	0.258	0.000			
1/8/08 15:15	9570.1	0.5	237.9	NM	237.9	168.9	24.0	10.0	3300	77	52	14	47	10.8	5.40	0.223	0.580	0.178	0.462	0.055	0.028	0.185	0.093			
1/8/08 15:45	9570.6	1.0	237.9	55	237.9	168.9	43.5	18.1	6,520	--	--	--	--	19.6	15.2	0.405	0.783	0.322	0.624	0.100	0.078	0.336	0.260			
1/8/08 16:15	9571.1	1.5	237.9	52	237.9	168.9	25.0	10.4	3,500	83	63	17	62	11.9	21.1	0.251	0.908	0.224	0.736	0.070	0.112	0.254	0.388			
1/9/08 8:45	9587.4	17.8	258.3	59	258.3	148.5	32.0	11.7	1700	39	39	9.8	37	6.52	127	0.133	3.61	0.156	3.92	0.045	0.135	0.171	0.610			
S-9																										
1/9/08 10:00	9588.7	1.5	244.7	NM	244.7	162.1	61.0	24.3	202	--	--	--	--	2.07	0.000	0.011	0.000	0.020	0.000	0.013	0.000	0.052	0.000			
1/9/08 10:30	9589.2	2.0	244.7	NM	244.7	162.1	32.5	12.9	260	1.6	2.4	1.4	5.4	1.11	0.553	0.006	0.003	0.011	0.005	0.007	0.004	0.028	0.014			
1/9/08 11:00	9589.7	2.5	244.7	30	244.7	162.1	55.0	21.9	420	--	--	--	--	1.87	1.49	0.010	0.008	0.018	0.014	0.012	0.010	0.047	0.037			
1/9/08 11:30	9590.2	3.0	244.7	30	244.7	162.1	47.2	18.8	310	2.1	1.8	1.4	4.2	1.91	2.44	0.011	0.014	0.012	0.020	0.010	0.015	0.031	0.053			
S-16																										
1/9/08 12:15	9590.9	0.0	258.3	NM	258.3	148.5	44.0	16.1	7,000	--	--	--	--	21.1	0.000	0.271	0.000	0.397	0.000	0.089	0.000	0.343	0.000			
1/9/08 12:45	9591.4	0.5	258.3	NM	258.3	148.5	46.0	16.8	4,000	58	72	14	54	22.0	11.0	0.283	0.142	0.415	0.207	0.093	0.046	0.359	0.179			
1/9/08 13:15	9591.9	1.0	258.3	19	258.3	148.5	30.0	11.0	7,400	--	--	--	--	14.4	18.2	0.185	0.234	0.271	0.343	0.061	0.077	0.234	0.296			
1/9/08 13:45	9592.4	1.5	258.3	19	258.3	148.5	34.0	12.4	3,900	88	110	22	94	15.9	26.2	0.318	0.393	0.469	0.577	0.108	0.131	0.461	0.527			
S-13																										
1/9/08 14:15	9592.9	0.0	251.5	NM	251.5	155.3	35.0	13.4	85	--	--	--	--	24.1	0.000	0.225	0.000	0.504	0.000	0.206	0.000	0.951	0.000			
1/9/08 14:45	9593.4	0.5	251.5	NM	251.5	155.3	44.5	17.0	5,500	58	110	39	180	30.7	15.3	0.287	0.143	0.641	0.321	0.262	0.131	1.21	0.605			
1/9/08 15:15	9593.9	1.0	251.5	25	251.5	155.3	45.0	17.2	122	--	--	--	--	31.0	30.8	0.290	0.288	0.649	0.645	0.265	0.263	1.22	1.22			
1/9/08 15:45	9594.4	1.5	251.5	26	251.5	155.3	46.0	17.6	5,500	64	120	46	240	31.7	46.7	0.327	0.452	0.723	1.01	0.319	0.423	1.67	2.05			
Total Pounds Removed:														223	4.61	5.56	0.753	3.28								

Table 4: DPE Pilot Test - Vapor Phase Mass Removal - Former Shell Service Station, 461 8th Street, Oakland, CA

ACFM = Actual cubic feet per minute.

SCFM = Standard cubic feet per minute.

in WC = inches water column.

Atmospheric pressure = 406.86 in WC.

Absolute = Atmospheric pressure - gauge vacuum (in WC).

System flow rates and vacuum readings taken from two inch system header pipes.

Bold = Sample concentrations from Lab analysis; Non-Bold= field measured concentrations by a Horiba organic vapor analyzer.

TPHg analyzed by EPA Method 8015VOC's analyzed by EPA Method 8260B from 1 liter tedlar bag samples.

ACFM = SCFM(406.86+gauge pressure)/406)

Removal/Emission Rate = C (ppmv) x Q (cfm) x (1lb-mole/386ft³) x MW (lb/lb-mole) x 60 min/hr x 24 hr/day x 10⁻⁶

where; C = concentration, Q = flow, MW= molecular weight (86 lb/lb-mole for TPHg, 78 lb/lb-mole for benzene, 92 lb/lb-mole for Toluene, 106 lb/lb-mole for Ethylbenzene, and 106 lb/lb-mole for Xylene)

Cumulative removal = removal rate multiplied by the hour-interval of operation plus the previous total.

lbs = Pounds

ppmv = Parts per million by volume

ug/L = micrograms per liter

TPHg = Total petroleum hydrocarbons as gasoline

EW = Extraction Well

NM=no measurement

Table 5. Dual-Phase Extraction Test - Observation Well Data - Former Shell Service Station, 461 8th Street, Oakland, CA

Date	Cumulative Time (min)	S-8			S-9			S-13			S-14			S-15			S-16		
		DTW (fbg)	Drawdown (ft)	Casing Vacuum ("H2O)	DTW (fbg)	Drawdown (ft)	Casing Vacuum ("H2O)	DTW (fbg)	Drawdown (ft)	Casing Vacuum ("H2O)	DTW (fbg)	Drawdown (ft)	Casing Vacuum ("H2O)	DTW (fbg)	Drawdown (ft)	Casing Vacuum ("H2O)	DTW (fbg)	Drawdown (ft)	Casing Vacuum ("H2O)
1/7/08	NA	23.20	NM	NM	22.85	NM	NM	23.00	NM	NM	22.74	NM	NM	23.22	NM	NM	24.04	NM	NM
Well S-8 DPE Test																			
1/8/08	0	NM	NM	4.0	NM	NM	0.00	NM	NM	0.00	NM	NM	0.03	NM	NM	0.04	NM	NM	0.01
1/8/08	30	NM	NM	5.0	NM	NM	0.02	NM	NM	0.00	NM	NM	0.03	NM	NM	0.04	NM	NM	0.01
1/8/08	75	NM	NM	33.0	NM	NM	NM	NM	NM	NM	23.67	0.93	0.03	NM	NM	0.18	NM	NM	NM
1/8/08	105	NM	NM	39.0	NM	NM	0.06	NM	NM	0.00	NM	NM	0.38	NM	NM	0.50	NM	NM	0.04
1/8/08	135	30.00	6.80	40.0	NM	NM	0.00	NM	NM	0.00	NM	NM	0.32	24.08	0.86	0.47	NM	NM	0.03
1/8/08	175	NM	NM	NM	23.16	0.31	NM	NM	NM	NM	24.24	1.50	NM	24.24	1.02	NM	NM	NM	NM
Well S-14 DPE Test																			
1/8/08	0	23.90	0.70	0.25	NM	NM	0.05	NM	NM	0.05	NM	NM	50.00	NM	NM	0.35	NM	NM	0.01
1/8/08	30	NM	NM	NM	23.80	NM	0.00	23.80	0.80	NM	24.50	1.76	NM	24.00	0.78	NM	24.30	0.26	NM
1/8/08	60	NM	NM	0.32	NM	NM	0.05	NM	NM	0.05	NM	NM	55.00	NM	NM	0.50	NM	NM	0.03
1/8/08	90	24.00	0.80	0.425	24.00	NM	0.10	23.90	0.90	0.10	25.30	2.56	52.00	24.20	0.98	>0.50	24.40	0.36	0.03
1/8/08	990	24.81	1.61	0.31	24.38	1.53	0.09	24.80	1.80	0.09	NM	NM	59.00	25.39	2.17	1.00	25.25	1.21	0.03
Well S-9 DPE Test																			
1/9/08	0	24.65	1.45	NM	28.70	5.85	NM	24.83	1.83	NM	24.60	1.86	NM	25.05	1.83	NM	25.20	1.16	NM
1/9/08	30	24.55	1.35	NM	29.49	6.64	NM	24.81	1.81	NM	24.55	1.81	NM	24.98	1.76	NM	25.15	1.11	NM
1/9/08	60	NM	NM	0.06	NM	NM	30.00	NM	NM	0.12	NM	NM	0.22	NM	NM	0.20	NM	NM	0.02
1/9/08	90	NM	NM	0.03	NM	NM	30.00	NM	NM	0.10	NM	NM	0.18	NM	NM	0.20	NM	NM	0.01
Well S-16 DPE Test																			
1/9/08	0	24.48	1.28	NM	24.35	1.50	NM	24.80	1.80	NM	24.41	1.67	NM	25.30	2.08	NM	33.00	8.96	NM
1/9/08	30	24.55	1.35	NM	24.10	1.25	NM	24.90	1.90	NM	24.45	1.71	NM	25.50	2.28	NM	33.00	8.96	NM
1/9/08	60	NM	NM	0.11	NM	NM	0.01	NM	NM	0.04	NM	NM	0.10	NM	NM	1.00	NM	NM	19.00
1/9/08	90	NM	NM	0.07	NM	NM	0.00	NM	NM	0.02	NM	NM	0.04	NM	NM	1.00	NM	NM	19.00
Well S-13 DPE Test																			
1/9/08	0	24.52	1.32	NM	24.20	1.35	NM	31.60	8.60	NM	24.38	1.64	NM	25.20	1.98	NM	25.69	1.65	NM
1/9/08	30	24.48	1.28	NM	24.20	1.35	NM	31.55	8.55	NM	24.38	1.64	NM	25.10	1.88	NM	25.50	1.46	NM
1/9/08	60	NM	NM	0.00	NM	NM	0.03	NM	NM	25.00	NM	NM	0.40	NM	NM	0.20	NM	NM	0.06
1/9/08	90	NM	NM	0.04	NM	NM	0.05	NM	NM	26.00	NM	NM	0.30	NM	NM	0.20	NM	NM	0.04

Abbreviations and Notes:

DTW = Depth to water in feet min = minutes
fbg = feet below grade NM = not measured
ft = feet "H2O = inches of water column

Table 6. DPE Pilot Test - Radius of Influence Data - Former Shell Service Station, 461 8th Street, Oakland, CA

Extraction Well	Monitoring Wells	Rw (feet)	r (feet)	Pw	Pw(abs) inch water	P(r)	P(r)	Ri ¹ (feet)	P(r)/P(w) (%)
S-8	S-9	0.33	90	39.0	367.8	0.06	406.7	90.8	0.15%
	S-13	0.33	92	39.0	367.8	0.00	406.8	92.0	0.00%
	S-14	0.33	41	39.0	367.8	0.38	406.4	43.1	0.97%
	S-15	0.33	43	39.0	367.8	0.50	406.3	45.9	1.28%
	S-16	0.33	52	39.0	367.8	0.04	406.8	52.3	0.10%
S-14	S-8	0.33	41	59	347.8	0.31	406.5	42.1	0.53%
	S-9	0.33	43	59	347.8	0.09	406.7	43.3	0.15%
	S-13	0.33	57	59	347.8	0.09	406.7	57.5	0.15%
	S-15	0.33	23	59	347.8	1.00	405.8	24.9	1.69%
	S-16	0.33	48	59	347.8	0.03	406.8	48.1	0.05%
S-9	S-8	0.33	90	30	376.8	0.06	406.7	91.1	0.20%
	S-13	0.33	44	30	376.8	0.12	406.7	44.9	0.40%
	S-14	0.33	43	30	376.8	0.22	406.6	44.6	0.73%
	S-15	0.33	46	30	376.8	0.20	406.6	47.6	0.67%
	S-16	0.33	61	30	376.8	0.02	406.8	61.2	0.07%
S-16	S-8	0.33	52	19	387.8	0.11	406.7	53.6	0.58%
	S-9	0.33	61	39	367.8	0.01	406.8	61.1	0.03%
	S-13	0.33	43	39	367.8	0.00	406.8	43.0	0.00%
	S-14	0.33	48	39	367.8	0.38	406.4	50.5	0.97%
	S-15	0.33	25	39	367.8	1.00	405.8	28.2	2.56%
S-13	S-8	0.33	92	26	380.8	0.04	406.8	92.8	0.15%
	S-9	0.33	44	26	380.8	0.05	406.8	44.4	0.19%
	S-14	0.33	57	26	380.8	0.30	406.5	60.6	1.15%
	S-15	0.33	50	26	380.8	0.20	406.6	52.0	0.77%
	S-16	0.33	43	26	380.8	0.04	406.8	43.3	0.15%

¹ Based on the steady-state radial pressure distribution equation from "A Practical Approach to the Design, Operation, and Monitoring of In Situ Soil Venting Systems", P.C. Johnson, C.C. Stanley, M.W. Kemblowski, D.L. Byers, and J.D. Cothart, Groundwater Monitoring and Review, Spring 1990:

$$Ri = [Rw] / [r/Rw]^2 * [1 - (Pm/Pw)^2] / [(P(r)/Pw)^2 - 1]$$

² Ratio of monitoring well gauge pressure to extraction well gauge pressure.
 Rw = Radius of Extraction Well (feet)
 r = Distance of monitoring well from extraction well (feet)
 Pw = Absolute pressure applied at extraction well (inches of water column)

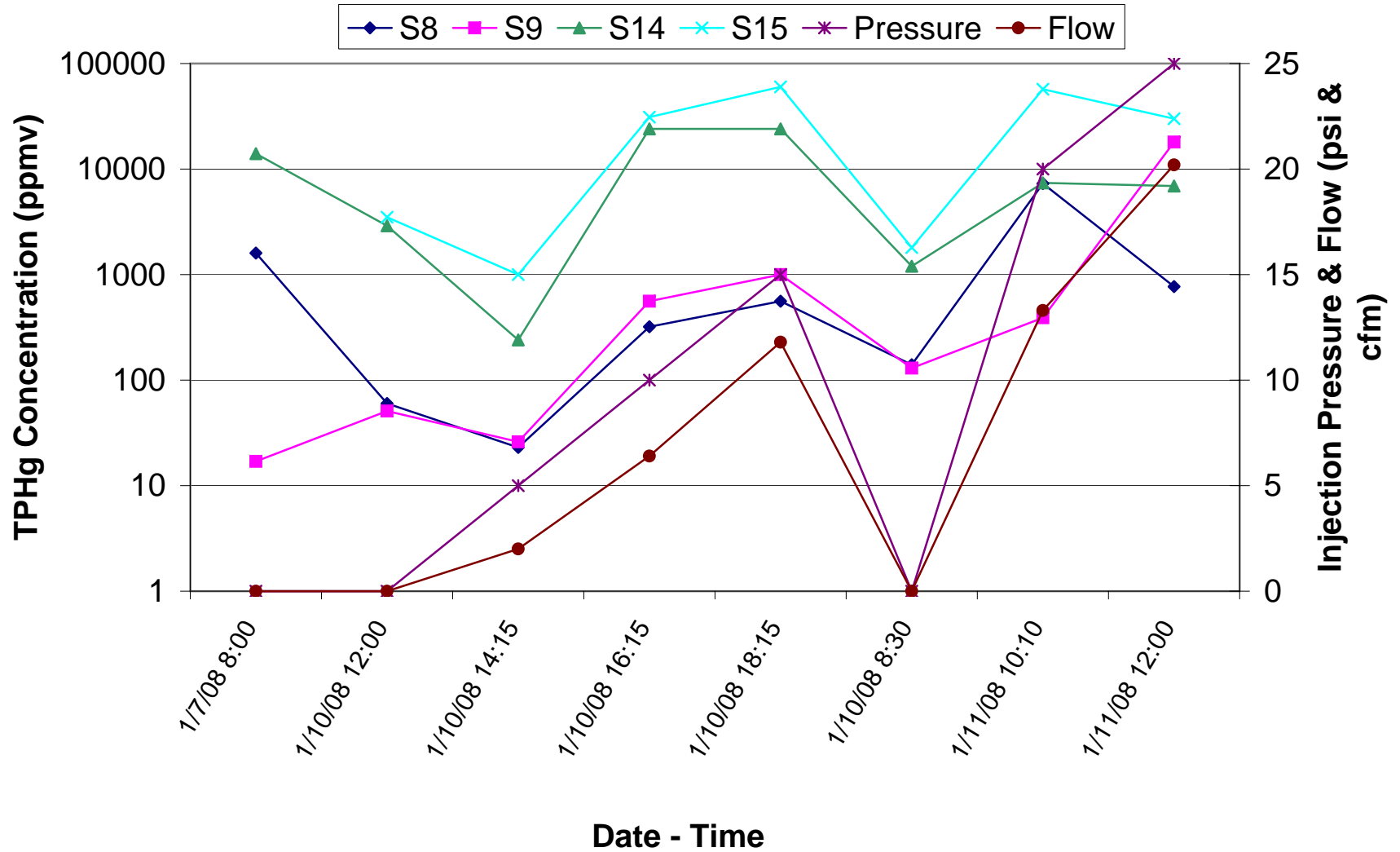
P(r) = Absolute pressure at monitoring well (inches of water column)
 Ri = Radius of Influence (feet)
 "H2O = Inches of water

Table 7. Air Sparge Test Data - Former Shell Service Station, 461 8th Street, Oakland, CA

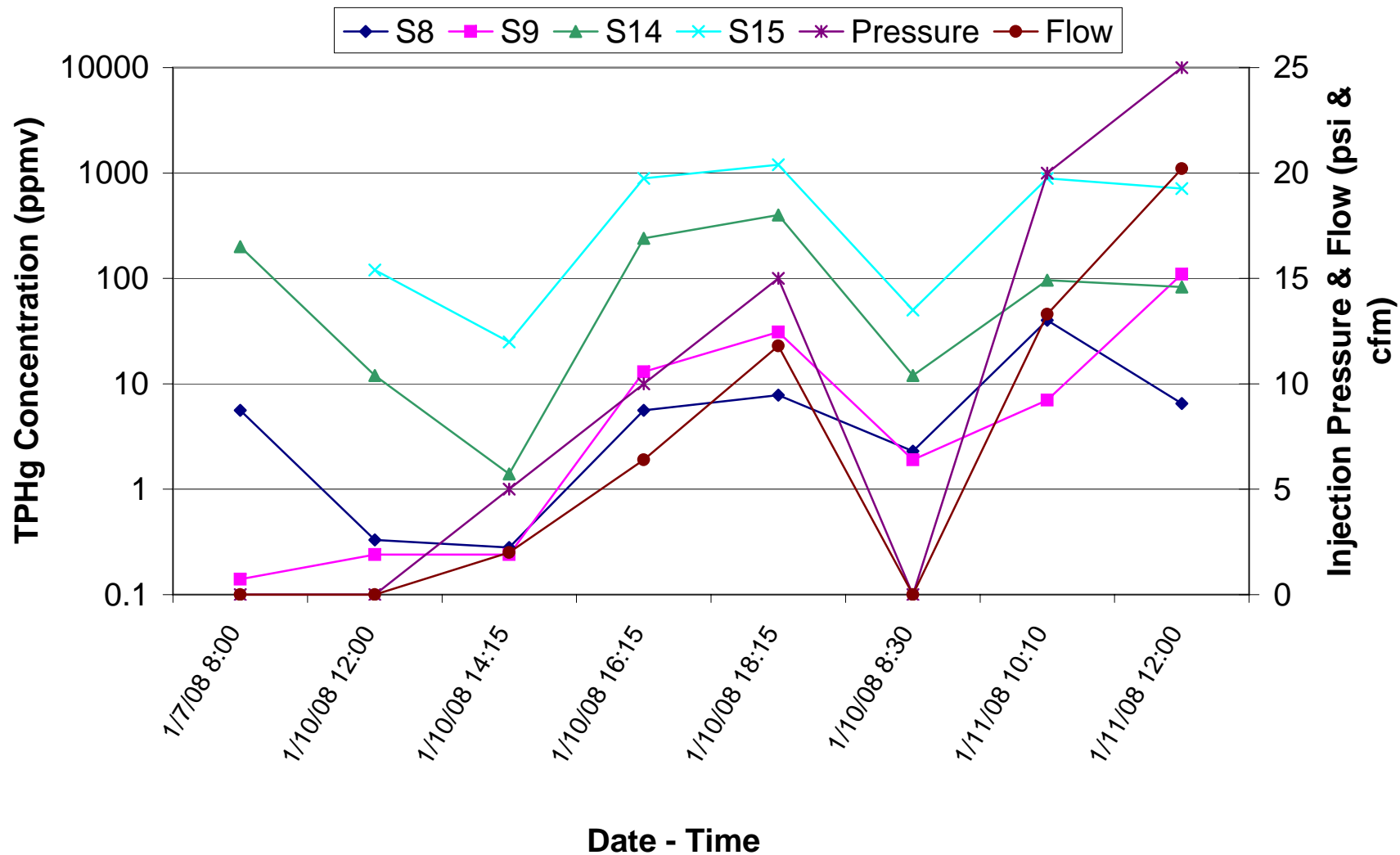
Date & Time (m/d/yy hh:mm)	Injection Well AS-1		Observation Well S-8					Observation Well S-9					Observation Well S-14					Observation Well S-15					Observation Well S-16		
	Injection Press. (psi)	Air Flow (cfm)	DTW (fbg)	Water Level Change (ft WC)	Wellhead Press. (psi)	TPHg Conc. (ppmv)	Benzene Conc. (ppmv)	DTW (fbg)	Water Level Change (ft WC)	Wellhead Press. (psi)	TPHg Conc. (ppmv)	Benzene Conc. (ppmv)	DTW (fbg)	Water Level Change (ft WC)	Wellhead Press. (psi)	TPHg Conc. (ppmv)	Benzene Conc. (ppmv)	DTW (fbg)	Water Level Change (ft WC)	Wellhead Press. (psi)	TPHg Conc. (ppmv)	Benzene Conc. (ppmv)	DTW (fbg)	Water Level Change (ft WC)	Wellhead Press. (psi)
Static Data 1/7/08			23.20			1600	5.6	22.85			17	0.14	22.74			14000	200	23.22			98*	0.66*	24.04		
Static Data 1/10/08			24.00	0	0	60	0.33	23.60	0	0	51	0.24	23.68	0	0	2900	12	24.34	0	0	3500	120	24.73	0	0
1/10/08 12:45	5	2.0	--	--	0	--	--	--	0	--	--	--	--	--	0.01	--	--	--	--	0	--	--	--	--	0
1/10/08 13:15	5	2.0	--	--	0.02	--	--	--	0	--	--	--	--	--	0.02	--	--	--	--	0	--	--	--	--	0
1/10/08 13:45	5	2.0	--	--	0.03	--	--	--	0.01	--	--	--	--	--	0.02	--	--	--	--	0	--	--	--	--	0
1/10/08 14:15	5	2.0	23.65	0.35	--	23	0.28	23.16	0.44	--	26	0.24	23.25	0.43	--	240	1.4	23.60	0.74	--	1000	25	24.36	0.37	--
1/10/08 14:45	10	4.0	--	--	0.00	--	--	--	0	--	--	--	--	--	0.01	--	--	--	--	0.01	--	--	--	--	0
1/10/08 15:15	10	5.2	--	--	0.02	--	--	--	0.01	--	--	--	--	--	0.02	--	--	--	--	0.01	--	--	--	--	0
1/10/08 15:45	10	5.2	--	--	0.04	--	--	--	0.01	--	--	--	--	--	0.02	--	--	--	--	0	--	--	--	--	0
1/10/08 16:15	10	6.4	22.57	1.43	--	320	5.6	22.63	0.97	--	560	13	20.69	2.99	--	24000	240	21.79	2.55	--	31000	890	23.69	1.04	--
1/10/08 16:45	15	10.6	--	--	0.10	--	--	--	0.04	--	--	--	--	--	>1.0	--	--	--	--	0.04	--	--	--	--	0.01
1/10/08 17:15	15	10.5	--	--	0.13	--	--	--	0.02	--	--	--	--	--	2.0	--	--	--	--	0.08	--	--	--	--	0.01
1/10/08 17:45	15	11.0	--	--	0.17	--	--	--	0.05	--	--	--	--	--	3.0	--	--	--	--	0.10	--	--	--	--	0.02
1/10/08 18:15	15	11.8	21.580	2.42	--	580	7.8	22.07	1.53	--	1000	31	18.67	5.01	--	24000	400	20.40	3.94	--	60000	1200	23.02	1.71	--
1/10/08 19:00	15	12.3	--	--	--	--	--	--	--	--	--	--	--	--	5.0	--	--	--	--	1.6	--	--	--	--	--
Static Data 1/11/08			23.57	0	0	140	2.3	23.16	0	0	130	1.9	23.19	0	0	1200	12	23.19	0	0	1800	50	24.30	0	0
1/11/08 8:40	20	10.0	--	--	0.02	--	--	--	0	--	--	--	--	--	0.0	--	--	--	--	0	--	--	--	--	0.0
1/11/08 9:10	20	11.4	--	--	0.15	--	--	--	0.03	--	--	--	--	--	3.0	--	--	--	--	0.20	--	--	--	--	0.0
1/11/08 9:40	20	12.8	--	--	0.29	--	--	--	0.06	--	--	--	--	--	6.0	--	--	--	--	0.50	--	--	--	--	0.06
1/11/08 10:10	20	13.3	19.95	3.62	0.40	7300	40	21.28	1.88	0.10	390	7	12.02	11.17	9.0	7400	96	17.97	5.22	1.0	57000	890	22.02	2.28	0.10
1/11/08 10:30	25	19.4	--	--	>0.50	--	--	--	0.15	--	--	--	--	--	>10	--	--	--	--	1.5	--	--	--	--	0.14
1/11/08 11:10	25	19.2	--	--	0.78	--	--	--	0.20	--	--	--	--	--	>10	--	--	--	--	2.5	--	--	--	--	0.22
1/11/08 10:30	25	19.8	--	--	0.74	--	--	--	0.15	--	--	--	--	--	40.0	--	--	--	--	3.0	--	--	--	--	0.22
1/11/08 12:00	25	20.2	19.21	4.36	0.60	770	6.5	20.56	2.60	0.20	18000	110	11.38	11.81	60.0	6900	83	17.50	5.69	3.5	30000	710	21.33	2.97	0.30
1/11/08 12:30	25	20.0	--	--	0.80	--	--	--	--	--	--	--	--	--	60.0	--	--	--	--	3.5	--	--	--	--	0.24
						Distance from AS-1 -35 feet					Distance from AS-1 -45 feet					Distance from AS-1 -10 feet					Distance from AS-1 -15 feet				Distance from AS-1 -37.5 feet

Abbreviations and Notes:
m/d/yy hh:mm = month/day/year hour:minute
psi = pounds per square inch
cfm = cubic feet per minute
ft WC = feet of water column
DTW = depth to water
fbg = feet below grade
ppmv = parts per million by volume
* Tedlar bag leaking upon arrival at lab

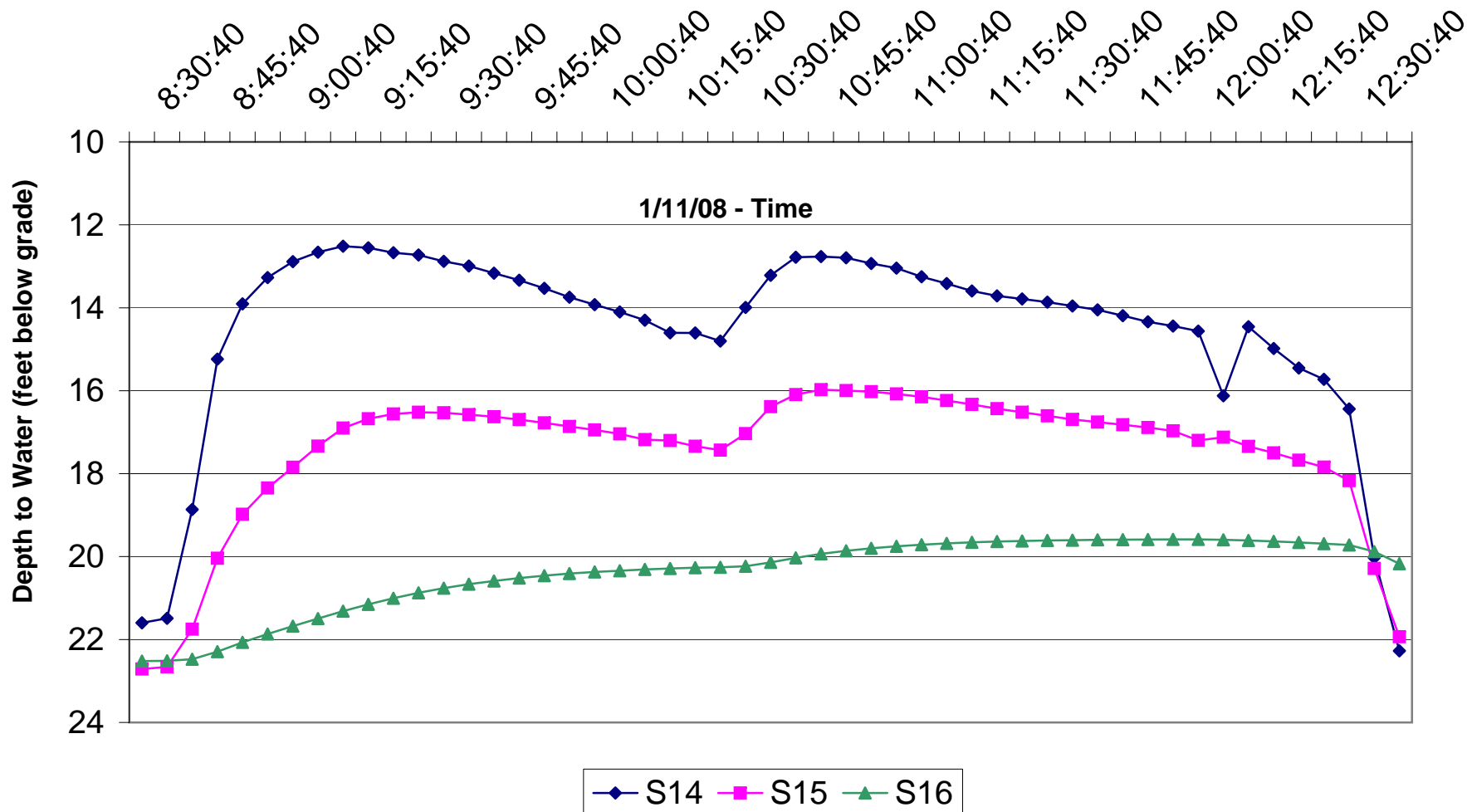
Air Sparge Test Graph #1 TPHg Concentration versus Time



Air Sparge Test Graph #2 Benzene Concentration versus Time

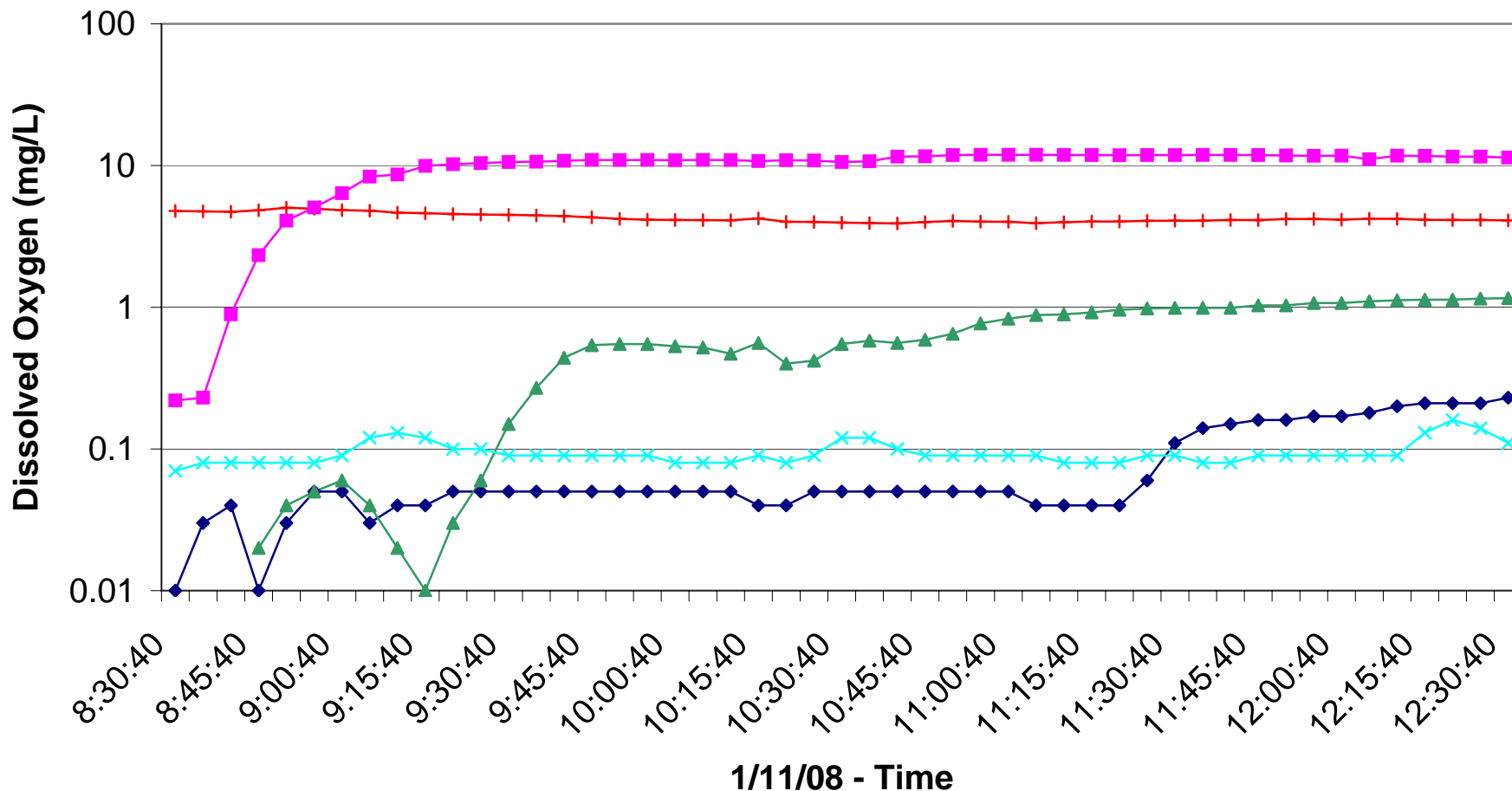


Air Sparge Test Graph #3 Depth-to-Water versus Time



Air Sparge Test Graph #4

Dissolved Oxygen versus Time



—+— S8 —◆— S13 —■— S14 —▲— S15 —×— S16

Attachment A
Site Background

ATTACHMENT A

Site Background

Former Shell Service Station
461 8th Street
Oakland, California

During January 1979, separate phase hydrocarbons (SPH) were reported in a Bay Area Rapid Transit (BART) tunnel under the intersection of 7th Street and Broadway. Product line testing at the site indicated a pressure leak, and the product lines were replaced in January 1979. The USTs were also tested for tightness and passed. According to the *Bart Recovery Project Log* (chronological list of events – 1/10/79 through 12/3/81) and a 1981 Groundwater Technology, Inc. *Considerations on Infiltration of Gasoline into BART KE Line* report, one observation well is reported to have been drilled to a depth of 25 feet concurrent with piping replacement with no reports of contamination. Separate-phase product samples taken from the BART tube in January 1979 and in May 1981 reported the product as Shell Regular. Approximately 2,600 gallons (48 55-gallon drums) of a gasoline-and-water mixture are reported to have been removed from the BART tunnel between October 1979 and April 1980. The Shell station discontinued operation in May 1980, and all existing improvements, tanks, and associated piping were removed at that time. It is unknown whether a UST and piping removal report exists; to date, it has not been located.

Seven monitoring wells (L-1 through L-7) were installed during 1981. Based on recommendations following this investigation, a recovery well was installed in the vicinity of well L-6 (now re-named S-6) in 1982. According to a September 14, 1993 GeoStrategies Inc. (GSI) *Work Plan*, groundwater extraction from the recovery well began in February 1982 and continued until August 1982, when the system was shut down because the effluent discharge exceeded permitted discharge levels. Wells L-1 through L-3 were destroyed during construction of the BART tunnels in the mid-1980's and are no longer accessible. Records of the well destructions are not available. Wells L-4, L-5, and L-6 were renamed S-4, S-5, and S-6. Gettler-Ryan Inc. began gauging wells S-4 through S-6 in 1986 and collecting groundwater samples for analysis in 1988. A November 2, 1993 *Work Plan for Soil and Groundwater Sampling* prepared by Enviro, Inc. (Enviros) indicates that groundwater was extracted from wells S-5 and S-6 by bailing or by a vacuum truck beginning in October 1988.

Information collected by GSI and reported in a June 30, 1993 *Phase I Preliminary Site Assessment* identified seven sites with known UST leaks within a ¼-mile radius of the site. One of the seven sites identified is the Oakland Police Department site, which was noted in the *Bart Recovery Project Log* to have replaced leaking USTs in October 1979 and to have accepted product deliveries by a local Shell gasoline distributor. During a review of available regulatory files, GSI noted a permit to repair the product lines and dispensers at the Oakland Police Department parking lot taken out in 1984 by Egan and Paradiso Company, but no additional information was available. It appears that no environmental investigation has been conducted for this site.

During July 1994, nine soil borings (B-1 through B-9) were installed in the vicinity of the former pump islands and the former USTs at the site. Investigation activities are described in an August 16, 1994 *Enviros Site Investigation Report*. The maximum total petroleum hydrocarbons as gasoline (TPHg) and benzene concentrations reported in soil samples were 15 milligrams per kilogram (mg/Kg) and 0.24 mg/Kg, respectively, collected near the former pump islands. No TPHg or benzene was reported in the area of the former piping or the former UST locations.

During December 1994, onsite monitoring wells S-8, S-9, and S-10 were installed in similar locations as the previously destroyed wells L-2, L-3, and L-1, respectively. Investigation activities are described in a February 14, 1995 *Enviros Site Investigation Report and Quarterly Monitoring Report – First Quarter 1995*. Except for 0.014 mg/Kg benzene in a sample from S-8 at 21.5 fbg, no TPHg or benzene was reported in soil samples collected from wells S-8 and S-9. Except for 760 mg/Kg TPHg and 0.0032 mg/Kg benzene reported in the sample from S-10 at 11.5 fbg, no TPHg or benzene was reported in soil samples collected from well S-10.

During October 2003, one soil boring (HA-1) was installed within 7th Street, south of the site. Three additional offsite soil borings (one in Broadway near well S-5, one northwest of Broadway within 6th Street, and one near the eastern corner of Broadway and 6th Street) were attempted. However, subsurface obstructions and utility corridors were encountered, and the borings could not be completed. No TPHg, benzene, or methyl tertiary butyl ether (MTBE) was detected in soil samples collected from boring HA-1. No TPHg or benzene, and 6.3 micrograms per liter (µg/L) MTBE were detected in a grab groundwater sample collected from boring HA-1. Investigation activities are described in the December 16, 2003 *Subsurface Investigation Report* prepared by Cambria Environmental Technology, Inc. (Cambria).

During May 2004, Treadwell & Rollo, Inc. (T&R) of Oakland, California installed four soil borings (TR-1 through TR-4) onsite to collect soil and soil vapor samples. No TPHg or volatile

organic compounds (VOCs) were detected in soil samples, and no benzene, toluene, ethylbenzene, or xylenes (BTEX) were detected in soil vapor samples collected. Investigation results are summarized in T&R's March 27, 2006 *Subsurface Investigation* report.

Access to the subject site for investigation activities had been limited by the previous property owner. Since the new owner anticipates construction a commercial development over the entire parcel, future access to the site for subsurface investigation will not be feasible. Thus, Cambria's June 7, 2006 *Subsurface Investigation Work Plan* provided the following activities and rationale for proposed work:


- The source of the impact in wells S-5 and S-6 has not been identified. The data obtained from the subject site to date does not support that the former Shell station is the source of impact to those wells; however, the lateral and vertical extent of shallow soil impact onsite has not been sufficiently assessed. Thus, Cambria recommends installing ten (10) soil borings (B-10 through B-19) in the vicinity of the former piping and dispenser areas.
- The lateral extent of shallow soil and groundwater impact along the property boundaries has not been sufficiently assessed. Thus, Cambria recommends installing four (4) soil borings (B-20 through B-23) for the collection of soil and grab groundwater samples.

The Alameda County Environmental Health (ACEH) approved the work in correspondence dated August 29, 2006. The access agreement was executed in October 2006 and negotiations with the owner's tenant for access occurred in November 2006. The field work was then scheduled for early December 2006.

During December 2006, fourteen soil borings (B-10 through B-23) were drilled onsite. Impacted vadose zone soils were identified in B-12 and, to a lesser extent in B-13, B-14, and B-19. The grab groundwater samples from each boring (except B-20) indicated impact to groundwater beneath and downgradient (southwest) of the former dispenser islands. Investigation activities are described in the March 2, 2007 *Subsurface Investigation Report* prepared by Conestoga-Rovers & Associates (CRA).

Attachment B
Permits

Alameda County Public Works Agency - Water Resources Well Permit



399 Elmhurst Street
Hayward, CA 94544-1395
Telephone: (510)670-6633 Fax:(510)782-1939

Application Approved on: 11/05/2007 By jamesy

Permit Numbers: W2007-1113 to W2007-1119
Permits Valid from 11/28/2007 to 12/14/2007

Application Id: 1193784488507
Site Location: 461 8th St, Oakland, CA
Project Start Date: 11/28/2007
Extension Start Date: 11/28/2007
Extension Count: 1

City of Project Site: Oakland
Completion Date: 12/07/2007
Extension End Date: 12/14/2007
Extended By: vickyh1

Applicant: Consetoga-Rovers & Associates - Lauren Goldfinch
5900 Hollis St #A, Emeryville, CA 94608
Property Owner: A.F. Evans Company c/o Greg Lunkes
1000 Broadway #300, Oakland, CA 94507
Client: ** same as Property Owner **

Phone: 510-420-3339

Phone: 510-267-4686

	Total Due:	\$2000.00
Receipt Number: WR2007-0483	Total Amount Paid:	\$2000.00
Payer Name : Conestoga-Rovers & Associates	PAID By: CHECK	PAID IN FULL

Works Requesting Permits:

Well Construction-Monitoring-Monitoring - 6 Wells
Driller: Gregg Drilling - Lic #: 485165 - Method: DP

Work Total: \$1800.00

Specifications

Permit #	Issued Date	Expire Date	Owner Well Id	Hole Diam.	Casing Diam.	Seal Depth	Max. Depth
W2007-1113	11/05/2007	02/26/2008	AS-1	10.00 in.	4.00 in.	28.00 ft	33.00 ft
W2007-1114	11/05/2007	02/26/2008	S-12	10.00 in.	4.00 in.	18.00 ft	30.00 ft
W2007-1115	11/05/2007	02/26/2008	S-13	10.00 in.	4.00 in.	18.00 ft	30.00 ft
W2007-1116	11/05/2007	02/26/2008	S-14	10.00 in.	4.00 in.	18.00 ft	30.00 ft
W2007-1117	11/05/2007	02/26/2008	S-15	10.00 in.	4.00 in.	18.00 ft	30.00 ft
W2007-1118	11/05/2007	02/26/2008	S-16	10.00 in.	4.00 in.	18.00 ft	30.00 ft

Specific Work Permit Conditions

1. Permittee shall assume entire responsibility for all activities and uses under this permit and shall indemnify, defend and save the Alameda County Public Works Agency, its officers, agents, and employees free and harmless from any and all expense, cost, liability in connection with or resulting from the exercise of this Permit including, but not limited to, properly damage, personal injury and wrongful death.

2. Permitte, permittee's contractors, consultants or agents shall be responsible to assure that all material or waters generated during drilling, boring destruction, and/or other activities associated with this Permit will be safely handled, properly managed, and disposed of according to all applicable federal, state, and local statutes regulating such. In no case shall these materials and/or waters be allowed to enter, or potentially enter, on or off-site storm sewers, dry wells, or waterways or be allowed to move off the property where work is being completed.

Alameda County Public Works Agency - Water Resources Well Permit

3. Prior to any drilling activities, it shall be the applicant's responsibility to contact and coordinate an Underground Service Alert (USA), obtain encroachment permit(s), excavation permit(s) or any other permits or agreements required for that Federal, State, County or City, and follow all City or County Ordinances. No work shall begin until all the permits and requirements have been approved or obtained. It shall also be the applicants responsibilities to provide to the Cities or to Alameda County an Traffic Safety Plan for any lane closures or detours planned. No work shall begin until all the permits and requirements have been approved or obtained.
4. Compliance with the well-sealing specifications shall not exempt the well-sealing contractor from complying with appropriate State reporting-requirements related to well construction or destruction (Sections 13750 through 13755 (Division 7, Chapter 10, Article 3) of the California Water Code). Contractor must complete State DWR Form 188 and mail original to the Alameda County Public Works Agency, Water Resources Section, within 60 days. Including permit number and site map.
5. Applicant shall contact Vicky Hamlin for an inspection time at 510-670-5443 or email to vickyh@acpwa.org at least five (5) working days prior to starting, once the permit has been approved. Confirm the scheduled date(s) at least 24 hours prior to drilling.
6. Wells shall have a Christy box or similar structure with a locking cap or cover. Well(s) shall be kept locked at all times. Well(s) that become damaged by traffic or construction shall be repaired in a timely manner or destroyed immediately (through permit process). No well(s) shall be left in a manner to act as a conduit at any time.
7. Minimum surface seal thickness is two inches of cement grout placed by tremie
8. Minimum seal (Neat Cement seal) depth for monitoring wells is 5 feet below ground surface(BGS) or the maximum depth practicable or 20 feet.
9. Copy of approved drilling permit must be on site at all times. Failure to present or show proof of the approved permit application on site shall result in a fine of \$500.00.
10. Prior to any drilling activities onto any public right-of-ways, it shall be the applicants responsibilities to contact and coordinate a Underground Service Alert (USA), obtain encroachment permit(s), excavation permit(s) or any other permits required for that City or to the County and follow all City or County Ordinances. It shall also be the applicants responsibilities to provide to the Cities or to Alameda County a Traffic Safety Plan for any lane closures or detours planned. No work shall begin until all the permits and requirements have been approved or obtained.

Borehole(s) for Investigation-Contamination Study - 4 Boreholes

Driller: Gregg Drilling - Lic #: 485165 - Method: DP

Work Total: \$200.00

Specifications

Permit Number	Issued Dt	Expire Dt	# Boreholes	Hole Diam	Max Depth
W2007-1119	11/05/2007	02/26/2008	4	2.00 in.	50.00 ft

Specific Work Permit Conditions

1. Backfill bore hole by tremie with cement grout or cement grout/sand mixture. Upper two-three feet replaced in kind or with compacted cuttings. All cuttings remaining or unused shall be containerized and hauled off site. The containers shall be clearly labeled to the ownership of the container and labeled hazardous or non-hazardous.
2. Boreholes shall not be left open for a period of more than 24 hours. All boreholes left open more than 24 hours will

Alameda County Public Works Agency - Water Resources Well Permit

need approval from Alameda County Public Works Agency, Water Resources Section. All boreholes shall be backfilled according to permit destruction requirements and all concrete material and asphalt material shall be to Caltrans Spec or County/City Codes. No borehole(s) shall be left in a manner to act as a conduit at any time.

3. Permittee shall assume entire responsibility for all activities and uses under this permit and shall indemnify, defend and save the Alameda County Public Works Agency, its officers, agents, and employees free and harmless from any and all expense, cost, liability in connection with or resulting from the exercise of this Permit including, but not limited to, property damage, personal injury and wrongful death.

4. Prior to any drilling activities, it shall be the applicant's responsibility to contact and coordinate an Underground Service Alert (USA), obtain encroachment permit(s), excavation permit(s) or any other permits or agreements required for that Federal, State, County or City, and follow all City or County Ordinances. No work shall begin until all the permits and requirements have been approved or obtained. It shall also be the applicants responsibilities to provide to the Cities or to Alameda County an Traffic Safety Plan for any lane closures or detours planned. No work shall begin until all the permits and requirements have been approved or obtained.


5. Applicant shall contact Vicky Hamlin for an inspection time at 510-670-5443 or email to vickyh@acpwa.org at least five (5) working days prior to starting, once the permit has been approved. Confirm the scheduled date(s) at least 24 hours prior to drilling.

6. Copy of approved drilling permit must be on site at all times. Failure to present or show proof of the approved permit application on site shall result in a fine of \$500.00.

7. Prior to any drilling activities onto any public right-of-ways, it shall be the applicants responsibilities to contact and coordinate a Underground Service Alert (USA), obtain encroachment permit(s), excavation permit(s) or any other permits required for that City or to the County and follow all City or County Ordinances. It shall also be the applicants responsibilities to provide to the Cities or to Alameda County a Traffic Safety Plan for any lane closures or detours planned. No work shall begin until all the permits and requirements have been approved or obtained.

8. Permit is valid only for the purpose specified herein. No changes in construction procedures, as described on this permit application. Boreholes shall not be converted to monitoring wells, without a permit application process.

Alameda County Public Works Agency - Water Resources Well Permit



399 Elmhurst Street
Hayward, CA 94544-1395
Telephone: (510)670-6633 Fax:(510)782-1939

Application Approved on: 12/20/2007 By jamesy

Permit Numbers: W2007-1236
Permits Valid from 11/30/2007 to 12/03/2007

Application Id: 1198091194070
Site Location: 461 8th St, Oakland, CA 94507
Project Start Date: 11/30/2007

City of Project Site: Oakland
Completion Date: 12/03/2007

Applicant: Conestoga-Rovers & Associates - Lauren Goldfinch
5900 Hollis St. #A, Emeryville, CA 94608
Property Owner: Greg Lunkes A.F. Evans & Co.
1000 Broadway #300, Oakland, CA 94507
Client: ** same as Property Owner **

Phone: 510-420-3339

Phone: 510-267-4686

	Total Due:	\$200.00
Receipt Number: WR2007-0552	Total Amount Paid:	\$200.00
Payer Name : Conestoga-Rovers & Associates	Paid By: CHECK	PAID IN FULL

Works Requesting Permits:

Remediation Well Construction-Vapor Probe Well - 4 Wells
Driller: Gregg - Lic #: 485165 - Method: DP

Work Total: \$200.00

Specifications

Permit #	Issued Date	Expire Date	Owner Well Id	Hole Diam.	Casing Diam.	Seal Depth	Max. Depth
W2007-1236	12/20/2007	02/28/2008	VP-1(B-24)	1.75 in.	0.25 in.	1.50 ft	10.00 ft
W2007-1236	12/20/2007	02/28/2008	VP-2(B-25)	1.75 in.	0.25 in.	1.50 ft	10.00 ft
W2007-1236	12/20/2007	02/28/2008	VP-3(B-26)	1.75 in.	0.25 in.	1.50 ft	10.00 ft
W2007-1236	12/20/2007	02/28/2008	VP-4(B-27)	1.75 in.	0.25 in.	1.50 ft	10.00 ft

Specific Work Permit Conditions

1. Permittee shall assume entire responsibility for all activities and uses under this permit and shall indemnify, defend and save the Alameda County Public Works Agency, its officers, agents, and employees free and harmless from any and all expense, cost, liability in connection with or resulting from the exercise of this Permit including, but not limited to, properly damage, personal injury and wrongful death.

2. Permittee, permittee's contractors, consultants or agents shall be responsible to assure that all material or waters generated during drilling, boring destruction, and/or other activities associated with this Permit will be safely handled, properly managed, and disposed of according to all applicable federal, state, and local statutes regulating such. In no case shall these materials and/or waters be allowed to enter, or potentially enter, on or off-site storm sewers, dry wells, or waterways or be allowed to move off the property where work is being completed.

3. Compliance with the well-sealing specifications shall not exempt the well-sealing contractor from complying with appropriate State reporting-requirements related to well construction or destruction (Sections 13750 through 13755 (Division 7, Chapter 10, Article 3) of the California Water Code). Contractor must complete State DWR Form 188 and mail original to the Alameda County Public Works Agency, Water Resources Section, within 60 days. Including permit number and site map.









Alameda County Public Works Agency - Water Resources Well Permit

4. Minimum seal depth (Neat Cement Seal) is 2 feet below ground surface (BGS).
 5. Minimum surface seal thickness is two inches of cement grout placed by tremie
 6. Copy of approved drilling permit must be on site at all times. Failure to present or show proof of the approved permit application on site shall result in a fine of \$500.00.
 7. Prior to any drilling activities onto any public right-of-ways, it shall be the applicants responsibilities to contact and coordinate a Underground Service Alert (USA), obtain encroachment permit(s), excavation permit(s) or any other permits required for that City or to the County and follow all City or County Ordinances. It shall also be the applicants responsibilities to provide to the Cities or to Alameda County a Traffic Safety Plan for any lane closures or detours planned. No work shall begin until all the permits and requirements have been approved or obtained.
 8. Applicant shall contact Vicky Hamlin for an inspection time at 510-670-5443 or email to vickyh@acpwa.org at least five (5) working days prior to starting, once the permit has been approved. Confirm the scheduled date(s) at least 24 hours prior to drilling.
-

Attachment C
Boring Logs

Boring/Well Log Legend

KEY TO SYMBOLS/ABBREVIATIONS

-  First encountered groundwater
-  Static groundwater
-  Soils logged by hand-auger or air-knife cuttings
-  Soils logged by drill cuttings or disturbed sample
-  Undisturbed soil sample interval
-  Soil sample retained for submittal to analytical laboratory
-  No recovery within interval
-  Hydropunch or vapor sample screen interval

PID = Photo-ionization detector or organic vapor meter reading in parts per million (ppm)

fbg = Feet below grade















Blow Counts = Number of blows required to drive a California-modified split-spoon sampler using a 140-pound hammer falling freely 30 inches, recorded per 6-inch interval of a total 18-inch sample interval

(10YR 4/4) = Soil color according to Munsell Soil Color Charts

msl = Mean sea level

Soils logged according to the USCS.

UNIFIED SOILS CLASSIFICATION SYSTEM (USCS) SUMMARY

Major Divisions		Graphic	Group Symbol	Typical Description
Coarse-Grained Soils (>50% Sands and/or Gravels)	Gravel and Gravelly Soils		GW	Well-graded gravels, gravel-sand mixtures, little or no fines
			GP	Poorly-graded gravels, gravel-sand mixtures, little or no fines
			GM	Silty gravels, gravel-sand-silt mixtures
			GC	Clayey gravels, gravel-sand-clay mixtures
	Sand and Sandy Soils		SW	Well-graded sands, gravelly sands, little or no fines
			SP	Poorly-graded sands, gravelly sand, little or no fines
Fine-Grained Soils (>50% Silts and/or Clays)	Silts and Clays		SM	Silty sands, sand-silt mixtures
			SC	Clayey sands, sand-clay mixtures
			ML	Inorganic silts, very fine sands, silty or clayey fine sands, clayey silts with slight plasticity
	Silts and Clays		CL	Inorganic clays of low to medium plasticity, gravelly clays, sandy clays, silty clays, lean clays
			OL	Organic silts and organic silty clays of low plasticity
			MH	Inorganic silts, micaceous or diatomaceous fine sand or silty soils
Highly Organic Soils		CH	Inorganic clays of high plasticity	
			OH	Organic clays of medium to high plasticity, organic silts
			PT	Peat, humus, swamp soils with high organic contents





Conestoga-Rovers & Associates
 19449 Riverside Drive, Suite 230
 Sonoma, California 95476
 Telephone: 707-935-4850
 Fax: 707-935-6649

BORING/WELL LOG

CLIENT NAME	Shell Oil Products US	BORING/WELL NAME	S-12
JOB/SITE NAME	Former Shell Service Station	DRILLING STARTED	13-Dec-07
LOCATION	461 8th Street, Oakland, California	DRILLING COMPLETED	13-Dec-07
PROJECT NUMBER	241501-009	WELL DEVELOPMENT DATE (YIELD)	NA
DRILLER	Gregg Drilling	GROUND SURFACE ELEVATION	36.89 ft above msl
DRILLING METHOD	Hollow-stem auger	TOP OF CASING ELEVATION	36.44 ft above msl
BORING DIAMETER	10"	SCREENED INTERVAL	20 to 35 fbg
LOGGED BY	L. Goldfinch	DEPTH TO WATER (First Encountered)	30.0 ft (13-Dec-07) ▾
REVIEWED BY	A. Friel, PG 6452	DEPTH TO WATER (Static)	NA ▾
REMARKS	Air knifed to 5'. Located NW of S-9.		

PID (ppm)	BLOW COUNTS	SAMPLE ID	EXTENT	DEPTH (ftg)	U.S.C.S.	GRAPHIC LOG	SOIL DESCRIPTION	CONTACT DEPTH (fbg)	WELL DIAGRAM
				0.2	ASPHALT		ASPHALT	0.2	Portland Type I/II
				5.0	SM		Silty SAND with Gravel (SM) ; dark yellowish brown (10YR 4/6); 20% silt, 50% fine sand, 30% fine gravel.		
0.0		S-12-5.5		5	SP-SM		SAND with Silt (SW-SM) ; dark yellowish brown (10YR 4/6); dry; 10% silt, 90% fine sand.		
0.0		S-12-9.5		10	SM		Silty SAND (SM) ; dark yellowish brown (10YR 4/6); dry; 25% silt, 75% fine sand.	8.0	4" diam., Schedule 40 PVC
0.0		S-12-14.5		15			SILT with Sand (ML) ; dark yellowish brown (10YR 4/6); dry; 85% silt, 15% fine sand; low plasticity.	14.0	
0.0		S-12-19.5		20			@19' - dark yellowish brown (10YR 4/4); dry to moist; 5% clay, 70% silt, 25% fine sand.		Bentonite Seal
6.5		S-12-24.5		25	ML		@24' - yellowish brown (10YR 5/4); moist to wet; 10% silt, 90% fine sand.		Monterey Sand #2/12
0.0		S-12-29.5		30			@29' - dark yellowish brown (10YR 4/4); wet; 10% silt, 90% fine sand.	30.0	4"-diam., 0.020" Slotted Schedule 40 PVC
0.0		S-12-34.5		35			@34' - brown (10YR 4/3); wet; 10% silt, 90% fine sand.	35.0	
				40					Bottom of Boring @ 35 ft

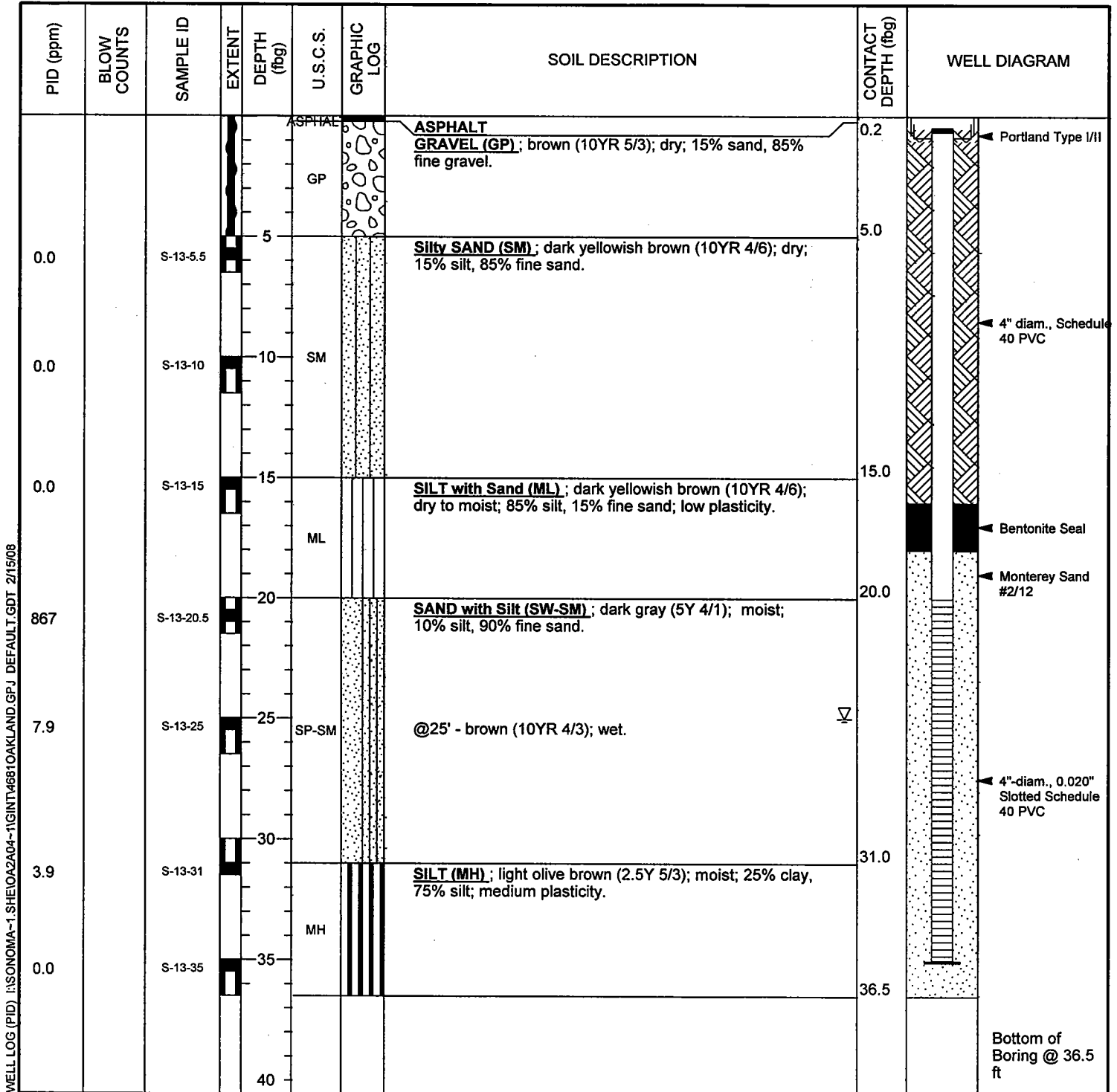
WELL LOG (PID) [SONOMA-1]SHEIOA2A04-1GINT14681OAKLAND.GPJ_DEFAULT.GDT 2/15/08



Conestoga-Rovers & Associates
 19449 Riverside Drive, Suite 230
 Sonoma, California 95476
 Telephone: 707-935-4850
 Fax: 707-935-6649

BORING/WELL LOG

CLIENT NAME	Shell Oil Products US	BORING/WELL NAME	S-13
JOB/SITE NAME	Former Shell Service Station	DRILLING STARTED	12-Dec-07
LOCATION	461 8th Street, Oakland, California	DRILLING COMPLETED	12-Dec-07
PROJECT NUMBER	241501-009	WELL DEVELOPMENT DATE (YIELD)	NA
DRILLER	Gregg Drilling	GROUND SURFACE ELEVATION	35.70 ft above msl
DRILLING METHOD	Hollow-stem auger	TOP OF CASING ELEVATION	35.16 ft above msl
BORING DIAMETER	10"	SCREENED INTERVAL	20 to 35 fbg
LOGGED BY	L. Goldfinch	DEPTH TO WATER (First Encountered)	25.0 ft (12-Dec-07)
REVIEWED BY	A. Friel, PG 6452	DEPTH TO WATER (Static)	NA
REMARKS	Air knifed to 5'. Located NW of S-9.		



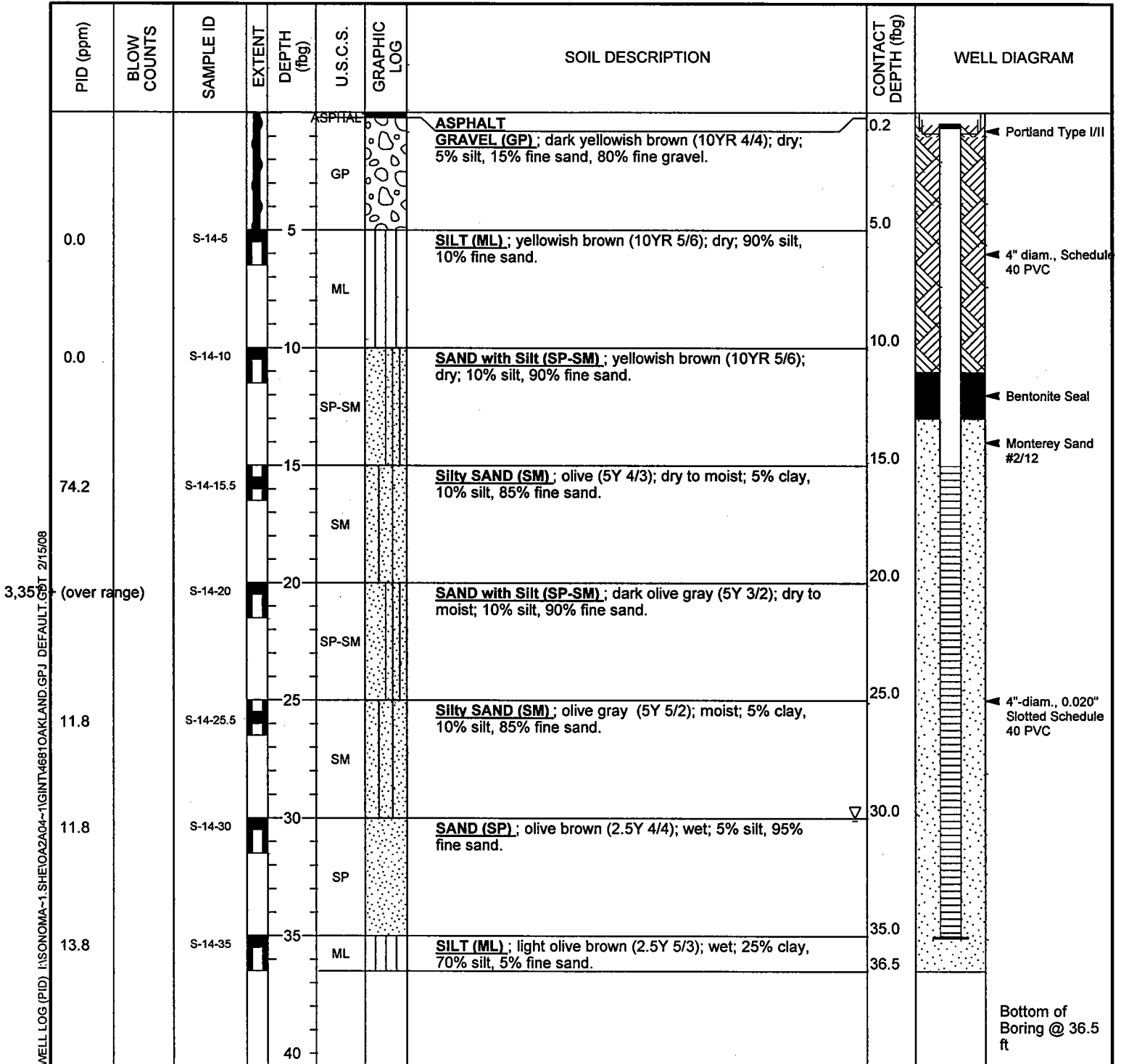
WELL LOG (PID) \\SONOMA-1\SHELOA2A04-1\GINT\4681OAKLAND.GPJ DEFAULT.GDT 2/15/08



Conestoga-Rovers & Associates
 19449 Riverside Drive, Suite 230
 Sonoma, California 95476
 Telephone: 707-935-4850
 Fax: 707-935-6649

BORING/WELL LOG

CLIENT NAME	Shell Oil Products US	BORING/WELL NAME	S-14
JOB/SITE NAME	Former Shell Service Station	DRILLING STARTED	12-Dec-07
LOCATION	461 8th Street, Oakland, California	DRILLING COMPLETED	12-Dec-07
PROJECT NUMBER	241501-009	WELL DEVELOPMENT DATE (YIELD)	NA
DRILLER	Gregg Drilling	GROUND SURFACE ELEVATION	35.47 ft above msl
DRILLING METHOD	Hollow-stem auger	TOP OF CASING ELEVATION	34.94 ft above msl
BORING DIAMETER	10"	SCREENED INTERVAL	15 to 35 fbg
LOGGED BY	L. Goldfinch	DEPTH TO WATER (First Encountered)	30.0 ft (12-Dec-07)
REVIEWED BY	A. Friel, PG 6452	DEPTH TO WATER (Static)	NA
REMARKS	Air knifed to 5'. Located S of S-8.		

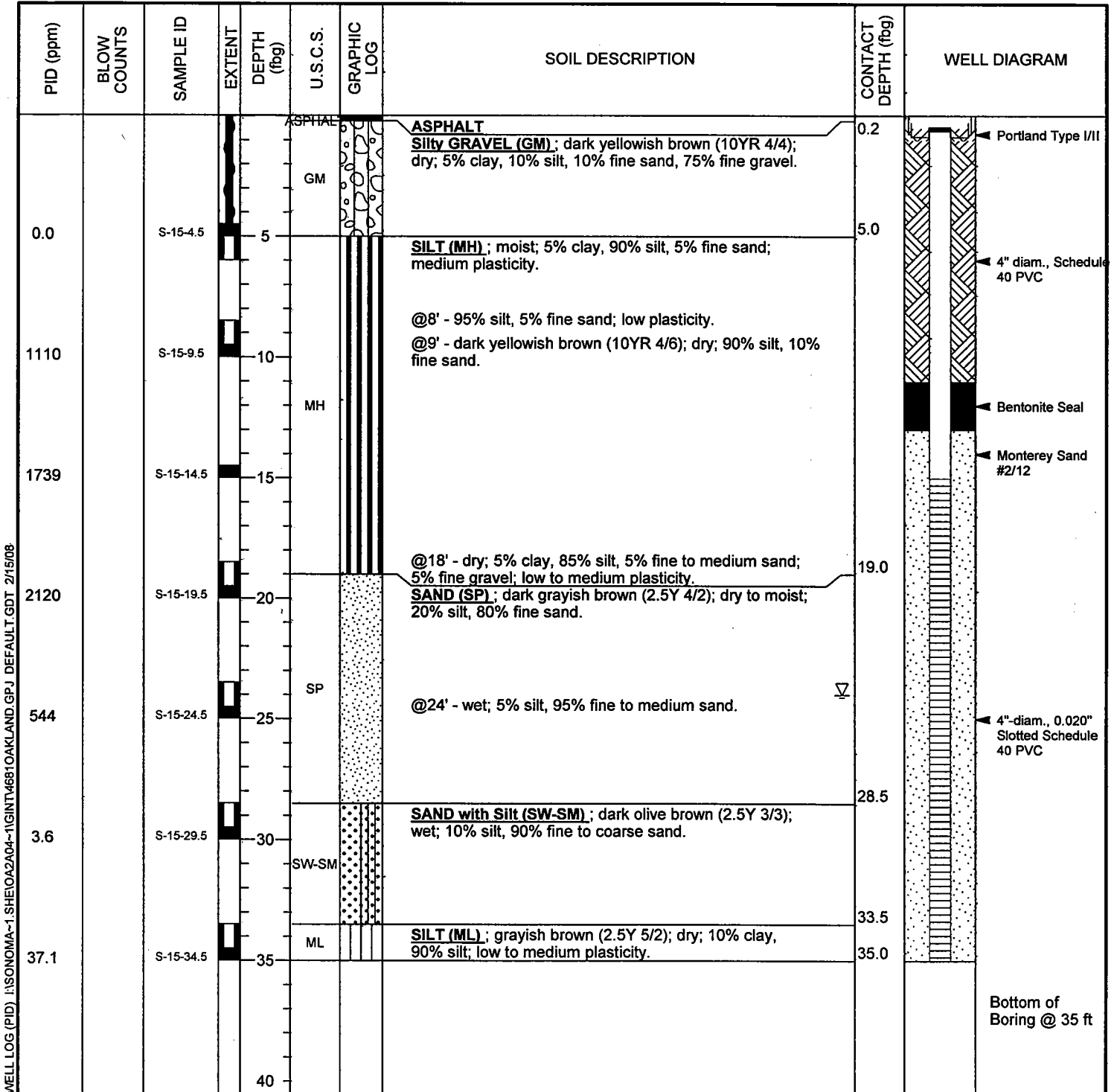




Conestoga-Rovers & Associates
 19449 Riverside Drive, Suite 230
 Sonoma, California 95476
 Telephone: 707-935-4850
 Fax: 707-935-6649

BORING/WELL LOG

CLIENT NAME	Shell Oil Products US	BORING/WELL NAME	S-15
JOB/SITE NAME	Former Shell Service Station	DRILLING STARTED	11-Dec-07
LOCATION	461 8th Street, Oakland, California	DRILLING COMPLETED	11-Dec-07
PROJECT NUMBER	241501-009	WELL DEVELOPMENT DATE (YIELD)	NA
DRILLER	Gregg Drilling	GROUND SURFACE ELEVATION	35.86 ft above msl
DRILLING METHOD	Hollow-stem auger	TOP OF CASING ELEVATION	35.34 ft above msl
BORING DIAMETER	10"	SCREENED INTERVAL	15 to 35 fbg
LOGGED BY	C.Rodriguez	DEPTH TO WATER (First Encountered)	24.0 ft (11-Dec-07)
REVIEWED BY	A. Friel, PG 6452	DEPTH TO WATER (Static)	NA
REMARKS	Air knifed to 5'. Located N of S-8.		



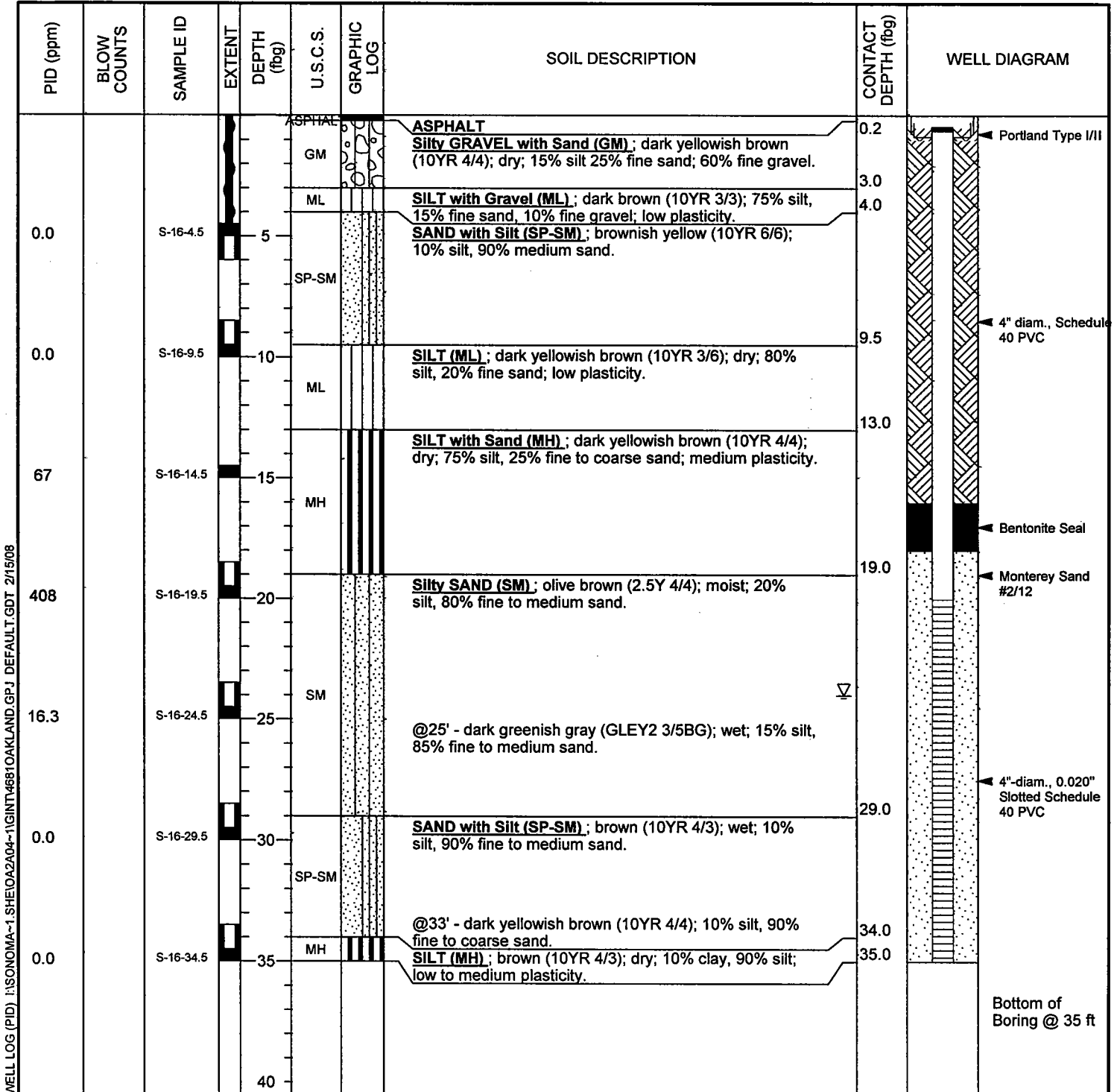
WELL LOG (PID) I:\SONOMA-1\SHE\O2A04-1\GINT\4681OAKLAND.GPJ DEFAULT.GDT 2/15/08



Conestoga-Rovers & Associates
 19449 Riverside Drive, Suite 230
 Sonoma, California 95476
 Telephone: 707-935-4850
 Fax: 707-935-6649

BORING/WELL LOG

CLIENT NAME	Shell Oil Products US	BORING/WELL NAME	S-16
JOB/SITE NAME	Former Shell Service Station	DRILLING STARTED	11-Dec-07
LOCATION	461 8th Street, Oakland, California	DRILLING COMPLETED	11-Dec-07
PROJECT NUMBER	241501-009	WELL DEVELOPMENT DATE (YIELD)	NA
DRILLER	Gregg Drilling	GROUND SURFACE ELEVATION	36.51 ft above msl
DRILLING METHOD	Hollow-stem auger	TOP OF CASING ELEVATION	36.08 ft above msl
BORING DIAMETER	10"	SCREENED INTERVAL	20 to 35 fbg
LOGGED BY	C.Rodriguez	DEPTH TO WATER (First Encountered)	24.0 ft (11-Dec-07) ▽
REVIEWED BY	A. Friel, PG 6452	DEPTH TO WATER (Static)	NA ▽
REMARKS	Air knifed to 5'.		

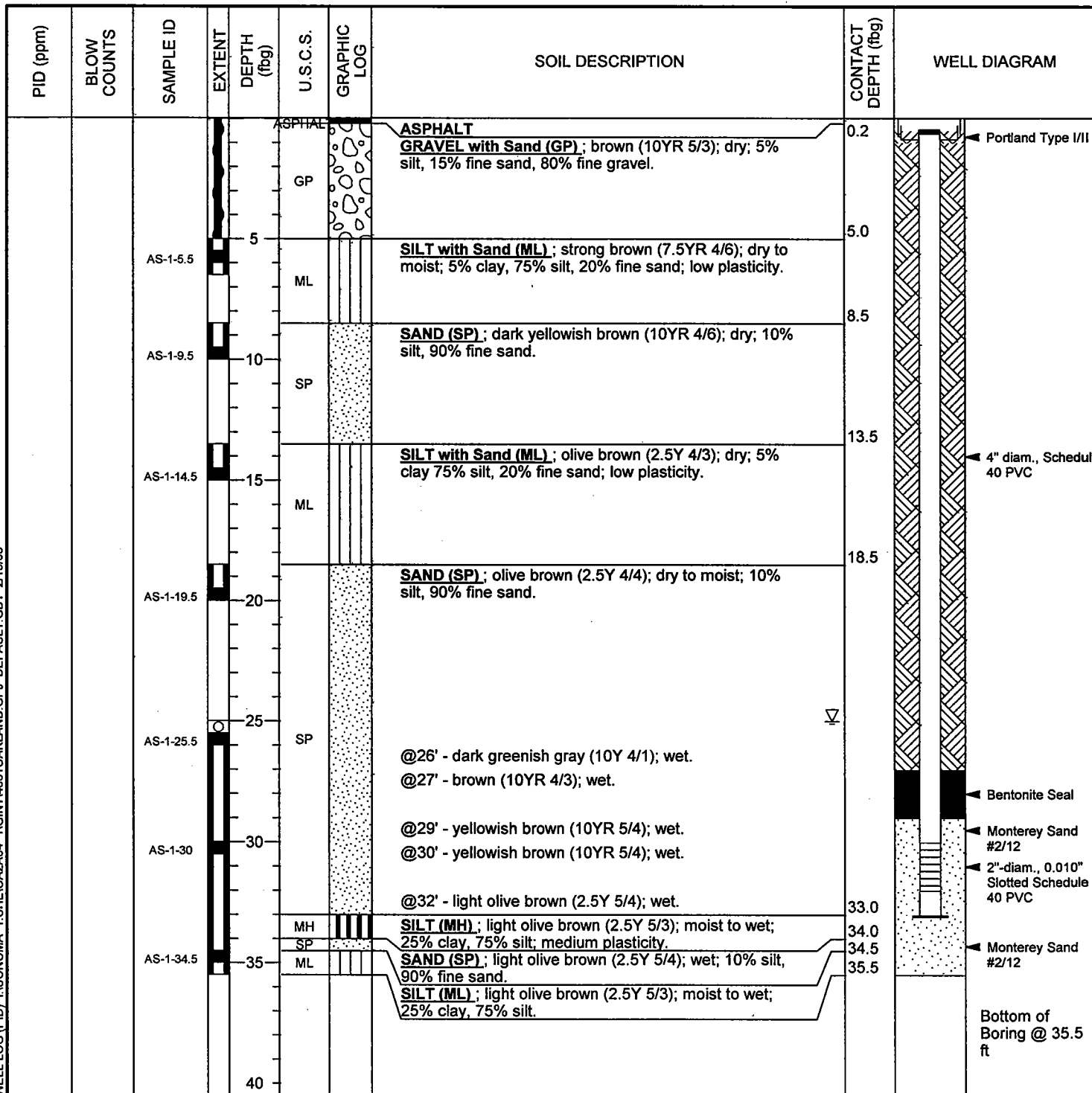




Conestoga-Rovers & Associates
 19449 Riverside Drive, Suite 230
 Sonoma, California 95476
 Telephone: 707-935-4850
 Fax: 707-935-6649

BORING/WELL LOG

CLIENT NAME	Shell Oil Products US	BORING/WELL NAME	AS-1
JOB/SITE NAME	Former Shell Service Station	DRILLING STARTED	13-Dec-07
LOCATION	461 8th Street, Oakland, California	DRILLING COMPLETED	13-Dec-07
PROJECT NUMBER	241501-009	WELL DEVELOPMENT DATE (YIELD)	NA
DRILLER	Gregg Drilling	GROUND SURFACE ELEVATION	35.59 ft above msl
DRILLING METHOD	Hollow-stem auger	TOP OF CASING ELEVATION	35.33 ft above msl
BORING DIAMETER	8"	SCREENED INTERVAL	30 to 32 fbg
LOGGED BY	L. Goldfinch	DEPTH TO WATER (First Encountered)	25.0 ft (13-Dec-07)
REVIEWED BY	A. Friel, PG 6452	DEPTH TO WATER (Static)	NA
REMARKS	Air knifed to 5'. NE of S-8.		



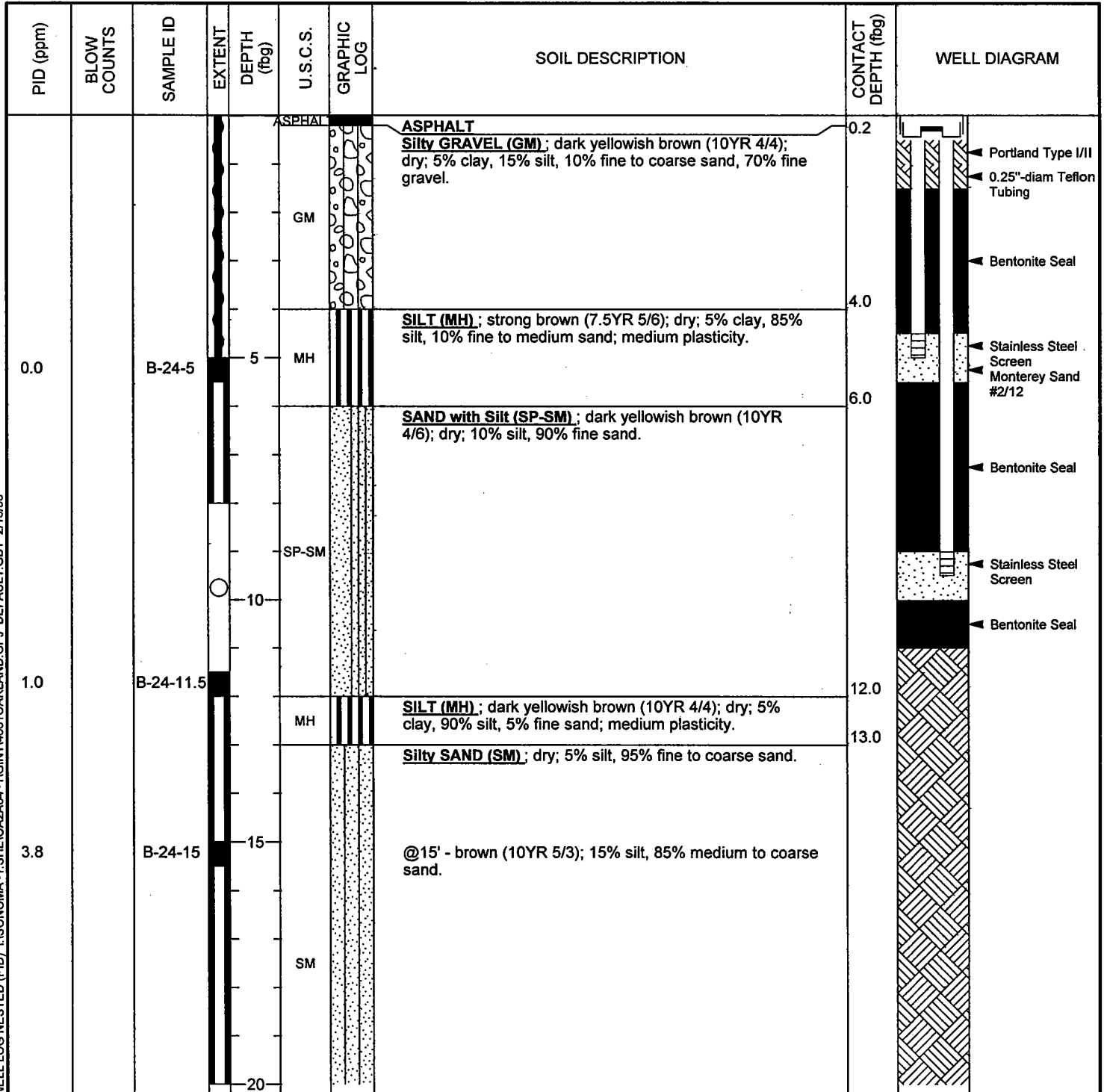
WELL LOG (PID) I:\SONOMA-1\SHEIDA2A04-1\GINT\4681OAKLAND.GPJ DEFAULT.GDT 2/15/08



Conestoga-Rovers & Associates
 19449 Riverside Drive, Suite 230
 Sonoma, California 95476
 Telephone: 707-935-4850
 Fax: 707-935-6649

BORING/WELL LOG

CLIENT NAME	Shell Oil Products US	BORING/WELL NAME	B-24 (VP-1)
JOB/SITE NAME	Former Shell Service Station	DRILLING STARTED	30-Nov-07
LOCATION	461 8th Street, Oakland, California	DRILLING COMPLETED	30-Nov-07
PROJECT NUMBER	241501-009	WELL DEVELOPMENT DATE (YIELD)	NA
DRILLER	Gregg Drilling	GROUND SURFACE ELEVATION	Not Surveyed
DRILLING METHOD	Hydraulic push	TOP OF CASING ELEVATION	Not Surveyed
BORING DIAMETER	1.75"	SCREENED INTERVAL	4.5 to 5 fbg ; 9 to 9.5 fbg
LOGGED BY	L. Goldfinch	DEPTH TO WATER (First Encountered)	32.0 ft (30-Nov-07)
REVIEWED BY	A. Friel, PG 6452	DEPTH TO WATER (Static)	NA
REMARKS	Air knifed to 5'. Located SW of S-8.		



WELL LOG NESTED (PID) I:\SONOMA-1\SHEIOA2A04-1\GINTI4681OAKLAND.GPJ DEFAULT.GDT 2/15/08

Continued Next Page



Conestoga-Rovers & Associates
 19449 Riverside Drive, Suite 230
 Sonoma, California 95476
 Telephone: 707-935-4850
 Fax: 707-935-6649

BORING/WELL LOG

CLIENT NAME	Shell Oil Products US	BORING/WELL NAME	B-24 (VP-1)
JOB/SITE NAME	Former Shell Service Station	DRILLING STARTED	30-Nov-07
LOCATION	461 8th Street, Oakland, California	DRILLING COMPLETED	30-Nov-07

Continued from Previous Page

PID (ppm)	BLOW COUNTS	SAMPLE ID	EXTENT	DEPTH (fbg)	U.S.C.S.	GRAPHIC LOG	SOIL DESCRIPTION	CONTACT DEPTH (fbg)	WELL DIAGRAM
12.5		B-24-20							
					SP		SAND (SP) ; yellowish brown (10YR 5/6); moist; 5% silt, 95% fine to medium sand.	22.0	
					ML		SILT with Sand (ML) ; dark yellowish brown (10YR 4/4); 75% silt, 25% fine sand; low plasticity.	24.0	
99.8		B-24-25		25			SAND with Silt (SP-SM) ; olive brown (2.5Y 4/4); moist; 10% silt, 90% fine to medium sand.	25.0	
					SP-SM		@28' - dark yellowish brown (10YR 4/4).		
887		B-24-30		30			SAND (SP) ; greenish black (GLEY1 2.5/5GY); wet; 5% silt, 95% fine to medium sand.	30.0	
135		B-24-32						∇	
					SP		@33' - Soil sampling refusal; brown (10YR 4/3); 5% silt, 95% fine to coarse sand.		
				35					
								37.0	Bottom of Boring @ 37 ft
				40					

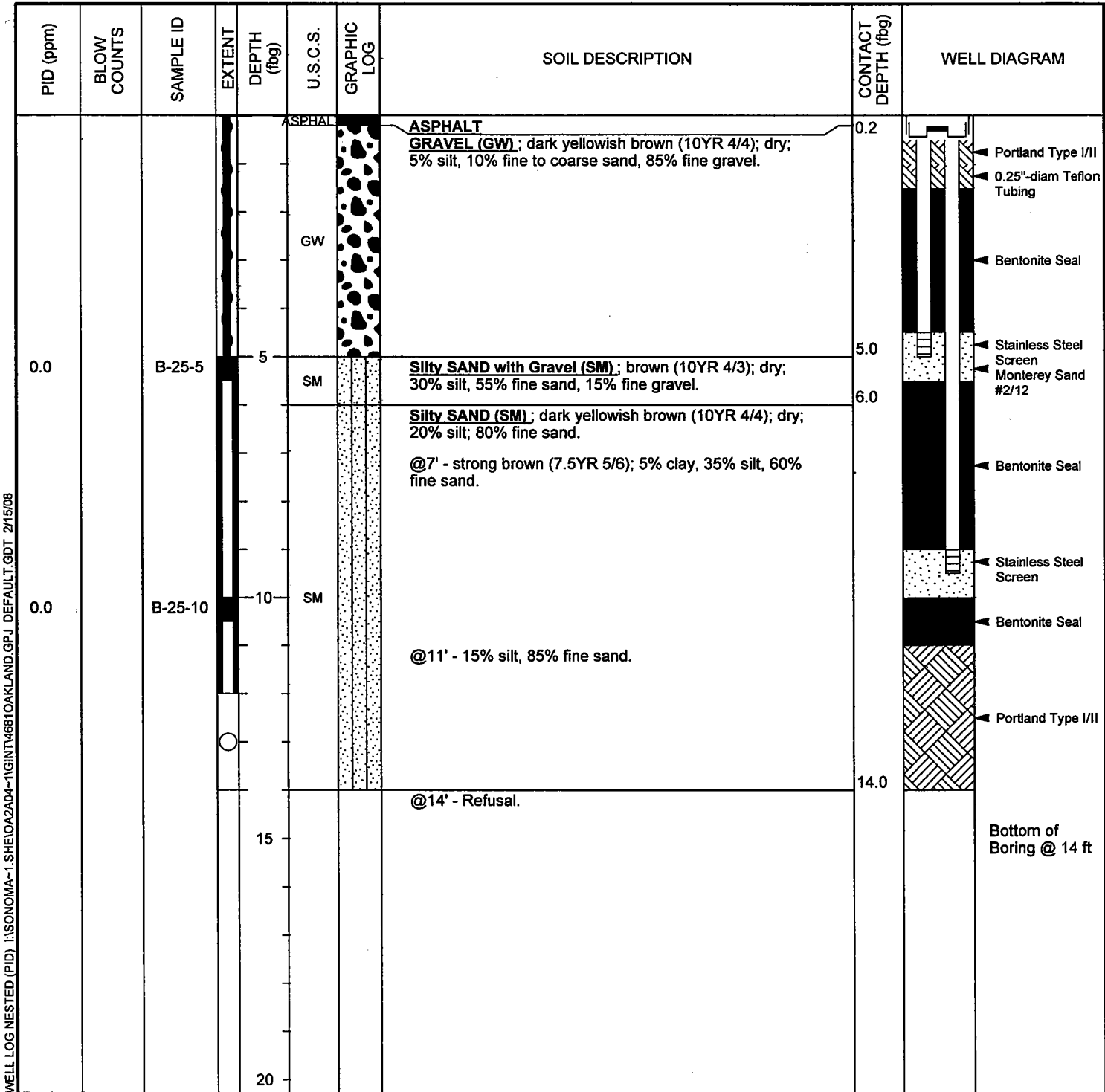
WELL LOG NESTED (PID) I:\SONOMA-1\SHEIOA2A04-1\GINT\4681OAKLAND.GPJ DEFAULT.GDT 2/15/08



Conestoga-Rovers & Associates
 19449 Riverside Drive, Suite 230
 Sonoma, California 95476
 Telephone: 707-935-4850
 Fax: 707-935-6649

BORING/WELL LOG

CLIENT NAME	Shell Oil Products US	BORING/WELL NAME	B-25 (VP-2)
JOB/SITE NAME	Former Shell Service Station	DRILLING STARTED	03-Dec-07
LOCATION	461 8th Street, Oakland, California	DRILLING COMPLETED	03-Dec-07
PROJECT NUMBER	241501-009	WELL DEVELOPMENT DATE (YIELD)	NA
DRILLER	Gregg Drilling	GROUND SURFACE ELEVATION	Not Surveyed
DRILLING METHOD	Hydraulic push	TOP OF CASING ELEVATION	Not Surveyed
BORING DIAMETER	1.75"	SCREENED INTERVAL	4.5 to 5 fbg ; 9 to 9.5 fbg
LOGGED BY	L. Goldfinch	DEPTH TO WATER (First Encountered)	NA
REVIEWED BY	A. Friel, PG 6452	DEPTH TO WATER (Static)	NA
REMARKS	Air knifed to 5'. Located ~6' NW of S-9.		




WELL LOG NESTED (PID) \\SONOMA-1\SHELOA2A04-1\GINT\4681OAKLAND.GPJ DEFAULT.GDT 2/15/08



Conestoga-Rovers & Associates
 19449 Riverside Drive, Suite 230
 Sonoma, California 95476
 Telephone: 707-935-4850
 Fax: 707-935-6649

BORING/WELL LOG

CLIENT NAME	Shell Oil Products US	BORING/WELL NAME	B-26 (VP-3)
JOB/SITE NAME	Former Shell Service Station	DRILLING STARTED	30-Nov-07
LOCATION	461 8th Street, Oakland, California	DRILLING COMPLETED	30-Nov-07
PROJECT NUMBER	241501-009	WELL DEVELOPMENT DATE (YIELD)	NA
DRILLER	Gregg Drilling	GROUND SURFACE ELEVATION	Not Surveyed
DRILLING METHOD	Hydraulic push	TOP OF CASING ELEVATION	Not Surveyed
BORING DIAMETER	1.75"	SCREENED INTERVAL	4.5 to 5 fbg ; 9 to 9.5 fbg
LOGGED BY	L. Goldfinch	DEPTH TO WATER (First Encountered)	NA
REVIEWED BY	A. Friel, PG 6452	DEPTH TO WATER (Static)	NA
REMARKS	Air knifed to 5'. Located NW of S-9.		

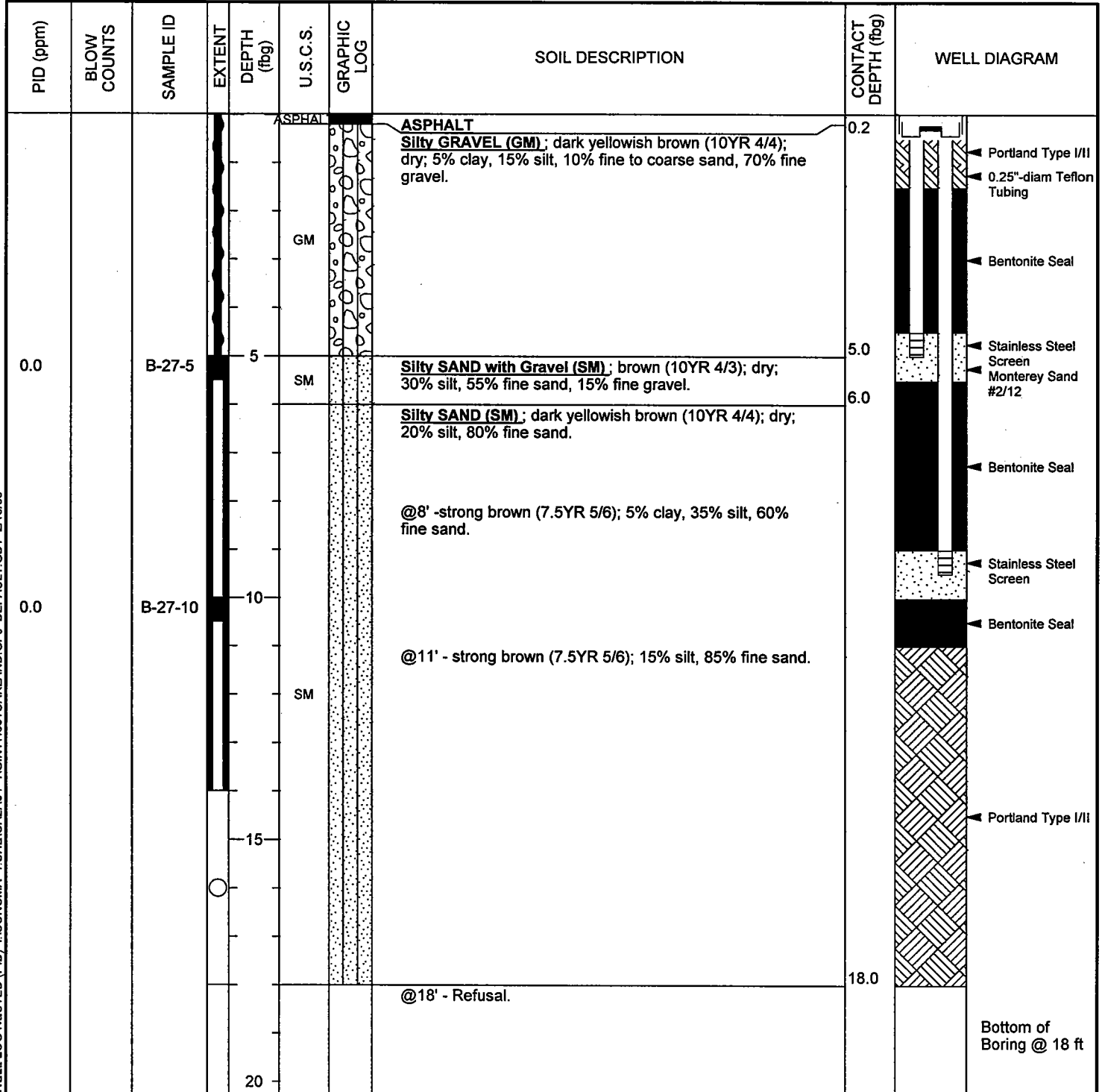




Conestoga-Rovers & Associates
 19449 Riverside Drive, Suite 230
 Sonoma, California 95476
 Telephone: 707-935-4850
 Fax: 707-935-6649

BORING/WELL LOG

CLIENT NAME	Shell Oil Products US	BORING/WELL NAME	B-27 (VP-4)
JOB/SITE NAME	Former Shell Service Station	DRILLING STARTED	03-Dec-07
LOCATION	461 8th Street, Oakland, California	DRILLING COMPLETED	03-Dec-07
PROJECT NUMBER	241501-009	WELL DEVELOPMENT DATE (YIELD)	NA
DRILLER	Gregg Drilling	GROUND SURFACE ELEVATION	Not Surveyed
DRILLING METHOD	Hydraulic push	TOP OF CASING ELEVATION	Not Surveyed
BORING DIAMETER	1.75"	SCREENED INTERVAL	4.5 to 5 fbg ; 9 to 9.5 fbg
LOGGED BY	L. Goldfinch	DEPTH TO WATER (First Encountered)	NA
REVIEWED BY	A. Friel, PG 6452	DEPTH TO WATER (Static)	NA
REMARKS	Air knifed to 5'. Located NW of S-9.		



WELL LOG NESTED (PID) I:\SONOMA-1\SHE\02A04-1\GINT\4681OAKLAND.GPJ_DEFAULT.GDT 2/15/08

Attachment D
Disposal Documentation



WEIGHMASTER-Altamont Landfill & Resource Recovery
 10840 Altamont Pass Road
 Livermore, CA, 94551
 Ph: (925)455-7300

Original
 Ticket# 779980

Customer Name Shell14618thSt66049Ripr Shell/ Carrier GEN Altamont Generic
 Ticket Date 01/21/2008 Vehicle# sp46671 Volume
 Payment Type Credit Account Container
 Manual Ticket# DENBESTE 13WT
 Hauling Ticket# License#
 Route Billing # 0387637
 State Waste Code Gen EPA ID
 Manifest waf
 Destination
 PO 66049
 Profile 55474400 (~*Class II Disposal(HIGH VOCs=97ppm)/Shell Oil Products, US~Shell
 Generator 164-ShellOil461 Shell Oil Products, US (461 8th Street-Oakland)

	Time	Scale	Deputy Weighmaster	Inbound	Gross	50140 lb*
In	01/21/2008 06:46:36	Scale 1	Inbound	pratto	Tare	33360 lb
Out	01/21/2008 08:06:53	Scale 2	Outbound	pratto	Net	16780 lb
			* Manual Weight		Tons	8.39

Comments

Product	LD%	Qty	UOM	Rate	Tax	Amount	Origin
1 C2 Disp SPW-Tons-W	100	8.39	Tons				Oakland
2 Trans by Ton-Trans	100	8.39	Tons				Oakland

Total Tax
 Total Ticket

DRIVER: _____

Weighmaster Certificate

THIS IS TO CERTIFY that the following described commodity was weighed, measured or counted by a weighmaster, whose signature is on this certificate, who is a recognized authority of accuracy, as prescribed by Chapter 7 (commencing with section 12700) of Division 5 of the California Business and Professions Code, administered by the Division of Measurement Standards of the California Department of Food and Agriculture.

50140

SP46671

NON-HAZARDOUS WASTE MANIFEST

1. Generator ID Number	2. Page 1 of	3. Emergency Response Phone	4. Waste Tracking Number
------------------------	--------------	-----------------------------	--------------------------

5. Generator's Name and Mailing Address: Equion Enterprises LLC dba Shell Oil Products US
 6520 Corporate Dr.
 Indianapolis, IN 46278
 Attn: Tobias Schroeder
 Generator's Site Address (if different than mailing address):

Generator's Phone:

6. Transporter 1 Company Name: U.S. EPA ID Number

7. Transporter 2 Company Name: DenBeste U.S. EPA ID Number

8. Designated Facility Name and Site Address: Altamont Landfill
 10840 Altamont Pass Road
 Livermore, CA 94550 925-449-6349
 Facility's Phone: U.S. EPA ID Number: CAD981382732

9. Waste Shipping Name and Description	10. Containers		11. Total Quantity	12. Unit Wt./Vol.
	No.	Type		
1. Soil for Disposal with high VOC's	01	DT	18	Y
2.				
3.				
4.				

13. Special Handling Instructions and Additional Information
 Profile #: a) 55474400
 Wear Proper PPE When Handling Material.
 461 8th Street.,
 Oakland, CA

14. GENERATOR'S CERTIFICATION: I certify the materials described above on this manifest are not subject to federal regulations for reporting proper disposal of Hazardous Waste.
 Generator's/Officer's Printed/Typed Name: Jessica Carranza w/ DenBeste on behalf of SHELL
 Signature: Jessica Carranza
 Month: 1 Day: 18 Year: 08

15. International Shipments Import to U.S. Export from U.S.
 Port of entry/exit: Date leaving U.S.:

16. Transporter Acknowledgment of Receipt of Materials
 Transporter Signature (for exports only):
 Transporter 1 Printed/Typed Name: DenBeste
 Signature: Jim Kuncie
 Month: 1 Day: 21 Year: 08

Transporter 2 Printed/Typed Name: Signature: Month: Day: Year:

17. Discrepancy
 17a. Discrepancy Indication Space Quantity Type Residue Partial Rejection Full Rejection
 Manifest Reference Number:

17b. Alternate Facility (or Generator) U.S. EPA ID Number
 Facility's Phone:

17c. Signature of Alternate Facility (or Generator) Month: Day: Year:

18. Designated Facility Owner or Operator: Certification of receipt of materials covered by the manifest except as noted in item 17a
 Printed/Typed Name: Phil Ratto
 Signature: Phil Ratto
 Month: 1 Day: 21 Year: 08

GENERATOR

INTL

TRANSPORTER

DESIGNATED FACILITY

RECEIVING REPORT

21434

DRIVER—INITIAL AND NUMBER 08 psc 127 140v	PURCHASE ORDER NUMBER
--	-----------------------

KEY PUNCH COLS 21-51 <input type="checkbox"/>	RECEIVED FROM— 20209 shell opus 20309 461 8th street 20409 oakland C.A 20509
--	---

FOR TREASURY USE ONLY					
CUST CARD ID 1-3	PROD CARD ID 1-3	MISC CARD ID 1-3	ACCT OFF 4-5	REFERENCE/CONTROL NO. 6-11	
		415	42		
WIC NUMBER 21-31	REMARKS/P.O. NUMBER 38-48	CARRIER 59-72	FOB 78	KEY PUNCH COLS. 1-11 ON ALL CARDS	

TRANSACTION	DATE 21-28	CODE 27-28	REVIEWED BY —
-------------	---------------	---------------	---------------

INSTRUCTIONS

Enter unloading information. Detach 3rd copy, forward 1 & 2 intact and supporting documents to Oil Movements.

PRODUCT CODE 12-16	QWTR CODE 17-19	TEMP 29-31	GRAVITY 32-39	QUANTITY (ENTER ONE)		SIZE AND KIND	PRODUCT DESCRIPTION
				GROSS GALLONS 38-42	PACKAGES 30-35		
						bulk	gasoline mixture
	69440		LB	5147P	1-10-08		
	41120		LB	8123P	1-10-08		
98000	010					55RSD	Steel Drums Returned

REMARKS

VEIGHTS	GROSS	TARE	NET
			3,399 29,320 net lb

PREPARED BY — M. Howard	RECEIVED BY —
-----------------------------------	---------------

DEPARTMENT APPROVAL —	TREASURY APPROVAL —
-----------------------	---------------------

TYPE OF TRANSACTION (Check One)

REFINERY

- PURCHASE
- STOCK RECEIPT
- OTHER — Specify

CONTAINERIZATION

RETURNED PRODUCTS

- CLOSED — Customer not opened
- REFUSED — Customer refused delivery
- DAMAGED — Container unacceptable
- WRONG PROD — Wrong product loaded

Should have been —

- PLANT RETURN — non-containerization — return from plant.

Reason —

- OTHER — Specify

QUALITY VERIFICATION

- Quality OK
- Sample sent to laboratory for analysis: Stores will be advised later as to quality

TAG NUMBERS

RECEIVING REPORT

21434

CARRIER—INITIAL AND NUMBER 08 psc 127 140v	PURCHASE ORDER NUMBER
--	-----------------------

KEY PUNCH COLS 21-31 <input type="checkbox"/>	RECEIVED FROM—
20209	shell opus
20309	461 8th street
20409	oakland C.A.
20509	

FOR TREASURY USE ONLY					
CUST CARD ID 1-3	PROD CARD ID 1-3	MISC CARD ID 1-3	ACCT OFF 4-8	REFERENCE/CONTROL NO. 6-11	
		415	42		
WIC NUMBER 21-31	REMARKS/P.O. NUMBER 38-48	CARRIER 88-72	FOB 70	KEY PUNCH COLS. 1-11 ON ALL CARDS	
TRANSACTION		DATE 21-26	CODE 27-28	REVIEWED BY —	

INSTRUCTIONS

Enter unloading information. Detach 3rd copy, forward 1 & 2 intact and supporting documents to Oil Movements.

PRODUCT CODE 12-18	CNTR CODE 17-19	TEMP 29-31	GRAVITY 32-39	QUANTITY (ENTER ONE)		SIZE AND KIND	PRODUCT DESCRIPTION
				GROSS GALLONS 38-42	PACKAGES 39-35		
						bulk	gasoline mixture
69440			LB	5147P	1-10-08		
41120			LB	8123P	1-10-08		
98000	010					55RSD	Steel Drums Returned

REMARKS

3,399

WEIGHTS	GROSS	TARE	NET
			29,320 net lb.
PREPARED BY —		RECEIVED BY —	
M. Howard			
DEPARTMENT APPROVAL —		TREASURY APPROVAL —	

TYPE OF TRANSACTION
(Check One)

REFINERY

- PURCHASE
- STOCK RECEIPT
- OTHER — Specify

CONTAINERIZATION

RETURNED PRODUCTS

- CLOSED — Customer not opened
- REFUSED — Customer refused delivery
- DAMAGED — Container unacceptable
- WRONG PROD — Wrong product loaded
- Should have been —
- PLANT RETURN — non-containerization — return from plant.
- Reason —
- OTHER — Specify

QUALITY VERIFICATION

- Quality OK
- Sample sent to laboratory for analysis: Stores will be advised later as to quality

TAG NUMBERS

SHORT FORM - Original - Not Negotiable

Shipper's No. 001

(Carrier) **PHILLIP WEST INDUSTRIAL SERVICES INC. SCAC** Carrier's No. 52778

RECEIVED, subject to individually determined rates or contracts that have been agreed upon in writing between the carrier and shipper, if applicable, otherwise to the rates, classifications and rules that have been established by the carrier and are available to the shipper, on request; and all applicable state and federal regulations;
 395 WEST CHANNEL RD. BENICIA

at _____, date 1-10-08 from _____

the Property described below, in apparent good order, except as noted (contents and condition of contents of packages unknown), marked, consigned, and destined as indicated below which said company (the word company being understood throughout this contract as meaning any person or corporation in possession of the property under the contract) agrees to carry to delivery at said destination, if on its route, or otherwise to deliver to another carrier on the route to said destination. It is mutually agreed as to each carrier of all or any of said Property over all or any portion of said route to destination and as to each party at any time interested in all or any of said Property that every service to be performed hereunder shall be subject to all the conditions not prohibited by law, whether printed or written, herein contained, including the conditions on the back hereof, which are hereby agreed to by the shipper and accepted for himself and his assigns.

TO: (Mail or street address of consignee for purposes of notification only.) Consignee Street Destination Route:	SHELL OIL PRODUCTS US. MARTINEZ REFINERY 1801 MARINA VISTA MARTINEZ, CA. Zip 94303 880 > 80 > 4 > 680	FROM: Shipper Street Origin Zip	SERVICE STATION 461 8 th STREET OAKLAND, CA
---	---	--	--

Delivering Carrier <u>PSC</u>	Trailer Initial/Number <u>129 140V</u>	U.S. DOT Hazmat Reg. Number
----------------------------------	---	-----------------------------

No. of packages	HM	Description of articles, special marks, and exceptions	Hazard Class	I.D. Number	Packing Group	*Weight (subject to correction)	Class or rate	Labels required (or exemption)	Check column
<u>TTT</u>	<u>1</u>	GASOLINE MIXTURE ERG#128 Contains water with <10% oil bearing materials and may include extracted groundwater from service station facilities that would be non-hazardous under federal and state waste classification criteria. SOP US Martinez Refinery Receiving Gate to direct driver to the Effluent Treatment Plant Operator. (x3202) For off loading directions. SAP/INCIDENT#: 97093399 RIPR# 66197	<u>3</u>	<u>UN1203</u>	<u>II</u>	<u>4,100-CAI</u> <u>3,399-CAI</u>			

Remit C.O.D. to: Address: City: State: Zip:	COD AMT: \$ Charges Advanced \$	Subject to Section 7 of conditions, if the shipment is to be delivered to the consignee without recourse on the consignor, the consignor shall sign the following statement: The carrier shall not make delivery of this shipment without payment of freight and all other lawful charges. (Signature of consignor)	C. O. D. FEE: Prepaid <input type="checkbox"/> Collect <input type="checkbox"/> \$ FREIGHT CHARGES <input type="checkbox"/> Prepaid <input type="checkbox"/> Collect
---	--	---	--

Note: - where the rate is dependent on value, shippers are required to state specifically in writing the agreed or declared value of the property.
 The agreed or declared value of the property is hereby specifically stated by the shipper to be not exceeding _____ per _____
 NOTE: Liability limitation for loss or damage in this shipment may be applicable. See 49 U.S.C. 14706(a)(1)(A) and (g). This is to certify that the above-named materials are properly classified, described, packaged, marked and labeled, and are in proper condition for transportation according to the applicable regulations of the Department of Transportation.
 PLACARDS REQUIRED YES PLACARDS SUPPLIED YES NO - FURNISHED BY CARRIER
 DRIVER'S SIGNATURE: [Signature]

SPECIAL INSTRUCTIONS:

SHIPPER: Somstoga - Rovers & Associates CARRIER: Phillip Service Corporation
 PER: John Schlegel DATE: 1-10-08 PER: Charles Sheard DATE: 1-10-08
 EMERGENCY RESPONSE TELEPHONE NUMBER: 800 800-7472

RECEIVING REPORT

21438

11 / 08	CARRIER—INITIAL AND NUMBER PSC 58	PURCHASE ORDER NUMBER
---------	--------------------------------------	-----------------------

KEY PUNCH COLS 21-51 <input type="checkbox"/>	RECEIVED FROM— SHELL OPUS
20209	461. 8th STREET, OAKLAND, CA
20309	
20409	
20509	

INSTRUCTIONS
Enter unloading information. Detach 3rd copy, forward 1 & 2 intact and supporting documents to Oil Movements.

FOR TREASURY USE ONLY				
CUST CARD ID 1-3	PROD CARD ID 1-3	MISC CARD ID 1-3 415	ACCT OFF 4-5 42	REFERENCE/CONTROL NO. 8-11
WIC NUMBER 21-31		REMARKS/P.O. NUMBER 38-48	CARRIER 68-72	FOR 78
KEY PUNCH COLS. 1-11 ON ALL CARDS				

TRANSACTION ▶	DATE 21-28	CODE 27-28	REVIEWED BY —
---------------	---------------	---------------	---------------

PRODUCT CODE 12-16	CNTR CODE 17-19	TEMP 29-31	GRAVITY 32-36	QUANTITY (ENTER ONE)		SIZE AND KIND	PRODUCT DESCRIPTION
				GROSS GALLONS 38-42	PACKAGES 30-35		
						BULK	WATER TRACE OF GAS MIX
98000	010					55RSD	Steel Drums Returned

REMARKS

2645

WEIGHTS ▶	GROSS	TARE	NET 22040 LBS
-----------	-------	------	----------------------

PREPARED BY — PIAZZA	RECEIVED BY —
-----------------------------	---------------

DEPARTMENT APPROVAL —	TREASURY APPROVAL —
-----------------------	---------------------

TYPE OF TRANSACTION (Check One)

REFINERY

PURCHASE

STOCK RECEIPT

OTHER — Specify

CONTAINERIZATION

RETURNED PRODUCTS

CLOSED — Customer not opened

REFUSED — Customer refused delivery.

DAMAGED — Container unacceptable

WRONG PROD — Wrong product loaded

Should have been —

PLANT RETURN — non-containerization — return from plant.

Reason —

OTHER — Specify

QUALITY VERIFICATION

Quality OK

Sample sent to laboratory for analysis: Stores will be advised later as to quality

TAG NUMBERS

Shipper's No. 001

PHILLIP WEST INDUSTRIAL SERVICES INC

SCAC

Carrier's No. 52778

RECEIVED, subject to individual determined rates or contracts that have been agreed upon in writing between the carrier and shipper, if applicable, otherwise to the rates, classifications and rules that have been established by the carrier and are available to the shipper, on request; and all applicable state and federal regulations;

995 WEST CHANNEL RD.

BENICIA

at date 1.11.08 from

the Property described below, in apparent good order, except as noted (contents and condition of contents of packages unknown), marked, consigned, and destined as indicated below which said company (the word company being understood throughout this contract as meaning any person or corporation in possession of the property under the contract) agrees to carry to delivery at said destination, if on its route, or otherwise to deliver to another carrier on the route to said destination. It is mutually agreed as to each carrier of all or any of said Property over all or any portion of said route to destination and as to each party at any time interested in all or any of said Property that every service to be performed hereunder shall be subject to all the conditions not prohibited by law, whether printed or written, herein contained, including the conditions on the back hereof, which are hereby agreed to by the shipper and accepted for himself and his assigns.

TO: (Mail or street address of consignee for purposes of notification only.) SHELL OIL PRODUCTS US. MARTINEZ REFINERY	FROM: SERVICE STATION Shipper
Street 1801 MARINA VISTA	Street 461 8 th STREET
Destination MARTINEZ, CA. Zip 94303	Origin OAKLAND, CA Zip
Route: 880>80>4>680	

Delivering Carrier PSC 58	Trailer Initial/Number	U.S. DOT Hazmat Reg. Number
------------------------------	------------------------	-----------------------------

No. of packages	HM	Description of articles, special marks, and exceptions	Hazard Class	I.D. Number	Packing Group	*Weight (subject to correction)	Class or rate	Labels required (or exemption)	Check column
177	X	GASOLINE MIXTURE	3	UN1203	II	2,600 GAL			
		ERG#128							
		Contains water with <10% oil bearing materials and may include extracted groundwater from service station facilities that would be non-hazardous under federal and state waste classification criteria.							
		SOP US Martinez Refinery Receiving Gate to direct driver to the Effluent Treatment Plant Operator (x3202) For off loading directions.							
		SAP/INCIDENT#: 97093399 RIPR# 66197							

Remit C.O.D. to: Address: City: State: Zip:	COD AMT: \$ Charges Advanced \$:	Subject to Section 7 of conditions, if this shipment is to be delivered to the consignee without recourse on the consignor, the consignor shall sign the following statement: The carrier shall not make delivery of this shipment without payment of freight and all other lawful charges. (Signature of consignor)	C. O. D. FEE: Prepaid <input type="checkbox"/> Collect <input type="checkbox"/> \$
---	---	--	---

Note - where the rate is dependent on value, shippers are required to state specifically in writing the agreed or declared value of the property. The agreed or declared value of the property is hereby specifically stated by the shipper to be not exceeding \$ per

NOTE: Liability Limitation for loss or damage in this shipment may be applicable. See 49 U.S.C. 14705 (O/W) and (D). This is to certify that the above named materials are properly classified, described, packaged, marked and labeled, and are in proper condition for transportation according to the applicable regulations of the Department of Transportation.

PLACARDS REQUIRED YES

PLACARDS SUPPLIED YES

DRIVER'S SIGNATURE: *C. J.*

SPECIAL INSTRUCTIONS:

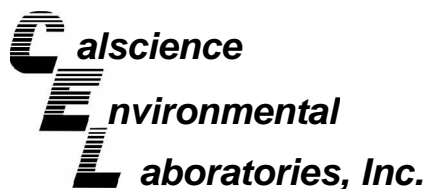
SHIPPER: *On behalf of Shell Oil Products* CARRIER: *Phillip Service Corporation*

PER: *Charles Sheard* DATE: *1.11.08* PER: *Charles Sheard* DATE: *1.11.08*

EMERGENCY RESPONSE TELEPHONE NUMBER: *(800) 800-7472*

Permanent post office address of shipper: *Phillip*

Monitored at all times the Hazardous Material is in transportation including storage incidental to transportation (\$172.604).



December 19, 2007

Ana Friel
Conestoga-Rovers & Associates
19449 Riverside Drive, Suite 230
Sonoma, CA 95476-6955

Subject: **CalScience Work Order No.: 07-12-1504**
Client Reference: 461 8th Street, Oakland, CA

Dear Client:

Enclosed is an analytical report for the above-referenced project. The samples included in this report were received 12/18/2007 and analyzed in accordance with the attached chain-of-custody.

Unless otherwise noted, all analytical testing was accomplished in accordance with the guidelines established in our Quality Systems Manual, applicable standard operating procedures, and other related documentation. The original report of subcontracted analysis, if any, is provided herein, and follows the standard CalScience data package. The results in this analytical report are limited to the samples tested and any reproduction thereof must be made in its entirety.

If you have any questions regarding this report, please do not hesitate to contact the undersigned.

Sincerely,

A handwritten signature in black ink, appearing to read "Danielle Gonsman".

CalScience Environmental
Laboratories, Inc.
Danielle Gonsman
Project Manager

Analytical Report



Conestoga-Rovers & Associates
19449 Riverside Drive, Suite 230
Sonoma, CA 95476-6955

Date Received: 12/18/07
Work Order No: 07-12-1504
Preparation: EPA 3050B / EPA 7471A Total
Method: EPA 6010B / EPA 7471A
Units: mg/kg

Project: 461 8th Street, Oakland, CA

Page 1 of 1

Client Sample Number	Lab Sample Number	Date Collected	Matrix	Instrument	Date Prepared	Date Analyzed	QC Batch ID
SP-1	07-12-1504-5-A	12/13/07	Solid	ICP 5300	12/18/07	12/18/07	071218L02

Comment(s): -Mercury was analyzed on 12/18/2007 3:07:22 PM with batch 071218L02

Parameter	Result	RL	DF	Qual	Parameter	Result	RL	DF	Qual
Antimony	ND	0.750	1		Mercury	ND	0.0835	1	
Arsenic	1.78	0.750	1		Molybdenum	ND	0.250	1	
Barium	71.4	0.500	1		Nickel	33.2	0.250	1	
Beryllium	0.252	0.250	1		Selenium	ND	0.750	1	
Cadmium	ND	0.500	1		Silver	ND	0.250	1	
Chromium	41.5	0.250	1		Thallium	ND	0.750	1	
Cobalt	6.20	0.250	1		Vanadium	24.0	0.250	1	
Copper	6.86	0.500	1		Zinc	34.8	1.00	1	
Lead	8.45	0.500	1						


Method Blank	099-04-007-5,195	N/A	Solid	Mercury	12/18/07	12/18/07	071218L02
---------------------	-------------------------	------------	--------------	----------------	-----------------	-----------------	------------------

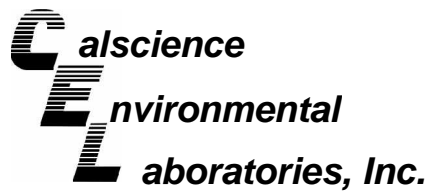
Parameter	Result	RL	DF	Qual
Mercury	ND	0.0835	1	

Method Blank	097-01-002-10,209	N/A	Solid	ICP 5300	12/18/07	12/18/07	071218L02
---------------------	--------------------------	------------	--------------	-----------------	-----------------	-----------------	------------------

Parameter	Result	RL	DF	Qual	Parameter	Result	RL	DF	Qual
Antimony	ND	0.750	1		Lead	ND	0.500	1	
Arsenic	ND	0.750	1		Molybdenum	ND	0.250	1	
Barium	ND	0.500	1		Nickel	ND	0.250	1	
Beryllium	ND	0.250	1		Selenium	ND	0.750	1	
Cadmium	ND	0.500	1		Silver	ND	0.250	1	
Chromium	ND	0.250	1		Thallium	ND	0.750	1	
Cobalt	ND	0.250	1		Vanadium	ND	0.250	1	
Copper	ND	0.500	1		Zinc	ND	1.00	1	

RL - Reporting Limit , DF - Dilution Factor , Qual - Qualifiers





Analytical Report



Conestoga-Rovers & Associates
19449 Riverside Drive, Suite 230
Sonoma, CA 95476-6955

Date Received: 12/18/07
Work Order No: 07-12-1504
Preparation: EPA 3550B
Method: EPA 8015B

Project: 461 8th Street, Oakland, CA

Page 1 of 1

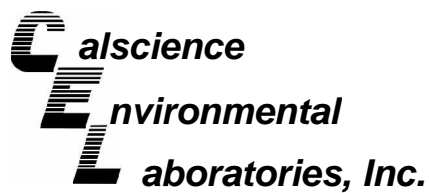
Client Sample Number	Lab Sample Number	Date Collected	Matrix	Instrument	Date Prepared	Date Analyzed	QC Batch ID
SP-1	09-12-1504-5-A	12/13/07	Solid	GC 43	12/18/07	12/19/07	071218B02

Parameter	Result	RL	DF	Qual	Units
Diesel Range Organics	14	5.0	1		mg/kg
<u>Surrogates:</u>	<u>REC (%)</u>	<u>Control Limits</u>		<u>Qual</u>	
Decachlorobiphenyl	116	61-145			

Method Blank	099-12-025-90	N/A	Solid	GC 43	12/18/07	12/18/07	071218B02
---------------------	----------------------	------------	--------------	--------------	-----------------	-----------------	------------------

Parameter	Result	RL	DF	Qual	Units
Diesel Range Organics	ND	5.0	1		mg/kg
<u>Surrogates:</u>	<u>REC (%)</u>	<u>Control Limits</u>		<u>Qual</u>	
Decachlorobiphenyl	102	61-145			

RL - Reporting Limit , DF - Dilution Factor , Qual - Qualifiers



Analytical Report



Conestoga-Rovers & Associates
19449 Riverside Drive, Suite 230
Sonoma, CA 95476-6955

Date Received: 12/18/07
Work Order No: 07-12-1504
Preparation: EPA 3550B
Method: EPA 8015B (M)

Project: 461 8th Street, Oakland, CA

Page 1 of 1

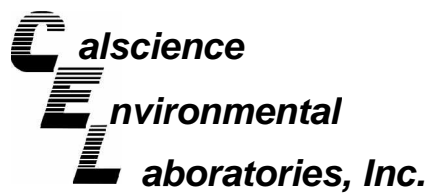
Client Sample Number	Lab Sample Number	Date Collected	Matrix	Instrument	Date Prepared	Date Analyzed	QC Batch ID
SP-1	07-12-1504-5-A	12/13/07	Solid	GC 43	12/18/07	12/19/07	071218B03

Parameter	Result	RL	DF	Qual	Units
TPH as Motor Oil	ND	25	1		mg/kg
<u>Surrogates:</u>	<u>REC (%)</u>	<u>Control Limits</u>		<u>Qual</u>	
Decachlorobiphenyl	116	61-145			

Method Blank	099-12-254-342	N/A	Solid	GC 43	12/18/07	12/18/07	071218B03
---------------------	-----------------------	------------	--------------	--------------	-----------------	-----------------	------------------

Parameter	Result	RL	DF	Qual	Units
TPH as Motor Oil	ND	25	1		mg/kg
<u>Surrogates:</u>	<u>REC (%)</u>	<u>Control Limits</u>		<u>Qual</u>	
Decachlorobiphenyl	97	61-145			

RL - Reporting Limit , DF - Dilution Factor , Qual - Qualifiers



Analytical Report



Conestoga-Rovers & Associates
19449 Riverside Drive, Suite 230
Sonoma, CA 95476-6955

Date Received: 12/18/07
Work Order No: 07-12-1504
Preparation: EPA 5030B
Method: EPA 8015B (M)

Project: 461 8th Street, Oakland, CA

Page 1 of 1

Client Sample Number	Lab Sample Number	Date Collected	Matrix	Instrument	Date Prepared	Date Analyzed	QC Batch ID
SP-1	099-12-279-1,389	12/13/07	Solid	GC 22	12/18/07	12/18/07	071218B02

Parameter	Result	RL	DF	Qual	Units
TPH as Gasoline	89	5.0	10		mg/kg

Surrogates:	REC (%)	Control Limits	Qual
1,4-Bromofluorobenzene - FID	81	42-126	

Method Blank	Lab Sample Number	Date Collected	Matrix	Instrument	Date Prepared	Date Analyzed	QC Batch ID
	099-12-279-1,389	N/A	Solid	GC 22	12/18/07	12/18/07	071218B02

Parameter	Result	RL	DF	Qual	Units
TPH as Gasoline	ND	5.0	10		mg/kg

Surrogates:	REC (%)	Control Limits	Qual
1,4-Bromofluorobenzene - FID	85	42-126	

RL - Reporting Limit , DF - Dilution Factor , Qual - Qualifiers

Analytical Report



Conestoga-Rovers & Associates
 19449 Riverside Drive, Suite 230
 Sonoma, CA 95476-6955

Date Received: 12/18/07
 Work Order No: 07-12-1504
 Preparation: EPA 5030B
 Method: EPA 8260B
 Units: mg/kg

Project: 461 8th Street, Oakland, CA

Page 1 of 1

Client Sample Number	Lab Sample Number	Date Collected	Matrix	Instrument	Date Prepared	Date Analyzed	QC Batch ID
SP-1	07-12-1504-5-A	12/13/07	Solid	GC/MS S	12/18/07	12/19/07	071219L02

Parameter	Result	RL	DF	Qual	Parameter	Result	RL	DF	Qual
Benzene	ND	0.12	25		p/m-Xylene	4.2	0.12	25	
Ethylbenzene	0.84	0.12	25		o-Xylene	1.4	0.12	25	
Toluene	1.1	0.12	25						
<u>Surrogates:</u>	<u>REC (%)</u>	<u>Control Limits</u>		<u>Qual</u>	<u>Surrogates:</u>	<u>REC (%)</u>	<u>Control Limits</u>		<u>Qual</u>
Dibromofluoromethane	102	73-139			1,2-Dichloroethane-d4	112	73-145		
Toluene-d8	103	90-108			1,4-Bromofluorobenzene	97	71-113		

Method Blank	099-10-005-15,215	N/A	Solid	GC/MS S	12/19/07	12/19/07	071219L02
--------------	-------------------	-----	-------	---------	----------	----------	-----------

Parameter	Result	RL	DF	Qual	Parameter	Result	RL	DF	Qual
Benzene	ND	0.12	25		p/m-Xylene	ND	0.12	25	
Ethylbenzene	ND	0.12	25		o-Xylene	ND	0.12	25	
Toluene	ND	0.12	25						
<u>Surrogates:</u>	<u>REC (%)</u>	<u>Control Limits</u>		<u>Qual</u>	<u>Surrogates:</u>	<u>REC (%)</u>	<u>Control Limits</u>		<u>Qual</u>
Dibromofluoromethane	107	73-139			1,2-Dichloroethane-d4	116	73-145		
Toluene-d8	104	90-108			1,4-Bromofluorobenzene	98	71-113		

RL - Reporting Limit , DF - Dilution Factor , Qual - Qualifiers



Quality Control - Spike/Spike Duplicate



Conestoga-Rovers & Associates
19449 Riverside Drive, Suite 230
Sonoma, CA 95476-6955

Date Received: 12/18/07
Work Order No: 07-12-1504
Preparation: EPA 3050B
Method: EPA 6010B

Project 461 8th Street, Oakland, CA

Quality Control Sample ID	Matrix	Instrument	Date Prepared	Date Analyzed	MS/MSD Batch Number
07-12-1483-25	Solid	ICP 5300	12/18/07	12/18/07	071218S02

Parameter	MS %REC	MSD %REC	%REC CL	RPD	RPD CL	Qualifiers
Antimony	80	78	50-115	2	0-20	
Arsenic	104	101	75-125	2	0-20	
Barium	137	115	75-125	7	0-20	3
Beryllium	103	102	75-125	1	0-20	
Cadmium	104	103	75-125	1	0-20	
Chromium	96	104	75-125	5	0-20	
Cobalt	103	102	75-125	0	0-20	
Copper	100	100	75-125	0	0-20	
Lead	102	102	75-125	0	0-20	
Molybdenum	101	99	75-125	2	0-20	
Nickel	103	103	75-125	0	0-20	
Selenium	96	96	75-125	0	0-20	
Silver	96	95	75-125	1	0-20	
Thallium	99	99	75-125	0	0-20	
Vanadium	104	102	75-125	1	0-20	
Zinc	74	106	75-125	16	0-20	3

RPD - Relative Percent Difference , CL - Control Limit



Quality Control - Spike/Spike Duplicate



Conestoga-Rovers & Associates
19449 Riverside Drive, Suite 230
Sonoma, CA 95476-6955

Date Received: 12/18/07
Work Order No: 07-12-1504
Preparation: EPA 3550B
Method: EPA 8015B

Project 461 8th Street, Oakland, CA

Quality Control Sample ID	Matrix	Instrument	Date Prepared	Date Analyzed	MS/MSD Batch Number
SP-1	Solid	GC 43	12/18/07	12/18/07	071218S02

Parameter	MS %REC	MSD %REC	%REC CL	RPD	RPD CL	Qualifiers
Diesel Range Organics	86	86	64-130	1	0-15	

RPD - Relative Percent Difference , CL - Control Limit



Quality Control - Spike/Spike Duplicate



Conestoga-Rovers & Associates
19449 Riverside Drive, Suite 230
Sonoma, CA 95476-6955

Date Received: 12/18/07
Work Order No: 07-12-1504
Preparation: EPA 3550B
Method: EPA 8015B (M)

Project 461 8th Street, Oakland, CA

Quality Control Sample ID	Matrix	Instrument	Date Prepared	Date Analyzed	MS/MSD Batch Number
SP-1	Solid	GC 43	12/18/07	12/19/07	071218S03

Parameter	MS %REC	MSD %REC	%REC CL	RPD	RPD CL	Qualifiers
TPH as Motor Oil	89	80	64-130	10	0-15	

RPD - Relative Percent Difference , CL - Control Limit



Quality Control - Spike/Spike Duplicate



Conestoga-Rovers & Associates
19449 Riverside Drive, Suite 230
Sonoma, CA 95476-6955

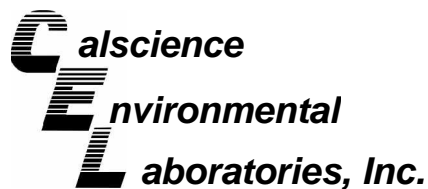
Date Received: 12/18/07
Work Order No: 07-12-1504
Preparation: EPA 7471A Total
Method: EPA 7471A

Project 461 8th Street, Oakland, CA

Quality Control Sample ID	Matrix	Instrument	Date Prepared	Date Analyzed	MS/MSD Batch Number
07-12-1483-25	Solid	Mercury	12/18/07	12/18/07	071218S02

Parameter	MS %REC	MSD %REC	%REC CL	RPD	RPD CL	Qualifiers
Mercury	105	105	84-138	0	0-7	

RPD - Relative Percent Difference , CL - Control Limit



Quality Control - Spike/Spike Duplicate



Conestoga-Rovers & Associates
19449 Riverside Drive, Suite 230
Sonoma, CA 95476-6955


Date Received: 12/18/07
Work Order No: 07-12-1504
Preparation: EPA 5030B
Method: EPA 8260B

Project 461 8th Street, Oakland, CA

Quality Control Sample ID	Matrix	Instrument	Date Prepared	Date Analyzed	MS/MSD Batch Number
07-12-1320-1	Solid	GC/MS S	12/19/07	12/19/07	071219S01

Parameter	MS %REC	MSD %REC	%REC CL	RPD	RPD CL	Qualifiers
Benzene	81	83	79-115	3	0-13	
Carbon Tetrachloride	92	95	55-139	3	0-15	
Chlorobenzene	85	85	79-115	0	0-17	
1,2-Dibromoethane	85	89	70-130	4	0-30	
1,2-Dichlorobenzene	80	80	63-123	0	0-23	
1,1-Dichloroethene	88	89	69-123	1	0-16	
Ethylbenzene	85	88	70-130	4	0-30	
Toluene	82	86	79-115	4	0-15	
Trichloroethene	88	89	66-144	2	0-14	
Vinyl Chloride	63	71	60-126	13	0-14	
Methyl-t-Butyl Ether (MTBE)	88	90	68-128	2	0-14	
Tert-Butyl Alcohol (TBA)	78	83	44-134	6	0-37	
Diisopropyl Ether (DIPE)	81	81	75-123	1	0-12	
Ethyl-t-Butyl Ether (ETBE)	85	88	75-117	4	0-12	
Tert-Amyl-Methyl Ether (TAME)	88	92	79-115	4	0-12	
Ethanol	72	73	42-138	1	0-28	

RPD - Relative Percent Difference , CL - Control Limit





Conestoga-Rovers & Associates
 19449 Riverside Drive, Suite 230
 Sonoma, CA 95476-6955

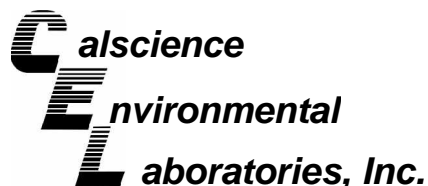
Date Received: N/A
 Work Order No: 07-12-1504
 Preparation: EPA 3050B
 Method: EPA 6010B

Project: 461 8th Street, Oakland, CA

Quality Control Sample ID	Matrix	Instrument	Date Analyzed	Lab File ID	LCS Batch Number
097-01-002-10,209	Solid	ICP 5300	12/18/07	071218-I-02	071218L02

Parameter	Conc Added	Conc Recovered	LCS %Rec	%Rec CL	Qualifiers
Antimony	25.0	23.4	94	80-120	
Arsenic	25.0	25.8	103	80-120	
Barium	25.0	26.5	106	80-120	
Beryllium	25.0	25.2	101	80-120	
Cadmium	25.0	26.7	107	80-120	
Chromium	25.0	26.9	108	80-120	
Cobalt	25.0	26.9	107	80-120	
Copper	25.0	25.1	101	80-120	
Lead	25.0	26.8	107	80-120	
Molybdenum	25.0	25.7	103	80-120	
Nickel	25.0	27.5	110	80-120	
Selenium	25.0	24.6	98	80-120	
Silver	12.5	12.4	99	80-120	
Thallium	25.0	25.6	102	80-120	
Vanadium	25.0	25.8	103	80-120	
Zinc	25.0	27.8	111	80-120	

RPD - Relative Percent Difference , CL - Control Limit



Quality Control - LCS/LCS Duplicate



Conestoga-Rovers & Associates
19449 Riverside Drive, Suite 230
Sonoma, CA 95476-6955

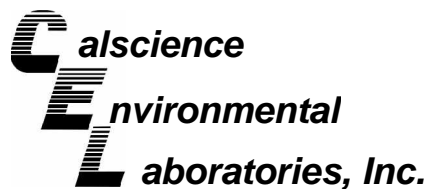
Date Received: N/A
Work Order No: 07-12-1504
Preparation: EPA 3550B
Method: EPA 8015B

Project: 461 8th Street, Oakland, CA

Quality Control Sample ID	Matrix	Instrument	Date Prepared	Date Analyzed	LCS/LCSD Batch Number
099-12-025-90	Solid	GC 43	12/18/07	12/18/07	071218B02

<u>Parameter</u>	<u>LCS %REC</u>	<u>LCSD %REC</u>	<u>%REC CL</u>	<u>RPD</u>	<u>RPD CL</u>	<u>Qualifiers</u>
Diesel Range Organics	115	115	75-123	0	0-12	

RPD - Relative Percent Difference , CL - Control Limit



Quality Control - LCS/LCS Duplicate



Conestoga-Rovers & Associates
19449 Riverside Drive, Suite 230
Sonoma, CA 95476-6955

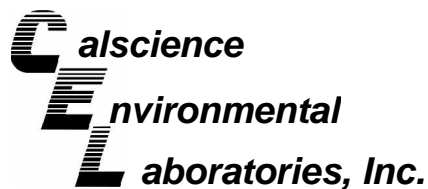
Date Received: N/A
Work Order No: 07-12-1504
Preparation: EPA 3550B
Method: EPA 8015B (M)

Project: 461 8th Street, Oakland, CA

Quality Control Sample ID	Matrix	Instrument	Date Prepared	Date Analyzed	LCS/LCSD Batch Number
099-12-254-342	Solid	GC 43	12/18/07	12/18/07	071218B03

<u>Parameter</u>	<u>LCS %REC</u>	<u>LCSD %REC</u>	<u>%REC CL</u>	<u>RPD</u>	<u>RPD CL</u>	<u>Qualifiers</u>
TPH as Motor Oil	92	97	75-123	5	0-12	

RPD - Relative Percent Difference , CL - Control Limit



Quality Control - LCS/LCS Duplicate



Conestoga-Rovers & Associates
19449 Riverside Drive, Suite 230
Sonoma, CA 95476-6955

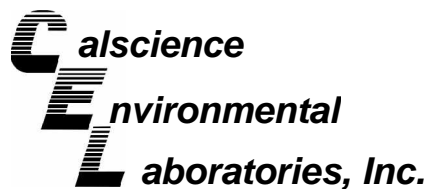
Date Received: N/A
Work Order No: 07-12-1504
Preparation: EPA 5030B
Method: EPA 8015B (M)

Project: 461 8th Street, Oakland, CA

Quality Control Sample ID	Matrix	Instrument	Date Prepared	Date Analyzed	LCS/LCSD Batch Number
099-12-279-1,389	Solid	GC 22	12/18/07	12/18/07	071218B02

<u>Parameter</u>	<u>LCS %REC</u>	<u>LCSD %REC</u>	<u>%REC CL</u>	<u>RPD</u>	<u>RPD CL</u>	<u>Qualifiers</u>
TPH as Gasoline	101	101	70-124	0	0-18	

RPD - Relative Percent Difference , CL - Control Limit



Quality Control - LCS/LCS Duplicate



Conestoga-Rovers & Associates
19449 Riverside Drive, Suite 230
Sonoma, CA 95476-6955

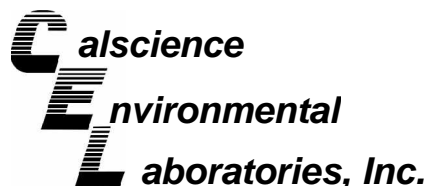
Date Received: N/A
Work Order No: 07-12-1504
Preparation: EPA 7471A Total
Method: EPA 7471A

Project: 461 8th Street, Oakland, CA

Quality Control Sample ID	Matrix	Instrument	Date Prepared	Date Analyzed	LCS/LCSD Batch Number
099-04-007-5,195	Solid	Mercury	12/18/07	12/18/07	071218L02

<u>Parameter</u>	<u>LCS %REC</u>	<u>LCSD %REC</u>	<u>%REC CL</u>	<u>RPD</u>	<u>RPD CL</u>	<u>Qualifiers</u>
Mercury	103	104	87-117	0	0-3	

RPD - Relative Percent Difference , CL - Control Limit



Quality Control - LCS/LCS Duplicate



Conestoga-Rovers & Associates
19449 Riverside Drive, Suite 230
Sonoma, CA 95476-6955

Date Received: N/A
Work Order No: 07-12-1504
Preparation: EPA 5030B
Method: EPA 8260B

Project: 461 8th Street, Oakland, CA

Quality Control Sample ID	Matrix	Instrument	Date Prepared	Date Analyzed	LCS/LCSD Batch Number
099-10-005-15,215	Solid	GC/MS S	12/19/07	12/19/07	071219L02

Parameter	LCS %REC	LCSD %REC	%REC CL	RPD	RPD CL	Qualifiers
Benzene	87	88	84-114	1	0-7	
Carbon Tetrachloride	100	98	66-132	3	0-12	
Chlorobenzene	98	97	87-111	0	0-7	
1,2-Dibromoethane	97	100	80-120	3	0-20	
1,2-Dichlorobenzene	96	94	79-115	2	0-8	
1,1-Dichloroethene	91	89	73-121	2	0-12	
Ethylbenzene	99	100	80-120	1	0-20	
Toluene	90	91	78-114	1	0-7	
Trichloroethene	93	96	84-114	3	0-8	
Vinyl Chloride	70	68	63-129	4	0-15	
Methyl-t-Butyl Ether (MTBE)	88	92	77-125	4	0-11	
Tert-Butyl Alcohol (TBA)	83	85	47-137	3	0-27	
Diisopropyl Ether (DIPE)	85	85	76-130	0	0-8	
Ethyl-t-Butyl Ether (ETBE)	89	89	76-124	0	0-12	
Tert-Amyl-Methyl Ether (TAME)	95	97	82-118	2	0-11	
Ethanol	81	76	59-131	7	0-21	

RPD - Relative Percent Difference , CL - Control Limit

Work Order Number: 07-12-1504

<u>Qualifier</u>	<u>Definition</u>
*	See applicable analysis comment.
1	Surrogate compound recovery was out of control due to a required sample dilution, therefore, the sample data was reported without further clarification.
2	Surrogate compound recovery was out of control due to matrix interference. The associated method blank surrogate spike compound was in control and, therefore, the sample data was reported without further clarification.
3	Recovery of the Matrix Spike (MS) or Matrix Spike Duplicate (MSD) compound was out of control due to matrix interference. The associated LCS and/or LCSD was in control and, therefore, the sample data was reported without further clarification.
4	The MS/MSD RPD was out of control due to matrix interference. The LCS/LCSD RPD was in control and, therefore, the sample data was reported without further clarification.
5	The PDS/PDSD associated with this batch of samples was out of control due to a matrix interference effect. The associated batch LCS/LCSD was in control and, hence, the associated sample data was reported with no further corrective action required.
A	Result is the average of all dilutions, as defined by the method.
B	Analyte was present in the associated method blank.
C	Analyte presence was not confirmed on primary column.
E	Concentration exceeds the calibration range.
H	Sample received and/or analyzed past the recommended holding time.
J	Analyte was detected at a concentration below the reporting limit and above the laboratory method detection limit. Reported value is estimated.
N	Nontarget Analyte.
ND	Parameter not detected at the indicated reporting limit.
Q	Spike recovery and RPD control limits do not apply resulting from the parameter concentration in the sample exceeding the spike concentration by a factor of four or greater.
U	Undetected at the laboratory method detection limit.
X	% Recovery and/or RPD out-of-range.
Z	Analyte presence was not confirmed by second column or GC/MS analysis.



LAB:

- TA - Irvine, California
- TA - Morgan Hill, California
- TA - Sacramento, California
- TA - Nashville, Tennessee
- Calscience
- Other _____



SHELL Chain Of Custody Record

NAME OF PERSON TO BILL: Denis Brown				INCIDENT # (ES ONLY)							
				<input type="checkbox"/> CHECK BOX TO VERIFY IF NO INCIDENT # APPLIES	9	7	0	9	3	3	9
<input checked="" type="checkbox"/> ENVIRONMENTAL SERVICES		<input type="checkbox"/> NETWORK DEV / FE		<input type="checkbox"/> BILL CONSULTANT		<input type="checkbox"/> COMPLIANCE		<input type="checkbox"/> RMT/CRMT		DATE: 12/13/07 PAGE: 1 of 1	
PO #				SAP or CRMT #							

SAMPLING COMPANY: Conestoga-Rovers & Associates (CRA)		LOG CODE: 0216 CRAW	SITE ADDRESS: Street and City 461 8th St, Oakland, CA		State	GLOBAL ID NO.: T0600101263		
ADDRESS: 19449 Riverside Drive, Suite 230, Sonoma, CA 95476			E-MAIL: sonomaedf@croworld.com		PHONE NO.: 707-935-4850		CONSULTANT PROJECT NO.: 241501-009	
PROJECT CONTACT (Hardcopy or PDF Report to): Ana Friel			SAMPLER NAME(S) (Print): Lauren Goldfinch		LAB USE ONLY 12-1504			
TELEPHONE: 707-268-3812	FAX: 707-268-8180	E-MAIL: afriel@croworld.com						

TAT (STD IS 10 BUSINESS DAYS / RUSH IS CALENDAR DAYS): RESULTS NEEDED ON WEEKEND

STD
 5 DAY
 3 DAY
 2 DAY
 24 HOURS

LA - RWQCB REPORT FORMAT
 UST AGENCY: _____

SPECIAL INSTRUCTIONS OR NOTES:

- EDD NOT NEEDED
- SHELL CONTRACT RATE APPLIES
- STATE REIMB RATE APPLIES
- RECEIPT VERIFICATION REQUESTED

cc: Phil Sellers, psellers@croworld.com


Call composite sample ID and field point name: SP-1

REQUESTED ANALYSIS

LAB USE ONLY	Field Sample Identification	SAMPLING		MATRIX	NO. OF CONT.	TPHmo (8015M)	TPH - Extractable (8015M)	TPH - Purgeable (8260B)	BTEX (8260B)	5 Oxygenates (8260B) (MTBE, TBA, DIPE, TAME, ETBE)	MTBE (8260B)	TBA (8260B)	DIPE (8260B)	TAME (8260B)	ETBE (8260B)	1,2 DCA (8260B)	EDB (8260B)	Ethanol (8260B)	Methanol (8015M)	VOCs by 8260B	Semi-Volatiles by 8270C	Lead	LUFT5	CAM17	TEMPERATURE ON RECEIPT C°	FIELD NOTES: Container/Preservative or PID Readings or Laboratory Notes
		DATE	TIME																							
	1 SP-1A	12/13/07	14:00	SO	1	X	X	X	X															X		Please call
	2 SP-1B	↓	↓	SO	1	X	X	X	X															X		composite
	3 SP-1C	↓	↓	SO	1	X	X	X	X															X		sample
	4 SP-1D	↓	↓	SO	1	X	X	X	X															X		SP-1

Relinquished by: (Signature) <i>[Signature]</i>	Received by: (Signature) <i>[Signature]</i>	Date: 12/13/07	Time: 16:15
Relinquished by: (Signature) <i>[Signature]</i>	Received by: (Signature) <i>[Signature]</i>	Date: 12/17/07	Time: 10:12
Relinquished by: (Signature) <i>[Signature]</i>	Received by: (Signature) <i>[Signature]</i>	Date: 12/18/07	Time: 10:30

05/02/06 Revision



WORK ORDER #: 07-12-1504

Cooler 1 of 1

SAMPLE RECEIPT FORM

CLIENT: CRA

DATE: 12/18/07

TEMPERATURE - SAMPLES RECEIVED BY:

CALSCIENCE COURIER:

- Chilled, cooler with temperature blank provided.
Chilled, cooler without temperature blank.
Chilled and placed in cooler with wet ice.
Ambient and placed in cooler with wet ice.
Ambient temperature.
°C Temperature blank.

LABORATORY (Other than CalScience Courier):

- 3.6 °C Temperature blank.
°C IR thermometer.
Ambient temperature.

Initial: JP

CUSTODY SEAL INTACT:

Sample(s): Cooler: No (Not Intact): Not Present: [checked]

Initial: JP

SAMPLE CONDITION:

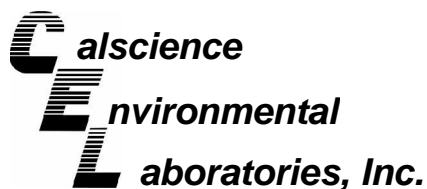
Table with 4 columns: Description, Yes, No, N/A. Rows include Chain-Of-Custody document(s), Sampler's name, Sample container label(s), Sample container(s) intact, Correct containers and volume, Proper preservation, VOA vial(s) free of headspace, Tedlar bag(s) free of condensation.

Initial: JP

COMMENTS:

Blank lines for handwritten comments.

Attachment E
Certified Analytical Reports



December 18, 2007

Ana Friel
Conestoga-Rovers & Associates
19449 Riverside Drive, Suite 230
Sonoma, CA 95476-6955

Subject: **CalScience Work Order No.: 07-12-0959**
Client Reference: 461 8th Street, Oakland, CA

Dear Client:

Enclosed is an analytical report for the above-referenced project. The samples included in this report were received 12/12/2007 and analyzed in accordance with the attached chain-of-custody.

Unless otherwise noted, all analytical testing was accomplished in accordance with the guidelines established in our Quality Systems Manual, applicable standard operating procedures, and other related documentation. The original report of subcontracted analysis, if any, is provided herein, and follows the standard CalScience data package. The results in this analytical report are limited to the samples tested and any reproduction thereof must be made in its entirety.

If you have any questions regarding this report, please do not hesitate to contact the undersigned.

Sincerely,

A handwritten signature in black ink, appearing to read 'Danielle Gonsman', with a long horizontal flourish extending to the right.

CalScience Environmental
Laboratories, Inc.
Danielle Gonsman
Project Manager



EPA TO-15 Tentatively Identified Compound (TIC)

Isobutane
(CAS Number 75-28-5)

Butane
(CAS Number 106-97-8)

Propane
(CAS Number 74-98-6)

<u>Client Sample ID:</u>	<u>Estimated Conc. (ug/m3) / Retention Time (min)</u>		<u>Estimated Conc. (ug/m3) / Retention Time (min)</u>		<u>Estimated Conc. (ug/m3) / Retention Time (min)</u>	
VP-2-9.5	285	4.31	ND	NA	ND	NA
VP-2-5	17.4	4.30	ND	NA	ND	NA
VP-2-5 DUP	23.1	4.30	ND	NA	ND	NA
VP-3-9.5	348	4.33	ND	NA	ND	NA
VP-3-5	29.7	4.33	9.75	4.62	ND	NA
VP-4-9.5	ND	NA	ND	NA	ND	NA
VP-4-5	ND	NA	6.89	5.82	ND	NA
VP-1-9.5	ND	NA	17.6	4.66	ND	NA
VP-1-5	ND	NA	ND	NA	ND	NA
Trip Blank	ND	NA	ND	NA	1.26	5.15



Analytical Report



Conestoga-Rovers & Associates
19449 Riverside Drive, Suite 230
Sonoma, CA 95476-6955

Date Received: 12/12/07
Work Order No: 07-12-0959
Preparation: N/A
Method: ASTM D-1946
Units: %v

Project: 461 8th Street, Oakland, CA

Page 1 of 2

Client Sample Number	Lab Sample Number	Date Collected	Matrix	Instrument	Date Prepared	Date Analyzed	QC Batch ID
VP-2-9.5	07-12-0959-1-A	12/11/07	Air	GC 34	N/A	12/17/07	071217L01

Parameter	Result	RL	DF	Qual	Parameter	Result	RL	DF	Qual
Methane	ND	0.785	1.57		Oxygen + Argon	21.4	0.785	1.57	
Carbon Dioxide	ND	0.785	1.57						

VP-2-5	07-12-0959-2-A	12/11/07	Air	GC 34	N/A	12/17/07	071217L01
--------	----------------	----------	-----	-------	-----	----------	-----------

Parameter	Result	RL	DF	Qual	Parameter	Result	RL	DF	Qual
Methane	ND	0.850	1.7		Oxygen + Argon	20.8	0.850	1.7	
Carbon Dioxide	ND	0.850	1.7						

VP-2-5 DUP	07-12-0959-3-A	12/11/07	Air	GC 34	N/A	12/17/07	071217L01
------------	----------------	----------	-----	-------	-----	----------	-----------

Parameter	Result	RL	DF	Qual	Parameter	Result	RL	DF	Qual
Methane	ND	0.835	1.67		Oxygen + Argon	20.8	0.835	1.67	
Carbon Dioxide	ND	0.835	1.67						

VP-3-9.5	07-12-0959-4-A	12/11/07	Air	GC 34	N/A	12/17/07	071217L01
----------	----------------	----------	-----	-------	-----	----------	-----------

Parameter	Result	RL	DF	Qual	Parameter	Result	RL	DF	Qual
Methane	ND	0.795	1.59		Oxygen + Argon	21.4	0.795	1.59	
Carbon Dioxide	ND	0.795	1.59						

VP-3-5	07-12-0959-5-A	12/11/07	Air	GC 34	N/A	12/17/07	071217L01
--------	----------------	----------	-----	-------	-----	----------	-----------

Parameter	Result	RL	DF	Qual	Parameter	Result	RL	DF	Qual
Methane	ND	0.760	1.52		Oxygen + Argon	21.5	0.760	1.52	
Carbon Dioxide	ND	0.760	1.52						

VP-4-9.5	07-12-0959-6-A	12/11/07	Air	GC 34	N/A	12/17/07	071217L01
----------	----------------	----------	-----	-------	-----	----------	-----------

Parameter	Result	RL	DF	Qual	Parameter	Result	RL	DF	Qual
Methane	ND	0.700	1.4		Oxygen + Argon	21.5	0.700	1.4	
Carbon Dioxide	ND	0.700	1.4						


VP-4-5	07-12-0959-7-A	12/11/07	Air	GC 34	N/A	12/17/07	071217L01
--------	----------------	----------	-----	-------	-----	----------	-----------

Parameter	Result	RL	DF	Qual	Parameter	Result	RL	DF	Qual
Methane	ND	0.800	1.6		Oxygen + Argon	21.3	0.800	1.6	
Carbon Dioxide	ND	0.800	1.6						

VP-1-9.5	07-12-0959-8-A	12/11/07	Air	GC 34	N/A	12/17/07	071217L01
----------	----------------	----------	-----	-------	-----	----------	-----------

Parameter	Result	RL	DF	Qual	Parameter	Result	RL	DF	Qual
Methane	ND	0.840	1.68		Oxygen + Argon	21.6	0.840	1.68	
Carbon Dioxide	ND	0.840	1.68						

RL - Reporting Limit , DF - Dilution Factor , Qual - Qualifiers



Analytical Report



Conestoga-Rovers & Associates
 19449 Riverside Drive, Suite 230
 Sonoma, CA 95476-6955

Date Received: 12/12/07
 Work Order No: 07-12-0959
 Preparation: N/A
 Method: ASTM D-1946
 Units: %v

Project: 461 8th Street, Oakland, CA

Page 2 of 2

Client Sample Number	Lab Sample Number	Date Collected	Matrix	Instrument	Date Prepared	Date Analyzed	QC Batch ID
VP-1-5	07-12-0959-9-A	12/11/07	Air	GC 34	N/A	12/17/07	071217L01

Parameter	Result	RL	DF	Qual	Parameter	Result	RL	DF	Qual
Methane	ND	0.840	1.68		Oxygen + Argon	21.4	0.840	1.68	
Carbon Dioxide	ND	0.840	1.68						

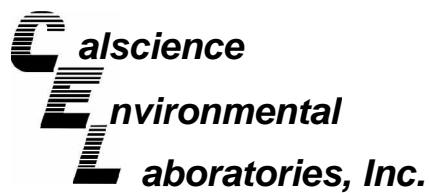
Trip Blank	07-12-0959-10-A	12/11/07	Air	GC 34	N/A	12/17/07	071217L01
-------------------	------------------------	-----------------	------------	--------------	------------	-----------------	------------------

Parameter	Result	RL	DF	Qual	Parameter	Result	RL	DF	Qual
Methane	ND	0.500	1		Oxygen + Argon	0.559	0.500	1	
Carbon Dioxide	ND	0.500	1						

Method Blank	099-03-002-425	N/A	Air	GC 34	N/A	12/17/07	071217L01
---------------------	-----------------------	------------	------------	--------------	------------	-----------------	------------------

Parameter	Result	RL	DF	Qual	Parameter	Result	RL	DF	Qual
Methane	ND	0.500	1		Oxygen + Argon	ND	0.500	1	
Carbon Dioxide	ND	0.500	1		Nitrogen	ND	0.500	1	
Carbon Monoxide	ND	0.500	1						

RL - Reporting Limit , DF - Dilution Factor , Qual - Qualifiers



Analytical Report



Conestoga-Rovers & Associates
19449 Riverside Drive, Suite 230
Sonoma, CA 95476-6955

Date Received: 12/12/07
Work Order No: 07-12-0959
Preparation: N/A
Method: EPA TO-3 (M)

Project: 461 8th Street, Oakland, CA

Page 1 of 2

Client Sample Number	Lab Sample Number	Date Collected	Matrix	Instrument	Date Prepared	Date Analyzed	QC Batch ID
VP-2-9.5	07-12-0959-1-A	12/11/07	Air	GC 13	N/A	12/16/07	071216L01

Parameter	Result	RL	DF	Qual	Units
TPH as Gasoline	ND	18000	1.57		ug/m3

VP-2-5	07-12-0959-2-A	12/11/07	Air	GC 13	N/A	12/16/07	071216L01
--------	----------------	----------	-----	-------	-----	----------	-----------

Parameter	Result	RL	DF	Qual	Units
TPH as Gasoline	ND	20000	1.7		ug/m3

VP-2-5 DUP	07-12-0959-3-A	12/11/07	Air	GC 13	N/A	12/16/07	071216L01
------------	----------------	----------	-----	-------	-----	----------	-----------

Parameter	Result	RL	DF	Qual	Units
TPH as Gasoline	ND	19000	1.67		ug/m3

VP-3-9.5	07-12-0959-4-A	12/11/07	Air	GC 13	N/A	12/16/07	071216L01
----------	----------------	----------	-----	-------	-----	----------	-----------

Parameter	Result	RL	DF	Qual	Units
TPH as Gasoline	ND	18000	1.59		ug/m3

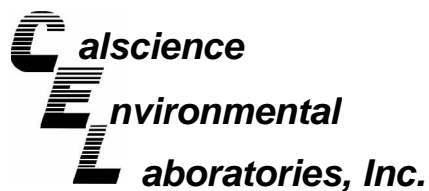
VP-3-5	07-12-0959-5-A	12/11/07	Air	GC 13	N/A	12/16/07	071216L01
--------	----------------	----------	-----	-------	-----	----------	-----------

Parameter	Result	RL	DF	Qual	Units
TPH as Gasoline	ND	17000	1.52		ug/m3

VP-4-9.5	07-12-0959-6-A	12/11/07	Air	GC 13	N/A	12/16/07	071216L01
----------	----------------	----------	-----	-------	-----	----------	-----------

Parameter	Result	RL	DF	Qual	Units
TPH as Gasoline	ND	16000	1.4		ug/m3

RL - Reporting Limit , DF - Dilution Factor , Qual - Qualifiers



Analytical Report



Conestoga-Rovers & Associates
19449 Riverside Drive, Suite 230
Sonoma, CA 95476-6955

Date Received: 12/12/07
Work Order No: 07-12-0959
Preparation: N/A
Method: EPA TO-3 (M)

Project: 461 8th Street, Oakland, CA

Page 2 of 2

Client Sample Number	Lab Sample Number	Date Collected	Matrix	Instrument	Date Prepared	Date Analyzed	QC Batch ID
VP-4-5	07-12-0959-7-A	12/11/07	Air	GC 13	N/A	12/16/07	071216L01

Parameter	Result	RL	DF	Qual	Units
TPH as Gasoline	ND	18000	1.6		ug/m3

VP-1-9.5	07-12-0959-8-A	12/11/07	Air	GC 13	N/A	12/16/07	071216L01
----------	----------------	----------	-----	-------	-----	----------	-----------

Parameter	Result	RL	DF	Qual	Units
TPH as Gasoline	160000	19000	1.68		ug/m3

VP-1-5	07-12-0959-9-A	12/11/07	Air	GC 13	N/A	12/16/07	071216L01
--------	----------------	----------	-----	-------	-----	----------	-----------

Parameter	Result	RL	DF	Qual	Units
TPH as Gasoline	ND	19000	1.68		ug/m3

Trip Blank	07-12-0959-10-A	12/11/07	Air	GC 13	N/A	12/16/07	071216L01
------------	-----------------	----------	-----	-------	-----	----------	-----------

Parameter	Result	RL	DF	Qual	Units
TPH as Gasoline	ND	240000	21		ug/m3

Method Blank	098-01-005-1,113	N/A	Air	GC 13	N/A	12/16/07	071216L01
--------------	------------------	-----	-----	-------	-----	----------	-----------

Parameter	Result	RL	DF	Qual	Units
TPH as Gasoline	ND	11000	1		ug/m3

RL - Reporting Limit , DF - Dilution Factor , Qual - Qualifiers

Analytical Report



Conestoga-Rovers & Associates
19449 Riverside Drive, Suite 230
Sonoma, CA 95476-6955

Date Received: 12/12/07
Work Order No: 07-12-0959
Preparation: N/A
Method: EPA TO-15M
Units: ug/m3

Project: 461 8th Street, Oakland, CA

Page 1 of 4

Client Sample Number	Lab Sample Number	Date Collected	Matrix	Instrument	Date Prepared	Date Analyzed	QC Batch ID
VP-2-9.5	07-12-0959-1-A	12/11/07	Air	GC/MS V	N/A	12/17/07	071217L01

Parameter	Result	RL	DF	Qual	Parameter	Result	RL	DF	Qual
Benzene	ND	2.5	1.57		p/m-Xylene	ND	14	1.57	
Toluene	14	3.0	1.57		o-Xylene	5.2	3.4	1.57	
Ethylbenzene	ND	3.4	1.57						
<u>Surrogates:</u>	<u>REC (%)</u>	<u>Control Limits</u>		<u>Qual</u>	<u>Surrogates:</u>	<u>REC (%)</u>	<u>Control Limits</u>		<u>Qual</u>
1,4-Bromofluorobenzene	101	57-129			1,2-Dichloroethane-d4	115	47-137		
Toluene-d8	105	78-156							

Client Sample Number	Lab Sample Number	Date Collected	Matrix	Instrument	Date Prepared	Date Analyzed	QC Batch ID
VP-2-5	07-12-0959-2-A	12/11/07	Air	GC/MS V	N/A	12/17/07	071217L01

Parameter	Result	RL	DF	Qual	Parameter	Result	RL	DF	Qual
Benzene	ND	2.7	1.7		p/m-Xylene	ND	15	1.7	
Toluene	6.4	3.2	1.7		o-Xylene	ND	3.7	1.7	
Ethylbenzene	ND	3.7	1.7						
<u>Surrogates:</u>	<u>REC (%)</u>	<u>Control Limits</u>		<u>Qual</u>	<u>Surrogates:</u>	<u>REC (%)</u>	<u>Control Limits</u>		<u>Qual</u>
1,4-Bromofluorobenzene	106	57-129			1,2-Dichloroethane-d4	110	47-137		
Toluene-d8	98	78-156							


Client Sample Number	Lab Sample Number	Date Collected	Matrix	Instrument	Date Prepared	Date Analyzed	QC Batch ID
VP-2-5 DUP	07-12-0959-3-A	12/11/07	Air	GC/MS V	N/A	12/17/07	071217L01

Parameter	Result	RL	DF	Qual	Parameter	Result	RL	DF	Qual
Benzene	ND	2.7	1.67		p/m-Xylene	ND	15	1.67	
Toluene	6.4	3.1	1.67		o-Xylene	ND	3.6	1.67	
Ethylbenzene	ND	3.6	1.67						
<u>Surrogates:</u>	<u>REC (%)</u>	<u>Control Limits</u>		<u>Qual</u>	<u>Surrogates:</u>	<u>REC (%)</u>	<u>Control Limits</u>		<u>Qual</u>
1,4-Bromofluorobenzene	96	57-129			1,2-Dichloroethane-d4	109	47-137		
Toluene-d8	99	78-156							

Client Sample Number	Lab Sample Number	Date Collected	Matrix	Instrument	Date Prepared	Date Analyzed	QC Batch ID
VP-3-9.5	07-12-0959-4-A	12/11/07	Air	GC/MS DD	N/A	12/16/07	071216L01

Parameter	Result	RL	DF	Qual	Parameter	Result	RL	DF	Qual
Benzene	4.8	2.5	1.59		p/m-Xylene	30	14	1.59	
Toluene	20	3.0	1.59		o-Xylene	6.0	3.5	1.59	
Ethylbenzene	4.0	3.5	1.59						
<u>Surrogates:</u>	<u>REC (%)</u>	<u>Control Limits</u>		<u>Qual</u>	<u>Surrogates:</u>	<u>REC (%)</u>	<u>Control Limits</u>		<u>Qual</u>
1,4-Bromofluorobenzene	101	57-129			1,2-Dichloroethane-d4	99	47-137		
Toluene-d8	98	78-156							

RL - Reporting Limit , DF - Dilution Factor , Qual - Qualifiers



Analytical Report



Conestoga-Rovers & Associates
19449 Riverside Drive, Suite 230
Sonoma, CA 95476-6955

Date Received: 12/12/07
Work Order No: 07-12-0959
Preparation: N/A
Method: EPA TO-15M
Units: ug/m3

Project: 461 8th Street, Oakland, CA

Page 2 of 4

Client Sample Number	Lab Sample Number	Date Collected	Matrix	Instrument	Date Prepared	Date Analyzed	QC Batch ID
VP-3-5	07-12-0959-5-A	12/11/07	Air	GC/MS DD	N/A	12/16/07	071216L01

Parameter	Result	RL	DF	Qual	Parameter	Result	RL	DF	Qual
Benzene	ND	2.4	1.52		p/m-Xylene	ND	13	1.52	
Toluene	5.2	2.9	1.52		o-Xylene	ND	3.3	1.52	
Ethylbenzene	ND	3.3	1.52						
<u>Surrogates:</u>	<u>REC (%)</u>	<u>Control Limits</u>		<u>Qual</u>	<u>Surrogates:</u>	<u>REC (%)</u>	<u>Control Limits</u>		<u>Qual</u>
1,4-Bromofluorobenzene	101	57-129			1,2-Dichloroethane-d4	102	47-137		
Toluene-d8	97	78-156							

Client Sample Number	Lab Sample Number	Date Collected	Matrix	Instrument	Date Prepared	Date Analyzed	QC Batch ID
VP-4-9.5	07-12-0959-6-A	12/11/07	Air	GC/MS DD	N/A	12/17/07	071216L01

Parameter	Result	RL	DF	Qual	Parameter	Result	RL	DF	Qual
Benzene	ND	2.2	1.4		p/m-Xylene	32	12	1.4	
Toluene	79	2.6	1.4		o-Xylene	8.4	3.0	1.4	
Ethylbenzene	4.3	3.0	1.4						
<u>Surrogates:</u>	<u>REC (%)</u>	<u>Control Limits</u>		<u>Qual</u>	<u>Surrogates:</u>	<u>REC (%)</u>	<u>Control Limits</u>		<u>Qual</u>
1,4-Bromofluorobenzene	103	57-129			1,2-Dichloroethane-d4	104	47-137		
Toluene-d8	98	78-156							


Client Sample Number	Lab Sample Number	Date Collected	Matrix	Instrument	Date Prepared	Date Analyzed	QC Batch ID
VP-4-5	07-12-0959-7-A	12/11/07	Air	GC/MS NN	N/A	12/17/07	071216L01

Parameter	Result	RL	DF	Qual	Parameter	Result	RL	DF	Qual
Benzene	ND	2.6	1.6		p/m-Xylene	14	14	1.6	
Toluene	35	3.0	1.6		o-Xylene	ND	3.5	1.6	
Ethylbenzene	ND	3.5	1.6						
<u>Surrogates:</u>	<u>REC (%)</u>	<u>Control Limits</u>		<u>Qual</u>	<u>Surrogates:</u>	<u>REC (%)</u>	<u>Control Limits</u>		<u>Qual</u>
1,4-Bromofluorobenzene	91	57-129			1,2-Dichloroethane-d4	84	47-137		
Toluene-d8	95	78-156							

Client Sample Number	Lab Sample Number	Date Collected	Matrix	Instrument	Date Prepared	Date Analyzed	QC Batch ID
VP-1-9.5	07-12-0959-8-A	12/11/07	Air	GC/MS V	N/A	12/17/07	071217L01

Parameter	Result	RL	DF	Qual	Parameter	Result	RL	DF	Qual
Benzene	9600	110	67.2		p/m-Xylene	11000	580	67.2	
Toluene	4400	130	67.2		o-Xylene	1700	150	67.2	
Ethylbenzene	1200	150	67.2						
<u>Surrogates:</u>	<u>REC (%)</u>	<u>Control Limits</u>		<u>Qual</u>	<u>Surrogates:</u>	<u>REC (%)</u>	<u>Control Limits</u>		<u>Qual</u>
1,4-Bromofluorobenzene	96	57-129			1,2-Dichloroethane-d4	116	47-137		
Toluene-d8	101	78-156							

RL - Reporting Limit , DF - Dilution Factor , Qual - Qualifiers



Analytical Report



Conestoga-Rovers & Associates
19449 Riverside Drive, Suite 230
Sonoma, CA 95476-6955

Date Received: 12/12/07
Work Order No: 07-12-0959
Preparation: N/A
Method: EPA TO-15M
Units: ug/m3

Project: 461 8th Street, Oakland, CA

Page 3 of 4

Client Sample Number	Lab Sample Number	Date Collected	Matrix	Instrument	Date Prepared	Date Analyzed	QC Batch ID
VP-1-5	07-12-0959-9-A	12/11/07	Air	GC/MS NN	N/A	12/17/07	071216L01

Parameter	Result	RL	DF	Qual	Parameter	Result	RL	DF	Qual
Benzene	170	2.7	1.68		p/m-Xylene	520	15	1.68	
Toluene	150	3.2	1.68		o-Xylene	93	3.6	1.68	
Ethylbenzene	56	3.6	1.68						
<u>Surrogates:</u>	<u>REC (%)</u>	<u>Control Limits</u>		<u>Qual</u>	<u>Surrogates:</u>	<u>REC (%)</u>	<u>Control Limits</u>		<u>Qual</u>
1,4-Bromofluorobenzene	93	57-129			1,2-Dichloroethane-d4	84	47-137		
Toluene-d8	96	78-156							

Trip Blank	07-12-0959-10-A	12/11/07	Air	GC/MS NN	N/A	12/17/07	071216L01
------------	-----------------	----------	-----	----------	-----	----------	-----------

Parameter	Result	RL	DF	Qual	Parameter	Result	RL	DF	Qual
Benzene	ND	33	20.9		p/m-Xylene	ND	180	20.9	
Toluene	ND	39	20.9		o-Xylene	ND	45	20.9	
Ethylbenzene	ND	45	20.9						
<u>Surrogates:</u>	<u>REC (%)</u>	<u>Control Limits</u>		<u>Qual</u>	<u>Surrogates:</u>	<u>REC (%)</u>	<u>Control Limits</u>		<u>Qual</u>
1,4-Bromofluorobenzene	90	57-129			1,2-Dichloroethane-d4	83	47-137		
Toluene-d8	93	78-156							


Method Blank	097-09-002-6,617	N/A	Air	GC/MS NN	N/A	12/16/07	071216L01
--------------	------------------	-----	-----	----------	-----	----------	-----------

Parameter	Result	RL	DF	Qual	Parameter	Result	RL	DF	Qual
Benzene	ND	1.6	1		p/m-Xylene	ND	8.7	1	
Toluene	ND	1.9	1		o-Xylene	ND	2.2	1	
Ethylbenzene	ND	2.2	1						
<u>Surrogates:</u>	<u>REC (%)</u>	<u>Control Limits</u>		<u>Qual</u>	<u>Surrogates:</u>	<u>REC (%)</u>	<u>Control Limits</u>		<u>Qual</u>
1,4-Bromofluorobenzene	92	57-129			1,2-Dichloroethane-d4	88	47-137		
Toluene-d8	98	78-156							

Method Blank	097-09-002-6,618	N/A	Air	GC/MS V	N/A	12/17/07	071217L01
--------------	------------------	-----	-----	---------	-----	----------	-----------

Parameter	Result	RL	DF	Qual	Parameter	Result	RL	DF	Qual
Benzene	ND	1.6	1		p/m-Xylene	ND	8.7	1	
Toluene	ND	1.9	1		o-Xylene	ND	2.2	1	
Ethylbenzene	ND	2.2	1						
<u>Surrogates:</u>	<u>REC (%)</u>	<u>Control Limits</u>		<u>Qual</u>	<u>Surrogates:</u>	<u>REC (%)</u>	<u>Control Limits</u>		<u>Qual</u>
1,4-Bromofluorobenzene	103	57-129			1,2-Dichloroethane-d4	112	47-137		
Toluene-d8	100	78-156							

RL - Reporting Limit , DF - Dilution Factor , Qual - Qualifiers



Analytical Report



Conestoga-Rovers & Associates
 19449 Riverside Drive, Suite 230
 Sonoma, CA 95476-6955

Date Received: 12/12/07
 Work Order No: 07-12-0959
 Preparation: N/A
 Method: EPA TO-15M
 Units: ug/m3

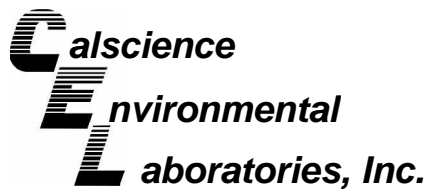
Project: 461 8th Street, Oakland, CA

Page 4 of 4

Client Sample Number	Lab Sample Number	Date Collected	Matrix	Instrument	Date Prepared	Date Analyzed	QC Batch ID
Method Blank	097-09-002-6,619	N/A	Air	GC/MS DD	N/A	12/16/07	071216L01

Parameter	Result	RL	DF	Qual	Parameter	Result	RL	DF	Qual
Benzene	ND	1.6	1		p/m-Xylene	ND	8.7	1	
Toluene	ND	1.9	1		o-Xylene	ND	2.2	1	
Ethylbenzene	ND	2.2	1						
<u>Surrogates:</u>	<u>REC (%)</u>	<u>Control Limits</u>		<u>Qual</u>	<u>Surrogates:</u>	<u>REC (%)</u>	<u>Control Limits</u>		<u>Qual</u>
1,4-Bromofluorobenzene	101	57-129			1,2-Dichloroethane-d4	101	47-137		
Toluene-d8	95	78-156							

RL - Reporting Limit , DF - Dilution Factor , Qual - Qualifiers



Quality Control - Duplicate



Conestoga-Rovers & Associates
19449 Riverside Drive, Suite 230
Sonoma, CA 95476-6955

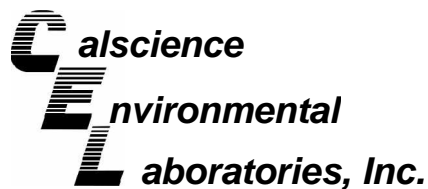
Date Received: 12/12/07
Work Order No: 07-12-0959
Preparation: N/A
Method: EPA TO-3 (M)

Project: 461 8th Street, Oakland, CA

Quality Control Sample ID	Matrix	Instrument	Date Prepared:	Date Analyzed:	Duplicate Batch Number
07-12-1363-1	Air	GC 13	N/A	12/16/07	071216D01

<u>Parameter</u>	<u>Sample Conc.</u>	<u>DUP Conc</u>	<u>RPD</u>	<u>RPD CL</u>	<u>Qualifiers</u>
TPH as Gasoline	1400000	1400000	0	0-20	

RPD - Relative Percent Difference , CL - Control Limit



Quality Control - LCS/LCS Duplicate



Conestoga-Rovers & Associates
19449 Riverside Drive, Suite 230
Sonoma, CA 95476-6955

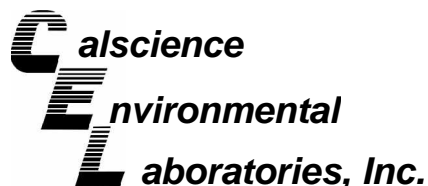
Date Received: N/A
Work Order No: 07-12-0959
Preparation: N/A
Method: ASTM D-1946

Project: 461 8th Street, Oakland, CA

Quality Control Sample ID	Matrix	Instrument	Date Prepared	Date Analyzed	LCS/LCSD Batch Number
099-03-002-425	Air	GC 34	N/A	12/17/07	071217L01

<u>Parameter</u>	<u>LCS Conc</u>	<u>LCSD Conc</u>	<u>RPD</u>	<u>RPD CL</u>	<u>Qualifiers</u>
Carbon Dioxide	5.248	5.242	0	0-30	
Oxygen + Argon	21.00	20.97	0	0-30	
Nitrogen	78.55	78.45	0	0-30	

RPD - Relative Percent Difference , CL - Control Limit



Quality Control - LCS/LCS Duplicate



Conestoga-Rovers & Associates
19449 Riverside Drive, Suite 230
Sonoma, CA 95476-6955

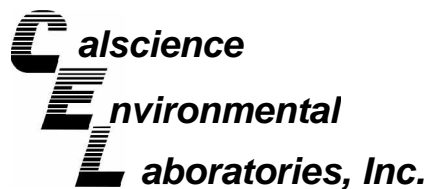
Date Received: N/A
Work Order No: 07-12-0959
Preparation: N/A
Method: EPA TO-15M

Project: 461 8th Street, Oakland, CA

Quality Control Sample ID	Matrix	Instrument	Date Prepared	Date Analyzed	LCS/LCSD Batch Number
097-09-002-6,619	Air	GC/MS DD	N/A	12/16/07	071216L01

<u>Parameter</u>	<u>LCS %REC</u>	<u>LCSD %REC</u>	<u>%REC CL</u>	<u>RPD</u>	<u>RPD CL</u>	<u>Qualifiers</u>
Benzene	86	88	60-156	2	0-40	
Toluene	86	88	56-146	2	0-43	
Ethylbenzene	90	93	52-154	2	0-38	
p/m-Xylene	88	90	42-156	2	0-41	
o-Xylene	88	91	52-148	4	0-38	

RPD - Relative Percent Difference , CL - Control Limit



Quality Control - LCS/LCS Duplicate



Conestoga-Rovers & Associates
19449 Riverside Drive, Suite 230
Sonoma, CA 95476-6955

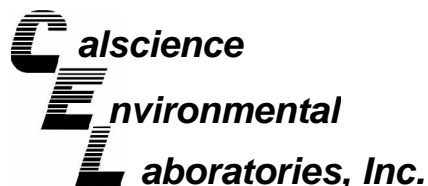
Date Received: N/A
Work Order No: 07-12-0959
Preparation: N/A
Method: EPA TO-15M

Project: 461 8th Street, Oakland, CA

Quality Control Sample ID	Matrix	Instrument	Date Prepared	Date Analyzed	LCS/LCSD Batch Number
097-09-002-6,617	Air	GC/MS NN	N/A	12/16/07	071216L01

Parameter	LCS %REC	LCSD %REC	%REC CL	RPD	RPD CL	Qualifiers
Benzene	94	94	60-156	0	0-40	
Toluene	99	100	56-146	0	0-43	
Ethylbenzene	99	100	52-154	1	0-38	
p/m-Xylene	95	95	42-156	0	0-41	
o-Xylene	96	96	52-148	0	0-38	

RPD - Relative Percent Difference , CL - Control Limit



Quality Control - LCS/LCS Duplicate



Conestoga-Rovers & Associates
19449 Riverside Drive, Suite 230
Sonoma, CA 95476-6955

Date Received: N/A
Work Order No: 07-12-0959
Preparation: N/A
Method: EPA TO-15M

Project: 461 8th Street, Oakland, CA

Quality Control Sample ID	Matrix	Instrument	Date Prepared	Date Analyzed	LCS/LCSD Batch Number
097-09-002-6,618	Air	GC/MS V	N/A	12/17/07	071217L01

<u>Parameter</u>	<u>LCS %REC</u>	<u>LCSD %REC</u>	<u>%REC CL</u>	<u>RPD</u>	<u>RPD CL</u>	<u>Qualifiers</u>
Benzene	124	119	60-156	5	0-40	
Toluene	129	122	56-146	5	0-43	
Ethylbenzene	136	128	52-154	6	0-38	
p/m-Xylene	130	123	42-156	6	0-41	
o-Xylene	127	119	52-148	6	0-38	

RPD - Relative Percent Difference , CL - Control Limit

Work Order Number: 07-12-0959

<u>Qualifier</u>	<u>Definition</u>
*	See applicable analysis comment.
1	Surrogate compound recovery was out of control due to a required sample dilution, therefore, the sample data was reported without further clarification.
2	Surrogate compound recovery was out of control due to matrix interference. The associated method blank surrogate spike compound was in control and, therefore, the sample data was reported without further clarification.
3	Recovery of the Matrix Spike (MS) or Matrix Spike Duplicate (MSD) compound was out of control due to matrix interference. The associated LCS and/or LCSD was in control and, therefore, the sample data was reported without further clarification.
4	The MS/MSD RPD was out of control due to matrix interference. The LCS/LCSD RPD was in control and, therefore, the sample data was reported without further clarification.
5	The PDS/PDSD associated with this batch of samples was out of control due to a matrix interference effect. The associated batch LCS/LCSD was in control and, hence, the associated sample data was reported with no further corrective action required.
A	Result is the average of all dilutions, as defined by the method.
B	Analyte was present in the associated method blank.
C	Analyte presence was not confirmed on primary column.
E	Concentration exceeds the calibration range.
H	Sample received and/or analyzed past the recommended holding time.
J	Analyte was detected at a concentration below the reporting limit and above the laboratory method detection limit. Reported value is estimated.
N	Nontarget Analyte.
ND	Parameter not detected at the indicated reporting limit.
Q	Spike recovery and RPD control limits do not apply resulting from the parameter concentration in the sample exceeding the spike concentration by a factor of four or greater.
U	Undetected at the laboratory method detection limit.
X	% Recovery and/or RPD out-of-range.
Z	Analyte presence was not confirmed by second column or GC/MS analysis.



LAB:

- TA - Irvine, California
- TA - Morgan Hill, California
- TA - Sacramento, California
- TA - Nashville, Tennessee
- Calscience
- Other _____



SHELL Chain Of Custody Record

NAME OF PERSON TO BILL: Denis Brown		INCIDENT # (ES ONLY) 9 7 0 9 3 3 9 9			DATE: 12/11/07
<input checked="" type="checkbox"/> ENVIRONMENTAL SERVICES <input type="checkbox"/> NETWORK DEV / FE <input type="checkbox"/> COMPLIANCE		<input type="checkbox"/> CHECK BOX TO VERIFY IF NO INCIDENT # APPLIES PO # _____ SAP or CRMT # _____			PAGE: 1 of 1
LOG CODE: CRAW		SITE ADDRESS: Street and City 461 8th St, Oakland, CA			GLOBAL ID NO.: T0600101263

SAMPLING COMPANY: Conestoga-Rovers & Associates (CRA)		LOG CODE: CRAW		STATE:		GLOBAL ID NO.: T0600101263	
ADDRESS: 19449 Riverside Drive, Suite 230, Sonoma, CA 95476				EDF DELIVERABLE TO (Name, Company, Office Location): Felicia Ballard, CRA, Sonoma		PHONE NO.: 707-935-4850	E-MAIL: sonomaedf@croworld.com
PROJECT CONTACT (Hardcopy or PDF Report to): Ana Friel				SAMPLER NAME(S) (Print): Lauren Goldfinch		CONSULTANT PROJECT NO.: 241501-009	LAB USE ONLY 07-12-0959
TELEPHONE: 707-268-3812		FAX: 707-268-8180	E-MAIL: afriel@croworld.com				

TAT (STD IS 10 BUSINESS DAYS / RUSH IS CALENDAR DAYS):
 STD 5 DAY 3 DAY 2 DAY 24 HOURS

RESULTS NEEDED ON WEEKEND

LA - RWQCB REPORT FORMAT UST AGENCY:

SPECIAL INSTRUCTIONS OR NOTES:

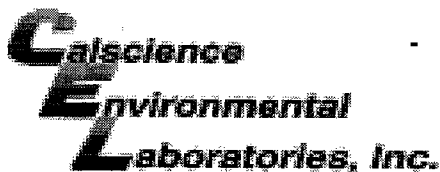
- EDD NOT NEEDED
- SHELL CONTRACT RATE APPLIES
- STATE REIMB RATE APPLIES
- RECEIPT VERIFICATION REQUESTED

Please report results in µg/m³

LAB USE ONLY	Field Sample Identification	SAMPLING		MATRIX	NO. OF CONT.	TPHg (TO-3)	BTEX (TO-3)	isobutane, butane, propane 15, GC/MS	oxygen, carbon dioxide, methane	REQUESTED ANALYSIS										FIELD NOTES: Container/Preservative or PID Readings or Laboratory Notes		
		DATE	TIME																			
1	VP-2-9.5	12/11/07	9:55	AIR	1	X	X	X	X													SUMMA ID: LC134
2	VP-2-5		10:13		1	X	X	X	X													SUMMA ID: LC 101
3	VP-2-5 DUP		10:13		1	X	X	X	X													SUMMA ID: LC 043
4	VP-3-9.5		10:49		1	X	X	X	X													SUMMA ID: LC 188
5	VP-3-5		11:02		1	X	X	X	X													SUMMA ID: LC 057
6	VP-4-9.5		11:30		1	X	X	X	X													SUMMA ID: LC 070
7	VP-4-5		11:50		1	X	X	X	X													SUMMA ID: LC 063
8	VP-1-9.5		12:25		1	X	X	X	X													SUMMA ID: LC 227
9	VP-1-5		12:41		1	X	X	X	X													SUMMA ID: LC 157
10	TRIP BLANK		13:00		1	X	X	X	X													SUMMA ID: LC 301

Relinquished by: (Signature) <i>Carrie Rodwin</i>	Received by: (Signature) <i>Secured Application</i>	Date: 12/11/07	Time: 2:20
Relinquished by: (Signature) <i>Michael Smith</i>	Received by: (Signature) <i>[Signature]</i>	Date: 12/11/07	Time: 3:45
Relinquished by: (Signature) <i>[Signature]</i>	Received by: (Signature) <i>[Signature]</i>	Date: 12/12/07	Time: 10:30

05/02/06 Revision



WORK ORDER #: 07 - 12 - 0959

Cooler 0 of 0

SAMPLE RECEIPT FORM

CLIENT: CRA

DATE: 12/12/07

TEMPERATURE - SAMPLES RECEIVED BY:

CALSCIENCE COURIER:

- Chilled, cooler with temperature blank provided.
Chilled, cooler without temperature blank.
Chilled and placed in cooler with wet ice.
Ambient and placed in cooler with wet ice.
Ambient temperature.
°C Temperature blank.

LABORATORY (Other than Calscience Courier):

- °C Temperature blank.
°C IR thermometer.
Ambient temperature.

Initial: NL

CUSTODY SEAL INTACT:

Sample(s): Cooler: No (Not Intact) : Not Present: [check]

Initial: NL

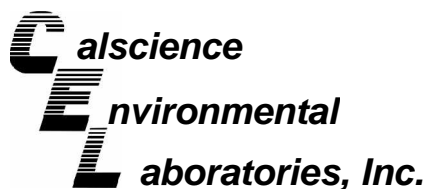
SAMPLE CONDITION:

Table with 4 columns: Description, Yes, No, N/A. Rows include Chain-Of-Custody document(s), Sampler's name, Sample container label(s), Sample container(s) intact, Correct containers and volume, Proper preservation, VOA vial(s) free of headspace, Tedlar bag(s) free of condensation.

Initial: NL

COMMENTS:

Blank lines for handwritten comments.



December 05, 2007

Ana Friel
Conestoga-Rovers & Associates
19449 Riverside Drive, Suite 230
Sonoma, CA 95476-6955

Subject: **CalScience Work Order No.: 07-12-0173**
Client Reference: 461 8th Street, Oakland, CA

Dear Client:

Enclosed is an analytical report for the above-referenced project. The samples included in this report were received 12/4/2007 and analyzed in accordance with the attached chain-of-custody.

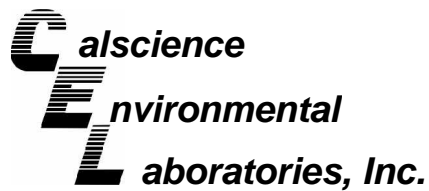
Unless otherwise noted, all analytical testing was accomplished in accordance with the guidelines established in our Quality Systems Manual, applicable standard operating procedures, and other related documentation. The original report of subcontracted analysis, if any, is provided herein, and follows the standard CalScience data package. The results in this analytical report are limited to the samples tested and any reproduction thereof must be made in its entirety.

If you have any questions regarding this report, please do not hesitate to contact the undersigned.

Sincerely,

A handwritten signature in black ink, appearing to read "Danielle Gonsman", with a long horizontal flourish extending to the right.

CalScience Environmental
Laboratories, Inc.
Danielle Gonsman
Project Manager



Analytical Report



Conestoga-Rovers & Associates
19449 Riverside Drive, Suite 230
Sonoma, CA 95476-6955

Date Received: 12/04/07
Work Order No: 07-12-0173
Preparation: EPA 5030B
Method: EPA 8015B (M)

Project: 461 8th Street, Oakland, CA

Page 1 of 4

Client Sample Number	Lab Sample Number	Date Collected	Matrix	Instrument	Date Prepared	Date Analyzed	QC Batch ID
B-24-5	07-12-0173-1	11/30/07	Solid	GC 1	12/04/07	12/04/07	071204B01

Parameter	Result	RL	DF	Qual	Units
TPH as Gasoline	ND	0.50	1		mg/kg
<u>Surrogates:</u>	<u>REC (%)</u>	<u>Control Limits</u>		<u>Qual</u>	
1,4-Bromofluorobenzene - FID	91	42-126			

B-24-11.5	07-12-0173-2	11/30/07	Solid	GC 1	12/04/07	12/04/07	071204B01
-----------	--------------	----------	-------	------	----------	----------	-----------

Parameter	Result	RL	DF	Qual	Units
TPH as Gasoline	0.51	0.50	1		mg/kg
<u>Surrogates:</u>	<u>REC (%)</u>	<u>Control Limits</u>		<u>Qual</u>	
1,4-Bromofluorobenzene - FID	102	42-126			

B-24-15	07-12-0173-3	11/30/07	Solid	GC 1	12/04/07	12/04/07	071204B01
---------	--------------	----------	-------	------	----------	----------	-----------

Parameter	Result	RL	DF	Qual	Units
TPH as Gasoline	ND	0.50	1		mg/kg
<u>Surrogates:</u>	<u>REC (%)</u>	<u>Control Limits</u>		<u>Qual</u>	
1,4-Bromofluorobenzene - FID	101	42-126			

B-24-20	07-12-0173-4	11/30/07	Solid	GC 1	12/04/07	12/04/07	071204B01
---------	--------------	----------	-------	------	----------	----------	-----------

Parameter	Result	RL	DF	Qual	Units
TPH as Gasoline	1.3	0.50	1		mg/kg
<u>Surrogates:</u>	<u>REC (%)</u>	<u>Control Limits</u>		<u>Qual</u>	
1,4-Bromofluorobenzene - FID	104	42-126			

RL - Reporting Limit , DF - Dilution Factor , Qual - Qualifiers

Analytical Report



Conestoga-Rovers & Associates
19449 Riverside Drive, Suite 230
Sonoma, CA 95476-6955

Date Received: 12/04/07
Work Order No: 07-12-0173
Preparation: EPA 5030B
Method: EPA 8015B (M)

Project: 461 8th Street, Oakland, CA

Page 2 of 4

Client Sample Number	Lab Sample Number	Date Collected	Matrix	Instrument	Date Prepared	Date Analyzed	QC Batch ID
B-24-25	07-12-0173-5	11/30/07	Solid	GC 1	12/05/07	12/05/07	071204B02

<u>Parameter</u>	<u>Result</u>	<u>RL</u>	<u>DF</u>	<u>Qual</u>	<u>Units</u>
TPH as Gasoline	12	6.2	12.5		mg/kg
<u>Surrogates:</u>	<u>REC (%)</u>	<u>Control Limits</u>		<u>Qual</u>	
1,4-Bromofluorobenzene - FID	101	42-126			

B-24-30	07-12-0173-6	11/30/07	Solid	GC 22	12/04/07	12/04/07	071204B02
----------------	---------------------	-----------------	--------------	--------------	-----------------	-----------------	------------------

<u>Parameter</u>	<u>Result</u>	<u>RL</u>	<u>DF</u>	<u>Qual</u>	<u>Units</u>
TPH as Gasoline	3000	250	500		mg/kg
<u>Surrogates:</u>	<u>REC (%)</u>	<u>Control Limits</u>		<u>Qual</u>	
1,4-Bromofluorobenzene - FID	89	42-126			

B-24-32	07-12-0173-7	11/30/07	Solid	GC 22	12/04/07	12/04/07	071204B02
----------------	---------------------	-----------------	--------------	--------------	-----------------	-----------------	------------------

<u>Parameter</u>	<u>Result</u>	<u>RL</u>	<u>DF</u>	<u>Qual</u>	<u>Units</u>
TPH as Gasoline	220	120	250		mg/kg
<u>Surrogates:</u>	<u>REC (%)</u>	<u>Control Limits</u>		<u>Qual</u>	
1,4-Bromofluorobenzene - FID	83	42-126			

B-26-5	07-12-0173-9	11/30/07	Solid	GC 1	12/04/07	12/04/07	071204B01
---------------	---------------------	-----------------	--------------	-------------	-----------------	-----------------	------------------

<u>Parameter</u>	<u>Result</u>	<u>RL</u>	<u>DF</u>	<u>Qual</u>	<u>Units</u>
TPH as Gasoline	ND	0.50	1		mg/kg
<u>Surrogates:</u>	<u>REC (%)</u>	<u>Control Limits</u>		<u>Qual</u>	
1,4-Bromofluorobenzene - FID	102	42-126			

RL - Reporting Limit , DF - Dilution Factor , Qual - Qualifiers

Analytical Report



Conestoga-Rovers & Associates
19449 Riverside Drive, Suite 230
Sonoma, CA 95476-6955

Date Received: 12/04/07
Work Order No: 07-12-0173
Preparation: EPA 5030B
Method: EPA 8015B (M)

Project: 461 8th Street, Oakland, CA

Page 3 of 4

Client Sample Number	Lab Sample Number	Date Collected	Matrix	Instrument	Date Prepared	Date Analyzed	QC Batch ID
B-26-10	07-12-0173-10	11/30/07	Solid	GC 1	12/04/07	12/04/07	071204B01

Parameter	Result	RL	DF	Qual	Units
TPH as Gasoline	ND	0.50	1		mg/kg
<u>Surrogates:</u>	<u>REC (%)</u>	<u>Control Limits</u>		<u>Qual</u>	
1,4-Bromofluorobenzene - FID	103	42-126			

B-26-15	07-12-0173-11	11/30/07	Solid	GC 1	12/04/07	12/04/07	071204B01
----------------	----------------------	-----------------	--------------	-------------	-----------------	-----------------	------------------

Parameter	Result	RL	DF	Qual	Units
TPH as Gasoline	ND	0.50	1		mg/kg
<u>Surrogates:</u>	<u>REC (%)</u>	<u>Control Limits</u>		<u>Qual</u>	
1,4-Bromofluorobenzene - FID	101	42-126			

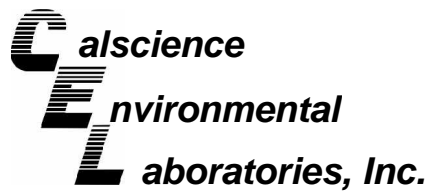
Method Blank	099-12-279-1,347	N/A	Solid	GC 1	12/04/07	12/04/07	071204B01
---------------------	-------------------------	------------	--------------	-------------	-----------------	-----------------	------------------

Parameter	Result	RL	DF	Qual	Units
TPH as Gasoline	ND	0.50	1		mg/kg
<u>Surrogates:</u>	<u>REC (%)</u>	<u>Control Limits</u>		<u>Qual</u>	
1,4-Bromofluorobenzene - FID	101	42-126			

Method Blank	099-12-279-1,350	N/A	Solid	GC 1	12/04/07	12/05/07	071204B02
---------------------	-------------------------	------------	--------------	-------------	-----------------	-----------------	------------------

Parameter	Result	RL	DF	Qual	Units
TPH as Gasoline	ND	5.0	10		mg/kg
<u>Surrogates:</u>	<u>REC (%)</u>	<u>Control Limits</u>		<u>Qual</u>	
1,4-Bromofluorobenzene - FID	99	42-126			

RL - Reporting Limit , DF - Dilution Factor , Qual - Qualifiers



Analytical Report



Conestoga-Rovers & Associates
19449 Riverside Drive, Suite 230
Sonoma, CA 95476-6955

Date Received: 12/04/07
Work Order No: 07-12-0173
Preparation: EPA 5030B
Method: EPA 8015B (M)

Project: 461 8th Street, Oakland, CA

Page 4 of 4

Client Sample Number	Lab Sample Number	Date Collected	Matrix	Instrument	Date Prepared	Date Analyzed	QC Batch ID
Method Blank	099-12-279-1,351	N/A	Solid	GC 22	12/04/07	12/04/07	071204B02

<u>Parameter</u>	<u>Result</u>	<u>RL</u>	<u>DF</u>	<u>Qual</u>	<u>Units</u>
TPH as Gasoline	ND	5.0	10		mg/kg
<u>Surrogates:</u>	<u>REC (%)</u>	<u>Control Limits</u>		<u>Qual</u>	
1,4-Bromofluorobenzene - FID	85	42-126			

RL - Reporting Limit , DF - Dilution Factor , Qual - Qualifiers

Analytical Report



Conestoga-Rovers & Associates
19449 Riverside Drive, Suite 230
Sonoma, CA 95476-6955

Date Received: 12/04/07
Work Order No: 07-12-0173
Preparation: EPA 5030B
Method: EPA 8015B (M)

Project: 461 8th Street, Oakland, CA

Page 1 of 1

Client Sample Number	Lab Sample Number	Date Collected	Matrix	Instrument	Date Prepared	Date Analyzed	QC Batch ID
B-24-GW	09-12-0173-8	11/30/07	Aqueous	GC 30	12/04/07	12/04/07	071204B02

<u>Parameter</u>	<u>Result</u>	<u>RL</u>	<u>DF</u>	<u>Qual</u>	<u>Units</u>
TPH as Gasoline	31000	1200	25		ug/L
<u>Surrogates:</u>	<u>REC (%)</u>	<u>Control Limits</u>		<u>Qual</u>	
1,4-Bromofluorobenzene	99	38-134			

Method Blank	099-12-436-1,216	N/A	Aqueous	GC 30	12/04/07	12/04/07	071204B02
---------------------	-------------------------	------------	----------------	--------------	-----------------	-----------------	------------------

<u>Parameter</u>	<u>Result</u>	<u>RL</u>	<u>DF</u>	<u>Qual</u>	<u>Units</u>
TPH as Gasoline	ND	50	1		ug/L
<u>Surrogates:</u>	<u>REC (%)</u>	<u>Control Limits</u>		<u>Qual</u>	
1,4-Bromofluorobenzene	91	38-134			

RL - Reporting Limit , DF - Dilution Factor , Qual - Qualifiers

Analytical Report



Conestoga-Rovers & Associates
19449 Riverside Drive, Suite 230
Sonoma, CA 95476-6955

Date Received: 12/04/07
Work Order No: 07-12-0173
Preparation: EPA 5030B
Method: EPA 8260B
Units: mg/kg

Project: 461 8th Street, Oakland, CA

Page 1 of 4

Client Sample Number	Lab Sample Number	Date Collected	Matrix	Instrument	Date Prepared	Date Analyzed	QC Batch ID
----------------------	-------------------	----------------	--------	------------	---------------	---------------	-------------

B-24-5	07-12-0173-1	11/30/07	Solid	GC/MS X	12/04/07	12/04/07	071204L01
---------------	---------------------	-----------------	--------------	----------------	-----------------	-----------------	------------------

Parameter	Result	RL	DF	Qual	Parameter	Result	RL	DF	Qual
Benzene	ND	0.0050	1		p/m-Xylene	ND	0.0050	1	
Ethylbenzene	ND	0.0050	1		o-Xylene	ND	0.0050	1	
Toluene	ND	0.0050	1						
<u>Surrogates:</u>	<u>REC (%)</u>	<u>Control Limits</u>		<u>Qual</u>	<u>Surrogates:</u>	<u>REC (%)</u>	<u>Control Limits</u>		<u>Qual</u>
Dibromofluoromethane	100	73-139			1,2-Dichloroethane-d4	111	73-145		
Toluene-d8	95	90-108			1,4-Bromofluorobenzene	97	71-113		

B-24-11.5	07-12-0173-2	11/30/07	Solid	GC/MS X	12/04/07	12/04/07	071204L01
------------------	---------------------	-----------------	--------------	----------------	-----------------	-----------------	------------------

Parameter	Result	RL	DF	Qual	Parameter	Result	RL	DF	Qual
Benzene	0.043	0.0050	1		p/m-Xylene	0.078	0.0050	1	
Ethylbenzene	0.0094	0.0050	1		o-Xylene	0.038	0.0050	1	
Toluene	0.021	0.0050	1						
<u>Surrogates:</u>	<u>REC (%)</u>	<u>Control Limits</u>		<u>Qual</u>	<u>Surrogates:</u>	<u>REC (%)</u>	<u>Control Limits</u>		<u>Qual</u>
Dibromofluoromethane	105	73-139			1,2-Dichloroethane-d4	116	73-145		
Toluene-d8	96	90-108			1,4-Bromofluorobenzene	99	71-113		


B-24-15	07-12-0173-3	11/30/07	Solid	GC/MS X	12/04/07	12/04/07	071204L01
----------------	---------------------	-----------------	--------------	----------------	-----------------	-----------------	------------------

Parameter	Result	RL	DF	Qual	Parameter	Result	RL	DF	Qual
Benzene	0.020	0.0050	1		p/m-Xylene	0.0090	0.0050	1	
Ethylbenzene	ND	0.0050	1		o-Xylene	0.0060	0.0050	1	
Toluene	0.0064	0.0050	1						
<u>Surrogates:</u>	<u>REC (%)</u>	<u>Control Limits</u>		<u>Qual</u>	<u>Surrogates:</u>	<u>REC (%)</u>	<u>Control Limits</u>		<u>Qual</u>
Dibromofluoromethane	106	73-139			1,2-Dichloroethane-d4	117	73-145		
Toluene-d8	96	90-108			1,4-Bromofluorobenzene	96	71-113		

B-24-20	07-12-0173-4	11/30/07	Solid	GC/MS X	12/04/07	12/04/07	071204L01
----------------	---------------------	-----------------	--------------	----------------	-----------------	-----------------	------------------

Parameter	Result	RL	DF	Qual	Parameter	Result	RL	DF	Qual
Benzene	0.036	0.0050	1		p/m-Xylene	0.069	0.0050	1	
Ethylbenzene	0.016	0.0050	1		o-Xylene	0.033	0.0050	1	
Toluene	0.049	0.0050	1						
<u>Surrogates:</u>	<u>REC (%)</u>	<u>Control Limits</u>		<u>Qual</u>	<u>Surrogates:</u>	<u>REC (%)</u>	<u>Control Limits</u>		<u>Qual</u>
Dibromofluoromethane	109	73-139			1,2-Dichloroethane-d4	120	73-145		
Toluene-d8	96	90-108			1,4-Bromofluorobenzene	100	71-113		

RL - Reporting Limit , DF - Dilution Factor , Qual - Qualifiers



Analytical Report



Conestoga-Rovers & Associates
19449 Riverside Drive, Suite 230
Sonoma, CA 95476-6955

Date Received: 12/04/07
Work Order No: 07-12-0173
Preparation: EPA 5030B
Method: EPA 8260B
Units: mg/kg

Project: 461 8th Street, Oakland, CA

Page 2 of 4

Client Sample Number	Lab Sample Number	Date Collected	Matrix	Instrument	Date Prepared	Date Analyzed	QC Batch ID
----------------------	-------------------	----------------	--------	------------	---------------	---------------	-------------

B-24-25	07-12-0173-5	11/30/07	Solid	GC/MS X	12/04/07	12/04/07	071204L01
----------------	---------------------	-----------------	--------------	----------------	-----------------	-----------------	------------------

Parameter	Result	RL	DF	Qual	Parameter	Result	RL	DF	Qual
Benzene	ND	0.0050	1		p/m-Xylene	0.21	0.0050	1	
Ethylbenzene	0.040	0.0050	1		o-Xylene	0.098	0.0050	1	
Toluene	0.039	0.0050	1						
<u>Surrogates:</u>	<u>REC (%)</u>	<u>Control Limits</u>		<u>Qual</u>	<u>Surrogates:</u>	<u>REC (%)</u>	<u>Control Limits</u>		<u>Qual</u>
Dibromofluoromethane	107	73-139			1,2-Dichloroethane-d4	119	73-145		
Toluene-d8	95	90-108			1,4-Bromofluorobenzene	102	71-113		

B-24-30	07-12-0173-6	11/30/07	Solid	GC/MS X	12/04/07	12/04/07	071204L02
----------------	---------------------	-----------------	--------------	----------------	-----------------	-----------------	------------------

Parameter	Result	RL	DF	Qual	Parameter	Result	RL	DF	Qual
Benzene	2.2	0.25	50		p/m-Xylene	110	1.2	250	
Ethylbenzene	26	0.25	50		o-Xylene	30	0.25	50	
Toluene	23	0.25	50						
<u>Surrogates:</u>	<u>REC (%)</u>	<u>Control Limits</u>		<u>Qual</u>	<u>Surrogates:</u>	<u>REC (%)</u>	<u>Control Limits</u>		<u>Qual</u>
Dibromofluoromethane	90	73-139			1,2-Dichloroethane-d4	102	73-145		
Toluene-d8	100	90-108			1,4-Bromofluorobenzene	100	71-113		


B-24-32	07-12-0173-7	11/30/07	Solid	GC/MS X	12/04/07	12/05/07	071204L04
----------------	---------------------	-----------------	--------------	----------------	-----------------	-----------------	------------------

Parameter	Result	RL	DF	Qual	Parameter	Result	RL	DF	Qual
Benzene	ND	0.12	25		p/m-Xylene	5.5	0.12	25	
Ethylbenzene	1.3	0.12	25		o-Xylene	0.64	0.12	25	
Toluene	0.73	0.12	25						
<u>Surrogates:</u>	<u>REC (%)</u>	<u>Control Limits</u>		<u>Qual</u>	<u>Surrogates:</u>	<u>REC (%)</u>	<u>Control Limits</u>		<u>Qual</u>
Dibromofluoromethane	101	73-139			1,2-Dichloroethane-d4	110	73-145		
Toluene-d8	101	90-108			1,4-Bromofluorobenzene	96	71-113		

B-26-5	07-12-0173-9	11/30/07	Solid	GC/MS X	12/04/07	12/04/07	071204L01
---------------	---------------------	-----------------	--------------	----------------	-----------------	-----------------	------------------

Parameter	Result	RL	DF	Qual	Parameter	Result	RL	DF	Qual
Benzene	ND	0.0050	1		p/m-Xylene	ND	0.0050	1	
Ethylbenzene	ND	0.0050	1		o-Xylene	ND	0.0050	1	
Toluene	ND	0.0050	1						
<u>Surrogates:</u>	<u>REC (%)</u>	<u>Control Limits</u>		<u>Qual</u>	<u>Surrogates:</u>	<u>REC (%)</u>	<u>Control Limits</u>		<u>Qual</u>
Dibromofluoromethane	106	73-139			1,2-Dichloroethane-d4	114	73-145		
Toluene-d8	95	90-108			1,4-Bromofluorobenzene	97	71-113		

RL - Reporting Limit , DF - Dilution Factor , Qual - Qualifiers



Analytical Report



Conestoga-Rovers & Associates
19449 Riverside Drive, Suite 230
Sonoma, CA 95476-6955

Date Received: 12/04/07
Work Order No: 07-12-0173
Preparation: EPA 5030B
Method: EPA 8260B
Units: mg/kg

Project: 461 8th Street, Oakland, CA

Page 3 of 4

Client Sample Number	Lab Sample Number	Date Collected	Matrix	Instrument	Date Prepared	Date Analyzed	QC Batch ID
B-26-10	07-12-0173-10	11/30/07	Solid	GC/MS X	12/04/07	12/04/07	071204L01

Parameter	Result	RL	DF	Qual	Parameter	Result	RL	DF	Qual
Benzene	ND	0.0050	1		p/m-Xylene	ND	0.0050	1	
Ethylbenzene	ND	0.0050	1		o-Xylene	ND	0.0050	1	
Toluene	ND	0.0050	1						
Surrogates:	REC (%)	Control Limits		Qual	Surrogates:	REC (%)	Control Limits		Qual
Dibromofluoromethane	105	73-139			1,2-Dichloroethane-d4	114	73-145		
Toluene-d8	96	90-108			1,4-Bromofluorobenzene	99	71-113		

Client Sample Number	Lab Sample Number	Date Collected	Matrix	Instrument	Date Prepared	Date Analyzed	QC Batch ID
B-26-15	07-12-0173-11	11/30/07	Solid	GC/MS X	12/04/07	12/04/07	071204L01

Parameter	Result	RL	DF	Qual	Parameter	Result	RL	DF	Qual
Benzene	ND	0.0050	1		p/m-Xylene	ND	0.0050	1	
Ethylbenzene	ND	0.0050	1		o-Xylene	ND	0.0050	1	
Toluene	ND	0.0050	1						
Surrogates:	REC (%)	Control Limits		Qual	Surrogates:	REC (%)	Control Limits		Qual
Dibromofluoromethane	105	73-139			1,2-Dichloroethane-d4	114	73-145		
Toluene-d8	98	90-108			1,4-Bromofluorobenzene	99	71-113		


Client Sample Number	Lab Sample Number	Date Collected	Matrix	Instrument	Date Prepared	Date Analyzed	QC Batch ID
Method Blank	099-10-005-15,150	N/A	Solid	GC/MS X	12/04/07	12/04/07	071204L01

Parameter	Result	RL	DF	Qual	Parameter	Result	RL	DF	Qual
Benzene	ND	0.0050	1		p/m-Xylene	ND	0.0050	1	
Ethylbenzene	ND	0.0050	1		o-Xylene	ND	0.0050	1	
Toluene	ND	0.0050	1						
Surrogates:	REC (%)	Control Limits		Qual	Surrogates:	REC (%)	Control Limits		Qual
Dibromofluoromethane	109	73-139			1,2-Dichloroethane-d4	122	73-145		
Toluene-d8	99	90-108			1,4-Bromofluorobenzene	91	71-113		

Client Sample Number	Lab Sample Number	Date Collected	Matrix	Instrument	Date Prepared	Date Analyzed	QC Batch ID
Method Blank	099-10-005-15,151	N/A	Solid	GC/MS X	12/04/07	12/04/07	071204L02

Parameter	Result	RL	DF	Qual	Parameter	Result	RL	DF	Qual
Benzene	ND	0.12	25		p/m-Xylene	ND	0.12	25	
Ethylbenzene	ND	0.12	25		o-Xylene	ND	0.12	25	
Toluene	ND	0.12	25						
Surrogates:	REC (%)	Control Limits		Qual	Surrogates:	REC (%)	Control Limits		Qual
Dibromofluoromethane	103	73-139			1,2-Dichloroethane-d4	119	73-145		
Toluene-d8	93	90-108			1,4-Bromofluorobenzene	92	71-113		

RL - Reporting Limit , DF - Dilution Factor , Qual - Qualifiers



Analytical Report



Conestoga-Rovers & Associates
 19449 Riverside Drive, Suite 230
 Sonoma, CA 95476-6955

Date Received: 12/04/07
 Work Order No: 07-12-0173
 Preparation: EPA 5030B
 Method: EPA 8260B
 Units: mg/kg

Project: 461 8th Street, Oakland, CA

Page 4 of 4

Client Sample Number	Lab Sample Number	Date Collected	Matrix	Instrument	Date Prepared	Date Analyzed	QC Batch ID
Method Blank	099-10-005-15,156	N/A	Solid	GC/MS X	12/04/07	12/05/07	071204L04

Parameter	Result	RL	DF	Qual	Parameter	Result	RL	DF	Qual
Benzene	ND	0.12	25		p/m-Xylene	ND	0.12	25	
Ethylbenzene	ND	0.12	25		o-Xylene	ND	0.12	25	
Toluene	ND	0.12	25						
Surrogates:	REC (%)	Control Limits		Qual	Surrogates:	REC (%)	Control Limits		Qual
Dibromofluoromethane	96	73-139			1,2-Dichloroethane-d4	108	73-145		
Toluene-d8	93	90-108			1,4-Bromofluorobenzene	93	71-113		

RL - Reporting Limit , DF - Dilution Factor , Qual - Qualifiers

Analytical Report



Conestoga-Rovers & Associates
19449 Riverside Drive, Suite 230
Sonoma, CA 95476-6955

Date Received: 12/04/07
Work Order No: 07-12-0173
Preparation: EPA 5030B
Method: EPA 8260B
Units: ug/L

Project: 461 8th Street, Oakland, CA

Page 1 of 1

Client Sample Number	Lab Sample Number	Date Collected	Matrix	Instrument	Date Prepared	Date Analyzed	QC Batch ID
B-24-GW	07-12-0173-8	11/30/07	Aqueous	GC/MS T	12/04/07	12/04/07	071204L01


Parameter	Result	RL	MDL	DF	Qual	Parameter	Result	RL	MDL	DF	Qual
Benzene	370	25	7.0	50		p/m-Xylene	5200	50	27	50	
Ethylbenzene	1100	50	11	50		o-Xylene	1400	50	8.4	50	
Toluene	2200	50	14	50							
Surrogates:	REC (%)	Control Limits			Qual	Surrogates:	REC (%)	Control Limits			Qual
Dibromofluoromethane	100	74-140				1,2-Dichloroethane-d4	95	74-146			
Toluene-d8	102	88-112				1,4-Bromofluorobenzene	102	74-110			

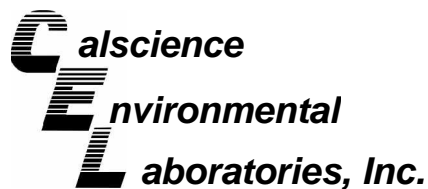
Method Blank	099-10-006-23,637	N/A	Aqueous	GC/MS T	12/04/07	12/04/07	071204L01
--------------	-------------------	-----	---------	---------	----------	----------	-----------

Comment(s): -Results were evaluated to the MDL, concentrations \geq to the MDL but $<$ RL, if found, are qualified with a "J" flag.

Parameter	Result	RL	MDL	DF	Qual	Parameter	Result	RL	MDL	DF	Qual
Benzene	ND	0.50	0.14	1		p/m-Xylene	ND	1.0	0.54	1	
Ethylbenzene	ND	1.0	0.23	1		o-Xylene	ND	1.0	0.17	1	
Toluene	ND	1.0	0.27	1							
Surrogates:	REC (%)	Control Limits			Qual	Surrogates:	REC (%)	Control Limits			Qual
Dibromofluoromethane	105	74-140				1,2-Dichloroethane-d4	101	74-146			
Toluene-d8	103	88-112				1,4-Bromofluorobenzene	100	74-110			

RL - Reporting Limit , DF - Dilution Factor , Qual - Qualifiers





Quality Control - Spike/Spike Duplicate



Conestoga-Rovers & Associates
19449 Riverside Drive, Suite 230
Sonoma, CA 95476-6955

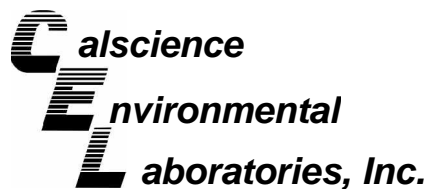
Date Received: 12/04/07
Work Order No: 07-12-0173
Preparation: EPA 5030B
Method: EPA 8015B (M)

Project 461 8th Street, Oakland, CA

Quality Control Sample ID	Matrix	Instrument	Date Prepared	Date Analyzed	MS/MSD Batch Number
07-12-0171-2	Solid	GC 1	12/04/07	12/04/07	071204S01

Parameter	MS %REC	MSD %REC	%REC CL	RPD	RPD CL	Qualifiers
TPH as Gasoline	71	74	48-114	4	0-23	

RPD - Relative Percent Difference , CL - Control Limit



Quality Control - Spike/Spike Duplicate



Conestoga-Rovers & Associates
19449 Riverside Drive, Suite 230
Sonoma, CA 95476-6955

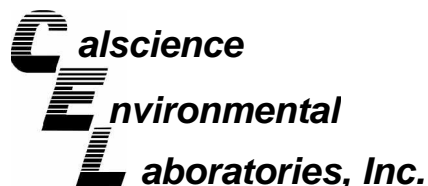
Date Received: 12/04/07
Work Order No: 07-12-0173
Preparation: EPA 5030B
Method: EPA 8015B (M)

Project 461 8th Street, Oakland, CA

Quality Control Sample ID	Matrix	Instrument	Date Prepared	Date Analyzed	MS/MSD Batch Number
07-12-0110-1	Aqueous	GC 30	12/04/07	12/04/07	071204S01

Parameter	MS %REC	MSD %REC	%REC CL	RPD	RPD CL	Qualifiers
TPH as Gasoline	104	108	68-122	3	0-18	

RPD - Relative Percent Difference , CL - Control Limit



Quality Control - Spike/Spike Duplicate



Conestoga-Rovers & Associates
19449 Riverside Drive, Suite 230
Sonoma, CA 95476-6955


Date Received: 12/04/07
Work Order No: 07-12-0173
Preparation: EPA 5030B
Method: EPA 8260B

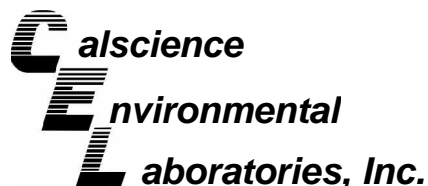
Project 461 8th Street, Oakland, CA

Quality Control Sample ID	Matrix	Instrument	Date Prepared	Date Analyzed	MS/MSD Batch Number
07-12-0111-2	Solid	GC/MS X	12/04/07	12/04/07	071204S01

Parameter	MS %REC	MSD %REC	%REC CL	RPD	RPD CL	Qualifiers
Benzene	90	90	79-115	0	0-13	
Carbon Tetrachloride	97	95	55-139	1	0-15	
Chlorobenzene	93	93	79-115	1	0-17	
1,2-Dibromoethane	94	93	70-130	2	0-30	
1,2-Dichlorobenzene	90	89	63-123	1	0-23	
1,1-Dichloroethene	92	92	69-123	0	0-16	
Ethylbenzene	93	93	70-130	0	0-30	
Toluene	89	90	79-115	1	0-15	
Trichloroethene	95	93	66-144	2	0-14	
Vinyl Chloride	79	82	60-126	4	0-14	
Methyl-t-Butyl Ether (MTBE)	93	94	68-128	1	0-14	
Tert-Butyl Alcohol (TBA)	66	77	44-134	14	0-37	
Diisopropyl Ether (DIPE)	95	96	75-123	2	0-12	
Ethyl-t-Butyl Ether (ETBE)	92	94	75-117	2	0-12	
Tert-Amyl-Methyl Ether (TAME)	98	102	79-115	4	0-12	
Ethanol	78	86	42-138	11	0-28	

RPD - Relative Percent Difference , CL - Control Limit





Quality Control - Spike/Spike Duplicate



Conestoga-Rovers & Associates
19449 Riverside Drive, Suite 230
Sonoma, CA 95476-6955


Date Received: 12/04/07
Work Order No: 07-12-0173
Preparation: EPA 5030B
Method: EPA 8260B

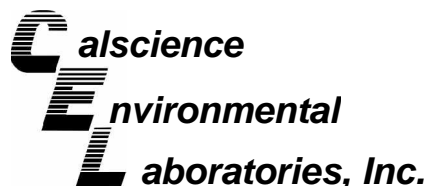
Project 461 8th Street, Oakland, CA

Quality Control Sample ID	Matrix	Instrument	Date Prepared	Date Analyzed	MS/MSD Batch Number
07-12-0024-13	Solid	GC/MS X	12/04/07	12/05/07	071204S02

Parameter	MS %REC	MSD %REC	%REC CL	RPD	RPD CL	Qualifiers
Benzene	83	82	79-115	1	0-13	
Carbon Tetrachloride	87	89	55-139	3	0-15	
Chlorobenzene	87	86	79-115	1	0-17	
1,2-Dibromoethane	91	87	70-130	4	0-30	
1,2-Dichlorobenzene	83	81	63-123	2	0-23	
1,1-Dichloroethene	85	84	69-123	1	0-16	
Ethylbenzene	87	85	70-130	2	0-30	
Toluene	83	82	79-115	1	0-15	
Trichloroethene	89	86	66-144	3	0-14	
Vinyl Chloride	82	83	60-126	1	0-14	
Methyl-t-Butyl Ether (MTBE)	88	86	68-128	2	0-14	
Tert-Butyl Alcohol (TBA)	63	64	44-134	1	0-37	
Diisopropyl Ether (DIPE)	90	87	75-123	3	0-12	
Ethyl-t-Butyl Ether (ETBE)	87	86	75-117	1	0-12	
Tert-Amyl-Methyl Ether (TAME)	92	90	79-115	1	0-12	
Ethanol	60	62	42-138	4	0-28	

RPD - Relative Percent Difference , CL - Control Limit





Quality Control - Spike/Spike Duplicate



Conestoga-Rovers & Associates
19449 Riverside Drive, Suite 230
Sonoma, CA 95476-6955

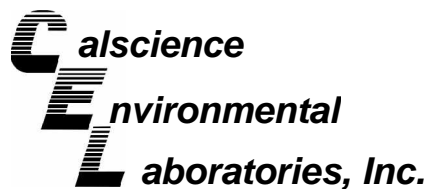
Date Received: 12/04/07
Work Order No: 07-12-0173
Preparation: EPA 5030B
Method: EPA 8260B

Project 461 8th Street, Oakland, CA

Quality Control Sample ID	Matrix	Instrument	Date Prepared	Date Analyzed	MS/MSD Batch Number
07-11-2005-2	Aqueous	GC/MS T	12/04/07	12/04/07	071204S01

Parameter	MS %REC	MSD %REC	%REC CL	RPD	RPD CL	Qualifiers
Benzene	101	97	88-118	5	0-7	
Carbon Tetrachloride	99	96	67-145	3	0-11	
Chlorobenzene	99	98	88-118	2	0-7	
1,2-Dibromoethane	92	98	70-130	7	0-30	
1,2-Dichlorobenzene	103	100	86-116	4	0-8	
1,1-Dichloroethene	102	100	70-130	2	0-25	
Ethylbenzene	105	101	70-130	3	0-30	
Toluene	105	99	87-123	6	0-8	
Trichloroethene	98	97	79-127	2	0-10	
Vinyl Chloride	82	81	69-129	1	0-13	
Methyl-t-Butyl Ether (MTBE)	100	100	71-131	0	0-13	
Tert-Butyl Alcohol (TBA)	102	103	36-168	1	0-45	
Diisopropyl Ether (DIPE)	98	96	81-123	2	0-9	
Ethyl-t-Butyl Ether (ETBE)	98	97	72-126	1	0-12	
Tert-Amyl-Methyl Ether (TAME)	102	98	72-126	3	0-12	
Ethanol	106	106	53-149	0	0-31	

RPD - Relative Percent Difference , CL - Control Limit



Quality Control - LCS/LCS Duplicate



Conestoga-Rovers & Associates
19449 Riverside Drive, Suite 230
Sonoma, CA 95476-6955

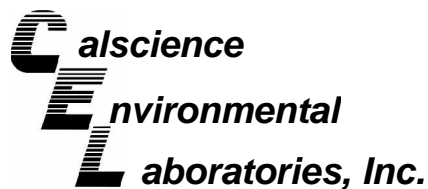
Date Received: N/A
Work Order No: 07-12-0173
Preparation: EPA 5030B
Method: EPA 8015B (M)

Project: 461 8th Street, Oakland, CA

Quality Control Sample ID	Matrix	Instrument	Date Prepared	Date Analyzed	LCS/LCSD Batch Number
099-12-279-1,350	Solid	GC 1	12/04/07	12/04/07	071204B02

<u>Parameter</u>	<u>LCS %REC</u>	<u>LCSD %REC</u>	<u>%REC CL</u>	<u>RPD</u>	<u>RPD CL</u>	<u>Qualifiers</u>
TPH as Gasoline	107	106	70-124	1	0-18	

RPD - Relative Percent Difference , CL - Control Limit



Quality Control - LCS/LCS Duplicate



Conestoga-Rovers & Associates
19449 Riverside Drive, Suite 230
Sonoma, CA 95476-6955

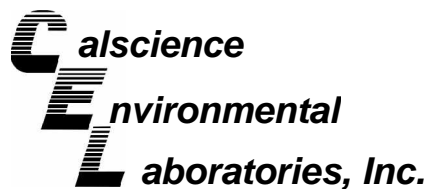
Date Received: N/A
Work Order No: 07-12-0173
Preparation: EPA 5030B
Method: EPA 8015B (M)

Project: 461 8th Street, Oakland, CA

Quality Control Sample ID	Matrix	Instrument	Date Prepared	Date Analyzed	LCS/LCSD Batch Number
099-12-279-1,351	Solid	GC 22	12/04/07	12/04/07	071204B02

<u>Parameter</u>	<u>LCS %REC</u>	<u>LCSD %REC</u>	<u>%REC CL</u>	<u>RPD</u>	<u>RPD CL</u>	<u>Qualifiers</u>
TPH as Gasoline	104	110	70-124	6	0-18	

RPD - Relative Percent Difference , CL - Control Limit



Quality Control - LCS/LCS Duplicate



Conestoga-Rovers & Associates
 19449 Riverside Drive, Suite 230
 Sonoma, CA 95476-6955


Date Received: N/A
 Work Order No: 07-12-0173
 Preparation: EPA 5030B
 Method: EPA 8015B (M)

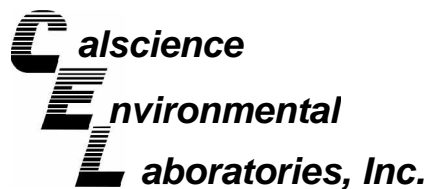
Project: 461 8th Street, Oakland, CA

Quality Control Sample ID	Matrix	Instrument	Date Prepared	Date Analyzed	LCS/LCSD Batch Number
099-12-279-1,347	Solid	GC 1	12/04/07	12/04/07	071204B01

Parameter	LCS %REC	LCSD %REC	%REC CL	RPD	RPD CL	Qualifiers
TPH as Gasoline	107	106	70-124	1	0-18	

RPD - Relative Percent Difference , CL - Control Limit





Quality Control - LCS/LCS Duplicate



Conestoga-Rovers & Associates
19449 Riverside Drive, Suite 230
Sonoma, CA 95476-6955

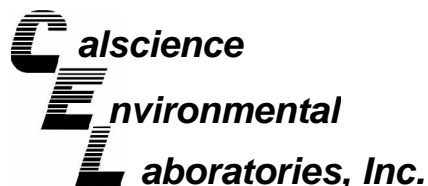
Date Received: N/A
Work Order No: 07-12-0173
Preparation: EPA 5030B
Method: EPA 8015B (M)

Project: 461 8th Street, Oakland, CA

Quality Control Sample ID	Matrix	Instrument	Date Prepared	Date Analyzed	LCS/LCSD Batch Number
099-12-436-1,216	Aqueous	GC 30	12/04/07	12/04/07	071204B02

<u>Parameter</u>	<u>LCS %REC</u>	<u>LCSD %REC</u>	<u>%REC CL</u>	<u>RPD</u>	<u>RPD CL</u>	<u>Qualifiers</u>
TPH as Gasoline	107	111	78-120	4	0-10	

RPD - Relative Percent Difference , CL - Control Limit



Quality Control - LCS/LCS Duplicate



Conestoga-Rovers & Associates
19449 Riverside Drive, Suite 230
Sonoma, CA 95476-6955

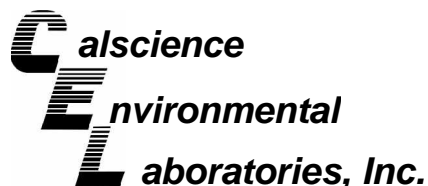
Date Received: N/A
Work Order No: 07-12-0173
Preparation: EPA 5030B
Method: EPA 8260B

Project: 461 8th Street, Oakland, CA

Quality Control Sample ID	Matrix	Instrument	Date Prepared	Date Analyzed	LCS/LCSD Batch Number
099-10-005-15,150	Solid	GC/MS X	12/04/07	12/04/07	071204L01

Parameter	LCS %REC	LCSD %REC	%REC CL	RPD	RPD CL	Qualifiers
Benzene	90	94	84-114	5	0-7	
Carbon Tetrachloride	96	102	66-132	7	0-12	
Chlorobenzene	93	96	87-111	3	0-7	
1,2-Dibromoethane	93	97	80-120	4	0-20	
1,2-Dichlorobenzene	90	91	79-115	1	0-8	
1,1-Dichloroethene	95	95	73-121	0	0-12	
Ethylbenzene	93	96	80-120	3	0-20	
Toluene	91	94	78-114	3	0-7	
Trichloroethene	92	97	84-114	5	0-8	
Vinyl Chloride	90	90	63-129	0	0-15	
Methyl-t-Butyl Ether (MTBE)	86	90	77-125	4	0-11	
Tert-Butyl Alcohol (TBA)	75	87	47-137	15	0-27	
Diisopropyl Ether (DIPE)	90	94	76-130	5	0-8	
Ethyl-t-Butyl Ether (ETBE)	85	89	76-124	4	0-12	
Tert-Amyl-Methyl Ether (TAME)	93	96	82-118	3	0-11	
Ethanol	81	90	59-131	11	0-21	

RPD - Relative Percent Difference , CL - Control Limit



Quality Control - LCS/LCS Duplicate



Conestoga-Rovers & Associates
19449 Riverside Drive, Suite 230
Sonoma, CA 95476-6955

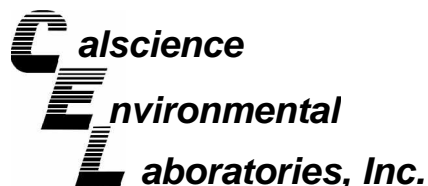
Date Received: N/A
Work Order No: 07-12-0173
Preparation: EPA 5030B
Method: EPA 8260B

Project: 461 8th Street, Oakland, CA

Quality Control Sample ID	Matrix	Instrument	Date Prepared	Date Analyzed	LCS/LCSD Batch Number
099-10-005-15,151	Solid	GC/MS X	12/04/07	12/04/07	071204L02

Parameter	LCS %REC	LCSD %REC	%REC CL	RPD	RPD CL	Qualifiers
Benzene	90	94	84-114	5	0-7	
Carbon Tetrachloride	96	102	66-132	7	0-12	
Chlorobenzene	93	96	87-111	3	0-7	
1,2-Dibromoethane	93	97	80-120	4	0-20	
1,2-Dichlorobenzene	90	91	79-115	1	0-8	
1,1-Dichloroethene	95	95	73-121	0	0-12	
Ethylbenzene	93	96	80-120	3	0-20	
Toluene	91	94	78-114	3	0-7	
Trichloroethene	92	97	84-114	5	0-8	
Vinyl Chloride	90	90	63-129	0	0-15	
Methyl-t-Butyl Ether (MTBE)	86	90	77-125	4	0-11	
Tert-Butyl Alcohol (TBA)	75	87	47-137	15	0-27	
Diisopropyl Ether (DIPE)	90	94	76-130	5	0-8	
Ethyl-t-Butyl Ether (ETBE)	85	89	76-124	4	0-12	
Tert-Amyl-Methyl Ether (TAME)	93	96	82-118	3	0-11	
Ethanol	81	90	59-131	11	0-21	

RPD - Relative Percent Difference , CL - Control Limit



Quality Control - LCS/LCS Duplicate



Conestoga-Rovers & Associates
19449 Riverside Drive, Suite 230
Sonoma, CA 95476-6955

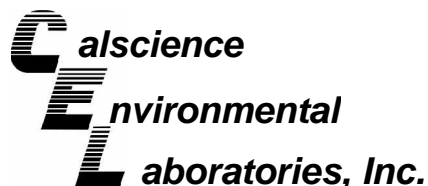
Date Received: N/A
Work Order No: 07-12-0173
Preparation: EPA 5030B
Method: EPA 8260B

Project: 461 8th Street, Oakland, CA

Quality Control Sample ID	Matrix	Instrument	Date Prepared	Date Analyzed	LCS/LCSD Batch Number
099-10-005-15,156	Solid	GC/MS X	12/04/07	12/05/07	071204L04

Parameter	LCS %REC	LCSD %REC	%REC CL	RPD	RPD CL	Qualifiers
Benzene	88	85	84-114	4	0-7	
Carbon Tetrachloride	91	92	66-132	0	0-12	
Chlorobenzene	92	87	87-111	5	0-7	
1,2-Dibromoethane	93	89	80-120	5	0-20	
1,2-Dichlorobenzene	89	87	79-115	3	0-8	
1,1-Dichloroethene	85	86	73-121	2	0-12	
Ethylbenzene	93	88	80-120	5	0-20	
Toluene	88	84	78-114	5	0-7	
Trichloroethene	95	86	84-114	10	0-8	X
Vinyl Chloride	89	84	63-129	6	0-15	
Methyl-t-Butyl Ether (MTBE)	91	90	77-125	1	0-11	
Tert-Butyl Alcohol (TBA)	78	71	47-137	9	0-27	
Diisopropyl Ether (DIPE)	91	90	76-130	1	0-8	
Ethyl-t-Butyl Ether (ETBE)	90	89	76-124	1	0-12	
Tert-Amyl-Methyl Ether (TAME)	98	93	82-118	5	0-11	
Ethanol	84	79	59-131	7	0-21	

RPD - Relative Percent Difference , CL - Control Limit



Quality Control - LCS/LCS Duplicate



Conestoga-Rovers & Associates
19449 Riverside Drive, Suite 230
Sonoma, CA 95476-6955

Date Received: N/A
Work Order No: 07-12-0173
Preparation: EPA 5030B
Method: EPA 8260B

Project: 461 8th Street, Oakland, CA

Quality Control Sample ID	Matrix	Instrument	Date Prepared	Date Analyzed	LCS/LCSD Batch Number
099-10-006-23,637	Aqueous	GC/MS T	12/04/07	12/04/07	071204L01

Parameter	LCS %REC	LCSD %REC	%REC CL	RPD	RPD CL	Qualifiers
Benzene	108	103	84-120	4	0-8	
Carbon Tetrachloride	105	100	63-147	5	0-10	
Chlorobenzene	106	102	89-119	3	0-7	
1,2-Dibromoethane	110	103	80-120	7	0-20	
1,2-Dichlorobenzene	110	106	89-119	4	0-9	
1,1-Dichloroethene	98	94	77-125	4	0-16	
Ethylbenzene	110	108	80-120	3	0-20	
Toluene	110	107	83-125	2	0-9	
Trichloroethene	108	103	89-119	5	0-8	
Vinyl Chloride	88	88	63-135	1	0-13	
Methyl-t-Butyl Ether (MTBE)	114	103	82-118	10	0-13	
Tert-Butyl Alcohol (TBA)	114	107	46-154	6	0-32	
Diisopropyl Ether (DIPE)	107	102	81-123	6	0-11	
Ethyl-t-Butyl Ether (ETBE)	113	104	74-122	8	0-12	
Tert-Amyl-Methyl Ether (TAME)	121	110	76-124	10	0-10	
Ethanol	105	95	60-138	10	0-32	

RPD - Relative Percent Difference , CL - Control Limit

Work Order Number: 07-12-0173

<u>Qualifier</u>	<u>Definition</u>
*	See applicable analysis comment.
1	Surrogate compound recovery was out of control due to a required sample dilution, therefore, the sample data was reported without further clarification.
2	Surrogate compound recovery was out of control due to matrix interference. The associated method blank surrogate spike compound was in control and, therefore, the sample data was reported without further clarification.
3	Recovery of the Matrix Spike (MS) or Matrix Spike Duplicate (MSD) compound was out of control due to matrix interference. The associated LCS and/or LCSD was in control and, therefore, the sample data was reported without further clarification.
4	The MS/MSD RPD was out of control due to matrix interference. The LCS/LCSD RPD was in control and, therefore, the sample data was reported without further clarification.
5	The PDS/PDSD associated with this batch of samples was out of control due to a matrix interference effect. The associated batch LCS/LCSD was in control and, hence, the associated sample data was reported with no further corrective action required.
A	Result is the average of all dilutions, as defined by the method.
B	Analyte was present in the associated method blank.
C	Analyte presence was not confirmed on primary column.
E	Concentration exceeds the calibration range.
H	Sample received and/or analyzed past the recommended holding time.
J	Analyte was detected at a concentration below the reporting limit and above the laboratory method detection limit. Reported value is estimated.
N	Nontarget Analyte.
ND	Parameter not detected at the indicated reporting limit.
Q	Spike recovery and RPD control limits do not apply resulting from the parameter concentration in the sample exceeding the spike concentration by a factor of four or greater.
U	Undetected at the laboratory method detection limit.
X	% Recovery and/or RPD out-of-range.
Z	Analyte presence was not confirmed by second column or GC/MS analysis.



LAB:

- TA - Irvine, California
- TA - Morgan Hill, California
- TA - Sacramento, California
- TA - Nashville, Tennessee
- Calscience
- Other _____



SHELL Chain Of Custody Record

NAME OF PERSON TO BILL: Denis Brown <input checked="" type="checkbox"/> ENVIRONMENTAL SERVICES <input type="checkbox"/> NETWORK DEV / FE <input type="checkbox"/> COMPLIANCE		<input type="checkbox"/> BILL CONSULTANT <input type="checkbox"/> RMT/CRMT		<input type="checkbox"/> CHECK BOX TO VERIFY IF NO INCIDENT # APPLIES		INCIDENT # (ES ONLY) 9 7 0 9 3 3 9 9						DATE: 11/30/07 PAGE: 1 of 2
						SAP or CRMT #						

SAMPLING COMPANY: Conestoga-Rovers & Associates (CRA) LOG CODE: CRAW		SITE ADDRESS: Street and City 461 8th St, Oakland, CA State:		GLOBAL ID NO.: T0600101263	
ADDRESS: 19449 Riverside Drive, Suite 230, Sonoma, CA 95476		EDF DELIVERABLE TO (Name, Company, Office Location): Felicia Ballard, CRA, Sonoma		PHONE NO.: 707-935-4850	
PROJECT CONTACT (Hardcopy or PDF Report to): Ana Friel		E-MAIL: sonomaedf@croworld.com		CONSULTANT PROJECT NO.: 241501-009	
TELEPHONE: 707-268-3812		FAX: 707-268-8180		E-MAIL: afriel@croworld.com	
TAT (STD IS 10 BUSINESS DAYS / RUSH IS CALENDAR DAYS): <input type="checkbox"/> STD <input type="checkbox"/> 5 DAY <input type="checkbox"/> 3 DAY <input type="checkbox"/> 2 DAY <input checked="" type="checkbox"/> 24 HOURS		<input type="checkbox"/> RESULTS NEEDED ON WEEKEND		LAB USE ONLY 120173	

<input type="checkbox"/> LA - RWQCB REPORT FORMAT <input type="checkbox"/> UST AGENCY:		REQUESTED ANALYSIS										FIELD NOTES: Container/Preservative or PID Readings or Laboratory Notes																
SPECIAL INSTRUCTIONS OR NOTES: <input type="checkbox"/> EDD NOT NEEDED <input checked="" type="checkbox"/> SHELL CONTRACT RATE APPLIES <input type="checkbox"/> STATE REIMB RATE APPLIES <input checked="" type="checkbox"/> RECEIPT VERIFICATION REQUESTED		<table border="1" style="width: 100%; border-collapse: collapse; text-align: center;"> <tr> <td>TPH - Purgeable (8260B)</td> <td>BTEX (8260B)</td> <td>MTBE (8260B)</td> <td>TBA (8260B)</td> <td>DIPE (8260B)</td> <td>TAME (8260B)</td> <td>ETBE (8260B)</td> <td>1,2 DCA (8260B)</td> <td>EDB (8260B)</td> <td>Ethanol (8260B)</td> <td>Methanol (8015M)</td> <td>VOCs by 8260B</td> <td>Semi-Volatiles by 8270C</td> <td>Lead <input type="checkbox"/> Total <input type="checkbox"/> STLC <input type="checkbox"/> TCLP</td> <td>LUFT5 <input type="checkbox"/> Total <input type="checkbox"/> STLC <input type="checkbox"/> TCLP</td> <td>CAM17 <input type="checkbox"/> Total <input type="checkbox"/> STLC <input type="checkbox"/> TCLP</td> <td>Test for Disposal (see attached)</td> </tr> </table>											TPH - Purgeable (8260B)	BTEX (8260B)	MTBE (8260B)	TBA (8260B)	DIPE (8260B)	TAME (8260B)	ETBE (8260B)	1,2 DCA (8260B)	EDB (8260B)	Ethanol (8260B)	Methanol (8015M)	VOCs by 8260B	Semi-Volatiles by 8270C	Lead <input type="checkbox"/> Total <input type="checkbox"/> STLC <input type="checkbox"/> TCLP	LUFT5 <input type="checkbox"/> Total <input type="checkbox"/> STLC <input type="checkbox"/> TCLP	CAM17 <input type="checkbox"/> Total <input type="checkbox"/> STLC <input type="checkbox"/> TCLP
TPH - Purgeable (8260B)	BTEX (8260B)	MTBE (8260B)	TBA (8260B)	DIPE (8260B)	TAME (8260B)	ETBE (8260B)	1,2 DCA (8260B)	EDB (8260B)	Ethanol (8260B)	Methanol (8015M)	VOCs by 8260B	Semi-Volatiles by 8270C	Lead <input type="checkbox"/> Total <input type="checkbox"/> STLC <input type="checkbox"/> TCLP	LUFT5 <input type="checkbox"/> Total <input type="checkbox"/> STLC <input type="checkbox"/> TCLP	CAM17 <input type="checkbox"/> Total <input type="checkbox"/> STLC <input type="checkbox"/> TCLP	Test for Disposal (see attached)												

LAB USE ONLY	Field Sample Identification	SAMPLING		MATRIX	NO. OF CONT.	TPH - Purgeable (8260B)	BTEX (8260B)	MTBE (8260B)	TBA (8260B)	DIPE (8260B)	TAME (8260B)	ETBE (8260B)	1,2 DCA (8260B)	EDB (8260B)	Ethanol (8260B)	Methanol (8015M)	VOCs by 8260B	Semi-Volatiles by 8270C	Lead <input type="checkbox"/> Total <input type="checkbox"/> STLC <input type="checkbox"/> TCLP	LUFT5 <input type="checkbox"/> Total <input type="checkbox"/> STLC <input type="checkbox"/> TCLP	CAM17 <input type="checkbox"/> Total <input type="checkbox"/> STLC <input type="checkbox"/> TCLP	Test for Disposal (see attached)	TEMPERATURE ON RECEIPT C°	
		DATE	TIME																					
	B-24-5	11/30/07	9:10	soil	(X)	x	x																	
	B-24-11.5		9:25		(X)																			
	B-24-15		9:30		(X)																			
	B-24-20		9:35		(X)																			
	B-24-25		9:40		(X)																			
	B-24-30		9:45																					
	B-24-35-30		9:50		(X)																			
	B-24-40-32		10:10	↓	(X)																			
	B-24-GW		10:40	GW	(X)	↓	↓																	

Relinquished by: (Signature) <i>[Signature]</i>	Received by: (Signature) Secure location	Date: 11/30/07	Time: 16:30
Relinquished by: (Signature) <i>[Signature]</i>	Received by: (Signature) <i>[Signature]</i>	Date: 12/3/07	Time: 1528
Relinquished by: (Signature) GSO	Received by: (Signature) Duke Nish	Date: 12-4-07	Time: 10:38

05/02/08 Revision

LAB:

- TA - Irvine, California
- TA - Morgan Hill, California
- TA - Sacramento, California
- TA - Nashville, Tennessee
- Calscience
- Other _____



SHELL Chain Of Custody Record

NAME OF PERSON TO BILL: Denis Brown

INCIDENT # (ES ONLY)

9 7 0 9 3 3 9 9

DATE: 11/30/07

PAGE: 2 of 2

ENVIRONMENTAL SERVICES

CHECK BOX TO VERIFY IF NO INCIDENT # APPLIES

NETWORK DEV / FE

BILL CONSULTANT

PO #

SAP or CRMT #

COMPLIANCE

RMT/CRMT

SAMPLING COMPANY: Conestoga-Rovers & Associates (CRA)		LOG CODE: CRAW	SITE ADDRESS: Street and City 461 8th St, Oakland, CA		State	GLOBAL ID NO.: T0600101263
ADDRESS: 19449 Riverside Drive, Suite 230, Sonoma, CA 95476			EDF DELIVERABLE TO (Name, Company, Office Location): Felicia Ballard, CRA, Sonoma		PHONE NO.: 707-935-4850	E-MAIL: sonomaedf@craworld.com
PROJECT CONTACT (Hardcopy or PDF Report to): Ana Friel			SAMPLER NAME(S) (Print): Lauren Goldfinch		CONSULTANT PROJECT NO.: 241501-009	
TELEPHONE: 707-268-3812	FAX: 707-268-8180	E-MAIL: afriel@craworld.com	LAB USE ONLY 12.0173			

TAT (STD IS 10 BUSINESS DAYS / RUSH IS CALENDAR DAYS):
 STD 5 DAY 3 DAY 2 DAY 24 HOURS
 RESULTS NEEDED ON WEEKEND

REQUESTED ANALYSIS

LA - RWQCB REPORT FORMAT UST AGENCY:

SPECIAL INSTRUCTIONS OR NOTES:
 EDD NOT NEEDED
 SHELL CONTRACT RATE APPLIES
 STATE REIMB RATE APPLIES
 RECEIPT VERIFICATION REQUESTED

TPH - Purgeable (8260B)	BTEX (8260B)	MTBE (8260B)	TBA (8260B)	DIPE (8260B)	TAME (8260B)	ETBE (8260B)	1,2 DCA (8260B)	EDB (8260B)	Ethanol (8260B)	Methanol (8015M)	VOCs by 8260B	Semi-Volatiles by 8270C	Lead <input type="checkbox"/> Total <input type="checkbox"/> STLC <input type="checkbox"/> TCLP	LUFT5 <input type="checkbox"/> Total <input type="checkbox"/> STLC <input type="checkbox"/> TCLP	CAM17 <input type="checkbox"/> Total <input type="checkbox"/> STLC <input type="checkbox"/> TCLP	Test for Disposal (see attached)
x	x															
		x														
		x														

FIELD NOTES:
 Container/Preservative
 or PID Readings
 or Laboratory Notes

TEMPERATURE ON RECEIPT C°

LAB USE ONLY	Field Sample Identification	SAMPLING		MATRIX	NO. OF CONT.
		DATE	TIME		
	B-26-5	11/30/07	12:25	soil	1 x
	B-26-10	↓	12:35	↓	1 x
	B-26-15	↓	13:25	↓	1 x


Relinquished by: (Signature) <i>[Signature]</i>	Received by: (Signature) <i>secure location</i>	Date: 11/30/07	Time: 16:30
Relinquished by: (Signature) <i>[Signature]</i>	Received by: (Signature) <i>[Signature]</i>	Date: 12/3/07	Time: 1528

GSO

Duke Nishi

12.4.07

10:38



WORK ORDER #: 07-12-0173

Cooler _____ of _____

SAMPLE RECEIPT FORM

CLIENT: CRA

DATE: 12.4.07

TEMPERATURE - SAMPLES RECEIVED BY:

CALSCIENCE COURIER:

- Chilled, cooler with temperature blank provided.
Chilled, cooler without temperature blank.
Chilled and placed in cooler with wet ice.
Ambient and placed in cooler with wet ice.
Ambient temperature.
°C Temperature blank.

LABORATORY (Other than CalScience Courier):

- °C Temperature blank.
30 °C IR thermometer.
Ambient temperature.

Initial: DN

CUSTODY SEAL INTACT:

Sample(s): Cooler: No (Not Intact) : Not Present: X

Initial: DN

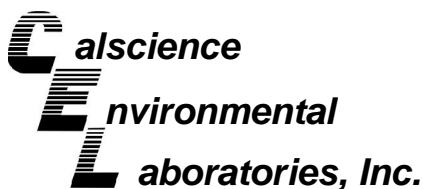
SAMPLE CONDITION:

Table with 4 columns: Item, Yes, No, N/A. Rows include Chain-Of-Custody document(s), Sampler's name, Sample container label(s), Sample container(s) intact, Correct containers and volume, Proper preservation, VOA vial(s) free of headspace, Tedlar bag(s) free of condensation.

Initial: DN

COMMENTS:

Blank lines for handwritten comments.



December 26, 2007

Ana Friel
Conestoga-Rovers & Associates
19449 Riverside Drive, Suite 230
Sonoma, CA 95476-6955

Subject: **CalScience Work Order No.: 07-12-1247**
Client Reference: 461 8th Street, Oakland, CA

Dear Client:

Enclosed is an analytical report for the above-referenced project. The samples included in this report were received 12/14/2007 and analyzed in accordance with the attached chain-of-custody.

Unless otherwise noted, all analytical testing was accomplished in accordance with the guidelines established in our Quality Systems Manual, applicable standard operating procedures, and other related documentation. The original report of subcontracted analysis, if any, is provided herein, and follows the standard CalScience data package. The results in this analytical report are limited to the samples tested and any reproduction thereof must be made in its entirety.

If you have any questions regarding this report, please do not hesitate to contact the undersigned.

Sincerely,

A handwritten signature in black ink, appearing to read 'Danielle Gonsman', with a long horizontal flourish extending to the right.

CalScience Environmental
Laboratories, Inc.
Danielle Gonsman
Project Manager

Analytical Report



Conestoga-Rovers & Associates
19449 Riverside Drive, Suite 230
Sonoma, CA 95476-6955

Date Received: 12/14/07
Work Order No: 07-12-1247
Preparation: EPA 5030B
Method: EPA 8015B (M)

Project: 461 8th Street, Oakland, CA

Page 1 of 4

Client Sample Number	Lab Sample Number	Date Collected	Matrix	Instrument	Date Prepared	Date Analyzed	QC Batch ID
S-14-5	07-12-1247-1-A	12/12/07	Solid	GC 22	12/15/07	12/15/07	071215B01

Parameter	Result	RL	DF	Qual	Units
TPH as Gasoline	ND	0.50	1		mg/kg
<u>Surrogates:</u>	<u>REC (%)</u>	<u>Control Limits</u>		<u>Qual</u>	
1,4-Bromofluorobenzene - FID	84	42-126			

S-14-10	07-12-1247-2-A	12/12/07	Solid	GC 22	12/15/07	12/15/07	071215B01
----------------	-----------------------	-----------------	--------------	--------------	-----------------	-----------------	------------------

Parameter	Result	RL	DF	Qual	Units
TPH as Gasoline	ND	0.50	1		mg/kg
<u>Surrogates:</u>	<u>REC (%)</u>	<u>Control Limits</u>		<u>Qual</u>	
1,4-Bromofluorobenzene - FID	87	42-126			

S-14-15.5	07-12-1247-3-A	12/12/07	Solid	GC 22	12/15/07	12/15/07	071215B01
------------------	-----------------------	-----------------	--------------	--------------	-----------------	-----------------	------------------

Parameter	Result	RL	DF	Qual	Units
TPH as Gasoline	ND	0.50	1		mg/kg
<u>Surrogates:</u>	<u>REC (%)</u>	<u>Control Limits</u>		<u>Qual</u>	
1,4-Bromofluorobenzene - FID	87	42-126			

S-14-20	07-12-1247-4-A	12/12/07	Solid	GC 22	12/14/07	12/15/07	071214B01
----------------	-----------------------	-----------------	--------------	--------------	-----------------	-----------------	------------------

Parameter	Result	RL	DF	Qual	Units
TPH as Gasoline	3100	62	125		mg/kg
<u>Surrogates:</u>	<u>REC (%)</u>	<u>Control Limits</u>		<u>Qual</u>	
1,4-Bromofluorobenzene - FID	111	42-126			

RL - Reporting Limit , DF - Dilution Factor , Qual - Qualifiers

Analytical Report



Conestoga-Rovers & Associates
19449 Riverside Drive, Suite 230
Sonoma, CA 95476-6955

Date Received: 12/14/07
Work Order No: 07-12-1247
Preparation: EPA 5030B
Method: EPA 8015B (M)

Project: 461 8th Street, Oakland, CA

Page 2 of 4

Client Sample Number	Lab Sample Number	Date Collected	Matrix	Instrument	Date Prepared	Date Analyzed	QC Batch ID
S-14-25.5	07-12-1247-5-A	12/12/07	Solid	GC 22	12/15/07	12/15/07	071215B01

Parameter	Result	RL	DF	Qual	Units
TPH as Gasoline	2.9	0.50	1		mg/kg
<u>Surrogates:</u>	<u>REC (%)</u>	<u>Control Limits</u>		<u>Qual</u>	
1,4-Bromofluorobenzene - FID	90	42-126			

S-14-30	07-12-1247-6-A	12/12/07	Solid	GC 22	12/15/07	12/15/07	071215B01
---------	----------------	----------	-------	-------	----------	----------	-----------

Parameter	Result	RL	DF	Qual	Units
TPH as Gasoline	ND	0.50	1		mg/kg
<u>Surrogates:</u>	<u>REC (%)</u>	<u>Control Limits</u>		<u>Qual</u>	
1,4-Bromofluorobenzene - FID	84	42-126			

S-13-5.5	07-12-1247-7-A	12/12/07	Solid	GC 22	12/15/07	12/15/07	071215B01
----------	----------------	----------	-------	-------	----------	----------	-----------

Parameter	Result	RL	DF	Qual	Units
TPH as Gasoline	ND	0.50	1		mg/kg
<u>Surrogates:</u>	<u>REC (%)</u>	<u>Control Limits</u>		<u>Qual</u>	
1,4-Bromofluorobenzene - FID	82	42-126			

S-13-10	07-12-1247-8-A	12/12/07	Solid	GC 22	12/15/07	12/15/07	071215B01
---------	----------------	----------	-------	-------	----------	----------	-----------

Parameter	Result	RL	DF	Qual	Units
TPH as Gasoline	ND	0.50	1		mg/kg
<u>Surrogates:</u>	<u>REC (%)</u>	<u>Control Limits</u>		<u>Qual</u>	
1,4-Bromofluorobenzene - FID	80	42-126			

RL - Reporting Limit , DF - Dilution Factor , Qual - Qualifiers

Analytical Report



Conestoga-Rovers & Associates
19449 Riverside Drive, Suite 230
Sonoma, CA 95476-6955

Date Received: 12/14/07
Work Order No: 07-12-1247
Preparation: EPA 5030B
Method: EPA 8015B (M)

Project: 461 8th Street, Oakland, CA

Page 3 of 4

Client Sample Number	Lab Sample Number	Date Collected	Matrix	Instrument	Date Prepared	Date Analyzed	QC Batch ID
S-13-15	07-12-1247-9-A	12/12/07	Solid	GC 22	12/15/07	12/15/07	071215B01

Parameter	Result	RL	DF	Qual	Units
TPH as Gasoline	ND	0.50	1		mg/kg
<u>Surrogates:</u>	<u>REC (%)</u>	<u>Control Limits</u>		<u>Qual</u>	
1,4-Bromofluorobenzene - FID	85	42-126			

S-13-20.5	07-12-1247-10-A	12/12/07	Solid	GC 22	12/14/07	12/15/07	071214B01
-----------	-----------------	----------	-------	-------	----------	----------	-----------

Parameter	Result	RL	DF	Qual	Units
TPH as Gasoline	340	5.0	10		mg/kg
<u>Surrogates:</u>	<u>REC (%)</u>	<u>Control Limits</u>		<u>Qual</u>	
1,4-Bromofluorobenzene - FID	120	42-126			

S-13-25	07-12-1247-11-A	12/12/07	Solid	GC 22	12/14/07	12/15/07	071214B01
---------	-----------------	----------	-------	-------	----------	----------	-----------

Parameter	Result	RL	DF	Qual	Units
TPH as Gasoline	62	12	25		mg/kg
<u>Surrogates:</u>	<u>REC (%)</u>	<u>Control Limits</u>		<u>Qual</u>	
1,4-Bromofluorobenzene - FID	84	42-126			

S-13-31	07-12-1247-12-A	12/12/07	Solid	GC 22	12/15/07	12/15/07	071215B01
---------	-----------------	----------	-------	-------	----------	----------	-----------

Parameter	Result	RL	DF	Qual	Units
TPH as Gasoline	ND	0.50	1		mg/kg
<u>Surrogates:</u>	<u>REC (%)</u>	<u>Control Limits</u>		<u>Qual</u>	
1,4-Bromofluorobenzene - FID	79	42-126			

RL - Reporting Limit , DF - Dilution Factor , Qual - Qualifiers

Analytical Report



Conestoga-Rovers & Associates
19449 Riverside Drive, Suite 230
Sonoma, CA 95476-6955

Date Received: 12/14/07
Work Order No: 07-12-1247
Preparation: EPA 5030B
Method: EPA 8015B (M)

Project: 461 8th Street, Oakland, CA

Page 4 of 4

Client Sample Number	Lab Sample Number	Date Collected	Matrix	Instrument	Date Prepared	Date Analyzed	QC Batch ID
S-13-35	07-12-1247-13-A	12/12/07	Solid	GC 22	12/15/07	12/15/07	071215B01

Parameter	Result	RL	DF	Qual	Units
TPH as Gasoline	1.2	0.50	1		mg/kg
<u>Surrogates:</u>	<u>REC (%)</u>	<u>Control Limits</u>		<u>Qual</u>	
1,4-Bromofluorobenzene - FID	86	42-126			

S-14-35	07-12-1247-14-A	12/12/07	Solid	GC 22	12/15/07	12/15/07	071215B01
---------	-----------------	----------	-------	-------	----------	----------	-----------

Parameter	Result	RL	DF	Qual	Units
TPH as Gasoline	ND	0.50	1		mg/kg
<u>Surrogates:</u>	<u>REC (%)</u>	<u>Control Limits</u>		<u>Qual</u>	
1,4-Bromofluorobenzene - FID	77	42-126			

Method Blank	099-12-279-1,377	N/A	Solid	GC 22	12/15/07	12/15/07	071215B01
--------------	------------------	-----	-------	-------	----------	----------	-----------

Parameter	Result	RL	DF	Qual	Units
TPH as Gasoline	ND	0.50	1		mg/kg
<u>Surrogates:</u>	<u>REC (%)</u>	<u>Control Limits</u>		<u>Qual</u>	
1,4-Bromofluorobenzene - FID	86	42-126			

Method Blank	099-12-279-1,379	N/A	Solid	GC 22	12/14/07	12/14/07	071214B01
--------------	------------------	-----	-------	-------	----------	----------	-----------

Parameter	Result	RL	DF	Qual	Units
TPH as Gasoline	ND	5.0	10		mg/kg
<u>Surrogates:</u>	<u>REC (%)</u>	<u>Control Limits</u>		<u>Qual</u>	
1,4-Bromofluorobenzene - FID	85	42-126			

RL - Reporting Limit , DF - Dilution Factor , Qual - Qualifiers

Analytical Report



Conestoga-Rovers & Associates
19449 Riverside Drive, Suite 230
Sonoma, CA 95476-6955

Date Received: 12/14/07
Work Order No: 07-12-1247
Preparation: EPA 5030B
Method: EPA 8260B
Units: mg/kg

Project: 461 8th Street, Oakland, CA

Page 1 of 5

Client Sample Number	Lab Sample Number	Date Collected	Matrix	Instrument	Date Prepared	Date Analyzed	QC Batch ID
S-14-5	07-12-1247-1-A	12/12/07	Solid	GC/MS Q	12/19/07	12/20/07	071219L02

Parameter	Result	RL	DF	Qual	Parameter	Result	RL	DF	Qual
Benzene	ND	0.0050	1		p/m-Xylene	ND	0.0050	1	
Ethylbenzene	ND	0.0050	1		o-Xylene	ND	0.0050	1	
Toluene	ND	0.0050	1						
Surrogates:	REC (%)	Control Limits		Qual	Surrogates:	REC (%)	Control Limits		Qual
Dibromofluoromethane	127	73-139			1,2-Dichloroethane-d4	127	73-145		
Toluene-d8	91	90-108			1,4-Bromofluorobenzene	78	71-113		

Client Sample Number	Lab Sample Number	Date Collected	Matrix	Instrument	Date Prepared	Date Analyzed	QC Batch ID
S-14-10	07-12-1247-2-A	12/12/07	Solid	GC/MS Q	12/19/07	12/20/07	071219L02

Parameter	Result	RL	DF	Qual	Parameter	Result	RL	DF	Qual
Benzene	ND	0.0050	1		p/m-Xylene	ND	0.0050	1	
Ethylbenzene	ND	0.0050	1		o-Xylene	ND	0.0050	1	
Toluene	ND	0.0050	1						
Surrogates:	REC (%)	Control Limits		Qual	Surrogates:	REC (%)	Control Limits		Qual
Dibromofluoromethane	128	73-139			1,2-Dichloroethane-d4	126	73-145		
Toluene-d8	94	90-108			1,4-Bromofluorobenzene	76	71-113		


Client Sample Number	Lab Sample Number	Date Collected	Matrix	Instrument	Date Prepared	Date Analyzed	QC Batch ID
S-14-15.5	07-12-1247-3-A	12/12/07	Solid	GC/MS Q	12/19/07	12/20/07	071219L02

Parameter	Result	RL	DF	Qual	Parameter	Result	RL	DF	Qual
Benzene	0.014	0.0050	1		p/m-Xylene	ND	0.0050	1	
Ethylbenzene	ND	0.0050	1		o-Xylene	ND	0.0050	1	
Toluene	ND	0.0050	1						
Surrogates:	REC (%)	Control Limits		Qual	Surrogates:	REC (%)	Control Limits		Qual
Dibromofluoromethane	125	73-139			1,2-Dichloroethane-d4	127	73-145		
Toluene-d8	93	90-108			1,4-Bromofluorobenzene	80	71-113		

Client Sample Number	Lab Sample Number	Date Collected	Matrix	Instrument	Date Prepared	Date Analyzed	QC Batch ID
S-14-20	07-12-1247-4-A	12/12/07	Solid	GC/MS Q	12/20/07	12/20/07	071220L02

Parameter	Result	RL	DF	Qual	Parameter	Result	RL	DF	Qual
Benzene	6.7	1.2	250		p/m-Xylene	230	1.2	250	
Ethylbenzene	66	1.2	250		o-Xylene	78	1.2	250	
Toluene	42	1.2	250						
Surrogates:	REC (%)	Control Limits		Qual	Surrogates:	REC (%)	Control Limits		Qual
Dibromofluoromethane	98	73-139			1,2-Dichloroethane-d4	97	73-145		
Toluene-d8	99	90-108			1,4-Bromofluorobenzene	90	71-113		

RL - Reporting Limit , DF - Dilution Factor , Qual - Qualifiers



Analytical Report



Conestoga-Rovers & Associates
19449 Riverside Drive, Suite 230
Sonoma, CA 95476-6955

Date Received: 12/14/07
Work Order No: 07-12-1247
Preparation: EPA 5030B
Method: EPA 8260B
Units: mg/kg

Project: 461 8th Street, Oakland, CA

Page 2 of 5

Client Sample Number	Lab Sample Number	Date Collected	Matrix	Instrument	Date Prepared	Date Analyzed	QC Batch ID
S-14-25.5	07-12-1247-5-A	12/12/07	Solid	GC/MS Q	12/19/07	12/20/07	071219L02

Parameter	Result	RL	DF	Qual	Parameter	Result	RL	DF	Qual
Benzene	0.0050	0.0050	1		p/m-Xylene	0.082	0.0050	1	
Ethylbenzene	0.037	0.0050	1		o-Xylene	0.0090	0.0050	1	
Toluene	0.0074	0.0050	1						
<u>Surrogates:</u>	<u>REC (%)</u>	<u>Control Limits</u>		<u>Qual</u>	<u>Surrogates:</u>	<u>REC (%)</u>	<u>Control Limits</u>		<u>Qual</u>
Dibromofluoromethane	100	73-139			1,2-Dichloroethane-d4	98	73-145		
Toluene-d8	103	90-108			1,4-Bromofluorobenzene	97	71-113		

Client Sample Number	Lab Sample Number	Date Collected	Matrix	Instrument	Date Prepared	Date Analyzed	QC Batch ID
S-14-30	07-12-1247-6-A	12/12/07	Solid	GC/MS Q	12/19/07	12/20/07	071219L02

Parameter	Result	RL	DF	Qual	Parameter	Result	RL	DF	Qual
Benzene	ND	0.0050	1		p/m-Xylene	ND	0.0050	1	
Ethylbenzene	ND	0.0050	1		o-Xylene	ND	0.0050	1	
Toluene	ND	0.0050	1						
<u>Surrogates:</u>	<u>REC (%)</u>	<u>Control Limits</u>		<u>Qual</u>	<u>Surrogates:</u>	<u>REC (%)</u>	<u>Control Limits</u>		<u>Qual</u>
Dibromofluoromethane	113	73-139			1,2-Dichloroethane-d4	112	73-145		
Toluene-d8	94	90-108			1,4-Bromofluorobenzene	78	71-113		


Client Sample Number	Lab Sample Number	Date Collected	Matrix	Instrument	Date Prepared	Date Analyzed	QC Batch ID
S-13-5.5	07-12-1247-7-A	12/12/07	Solid	GC/MS Q	12/19/07	12/20/07	071219L02

Parameter	Result	RL	DF	Qual	Parameter	Result	RL	DF	Qual
Benzene	ND	0.0050	1		p/m-Xylene	ND	0.0050	1	
Ethylbenzene	ND	0.0050	1		o-Xylene	ND	0.0050	1	
Toluene	ND	0.0050	1						
<u>Surrogates:</u>	<u>REC (%)</u>	<u>Control Limits</u>		<u>Qual</u>	<u>Surrogates:</u>	<u>REC (%)</u>	<u>Control Limits</u>		<u>Qual</u>
Dibromofluoromethane	125	73-139			1,2-Dichloroethane-d4	124	73-145		
Toluene-d8	94	90-108			1,4-Bromofluorobenzene	78	71-113		

Client Sample Number	Lab Sample Number	Date Collected	Matrix	Instrument	Date Prepared	Date Analyzed	QC Batch ID
S-13-10	07-12-1247-8-A	12/12/07	Solid	GC/MS Q	12/19/07	12/20/07	071219L02

Parameter	Result	RL	DF	Qual	Parameter	Result	RL	DF	Qual
Benzene	ND	0.0050	1		p/m-Xylene	ND	0.0050	1	
Ethylbenzene	ND	0.0050	1		o-Xylene	ND	0.0050	1	
Toluene	ND	0.0050	1						
<u>Surrogates:</u>	<u>REC (%)</u>	<u>Control Limits</u>		<u>Qual</u>	<u>Surrogates:</u>	<u>REC (%)</u>	<u>Control Limits</u>		<u>Qual</u>
Dibromofluoromethane	127	73-139			1,2-Dichloroethane-d4	129	73-145		
Toluene-d8	94	90-108			1,4-Bromofluorobenzene	80	71-113		

RL - Reporting Limit , DF - Dilution Factor , Qual - Qualifiers



Analytical Report

Conestoga-Rovers & Associates
19449 Riverside Drive, Suite 230
Sonoma, CA 95476-6955

Date Received: 12/14/07
Work Order No: 07-12-1247
Preparation: EPA 5030B
Method: EPA 8260B
Units: mg/kg

Project: 461 8th Street, Oakland, CA

Page 3 of 5

Client Sample Number	Lab Sample Number	Date Collected	Matrix	Instrument	Date Prepared	Date Analyzed	QC Batch ID
S-13-15	07-12-1247-9-A	12/12/07	Solid	GC/MS Q	12/19/07	12/20/07	071219L02

Parameter	Result	RL	DF	Qual	Parameter	Result	RL	DF	Qual
Benzene	ND	0.0050	1		p/m-Xylene	ND	0.0050	1	
Ethylbenzene	ND	0.0050	1		o-Xylene	ND	0.0050	1	
Toluene	ND	0.0050	1						
<u>Surrogates:</u>	<u>REC (%)</u>	<u>Control Limits</u>		<u>Qual</u>	<u>Surrogates:</u>	<u>REC (%)</u>	<u>Control Limits</u>		<u>Qual</u>
Dibromofluoromethane	127	73-139			1,2-Dichloroethane-d4	127	73-145		
Toluene-d8	95	90-108			1,4-Bromofluorobenzene	78	71-113		

Client Sample Number	Lab Sample Number	Date Collected	Matrix	Instrument	Date Prepared	Date Analyzed	QC Batch ID
S-13-20.5	07-12-1247-10-A	12/12/07	Solid	GC/MS Q	12/20/07	12/20/07	071220L02

Parameter	Result	RL	DF	Qual	Parameter	Result	RL	DF	Qual
Benzene	ND	0.12	25		p/m-Xylene	6.3	0.12	25	
Ethylbenzene	1.1	0.12	25		o-Xylene	2.4	0.12	25	
Toluene	0.48	0.12	25						
<u>Surrogates:</u>	<u>REC (%)</u>	<u>Control Limits</u>		<u>Qual</u>	<u>Surrogates:</u>	<u>REC (%)</u>	<u>Control Limits</u>		<u>Qual</u>
Dibromofluoromethane	115	73-139			1,2-Dichloroethane-d4	116	73-145		
Toluene-d8	99	90-108			1,4-Bromofluorobenzene	86	71-113		


Client Sample Number	Lab Sample Number	Date Collected	Matrix	Instrument	Date Prepared	Date Analyzed	QC Batch ID
S-13-25	07-12-1247-11-A	12/12/07	Solid	GC/MS Z	12/21/07	12/21/07	071221L01

Parameter	Result	RL	DF	Qual	Parameter	Result	RL	DF	Qual
Benzene	0.017	0.0050	1		p/m-Xylene	0.11	0.0050	1	
Ethylbenzene	0.030	0.0050	1		o-Xylene	0.036	0.0050	1	
Toluene	0.053	0.0050	1						
<u>Surrogates:</u>	<u>REC (%)</u>	<u>Control Limits</u>		<u>Qual</u>	<u>Surrogates:</u>	<u>REC (%)</u>	<u>Control Limits</u>		<u>Qual</u>
Dibromofluoromethane	104	73-139			1,2-Dichloroethane-d4	104	73-145		
Toluene-d8	104	90-108			1,4-Bromofluorobenzene	98	71-113		

Client Sample Number	Lab Sample Number	Date Collected	Matrix	Instrument	Date Prepared	Date Analyzed	QC Batch ID
S-13-31	07-12-1247-12-A	12/12/07	Solid	GC/MS Q	12/19/07	12/20/07	071219L02

Parameter	Result	RL	DF	Qual	Parameter	Result	RL	DF	Qual
Benzene	ND	0.0050	1		p/m-Xylene	ND	0.0050	1	
Ethylbenzene	ND	0.0050	1		o-Xylene	ND	0.0050	1	
Toluene	ND	0.0050	1						
<u>Surrogates:</u>	<u>REC (%)</u>	<u>Control Limits</u>		<u>Qual</u>	<u>Surrogates:</u>	<u>REC (%)</u>	<u>Control Limits</u>		<u>Qual</u>
Dibromofluoromethane	125	73-139			1,2-Dichloroethane-d4	126	73-145		
Toluene-d8	93	90-108			1,4-Bromofluorobenzene	78	71-113		

RL - Reporting Limit , DF - Dilution Factor , Qual - Qualifiers



Analytical Report



Conestoga-Rovers & Associates
19449 Riverside Drive, Suite 230
Sonoma, CA 95476-6955

Date Received: 12/14/07
Work Order No: 07-12-1247
Preparation: EPA 5030B
Method: EPA 8260B
Units: mg/kg

Project: 461 8th Street, Oakland, CA

Page 4 of 5

Client Sample Number	Lab Sample Number	Date Collected	Matrix	Instrument	Date Prepared	Date Analyzed	QC Batch ID
S-13-35	07-12-1247-13-A	12/12/07	Solid	GC/MS Q	12/20/07	12/20/07	071220L01

Parameter	Result	RL	DF	Qual	Parameter	Result	RL	DF	Qual
Benzene	ND	0.0050	1		p/m-Xylene	0.0077	0.0050	1	
Ethylbenzene	ND	0.0050	1		o-Xylene	ND	0.0050	1	
Toluene	0.0069	0.0050	1						
Surrogates:	REC (%)	Control Limits		Qual	Surrogates:	REC (%)	Control Limits		Qual
Dibromofluoromethane	122	73-139			1,2-Dichloroethane-d4	123	73-145		
Toluene-d8	95	90-108			1,4-Bromofluorobenzene	81	71-113		

Client Sample Number	Lab Sample Number	Date Collected	Matrix	Instrument	Date Prepared	Date Analyzed	QC Batch ID
S-14-35	07-12-1247-14-A	12/12/07	Solid	GC/MS Q	12/20/07	12/20/07	071220L01

Parameter	Result	RL	DF	Qual	Parameter	Result	RL	DF	Qual
Benzene	ND	0.0050	1		p/m-Xylene	ND	0.0050	1	
Ethylbenzene	ND	0.0050	1		o-Xylene	ND	0.0050	1	
Toluene	ND	0.0050	1						
Surrogates:	REC (%)	Control Limits		Qual	Surrogates:	REC (%)	Control Limits		Qual
Dibromofluoromethane	113	73-139			1,2-Dichloroethane-d4	117	73-145		
Toluene-d8	94	90-108			1,4-Bromofluorobenzene	79	71-113		


Client Sample Number	Lab Sample Number	Date Collected	Matrix	Instrument	Date Prepared	Date Analyzed	QC Batch ID
Method Blank	099-10-005-15,219	N/A	Solid	GC/MS Q	12/19/07	12/20/07	071219L02

Parameter	Result	RL	DF	Qual	Parameter	Result	RL	DF	Qual
Benzene	ND	0.0050	1		p/m-Xylene	ND	0.0050	1	
Ethylbenzene	ND	0.0050	1		o-Xylene	ND	0.0050	1	
Toluene	ND	0.0050	1						
Surrogates:	REC (%)	Control Limits		Qual	Surrogates:	REC (%)	Control Limits		Qual
Dibromofluoromethane	124	73-139			1,2-Dichloroethane-d4	123	73-145		
Toluene-d8	94	90-108			1,4-Bromofluorobenzene	80	71-113		

Client Sample Number	Lab Sample Number	Date Collected	Matrix	Instrument	Date Prepared	Date Analyzed	QC Batch ID
Method Blank	099-10-005-15,228	N/A	Solid	GC/MS Q	12/20/07	12/20/07	071220L01

Parameter	Result	RL	DF	Qual	Parameter	Result	RL	DF	Qual
Benzene	ND	0.0050	1		p/m-Xylene	ND	0.0050	1	
Ethylbenzene	ND	0.0050	1		o-Xylene	ND	0.0050	1	
Toluene	ND	0.0050	1						
Surrogates:	REC (%)	Control Limits		Qual	Surrogates:	REC (%)	Control Limits		Qual
Dibromofluoromethane	121	73-139			1,2-Dichloroethane-d4	122	73-145		
Toluene-d8	94	90-108			1,4-Bromofluorobenzene	80	71-113		

RL - Reporting Limit , DF - Dilution Factor , Qual - Qualifiers



Analytical Report



Conestoga-Rovers & Associates
 19449 Riverside Drive, Suite 230
 Sonoma, CA 95476-6955

Date Received: 12/14/07
 Work Order No: 07-12-1247
 Preparation: EPA 5030B
 Method: EPA 8260B
 Units: mg/kg

Project: 461 8th Street, Oakland, CA

Page 5 of 5

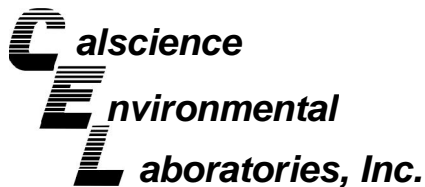
Client Sample Number	Lab Sample Number	Date Collected	Matrix	Instrument	Date Prepared	Date Analyzed	QC Batch ID
Method Blank	099-10-005-15,229	N/A	Solid	GC/MS Q	12/20/07	12/20/07	071220L02

Parameter	Result	RL	DF	Qual	Parameter	Result	RL	DF	Qual
Benzene	ND	0.12	25		p/m-Xylene	ND	0.12	25	
Ethylbenzene	ND	0.12	25		o-Xylene	ND	0.12	25	
Toluene	ND	0.12	25						
<u>Surrogates:</u>	<u>REC (%)</u>	<u>Control Limits</u>		<u>Qual</u>	<u>Surrogates:</u>	<u>REC (%)</u>	<u>Control Limits</u>		<u>Qual</u>
Dibromofluoromethane	113	73-139			1,2-Dichloroethane-d4	112	73-145		
Toluene-d8	93	90-108			1,4-Bromofluorobenzene	74	71-113		

Method Blank	099-10-005-15,233	N/A	Solid	GC/MS Z	12/21/07	12/21/07	071221L01
--------------	-------------------	-----	-------	---------	----------	----------	-----------

Parameter	Result	RL	DF	Qual	Parameter	Result	RL	DF	Qual
Benzene	ND	0.0050	1		p/m-Xylene	ND	0.0050	1	
Ethylbenzene	ND	0.0050	1		o-Xylene	ND	0.0050	1	
Toluene	ND	0.0050	1						
<u>Surrogates:</u>	<u>REC (%)</u>	<u>Control Limits</u>		<u>Qual</u>	<u>Surrogates:</u>	<u>REC (%)</u>	<u>Control Limits</u>		<u>Qual</u>
Dibromofluoromethane	102	73-139			1,2-Dichloroethane-d4	100	73-145		
Toluene-d8	101	90-108			1,4-Bromofluorobenzene	96	71-113		

RL - Reporting Limit , DF - Dilution Factor , Qual - Qualifiers



Quality Control - Spike/Spike Duplicate



Conestoga-Rovers & Associates
 19449 Riverside Drive, Suite 230
 Sonoma, CA 95476-6955

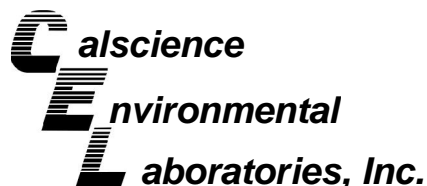
Date Received: 12/14/07
 Work Order No: 07-12-1247
 Preparation: EPA 5030B
 Method: EPA 8015B (M)

Project 461 8th Street, Oakland, CA

Quality Control Sample ID	Matrix	Instrument	Date Prepared	Date Analyzed	MS/MSD Batch Number
S-14-5	Solid	GC 22	12/15/07	12/15/07	071215S01

Parameter	MS %REC	MSD %REC	%REC CL	RPD	RPD CL	Qualifiers
TPH as Gasoline	106	102	48-114	4	0-23	

RPD - Relative Percent Difference , CL - Control Limit



Quality Control - Spike/Spike Duplicate



Conestoga-Rovers & Associates
19449 Riverside Drive, Suite 230
Sonoma, CA 95476-6955

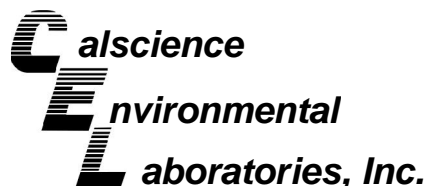
Date Received: 12/14/07
Work Order No: 07-12-1247
Preparation: EPA 5030B
Method: EPA 8260B

Project 461 8th Street, Oakland, CA

Quality Control Sample ID	Matrix	Instrument	Date Prepared	Date Analyzed	MS/MSD Batch Number
S-14-5	Solid	GC/MS Q	12/19/07	12/20/07	071219S02

Parameter	MS %REC	MSD %REC	%REC CL	RPD	RPD CL	Qualifiers
Benzene	99	97	79-115	2	0-13	
Carbon Tetrachloride	90	90	55-139	0	0-15	
Chlorobenzene	102	101	79-115	0	0-17	
1,2-Dibromoethane	109	107	70-130	2	0-30	
1,2-Dichlorobenzene	105	104	63-123	1	0-23	
1,1-Dichloroethene	86	86	69-123	1	0-16	
Ethylbenzene	109	108	70-130	0	0-30	
Toluene	101	99	79-115	2	0-15	
Trichloroethene	98	99	66-144	0	0-14	
Vinyl Chloride	87	89	60-126	2	0-14	
Methyl-t-Butyl Ether (MTBE)	89	89	68-128	1	0-14	
Tert-Butyl Alcohol (TBA)	90	86	44-134	4	0-37	
Diisopropyl Ether (DIPE)	94	95	75-123	1	0-12	
Ethyl-t-Butyl Ether (ETBE)	91	95	75-117	5	0-12	
Tert-Amyl-Methyl Ether (TAME)	98	100	79-115	2	0-12	
Ethanol	85	87	42-138	2	0-28	

RPD - Relative Percent Difference , CL - Control Limit



Quality Control - Spike/Spike Duplicate



Conestoga-Rovers & Associates
19449 Riverside Drive, Suite 230
Sonoma, CA 95476-6955

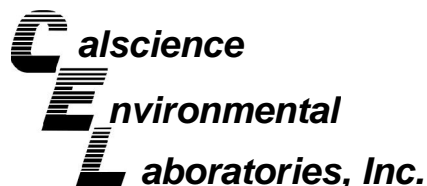
Date Received: 12/14/07
Work Order No: 07-12-1247
Preparation: EPA 5030B
Method: EPA 8260B

Project 461 8th Street, Oakland, CA

Quality Control Sample ID	Matrix	Instrument	Date Prepared	Date Analyzed	MS/MSD Batch Number
S-13-35	Solid	GC/MS Q	12/20/07	12/20/07	071220S01

Parameter	MS %REC	MSD %REC	%REC CL	RPD	RPD CL	Qualifiers
Benzene	98	95	79-115	4	0-13	
Carbon Tetrachloride	90	85	55-139	7	0-15	
Chlorobenzene	101	97	79-115	4	0-17	
1,2-Dibromoethane	103	100	70-130	3	0-30	
1,2-Dichlorobenzene	104	98	63-123	5	0-23	
1,1-Dichloroethene	84	80	69-123	5	0-16	
Ethylbenzene	108	104	70-130	4	0-30	
Toluene	99	94	79-115	5	0-15	
Trichloroethene	99	95	66-144	5	0-14	
Vinyl Chloride	87	85	60-126	3	0-14	
Methyl-t-Butyl Ether (MTBE)	87	86	68-128	0	0-14	
Tert-Butyl Alcohol (TBA)	79	77	44-134	2	0-37	
Diisopropyl Ether (DIPE)	94	90	75-123	4	0-12	
Ethyl-t-Butyl Ether (ETBE)	90	89	75-117	2	0-12	
Tert-Amyl-Methyl Ether (TAME)	97	95	79-115	2	0-12	
Ethanol	74	73	42-138	2	0-28	

RPD - Relative Percent Difference , CL - Control Limit



Quality Control - Spike/Spike Duplicate



Conestoga-Rovers & Associates
19449 Riverside Drive, Suite 230
Sonoma, CA 95476-6955

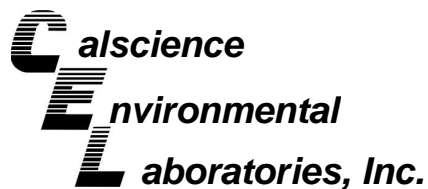
Date Received: 12/14/07
Work Order No: 07-12-1247
Preparation: EPA 5030B
Method: EPA 8260B

Project 461 8th Street, Oakland, CA

Quality Control Sample ID	Matrix	Instrument	Date Prepared	Date Analyzed	MS/MSD Batch Number
07-12-1340-9	Solid	GC/MS Z	12/21/07	12/21/07	071221S01

Parameter	MS %REC	MSD %REC	%REC CL	RPD	RPD CL	Qualifiers
Benzene	81	77	79-115	5	0-13	3
Carbon Tetrachloride	79	75	55-139	4	0-15	
Chlorobenzene	92	90	79-115	2	0-17	
1,2-Dibromoethane	94	94	70-130	1	0-30	
1,2-Dichlorobenzene	95	93	63-123	3	0-23	
1,1-Dichloroethene	84	74	69-123	13	0-16	
Ethylbenzene	91	87	70-130	5	0-30	
Toluene	91	86	79-115	6	0-15	
Trichloroethene	92	88	66-144	5	0-14	
Vinyl Chloride	76	72	60-126	5	0-14	
Methyl-t-Butyl Ether (MTBE)	93	92	68-128	2	0-14	
Tert-Butyl Alcohol (TBA)	65	64	44-134	0	0-37	
Diisopropyl Ether (DIPE)	97	95	75-123	2	0-12	
Ethyl-t-Butyl Ether (ETBE)	95	93	75-117	2	0-12	
Tert-Amyl-Methyl Ether (TAME)	95	93	79-115	2	0-12	
Ethanol	86	78	42-138	10	0-28	

RPD - Relative Percent Difference , CL - Control Limit



Quality Control - LCS/LCS Duplicate



Conestoga-Rovers & Associates
19449 Riverside Drive, Suite 230
Sonoma, CA 95476-6955

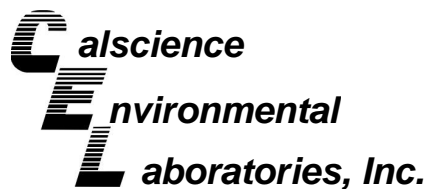
Date Received: N/A
Work Order No: 07-12-1247
Preparation: EPA 5030B
Method: EPA 8015B (M)

Project: 461 8th Street, Oakland, CA

Quality Control Sample ID	Matrix	Instrument	Date Prepared	Date Analyzed	LCS/LCSD Batch Number
099-12-279-1,379	Solid	GC 22	12/14/07	12/14/07	071214B01

<u>Parameter</u>	<u>LCS %REC</u>	<u>LCSD %REC</u>	<u>%REC CL</u>	<u>RPD</u>	<u>RPD CL</u>	<u>Qualifiers</u>
TPH as Gasoline	85	95	70-124	11	0-18	

RPD - Relative Percent Difference , CL - Control Limit



Quality Control - LCS/LCS Duplicate



Conestoga-Rovers & Associates
 19449 Riverside Drive, Suite 230
 Sonoma, CA 95476-6955

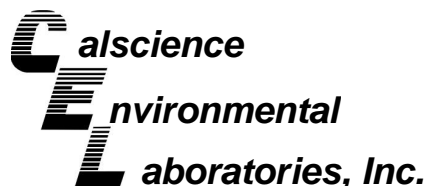
Date Received: N/A
 Work Order No: 07-12-1247
 Preparation: EPA 5030B
 Method: EPA 8015B (M)

Project: 461 8th Street, Oakland, CA

Quality Control Sample ID	Matrix	Instrument	Date Prepared	Date Analyzed	LCS/LCSD Batch Number
099-12-279-1,377	Solid	GC 22	12/15/07	12/15/07	071215B01

Parameter	LCS %REC	LCSD %REC	%REC CL	RPD	RPD CL	Qualifiers
TPH as Gasoline	114	117	70-124	2	0-18	

RPD - Relative Percent Difference , CL - Control Limit



Quality Control - LCS/LCS Duplicate



Conestoga-Rovers & Associates
19449 Riverside Drive, Suite 230
Sonoma, CA 95476-6955

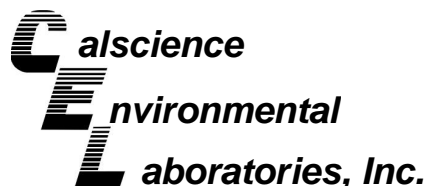
Date Received: N/A
Work Order No: 07-12-1247
Preparation: EPA 5030B
Method: EPA 8260B

Project: 461 8th Street, Oakland, CA

Quality Control Sample ID	Matrix	Instrument	Date Prepared	Date Analyzed	LCS/LCSD Batch Number
099-10-005-15,219	Solid	GC/MS Q	12/19/07	12/20/07	071219L02

Parameter	LCS %REC	LCSD %REC	%REC CL	RPD	RPD CL	Qualifiers
Benzene	98	97	84-114	1	0-7	
Carbon Tetrachloride	91	90	66-132	1	0-12	
Chlorobenzene	100	100	87-111	0	0-7	
1,2-Dibromoethane	103	101	80-120	2	0-20	
1,2-Dichlorobenzene	103	101	79-115	1	0-8	
1,1-Dichloroethene	87	87	73-121	0	0-12	
Ethylbenzene	109	108	80-120	0	0-20	
Toluene	100	99	78-114	1	0-7	
Trichloroethene	100	96	84-114	5	0-8	
Vinyl Chloride	88	87	63-129	1	0-15	
Methyl-t-Butyl Ether (MTBE)	89	88	77-125	1	0-11	
Tert-Butyl Alcohol (TBA)	90	81	47-137	11	0-27	
Diisopropyl Ether (DIPE)	94	94	76-130	0	0-8	
Ethyl-t-Butyl Ether (ETBE)	91	92	76-124	1	0-12	
Tert-Amyl-Methyl Ether (TAME)	95	94	82-118	1	0-11	
Ethanol	89	78	59-131	13	0-21	

RPD - Relative Percent Difference , CL - Control Limit



Quality Control - LCS/LCS Duplicate



Conestoga-Rovers & Associates
19449 Riverside Drive, Suite 230
Sonoma, CA 95476-6955

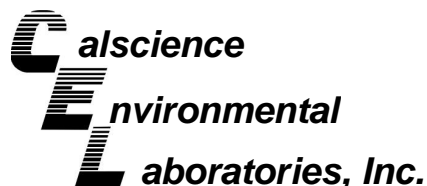
Date Received: N/A
Work Order No: 07-12-1247
Preparation: EPA 5030B
Method: EPA 8260B

Project: 461 8th Street, Oakland, CA

Quality Control Sample ID	Matrix	Instrument	Date Prepared	Date Analyzed	LCS/LCSD Batch Number
099-10-005-15,228	Solid	GC/MS Q	12/20/07	12/20/07	071220L01

Parameter	LCS %REC	LCSD %REC	%REC CL	RPD	RPD CL	Qualifiers
Benzene	98	98	84-114	0	0-7	
Carbon Tetrachloride	89	90	66-132	1	0-12	
Chlorobenzene	101	102	87-111	0	0-7	
1,2-Dibromoethane	109	103	80-120	6	0-20	
1,2-Dichlorobenzene	103	103	79-115	1	0-8	
1,1-Dichloroethene	84	85	73-121	2	0-12	
Ethylbenzene	108	110	80-120	2	0-20	
Toluene	101	101	78-114	0	0-7	
Trichloroethene	100	98	84-114	3	0-8	
Vinyl Chloride	85	89	63-129	5	0-15	
Methyl-t-Butyl Ether (MTBE)	90	79	77-125	13	0-11	X
Tert-Butyl Alcohol (TBA)	83	91	47-137	9	0-27	
Diisopropyl Ether (DIPE)	97	91	76-130	6	0-8	
Ethyl-t-Butyl Ether (ETBE)	95	89	76-124	6	0-12	
Tert-Amyl-Methyl Ether (TAME)	101	95	82-118	6	0-11	
Ethanol	85	85	59-131	0	0-21	

RPD - Relative Percent Difference , CL - Control Limit



Quality Control - LCS/LCS Duplicate



Conestoga-Rovers & Associates
19449 Riverside Drive, Suite 230
Sonoma, CA 95476-6955

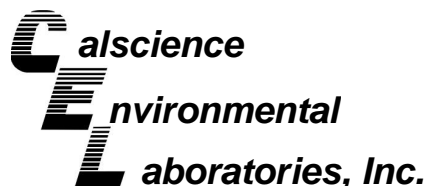
Date Received: N/A
Work Order No: 07-12-1247
Preparation: EPA 5030B
Method: EPA 8260B

Project: 461 8th Street, Oakland, CA

Quality Control Sample ID	Matrix	Instrument	Date Prepared	Date Analyzed	LCS/LCSD Batch Number
099-10-005-15,229	Solid	GC/MS Q	12/20/07	12/20/07	071220L02

Parameter	LCS %REC	LCSD %REC	%REC CL	RPD	RPD CL	Qualifiers
Benzene	98	98	84-114	0	0-7	
Carbon Tetrachloride	89	90	66-132	1	0-12	
Chlorobenzene	101	102	87-111	0	0-7	
1,2-Dibromoethane	109	103	80-120	6	0-20	
1,2-Dichlorobenzene	103	103	79-115	1	0-8	
1,1-Dichloroethene	84	85	73-121	2	0-12	
Ethylbenzene	108	110	80-120	2	0-20	
Toluene	101	101	78-114	0	0-7	
Trichloroethene	100	98	84-114	3	0-8	
Vinyl Chloride	85	89	63-129	5	0-15	
Methyl-t-Butyl Ether (MTBE)	90	79	77-125	13	0-11	X
Tert-Butyl Alcohol (TBA)	83	91	47-137	9	0-27	
Diisopropyl Ether (DIPE)	97	91	76-130	6	0-8	
Ethyl-t-Butyl Ether (ETBE)	95	89	76-124	6	0-12	
Tert-Amyl-Methyl Ether (TAME)	101	95	82-118	6	0-11	
Ethanol	85	85	59-131	0	0-21	

RPD - Relative Percent Difference , CL - Control Limit



Quality Control - LCS/LCS Duplicate



Conestoga-Rovers & Associates
19449 Riverside Drive, Suite 230
Sonoma, CA 95476-6955

Date Received: N/A
Work Order No: 07-12-1247
Preparation: EPA 5030B
Method: EPA 8260B

Project: 461 8th Street, Oakland, CA

Quality Control Sample ID	Matrix	Instrument	Date Prepared	Date Analyzed	LCS/LCSD Batch Number
099-10-005-15,233	Solid	GC/MS Z	12/21/07	12/21/07	071221L01

Parameter	LCS %REC	LCSD %REC	%REC CL	RPD	RPD CL	Qualifiers
Benzene	88	87	84-114	1	0-7	
Carbon Tetrachloride	86	85	66-132	1	0-12	
Chlorobenzene	98	99	87-111	1	0-7	
1,2-Dibromoethane	101	100	80-120	1	0-20	
1,2-Dichlorobenzene	101	99	79-115	2	0-8	
1,1-Dichloroethene	85	84	73-121	1	0-12	
Ethylbenzene	96	98	80-120	2	0-20	
Toluene	98	96	78-114	2	0-7	
Trichloroethene	98	96	84-114	2	0-8	
Vinyl Chloride	85	85	63-129	0	0-15	
Methyl-t-Butyl Ether (MTBE)	98	94	77-125	4	0-11	
Tert-Butyl Alcohol (TBA)	100	78	47-137	24	0-27	
Diisopropyl Ether (DIPE)	99	98	76-130	1	0-8	
Ethyl-t-Butyl Ether (ETBE)	99	97	76-124	2	0-12	
Tert-Amyl-Methyl Ether (TAME)	101	96	82-118	5	0-11	
Ethanol	108	90	59-131	18	0-21	

RPD - Relative Percent Difference , CL - Control Limit

Work Order Number: 07-12-1247

<u>Qualifier</u>	<u>Definition</u>
*	See applicable analysis comment.
1	Surrogate compound recovery was out of control due to a required sample dilution, therefore, the sample data was reported without further clarification.
2	Surrogate compound recovery was out of control due to matrix interference. The associated method blank surrogate spike compound was in control and, therefore, the sample data was reported without further clarification.
3	Recovery of the Matrix Spike (MS) or Matrix Spike Duplicate (MSD) compound was out of control due to matrix interference. The associated LCS and/or LCSD was in control and, therefore, the sample data was reported without further clarification.
4	The MS/MSD RPD was out of control due to matrix interference. The LCS/LCSD RPD was in control and, therefore, the sample data was reported without further clarification.
5	The PDS/PDSD associated with this batch of samples was out of control due to a matrix interference effect. The associated batch LCS/LCSD was in control and, hence, the associated sample data was reported with no further corrective action required.
A	Result is the average of all dilutions, as defined by the method.
B	Analyte was present in the associated method blank.
C	Analyte presence was not confirmed on primary column.
E	Concentration exceeds the calibration range.
H	Sample received and/or analyzed past the recommended holding time.
J	Analyte was detected at a concentration below the reporting limit and above the laboratory method detection limit. Reported value is estimated.
N	Nontarget Analyte.
ND	Parameter not detected at the indicated reporting limit.
Q	Spike recovery and RPD control limits do not apply resulting from the parameter concentration in the sample exceeding the spike concentration by a factor of four or greater.
U	Undetected at the laboratory method detection limit.
X	% Recovery and/or RPD out-of-range.
Z	Analyte presence was not confirmed by second column or GC/MS analysis.



LAB:

- TA - Irvine, California
- TA - Morgan Hill, California
- TA - Sacramento, California
- TA - Nashville, Tennessee
- Calscience
- Other _____



SHELL Chain Of Custody Record

NAME OF PERSON TO BILL: Denis Brown

ENVIRONMENTAL SERVICES

NETWORK DEV / FE

COMPLIANCE

BILL CONSULTANT

RMT/CRMT

CHECK BOX TO VERIFY IF NO INCIDENT # APPLIES

INCIDENT # (ES ONLY)
9 7 0 9 3 3 9 9

PO # _____

SAP or CRMT # _____

DATE: 12/12/07

PAGE: 1 of 2

SAMPLING COMPANY: Conestoga-Rovers & Associates (CRA) **LOG CODE:** CRAW

ADDRESS: 19449 Riverside Drive, Suite 230, Sonoma, CA 95476

PROJECT CONTACT (Hardcopy or PDF Report to): Ana Friel

TELEPHONE: 707-268-3812 FAX: 707-268-8180 E-MAIL: afriel@croworld.com

SITE ADDRESS: Street and City 461 8th St, Oakland, CA **State** _____ **GLOBAL ID NO.:** T0600101263

EDF DELIVERABLE TO (Name, Company, Office Location) Felicia Ballard, CRA, Sonoma **PHONE NO.:** 707-935-4850 **E-MAIL:** sonomaedf@croworld.com **CONSULTANT PROJECT NO.:** 241501-009

SAMPLER NAME(S) (Print): Lauren Goldfinch

LAB USE ONLY
07-12-1247

TAT (STD IS 10 BUSINESS DAYS / RUSH IS CALENDAR DAYS): STD 5 DAY 3 DAY 2 DAY 24 HOURS RESULTS NEEDED ON WEEKEND

LA - RWQCB REPORT FORMAT UST AGENCY: _____

SPECIAL INSTRUCTIONS OR NOTES:

- EDD NOT NEEDED
- SHELL CONTRACT RATE APPLIES
- STATE REIMB RATE APPLIES
- RECEIPT VERIFICATION REQUESTED

REQUESTED ANALYSIS

TPH - Purgeable (8260B)	BTEX (8260B)	MTBE (8260B)	TBA (8260B)	DIPE (8260B)	TAME (8260B)	ETBE (8260B)	1,2 DCA (8260B)	EDB (8260B)	Ethanol (8260B)	Methanol (8015M)	VOCs by 8260B	Semi-Volatiles by 8270C	Lead <input type="checkbox"/> Total <input type="checkbox"/> STLC <input type="checkbox"/> TCLP	LUFT5 <input type="checkbox"/> Total <input type="checkbox"/> STLC <input type="checkbox"/> TCLP	CAM17 <input type="checkbox"/> Total <input type="checkbox"/> STLC <input type="checkbox"/> TCLP	Test for Disposal (see attached)	FIELD NOTES: Container/Preservative or PID Readings or Laboratory Notes
-------------------------	--------------	--------------	-------------	--------------	--------------	--------------	-----------------	-------------	-----------------	------------------	---------------	-------------------------	---	--	--	----------------------------------	---

TEMPERATURE ON RECEIPT C°

LAB USE ONLY	Field Sample Identification	SAMPLING		MATRIX	NO. OF CONT.	TPH	BTEX	MTBE	TBA	DIPE	TAME	ETBE	1,2 DCA	EDB	Ethanol	Methanol	VOCs	Semi-Volatiles	Lead	LUFT5	CAM17	Test for Disposal	TEMPERATURE ON RECEIPT C°	
		DATE	TIME																					
1	S-14-5	12/12/07	9:00	soil	1	x	x																	
2	S-14-10		9:05																					
3	S-14-15.5		9:10																					
4	S-14-20		9:15																					
5	S-14-25.5		9:20																					
6	S-14-30		9:25																					
7	S-13-5.5		12:15																					
8	S-13-10		12:20																					
9	S-13-15		12:25																					
10	S-13-20.5		12:30																					

Relinquished by: (Signature) <i>[Signature]</i>	Received by: (Signature) <i>Secure location</i>	Date: 12/12/07	Time: 17:00
Relinquished by: (Signature) <i>[Signature]</i>	Received by: (Signature) <i>CEL</i>	Date: 12-13-07	Time: 13:25
Relinquished by: (Signature) <i>[Signature]</i>	Received by: (Signature) <i>Stan Perma Co</i>	Date: 12-14-07	Time: 0900

LAB:

- TA - Irvine, California
- TA - Morgan Hill, California
- TA - Sacramento, California
- TA - Nashville, Tennessee
- Calscience
- Other _____



SHELL Chain Of Custody Record

NAME OF PERSON TO BILL: Denis Brown

INCIDENT # (ES ONLY)

9 7 0 9 3 3 9 9

DATE: 12/12/07
PAGE: 2 of 2

ENVIRONMENTAL SERVICES

CHECK BOX TO VERIFY IF NO INCIDENT # APPLIES

NETWORK DEV / FE

BILL CONSULTANT

COMPLIANCE

RMT/CRMT

PO #

SAP or CRMT #

SAMPLING COMPANY: Conestoga-Rovers & Associates (CRA)

LOG CODE: CRAW

SITE ADDRESS: Street and City
461 8th St, Oakland, CA

State: GLOBAL ID NO.: T0600101263

ADDRESS: 19449 Riverside Drive, Suite 230, Sonoma, CA 95476

EDF DELIVERABLE TO (Name, Company, Office Location): Felicia Ballard, CRA, Sonoma

PHONE NO.: 707-935-4850

E-MAIL: sonomaedf@craworld.com

CONSULTANT PROJECT NO.: 241501-009

PROJECT CONTACT (Hardcopy or PDF Report to): Ana Friel

SAMPLER NAME(S) (Print): Lauren Goldfinch

LAB USE ONLY
07.12.1247

TELEPHONE: 707-268-3812 FAX: 707-268-8180 E-MAIL: afriel@craworld.com

TAT (STD IS 10 BUSINESS DAYS / RUSH IS CALENDAR DAYS):
 STD 5 DAY 3 DAY 2 DAY 24 HOURS

RESULTS NEEDED ON WEEKEND

REQUESTED ANALYSIS

LA - RWQCB REPORT FORMAT UST AGENCY:

SPECIAL INSTRUCTIONS OR NOTES:

- EDD NOT NEEDED
- SHELL CONTRACT RATE APPLIES
- STATE REIMB RATE APPLIES
- RECEIPT VERIFICATION REQUESTED

TPH - Purgeable (8260B)	BTEX (8260B)	MTBE (8260B)	TBA (8260B)	DIPE (8260B)	TAME (8260B)	ETBE (8260B)	1,2-DCA (8260B)	EDB (8260B)	Ethanol (8260B)	Methanol (8015M)	VOCs by 8260B	Semi-Volatiles by 8270C	Lead <input type="checkbox"/> Total <input type="checkbox"/> STLC <input type="checkbox"/> TCLP	LUFT5 <input type="checkbox"/> Total <input type="checkbox"/> STLC <input type="checkbox"/> TCLP	CAM17 <input type="checkbox"/> Total <input type="checkbox"/> STLC <input type="checkbox"/> TCLP	Test for Disposal (see attached)
-------------------------	--------------	--------------	-------------	--------------	--------------	--------------	-----------------	-------------	-----------------	------------------	---------------	-------------------------	---	--	--	----------------------------------

FIELD NOTES:
Container/Preservative or PID Readings or Laboratory Notes

TEMPERATURE ON RECEIPT C°

LAB USE ONLY	Field Sample Identification	SAMPLING		MATRIX	NO. OF CONT.	TPH	BTEX	MTBE	TBA	DIPE	TAME	ETBE	1,2-DCA	EDB	Ethanol	Methanol	VOCs	Semi-Volatiles	Lead	LUFT5	CAM17	Test for Disposal	
		DATE	TIME																				
	11 S-13-25	12/12/07	12:35	soil	1	x	x																
	12 S-13-30		12:40																				
	13 S-13-35		12:45																				
	14 S-14-35		9:30																				


Relinquished by: (Signature)
[Signature]

Received by: (Signature)
secondary location
[Signature] CEC

Date: 12/12/07
Date: 12-13-07
Date: 12-14-07

Time: 17:00
Time: 1325
Time: 0900

05/02/08 Revision



WORK ORDER #: 07 - 12 - 1247

Cooler 1 of 1

SAMPLE RECEIPT FORM

CLIENT: CLA

DATE: 12-14-07

TEMPERATURE - SAMPLES RECEIVED BY:

CALSCIENCE COURIER:

- Chilled, cooler with temperature blank provided.
Chilled, cooler without temperature blank.
Chilled and placed in cooler with wet ice.
Ambient and placed in cooler with wet ice.
Ambient temperature.
C Temperature blank.

LABORATORY (Other than Calscience Courier):

- 3.2 C Temperature blank.
C IR thermometer.
Ambient temperature.

Initial: SF

CUSTODY SEAL INTACT:

Sample(s): Cooler: No (Not Intact):

Not Present: SF
Initial: SF

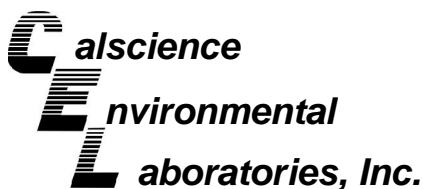
SAMPLE CONDITION:

Table with 4 columns: Item, Yes, No, N/A. Rows include Chain-Of-Custody document(s), Sampler's name, Sample container label(s), Sample container(s) intact, Correct containers and volume, Proper preservation, VOA vial(s) free of headspace, Tedlar bag(s) free of condensation.

Initial: SF

COMMENTS:

Blank lines for handwritten comments.



December 20, 2007

Ana Friel
Conestoga-Rovers & Associates
19449 Riverside Drive, Suite 230
Sonoma, CA 95476-6955

Subject: **CalScience Work Order No.: 07-12-0983**
Client Reference: 461 8th Street, Oakland, CA

Dear Client:

Enclosed is an analytical report for the above-referenced project. The samples included in this report were received 12/12/2007 and analyzed in accordance with the attached chain-of-custody.

Unless otherwise noted, all analytical testing was accomplished in accordance with the guidelines established in our Quality Systems Manual, applicable standard operating procedures, and other related documentation. The original report of subcontracted analysis, if any, is provided herein, and follows the standard CalScience data package. The results in this analytical report are limited to the samples tested and any reproduction thereof must be made in its entirety.

If you have any questions regarding this report, please do not hesitate to contact the undersigned.

Sincerely,

A handwritten signature in black ink, appearing to read 'Danielle Gonsman', with a long horizontal flourish extending to the right.

CalScience Environmental
Laboratories, Inc.
Danielle Gonsman
Project Manager

Analytical Report



Conestoga-Rovers & Associates
19449 Riverside Drive, Suite 230
Sonoma, CA 95476-6955

Date Received: 12/12/07
Work Order No: 07-12-0983
Preparation: EPA 5030B
Method: EPA 8015B (M)

Project: 461 8th Street, Oakland, CA

Page 1 of 5

Client Sample Number	Lab Sample Number	Date Collected	Matrix	Instrument	Date Prepared	Date Analyzed	QC Batch ID
S-16-4.5	07-12-0983-1-A	12/11/07	Solid	GC 1	12/12/07	12/12/07	071212B01

Parameter	Result	RL	DF	Qual	Units
TPH as Gasoline	ND	0.50	1		mg/kg
<u>Surrogates:</u>	<u>REC (%)</u>	<u>Control Limits</u>		<u>Qual</u>	
1,4-Bromofluorobenzene - FID	97	42-126			

S-16-9.5	07-12-0983-2-A	12/11/07	Solid	GC 1	12/12/07	12/12/07	071212B01
-----------------	-----------------------	-----------------	--------------	-------------	-----------------	-----------------	------------------

Parameter	Result	RL	DF	Qual	Units
TPH as Gasoline	ND	0.50	1		mg/kg
<u>Surrogates:</u>	<u>REC (%)</u>	<u>Control Limits</u>		<u>Qual</u>	
1,4-Bromofluorobenzene - FID	99	42-126			

S-16-14.5	07-12-0983-3-A	12/11/07	Solid	GC 1	12/12/07	12/12/07	071212B01
------------------	-----------------------	-----------------	--------------	-------------	-----------------	-----------------	------------------

Parameter	Result	RL	DF	Qual	Units
TPH as Gasoline	1.6	0.50	1		mg/kg
<u>Surrogates:</u>	<u>REC (%)</u>	<u>Control Limits</u>		<u>Qual</u>	
1,4-Bromofluorobenzene - FID	97	42-126			

S-16-19.5	07-12-0983-4-A	12/11/07	Solid	GC 1	12/12/07	12/13/07	071211B02
------------------	-----------------------	-----------------	--------------	-------------	-----------------	-----------------	------------------

Parameter	Result	RL	DF	Qual	Units
TPH as Gasoline	230	12	25		mg/kg
<u>Surrogates:</u>	<u>REC (%)</u>	<u>Control Limits</u>		<u>Qual</u>	
1,4-Bromofluorobenzene - FID	119	42-126			

RL - Reporting Limit , DF - Dilution Factor , Qual - Qualifiers

Analytical Report



Conestoga-Rovers & Associates
19449 Riverside Drive, Suite 230
Sonoma, CA 95476-6955

Date Received: 12/12/07
Work Order No: 07-12-0983
Preparation: EPA 5030B
Method: EPA 8015B (M)

Project: 461 8th Street, Oakland, CA

Page 2 of 5

Client Sample Number	Lab Sample Number	Date Collected	Matrix	Instrument	Date Prepared	Date Analyzed	QC Batch ID
S-16-24.5	07-12-0983-5-A	12/11/07	Solid	GC 1	12/12/07	12/12/07	071212B01

Parameter	Result	RL	DF	Qual	Units
TPH as Gasoline	0.59	0.50	1		mg/kg
<u>Surrogates:</u>	<u>REC (%)</u>	<u>Control Limits</u>		<u>Qual</u>	
1,4-Bromofluorobenzene - FID	95	42-126			

S-16-29.5	07-12-0983-6-A	12/11/07	Solid	GC 1	12/12/07	12/12/07	071212B01
-----------	----------------	----------	-------	------	----------	----------	-----------

Parameter	Result	RL	DF	Qual	Units
TPH as Gasoline	ND	0.50	1		mg/kg
<u>Surrogates:</u>	<u>REC (%)</u>	<u>Control Limits</u>		<u>Qual</u>	
1,4-Bromofluorobenzene - FID	99	42-126			

S-16-34.5	07-12-0983-7-A	12/11/07	Solid	GC 1	12/12/07	12/12/07	071212B01
-----------	----------------	----------	-------	------	----------	----------	-----------

Parameter	Result	RL	DF	Qual	Units
TPH as Gasoline	ND	0.50	1		mg/kg
<u>Surrogates:</u>	<u>REC (%)</u>	<u>Control Limits</u>		<u>Qual</u>	
1,4-Bromofluorobenzene - FID	99	42-126			

S-15-4.5	07-12-0983-8-A	12/11/07	Solid	GC 1	12/12/07	12/12/07	071211B02
----------	----------------	----------	-------	------	----------	----------	-----------

Parameter	Result	RL	DF	Qual	Units
TPH as Gasoline	6.5	5.0	10		mg/kg
<u>Surrogates:</u>	<u>REC (%)</u>	<u>Control Limits</u>		<u>Qual</u>	
1,4-Bromofluorobenzene - FID	103	42-126			

RL - Reporting Limit , DF - Dilution Factor , Qual - Qualifiers

Analytical Report



Conestoga-Rovers & Associates
19449 Riverside Drive, Suite 230
Sonoma, CA 95476-6955

Date Received: 12/12/07
Work Order No: 07-12-0983
Preparation: EPA 5030B
Method: EPA 8015B (M)

Project: 461 8th Street, Oakland, CA

Page 3 of 5

Client Sample Number	Lab Sample Number	Date Collected	Matrix	Instrument	Date Prepared	Date Analyzed	QC Batch ID
S-15-9.5	07-12-0983-9-A	12/11/07	Solid	GC 1	12/12/07	12/13/07	071211B02

Parameter	Result	RL	DF	Qual	Units
TPH as Gasoline	5000	120	250		mg/kg
<u>Surrogates:</u>	<u>REC (%)</u>	<u>Control Limits</u>		<u>Qual</u>	
1,4-Bromofluorobenzene - FID	132	42-126		2	

S-15-14.5	07-12-0983-10-A	12/11/07	Solid	GC 1	12/12/07	12/13/07	071211B02
-----------	-----------------	----------	-------	------	----------	----------	-----------

Parameter	Result	RL	DF	Qual	Units
TPH as Gasoline	1900	62	125		mg/kg
<u>Surrogates:</u>	<u>REC (%)</u>	<u>Control Limits</u>		<u>Qual</u>	
1,4-Bromofluorobenzene - FID	123	42-126			

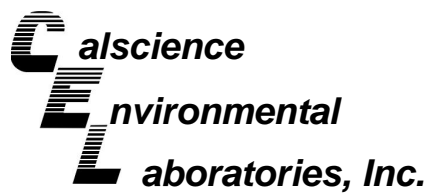
S-15-19.5	07-12-0983-11-A	12/11/07	Solid	GC 1	12/12/07	12/13/07	071211B02
-----------	-----------------	----------	-------	------	----------	----------	-----------

Parameter	Result	RL	DF	Qual	Units
TPH as Gasoline	220	120	250		mg/kg
<u>Surrogates:</u>	<u>REC (%)</u>	<u>Control Limits</u>		<u>Qual</u>	
1,4-Bromofluorobenzene - FID	101	42-126			

S-15-24.5	07-12-0983-12-A	12/11/07	Solid	GC 1	12/12/07	12/12/07	071211B02
-----------	-----------------	----------	-------	------	----------	----------	-----------

Parameter	Result	RL	DF	Qual	Units
TPH as Gasoline	66	5.0	10		mg/kg
<u>Surrogates:</u>	<u>REC (%)</u>	<u>Control Limits</u>		<u>Qual</u>	
1,4-Bromofluorobenzene - FID	120	42-126			

RL - Reporting Limit , DF - Dilution Factor , Qual - Qualifiers



Analytical Report



Conestoga-Rovers & Associates
19449 Riverside Drive, Suite 230
Sonoma, CA 95476-6955

Date Received: 12/12/07
Work Order No: 07-12-0983
Preparation: EPA 5030B
Method: EPA 8015B (M)

Project: 461 8th Street, Oakland, CA

Page 4 of 5

Client Sample Number	Lab Sample Number	Date Collected	Matrix	Instrument	Date Prepared	Date Analyzed	QC Batch ID
S-15-29.5	07-12-0983-13-A	12/11/07	Solid	GC 1	12/12/07	12/12/07	071212B01

Parameter	Result	RL	DF	Qual	Units
TPH as Gasoline	1.6	0.50	1		mg/kg
<u>Surrogates:</u>	<u>REC (%)</u>	<u>Control Limits</u>		<u>Qual</u>	
1,4-Bromofluorobenzene - FID	101	42-126			

Client Sample Number	Lab Sample Number	Date Collected	Matrix	Instrument	Date Prepared	Date Analyzed	QC Batch ID
S-15-34.5	07-12-0983-14-A	12/11/07	Solid	GC 1	12/13/07	12/13/07	071213B01

Parameter	Result	RL	DF	Qual	Units
TPH as Gasoline	1.6	0.50	1		mg/kg
<u>Surrogates:</u>	<u>REC (%)</u>	<u>Control Limits</u>		<u>Qual</u>	
1,4-Bromofluorobenzene - FID	96	42-126			

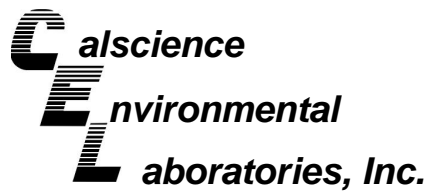
Client Sample Number	Lab Sample Number	Date Collected	Matrix	Instrument	Date Prepared	Date Analyzed	QC Batch ID
Method Blank	099-12-279-1,367	N/A	Solid	GC 1	12/11/07	12/11/07	071211B02

Parameter	Result	RL	DF	Qual	Units
TPH as Gasoline	ND	5.0	10		mg/kg
<u>Surrogates:</u>	<u>REC (%)</u>	<u>Control Limits</u>		<u>Qual</u>	
1,4-Bromofluorobenzene - FID	102	42-126			

Client Sample Number	Lab Sample Number	Date Collected	Matrix	Instrument	Date Prepared	Date Analyzed	QC Batch ID
Method Blank	099-12-279-1,368	N/A	Solid	GC 1	12/12/07	12/12/07	071212B01

Parameter	Result	RL	DF	Qual	Units
TPH as Gasoline	ND	0.50	1		mg/kg
<u>Surrogates:</u>	<u>REC (%)</u>	<u>Control Limits</u>		<u>Qual</u>	
1,4-Bromofluorobenzene - FID	101	42-126			

RL - Reporting Limit , DF - Dilution Factor , Qual - Qualifiers



Analytical Report



Conestoga-Rovers & Associates
19449 Riverside Drive, Suite 230
Sonoma, CA 95476-6955

Date Received: 12/12/07
Work Order No: 07-12-0983
Preparation: EPA 5030B
Method: EPA 8015B (M)

Project: 461 8th Street, Oakland, CA

Page 5 of 5

Client Sample Number	Lab Sample Number	Date Collected	Matrix	Instrument	Date Prepared	Date Analyzed	QC Batch ID
Method Blank	099-12-279-1,372	N/A	Solid	GC 1	12/13/07	12/13/07	071213B01

<u>Parameter</u>	<u>Result</u>	<u>RL</u>	<u>DF</u>	<u>Qual</u>	<u>Units</u>
TPH as Gasoline	ND	0.50	1		mg/kg
<u>Surrogates:</u>	<u>REC (%)</u>	<u>Control Limits</u>		<u>Qual</u>	
1,4-Bromofluorobenzene - FID	101	42-126			

RL - Reporting Limit , DF - Dilution Factor , Qual - Qualifiers

Analytical Report



Conestoga-Rovers & Associates
19449 Riverside Drive, Suite 230
Sonoma, CA 95476-6955

Date Received: 12/12/07
Work Order No: 07-12-0983
Preparation: EPA 5030B
Method: EPA 8260B
Units: mg/kg

Project: 461 8th Street, Oakland, CA

Page 1 of 6

Client Sample Number	Lab Sample Number	Date Collected	Matrix	Instrument	Date Prepared	Date Analyzed	QC Batch ID
S-16-4.5	07-12-0983-1-A	12/11/07	Solid	GC/MS JJ	12/17/07	12/17/07	071217L01

Parameter	Result	RL	DF	Qual	Parameter	Result	RL	DF	Qual
Benzene	ND	0.0050	1		p/m-Xylene	ND	0.0050	1	
Ethylbenzene	ND	0.0050	1		o-Xylene	ND	0.0050	1	
Toluene	ND	0.0050	1						
Surrogates:	REC (%)	Control Limits		Qual	Surrogates:	REC (%)	Control Limits		Qual
Dibromofluoromethane	124	73-139			1,2-Dichloroethane-d4	113	73-145		
Toluene-d8	101	90-108			1,4-Bromofluorobenzene	84	71-113		

Client Sample Number	Lab Sample Number	Date Collected	Matrix	Instrument	Date Prepared	Date Analyzed	QC Batch ID
S-16-9.5	07-12-0983-2-A	12/11/07	Solid	GC/MS JJ	12/17/07	12/17/07	071217L01

Parameter	Result	RL	DF	Qual	Parameter	Result	RL	DF	Qual
Benzene	0.048	0.0050	1		p/m-Xylene	0.012	0.0050	1	
Ethylbenzene	ND	0.0050	1		o-Xylene	0.0051	0.0050	1	
Toluene	0.013	0.0050	1						
Surrogates:	REC (%)	Control Limits		Qual	Surrogates:	REC (%)	Control Limits		Qual
Dibromofluoromethane	118	73-139			1,2-Dichloroethane-d4	113	73-145		
Toluene-d8	102	90-108			1,4-Bromofluorobenzene	87	71-113		


Client Sample Number	Lab Sample Number	Date Collected	Matrix	Instrument	Date Prepared	Date Analyzed	QC Batch ID
S-16-14.5	07-12-0983-3-A	12/11/07	Solid	GC/MS JJ	12/17/07	12/17/07	071217L01

Parameter	Result	RL	DF	Qual	Parameter	Result	RL	DF	Qual
Benzene	0.31	0.0050	1		p/m-Xylene	0.17	0.0050	1	
Ethylbenzene	0.039	0.0050	1		o-Xylene	0.063	0.0050	1	
Toluene	0.25	0.0050	1						
Surrogates:	REC (%)	Control Limits		Qual	Surrogates:	REC (%)	Control Limits		Qual
Dibromofluoromethane	105	73-139			1,2-Dichloroethane-d4	95	73-145		
Toluene-d8	101	90-108			1,4-Bromofluorobenzene	91	71-113		

Client Sample Number	Lab Sample Number	Date Collected	Matrix	Instrument	Date Prepared	Date Analyzed	QC Batch ID
S-16-19.5	07-12-0983-4-A	12/11/07	Solid	GC/MS JJ	12/19/07	12/19/07	071219L01

Parameter	Result	RL	DF	Qual	Parameter	Result	RL	DF	Qual
Benzene	0.042	0.0050	1		p/m-Xylene	0.90	0.0050	1	
Ethylbenzene	0.18	0.0050	1		o-Xylene	0.38	0.0050	1	
Toluene	0.21	0.0050	1						
Surrogates:	REC (%)	Control Limits		Qual	Surrogates:	REC (%)	Control Limits		Qual
Dibromofluoromethane	106	73-139			1,2-Dichloroethane-d4	114	73-145		
Toluene-d8	103	90-108			1,4-Bromofluorobenzene	108	71-113		

RL - Reporting Limit , DF - Dilution Factor , Qual - Qualifiers



Analytical Report



Conestoga-Rovers & Associates
19449 Riverside Drive, Suite 230
Sonoma, CA 95476-6955

Date Received: 12/12/07
Work Order No: 07-12-0983
Preparation: EPA 5030B
Method: EPA 8260B
Units: mg/kg

Project: 461 8th Street, Oakland, CA

Page 2 of 6

Client Sample Number	Lab Sample Number	Date Collected	Matrix	Instrument	Date Prepared	Date Analyzed	QC Batch ID
S-16-24.5	07-12-0983-5-A	12/11/07	Solid	GC/MS JJ	12/17/07	12/17/07	071217L01

Parameter	Result	RL	DF	Qual	Parameter	Result	RL	DF	Qual
Benzene	ND	0.0050	1		p/m-Xylene	0.066	0.0050	1	
Ethylbenzene	0.014	0.0050	1		o-Xylene	0.017	0.0050	1	
Toluene	0.017	0.0050	1						
Surrogates:	REC (%)	Control Limits		Qual	Surrogates:	REC (%)	Control Limits		Qual
Dibromofluoromethane	116	73-139			1,2-Dichloroethane-d4	103	73-145		
Toluene-d8	102	90-108			1,4-Bromofluorobenzene	88	71-113		

Client Sample Number	Lab Sample Number	Date Collected	Matrix	Instrument	Date Prepared	Date Analyzed	QC Batch ID
S-16-29.5	07-12-0983-6-A	12/11/07	Solid	GC/MS X	12/18/07	12/19/07	071218L03

Parameter	Result	RL	DF	Qual	Parameter	Result	RL	DF	Qual
Benzene	ND	0.0050	1		p/m-Xylene	ND	0.0050	1	
Ethylbenzene	ND	0.0050	1		o-Xylene	ND	0.0050	1	
Toluene	ND	0.0050	1						
Surrogates:	REC (%)	Control Limits		Qual	Surrogates:	REC (%)	Control Limits		Qual
Dibromofluoromethane	103	73-139			1,2-Dichloroethane-d4	112	73-145		
Toluene-d8	98	90-108			1,4-Bromofluorobenzene	97	71-113		


Client Sample Number	Lab Sample Number	Date Collected	Matrix	Instrument	Date Prepared	Date Analyzed	QC Batch ID
S-16-34.5	07-12-0983-7-A	12/11/07	Solid	GC/MS JJ	12/17/07	12/17/07	071217L01

Parameter	Result	RL	DF	Qual	Parameter	Result	RL	DF	Qual
Benzene	ND	0.0050	1		p/m-Xylene	ND	0.0050	1	
Ethylbenzene	ND	0.0050	1		o-Xylene	ND	0.0050	1	
Toluene	ND	0.0050	1						
Surrogates:	REC (%)	Control Limits		Qual	Surrogates:	REC (%)	Control Limits		Qual
Dibromofluoromethane	115	73-139			1,2-Dichloroethane-d4	111	73-145		
Toluene-d8	101	90-108			1,4-Bromofluorobenzene	87	71-113		

Client Sample Number	Lab Sample Number	Date Collected	Matrix	Instrument	Date Prepared	Date Analyzed	QC Batch ID
S-15-4.5	07-12-0983-8-A	12/11/07	Solid	GC/MS X	12/18/07	12/19/07	071218L03

Parameter	Result	RL	DF	Qual	Parameter	Result	RL	DF	Qual
Benzene	ND	0.0050	1		p/m-Xylene	0.027	0.0050	1	
Ethylbenzene	ND	0.0050	1		o-Xylene	0.017	0.0050	1	
Toluene	0.0058	0.0050	1						
Surrogates:	REC (%)	Control Limits		Qual	Surrogates:	REC (%)	Control Limits		Qual
Dibromofluoromethane	101	73-139			1,2-Dichloroethane-d4	113	73-145		
Toluene-d8	98	90-108			1,4-Bromofluorobenzene	97	71-113		

RL - Reporting Limit , DF - Dilution Factor , Qual - Qualifiers



Analytical Report



Conestoga-Rovers & Associates
19449 Riverside Drive, Suite 230
Sonoma, CA 95476-6955

Date Received: 12/12/07
Work Order No: 07-12-0983
Preparation: EPA 5030B
Method: EPA 8260B
Units: mg/kg

Project: 461 8th Street, Oakland, CA

Page 3 of 6

Client Sample Number	Lab Sample Number	Date Collected	Matrix	Instrument	Date Prepared	Date Analyzed	QC Batch ID
----------------------	-------------------	----------------	--------	------------	---------------	---------------	-------------

S-15-9.5	07-12-0983-9-A	12/11/07	Solid	GC/MS X	12/18/07	12/19/07	071218L04
-----------------	-----------------------	-----------------	--------------	----------------	-----------------	-----------------	------------------

Parameter	Result	RL	DF	Qual	Parameter	Result	RL	DF	Qual
Benzene	93	0.50	100		p/m-Xylene	490	12	2500	
Ethylbenzene	100	12	2500		o-Xylene	170	12	2500	
Toluene	350	12	2500						
Surrogates:	REC (%)	Control Limits		Qual	Surrogates:	REC (%)	Control Limits		Qual
Dibromofluoromethane	97	73-139			1,2-Dichloroethane-d4	109	73-145		
Toluene-d8	105	90-108			1,4-Bromofluorobenzene	105	71-113		

S-15-14.5	07-12-0983-10-A	12/11/07	Solid	GC/MS Q	12/18/07	12/19/07	071218L03
------------------	------------------------	-----------------	--------------	----------------	-----------------	-----------------	------------------

Parameter	Result	RL	DF	Qual	Parameter	Result	RL	DF	Qual
Benzene	34	0.50	100		p/m-Xylene	340	2.5	500	
Ethylbenzene	72	0.50	100		o-Xylene	120	2.5	500	
Toluene	290	2.5	500						
Surrogates:	REC (%)	Control Limits		Qual	Surrogates:	REC (%)	Control Limits		Qual
Dibromofluoromethane	102	73-139			1,2-Dichloroethane-d4	102	73-145		
Toluene-d8	102	90-108			1,4-Bromofluorobenzene	93	71-113		


S-15-19.5	07-12-0983-11-A	12/11/07	Solid	GC/MS Q	12/18/07	12/19/07	071218L03
------------------	------------------------	-----------------	--------------	----------------	-----------------	-----------------	------------------

Parameter	Result	RL	DF	Qual	Parameter	Result	RL	DF	Qual
Benzene	4.0	0.12	25		p/m-Xylene	24	0.12	25	
Ethylbenzene	5.8	0.12	25		o-Xylene	9.8	0.12	25	
Toluene	19	0.12	25						
Surrogates:	REC (%)	Control Limits		Qual	Surrogates:	REC (%)	Control Limits		Qual
Dibromofluoromethane	99	73-139			1,2-Dichloroethane-d4	100	73-145		
Toluene-d8	98	90-108			1,4-Bromofluorobenzene	87	71-113		

S-15-24.5	07-12-0983-12-A	12/11/07	Solid	GC/MS Q	12/18/07	12/19/07	071218L02
------------------	------------------------	-----------------	--------------	----------------	-----------------	-----------------	------------------

Parameter	Result	RL	DF	Qual	Parameter	Result	RL	DF	Qual
Benzene	0.020	0.0050	1		p/m-Xylene	0.12	0.0050	1	
Ethylbenzene	0.027	0.0050	1		o-Xylene	0.043	0.0050	1	
Toluene	0.054	0.0050	1						
Surrogates:	REC (%)	Control Limits		Qual	Surrogates:	REC (%)	Control Limits		Qual
Dibromofluoromethane	118	73-139			1,2-Dichloroethane-d4	118	73-145		
Toluene-d8	95	90-108			1,4-Bromofluorobenzene	90	71-113		

RL - Reporting Limit , DF - Dilution Factor , Qual - Qualifiers



Analytical Report



Conestoga-Rovers & Associates
19449 Riverside Drive, Suite 230
Sonoma, CA 95476-6955

Date Received: 12/12/07
Work Order No: 07-12-0983
Preparation: EPA 5030B
Method: EPA 8260B
Units: mg/kg

Project: 461 8th Street, Oakland, CA

Page 4 of 6

Client Sample Number	Lab Sample Number	Date Collected	Matrix	Instrument	Date Prepared	Date Analyzed	QC Batch ID
S-15-29.5	07-12-0983-13-A	12/11/07	Solid	GC/MS Q	12/18/07	12/19/07	071218L02

Parameter	Result	RL	DF	Qual	Parameter	Result	RL	DF	Qual
Benzene	ND	0.0050	1		p/m-Xylene	ND	0.0050	1	
Ethylbenzene	ND	0.0050	1		o-Xylene	ND	0.0050	1	
Toluene	0.0062	0.0050	1						
<u>Surrogates:</u>	<u>REC (%)</u>	<u>Control Limits</u>		<u>Qual</u>	<u>Surrogates:</u>	<u>REC (%)</u>	<u>Control Limits</u>		<u>Qual</u>
Dibromofluoromethane	118	73-139			1,2-Dichloroethane-d4	117	73-145		
Toluene-d8	94	90-108			1,4-Bromofluorobenzene	79	71-113		

Client Sample Number	Lab Sample Number	Date Collected	Matrix	Instrument	Date Prepared	Date Analyzed	QC Batch ID
S-15-34.5	07-12-0983-14-A	12/11/07	Solid	GC/MS Q	12/18/07	12/19/07	071218L02

Parameter	Result	RL	DF	Qual	Parameter	Result	RL	DF	Qual
Benzene	ND	0.0050	1		p/m-Xylene	0.0078	0.0050	1	
Ethylbenzene	ND	0.0050	1		o-Xylene	ND	0.0050	1	
Toluene	0.0062	0.0050	1						
<u>Surrogates:</u>	<u>REC (%)</u>	<u>Control Limits</u>		<u>Qual</u>	<u>Surrogates:</u>	<u>REC (%)</u>	<u>Control Limits</u>		<u>Qual</u>
Dibromofluoromethane	125	73-139			1,2-Dichloroethane-d4	126	73-145		
Toluene-d8	95	90-108			1,4-Bromofluorobenzene	81	71-113		


Client Sample Number	Lab Sample Number	Date Collected	Matrix	Instrument	Date Prepared	Date Analyzed	QC Batch ID
Method Blank	099-10-005-15,203	N/A	Solid	GC/MS JJ	12/17/07	12/17/07	071217L01

Parameter	Result	RL	DF	Qual	Parameter	Result	RL	DF	Qual
Benzene	ND	0.0050	1		p/m-Xylene	ND	0.0050	1	
Ethylbenzene	ND	0.0050	1		o-Xylene	ND	0.0050	1	
Toluene	ND	0.0050	1						
<u>Surrogates:</u>	<u>REC (%)</u>	<u>Control Limits</u>		<u>Qual</u>	<u>Surrogates:</u>	<u>REC (%)</u>	<u>Control Limits</u>		<u>Qual</u>
Dibromofluoromethane	120	73-139			1,2-Dichloroethane-d4	110	73-145		
Toluene-d8	103	90-108			1,4-Bromofluorobenzene	85	71-113		

Client Sample Number	Lab Sample Number	Date Collected	Matrix	Instrument	Date Prepared	Date Analyzed	QC Batch ID
Method Blank	099-10-005-15,210	N/A	Solid	GC/MS X	12/18/07	12/19/07	071218L03

Parameter	Result	RL	DF	Qual	Parameter	Result	RL	DF	Qual
Benzene	ND	0.0050	1		p/m-Xylene	ND	0.0050	1	
Ethylbenzene	ND	0.0050	1		o-Xylene	ND	0.0050	1	
Toluene	ND	0.0050	1						
<u>Surrogates:</u>	<u>REC (%)</u>	<u>Control Limits</u>		<u>Qual</u>	<u>Surrogates:</u>	<u>REC (%)</u>	<u>Control Limits</u>		<u>Qual</u>
Dibromofluoromethane	99	73-139			1,2-Dichloroethane-d4	111	73-145		
Toluene-d8	94	90-108			1,4-Bromofluorobenzene	96	71-113		

RL - Reporting Limit , DF - Dilution Factor , Qual - Qualifiers



Analytical Report



Conestoga-Rovers & Associates
 19449 Riverside Drive, Suite 230
 Sonoma, CA 95476-6955

Date Received: 12/12/07
 Work Order No: 07-12-0983
 Preparation: EPA 5030B
 Method: EPA 8260B
 Units: mg/kg

Project: 461 8th Street, Oakland, CA

Page 5 of 6

Client Sample Number	Lab Sample Number	Date Collected	Matrix	Instrument	Date Prepared	Date Analyzed	QC Batch ID
----------------------	-------------------	----------------	--------	------------	---------------	---------------	-------------

Method Blank	099-10-005-15,211	N/A	Solid	GC/MS X	12/18/07	12/19/07	071218L04
---------------------	--------------------------	------------	--------------	----------------	-----------------	-----------------	------------------

Parameter	Result	RL	DF	Qual	Parameter	Result	RL	DF	Qual
Benzene	ND	0.12	25		p/m-Xylene	ND	0.12	25	
Ethylbenzene	ND	0.12	25		o-Xylene	ND	0.12	25	
Toluene	ND	0.12	25						
Surrogates:	REC (%)	Control Limits		Qual	Surrogates:	REC (%)	Control Limits		Qual
Dibromofluoromethane	94	73-139			1,2-Dichloroethane-d4	109	73-145		
Toluene-d8	97	90-108			1,4-Bromofluorobenzene	91	71-113		

Method Blank	099-10-005-15,212	N/A	Solid	GC/MS Q	12/18/07	12/19/07	071218L02
---------------------	--------------------------	------------	--------------	----------------	-----------------	-----------------	------------------

Parameter	Result	RL	DF	Qual	Parameter	Result	RL	DF	Qual
Benzene	ND	0.0050	1		p/m-Xylene	ND	0.0050	1	
Ethylbenzene	ND	0.0050	1		o-Xylene	ND	0.0050	1	
Toluene	ND	0.0050	1						
Surrogates:	REC (%)	Control Limits		Qual	Surrogates:	REC (%)	Control Limits		Qual
Dibromofluoromethane	118	73-139			1,2-Dichloroethane-d4	113	73-145		
Toluene-d8	93	90-108			1,4-Bromofluorobenzene	78	71-113		

Method Blank	099-10-005-15,213	N/A	Solid	GC/MS Q	12/18/07	12/19/07	071218L03
---------------------	--------------------------	------------	--------------	----------------	-----------------	-----------------	------------------

Parameter	Result	RL	DF	Qual	Parameter	Result	RL	DF	Qual
Benzene	ND	0.12	25		p/m-Xylene	ND	0.12	25	
Ethylbenzene	ND	0.12	25		o-Xylene	ND	0.12	25	
Toluene	ND	0.12	25						
Surrogates:	REC (%)	Control Limits		Qual	Surrogates:	REC (%)	Control Limits		Qual
Dibromofluoromethane	110	73-139			1,2-Dichloroethane-d4	109	73-145		
Toluene-d8	93	90-108			1,4-Bromofluorobenzene	74	71-113		

Method Blank	099-10-005-15,215	N/A	Solid	GC/MS S	12/19/07	12/19/07	071219L02
---------------------	--------------------------	------------	--------------	----------------	-----------------	-----------------	------------------

Parameter	Result	RL	DF	Qual	Parameter	Result	RL	DF	Qual
Benzene	ND	0.12	25		p/m-Xylene	ND	0.12	25	
Ethylbenzene	ND	0.12	25		o-Xylene	ND	0.12	25	
Toluene	ND	0.12	25						
Surrogates:	REC (%)	Control Limits		Qual	Surrogates:	REC (%)	Control Limits		Qual
Dibromofluoromethane	107	73-139			1,2-Dichloroethane-d4	116	73-145		
Toluene-d8	104	90-108			1,4-Bromofluorobenzene	98	71-113		

RL - Reporting Limit , DF - Dilution Factor , Qual - Qualifiers

Analytical Report



Conestoga-Rovers & Associates
 19449 Riverside Drive, Suite 230
 Sonoma, CA 95476-6955

Date Received: 12/12/07
 Work Order No: 07-12-0983
 Preparation: EPA 5030B
 Method: EPA 8260B
 Units: mg/kg

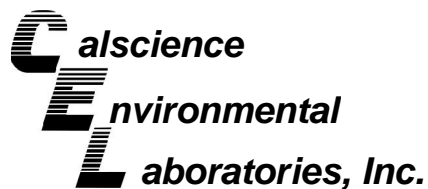
Project: 461 8th Street, Oakland, CA

Page 6 of 6

Client Sample Number	Lab Sample Number	Date Collected	Matrix	Instrument	Date Prepared	Date Analyzed	QC Batch ID
Method Blank	099-10-005-15,216	N/A	Solid	GC/MS JJ	12/19/07	12/19/07	071219L01

Parameter	Result	RL	DF	Qual	Parameter	Result	RL	DF	Qual
Benzene	ND	0.0050	1		p/m-Xylene	ND	0.0050	1	
Ethylbenzene	ND	0.0050	1		o-Xylene	ND	0.0050	1	
Toluene	ND	0.0050	1						
Surrogates:	REC (%)	Control Limits		Qual	Surrogates:	REC (%)	Control Limits		Qual
Dibromofluoromethane	118	73-139			1,2-Dichloroethane-d4	120	73-145		
Toluene-d8	106	90-108			1,4-Bromofluorobenzene	90	71-113		

RL - Reporting Limit , DF - Dilution Factor , Qual - Qualifiers



Quality Control - Spike/Spike Duplicate



Conestoga-Rovers & Associates
19449 Riverside Drive, Suite 230
Sonoma, CA 95476-6955

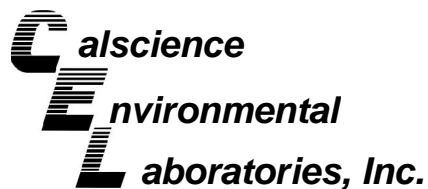
Date Received: 12/12/07
Work Order No: 07-12-0983
Preparation: EPA 5030B
Method: EPA 8015B (M)

Project 461 8th Street, Oakland, CA

Quality Control Sample ID	Matrix	Instrument	Date Prepared	Date Analyzed	MS/MSD Batch Number
07-12-0930-1	Solid	GC 1	12/12/07	12/12/07	071212S01

Parameter	MS %REC	MSD %REC	%REC CL	RPD	RPD CL	Qualifiers
TPH as Gasoline	68	65	48-114	3	0-23	

RPD - Relative Percent Difference , CL - Control Limit



Quality Control - Spike/Spike Duplicate



Conestoga-Rovers & Associates
19449 Riverside Drive, Suite 230
Sonoma, CA 95476-6955

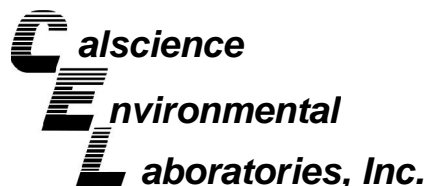
Date Received: 12/12/07
Work Order No: 07-12-0983
Preparation: EPA 5030B
Method: EPA 8015B (M)

Project 461 8th Street, Oakland, CA

Quality Control Sample ID	Matrix	Instrument	Date Prepared	Date Analyzed	MS/MSD Batch Number
S-15-34.5	Solid	GC 1	12/13/07	12/13/07	071213S01

Parameter	MS %REC	MSD %REC	%REC CL	RPD	RPD CL	Qualifiers
TPH as Gasoline	61	57	48-114	5	0-23	

RPD - Relative Percent Difference , CL - Control Limit



Quality Control - Spike/Spike Duplicate



Conestoga-Rovers & Associates
19449 Riverside Drive, Suite 230
Sonoma, CA 95476-6955

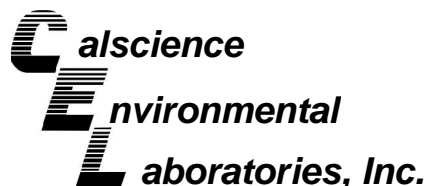
Date Received: 12/12/07
Work Order No: 07-12-0983
Preparation: EPA 5030B
Method: EPA 8260B

Project 461 8th Street, Oakland, CA

Quality Control Sample ID	Matrix	Instrument	Date Prepared	Date Analyzed	MS/MSD Batch Number
S-16-4.5	Solid	GC/MS JJ	12/17/07	12/17/07	071217S01

Parameter	MS %REC	MSD %REC	%REC CL	RPD	RPD CL	Qualifiers
Benzene	100	99	79-115	0	0-13	
Carbon Tetrachloride	89	87	55-139	3	0-15	
Chlorobenzene	99	97	79-115	2	0-17	
1,2-Dibromoethane	95	99	70-130	3	0-30	
1,2-Dichlorobenzene	96	97	63-123	2	0-23	
1,1-Dichloroethene	99	97	69-123	1	0-16	
Ethylbenzene	95	94	70-130	1	0-30	
Toluene	100	99	79-115	2	0-15	
Trichloroethene	83	82	66-144	0	0-14	
Vinyl Chloride	97	103	60-126	6	0-14	
Methyl-t-Butyl Ether (MTBE)	97	96	68-128	1	0-14	
Tert-Butyl Alcohol (TBA)	103	105	44-134	1	0-37	
Diisopropyl Ether (DIPE)	112	115	75-123	3	0-12	
Ethyl-t-Butyl Ether (ETBE)	103	104	75-117	1	0-12	
Tert-Amyl-Methyl Ether (TAME)	93	93	79-115	1	0-12	
Ethanol	119	115	42-138	4	0-28	

RPD - Relative Percent Difference , CL - Control Limit



Quality Control - Spike/Spike Duplicate



Conestoga-Rovers & Associates
19449 Riverside Drive, Suite 230
Sonoma, CA 95476-6955

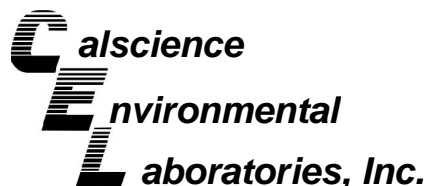
Date Received: 12/12/07
Work Order No: 07-12-0983
Preparation: EPA 5030B
Method: EPA 8260B

Project 461 8th Street, Oakland, CA

Quality Control Sample ID	Matrix	Instrument	Date Prepared	Date Analyzed	MS/MSD Batch Number
07-12-1035-1	Solid	GC/MS Q	12/18/07	12/19/07	071218S02

Parameter	MS %REC	MSD %REC	%REC CL	RPD	RPD CL	Qualifiers
Benzene	98	99	79-115	1	0-13	
Carbon Tetrachloride	90	90	55-139	0	0-15	
Chlorobenzene	100	102	79-115	1	0-17	
1,2-Dibromoethane	104	105	70-130	0	0-30	
1,2-Dichlorobenzene	102	104	63-123	2	0-23	
1,1-Dichloroethene	91	92	69-123	1	0-16	
Ethylbenzene	108	108	70-130	0	0-30	
Toluene	101	101	79-115	0	0-15	
Trichloroethene	98	98	66-144	0	0-14	
Vinyl Chloride	91	95	60-126	3	0-14	
Methyl-t-Butyl Ether (MTBE)	92	93	68-128	1	0-14	
Tert-Butyl Alcohol (TBA)	84	87	44-134	4	0-37	
Diisopropyl Ether (DIPE)	98	99	75-123	1	0-12	
Ethyl-t-Butyl Ether (ETBE)	95	97	75-117	2	0-12	
Tert-Amyl-Methyl Ether (TAME)	99	100	79-115	2	0-12	
Ethanol	79	84	42-138	7	0-28	

RPD - Relative Percent Difference , CL - Control Limit



Quality Control - Spike/Spike Duplicate



Conestoga-Rovers & Associates
19449 Riverside Drive, Suite 230
Sonoma, CA 95476-6955

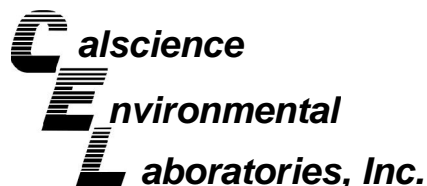
Date Received: 12/12/07
Work Order No: 07-12-0983
Preparation: EPA 5030B
Method: EPA 8260B

Project 461 8th Street, Oakland, CA

Quality Control Sample ID	Matrix	Instrument	Date Prepared	Date Analyzed	MS/MSD Batch Number
S-16-29.5	Solid	GC/MS X	12/18/07	12/19/07	071218S02

Parameter	MS %REC	MSD %REC	%REC CL	RPD	RPD CL	Qualifiers
Benzene	97	88	79-115	10	0-13	
Carbon Tetrachloride	96	87	55-139	10	0-15	
Chlorobenzene	97	89	79-115	8	0-17	
1,2-Dibromoethane	108	94	70-130	14	0-30	
1,2-Dichlorobenzene	90	84	63-123	7	0-23	
1,1-Dichloroethene	98	93	69-123	6	0-16	
Ethylbenzene	100	92	70-130	9	0-30	
Toluene	95	85	79-115	11	0-15	
Trichloroethene	102	92	66-144	10	0-14	
Vinyl Chloride	104	101	60-126	3	0-14	
Methyl-t-Butyl Ether (MTBE)	97	86	68-128	11	0-14	
Tert-Butyl Alcohol (TBA)	106	85	44-134	21	0-37	
Diisopropyl Ether (DIPE)	100	90	75-123	11	0-12	
Ethyl-t-Butyl Ether (ETBE)	97	88	75-117	11	0-12	
Tert-Amyl-Methyl Ether (TAME)	96	86	79-115	11	0-12	
Ethanol	120	96	42-138	22	0-28	

RPD - Relative Percent Difference , CL - Control Limit



Quality Control - Spike/Spike Duplicate



Conestoga-Rovers & Associates
19449 Riverside Drive, Suite 230
Sonoma, CA 95476-6955

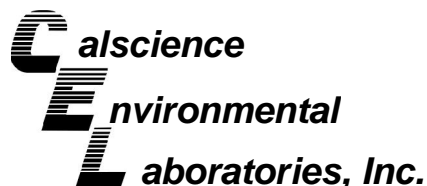
Date Received: 12/12/07
Work Order No: 07-12-0983
Preparation: EPA 5030B
Method: EPA 8260B

Project 461 8th Street, Oakland, CA

Quality Control Sample ID	Matrix	Instrument	Date Prepared	Date Analyzed	MS/MSD Batch Number
07-12-1120-1	Solid	GC/MS JJ	12/19/07	12/19/07	071219S01

Parameter	MS %REC	MSD %REC	%REC CL	RPD	RPD CL	Qualifiers
Benzene	87	89	79-115	2	0-13	
Carbon Tetrachloride	81	76	55-139	7	0-15	
Chlorobenzene	87	89	79-115	2	0-17	
1,2-Dibromoethane	91	95	70-130	5	0-30	
1,2-Dichlorobenzene	90	88	63-123	2	0-23	
1,1-Dichloroethene	80	78	69-123	2	0-16	
Ethylbenzene	91	91	70-130	1	0-30	
Toluene	91	90	79-115	1	0-15	
Trichloroethene	98	100	66-144	2	0-14	
Vinyl Chloride	89	87	60-126	3	0-14	
Methyl-t-Butyl Ether (MTBE)	91	93	68-128	2	0-14	
Tert-Butyl Alcohol (TBA)	64	67	44-134	5	0-37	
Diisopropyl Ether (DIPE)	98	98	75-123	0	0-12	
Ethyl-t-Butyl Ether (ETBE)	96	99	75-117	3	0-12	
Tert-Amyl-Methyl Ether (TAME)	93	96	79-115	3	0-12	
Ethanol	86	88	42-138	2	0-28	

RPD - Relative Percent Difference , CL - Control Limit



Quality Control - Spike/Spike Duplicate



Conestoga-Rovers & Associates
19449 Riverside Drive, Suite 230
Sonoma, CA 95476-6955

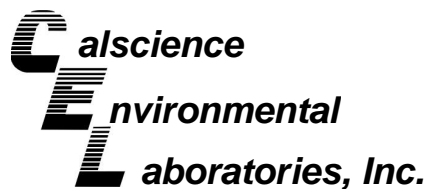
Date Received: 12/12/07
Work Order No: 07-12-0983
Preparation: EPA 5030B
Method: EPA 8260B

Project 461 8th Street, Oakland, CA

Quality Control Sample ID	Matrix	Instrument	Date Prepared	Date Analyzed	MS/MSD Batch Number
07-12-1320-1	Solid	GC/MS S	12/19/07	12/19/07	071219S01

Parameter	MS %REC	MSD %REC	%REC CL	RPD	RPD CL	Qualifiers
Benzene	81	83	79-115	3	0-13	
Carbon Tetrachloride	92	95	55-139	3	0-15	
Chlorobenzene	85	85	79-115	0	0-17	
1,2-Dibromoethane	85	89	70-130	4	0-30	
1,2-Dichlorobenzene	80	80	63-123	0	0-23	
1,1-Dichloroethene	88	89	69-123	1	0-16	
Ethylbenzene	85	88	70-130	4	0-30	
Toluene	82	86	79-115	4	0-15	
Trichloroethene	88	89	66-144	2	0-14	
Vinyl Chloride	63	71	60-126	13	0-14	
Methyl-t-Butyl Ether (MTBE)	88	90	68-128	2	0-14	
Tert-Butyl Alcohol (TBA)	78	83	44-134	6	0-37	
Diisopropyl Ether (DIPE)	81	81	75-123	1	0-12	
Ethyl-t-Butyl Ether (ETBE)	85	88	75-117	4	0-12	
Tert-Amyl-Methyl Ether (TAME)	88	92	79-115	4	0-12	
Ethanol	72	73	42-138	1	0-28	

RPD - Relative Percent Difference , CL - Control Limit



Quality Control - LCS/LCS Duplicate



Conestoga-Rovers & Associates
19449 Riverside Drive, Suite 230
Sonoma, CA 95476-6955

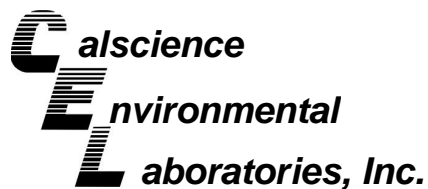
Date Received: N/A
Work Order No: 07-12-0983
Preparation: EPA 5030B
Method: EPA 8015B (M)

Project: 461 8th Street, Oakland, CA

Quality Control Sample ID	Matrix	Instrument	Date Prepared	Date Analyzed	LCS/LCSD Batch Number
099-12-279-1,367	Solid	GC 1	12/11/07	12/11/07	071211B02

<u>Parameter</u>	<u>LCS %REC</u>	<u>LCSD %REC</u>	<u>%REC CL</u>	<u>RPD</u>	<u>RPD CL</u>	<u>Qualifiers</u>
TPH as Gasoline	83	83	70-124	1	0-18	

RPD - Relative Percent Difference , CL - Control Limit



Quality Control - LCS/LCS Duplicate



Conestoga-Rovers & Associates
19449 Riverside Drive, Suite 230
Sonoma, CA 95476-6955

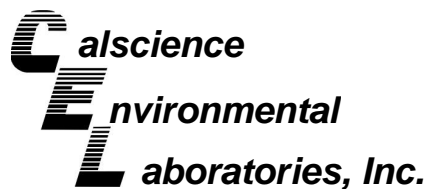
Date Received: N/A
Work Order No: 07-12-0983
Preparation: EPA 5030B
Method: EPA 8015B (M)

Project: 461 8th Street, Oakland, CA

Quality Control Sample ID	Matrix	Instrument	Date Prepared	Date Analyzed	LCS/LCSD Batch Number
099-12-279-1,368	Solid	GC 1	12/12/07	12/12/07	071212B01

<u>Parameter</u>	<u>LCS %REC</u>	<u>LCSD %REC</u>	<u>%REC CL</u>	<u>RPD</u>	<u>RPD CL</u>	<u>Qualifiers</u>
TPH as Gasoline	83	83	70-124	0	0-18	

RPD - Relative Percent Difference , CL - Control Limit



Quality Control - LCS/LCS Duplicate



Conestoga-Rovers & Associates
19449 Riverside Drive, Suite 230
Sonoma, CA 95476-6955

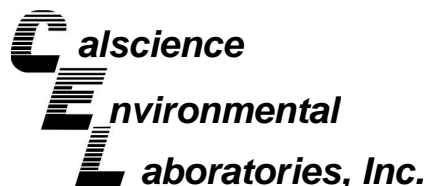
Date Received: N/A
Work Order No: 07-12-0983
Preparation: EPA 5030B
Method: EPA 8015B (M)

Project: 461 8th Street, Oakland, CA

Quality Control Sample ID	Matrix	Instrument	Date Prepared	Date Analyzed	LCS/LCSD Batch Number
099-12-279-1,372	Solid	GC 1	12/13/07	12/13/07	071213B01

<u>Parameter</u>	<u>LCS %REC</u>	<u>LCSD %REC</u>	<u>%REC CL</u>	<u>RPD</u>	<u>RPD CL</u>	<u>Qualifiers</u>
TPH as Gasoline	84	83	70-124	2	0-18	

RPD - Relative Percent Difference , CL - Control Limit



Quality Control - LCS/LCS Duplicate



Conestoga-Rovers & Associates
19449 Riverside Drive, Suite 230
Sonoma, CA 95476-6955

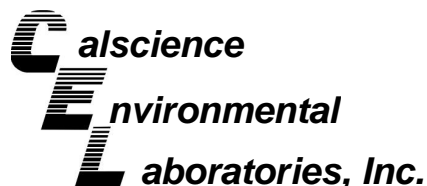
Date Received: N/A
Work Order No: 07-12-0983
Preparation: EPA 5030B
Method: EPA 8260B

Project: 461 8th Street, Oakland, CA

Quality Control Sample ID	Matrix	Instrument	Date Prepared	Date Analyzed	LCS/LCSD Batch Number
099-10-005-15,203	Solid	GC/MS JJ	12/17/07	12/17/07	071217L01

Parameter	LCS %REC	LCSD %REC	%REC CL	RPD	RPD CL	Qualifiers
Benzene	100	100	84-114	1	0-7	
Carbon Tetrachloride	80	82	66-132	2	0-12	
Chlorobenzene	98	95	87-111	3	0-7	
1,2-Dibromoethane	103	97	80-120	6	0-20	
1,2-Dichlorobenzene	100	99	79-115	1	0-8	
1,1-Dichloroethene	92	96	73-121	4	0-12	
Ethylbenzene	94	90	80-120	4	0-20	
Toluene	98	97	78-114	1	0-7	
Trichloroethene	85	86	84-114	0	0-8	
Vinyl Chloride	104	105	63-129	2	0-15	
Methyl-t-Butyl Ether (MTBE)	99	102	77-125	3	0-11	
Tert-Butyl Alcohol (TBA)	107	112	47-137	5	0-27	
Diisopropyl Ether (DIPE)	120	127	76-130	6	0-8	
Ethyl-t-Butyl Ether (ETBE)	106	112	76-124	5	0-12	
Tert-Amyl-Methyl Ether (TAME)	98	97	82-118	1	0-11	
Ethanol	126	132	59-131	4	0-21	X

RPD - Relative Percent Difference , CL - Control Limit



Quality Control - LCS/LCS Duplicate



Conestoga-Rovers & Associates
19449 Riverside Drive, Suite 230
Sonoma, CA 95476-6955

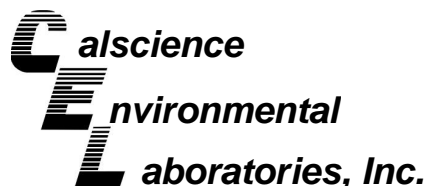
Date Received: N/A
Work Order No: 07-12-0983
Preparation: EPA 5030B
Method: EPA 8260B

Project: 461 8th Street, Oakland, CA

Quality Control Sample ID	Matrix	Instrument	Date Prepared	Date Analyzed	LCS/LCSD Batch Number
099-10-005-15,212	Solid	GC/MS Q	12/18/07	12/19/07	071218L02

<u>Parameter</u>	<u>LCS %REC</u>	<u>LCSD %REC</u>	<u>%REC CL</u>	<u>RPD</u>	<u>RPD CL</u>	<u>Qualifiers</u>
Benzene	98	98	84-114	1	0-7	
Carbon Tetrachloride	92	91	66-132	1	0-12	
Chlorobenzene	102	100	87-111	2	0-7	
1,2-Dibromoethane	100	99	80-120	1	0-20	
1,2-Dichlorobenzene	104	101	79-115	2	0-8	
1,1-Dichloroethene	94	92	73-121	2	0-12	
Ethylbenzene	112	111	80-120	1	0-20	
Toluene	101	99	78-114	1	0-7	
Trichloroethene	99	97	84-114	3	0-8	
Vinyl Chloride	96	96	63-129	0	0-15	
Methyl-t-Butyl Ether (MTBE)	83	81	77-125	3	0-11	
Tert-Butyl Alcohol (TBA)	96	89	47-137	7	0-27	
Diisopropyl Ether (DIPE)	91	89	76-130	2	0-8	
Ethyl-t-Butyl Ether (ETBE)	86	85	76-124	2	0-12	
Tert-Amyl-Methyl Ether (TAME)	91	89	82-118	1	0-11	
Ethanol	96	93	59-131	3	0-21	

RPD - Relative Percent Difference , CL - Control Limit



Quality Control - LCS/LCS Duplicate



Conestoga-Rovers & Associates
19449 Riverside Drive, Suite 230
Sonoma, CA 95476-6955

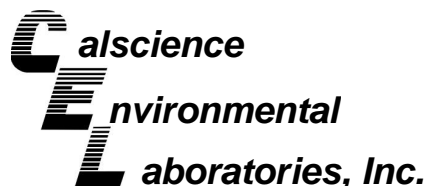
Date Received: N/A
Work Order No: 07-12-0983
Preparation: EPA 5030B
Method: EPA 8260B

Project: 461 8th Street, Oakland, CA

Quality Control Sample ID	Matrix	Instrument	Date Prepared	Date Analyzed	LCS/LCSD Batch Number
099-10-005-15,213	Solid	GC/MS Q	12/18/07	12/19/07	071218L03

Parameter	LCS %REC	LCSD %REC	%REC CL	RPD	RPD CL	Qualifiers
Benzene	98	98	84-114	1	0-7	
Carbon Tetrachloride	92	91	66-132	1	0-12	
Chlorobenzene	102	100	87-111	2	0-7	
1,2-Dibromoethane	100	99	80-120	1	0-20	
1,2-Dichlorobenzene	104	101	79-115	2	0-8	
1,1-Dichloroethene	94	92	73-121	2	0-12	
Ethylbenzene	112	111	80-120	1	0-20	
Toluene	101	99	78-114	1	0-7	
Trichloroethene	99	97	84-114	3	0-8	
Vinyl Chloride	96	96	63-129	0	0-15	
Methyl-t-Butyl Ether (MTBE)	83	81	77-125	3	0-11	
Tert-Butyl Alcohol (TBA)	96	89	47-137	7	0-27	
Diisopropyl Ether (DIPE)	91	89	76-130	2	0-8	
Ethyl-t-Butyl Ether (ETBE)	86	85	76-124	2	0-12	
Tert-Amyl-Methyl Ether (TAME)	91	89	82-118	1	0-11	
Ethanol	96	93	59-131	3	0-21	

RPD - Relative Percent Difference , CL - Control Limit



Quality Control - LCS/LCS Duplicate



Conestoga-Rovers & Associates
19449 Riverside Drive, Suite 230
Sonoma, CA 95476-6955

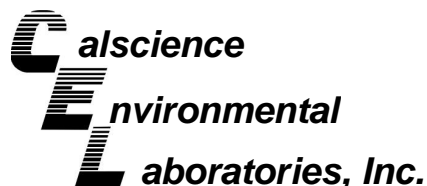
Date Received: N/A
Work Order No: 07-12-0983
Preparation: EPA 5030B
Method: EPA 8260B

Project: 461 8th Street, Oakland, CA

Quality Control Sample ID	Matrix	Instrument	Date Prepared	Date Analyzed	LCS/LCSD Batch Number
099-10-005-15,210	Solid	GC/MS X	12/18/07	12/19/07	071218L03

Parameter	LCS %REC	LCSD %REC	%REC CL	RPD	RPD CL	Qualifiers
Benzene	95	91	84-114	4	0-7	
Carbon Tetrachloride	96	94	66-132	2	0-12	
Chlorobenzene	95	93	87-111	2	0-7	
1,2-Dibromoethane	99	101	80-120	2	0-20	
1,2-Dichlorobenzene	88	87	79-115	2	0-8	
1,1-Dichloroethene	100	93	73-121	7	0-12	
Ethylbenzene	97	95	80-120	3	0-20	
Toluene	94	92	78-114	3	0-7	
Trichloroethene	96	96	84-114	0	0-8	
Vinyl Chloride	113	104	63-129	8	0-15	
Methyl-t-Butyl Ether (MTBE)	92	92	77-125	0	0-11	
Tert-Butyl Alcohol (TBA)	99	105	47-137	6	0-27	
Diisopropyl Ether (DIPE)	97	95	76-130	2	0-8	
Ethyl-t-Butyl Ether (ETBE)	94	93	76-124	1	0-12	
Tert-Amyl-Methyl Ether (TAME)	93	94	82-118	1	0-11	
Ethanol	106	106	59-131	1	0-21	

RPD - Relative Percent Difference , CL - Control Limit



Quality Control - LCS/LCS Duplicate



Conestoga-Rovers & Associates
19449 Riverside Drive, Suite 230
Sonoma, CA 95476-6955

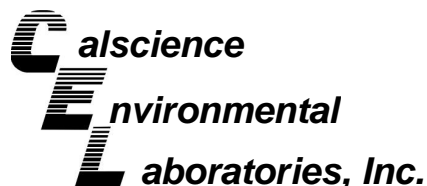
Date Received: N/A
Work Order No: 07-12-0983
Preparation: EPA 5030B
Method: EPA 8260B

Project: 461 8th Street, Oakland, CA

Quality Control Sample ID	Matrix	Instrument	Date Prepared	Date Analyzed	LCS/LCSD Batch Number
099-10-005-15,211	Solid	GC/MS X	12/18/07	12/19/07	071218L04

<u>Parameter</u>	<u>LCS %REC</u>	<u>LCSD %REC</u>	<u>%REC CL</u>	<u>RPD</u>	<u>RPD CL</u>	<u>Qualifiers</u>
Benzene	95	91	84-114	4	0-7	
Carbon Tetrachloride	96	94	66-132	2	0-12	
Chlorobenzene	95	93	87-111	2	0-7	
1,2-Dibromoethane	99	101	80-120	2	0-20	
1,2-Dichlorobenzene	88	87	79-115	2	0-8	
1,1-Dichloroethene	100	93	73-121	7	0-12	
Ethylbenzene	97	95	80-120	3	0-20	
Toluene	94	92	78-114	3	0-7	
Trichloroethene	96	96	84-114	0	0-8	
Vinyl Chloride	113	104	63-129	8	0-15	
Methyl-t-Butyl Ether (MTBE)	92	92	77-125	0	0-11	
Tert-Butyl Alcohol (TBA)	99	105	47-137	6	0-27	
Diisopropyl Ether (DIPE)	97	95	76-130	2	0-8	
Ethyl-t-Butyl Ether (ETBE)	94	93	76-124	1	0-12	
Tert-Amyl-Methyl Ether (TAME)	93	94	82-118	1	0-11	
Ethanol	106	106	59-131	1	0-21	

RPD - Relative Percent Difference , CL - Control Limit



Quality Control - LCS/LCS Duplicate



Conestoga-Rovers & Associates
19449 Riverside Drive, Suite 230
Sonoma, CA 95476-6955

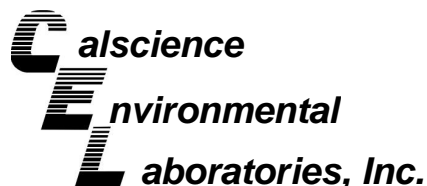
Date Received: N/A
Work Order No: 07-12-0983
Preparation: EPA 5030B
Method: EPA 8260B

Project: 461 8th Street, Oakland, CA

Quality Control Sample ID	Matrix	Instrument	Date Prepared	Date Analyzed	LCS/LCSD Batch Number
099-10-005-15,216	Solid	GC/MS JJ	12/19/07	12/19/07	071219L01

Parameter	LCS %REC	LCSD %REC	%REC CL	RPD	RPD CL	Qualifiers
Benzene	93	92	84-114	1	0-7	
Carbon Tetrachloride	90	88	66-132	2	0-12	
Chlorobenzene	98	95	87-111	3	0-7	
1,2-Dibromoethane	98	98	80-120	0	0-20	
1,2-Dichlorobenzene	99	98	79-115	1	0-8	
1,1-Dichloroethene	90	88	73-121	2	0-12	
Ethylbenzene	103	99	80-120	4	0-20	
Toluene	97	96	78-114	0	0-7	
Trichloroethene	105	104	84-114	1	0-8	
Vinyl Chloride	89	92	63-129	4	0-15	
Methyl-t-Butyl Ether (MTBE)	99	101	77-125	1	0-11	
Tert-Butyl Alcohol (TBA)	74	80	47-137	8	0-27	
Diisopropyl Ether (DIPE)	101	104	76-130	3	0-8	
Ethyl-t-Butyl Ether (ETBE)	102	105	76-124	3	0-12	
Tert-Amyl-Methyl Ether (TAME)	97	98	82-118	0	0-11	
Ethanol	86	89	59-131	4	0-21	

RPD - Relative Percent Difference , CL - Control Limit



Quality Control - LCS/LCS Duplicate



Conestoga-Rovers & Associates
19449 Riverside Drive, Suite 230
Sonoma, CA 95476-6955

Date Received: N/A
Work Order No: 07-12-0983
Preparation: EPA 5030B
Method: EPA 8260B

Project: 461 8th Street, Oakland, CA

Quality Control Sample ID	Matrix	Instrument	Date Prepared	Date Analyzed	LCS/LCSD Batch Number
099-10-005-15,215	Solid	GC/MS S	12/19/07	12/19/07	071219L02

Parameter	LCS %REC	LCSD %REC	%REC CL	RPD	RPD CL	Qualifiers
Benzene	87	88	84-114	1	0-7	
Carbon Tetrachloride	100	98	66-132	3	0-12	
Chlorobenzene	98	97	87-111	0	0-7	
1,2-Dibromoethane	97	100	80-120	3	0-20	
1,2-Dichlorobenzene	96	94	79-115	2	0-8	
1,1-Dichloroethene	91	89	73-121	2	0-12	
Ethylbenzene	99	100	80-120	1	0-20	
Toluene	90	91	78-114	1	0-7	
Trichloroethene	93	96	84-114	3	0-8	
Vinyl Chloride	70	68	63-129	4	0-15	
Methyl-t-Butyl Ether (MTBE)	88	92	77-125	4	0-11	
Tert-Butyl Alcohol (TBA)	83	85	47-137	3	0-27	
Diisopropyl Ether (DIPE)	85	85	76-130	0	0-8	
Ethyl-t-Butyl Ether (ETBE)	89	89	76-124	0	0-12	
Tert-Amyl-Methyl Ether (TAME)	95	97	82-118	2	0-11	
Ethanol	81	76	59-131	7	0-21	

RPD - Relative Percent Difference , CL - Control Limit

Work Order Number: 07-12-0983

<u>Qualifier</u>	<u>Definition</u>
*	See applicable analysis comment.
1	Surrogate compound recovery was out of control due to a required sample dilution, therefore, the sample data was reported without further clarification.
2	Surrogate compound recovery was out of control due to matrix interference. The associated method blank surrogate spike compound was in control and, therefore, the sample data was reported without further clarification.
3	Recovery of the Matrix Spike (MS) or Matrix Spike Duplicate (MSD) compound was out of control due to matrix interference. The associated LCS and/or LCSD was in control and, therefore, the sample data was reported without further clarification.
4	The MS/MSD RPD was out of control due to matrix interference. The LCS/LCSD RPD was in control and, therefore, the sample data was reported without further clarification.
5	The PDS/PDSD associated with this batch of samples was out of control due to a matrix interference effect. The associated batch LCS/LCSD was in control and, hence, the associated sample data was reported with no further corrective action required.
A	Result is the average of all dilutions, as defined by the method.
B	Analyte was present in the associated method blank.
C	Analyte presence was not confirmed on primary column.
E	Concentration exceeds the calibration range.
H	Sample received and/or analyzed past the recommended holding time.
J	Analyte was detected at a concentration below the reporting limit and above the laboratory method detection limit. Reported value is estimated.
N	Nontarget Analyte.
ND	Parameter not detected at the indicated reporting limit.
Q	Spike recovery and RPD control limits do not apply resulting from the parameter concentration in the sample exceeding the spike concentration by a factor of four or greater.
U	Undetected at the laboratory method detection limit.
X	% Recovery and/or RPD out-of-range.
Z	Analyte presence was not confirmed by second column or GC/MS analysis.



LAB:

- TA - Irvine, California
- TA - Morgan Hill, California
- TA - Sacramento, California
- TA - Nashville, Tennessee
- Calscience
- Other _____



SHELL Chain Of Custody Record

NAME OF PERSON TO BILL: Denis Brown

ENVIRONMENTAL SERVICES

NETWORK DEV / FE

COMPLIANCE

BILL CONSULTANT

RMT/CRMT

CHECK BOX TO VERIFY IF NO INCIDENT # APPLIES

INCIDENT # (ES ONLY)

9 7 0 9 3 3 9 9

DATE: 12-11-07

PAGE: 1 of 2

SAMPLING COMPANY: Conestoga-Rovers & Associates (CRA)		LOG CODE: CRAW	SITE ADDRESS: Street and City 461 8th St, Oakland, CA		State	GLOBAL ID NO.: T0600101263
ADDRESS: 19449 Riverside Drive, Suite 230, Sonoma, CA 95476			EDF DELIVERABLE TO (Name, Company, Office Location): Felicia Ballard, CRA, Sonoma		PHONE NO.: 707-935-4850	E-MAIL: sonomaedf@croworld.com
PROJECT CONTACT (Hardcopy or PDF Report to): Ana Friel			SAMPLER NAME(S) (Print): Lauren Goldfinch		CONSULTANT PROJECT NO.: 241501-009	
TELEPHONE: 707-268-3812	FAX: 707-268-8180	E-MAIL: afriel@croworld.com	LAB USE ONLY 12-0983			

TAT (STD IS 10 BUSINESS DAYS / RUSH IS CALENDAR DAYS): RESULTS NEEDED ON WEEKEND

STD 5 DAY 3 DAY 2 DAY ~~24 HOURS~~

LA - RWQCB REPORT FORMAT UST AGENCY: _____

SPECIAL INSTRUCTIONS OR NOTES:

- EDD NOT NEEDED
- SHELL CONTRACT RATE APPLIES
- STATE REIMB RATE APPLIES
- RECEIPT VERIFICATION REQUESTED

REQUESTED ANALYSIS

TPH - Purgeable (8260B)	BTEX (8260B)	MTBE (8260B)	TBA (8260B)	DIPE (8260B)	TAME (8260B)	ETBE (8260B)	1,2 DCA (8260B)	EDB (8260B)	Ethanol (8260B)	Methanol (8015M)	VOCs by 8260B	Semi-Volatiles by 8270C	Lead <input type="checkbox"/> Total <input type="checkbox"/> STLC <input type="checkbox"/> TCLP	LUFT5 <input type="checkbox"/> Total <input type="checkbox"/> STLC <input type="checkbox"/> TCLP	CAM17 <input type="checkbox"/> Total <input type="checkbox"/> STLC <input type="checkbox"/> TCLP	Test for Disposal (see attached)	FIELD NOTES: Container/Preservative or PID Readings or Laboratory Notes
-------------------------	--------------	--------------	-------------	--------------	--------------	--------------	-----------------	-------------	-----------------	------------------	---------------	-------------------------	---	--	--	----------------------------------	--

LAB USE ONLY	Field Sample Identification	SAMPLING		MATRIX	NO. OF CONT.	TPH	BTEX	MTBE	TBA	DIPE	TAME	ETBE	1,2 DCA	EDB	Ethanol	Methanol	VOCs	Semi-Volatiles	Lead	LUFT5	CAM17	Test for Disposal	TEMPERATURE ON RECEIPT C°	
		DATE	TIME																					
	1 5-16-4.5 ✓	12/11/07	924	soil	1	x	x																	
	2 5-16-9.5 ✓		930																					
	3 5-16-14.5 ✓		933																					
	4 5-16-19.5 ✓		937																					
	5 5-16-24.5 ✓		945																					
	6 5-16-29.5 ✓		949																					
	7 5-16-34.5 ✓		955																					
	8 5-15-4.5 ✓		1210																					
	9 5-15-9.5 ✓		1214																					
	10 5-15-14.5 ✓		1217																					

Relinquished by: (Signature) <i>Ann Rodriguez</i>	Received by: (Signature) <i>Secure Location</i>	Date: 12/11/07	Time: 2:20
Relinquished by: (Signature) <i>[Signature]</i>	Received by: (Signature) <i>[Signature]</i>	Date: 12/11/07	Time: 3:45
Relinquished by: (Signature) <i>[Signature]</i>	Received by: (Signature) <i>[Signature]</i>	Date: 12/12/07	Time: 10:40

05/02/06 Revision

LAB:

- TA - Irvine, California
- TA - Morgan Hill, California
- TA - Sacramento, California
- TA - Nashville, Tennessee
- Calscience
- Other _____



SHELL Chain Of Custody Record

NAME OF PERSON TO BILL: Denis Brown

ENVIRONMENTAL SERVICES

NETWORK DEV / FE

COMPLIANCE

BILL CONSULTANT

RMT/CRMT

CHECK BOX TO VERIFY IF NO INCIDENT # APPLIES

INCIDENT # (ES ONLY)
9 7 0 9 3 3 9 9

DATE: 12-11-07

PAGE: 2 of 2

PO # _____

SAP or CRMT # _____

SAMPLING COMPANY: Conestoga-Rovers & Associates (CRA)

LOG CODE: CRAW

SITE ADDRESS: Street and City
461 8th St, Oakland, CA

State _____

GLOBAL ID NO.: T0600101263

ADDRESS: 19449 Riverside Drive, Suite 230, Sonoma, CA 95476

EDF DELIVERABLE TO (Name, Company, Office Location): Felicia Ballard, CRA, Sonoma

PHONE NO.: 707-935-4850

E-MAIL: sonomaedf@craworld.com

CONSULTANT PROJECT NO.: 241501-009

PROJECT CONTACT (Hardcopy or PDF Report to): Ana Friel

TELEPHONE: 707-268-3812

FAX: 707-268-8180

E-MAIL: afriel@craworld.com

SAMPLER NAME(S) (Print): Lauren Goldfinch

LAB USE ONLY
12-0983

TAT (STD IS 10 BUSINESS DAYS / RUSH IS CALENDAR DAYS):

STD 5 DAY 3 DAY 2 DAY 24 HOURS

RESULTS NEEDED ON WEEKEND

LA - RWQCB REPORT FORMAT UST AGENCY: _____

SPECIAL INSTRUCTIONS OR NOTES:

- EDD NOT NEEDED
- SHELL CONTRACT RATE APPLIES
- STATE REIMB RATE APPLIES
- RECEIPT VERIFICATION REQUESTED

REQUESTED ANALYSIS

TPH - Purgeable (8260B)	BTEX (8260B)	MTBE (8260B)	TBA (8260B)	DIPE (8260B)	TAME (8260B)	ETBE (8260B)	1,2 DCA (8260B)	EDB (8260B)	Ethanol (8260B)	Methanol (8015M)	VOCs by 8260B	Semi-Volatiles by 8270C	Lead <input type="checkbox"/> Total <input type="checkbox"/> STLC <input type="checkbox"/> TCLP	LUFT5 <input type="checkbox"/> Total <input type="checkbox"/> STLC <input type="checkbox"/> TCLP	CAM17 <input type="checkbox"/> Total <input type="checkbox"/> STLC <input type="checkbox"/> TCLP	Test for Disposal (see attached)	FIELD NOTES: Container/Preservative or PID Readings or Laboratory Notes
-------------------------	--------------	--------------	-------------	--------------	--------------	--------------	-----------------	-------------	-----------------	------------------	---------------	-------------------------	---	--	--	----------------------------------	---


TEMPERATURE ON RECEIPT C° _____

LAB USE ONLY	Field Sample Identification	SAMPLING		MATRIX	NO. OF CONT.	TPH - Purgeable (8260B)	BTEX (8260B)	MTBE (8260B)	TBA (8260B)	DIPE (8260B)	TAME (8260B)	ETBE (8260B)	1,2 DCA (8260B)	EDB (8260B)	Ethanol (8260B)	Methanol (8015M)	VOCs by 8260B	Semi-Volatiles by 8270C	Lead <input type="checkbox"/> Total <input type="checkbox"/> STLC <input type="checkbox"/> TCLP	LUFT5 <input type="checkbox"/> Total <input type="checkbox"/> STLC <input type="checkbox"/> TCLP	CAM17 <input type="checkbox"/> Total <input type="checkbox"/> STLC <input type="checkbox"/> TCLP	Test for Disposal (see attached)	FIELD NOTES	
		DATE	TIME																					
11	S-15- 19.5 ✓	12/11/07	1226	soil	1	x	x																	
12	S-15- 24.5 ✓	↓	1228	↓	↓	↓	↓																	
13	S-15- 29.5 ✓	↓	1235	↓	↓	↓	↓																	
14	S-15- 34.5 ✓	↓	1240	↓	↓	↓	↓																	

Relinquished by: (Signature) <i>Carrie Rodriguez</i>	Received by: (Signature) <i>Secured preparation</i>	Date: 12/11/07	Time: 2:20
Relinquished by: (Signature) <i>[Signature]</i>	Received by: (Signature) <i>[Signature]</i>	Date: 12/11/07	Time: 3:45
Relinquished by: (Signature) <i>[Signature] (+ 650)</i>	Received by: (Signature) <i>[Signature]</i>	Date: 12/12/07	Time: 10:40

05/02/06 Revision

C&C Graphic (714) 898-9702



WORK ORDER #: 07-12-0983

Cooler 1 of 1

SAMPLE RECEIPT FORM

CLIENT: CRA

DATE: 12/12/07

TEMPERATURE - SAMPLES RECEIVED BY:

CALSCIENCE COURIER:

- Chilled, cooler with temperature blank provided.
Chilled, cooler without temperature blank.
Chilled and placed in cooler with wet ice.
Ambient and placed in cooler with wet ice.
Ambient temperature.
C Temperature blank.

LABORATORY (Other than Calscience Courier):

- 4-1 C Temperature blank.
C IR thermometer.
Ambient temperature.

Initial: JP

CUSTODY SEAL INTACT:

Sample(s): Cooler: No (Not Intact): Not Present: [check]

Initial: JP

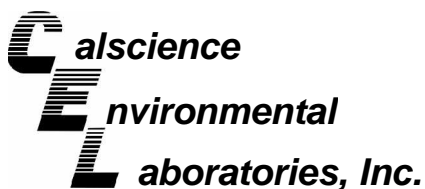
SAMPLE CONDITION:

Table with 4 columns: Item, Yes, No, N/A. Rows include Chain-Of-Custody document(s), Sampler's name, Sample container label(s), Sample container(s) intact, Correct containers and volume, Proper preservation, VOA vial(s) free of headspace, Tedlar bag(s) free of condensation.

Initial: JP

COMMENTS:

Blank lines for handwritten comments.



December 28, 2007

Ana Friel
Conestoga-Rovers & Associates
19449 Riverside Drive, Suite 230
Sonoma, CA 95476-6955

Subject: **CalScience Work Order No.: 07-12-1505**
Client Reference: 461 8th Street, Oakland, CA

Dear Client:

Enclosed is an analytical report for the above-referenced project. The samples included in this report were received 12/18/2007 and analyzed in accordance with the attached chain-of-custody.

Unless otherwise noted, all analytical testing was accomplished in accordance with the guidelines established in our Quality Systems Manual, applicable standard operating procedures, and other related documentation. The original report of subcontracted analysis, if any, is provided herein, and follows the standard CalScience data package. The results in this analytical report are limited to the samples tested and any reproduction thereof must be made in its entirety.

If you have any questions regarding this report, please do not hesitate to contact the undersigned.

Sincerely,

A handwritten signature in black ink, appearing to read 'Danielle Gonsman', with a long horizontal flourish extending to the right.

CalScience Environmental
Laboratories, Inc.
Danielle Gonsman
Project Manager

Analytical Report



Conestoga-Rovers & Associates
19449 Riverside Drive, Suite 230
Sonoma, CA 95476-6955

Date Received: 12/18/07
Work Order No: 07-12-1505
Preparation: EPA 5030B
Method: EPA 8015B (M)

Project: 461 8th Street, Oakland, CA

Page 1 of 5

Client Sample Number	Lab Sample Number	Date Collected	Matrix	Instrument	Date Prepared	Date Analyzed	QC Batch ID
AS-1-5.5	07-12-1505-1-A	12/13/07	Solid	GC 22	12/18/07	12/18/07	071218B01

Parameter	Result	RL	DF	Qual	Units
TPH as Gasoline	ND	0.50	1		mg/kg
<u>Surrogates:</u>	<u>REC (%)</u>	<u>Control Limits</u>		<u>Qual</u>	
1,4-Bromofluorobenzene - FID	56	42-126			

Client Sample Number	Lab Sample Number	Date Collected	Matrix	Instrument	Date Prepared	Date Analyzed	QC Batch ID
AS-1-9.5	07-12-1505-2-A	12/13/07	Solid	GC 22	12/19/07	12/19/07	071219B02

Parameter	Result	RL	DF	Qual	Units
TPH as Gasoline	1800	120	250		mg/kg
<u>Surrogates:</u>	<u>REC (%)</u>	<u>Control Limits</u>		<u>Qual</u>	
1,4-Bromofluorobenzene - FID	90	42-126			

Client Sample Number	Lab Sample Number	Date Collected	Matrix	Instrument	Date Prepared	Date Analyzed	QC Batch ID
AS-1-14.5	07-12-1505-3-A	12/13/07	Solid	GC 22	12/18/07	12/19/07	071218B02

Parameter	Result	RL	DF	Qual	Units
TPH as Gasoline	150	6.2	12.5		mg/kg
<u>Surrogates:</u>	<u>REC (%)</u>	<u>Control Limits</u>		<u>Qual</u>	
1,4-Bromofluorobenzene - FID	100	42-126			

Client Sample Number	Lab Sample Number	Date Collected	Matrix	Instrument	Date Prepared	Date Analyzed	QC Batch ID
AS-1-19.5	07-12-1505-4-A	12/13/07	Solid	GC 22	12/19/07	12/19/07	071219B02

Parameter	Result	RL	DF	Qual	Units
TPH as Gasoline	3400	500	1000		mg/kg
<u>Surrogates:</u>	<u>REC (%)</u>	<u>Control Limits</u>		<u>Qual</u>	
1,4-Bromofluorobenzene - FID	83	42-126			

RL - Reporting Limit , DF - Dilution Factor , Qual - Qualifiers

Analytical Report



Conestoga-Rovers & Associates
19449 Riverside Drive, Suite 230
Sonoma, CA 95476-6955

Date Received: 12/18/07
Work Order No: 07-12-1505
Preparation: EPA 5030B
Method: EPA 8015B (M)

Project: 461 8th Street, Oakland, CA

Page 2 of 5

Client Sample Number	Lab Sample Number	Date Collected	Matrix	Instrument	Date Prepared	Date Analyzed	QC Batch ID
AS-1-25.5	07-12-1505-5-A	12/13/07	Solid	GC 22	12/19/07	12/20/07	071219B02

Parameter	Result	RL	DF	Qual	Units
TPH as Gasoline	91	25	50		mg/kg
<u>Surrogates:</u>	<u>REC (%)</u>	<u>Control Limits</u>		<u>Qual</u>	
1,4-Bromofluorobenzene - FID	85	42-126			

Client Sample Number	Lab Sample Number	Date Collected	Matrix	Instrument	Date Prepared	Date Analyzed	QC Batch ID
AS-1-30	07-12-1505-6-A	12/13/07	Solid	GC 22	12/18/07	12/18/07	071218B01

Parameter	Result	RL	DF	Qual	Units
TPH as Gasoline	ND	0.50	1		mg/kg
<u>Surrogates:</u>	<u>REC (%)</u>	<u>Control Limits</u>		<u>Qual</u>	
1,4-Bromofluorobenzene - FID	83	42-126			

Client Sample Number	Lab Sample Number	Date Collected	Matrix	Instrument	Date Prepared	Date Analyzed	QC Batch ID
AS-1-34.5	07-12-1505-7-A	12/13/07	Solid	GC 22	12/18/07	12/18/07	071218B01

Parameter	Result	RL	DF	Qual	Units
TPH as Gasoline	7.6	0.50	1		mg/kg
<u>Surrogates:</u>	<u>REC (%)</u>	<u>Control Limits</u>		<u>Qual</u>	
1,4-Bromofluorobenzene - FID	90	42-126			

Client Sample Number	Lab Sample Number	Date Collected	Matrix	Instrument	Date Prepared	Date Analyzed	QC Batch ID
S-12-5.5	07-12-1505-8-A	12/13/07	Solid	GC 22	12/18/07	12/18/07	071218B01

Parameter	Result	RL	DF	Qual	Units
TPH as Gasoline	ND	0.50	1		mg/kg
<u>Surrogates:</u>	<u>REC (%)</u>	<u>Control Limits</u>		<u>Qual</u>	
1,4-Bromofluorobenzene - FID	81	42-126			

RL - Reporting Limit , DF - Dilution Factor , Qual - Qualifiers

Analytical Report



Conestoga-Rovers & Associates
19449 Riverside Drive, Suite 230
Sonoma, CA 95476-6955

Date Received: 12/18/07
Work Order No: 07-12-1505
Preparation: EPA 5030B
Method: EPA 8015B (M)

Project: 461 8th Street, Oakland, CA

Page 3 of 5

Client Sample Number	Lab Sample Number	Date Collected	Matrix	Instrument	Date Prepared	Date Analyzed	QC Batch ID
S-12-9.5	07-12-1505-9-A	12/13/07	Solid	GC 22	12/18/07	12/19/07	071218B01

Parameter	Result	RL	DF	Qual	Units
TPH as Gasoline	ND	0.50	1		mg/kg
<u>Surrogates:</u>	<u>REC (%)</u>	<u>Control Limits</u>		<u>Qual</u>	
1,4-Bromofluorobenzene - FID	85	42-126			

S-12-14.5	07-12-1505-10-A	12/13/07	Solid	GC 22	12/18/07	12/19/07	071218B01
-----------	-----------------	----------	-------	-------	----------	----------	-----------

Parameter	Result	RL	DF	Qual	Units
TPH as Gasoline	ND	0.50	1		mg/kg
<u>Surrogates:</u>	<u>REC (%)</u>	<u>Control Limits</u>		<u>Qual</u>	
1,4-Bromofluorobenzene - FID	76	42-126			

S-12-19.5	07-12-1505-11-A	12/13/07	Solid	GC 22	12/18/07	12/19/07	071218B01
-----------	-----------------	----------	-------	-------	----------	----------	-----------

Parameter	Result	RL	DF	Qual	Units
TPH as Gasoline	ND	0.50	1		mg/kg
<u>Surrogates:</u>	<u>REC (%)</u>	<u>Control Limits</u>		<u>Qual</u>	
1,4-Bromofluorobenzene - FID	80	42-126			

S-12-24.5	07-12-1505-12-A	12/13/07	Solid	GC 22	12/18/07	12/19/07	071218B01
-----------	-----------------	----------	-------	-------	----------	----------	-----------

Parameter	Result	RL	DF	Qual	Units
TPH as Gasoline	ND	0.50	1		mg/kg
<u>Surrogates:</u>	<u>REC (%)</u>	<u>Control Limits</u>		<u>Qual</u>	
1,4-Bromofluorobenzene - FID	81	42-126			

RL - Reporting Limit , DF - Dilution Factor , Qual - Qualifiers

Analytical Report



Conestoga-Rovers & Associates
19449 Riverside Drive, Suite 230
Sonoma, CA 95476-6955

Date Received: 12/18/07
Work Order No: 07-12-1505
Preparation: EPA 5030B
Method: EPA 8015B (M)

Project: 461 8th Street, Oakland, CA

Page 4 of 5

Client Sample Number	Lab Sample Number	Date Collected	Matrix	Instrument	Date Prepared	Date Analyzed	QC Batch ID
S-12-29.5	07-12-1505-13-A	12/13/07	Solid	GC 22	12/18/07	12/19/07	071218B01

Parameter	Result	RL	DF	Qual	Units
TPH as Gasoline	ND	0.50	1		mg/kg
<u>Surrogates:</u>	<u>REC (%)</u>	<u>Control Limits</u>		<u>Qual</u>	
1,4-Bromofluorobenzene - FID	77	42-126			

S-12-34.5	07-12-1505-14-A	12/13/07	Solid	GC 22	12/18/07	12/19/07	071218B01
-----------	-----------------	----------	-------	-------	----------	----------	-----------

Parameter	Result	RL	DF	Qual	Units
TPH as Gasoline	ND	0.50	1		mg/kg
<u>Surrogates:</u>	<u>REC (%)</u>	<u>Control Limits</u>		<u>Qual</u>	
1,4-Bromofluorobenzene - FID	83	42-126			

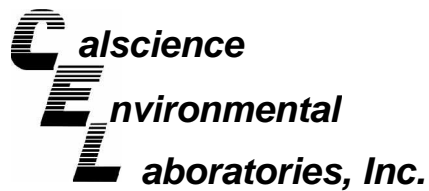
Method Blank	099-12-279-1,388	N/A	Solid	GC 22	12/18/07	12/18/07	071218B01
--------------	------------------	-----	-------	-------	----------	----------	-----------

Parameter	Result	RL	DF	Qual	Units
TPH as Gasoline	ND	0.50	1		mg/kg
<u>Surrogates:</u>	<u>REC (%)</u>	<u>Control Limits</u>		<u>Qual</u>	
1,4-Bromofluorobenzene - FID	87	42-126			

Method Blank	099-12-279-1,389	N/A	Solid	GC 22	12/18/07	12/18/07	071218B02
--------------	------------------	-----	-------	-------	----------	----------	-----------

Parameter	Result	RL	DF	Qual	Units
TPH as Gasoline	ND	5.0	10		mg/kg
<u>Surrogates:</u>	<u>REC (%)</u>	<u>Control Limits</u>		<u>Qual</u>	
1,4-Bromofluorobenzene - FID	85	42-126			

RL - Reporting Limit , DF - Dilution Factor , Qual - Qualifiers



Analytical Report



Conestoga-Rovers & Associates
19449 Riverside Drive, Suite 230
Sonoma, CA 95476-6955

Date Received: 12/18/07
Work Order No: 07-12-1505
Preparation: EPA 5030B
Method: EPA 8015B (M)

Project: 461 8th Street, Oakland, CA

Page 5 of 5

Client Sample Number	Lab Sample Number	Date Collected	Matrix	Instrument	Date Prepared	Date Analyzed	QC Batch ID
Method Blank	099-12-279-1,395	N/A	Solid	GC 22	12/19/07	12/19/07	071219B02

<u>Parameter</u>	<u>Result</u>	<u>RL</u>	<u>DF</u>	<u>Qual</u>	<u>Units</u>
TPH as Gasoline	ND	5.0	10		mg/kg
<u>Surrogates:</u>	<u>REC (%)</u>	<u>Control Limits</u>		<u>Qual</u>	
1,4-Bromofluorobenzene - FID	78	42-126			

RL - Reporting Limit , DF - Dilution Factor , Qual - Qualifiers

Analytical Report



Conestoga-Rovers & Associates
19449 Riverside Drive, Suite 230
Sonoma, CA 95476-6955

Date Received: 12/18/07
Work Order No: 07-12-1505
Preparation: EPA 5030B
Method: EPA 8260B
Units: mg/kg

Project: 461 8th Street, Oakland, CA

Page 1 of 5

Client Sample Number	Lab Sample Number	Date Collected	Matrix	Instrument	Date Prepared	Date Analyzed	QC Batch ID
----------------------	-------------------	----------------	--------	------------	---------------	---------------	-------------

AS-1-5.5	07-12-1505-1-A	12/13/07	Solid	GC/MS W	12/22/07	12/22/07	071222L01
----------	----------------	----------	-------	---------	----------	----------	-----------

Parameter	Result	RL	DF	Qual	Parameter	Result	RL	DF	Qual
Benzene	ND	0.0050	1		p/m-Xylene	ND	0.0050	1	
Ethylbenzene	ND	0.0050	1		o-Xylene	ND	0.0050	1	
Toluene	ND	0.0050	1						
<u>Surrogates:</u>	<u>REC (%)</u>	<u>Control Limits</u>		<u>Qual</u>	<u>Surrogates:</u>	<u>REC (%)</u>	<u>Control Limits</u>		<u>Qual</u>
Dibromofluoromethane	107	73-139			1,2-Dichloroethane-d4	115	73-145		
Toluene-d8	100	90-108			1,4-Bromofluorobenzene	101	71-113		

AS-1-9.5	07-12-1505-2-A	12/13/07	Solid	GC/MS W	12/22/07	12/22/07	071222L02
----------	----------------	----------	-------	---------	----------	----------	-----------

Parameter	Result	RL	DF	Qual	Parameter	Result	RL	DF	Qual
Benzene	ND	0.50	100		p/m-Xylene	19	0.50	100	
Ethylbenzene	0.88	0.50	100		o-Xylene	10	0.50	100	
Toluene	0.59	0.50	100						
<u>Surrogates:</u>	<u>REC (%)</u>	<u>Control Limits</u>		<u>Qual</u>	<u>Surrogates:</u>	<u>REC (%)</u>	<u>Control Limits</u>		<u>Qual</u>
Dibromofluoromethane	98	73-139			1,2-Dichloroethane-d4	107	73-145		
Toluene-d8	102	90-108			1,4-Bromofluorobenzene	106	71-113		


AS-1-14.5	07-12-1505-3-A	12/13/07	Solid	GC/MS W	12/22/07	12/22/07	071222L02
-----------	----------------	----------	-------	---------	----------	----------	-----------

Parameter	Result	RL	DF	Qual	Parameter	Result	RL	DF	Qual
Benzene	ND	0.12	25		p/m-Xylene	1.4	0.12	25	
Ethylbenzene	0.29	0.12	25		o-Xylene	0.53	0.12	25	
Toluene	0.27	0.12	25						
<u>Surrogates:</u>	<u>REC (%)</u>	<u>Control Limits</u>		<u>Qual</u>	<u>Surrogates:</u>	<u>REC (%)</u>	<u>Control Limits</u>		<u>Qual</u>
Dibromofluoromethane	95	73-139			1,2-Dichloroethane-d4	108	73-145		
Toluene-d8	100	90-108			1,4-Bromofluorobenzene	101	71-113		

AS-1-19.5	07-12-1505-4-A	12/13/07	Solid	GC/MS W	12/22/07	12/22/07	071222L02
-----------	----------------	----------	-------	---------	----------	----------	-----------

Parameter	Result	RL	DF	Qual	Parameter	Result	RL	DF	Qual
Benzene	38	2.5	500		p/m-Xylene	450	2.5	500	
Ethylbenzene	110	2.5	500		o-Xylene	160	2.5	500	
Toluene	210	2.5	500						
<u>Surrogates:</u>	<u>REC (%)</u>	<u>Control Limits</u>		<u>Qual</u>	<u>Surrogates:</u>	<u>REC (%)</u>	<u>Control Limits</u>		<u>Qual</u>
Dibromofluoromethane	95	73-139			1,2-Dichloroethane-d4	106	73-145		
Toluene-d8	103	90-108			1,4-Bromofluorobenzene	102	71-113		

RL - Reporting Limit , DF - Dilution Factor , Qual - Qualifiers



Analytical Report



Conestoga-Rovers & Associates
19449 Riverside Drive, Suite 230
Sonoma, CA 95476-6955

Date Received: 12/18/07
Work Order No: 07-12-1505
Preparation: EPA 5030B
Method: EPA 8260B
Units: mg/kg

Project: 461 8th Street, Oakland, CA

Page 2 of 5

Client Sample Number	Lab Sample Number	Date Collected	Matrix	Instrument	Date Prepared	Date Analyzed	QC Batch ID
AS-1-25.5	07-12-1505-5-A	12/13/07	Solid	GC/MS W	12/22/07	12/22/07	071222L02

Parameter	Result	RL	DF	Qual	Parameter	Result	RL	DF	Qual
Benzene	0.26	0.25	50		p/m-Xylene	4.1	0.25	50	
Ethylbenzene	1.1	0.25	50		o-Xylene	1.0	0.25	50	
Toluene	0.99	0.25	50						
Surrogates:	REC (%)	Control Limits		Qual	Surrogates:	REC (%)	Control Limits		Qual
Dibromofluoromethane	94	73-139			1,2-Dichloroethane-d4	106	73-145		
Toluene-d8	102	90-108			1,4-Bromofluorobenzene	105	71-113		

Client Sample Number	Lab Sample Number	Date Collected	Matrix	Instrument	Date Prepared	Date Analyzed	QC Batch ID
AS-1-30	07-12-1505-6-A	12/13/07	Solid	GC/MS X	12/26/07	12/26/07	071226L01

Parameter	Result	RL	DF	Qual	Parameter	Result	RL	DF	Qual
Benzene	ND	0.0050	1		p/m-Xylene	ND	0.0050	1	
Ethylbenzene	ND	0.0050	1		o-Xylene	ND	0.0050	1	
Toluene	ND	0.0050	1						
Surrogates:	REC (%)	Control Limits		Qual	Surrogates:	REC (%)	Control Limits		Qual
Dibromofluoromethane	96	73-139			1,2-Dichloroethane-d4	99	73-145		
Toluene-d8	97	90-108			1,4-Bromofluorobenzene	97	71-113		


Client Sample Number	Lab Sample Number	Date Collected	Matrix	Instrument	Date Prepared	Date Analyzed	QC Batch ID
AS-1-34.5	07-12-1505-7-A	12/13/07	Solid	GC/MS W	12/22/07	12/22/07	071222L01

Parameter	Result	RL	DF	Qual	Parameter	Result	RL	DF	Qual
Benzene	0.099	0.0050	1		p/m-Xylene	0.080	0.0050	1	
Ethylbenzene	0.058	0.0050	1		o-Xylene	0.14	0.0050	1	
Toluene	0.16	0.0050	1						
Surrogates:	REC (%)	Control Limits		Qual	Surrogates:	REC (%)	Control Limits		Qual
Dibromofluoromethane	102	73-139			1,2-Dichloroethane-d4	117	73-145		
Toluene-d8	98	90-108			1,4-Bromofluorobenzene	102	71-113		

Client Sample Number	Lab Sample Number	Date Collected	Matrix	Instrument	Date Prepared	Date Analyzed	QC Batch ID
S-12-5.5	07-12-1505-8-A	12/13/07	Solid	GC/MS W	12/22/07	12/22/07	071222L01

Parameter	Result	RL	DF	Qual	Parameter	Result	RL	DF	Qual
Benzene	ND	0.0050	1		p/m-Xylene	ND	0.0050	1	
Ethylbenzene	ND	0.0050	1		o-Xylene	ND	0.0050	1	
Toluene	ND	0.0050	1						
Surrogates:	REC (%)	Control Limits		Qual	Surrogates:	REC (%)	Control Limits		Qual
Dibromofluoromethane	98	73-139			1,2-Dichloroethane-d4	112	73-145		
Toluene-d8	98	90-108			1,4-Bromofluorobenzene	101	71-113		

RL - Reporting Limit , DF - Dilution Factor , Qual - Qualifiers



Analytical Report



Conestoga-Rovers & Associates
19449 Riverside Drive, Suite 230
Sonoma, CA 95476-6955

Date Received: 12/18/07
Work Order No: 07-12-1505
Preparation: EPA 5030B
Method: EPA 8260B
Units: mg/kg

Project: 461 8th Street, Oakland, CA

Page 3 of 5

Client Sample Number	Lab Sample Number	Date Collected	Matrix	Instrument	Date Prepared	Date Analyzed	QC Batch ID
----------------------	-------------------	----------------	--------	------------	---------------	---------------	-------------

S-12-9.5	07-12-1505-9-A	12/13/07	Solid	GC/MS W	12/22/07	12/23/07	071222L03
-----------------	-----------------------	-----------------	--------------	----------------	-----------------	-----------------	------------------

Parameter	Result	RL	DF	Qual	Parameter	Result	RL	DF	Qual
Benzene	ND	0.0050	1		p/m-Xylene	ND	0.0050	1	
Ethylbenzene	ND	0.0050	1		o-Xylene	ND	0.0050	1	
Toluene	ND	0.0050	1						
<u>Surrogates:</u>	<u>REC (%)</u>	<u>Control Limits</u>		<u>Qual</u>	<u>Surrogates:</u>	<u>REC (%)</u>	<u>Control Limits</u>		<u>Qual</u>
Dibromofluoromethane	101	73-139			1,2-Dichloroethane-d4	113	73-145		
Toluene-d8	101	90-108			1,4-Bromofluorobenzene	99	71-113		

S-12-14.5	07-12-1505-10-A	12/13/07	Solid	GC/MS W	12/22/07	12/23/07	071222L03
------------------	------------------------	-----------------	--------------	----------------	-----------------	-----------------	------------------

Parameter	Result	RL	DF	Qual	Parameter	Result	RL	DF	Qual
Benzene	ND	0.0050	1		p/m-Xylene	ND	0.0050	1	
Ethylbenzene	ND	0.0050	1		o-Xylene	ND	0.0050	1	
Toluene	ND	0.0050	1						
<u>Surrogates:</u>	<u>REC (%)</u>	<u>Control Limits</u>		<u>Qual</u>	<u>Surrogates:</u>	<u>REC (%)</u>	<u>Control Limits</u>		<u>Qual</u>
Dibromofluoromethane	101	73-139			1,2-Dichloroethane-d4	113	73-145		
Toluene-d8	101	90-108			1,4-Bromofluorobenzene	98	71-113		


S-12-19.5	07-12-1505-11-A	12/13/07	Solid	GC/MS X	12/26/07	12/26/07	071226L01
------------------	------------------------	-----------------	--------------	----------------	-----------------	-----------------	------------------

Parameter	Result	RL	DF	Qual	Parameter	Result	RL	DF	Qual
Benzene	ND	0.0050	1		p/m-Xylene	ND	0.0050	1	
Ethylbenzene	ND	0.0050	1		o-Xylene	ND	0.0050	1	
Toluene	ND	0.0050	1						
<u>Surrogates:</u>	<u>REC (%)</u>	<u>Control Limits</u>		<u>Qual</u>	<u>Surrogates:</u>	<u>REC (%)</u>	<u>Control Limits</u>		<u>Qual</u>
Dibromofluoromethane	100	73-139			1,2-Dichloroethane-d4	101	73-145		
Toluene-d8	96	90-108			1,4-Bromofluorobenzene	98	71-113		

S-12-24.5	07-12-1505-12-A	12/13/07	Solid	GC/MS W	12/22/07	12/23/07	071222L03
------------------	------------------------	-----------------	--------------	----------------	-----------------	-----------------	------------------

Parameter	Result	RL	DF	Qual	Parameter	Result	RL	DF	Qual
Benzene	ND	0.0050	1		p/m-Xylene	ND	0.0050	1	
Ethylbenzene	ND	0.0050	1		o-Xylene	ND	0.0050	1	
Toluene	ND	0.0050	1						
<u>Surrogates:</u>	<u>REC (%)</u>	<u>Control Limits</u>		<u>Qual</u>	<u>Surrogates:</u>	<u>REC (%)</u>	<u>Control Limits</u>		<u>Qual</u>
Dibromofluoromethane	102	73-139			1,2-Dichloroethane-d4	117	73-145		
Toluene-d8	99	90-108			1,4-Bromofluorobenzene	101	71-113		

RL - Reporting Limit , DF - Dilution Factor , Qual - Qualifiers



Analytical Report



Conestoga-Rovers & Associates
19449 Riverside Drive, Suite 230
Sonoma, CA 95476-6955

Date Received: 12/18/07
Work Order No: 07-12-1505
Preparation: EPA 5030B
Method: EPA 8260B
Units: mg/kg

Project: 461 8th Street, Oakland, CA

Page 4 of 5

Client Sample Number	Lab Sample Number	Date Collected	Matrix	Instrument	Date Prepared	Date Analyzed	QC Batch ID
S-12-29.5	07-12-1505-13-A	12/13/07	Solid	GC/MS X	12/26/07	12/26/07	071226L01

Parameter	Result	RL	DF	Qual	Parameter	Result	RL	DF	Qual
Benzene	ND	0.0050	1		p/m-Xylene	ND	0.0050	1	
Ethylbenzene	ND	0.0050	1		o-Xylene	ND	0.0050	1	
Toluene	ND	0.0050	1						
Surrogates:	REC (%)	Control Limits		Qual	Surrogates:	REC (%)	Control Limits		Qual
Dibromofluoromethane	97	73-139			1,2-Dichloroethane-d4	100	73-145		
Toluene-d8	97	90-108			1,4-Bromofluorobenzene	97	71-113		

Method Blank	099-10-005-15,236	N/A	Solid	GC/MS W	12/22/07	12/22/07	071222L01
--------------	-------------------	-----	-------	---------	----------	----------	-----------

Parameter	Result	RL	DF	Qual	Parameter	Result	RL	DF	Qual
Benzene	ND	0.0050	1		p/m-Xylene	ND	0.0050	1	
Ethylbenzene	ND	0.0050	1		o-Xylene	ND	0.0050	1	
Toluene	ND	0.0050	1						
Surrogates:	REC (%)	Control Limits		Qual	Surrogates:	REC (%)	Control Limits		Qual
Dibromofluoromethane	103	73-139			1,2-Dichloroethane-d4	111	73-145		
Toluene-d8	100	90-108			1,4-Bromofluorobenzene	101	71-113		


Method Blank	099-10-005-15,240	N/A	Solid	GC/MS W	12/22/07	12/23/07	071222L03
--------------	-------------------	-----	-------	---------	----------	----------	-----------

Parameter	Result	RL	DF	Qual	Parameter	Result	RL	DF	Qual
Benzene	ND	0.0050	1		p/m-Xylene	ND	0.0050	1	
Ethylbenzene	ND	0.0050	1		o-Xylene	ND	0.0050	1	
Toluene	ND	0.0050	1						
Surrogates:	REC (%)	Control Limits		Qual	Surrogates:	REC (%)	Control Limits		Qual
Dibromofluoromethane	103	73-139			1,2-Dichloroethane-d4	112	73-145		
Toluene-d8	99	90-108			1,4-Bromofluorobenzene	98	71-113		

Method Blank	099-10-005-15,243	N/A	Solid	GC/MS W	12/22/07	12/22/07	071222L02
--------------	-------------------	-----	-------	---------	----------	----------	-----------

Parameter	Result	RL	DF	Qual	Parameter	Result	RL	DF	Qual
Benzene	ND	0.12	25		p/m-Xylene	ND	0.12	25	
Ethylbenzene	ND	0.12	25		o-Xylene	ND	0.12	25	
Toluene	ND	0.12	25						
Surrogates:	REC (%)	Control Limits		Qual	Surrogates:	REC (%)	Control Limits		Qual
Dibromofluoromethane	102	73-139			1,2-Dichloroethane-d4	111	73-145		
Toluene-d8	102	90-108			1,4-Bromofluorobenzene	103	71-113		

RL - Reporting Limit , DF - Dilution Factor , Qual - Qualifiers



Analytical Report



Conestoga-Rovers & Associates
 19449 Riverside Drive, Suite 230
 Sonoma, CA 95476-6955

Date Received: 12/18/07
 Work Order No: 07-12-1505
 Preparation: EPA 5030B
 Method: EPA 8260B
 Units: mg/kg

Project: 461 8th Street, Oakland, CA

Page 5 of 5

Client Sample Number	Lab Sample Number	Date Collected	Matrix	Instrument	Date Prepared	Date Analyzed	QC Batch ID
Method Blank	099-10-005-15,247	N/A	Solid	GC/MS X	12/26/07	12/26/07	071226L01

Parameter	Result	RL	DF	Qual	Parameter	Result	RL	DF	Qual
Benzene	ND	0.0050	1		p/m-Xylene	ND	0.0050	1	
Ethylbenzene	ND	0.0050	1		o-Xylene	ND	0.0050	1	
Toluene	ND	0.0050	1						
<u>Surrogates:</u>	<u>REC (%)</u>	<u>Control Limits</u>		<u>Qual</u>	<u>Surrogates:</u>	<u>REC (%)</u>	<u>Control Limits</u>		<u>Qual</u>
Dibromofluoromethane	98	73-139			1,2-Dichloroethane-d4	99	73-145		
Toluene-d8	96	90-108			1,4-Bromofluorobenzene	97	71-113		

RL - Reporting Limit , DF - Dilution Factor , Qual - Qualifiers

Analytical Report



Conestoga-Rovers & Associates
19449 Riverside Drive, Suite 230
Sonoma, CA 95476-6955

Date Received: 12/18/07
Work Order No: 07-12-1505
Preparation: EPA 5030B
Method: EPA 8260B
Units: mg/kg

Project: 461 8th Street, Oakland, CA

Page 1 of 1


Client Sample Number	Lab Sample Number	Date Collected	Matrix	Instrument	Date Prepared	Date Analyzed	QC Batch ID
S-12-34.5	07-12-1505-14-A	12/13/07	Solid	GC/MS W	12/26/07	12/26/07	071226L01

Parameter	Result	RL	DF	Qual	Parameter	Result	RL	DF	Qual
Benzene	ND	0.0050	1		p/m-Xylene	ND	0.0050	1	
Ethylbenzene	ND	0.0050	1		o-Xylene	ND	0.0050	1	
Toluene	ND	0.0050	1						
<u>Surrogates:</u>	<u>REC (%)</u>	<u>Control Limits</u>		<u>Qual</u>	<u>Surrogates:</u>	<u>REC (%)</u>	<u>Control Limits</u>		<u>Qual</u>
Dibromofluoromethane	110	73-139			1,2-Dichloroethane-d4	120	73-145		
Toluene-d8	99	90-108			1,4-Bromofluorobenzene	98	71-113		

Method Blank	099-10-005-15,239	N/A	Solid	GC/MS W	12/26/07	12/26/07	071226L01
--------------	-------------------	-----	-------	---------	----------	----------	-----------

Parameter	Result	RL	DF	Qual	Parameter	Result	RL	DF	Qual
Benzene	ND	0.0050	1		p/m-Xylene	ND	0.0050	1	
Ethylbenzene	ND	0.0050	1		o-Xylene	ND	0.0050	1	
Toluene	ND	0.0050	1						
<u>Surrogates:</u>	<u>REC (%)</u>	<u>Control Limits</u>		<u>Qual</u>	<u>Surrogates:</u>	<u>REC (%)</u>	<u>Control Limits</u>		<u>Qual</u>
Dibromofluoromethane	104	73-139			1,2-Dichloroethane-d4	114	73-145		
Toluene-d8	99	90-108			1,4-Bromofluorobenzene	98	71-113		

RL - Reporting Limit , DF - Dilution Factor , Qual - Qualifiers





Quality Control - Spike/Spike Duplicate



Conestoga-Rovers & Associates
19449 Riverside Drive, Suite 230
Sonoma, CA 95476-6955

Date Received: 12/18/07
Work Order No: 07-12-1505
Preparation: EPA 5030B
Method: EPA 8015B (M)

Project 461 8th Street, Oakland, CA

Quality Control Sample ID	Matrix	Instrument	Date Prepared	Date Analyzed	MS/MSD Batch Number
AS-1-30	Solid	GC 22	12/18/07	12/18/07	071218S01

Parameter	MS %REC	MSD %REC	%REC CL	RPD	RPD CL	Qualifiers
TPH as Gasoline	98	96	48-114	2	0-23	

RPD - Relative Percent Difference , CL - Control Limit



Quality Control - Spike/Spike Duplicate



Conestoga-Rovers & Associates
19449 Riverside Drive, Suite 230
Sonoma, CA 95476-6955

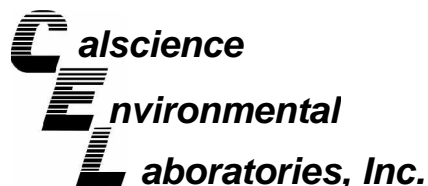
Date Received: 12/18/07
Work Order No: 07-12-1505
Preparation: EPA 5030B
Method: EPA 8260B

Project 461 8th Street, Oakland, CA

Quality Control Sample ID	Matrix	Instrument	Date Prepared	Date Analyzed	MS/MSD Batch Number
AS-1-5.5	Solid	GC/MS W	12/22/07	12/22/07	071222S01

Parameter	MS %REC	MSD %REC	%REC CL	RPD	RPD CL	Qualifiers
Benzene	95	96	79-115	2	0-13	
Carbon Tetrachloride	93	95	55-139	3	0-15	
Chlorobenzene	92	93	79-115	1	0-17	
1,2-Dibromoethane	95	96	70-130	2	0-30	
1,2-Dichlorobenzene	95	90	63-123	5	0-23	
1,1-Dichloroethene	99	99	69-123	0	0-16	
Ethylbenzene	94	94	70-130	1	0-30	
Toluene	92	93	79-115	1	0-15	
Trichloroethene	91	94	66-144	3	0-14	
Vinyl Chloride	91	95	60-126	5	0-14	
Methyl-t-Butyl Ether (MTBE)	100	106	68-128	6	0-14	
Tert-Butyl Alcohol (TBA)	95	92	44-134	3	0-37	
Diisopropyl Ether (DIPE)	108	109	75-123	1	0-12	
Ethyl-t-Butyl Ether (ETBE)	103	107	75-117	4	0-12	
Tert-Amyl-Methyl Ether (TAME)	100	102	79-115	3	0-12	
Ethanol	69	90	42-138	25	0-28	

RPD - Relative Percent Difference , CL - Control Limit



Quality Control - Spike/Spike Duplicate



Conestoga-Rovers & Associates
19449 Riverside Drive, Suite 230
Sonoma, CA 95476-6955

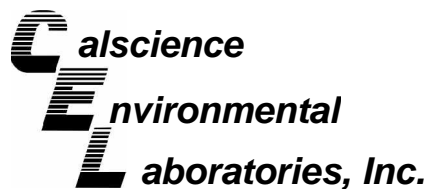
Date Received: 12/18/07
Work Order No: 07-12-1505
Preparation: EPA 5030B
Method: EPA 8260B

Project 461 8th Street, Oakland, CA

Quality Control Sample ID	Matrix	Instrument	Date Prepared	Date Analyzed	MS/MSD Batch Number
S-12-34.5	Solid	GC/MS W	12/22/07	12/23/07	071222S02

Parameter	MS %REC	MSD %REC	%REC CL	RPD	RPD CL	Qualifiers
Benzene	93	89	79-115	5	0-13	
Carbon Tetrachloride	84	86	55-139	2	0-15	
Chlorobenzene	89	86	79-115	3	0-17	
1,2-Dibromoethane	92	90	70-130	2	0-30	
1,2-Dichlorobenzene	87	86	63-123	1	0-23	
1,1-Dichloroethene	93	94	69-123	1	0-16	
Ethylbenzene	90	89	70-130	1	0-30	
Toluene	90	86	79-115	5	0-15	
Trichloroethene	94	93	66-144	2	0-14	
Vinyl Chloride	88	86	60-126	3	0-14	
Methyl-t-Butyl Ether (MTBE)	96	99	68-128	3	0-14	
Tert-Butyl Alcohol (TBA)	92	81	44-134	12	0-37	
Diisopropyl Ether (DIPE)	106	104	75-123	2	0-12	
Ethyl-t-Butyl Ether (ETBE)	99	103	75-117	4	0-12	
Tert-Amyl-Methyl Ether (TAME)	95	98	79-115	2	0-12	
Ethanol	91	74	42-138	19	0-28	

RPD - Relative Percent Difference , CL - Control Limit



Quality Control - Spike/Spike Duplicate



Conestoga-Rovers & Associates
19449 Riverside Drive, Suite 230
Sonoma, CA 95476-6955

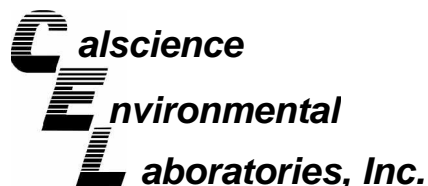
Date Received: 12/18/07
Work Order No: 07-12-1505
Preparation: EPA 5030B
Method: EPA 8260B

Project 461 8th Street, Oakland, CA

Quality Control Sample ID	Matrix	Instrument	Date Prepared	Date Analyzed	MS/MSD Batch Number
07-12-1620-3	Solid	GC/MS X	12/26/07	12/26/07	071226S01

Parameter	MS %REC	MSD %REC	%REC CL	RPD	RPD CL	Qualifiers
Benzene	83	85	79-115	3	0-13	
Carbon Tetrachloride	72	76	55-139	5	0-15	
Chlorobenzene	83	87	79-115	4	0-17	
1,2-Dibromoethane	88	89	70-130	1	0-30	
1,2-Dichlorobenzene	78	81	63-123	4	0-23	
1,1-Dichloroethene	76	79	69-123	4	0-16	
Ethylbenzene	83	86	70-130	4	0-30	
Toluene	87	90	79-115	3	0-15	
Trichloroethene	87	89	66-144	2	0-14	
Vinyl Chloride	70	69	60-126	2	0-14	
Methyl-t-Butyl Ether (MTBE)	83	83	68-128	1	0-14	
Tert-Butyl Alcohol (TBA)	76	75	44-134	1	0-37	
Diisopropyl Ether (DIPE)	82	84	75-123	2	0-12	
Ethyl-t-Butyl Ether (ETBE)	83	86	75-117	2	0-12	
Tert-Amyl-Methyl Ether (TAME)	88	90	79-115	2	0-12	
Ethanol	77	75	42-138	3	0-28	

RPD - Relative Percent Difference , CL - Control Limit



Quality Control - Spike/Spike Duplicate



Conestoga-Rovers & Associates
19449 Riverside Drive, Suite 230
Sonoma, CA 95476-6955

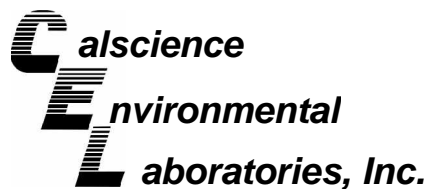
Date Received: 12/18/07
Work Order No: 07-12-1505
Preparation: EPA 5030B
Method: EPA 8260B

Project 461 8th Street, Oakland, CA

Quality Control Sample ID	Matrix	Instrument	Date Prepared	Date Analyzed	MS/MSD Batch Number
07-12-1932-1	Solid	GC/MS W	12/26/07	12/26/07	071226S01

Parameter	MS %REC	MSD %REC	%REC CL	RPD	RPD CL	Qualifiers
Benzene	96	78	79-115	21	0-13	4,3
Carbon Tetrachloride	87	53	55-139	49	0-15	4,3
Chlorobenzene	81	48	79-115	52	0-17	4,3
1,2-Dibromoethane	94	79	70-130	18	0-30	
1,2-Dichlorobenzene	73	30	63-123	82	0-23	4,3
1,1-Dichloroethene	102	85	69-123	18	0-16	4
Ethylbenzene	79	38	70-130	70	0-30	4,3
Toluene	87	55	79-115	45	0-15	4,3
Trichloroethene	87	60	66-144	37	0-14	4,3
Vinyl Chloride	88	93	60-126	6	0-14	
Methyl-t-Butyl Ether (MTBE)	107	103	68-128	3	0-14	
Tert-Butyl Alcohol (TBA)	108	89	44-134	19	0-37	
Diisopropyl Ether (DIPE)	116	106	75-123	10	0-12	
Ethyl-t-Butyl Ether (ETBE)	112	107	75-117	5	0-12	
Tert-Amyl-Methyl Ether (TAME)	104	98	79-115	6	0-12	
Ethanol	84	85	42-138	1	0-28	

RPD - Relative Percent Difference , CL - Control Limit



Quality Control - LCS/LCS Duplicate



Conestoga-Rovers & Associates
 19449 Riverside Drive, Suite 230
 Sonoma, CA 95476-6955


Date Received: N/A
 Work Order No: 07-12-1505
 Preparation: EPA 5030B
 Method: EPA 8015B (M)

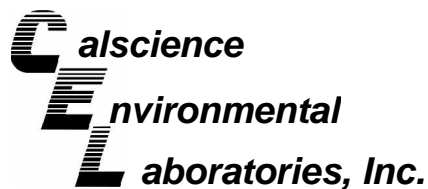
Project: 461 8th Street, Oakland, CA

Quality Control Sample ID	Matrix	Instrument	Date Prepared	Date Analyzed	LCS/LCSD Batch Number
099-12-279-1,389	Solid	GC 22	12/18/07	12/18/07	071218B02

Parameter	LCS %REC	LCSD %REC	%REC CL	RPD	RPD CL	Qualifiers
TPH as Gasoline	101	101	70-124	0	0-18	

RPD - Relative Percent Difference , CL - Control Limit





Quality Control - LCS/LCS Duplicate



Conestoga-Rovers & Associates
19449 Riverside Drive, Suite 230
Sonoma, CA 95476-6955

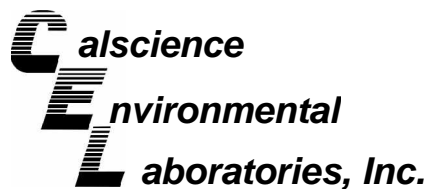
Date Received: N/A
Work Order No: 07-12-1505
Preparation: EPA 5030B
Method: EPA 8015B (M)

Project: 461 8th Street, Oakland, CA

Quality Control Sample ID	Matrix	Instrument	Date Prepared	Date Analyzed	LCS/LCSD Batch Number
099-12-279-1,395	Solid	GC 22	12/19/07	12/19/07	071219B02

<u>Parameter</u>	<u>LCS %REC</u>	<u>LCSD %REC</u>	<u>%REC CL</u>	<u>RPD</u>	<u>RPD CL</u>	<u>Qualifiers</u>
TPH as Gasoline	99	100	70-124	0	0-18	

RPD - Relative Percent Difference , CL - Control Limit



Quality Control - LCS/LCS Duplicate



Conestoga-Rovers & Associates
19449 Riverside Drive, Suite 230
Sonoma, CA 95476-6955

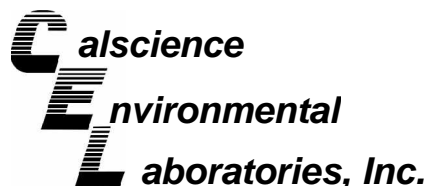
Date Received: N/A
Work Order No: 07-12-1505
Preparation: EPA 5030B
Method: EPA 8015B (M)

Project: 461 8th Street, Oakland, CA

Quality Control Sample ID	Matrix	Instrument	Date Prepared	Date Analyzed	LCS/LCSD Batch Number
099-12-279-1,388	Solid	GC 22	12/18/07	12/18/07	071218B01

<u>Parameter</u>	<u>LCS %REC</u>	<u>LCSD %REC</u>	<u>%REC CL</u>	<u>RPD</u>	<u>RPD CL</u>	<u>Qualifiers</u>
TPH as Gasoline	101	101	70-124	0	0-18	

RPD - Relative Percent Difference , CL - Control Limit



Quality Control - LCS/LCS Duplicate



Conestoga-Rovers & Associates
19449 Riverside Drive, Suite 230
Sonoma, CA 95476-6955

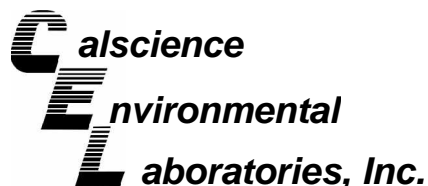
Date Received: N/A
Work Order No: 07-12-1505
Preparation: EPA 5030B
Method: EPA 8260B

Project: 461 8th Street, Oakland, CA

Quality Control Sample ID	Matrix	Instrument	Date Prepared	Date Analyzed	LCS/LCSD Batch Number
099-10-005-15,236	Solid	GC/MS W	12/22/07	12/22/07	071222L01

Parameter	LCS %REC	LCSD %REC	%REC CL	RPD	RPD CL	Qualifiers
Benzene	91	92	84-114	1	0-7	
Carbon Tetrachloride	95	95	66-132	0	0-12	
Chlorobenzene	90	90	87-111	0	0-7	
1,2-Dibromoethane	94	93	80-120	1	0-20	
1,2-Dichlorobenzene	93	96	79-115	3	0-8	
1,1-Dichloroethene	97	98	73-121	1	0-12	
Ethylbenzene	93	94	80-120	1	0-20	
Toluene	89	90	78-114	2	0-7	
Trichloroethene	89	91	84-114	1	0-8	
Vinyl Chloride	90	89	63-129	2	0-15	
Methyl-t-Butyl Ether (MTBE)	99	105	77-125	6	0-11	
Tert-Butyl Alcohol (TBA)	92	94	47-137	3	0-27	
Diisopropyl Ether (DIPE)	103	108	76-130	5	0-8	
Ethyl-t-Butyl Ether (ETBE)	101	106	76-124	4	0-12	
Tert-Amyl-Methyl Ether (TAME)	96	102	82-118	6	0-11	
Ethanol	85	67	59-131	23	0-21	X

RPD - Relative Percent Difference , CL - Control Limit



Quality Control - LCS/LCS Duplicate



Conestoga-Rovers & Associates
19449 Riverside Drive, Suite 230
Sonoma, CA 95476-6955

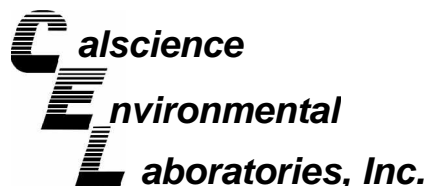
Date Received: N/A
Work Order No: 07-12-1505
Preparation: EPA 5030B
Method: EPA 8260B

Project: 461 8th Street, Oakland, CA

Quality Control Sample ID	Matrix	Instrument	Date Prepared	Date Analyzed	LCS/LCSD Batch Number
099-10-005-15,243	Solid	GC/MS W	12/22/07	12/22/07	071222L02

Parameter	LCS %REC	LCSD %REC	%REC CL	RPD	RPD CL	Qualifiers
Benzene	91	92	84-114	1	0-7	
Carbon Tetrachloride	95	95	66-132	0	0-12	
Chlorobenzene	90	90	87-111	0	0-7	
1,2-Dibromoethane	94	93	80-120	1	0-20	
1,2-Dichlorobenzene	93	96	79-115	3	0-8	
1,1-Dichloroethene	97	98	73-121	1	0-12	
Ethylbenzene	93	94	80-120	1	0-20	
Toluene	89	90	78-114	2	0-7	
Trichloroethene	89	91	84-114	1	0-8	
Vinyl Chloride	90	89	63-129	2	0-15	
Methyl-t-Butyl Ether (MTBE)	99	105	77-125	6	0-11	
Tert-Butyl Alcohol (TBA)	92	94	47-137	3	0-27	
Diisopropyl Ether (DIPE)	103	108	76-130	5	0-8	
Ethyl-t-Butyl Ether (ETBE)	101	106	76-124	4	0-12	
Tert-Amyl-Methyl Ether (TAME)	96	102	82-118	6	0-11	
Ethanol	85	67	59-131	23	0-21	X

RPD - Relative Percent Difference , CL - Control Limit



Quality Control - LCS/LCS Duplicate



Conestoga-Rovers & Associates
19449 Riverside Drive, Suite 230
Sonoma, CA 95476-6955

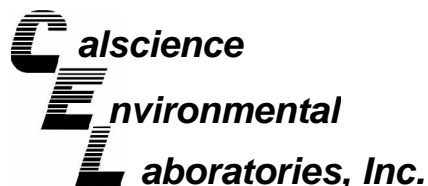
Date Received: N/A
Work Order No: 07-12-1505
Preparation: EPA 5030B
Method: EPA 8260B

Project: 461 8th Street, Oakland, CA

Quality Control Sample ID	Matrix	Instrument	Date Prepared	Date Analyzed	LCS/LCSD Batch Number
099-10-005-15,240	Solid	GC/MS W	12/22/07	12/22/07	071222L03

Parameter	LCS %REC	LCSD %REC	%REC CL	RPD	RPD CL	Qualifiers
Benzene	91	92	84-114	1	0-7	
Carbon Tetrachloride	93	95	66-132	3	0-12	
Chlorobenzene	91	91	87-111	0	0-7	
1,2-Dibromoethane	96	98	80-120	2	0-20	
1,2-Dichlorobenzene	95	96	79-115	1	0-8	
1,1-Dichloroethene	94	95	73-121	2	0-12	
Ethylbenzene	91	93	80-120	2	0-20	
Toluene	90	90	78-114	0	0-7	
Trichloroethene	90	92	84-114	2	0-8	
Vinyl Chloride	88	90	63-129	2	0-15	
Methyl-t-Butyl Ether (MTBE)	105	110	77-125	4	0-11	
Tert-Butyl Alcohol (TBA)	100	102	47-137	3	0-27	
Diisopropyl Ether (DIPE)	110	107	76-130	3	0-8	
Ethyl-t-Butyl Ether (ETBE)	108	109	76-124	1	0-12	
Tert-Amyl-Methyl Ether (TAME)	104	105	82-118	0	0-11	
Ethanol	92	85	59-131	8	0-21	

RPD - Relative Percent Difference , CL - Control Limit



Quality Control - LCS/LCS Duplicate



Conestoga-Rovers & Associates
19449 Riverside Drive, Suite 230
Sonoma, CA 95476-6955

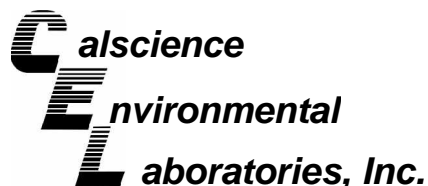
Date Received: N/A
Work Order No: 07-12-1505
Preparation: EPA 5030B
Method: EPA 8260B

Project: 461 8th Street, Oakland, CA

Quality Control Sample ID	Matrix	Instrument	Date Prepared	Date Analyzed	LCS/LCSD Batch Number
099-10-005-15,239	Solid	GC/MS W	12/26/07	12/26/07	071226L01

Parameter	LCS %REC	LCSD %REC	%REC CL	RPD	RPD CL	Qualifiers
Benzene	103	107	84-114	4	0-7	
Carbon Tetrachloride	100	106	66-132	6	0-12	
Chlorobenzene	96	97	87-111	1	0-7	
1,2-Dibromoethane	97	100	80-120	3	0-20	
1,2-Dichlorobenzene	98	98	79-115	1	0-8	
1,1-Dichloroethene	108	113	73-121	5	0-12	
Ethylbenzene	99	100	80-120	2	0-20	
Toluene	100	104	78-114	4	0-7	
Trichloroethene	100	106	84-114	5	0-8	
Vinyl Chloride	103	108	63-129	4	0-15	
Methyl-t-Butyl Ether (MTBE)	104	111	77-125	6	0-11	
Tert-Butyl Alcohol (TBA)	107	112	47-137	5	0-27	
Diisopropyl Ether (DIPE)	113	117	76-130	4	0-8	
Ethyl-t-Butyl Ether (ETBE)	108	115	76-124	6	0-12	
Tert-Amyl-Methyl Ether (TAME)	104	110	82-118	6	0-11	
Ethanol	88	94	59-131	7	0-21	

RPD - Relative Percent Difference , CL - Control Limit



Quality Control - LCS/LCS Duplicate



Conestoga-Rovers & Associates
19449 Riverside Drive, Suite 230
Sonoma, CA 95476-6955

Date Received: N/A
Work Order No: 07-12-1505
Preparation: EPA 5030B
Method: EPA 8260B

Project: 461 8th Street, Oakland, CA

Quality Control Sample ID	Matrix	Instrument	Date Prepared	Date Analyzed	LCS/LCSD Batch Number
099-10-005-15,247	Solid	GC/MS X	12/26/07	12/26/07	071226L01

Parameter	LCS %REC	LCSD %REC	%REC CL	RPD	RPD CL	Qualifiers
Benzene	97	99	84-114	2	0-7	
Carbon Tetrachloride	92	95	66-132	3	0-12	
Chlorobenzene	101	102	87-111	1	0-7	
1,2-Dibromoethane	101	101	80-120	0	0-20	
1,2-Dichlorobenzene	99	99	79-115	0	0-8	
1,1-Dichloroethene	93	91	73-121	3	0-12	
Ethylbenzene	101	102	80-120	1	0-20	
Toluene	100	101	78-114	2	0-7	
Trichloroethene	99	101	84-114	2	0-8	
Vinyl Chloride	80	85	63-129	6	0-15	
Methyl-t-Butyl Ether (MTBE)	90	94	77-125	5	0-11	
Tert-Butyl Alcohol (TBA)	89	99	47-137	10	0-27	
Diisopropyl Ether (DIPE)	92	95	76-130	3	0-8	
Ethyl-t-Butyl Ether (ETBE)	91	94	76-124	3	0-12	
Tert-Amyl-Methyl Ether (TAME)	94	96	82-118	2	0-11	
Ethanol	87	96	59-131	9	0-21	

RPD - Relative Percent Difference , CL - Control Limit

Work Order Number: 07-12-1505

<u>Qualifier</u>	<u>Definition</u>
*	See applicable analysis comment.
1	Surrogate compound recovery was out of control due to a required sample dilution, therefore, the sample data was reported without further clarification.
2	Surrogate compound recovery was out of control due to matrix interference. The associated method blank surrogate spike compound was in control and, therefore, the sample data was reported without further clarification.
3	Recovery of the Matrix Spike (MS) or Matrix Spike Duplicate (MSD) compound was out of control due to matrix interference. The associated LCS and/or LCSD was in control and, therefore, the sample data was reported without further clarification.
4	The MS/MSD RPD was out of control due to matrix interference. The LCS/LCSD RPD was in control and, therefore, the sample data was reported without further clarification.
5	The PDS/PDSD associated with this batch of samples was out of control due to a matrix interference effect. The associated batch LCS/LCSD was in control and, hence, the associated sample data was reported with no further corrective action required.
A	Result is the average of all dilutions, as defined by the method.
B	Analyte was present in the associated method blank.
C	Analyte presence was not confirmed on primary column.
E	Concentration exceeds the calibration range.
H	Sample received and/or analyzed past the recommended holding time.
J	Analyte was detected at a concentration below the reporting limit and above the laboratory method detection limit. Reported value is estimated.
N	Nontarget Analyte.
ND	Parameter not detected at the indicated reporting limit.
Q	Spike recovery and RPD control limits do not apply resulting from the parameter concentration in the sample exceeding the spike concentration by a factor of four or greater.
U	Undetected at the laboratory method detection limit.
X	% Recovery and/or RPD out-of-range.
Z	Analyte presence was not confirmed by second column or GC/MS analysis.



LAB:

- TA - Irvine, California
- TA - Morgan Hill, California
- TA - Sacramento, California
- TA - Nashville, Tennessee
- Calscience
- Other _____



SHELL Chain Of Custody Record

NAME OF PERSON TO BILL: Denis Brown <input checked="" type="checkbox"/> ENVIRONMENTAL SERVICES <input type="checkbox"/> NETWORK DEV / FE <input type="checkbox"/> COMPLIANCE		<input type="checkbox"/> BILL CONSULTANT <input type="checkbox"/> RMT/CRMT		<input type="checkbox"/> CHECK BOX TO VERIFY IF NO INCIDENT # APPLIES		INCIDENT # (ES ONLY) 9 7 0 9 3 3 9 9						DATE: 12/13/07	
						PO #						SAP or CRMT #	

SAMPLING COMPANY: Conestoga-Rovers & Associates (CRA)		LOG CODE: CRAW		SITE ADDRESS: Street and City 461 8th St, Oakland, CA				State		GLOBAL ID NO.: T0600101263			
ADDRESS: 19449 Riverside Drive, Suite 230, Sonoma, CA 95476				EDF DELIVERABLE TO (Name, Company, Office Location): Felicia Ballard, CRA, Sonoma				PHONE NO.: 707-935-4850		E-MAIL: sonomaedf@croworld.com		CONSULTANT PROJECT NO.: 241501-009	
PROJECT CONTACT (Hardcopy or PDF Report to): Ana Friel				TELEPHONE: 707-268-3812				FAX: 707-268-8180		E-MAIL: afriel@croworld.com		LAB USE ONLY 12-1505	

STD 5 DAY 3 DAY 2 DAY 24 HOURS

RESULTS NEEDED ON WEEKEND

LA - RWQCB REPORT FORMAT UST AGENCY: _____

SPECIAL INSTRUCTIONS OR NOTES:

- EDD NOT NEEDED
- SHELL CONTRACT RATE APPLIES
- STATE REIMB RATE APPLIES
- RECEIPT VERIFICATION REQUESTED


REQUESTED ANALYSIS															FIELD NOTES: Container/Preservative or PID Readings or Laboratory Notes	
TPH - Purgeable (8260B)	BTEX (8260B)	MTBE (8260B)	TBA (8260B)	DIPE (8260B)	TAME (8260B)	ETBE (8260B)	1,2 DCA (8260B)	EDB (8260B)	Ethanol (8260B)	Methanol (8015M)	VOCs by 8260B	Semi-Volatiles by 8270C	Lead <input type="checkbox"/> Total <input type="checkbox"/> STLC <input type="checkbox"/> TCLP	LUFT5 <input type="checkbox"/> Total <input type="checkbox"/> STLC <input type="checkbox"/> TCLP		CAM17 <input type="checkbox"/> Total <input type="checkbox"/> STLC <input type="checkbox"/> TCLP
TEMPERATURE ON RECEIPT C°																

LAB USE ONLY	Field Sample Identification	SAMPLING		MATRIX	NO. OF CONT.	TPH - Purgeable (8260B)	BTEX (8260B)	MTBE (8260B)	TBA (8260B)	DIPE (8260B)	TAME (8260B)	ETBE (8260B)	1,2 DCA (8260B)	EDB (8260B)	Ethanol (8260B)	Methanol (8015M)	VOCs by 8260B	Semi-Volatiles by 8270C	Lead <input type="checkbox"/> Total <input type="checkbox"/> STLC <input type="checkbox"/> TCLP	LUFT5 <input type="checkbox"/> Total <input type="checkbox"/> STLC <input type="checkbox"/> TCLP	CAM17 <input type="checkbox"/> Total <input type="checkbox"/> STLC <input type="checkbox"/> TCLP	Test for Disposal (see attached)	
		DATE	TIME																				
1	AS-1-5.5	12/13/07	9:00	soil	1	x	x																
2	AS-1-9.5		9:10																				
3	AS-1-14.5		9:15																				
4	AS-1-19.5		9:20																				
5	AS-1- 25.5 25.5		9:30																				
6	AS-1-30		9:45																				
7	AS-1-34.5		10:00																				

Relinquished by: (Signature) <i>[Signature]</i>	Received by: (Signature) Secure Location	Date: 12/13/07	Time: 10:15
Relinquished by: (Signature) <i>[Signature]</i>	Received by: (Signature) <i>[Signature]</i>	Date: 12/17/07	Time: 1012
Relinquished by: (Signature) <i>[Signature]</i>	Received by: (Signature) <i>[Signature]</i>	Date: 12/14/07	Time: 1030

05/02/06 Revision

C&Q Graphic (714) 898-9702



WORK ORDER #: 07-12-1505

Cooler 1 of 1

SAMPLE RECEIPT FORM

CLIENT: CRA

DATE: 12/18/07

TEMPERATURE - SAMPLES RECEIVED BY:

CALSCIENCE COURIER:

- Chilled, cooler with temperature blank provided.
Chilled, cooler without temperature blank.
Chilled and placed in cooler with wet ice.
Ambient and placed in cooler with wet ice.
Ambient temperature.
C Temperature blank.

LABORATORY (Other than Calscience Courier):

- 3.4 C Temperature blank.
C IR thermometer.
Ambient temperature.

Initial: JP

CUSTODY SEAL INTACT:

Sample(s): Cooler: No (Not Intact): Not Present: [checked]

Initial: JP

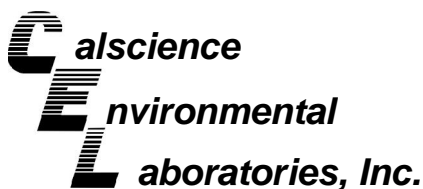
SAMPLE CONDITION:

Table with 3 columns: Yes, No, N/A. Rows include Chain-Of-Custody document(s) received with samples, Sampler's name indicated on COC, Sample container label(s) consistent with custody papers, Sample container(s) intact and good condition, Correct containers and volume for analyses requested, Proper preservation noted on sample label(s), VOA vial(s) free of headspace, Tedlar bag(s) free of condensation.

Initial: JP

COMMENTS:

Blank lines for comments.



December 05, 2007

Ana Friel
Conestoga-Rovers & Associates
19449 Riverside Drive, Suite 230
Sonoma, CA 95476-6955

Subject: **CalScience Work Order No.: 07-12-0171**
Client Reference: 461 8th Street, Oakland, CA

Dear Client:

Enclosed is an analytical report for the above-referenced project. The samples included in this report were received 12/4/2007 and analyzed in accordance with the attached chain-of-custody.

Unless otherwise noted, all analytical testing was accomplished in accordance with the guidelines established in our Quality Systems Manual, applicable standard operating procedures, and other related documentation. The original report of subcontracted analysis, if any, is provided herein, and follows the standard CalScience data package. The results in this analytical report are limited to the samples tested and any reproduction thereof must be made in its entirety.

If you have any questions regarding this report, please do not hesitate to contact the undersigned.

Sincerely,

A handwritten signature in black ink, appearing to read 'Danielle Gonsman', with a horizontal line extending to the right.

CalScience Environmental
Laboratories, Inc.
Danielle Gonsman
Project Manager

Analytical Report



Conestoga-Rovers & Associates
19449 Riverside Drive, Suite 230
Sonoma, CA 95476-6955

Date Received: 12/04/07
Work Order No: 07-12-0171
Preparation: EPA 5030B
Method: EPA 8015B (M)

Project: 461 8th Street, Oakland, CA

Page 1 of 2

Client Sample Number	Lab Sample Number	Date Collected	Matrix	Instrument	Date Prepared	Date Analyzed	QC Batch ID
B-27-5	07-12-0171-1	12/03/07	Solid	GC 1	12/04/07	12/04/07	071204B01

<u>Parameter</u>	<u>Result</u>	<u>RL</u>	<u>DF</u>	<u>Qual</u>	<u>Units</u>
TPH as Gasoline	ND	0.50	1		mg/kg
<u>Surrogates:</u>	<u>REC (%)</u>	<u>Control Limits</u>		<u>Qual</u>	
1,4-Bromofluorobenzene - FID	102	42-126			

B-27-10	07-12-0171-2	12/03/07	Solid	GC 1	12/04/07	12/04/07	071204B01
----------------	---------------------	-----------------	--------------	-------------	-----------------	-----------------	------------------

<u>Parameter</u>	<u>Result</u>	<u>RL</u>	<u>DF</u>	<u>Qual</u>	<u>Units</u>
TPH as Gasoline	ND	0.50	1		mg/kg
<u>Surrogates:</u>	<u>REC (%)</u>	<u>Control Limits</u>		<u>Qual</u>	
1,4-Bromofluorobenzene - FID	98	42-126			

B-25-5	07-12-0171-3	12/03/07	Solid	GC 1	12/04/07	12/04/07	071204B01
---------------	---------------------	-----------------	--------------	-------------	-----------------	-----------------	------------------

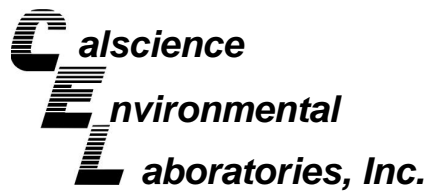
Comment(s): -The sample chromatographic pattern for TPH does not match the chromatographic pattern of the specified standard. Quantitation of the unknown hydrocarbon(s) in the sample was based upon the specified standard.

<u>Parameter</u>	<u>Result</u>	<u>RL</u>	<u>DF</u>	<u>Qual</u>	<u>Units</u>
TPH as Gasoline	0.76	0.50	1		mg/kg
<u>Surrogates:</u>	<u>REC (%)</u>	<u>Control Limits</u>		<u>Qual</u>	
1,4-Bromofluorobenzene - FID	104	42-126			

B-25-10	07-12-0171-4	12/03/07	Solid	GC 1	12/04/07	12/04/07	071204B01
----------------	---------------------	-----------------	--------------	-------------	-----------------	-----------------	------------------

<u>Parameter</u>	<u>Result</u>	<u>RL</u>	<u>DF</u>	<u>Qual</u>	<u>Units</u>
TPH as Gasoline	ND	0.50	1		mg/kg
<u>Surrogates:</u>	<u>REC (%)</u>	<u>Control Limits</u>		<u>Qual</u>	
1,4-Bromofluorobenzene - FID	92	42-126			

RL - Reporting Limit , DF - Dilution Factor , Qual - Qualifiers



Analytical Report



Conestoga-Rovers & Associates
19449 Riverside Drive, Suite 230
Sonoma, CA 95476-6955

Date Received: 12/04/07
Work Order No: 07-12-0171
Preparation: EPA 5030B
Method: EPA 8015B (M)

Project: 461 8th Street, Oakland, CA

Page 2 of 2

Client Sample Number	Lab Sample Number	Date Collected	Matrix	Instrument	Date Prepared	Date Analyzed	QC Batch ID
Method Blank	099-12-279-1,347	N/A	Solid	GC 1	12/04/07	12/04/07	071204B01

<u>Parameter</u>	<u>Result</u>	<u>RL</u>	<u>DF</u>	<u>Qual</u>	<u>Units</u>
TPH as Gasoline	ND	0.50	1		mg/kg
<u>Surrogates:</u>	<u>REC (%)</u>	<u>Control Limits</u>		<u>Qual</u>	
1,4-Bromofluorobenzene - FID	101	42-126			

RL - Reporting Limit , DF - Dilution Factor , Qual - Qualifiers

Analytical Report



Conestoga-Rovers & Associates
19449 Riverside Drive, Suite 230
Sonoma, CA 95476-6955

Date Received: 12/04/07
Work Order No: 07-12-0171
Preparation: EPA 5030B
Method: EPA 8260B
Units: mg/kg

Project: 461 8th Street, Oakland, CA

Page 1 of 2

Client Sample Number	Lab Sample Number	Date Collected	Matrix	Instrument	Date Prepared	Date Analyzed	QC Batch ID
----------------------	-------------------	----------------	--------	------------	---------------	---------------	-------------

B-27-5	07-12-0171-1	12/03/07	Solid	GC/MS W	12/04/07	12/04/07	071204L01
---------------	---------------------	-----------------	--------------	----------------	-----------------	-----------------	------------------

Parameter	Result	RL	DF	Qual	Parameter	Result	RL	DF	Qual
Benzene	ND	0.0050	1		p/m-Xylene	ND	0.0050	1	
Ethylbenzene	ND	0.0050	1		o-Xylene	ND	0.0050	1	
Toluene	0.015	0.0050	1						
<u>Surrogates:</u>	<u>REC (%)</u>	<u>Control Limits</u>		<u>Qual</u>	<u>Surrogates:</u>	<u>REC (%)</u>	<u>Control Limits</u>		<u>Qual</u>
Dibromofluoromethane	98	73-139			1,2-Dichloroethane-d4	104	73-145		
Toluene-d8	97	90-108			1,4-Bromofluorobenzene	94	71-113		

B-27-10	07-12-0171-2	12/03/07	Solid	GC/MS W	12/04/07	12/04/07	071204L01
----------------	---------------------	-----------------	--------------	----------------	-----------------	-----------------	------------------

Parameter	Result	RL	DF	Qual	Parameter	Result	RL	DF	Qual
Benzene	ND	0.0050	1		p/m-Xylene	ND	0.0050	1	
Ethylbenzene	ND	0.0050	1		o-Xylene	ND	0.0050	1	
Toluene	ND	0.0050	1						
<u>Surrogates:</u>	<u>REC (%)</u>	<u>Control Limits</u>		<u>Qual</u>	<u>Surrogates:</u>	<u>REC (%)</u>	<u>Control Limits</u>		<u>Qual</u>
Dibromofluoromethane	99	73-139			1,2-Dichloroethane-d4	108	73-145		
Toluene-d8	97	90-108			1,4-Bromofluorobenzene	98	71-113		


B-25-5	07-12-0171-3	12/03/07	Solid	GC/MS W	12/04/07	12/04/07	071204L01
---------------	---------------------	-----------------	--------------	----------------	-----------------	-----------------	------------------

Parameter	Result	RL	DF	Qual	Parameter	Result	RL	DF	Qual
Benzene	ND	0.0050	1		p/m-Xylene	0.051	0.0050	1	
Ethylbenzene	0.011	0.0050	1		o-Xylene	0.019	0.0050	1	
Toluene	0.31	0.0050	1						
<u>Surrogates:</u>	<u>REC (%)</u>	<u>Control Limits</u>		<u>Qual</u>	<u>Surrogates:</u>	<u>REC (%)</u>	<u>Control Limits</u>		<u>Qual</u>
Dibromofluoromethane	105	73-139			1,2-Dichloroethane-d4	104	73-145		
Toluene-d8	99	90-108			1,4-Bromofluorobenzene	101	71-113		

B-25-10	07-12-0171-4	12/03/07	Solid	GC/MS W	12/04/07	12/04/07	071204L01
----------------	---------------------	-----------------	--------------	----------------	-----------------	-----------------	------------------

Parameter	Result	RL	DF	Qual	Parameter	Result	RL	DF	Qual
Benzene	ND	0.0050	1		p/m-Xylene	ND	0.0050	1	
Ethylbenzene	ND	0.0050	1		o-Xylene	ND	0.0050	1	
Toluene	ND	0.0050	1						
<u>Surrogates:</u>	<u>REC (%)</u>	<u>Control Limits</u>		<u>Qual</u>	<u>Surrogates:</u>	<u>REC (%)</u>	<u>Control Limits</u>		<u>Qual</u>
Dibromofluoromethane	103	73-139			1,2-Dichloroethane-d4	107	73-145		
Toluene-d8	95	90-108			1,4-Bromofluorobenzene	97	71-113		

RL - Reporting Limit , DF - Dilution Factor , Qual - Qualifiers



Analytical Report



Conestoga-Rovers & Associates
 19449 Riverside Drive, Suite 230
 Sonoma, CA 95476-6955

Date Received: 12/04/07
 Work Order No: 07-12-0171
 Preparation: EPA 5030B
 Method: EPA 8260B
 Units: mg/kg

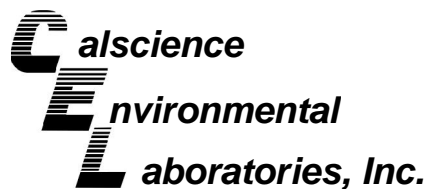
Project: 461 8th Street, Oakland, CA

Page 2 of 2

Client Sample Number	Lab Sample Number	Date Collected	Matrix	Instrument	Date Prepared	Date Analyzed	QC Batch ID
Method Blank	099-10-005-15,149	N/A	Solid	GC/MS W	12/04/07	12/04/07	071204L01

Parameter	Result	RL	DF	Qual	Parameter	Result	RL	DF	Qual
Benzene	ND	0.0050	1		p/m-Xylene	ND	0.0050	1	
Ethylbenzene	ND	0.0050	1		o-Xylene	ND	0.0050	1	
Toluene	ND	0.0050	1						
Surrogates:	REC (%)	Control Limits		Qual	Surrogates:	REC (%)	Control Limits		Qual
Dibromofluoromethane	103	73-139			1,2-Dichloroethane-d4	102	73-145		
Toluene-d8	96	90-108			1,4-Bromofluorobenzene	96	71-113		

RL - Reporting Limit , DF - Dilution Factor , Qual - Qualifiers



Quality Control - Spike/Spike Duplicate



Conestoga-Rovers & Associates
19449 Riverside Drive, Suite 230
Sonoma, CA 95476-6955

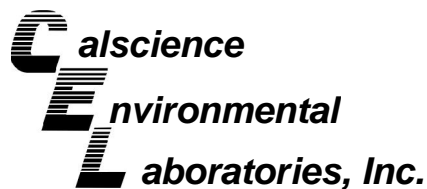
Date Received: 12/04/07
Work Order No: 07-12-0171
Preparation: EPA 5030B
Method: EPA 8015B (M)

Project 461 8th Street, Oakland, CA

Quality Control Sample ID	Matrix	Instrument	Date Prepared	Date Analyzed	MS/MSD Batch Number
B-27-10	Solid	GC 1	12/04/07	12/04/07	071204S01

Parameter	MS %REC	MSD %REC	%REC CL	RPD	RPD CL	Qualifiers
TPH as Gasoline	71	74	48-114	4	0-23	

RPD - Relative Percent Difference , CL - Control Limit



Quality Control - Spike/Spike Duplicate



Conestoga-Rovers & Associates
19449 Riverside Drive, Suite 230
Sonoma, CA 95476-6955

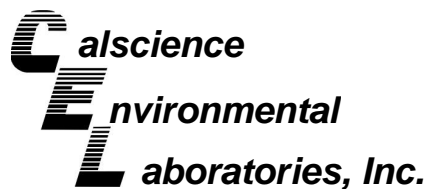
Date Received: 12/04/07
Work Order No: 07-12-0171
Preparation: EPA 5030B
Method: EPA 8260B

Project 461 8th Street, Oakland, CA

Quality Control Sample ID	Matrix	Instrument	Date Prepared	Date Analyzed	MS/MSD Batch Number
07-11-2282-3	Solid	GC/MS W	12/04/07	12/04/07	071204S01

Parameter	MS %REC	MSD %REC	%REC CL	RPD	RPD CL	Qualifiers
Benzene	97	99	79-115	2	0-13	
Carbon Tetrachloride	96	100	55-139	4	0-15	
Chlorobenzene	95	98	79-115	3	0-17	
1,2-Dibromoethane	95	94	70-130	1	0-30	
1,2-Dichlorobenzene	94	94	63-123	1	0-23	
1,1-Dichloroethene	100	101	69-123	1	0-16	
Ethylbenzene	99	102	70-130	3	0-30	
Toluene	97	97	79-115	0	0-15	
Trichloroethene	129	135	66-144	4	0-14	
Vinyl Chloride	79	86	60-126	9	0-14	
Methyl-t-Butyl Ether (MTBE)	89	91	68-128	3	0-14	
Tert-Butyl Alcohol (TBA)	97	106	44-134	9	0-37	
Diisopropyl Ether (DIPE)	93	97	75-123	5	0-12	
Ethyl-t-Butyl Ether (ETBE)	97	98	75-117	1	0-12	
Tert-Amyl-Methyl Ether (TAME)	95	98	79-115	4	0-12	
Ethanol	70	81	42-138	15	0-28	

RPD - Relative Percent Difference , CL - Control Limit



Quality Control - LCS/LCS Duplicate



Conestoga-Rovers & Associates
19449 Riverside Drive, Suite 230
Sonoma, CA 95476-6955

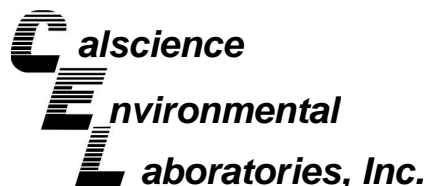
Date Received: N/A
Work Order No: 07-12-0171
Preparation: EPA 5030B
Method: EPA 8015B (M)

Project: 461 8th Street, Oakland, CA

Quality Control Sample ID	Matrix	Instrument	Date Prepared	Date Analyzed	LCS/LCSD Batch Number
099-12-279-1,347	Solid	GC 1	12/04/07	12/04/07	071204B01

<u>Parameter</u>	<u>LCS %REC</u>	<u>LCSD %REC</u>	<u>%REC CL</u>	<u>RPD</u>	<u>RPD CL</u>	<u>Qualifiers</u>
TPH as Gasoline	107	106	70-124	1	0-18	

RPD - Relative Percent Difference , CL - Control Limit



Quality Control - LCS/LCS Duplicate



Conestoga-Rovers & Associates
19449 Riverside Drive, Suite 230
Sonoma, CA 95476-6955

Date Received: N/A
Work Order No: 07-12-0171
Preparation: EPA 5030B
Method: EPA 8260B

Project: 461 8th Street, Oakland, CA


Quality Control Sample ID	Matrix	Instrument	Date Prepared	Date Analyzed	LCS/LCSD Batch Number
099-10-005-15,149	Solid	GC/MS W	12/04/07	12/04/07	071204L01

Parameter	LCS %REC	LCSD %REC	%REC CL	RPD	RPD CL	Qualifiers
Benzene	107	103	84-114	4	0-7	
Carbon Tetrachloride	108	108	66-132	0	0-12	
Chlorobenzene	107	107	87-111	0	0-7	
1,2-Dibromoethane	102	103	80-120	1	0-20	
1,2-Dichlorobenzene	101	100	79-115	0	0-8	
1,1-Dichloroethene	111	108	73-121	3	0-12	
Ethylbenzene	112	112	80-120	0	0-20	
Toluene	107	104	78-114	2	0-7	
Trichloroethene	108	106	84-114	1	0-8	
Vinyl Chloride	92	92	63-129	1	0-15	
Methyl-t-Butyl Ether (MTBE)	93	94	77-125	1	0-11	
Tert-Butyl Alcohol (TBA)	113	112	47-137	1	0-27	
Diisopropyl Ether (DIPE)	104	100	76-130	4	0-8	
Ethyl-t-Butyl Ether (ETBE)	101	103	76-124	2	0-12	
Tert-Amyl-Methyl Ether (TAME)	103	100	82-118	2	0-11	
Ethanol	109	85	59-131	24	0-21	X

RPD - Relative Percent Difference , CL - Control Limit

Work Order Number: 07-12-0171

<u>Qualifier</u>	<u>Definition</u>
*	See applicable analysis comment.
1	Surrogate compound recovery was out of control due to a required sample dilution, therefore, the sample data was reported without further clarification.
2	Surrogate compound recovery was out of control due to matrix interference. The associated method blank surrogate spike compound was in control and, therefore, the sample data was reported without further clarification.
3	Recovery of the Matrix Spike (MS) or Matrix Spike Duplicate (MSD) compound was out of control due to matrix interference. The associated LCS and/or LCSD was in control and, therefore, the sample data was reported without further clarification.
4	The MS/MSD RPD was out of control due to matrix interference. The LCS/LCSD RPD was in control and, therefore, the sample data was reported without further clarification.
5	The PDS/PDSD associated with this batch of samples was out of control due to a matrix interference effect. The associated batch LCS/LCSD was in control and, hence, the associated sample data was reported with no further corrective action required.
A	Result is the average of all dilutions, as defined by the method.
B	Analyte was present in the associated method blank.
C	Analyte presence was not confirmed on primary column.
E	Concentration exceeds the calibration range.
H	Sample received and/or analyzed past the recommended holding time.
J	Analyte was detected at a concentration below the reporting limit and above the laboratory method detection limit. Reported value is estimated.
N	Nontarget Analyte.
ND	Parameter not detected at the indicated reporting limit.
Q	Spike recovery and RPD control limits do not apply resulting from the parameter concentration in the sample exceeding the spike concentration by a factor of four or greater.
U	Undetected at the laboratory method detection limit.
X	% Recovery and/or RPD out-of-range.
Z	Analyte presence was not confirmed by second column or GC/MS analysis.



LAB:

- TA - Irvine, California
- TA - Morgan Hill, California
- TA - Sacramento, California
- TA - Nashville, Tennessee
- Calscience
- Other _____



SHELL Chain Of Custody Record

NAME OF PERSON TO BILL: Denis Brown		INCIDENT # (ES ONLY) 9 7 0 9 3 3 9 9	
<input checked="" type="checkbox"/> ENVIRONMENTAL SERVICES <input type="checkbox"/> NETWORK DEV / FE <input type="checkbox"/> COMPLIANCE		<input type="checkbox"/> CHECK BOX TO VERIFY IF NO INCIDENT # APPLIES PO # _____ SAP or CRMT # _____	
<input type="checkbox"/> BILL CONSULTANT <input type="checkbox"/> RMT/CRMT		DATE: 12/3/07 PAGE: 1 of 1	

SAMPLING COMPANY: Conestoga-Rovers & Associates (CRA)		LOG CODE: CRAW	SITE ADDRESS: Street and City 461 8th St, Oakland, CA		State	GLOBAL ID NO.: T0600101263
ADDRESS: 19449 Riverside Drive, Suite 230, Sonoma, CA 95476			EDF DELIVERABLE TO (Name, Company, Office Location): Felicia Ballard, CRA, Sonoma		PHONE NO.: 707-935-4850	E-MAIL: sonomaedf@craworld.com
PROJECT CONTACT (Hardcopy or PDF Report to): Ana Friel			SAMPLER NAME(S) (Print): Lauren Goldfinch		CONSULTANT PROJECT NO.: 241501-009	
TELEPHONE: 707-268-3812	FAX: 707-268-8180	E-MAIL: afriel@craworld.com	LAB USE ONLY 12-0171			

TAT (STD IS 10 BUSINESS DAYS / RUSH IS CALENDAR DAYS):
 STD 5 DAY 3 DAY 2 DAY 24 HOURS RESULTS NEEDED ON WEEKEND

LA - RWQCB REPORT FORMAT UST AGENCY: _____

SPECIAL INSTRUCTIONS OR NOTES:
 EDD NOT NEEDED
 SHELL CONTRACT RATE APPLIES
 STATE REIMB RATE APPLIES
 RECEIPT VERIFICATION REQUESTED

REQUESTED ANALYSIS															FIELD NOTES: Container/Preservative or PID Readings or Laboratory Notes	
TPH - Purgeable (8260B)	BTEX (8260B)	MTBE (8260B)	TBA (8260B)	DIPE (8260B)	TAME (8260B)	ETBE (8260B)	1,2 DCA (8260B)	EDB (8260B)	Ethanol (8260B)	Methanol (9015M)	VOCs by 8260B	Semi-Volatiles by 8270C	Lead <input type="checkbox"/> Total <input type="checkbox"/> STLC <input type="checkbox"/> TCLP	LUFT5 <input type="checkbox"/> Total <input type="checkbox"/> STLC <input type="checkbox"/> TCLP		CAM17 <input type="checkbox"/> Total <input type="checkbox"/> STLC <input type="checkbox"/> TCLP

LAB USE ONLY	Field Sample Identification	SAMPLING		MATRIX	NO. OF CONT.	REQUESTED ANALYSIS															TEMPERATURE ON RECEIPT C°
		DATE	TIME			TPH - Purgeable (8260B)	BTEX (8260B)	MTBE (8260B)	TBA (8260B)	DIPE (8260B)	TAME (8260B)	ETBE (8260B)	1,2 DCA (8260B)	EDB (8260B)	Ethanol (8260B)	Methanol (9015M)	VOCs by 8260B	Semi-Volatiles by 8270C	Lead <input type="checkbox"/> Total <input type="checkbox"/> STLC <input type="checkbox"/> TCLP	LUFT5 <input type="checkbox"/> Total <input type="checkbox"/> STLC <input type="checkbox"/> TCLP	
	B-27-5	12/3/07	8:55	soil	1X	x	x														
	B-27-10		9:05																		
	B-27-15		9:20																		
	B-25-5		11:00																		
	B-25-10		11:20																		


Relinquished by: (Signature) <i>[Signature]</i>	Received by: (Signature) <i>Secure location</i>	Date: 12/3/07	Time: 15:25
Relinquished by: (Signature) <i>[Signature]</i>	Received by: (Signature) <i>[Signature]</i>	Date: 12/3/07	Time: 15:27
Relinquished by: (Signature) <i>[Signature]</i>	Received by: (Signature) <i>[Signature]</i>	Date: 12-4-07	Time: 10:38

GSO

Duke Nishi

12-4-07

10:38



WORK ORDER #: 07-12-0171

Cooler _____ of _____

SAMPLE RECEIPT FORM

CLIENT: CRA

DATE: 12.4.07

TEMPERATURE - SAMPLES RECEIVED BY:

CALSCIENCE COURIER:

- Chilled, cooler with temperature blank provided.
Chilled, cooler without temperature blank.
Chilled and placed in cooler with wet ice.
Ambient and placed in cooler with wet ice.
Ambient temperature.
°C Temperature blank.

LABORATORY (Other than CalScience Courier):

- °C Temperature blank.
30 °C IR thermometer.
Ambient temperature.

Initial: DN

CUSTODY SEAL INTACT:

Sample(s): Cooler: No (Not Intact): Not Present:

Initial: DN

SAMPLE CONDITION:

Table with 4 columns: Yes, No, N/A and 8 rows of sample condition checks.

Initial: DN

COMMENTS:

Blank lines for handwritten comments.

Attachment F
Certified Analytical Reports (Pilot Testing)



Report Number : 60462

Date : 1/10/2008

Dan Lescure
Conestoga-Rovers & Associates
5900 Hollis Street, Suite A
Emeryville, CA 94608

Subject : 5 Vapor Samples
Project Name : 461 8th St, Oakland
Project Number : 241501-010
P.O. Number : 97093399

Dear Mr. Lescure,

Chemical analysis of the samples referenced above has been completed. Summaries of the data are contained on the following pages. Sample(s) were received under documented chain-of-custody. US EPA protocols for sample storage and preservation were followed.

Kiff Analytical is certified by the State of California (# 2236). If you have any questions regarding procedures or results, please call me at 530-297-4800.

Sincerely,

A handwritten signature in black ink, appearing to read "Joel Kiff".

Joel Kiff



Report Number : 60462

Date : 1/10/2008

Subject : 5 Vapor Samples
Project Name : 461 8th St, Oakland
Project Number : 241501-010
P.O. Number : 97093399

Case Narrative

The tedlar airbag labeled S15-A appeared to have a leak. This sample was analyzed as soon as possible after the leak was noticed

Approved By: _____

A handwritten signature in black ink, appearing to read "Joel Kiff", is written over a horizontal line. Below the line, the name "Joel Kiff" is printed in a standard black font.

Project Name : **461 8th St, Oakland**

Project Number : **241501-010**

Sample : **S8-A**

Matrix : Air

Lab Number : 60462-01

Sample Date :1/7/2008

Parameter	Measured Value	Method Reporting Limit	Units	Analysis Method	Date Analyzed
Benzene	5.6	0.080	ppmv	EPA 8260B	1/7/2008
Toluene	< 0.070	0.070	ppmv	EPA 8260B	1/7/2008
Ethylbenzene	0.081	0.060	ppmv	EPA 8260B	1/7/2008
Total Xylenes	0.081	0.060	ppmv	EPA 8260B	1/7/2008
TPH as Gasoline	1600	25	ppmv	EPA 8260B	1/8/2008
Toluene - d8 (Surr)	86.8		% Recovery	EPA 8260B	1/7/2008
4-Bromofluorobenzene (Surr)	89.9		% Recovery	EPA 8260B	1/7/2008

Sample : **S9-A**

Matrix : Air

Lab Number : 60462-02

Sample Date :1/7/2008

Parameter	Measured Value	Method Reporting Limit	Units	Analysis Method	Date Analyzed
Benzene	0.14	0.050	ppmv	EPA 8260B	1/9/2008
Toluene	0.38	0.050	ppmv	EPA 8260B	1/9/2008
Ethylbenzene	0.088	0.050	ppmv	EPA 8260B	1/9/2008
Total Xylenes	0.63	0.050	ppmv	EPA 8260B	1/9/2008
TPH as Gasoline	17	5.0	ppmv	EPA 8260B	1/9/2008
Toluene - d8 (Surr)	100		% Recovery	EPA 8260B	1/9/2008
4-Bromofluorobenzene (Surr)	97.1		% Recovery	EPA 8260B	1/9/2008

Approved By:

Joel Kiff

Project Name : **461 8th St, Oakland**

Project Number : **241501-010**

Sample : **S14-A**

Matrix : Air

Lab Number : 60462-03

Sample Date :1/7/2008

Parameter	Measured Value	Method Reporting Limit	Units	Analysis Method	Date Analyzed
Benzene	200	2.0	ppmv	EPA 8260B	1/8/2008
Toluene	140	1.5	ppmv	EPA 8260B	1/8/2008
Ethylbenzene	42	1.5	ppmv	EPA 8260B	1/8/2008
Total Xylenes	170	1.5	ppmv	EPA 8260B	1/8/2008
TPH as Gasoline	14000	250	ppmv	EPA 8260B	1/8/2008
Toluene - d8 (Surr)	94.9		% Recovery	EPA 8260B	1/8/2008
4-Bromofluorobenzene (Surr)	96.2		% Recovery	EPA 8260B	1/8/2008

Sample : **S15-A**

Matrix : Air

Lab Number : 60462-04

Sample Date :1/7/2008

Parameter	Measured Value	Method Reporting Limit	Units	Analysis Method	Date Analyzed
Benzene	0.66	0.050	ppmv	EPA 8260B	1/7/2008
Toluene	4.5	0.050	ppmv	EPA 8260B	1/7/2008
Ethylbenzene	1.9	0.050	ppmv	EPA 8260B	1/7/2008
Total Xylenes	10	0.050	ppmv	EPA 8260B	1/7/2008
TPH as Gasoline	98	5.0	ppmv	EPA 8260B	1/7/2008
Toluene - d8 (Surr)	98.8		% Recovery	EPA 8260B	1/7/2008
4-Bromofluorobenzene (Surr)	91.2		% Recovery	EPA 8260B	1/7/2008

Approved By:

Joel Kiff



Report Number : 60462

Date : 1/10/2008

Project Name : **461 8th St, Oakland**

Project Number : **241501-010**

Sample : **S15-B**

Matrix : Air

Lab Number : 60462-05

Sample Date :1/7/2008

Parameter	Measured Value	Method Reporting Limit	Units	Analysis Method	Date Analyzed
Benzene	85	0.40	ppmv	EPA 8260B	1/7/2008
Toluene	110	0.40	ppmv	EPA 8260B	1/7/2008
Ethylbenzene	7.6	0.30	ppmv	EPA 8260B	1/7/2008
Total Xylenes	32	0.30	ppmv	EPA 8260B	1/7/2008
TPH as Gasoline	2200	40	ppmv	EPA 8260B	1/7/2008
Toluene - d8 (Surr)	94.5		% Recovery	EPA 8260B	1/7/2008
4-Bromofluorobenzene (Surr)	89.4		% Recovery	EPA 8260B	1/7/2008

Approved By:


Joel Kiff

QC Report : Method Blank Data

Project Name : **461 8th St, Oakland**

Project Number : **241501-010**

Parameter	Measured Value	Method Reporting Limit	Units	Analysis Method	Date Analyzed
Benzene	< 0.050	0.050	ppmv	EPA 8260B	1/7/2008
Toluene	< 0.050	0.050	ppmv	EPA 8260B	1/7/2008
Ethylbenzene	< 0.050	0.050	ppmv	EPA 8260B	1/7/2008
Total Xylenes	< 0.050	0.050	ppmv	EPA 8260B	1/7/2008
TPH as Gasoline	< 5.0	5.0	ppmv	EPA 8260B	1/7/2008
Toluene - d8 (Surr)	99.4		%	EPA 8260B	1/7/2008
4-Bromofluorobenzene (Surr)	89.3		%	EPA 8260B	1/7/2008
Benzene	< 0.050	0.050	ppmv	EPA 8260B	1/8/2008
Toluene	< 0.050	0.050	ppmv	EPA 8260B	1/8/2008
Ethylbenzene	< 0.050	0.050	ppmv	EPA 8260B	1/8/2008
Total Xylenes	< 0.050	0.050	ppmv	EPA 8260B	1/8/2008
TPH as Gasoline	< 5.0	5.0	ppmv	EPA 8260B	1/8/2008
Toluene - d8 (Surr)	101		%	EPA 8260B	1/8/2008
4-Bromofluorobenzene (Surr)	95.5		%	EPA 8260B	1/8/2008
Benzene	< 0.050	0.050	ppmv	EPA 8260B	1/9/2008
Toluene	< 0.050	0.050	ppmv	EPA 8260B	1/9/2008
Ethylbenzene	< 0.050	0.050	ppmv	EPA 8260B	1/9/2008
Total Xylenes	< 0.050	0.050	ppmv	EPA 8260B	1/9/2008
TPH as Gasoline	< 5.0	5.0	ppmv	EPA 8260B	1/9/2008
Toluene - d8 (Surr)	99.2		%	EPA 8260B	1/9/2008
4-Bromofluorobenzene (Surr)	97.8		%	EPA 8260B	1/9/2008

Parameter	Measured Value	Method Reporting Limit	Units	Analysis Method	Date Analyzed
-----------	----------------	------------------------	-------	-----------------	---------------

Approved By:  _____
 Joel Kiff

LAB:

- TA - Irvine, California
- TA - Morgan Hill, California
- TA - Sacramento, California
- TA - Nashville, Tennessee
- Calscience
- Other KIFF



SHELL Chain Of Custody Record

60462

NAME OF PERSON TO BILL: ~~Ana Friel~~ **DENIS BROWN**

ENVIRONMENTAL SERVICES CHECK BOX TO VERIFY IF NO INCIDENT # APPLIES

NETWORK DEV / FE BILL CONSULTANT

COMPLIANCE RMT/CRMT

INCIDENT # (ES ONLY)
 9 7 0 9 3 3 9 9

SAP or CRMT #
 1 2 9 4 5 3

DATE: 1-7-8

PAGE: i of 1

SAMPLING COMPANY: **Conestoga-Rovers & Associates**

LOG CODE: **CRAW**

ADDRESS: **5900 Hollis St, Suite A, Emeryville, CA 94608**

PROJECT CONTACT (Hardcopy or PDF Report to):
Dan Lescure

TELEPHONE: **510-420-3306** FAX: **510-420-9170** E-MAIL: **dlescure@crawworld.com**

TAT (STD IS 10 BUSINESS DAYS / RUSH IS CALENDAR DAYS):
 STD 5 DAY 3 DAY 2 DAY 24 HOURS ON WEEKEND

LA - RWQCB REPORT FORMAT UST AGENCY:

SITE ADDRESS: Street and City
461 8th St, Oakland

State: **CA** GLOBAL ID NO.:

EDF DELIVERABLE TO (Name, Company, Office Location): PHONE NO.: E-MAIL: CONSULTANT PROJECT NO.:
241501-010

SAMPLER NAME(S) (Print):
VARTAN HANEDANIAN

LAB USE ONLY

REQUESTED ANALYSIS

SPECIAL INSTRUCTIONS OR NOTES:

- EDD NOT NEEDED
- SHELL CONTRACT RATE APPLIES
- STATE REIMB RATE APPLIES
- RECEIPT VERIFICATION REQUESTED

cc: PDF Reports to: dlescure@crawworld.com

TPH - Purgeable (8260B)	TPH - Extractable (8015M)	BTEX (8260B)	5 Oxygenates (8260B) (MTBE, TBA, DIPE, TAME, ETBE)	MTBE (8260B)	TBA (8260B)	DIPE (8260B)	TAME (8260B)	ETBE (8260B)	1,2 DCA (8260B)	EDB (8260B)	Ethanol (8260B)	Methanol (8015M)	VOCs by 8260B	Semi-Volatiles by 8270C	Lead <input type="checkbox"/> Total <input type="checkbox"/> STLC <input type="checkbox"/> TCLP	LUFT6 <input type="checkbox"/> Total <input type="checkbox"/> STLC <input type="checkbox"/> TCLP	CAM17 <input type="checkbox"/> Total <input type="checkbox"/> STLC <input type="checkbox"/> TCLP	Test for Disposal (see attached)
-------------------------	---------------------------	--------------	---	--------------	-------------	--------------	--------------	--------------	-----------------	-------------	-----------------	------------------	---------------	-------------------------	---	--	--	----------------------------------

FIELD NOTES:
 Container/Preservative
 or PID Readings
 or Laboratory Notes

LAB USE ONLY	Field Sample Identification	SAMPLING		MATRIX	NO. OF CONT.	TPH - Purgeable (8260B)	TPH - Extractable (8015M)	BTEX (8260B)	5 Oxygenates (8260B) (MTBE, TBA, DIPE, TAME, ETBE)	MTBE (8260B)	TBA (8260B)	DIPE (8260B)	TAME (8260B)	ETBE (8260B)	1,2 DCA (8260B)	EDB (8260B)	Ethanol (8260B)	Methanol (8015M)	VOCs by 8260B	Semi-Volatiles by 8270C	Lead <input type="checkbox"/> Total <input type="checkbox"/> STLC <input type="checkbox"/> TCLP	LUFT6 <input type="checkbox"/> Total <input type="checkbox"/> STLC <input type="checkbox"/> TCLP	CAM17 <input type="checkbox"/> Total <input type="checkbox"/> STLC <input type="checkbox"/> TCLP	Test for Disposal (see attached)	TEMPERATURE ON RECEIPT C°
		DATE	TIME																						
	S8-A	1-7	10:30	VAP	1	X	X																		1 - Tedlar Bag
	S9-A	↓	10:40	VAP	1	X	X																		1 - Tedlar Bag
	S14-A	↓	10:50	VAP	1	X	X																		Tedlar Bag
	S15-A	↓	11:00	VAP	1	X	X																		Tedlar Bag
	S15-B	↓	3:30	VAP	1	X	X																		" "

Relinquished by: (Signature) Vartan Hanedanian Received by: (Signature) _____ Date: _____ Time: _____

Relinquished by: (Signature) _____ Received by: (Signature) _____ Date: _____ Time: _____

Relinquished by: (Signature) _____ Received by: (Signature) V M K Kiff Analytical Date: 010708 Time: 1621



Report Number : 60486

Date : 1/11/2008

Dan Lescure
Conestoga-Rovers & Associates
5900 Hollis Street, Suite A
Emeryville, CA 94608

Subject : 4 Vapor Samples
Project Name : 461 8th St, Oakland
Project Number : 241501-010
P.O. Number : 97093399

Dear Mr. Lescure,

Chemical analysis of the samples referenced above has been completed. Summaries of the data are contained on the following pages. Sample(s) were received under documented chain-of-custody. US EPA protocols for sample storage and preservation were followed.

Kiff Analytical is certified by the State of California (# 2236). If you have any questions regarding procedures or results, please call me at 530-297-4800.

Sincerely,

A handwritten signature in black ink, appearing to read "Joel Kiff".

Joel Kiff



Report Number : 60486

Date : 1/11/2008

Project Name : **461 8th St, Oakland**

Project Number : **241501-010**

Sample : **S-8B**

Matrix : Air

Lab Number : 60486-01

Sample Date :1/8/2008

Parameter	Measured Value	Method Reporting Limit	Units	Analysis Method	Date Analyzed
Benzene	0.60	0.050	ppmv	EPA 8260B	1/9/2008
Toluene	1.3	0.050	ppmv	EPA 8260B	1/9/2008
Ethylbenzene	0.33	0.050	ppmv	EPA 8260B	1/9/2008
Total Xylenes	1.6	0.050	ppmv	EPA 8260B	1/9/2008
TPH as Gasoline	94	5.0	ppmv	EPA 8260B	1/9/2008
Toluene - d8 (Surr)	96.8		% Recovery	EPA 8260B	1/9/2008
4-Bromofluorobenzene (Surr)	102		% Recovery	EPA 8260B	1/9/2008

Sample : **S-8C**

Matrix : Air

Lab Number : 60486-02

Sample Date :1/8/2008

Parameter	Measured Value	Method Reporting Limit	Units	Analysis Method	Date Analyzed
Benzene	20	0.40	ppmv	EPA 8260B	1/9/2008
Toluene	2.9	0.40	ppmv	EPA 8260B	1/9/2008
Ethylbenzene	5.2	0.30	ppmv	EPA 8260B	1/9/2008
Total Xylenes	3.7	0.30	ppmv	EPA 8260B	1/9/2008
TPH as Gasoline	2600	40	ppmv	EPA 8260B	1/9/2008
Toluene - d8 (Surr)	95.3		% Recovery	EPA 8260B	1/9/2008
4-Bromofluorobenzene (Surr)	98.4		% Recovery	EPA 8260B	1/9/2008

Approved By:


Joel Kiff



Report Number : 60486

Date : 1/11/2008

Project Name : **461 8th St, Oakland**

Project Number : **241501-010**

Sample : **S-14B**

Matrix : Air

Lab Number : 60486-03

Sample Date :1/8/2008

Parameter	Measured Value	Method Reporting Limit	Units	Analysis Method	Date Analyzed
Benzene	77	0.40	ppmv	EPA 8260B	1/9/2008
Toluene	52	0.40	ppmv	EPA 8260B	1/9/2008
Ethylbenzene	14	0.30	ppmv	EPA 8260B	1/9/2008
Total Xylenes	47	0.30	ppmv	EPA 8260B	1/9/2008
TPH as Gasoline	3300	70	ppmv	EPA 8260B	1/9/2008
Toluene - d8 (Surr)	91.7		% Recovery	EPA 8260B	1/9/2008
4-Bromofluorobenzene (Surr)	101		% Recovery	EPA 8260B	1/9/2008

Sample : **S-14C**

Matrix : Air

Lab Number : 60486-04

Sample Date :1/8/2008

Parameter	Measured Value	Method Reporting Limit	Units	Analysis Method	Date Analyzed
Benzene	83	0.80	ppmv	EPA 8260B	1/9/2008
Toluene	63	0.70	ppmv	EPA 8260B	1/9/2008
Ethylbenzene	17	0.60	ppmv	EPA 8260B	1/9/2008
Total Xylenes	62	0.60	ppmv	EPA 8260B	1/9/2008
TPH as Gasoline	3500	70	ppmv	EPA 8260B	1/9/2008
Toluene - d8 (Surr)	98.1		% Recovery	EPA 8260B	1/9/2008
4-Bromofluorobenzene (Surr)	97.4		% Recovery	EPA 8260B	1/9/2008

Approved By:


Joel Kiff

QC Report : Method Blank Data

Project Name : **461 8th St, Oakland**

Project Number : **241501-010**

Parameter	Measured Value	Method Reporting Limit	Units	Analysis Method	Date Analyzed
Benzene	< 0.050	0.050	ppmv	EPA 8260B	1/8/2008
Toluene	< 0.050	0.050	ppmv	EPA 8260B	1/8/2008
Ethylbenzene	< 0.050	0.050	ppmv	EPA 8260B	1/8/2008
Total Xylenes	< 0.050	0.050	ppmv	EPA 8260B	1/8/2008
TPH as Gasoline	< 5.0	5.0	ppmv	EPA 8260B	1/8/2008
Toluene - d8 (Surr)	101		%	EPA 8260B	1/8/2008
4-Bromofluorobenzene (Surr)	95.5		%	EPA 8260B	1/8/2008
Benzene	< 0.050	0.050	ppmv	EPA 8260B	1/9/2008
Toluene	< 0.050	0.050	ppmv	EPA 8260B	1/9/2008
Ethylbenzene	< 0.050	0.050	ppmv	EPA 8260B	1/9/2008
Total Xylenes	< 0.050	0.050	ppmv	EPA 8260B	1/9/2008
TPH as Gasoline	< 5.0	5.0	ppmv	EPA 8260B	1/9/2008
Toluene - d8 (Surr)	99.2		%	EPA 8260B	1/9/2008
4-Bromofluorobenzene (Surr)	97.8		%	EPA 8260B	1/9/2008
Benzene	< 0.050	0.050	ppmv	EPA 8260B	1/9/2008
Toluene	< 0.050	0.050	ppmv	EPA 8260B	1/9/2008
Ethylbenzene	< 0.050	0.050	ppmv	EPA 8260B	1/9/2008
Total Xylenes	< 0.050	0.050	ppmv	EPA 8260B	1/9/2008
TPH as Gasoline	< 5.0	5.0	ppmv	EPA 8260B	1/9/2008
Toluene - d8 (Surr)	97.6		%	EPA 8260B	1/9/2008
4-Bromofluorobenzene (Surr)	101		%	EPA 8260B	1/9/2008

Parameter	Measured Value	Method Reporting Limit	Units	Analysis Method	Date Analyzed
-----------	----------------	------------------------	-------	-----------------	---------------

Approved By:  _____
 Joel Kiff



Report Number : 60510

Date : 1/14/2008

Dan Lescure
Conestoga-Rovers & Associates
5900 Hollis Street, Suite A
Emeryville, CA 94608

Subject : 7 Vapor Samples
Project Name : 461 8th St, Oakland
Project Number : 241501-010
P.O. Number : 97093399

Dear Mr. Lescure,

Chemical analysis of the samples referenced above has been completed. Summaries of the data are contained on the following pages. Sample(s) were received under documented chain-of-custody. US EPA protocols for sample storage and preservation were followed.

Kiff Analytical is certified by the State of California (# 2236). If you have any questions regarding procedures or results, please call me at 530-297-4800.

Sincerely,

A handwritten signature in black ink, appearing to read "Joel Kiff".

Joel Kiff



Report Number : 60510

Date : 1/14/2008

Project Name : **461 8th St, Oakland**

Project Number : **241501-010**

Sample : **S-14D**

Matrix : Air

Lab Number : 60510-01

Sample Date :1/9/2008

Parameter	Measured Value	Method Reporting Limit	Units	Analysis Method	Date Analyzed
Benzene	39	0.80	ppmv	EPA 8260B	1/10/2008
Toluene	39	0.70	ppmv	EPA 8260B	1/10/2008
Ethylbenzene	9.8	0.60	ppmv	EPA 8260B	1/10/2008
Total Xylenes	37	0.60	ppmv	EPA 8260B	1/10/2008
TPH as Gasoline	1700	70	ppmv	EPA 8260B	1/10/2008
Toluene - d8 (Surr)	100		% Recovery	EPA 8260B	1/10/2008
4-Bromofluorobenzene (Surr)	100		% Recovery	EPA 8260B	1/10/2008

Sample : **S-9B**

Matrix : Air

Lab Number : 60510-02

Sample Date :1/9/2008

Parameter	Measured Value	Method Reporting Limit	Units	Analysis Method	Date Analyzed
Benzene	1.6	0.20	ppmv	EPA 8260B	1/9/2008
Toluene	2.4	0.15	ppmv	EPA 8260B	1/9/2008
Ethylbenzene	1.4	0.15	ppmv	EPA 8260B	1/9/2008
Total Xylenes	5.4	0.15	ppmv	EPA 8260B	1/9/2008
TPH as Gasoline	260	15	ppmv	EPA 8260B	1/9/2008
Toluene - d8 (Surr)	98.7		% Recovery	EPA 8260B	1/9/2008
4-Bromofluorobenzene (Surr)	96.4		% Recovery	EPA 8260B	1/9/2008

Approved By:


Joel Kiff



Report Number : 60510

Date : 1/14/2008

Project Name : **461 8th St, Oakland**

Project Number : **241501-010**

Sample : **S-9C**

Matrix : Air

Lab Number : 60510-03

Sample Date :1/9/2008

Parameter	Measured Value	Method Reporting Limit	Units	Analysis Method	Date Analyzed
Benzene	2.1	0.40	ppmv	EPA 8260B	1/9/2008
Toluene	1.8	0.40	ppmv	EPA 8260B	1/9/2008
Ethylbenzene	1.4	0.30	ppmv	EPA 8260B	1/9/2008
Total Xylenes	4.2	0.30	ppmv	EPA 8260B	1/9/2008
TPH as Gasoline	310	40	ppmv	EPA 8260B	1/9/2008
Toluene - d8 (Surr)	100		% Recovery	EPA 8260B	1/9/2008
4-Bromofluorobenzene (Surr)	97.5		% Recovery	EPA 8260B	1/9/2008

Sample : **S-16A**

Matrix : Air

Lab Number : 60510-04

Sample Date :1/9/2008

Parameter	Measured Value	Method Reporting Limit	Units	Analysis Method	Date Analyzed
Benzene	58	0.30	ppmv	EPA 8260B	1/9/2008
Toluene	72	0.25	ppmv	EPA 8260B	1/9/2008
Ethylbenzene	14	0.20	ppmv	EPA 8260B	1/9/2008
Total Xylenes	54	0.20	ppmv	EPA 8260B	1/9/2008
TPH as Gasoline	4000	70	ppmv	EPA 8260B	1/10/2008
Toluene - d8 (Surr)	88.2		% Recovery	EPA 8260B	1/9/2008
4-Bromofluorobenzene (Surr)	98.0		% Recovery	EPA 8260B	1/9/2008

Approved By:

Joel Kiff



Report Number : 60510

Date : 1/14/2008

Project Name : **461 8th St, Oakland**

Project Number : **241501-010**

Sample : **S-16B**

Matrix : Air

Lab Number : 60510-05

Sample Date :1/9/2008

Parameter	Measured Value	Method Reporting Limit	Units	Analysis Method	Date Analyzed
Benzene	88	2.0	ppmv	EPA 8260B	1/10/2008
Toluene	110	1.5	ppmv	EPA 8260B	1/10/2008
Ethylbenzene	22	1.5	ppmv	EPA 8260B	1/10/2008
Total Xylenes	94	1.5	ppmv	EPA 8260B	1/10/2008
TPH as Gasoline	3900	150	ppmv	EPA 8260B	1/10/2008
Toluene - d8 (Surr)	97.0		% Recovery	EPA 8260B	1/10/2008
4-Bromofluorobenzene (Surr)	102		% Recovery	EPA 8260B	1/10/2008

Sample : **S-13A**

Matrix : Air

Lab Number : 60510-06

Sample Date :1/9/2008

Parameter	Measured Value	Method Reporting Limit	Units	Analysis Method	Date Analyzed
Benzene	58	0.40	ppmv	EPA 8260B	1/9/2008
Toluene	110	0.40	ppmv	EPA 8260B	1/9/2008
Ethylbenzene	39	0.30	ppmv	EPA 8260B	1/9/2008
Total Xylenes	180	0.30	ppmv	EPA 8260B	1/9/2008
TPH as Gasoline	5500	100	ppmv	EPA 8260B	1/10/2008
Toluene - d8 (Surr)	92.0		% Recovery	EPA 8260B	1/9/2008
4-Bromofluorobenzene (Surr)	96.4		% Recovery	EPA 8260B	1/9/2008

Approved By:


Joel Kiff



Report Number : 60510

Date : 1/14/2008

Project Name : **461 8th St, Oakland**

Project Number : **241501-010**

Sample : **S-13B**

Matrix : Air

Lab Number : 60510-07

Sample Date :1/9/2008

Parameter	Measured Value	Method Reporting Limit	Units	Analysis Method	Date Analyzed
Benzene	64	0.80	ppmv	EPA 8260B	1/9/2008
Toluene	120	0.70	ppmv	EPA 8260B	1/9/2008
Ethylbenzene	46	0.60	ppmv	EPA 8260B	1/9/2008
Total Xylenes	240	0.60	ppmv	EPA 8260B	1/9/2008
TPH as Gasoline	5500	70	ppmv	EPA 8260B	1/9/2008
Toluene - d8 (Surr)	95.6		% Recovery	EPA 8260B	1/9/2008
4-Bromofluorobenzene (Surr)	97.7		% Recovery	EPA 8260B	1/9/2008

Approved By:


Joel Kiff

Report Number : 60510

Date : 1/14/2008

QC Report : Method Blank Data

Project Name : **461 8th St, Oakland**

Project Number : **241501-010**

Parameter	Measured Value	Method Reporting Limit	Units	Analysis Method	Date Analyzed
Benzene	< 0.050	0.050	ppmv	EPA 8260B	1/10/2008
Toluene	< 0.050	0.050	ppmv	EPA 8260B	1/10/2008
Ethylbenzene	< 0.050	0.050	ppmv	EPA 8260B	1/10/2008
Total Xylenes	< 0.050	0.050	ppmv	EPA 8260B	1/10/2008
TPH as Gasoline	< 5.0	5.0	ppmv	EPA 8260B	1/10/2008
Toluene - d8 (Surr)	100		%	EPA 8260B	1/10/2008
4-Bromofluorobenzene (Surr)	100		%	EPA 8260B	1/10/2008
Benzene	< 0.050	0.050	ppmv	EPA 8260B	1/9/2008
Toluene	< 0.050	0.050	ppmv	EPA 8260B	1/9/2008
Ethylbenzene	< 0.050	0.050	ppmv	EPA 8260B	1/9/2008
Total Xylenes	< 0.050	0.050	ppmv	EPA 8260B	1/9/2008
TPH as Gasoline	< 5.0	5.0	ppmv	EPA 8260B	1/9/2008
Toluene - d8 (Surr)	99.2		%	EPA 8260B	1/9/2008
4-Bromofluorobenzene (Surr)	97.8		%	EPA 8260B	1/9/2008
Benzene	< 0.050	0.050	ppmv	EPA 8260B	1/10/2008
Toluene	< 0.050	0.050	ppmv	EPA 8260B	1/10/2008
Ethylbenzene	< 0.050	0.050	ppmv	EPA 8260B	1/10/2008
Total Xylenes	< 0.050	0.050	ppmv	EPA 8260B	1/10/2008
TPH as Gasoline	< 5.0	5.0	ppmv	EPA 8260B	1/10/2008
Toluene - d8 (Surr)	98.4		%	EPA 8260B	1/10/2008
4-Bromofluorobenzene (Surr)	101		%	EPA 8260B	1/10/2008

Parameter	Measured Value	Method Reporting Limit	Units	Analysis Method	Date Analyzed
-----------	----------------	------------------------	-------	-----------------	---------------

Approved By:  _____
Joel Kiff

- LAB:
 TA - Irvine, California
 TA - Morgan Hill, California
 TA - Sacramento, California
 TA - Nashville, Tennessee
 Calscienc
 Other KIFF



SHELL Chain Of Custody Record

SRG#: 60510

NAME OF PERSON TO BILL: Ana Friel Denis Brown

ENVIRONMENTAL SERVICES CHECK BOX TO VERIFY IF NO INCIDENT # APPLIES

NETWORK DEV / FE BILL CONSULTANT JL

COMPLIANCE RMT/CRMT

INCIDENT # (ES ONLY): 9 7 0 9 3 3 9 9

DATE: 1-9-8

PAGE: 1 of 1

PO #: _____ SAP or CRMT #: 1 2 9 4 5 3

SAMPLING COMPANY: Conestoga-Rovers & Associates LOG CODE: CRAW

ADDRESS: 5900 Hollis St, Suite A, Emeryville, CA 94608

PROJECT CONTACT (Hardcopy or PDF Report to): Dan Lescure

TELEPHONE: 510-420-3306 FAX: 510-420-9170 E-MAIL: dlescur@craworld.com

TAT (STD IS 10 BUSINESS DAYS / RUSH IS CALENDAR DAYS):
 STD 5 DAY 3 DAY 2 DAY 24 HOURS ON WEEKEND

LA - RWQCB REPORT FORMAT UST AGENCY: _____

SITE ADDRESS: Street and City: 461 8th St, Oakland State: CA GLOBAL ID NO.: _____

EDF DELIVERABLE TO (Name, Company, Office Location): _____ PHONE NO.: _____ E-MAIL: _____ CONSULTANT PROJECT NO.: 241501-010

SAMPLER NAME(S) (Print): VARTAN HANEDANIAN

SPECIAL INSTRUCTIONS OR NOTES:
 EDD NOT NEEDED
 SHELL CONTRACT RATE APPLIES
 STATE REIMB RATE APPLIES
 RECEIPT VERIFICATION REQUESTED

cc: PDF Reports to: dlescur@craworld.com

REQUESTED ANALYSIS

LAB USE ONLY	Field Sample Identification	SAMPLING		MATRIX	NO. OF CONT.	TPH - Purgeable (8260B)	TPH - Extractable (8015M)	BTEX (8260B)	5 Oxygenates (8260B) (MTBE, TBA, DIPE, TAME, ETBE)	MTBE (8260B)	TBA (8260B)	DIPE (8260B)	TAME (8260B)	ETBE (8260B)	1,2 DCA (8260B)	EDB (8260B)	Ethanol (8260B)	Methanol (8015M)	VOCs by 8260B	Semi-Volatiles by 8270C	Lead <input type="checkbox"/> Total <input type="checkbox"/> STLC <input type="checkbox"/> TCLP	LUFTS <input type="checkbox"/> Total <input type="checkbox"/> STLC <input type="checkbox"/> TCLP	CAM17 <input type="checkbox"/> Total <input type="checkbox"/> STLC <input type="checkbox"/> TCLP	Test for Disposal (see attached)	FIELD NOTES: Container/Preservative or PID Readings or Laboratory Notes	TEMPERATURE ON RECEIPT C°
		DATE	TIME																							
	S-14D	1-9	9:15	VAP	1	X		X																	1 - Tedlar Bag	
	S-9B	1-9	10:30	VAP	1	X		X																	1 - Tedlar Bag	
	S-9C	1-9	11:40	VAP	1	X		X																	Tedlar Bag	
	S-16A	1-9	12:45	VAP	1	X		X																	Tedlar Bag	
	S-16B	1-9	1:50	VAP	1	X		X																	Tedlar Bag	
	S-13A	1-9	2:45	VAP	1	X		X																	Tedlar Bag	
	S-13B	1-9	3:45	VAP	1	X		X																	Tedlar Bag	

Relinquished by: (Signature) Vartan Hanedanian Received by: (Signature) _____ Date: _____ Time: _____

Relinquished by: (Signature) _____ Received by: (Signature) _____ Date: _____ Time: _____

Relinquished by: (Signature) _____ Received by: (Signature) KIFF Analytical Date: 010908 Time: 1551



Report Number : 60529

Date : 1/15/2008

Dan Lescure
Conestoga-Rovers & Associates
5900 Hollis Street, Suite A
Emeryville, CA 94608

Subject : 4 Vapor Samples
Project Name : 461 8th St, Oakland
Project Number : 241501-010
P.O. Number : 97093399

Dear Mr. Lescure,

Chemical analysis of the samples referenced above has been completed. Summaries of the data are contained on the following pages. Sample(s) were received under documented chain-of-custody. US EPA protocols for sample storage and preservation were followed.

Kiff Analytical is certified by the State of California (# 2236). If you have any questions regarding procedures or results, please call me at 530-297-4800.

Sincerely,

A handwritten signature in black ink, appearing to read "Joel Kiff".

Joel Kiff



Report Number : 60529

Date : 1/15/2008

Project Name : **461 8th St, Oakland**

Project Number : **241501-010**

Sample : **S-8E**

Matrix : Air

Lab Number : 60529-01

Sample Date :1/10/2008

Parameter	Measured Value	Method Reporting Limit	Units	Analysis Method	Date Analyzed
Benzene	0.28	0.050	ppmv	EPA 8260B	1/11/2008
Toluene	1.2	0.050	ppmv	EPA 8260B	1/11/2008
Ethylbenzene	0.43	0.050	ppmv	EPA 8260B	1/11/2008
Total Xylenes	2.6	0.050	ppmv	EPA 8260B	1/11/2008
TPH as Gasoline	23	5.0	ppmv	EPA 8260B	1/11/2008
Toluene - d8 (Surr)	98.1		% Recovery	EPA 8260B	1/11/2008
4-Bromofluorobenzene (Surr)	102		% Recovery	EPA 8260B	1/11/2008

Sample : **S-9E**

Matrix : Air

Lab Number : 60529-02

Sample Date :1/10/2008

Parameter	Measured Value	Method Reporting Limit	Units	Analysis Method	Date Analyzed
Benzene	0.24	0.050	ppmv	EPA 8260B	1/11/2008
Toluene	1.1	0.050	ppmv	EPA 8260B	1/11/2008
Ethylbenzene	0.38	0.050	ppmv	EPA 8260B	1/11/2008
Total Xylenes	2.4	0.050	ppmv	EPA 8260B	1/11/2008
TPH as Gasoline	26	5.0	ppmv	EPA 8260B	1/11/2008
Toluene - d8 (Surr)	102		% Recovery	EPA 8260B	1/11/2008
4-Bromofluorobenzene (Surr)	98.7		% Recovery	EPA 8260B	1/11/2008

Approved By:


Joel Kiff



Report Number : 60529

Date : 1/15/2008

Project Name : **461 8th St, Oakland**

Project Number : **241501-010**

Sample : **S-14F**

Matrix : Air

Lab Number : 60529-03

Sample Date :1/10/2008

Parameter	Measured Value	Method Reporting Limit	Units	Analysis Method	Date Analyzed
Benzene	1.4	0.15	ppmv	EPA 8260B	1/11/2008
Toluene	3.7	0.10	ppmv	EPA 8260B	1/11/2008
Ethylbenzene	1.2	0.090	ppmv	EPA 8260B	1/11/2008
Total Xylenes	6.8	0.090	ppmv	EPA 8260B	1/11/2008
TPH as Gasoline	240	10	ppmv	EPA 8260B	1/11/2008
Toluene - d8 (Surr)	98.0		% Recovery	EPA 8260B	1/11/2008
4-Bromofluorobenzene (Surr)	101		% Recovery	EPA 8260B	1/11/2008

Sample : **S-15E**

Matrix : Air

Lab Number : 60529-04

Sample Date :1/10/2008

Parameter	Measured Value	Method Reporting Limit	Units	Analysis Method	Date Analyzed
Benzene	25	0.30	ppmv	EPA 8260B	1/11/2008
Toluene	38	0.25	ppmv	EPA 8260B	1/11/2008
Ethylbenzene	2.5	0.20	ppmv	EPA 8260B	1/11/2008
Total Xylenes	11	0.20	ppmv	EPA 8260B	1/11/2008
TPH as Gasoline	1000	25	ppmv	EPA 8260B	1/11/2008
Toluene - d8 (Surr)	96.5		% Recovery	EPA 8260B	1/11/2008
4-Bromofluorobenzene (Surr)	100		% Recovery	EPA 8260B	1/11/2008

Approved By:


Joel Kiff

Report Number : 60529

Date : 1/15/2008

QC Report : Method Blank Data

Project Name : **461 8th St, Oakland**

Project Number : **241501-010**

Parameter	Measured Value	Method Reporting Limit	Units	Analysis Method	Date Analyzed
Benzene	< 0.050	0.050	ppmv	EPA 8260B	1/11/2008
Toluene	< 0.050	0.050	ppmv	EPA 8260B	1/11/2008
Ethylbenzene	< 0.050	0.050	ppmv	EPA 8260B	1/11/2008
Total Xylenes	< 0.050	0.050	ppmv	EPA 8260B	1/11/2008
TPH as Gasoline	< 5.0	5.0	ppmv	EPA 8260B	1/11/2008
Toluene - d8 (Surr)	102		%	EPA 8260B	1/11/2008
4-Bromofluorobenzene (Surr)	99.4		%	EPA 8260B	1/11/2008
Benzene	< 0.050	0.050	ppmv	EPA 8260B	1/11/2008
Toluene	< 0.050	0.050	ppmv	EPA 8260B	1/11/2008
Ethylbenzene	< 0.050	0.050	ppmv	EPA 8260B	1/11/2008
Total Xylenes	< 0.050	0.050	ppmv	EPA 8260B	1/11/2008
TPH as Gasoline	< 5.0	5.0	ppmv	EPA 8260B	1/11/2008
Toluene - d8 (Surr)	99.3		%	EPA 8260B	1/11/2008
4-Bromofluorobenzene (Surr)	102		%	EPA 8260B	1/11/2008
Benzene	< 0.050	0.050	ppmv	EPA 8260B	1/11/2008
Toluene	< 0.050	0.050	ppmv	EPA 8260B	1/11/2008
Ethylbenzene	< 0.050	0.050	ppmv	EPA 8260B	1/11/2008
Total Xylenes	< 0.050	0.050	ppmv	EPA 8260B	1/11/2008
TPH as Gasoline	< 5.0	5.0	ppmv	EPA 8260B	1/11/2008
Toluene - d8 (Surr)	98.0		%	EPA 8260B	1/11/2008
4-Bromofluorobenzene (Surr)	101		%	EPA 8260B	1/11/2008

Parameter	Measured Value	Method Reporting Limit	Units	Analysis Method	Date Analyzed
-----------	----------------	------------------------	-------	-----------------	---------------

Approved By:  _____
 Joel Kiff

KIFF ANALYTICAL, LLC

2795 2nd Street, Suite 300 Davis, CA 95618 530-297-4800

LAB:

- TA - Irvine, California
- TA - Morgan Hill, California
- TA - Sacramento, California
- TA - Nashville, Tennessee
- Colscience
- Other WPF



SHELL Chain Of Custody Record

60529

NAME OF PERSON TO BILL: Ana Friel Denis Brown

ENVIRONMENTAL SERVICES CHECK BOX TO VERIFY IF NO INCIDENT # APPLIES

NETWORK DEV / FE BILL CONSULTANT

COMPLIANCE RMT/CRMT

INCIDENT # (ES ONLY)
 9 7 0 9 3 3 9 9

PO # **SAP or CRMT #**
 1 2 9 4 5 3

DATE: 1-10-08
 PAGE: 1 of 1

SAMPLING COMPANY: Conestoga-Rovers & Associates **LOG CODE:** CRAW

ADDRESS: 5900 Hollis St, Suite A, Emeryville, CA 94608

PROJECT CONTACT (Hardcopy or PDF Report to): Dan Lescure

TELEPHONE: 510-420-3306 **FAX:** 510-420-9170 **E-MAIL:** dlescure@crawworld.com

SITE ADDRESS: Street and City 461 8th St, Oakland **State** CA **GLOBAL ID NO.:**

EDF DELIVERABLE TO (Name, Company, Office Location): **PHONE NO.:** **E-MAIL:** **CONSULTANT PROJECT NO.:** 241501-010

SAMPLER NAME(S) (Print): Jeff Schrupp **LAB USE ONLY**

TAT (STD IS 10 BUSINESS DAYS / RUSH IS CALENDAR DAYS): RESULTS NEEDED

STD 5 DAY 3 DAY 2 DAY 24 HOURS ON WEEKEND

LA - RWQCB REPORT FORMAT UST AGENCY:

SPECIAL INSTRUCTIONS OR NOTES:

- EDD NOT NEEDED
- SHELL CONTRACT RATE APPLIES
- STATE REIMB RATE APPLIES
- RECEIPT VERIFICATION REQUESTED

cc: PDF Reports to: dlescure@crawworld.com

REQUESTED ANALYSIS

TPH - Purgeable (8260B)	TPH - Extractable (8015M)	BTEX (8260B)	5 Oxygenates (8260B) (MTBE, TBA, DIPE, TAME, ETBE)	MTBE (8260B)	TBA (8260B)	DIPE (8260B)	TAME (8260B)	ETBE (8260B)	1,2 DCA (8260B)	EDB (8260B)	Ethanol (8260B)	Methanol (8015M)	VOCs by 8260B	Semi-Volatiles by 8270C	Lead <input type="checkbox"/> Total <input type="checkbox"/> STLC <input type="checkbox"/> TCLP	LUFT6 <input type="checkbox"/> Total <input type="checkbox"/> STLC <input type="checkbox"/> TCLP	CAM17 <input type="checkbox"/> Total <input type="checkbox"/> STLC <input type="checkbox"/> TCLP	Test for Disposal (see attached)	FIELD NOTES: Container/Preservative or PID Readings or Laboratory Notes
-------------------------	---------------------------	--------------	--	--------------	-------------	--------------	--------------	--------------	-----------------	-------------	-----------------	------------------	---------------	-------------------------	---	--	--	----------------------------------	---

LAB USE ONLY	Field Sample Identification	SAMPLING		MATRIX	NO. OF CONT.	TPH - Purgeable (8260B)	TPH - Extractable (8015M)	BTEX (8260B)	5 Oxygenates (8260B) (MTBE, TBA, DIPE, TAME, ETBE)	MTBE (8260B)	TBA (8260B)	DIPE (8260B)	TAME (8260B)	ETBE (8260B)	1,2 DCA (8260B)	EDB (8260B)	Ethanol (8260B)	Methanol (8015M)	VOCs by 8260B	Semi-Volatiles by 8270C	Lead <input type="checkbox"/> Total <input type="checkbox"/> STLC <input type="checkbox"/> TCLP	LUFT6 <input type="checkbox"/> Total <input type="checkbox"/> STLC <input type="checkbox"/> TCLP	CAM17 <input type="checkbox"/> Total <input type="checkbox"/> STLC <input type="checkbox"/> TCLP	Test for Disposal (see attached)	TEMPERATURE ON RECEIPT C°
		DATE	TIME																						
01	S-8E	1-10	14:15	VAP	1	X	X																		1 - Tedlar Bag
02	S-9E	1-10	14:20	VAP	1	X	X																		1 - Tedlar Bag
03	S-14F	1-10	14:25	VAP	1	X	X																		1 - Tedlar Bag
14	S-15E	1-10	14:30	VAP	1	X	X																		1 - Tedlar Bag

Relinquished by: (Signature) [Signature] Received by: (Signature) _____ Date: _____ Time: _____

Relinquished by: (Signature) _____ Received by: (Signature) _____ Date: _____ Time: _____

Relinquished by: (Signature) _____ Received by: (Signature) [Signature] Date: 01/10/08 Time: 1525



Report Number : 60529

Date : 1/15/2008

Dan Lescure
Conestoga-Rovers & Associates
5900 Hollis Street, Suite A
Emeryville, CA 94608

Subject : 4 Vapor Samples
Project Name : 461 8th St, Oakland
Project Number : 241501-010
P.O. Number : 97093399

Dear Mr. Lescure,

Chemical analysis of the samples referenced above has been completed. Summaries of the data are contained on the following pages. Sample(s) were received under documented chain-of-custody. US EPA protocols for sample storage and preservation were followed.

Kiff Analytical is certified by the State of California (# 2236). If you have any questions regarding procedures or results, please call me at 530-297-4800.

Sincerely,

A handwritten signature in black ink, appearing to read "Joel Kiff".

Joel Kiff



Report Number : 60529

Date : 1/15/2008

Project Name : **461 8th St, Oakland**

Project Number : **241501-010**

Sample : **S-8E**

Matrix : Air

Lab Number : 60529-01

Sample Date :1/10/2008

Parameter	Measured Value	Method Reporting Limit	Units	Analysis Method	Date Analyzed
Benzene	0.28	0.050	ppmv	EPA 8260B	1/11/2008
Toluene	1.2	0.050	ppmv	EPA 8260B	1/11/2008
Ethylbenzene	0.43	0.050	ppmv	EPA 8260B	1/11/2008
Total Xylenes	2.6	0.050	ppmv	EPA 8260B	1/11/2008
TPH as Gasoline	23	5.0	ppmv	EPA 8260B	1/11/2008
Toluene - d8 (Surr)	98.1		% Recovery	EPA 8260B	1/11/2008
4-Bromofluorobenzene (Surr)	102		% Recovery	EPA 8260B	1/11/2008

Sample : **S-9E**

Matrix : Air

Lab Number : 60529-02

Sample Date :1/10/2008

Parameter	Measured Value	Method Reporting Limit	Units	Analysis Method	Date Analyzed
Benzene	0.24	0.050	ppmv	EPA 8260B	1/11/2008
Toluene	1.1	0.050	ppmv	EPA 8260B	1/11/2008
Ethylbenzene	0.38	0.050	ppmv	EPA 8260B	1/11/2008
Total Xylenes	2.4	0.050	ppmv	EPA 8260B	1/11/2008
TPH as Gasoline	26	5.0	ppmv	EPA 8260B	1/11/2008
Toluene - d8 (Surr)	102		% Recovery	EPA 8260B	1/11/2008
4-Bromofluorobenzene (Surr)	98.7		% Recovery	EPA 8260B	1/11/2008

Approved By:


Joel Kiff



Report Number : 60529

Date : 1/15/2008

Project Name : **461 8th St, Oakland**

Project Number : **241501-010**

Sample : **S-14F**

Matrix : Air

Lab Number : 60529-03

Sample Date :1/10/2008

Parameter	Measured Value	Method Reporting Limit	Units	Analysis Method	Date Analyzed
Benzene	1.4	0.15	ppmv	EPA 8260B	1/11/2008
Toluene	3.7	0.10	ppmv	EPA 8260B	1/11/2008
Ethylbenzene	1.2	0.090	ppmv	EPA 8260B	1/11/2008
Total Xylenes	6.8	0.090	ppmv	EPA 8260B	1/11/2008
TPH as Gasoline	240	10	ppmv	EPA 8260B	1/11/2008
Toluene - d8 (Surr)	98.0		% Recovery	EPA 8260B	1/11/2008
4-Bromofluorobenzene (Surr)	101		% Recovery	EPA 8260B	1/11/2008

Sample : **S-15E**

Matrix : Air

Lab Number : 60529-04

Sample Date :1/10/2008

Parameter	Measured Value	Method Reporting Limit	Units	Analysis Method	Date Analyzed
Benzene	25	0.30	ppmv	EPA 8260B	1/11/2008
Toluene	38	0.25	ppmv	EPA 8260B	1/11/2008
Ethylbenzene	2.5	0.20	ppmv	EPA 8260B	1/11/2008
Total Xylenes	11	0.20	ppmv	EPA 8260B	1/11/2008
TPH as Gasoline	1000	25	ppmv	EPA 8260B	1/11/2008
Toluene - d8 (Surr)	96.5		% Recovery	EPA 8260B	1/11/2008
4-Bromofluorobenzene (Surr)	100		% Recovery	EPA 8260B	1/11/2008

Approved By:

Joel Kiff

Report Number : 60529

Date : 1/15/2008

QC Report : Method Blank Data

Project Name : **461 8th St, Oakland**

Project Number : **241501-010**

Parameter	Measured Value	Method Reporting Limit	Units	Analysis Method	Date Analyzed
Benzene	< 0.050	0.050	ppmv	EPA 8260B	1/11/2008
Toluene	< 0.050	0.050	ppmv	EPA 8260B	1/11/2008
Ethylbenzene	< 0.050	0.050	ppmv	EPA 8260B	1/11/2008
Total Xylenes	< 0.050	0.050	ppmv	EPA 8260B	1/11/2008
TPH as Gasoline	< 5.0	5.0	ppmv	EPA 8260B	1/11/2008
Toluene - d8 (Surr)	102		%	EPA 8260B	1/11/2008
4-Bromofluorobenzene (Surr)	99.4		%	EPA 8260B	1/11/2008
Benzene	< 0.050	0.050	ppmv	EPA 8260B	1/11/2008
Toluene	< 0.050	0.050	ppmv	EPA 8260B	1/11/2008
Ethylbenzene	< 0.050	0.050	ppmv	EPA 8260B	1/11/2008
Total Xylenes	< 0.050	0.050	ppmv	EPA 8260B	1/11/2008
TPH as Gasoline	< 5.0	5.0	ppmv	EPA 8260B	1/11/2008
Toluene - d8 (Surr)	99.3		%	EPA 8260B	1/11/2008
4-Bromofluorobenzene (Surr)	102		%	EPA 8260B	1/11/2008
Benzene	< 0.050	0.050	ppmv	EPA 8260B	1/11/2008
Toluene	< 0.050	0.050	ppmv	EPA 8260B	1/11/2008
Ethylbenzene	< 0.050	0.050	ppmv	EPA 8260B	1/11/2008
Total Xylenes	< 0.050	0.050	ppmv	EPA 8260B	1/11/2008
TPH as Gasoline	< 5.0	5.0	ppmv	EPA 8260B	1/11/2008
Toluene - d8 (Surr)	98.0		%	EPA 8260B	1/11/2008
4-Bromofluorobenzene (Surr)	101		%	EPA 8260B	1/11/2008

Parameter	Measured Value	Method Reporting Limit	Units	Analysis Method	Date Analyzed
-----------	----------------	------------------------	-------	-----------------	---------------

Approved By:  _____
 Joel Kiff

KIFF ANALYTICAL, LLC

2795 2nd Street, Suite 300 Davis, CA 95618 530-297-4800

LAB:

- TA - Irvine, California
- TA - Morgan Hill, California
- TA - Sacramento, California
- TA - Nashville, Tennessee
- Colscience
- Other WPF



SHELL Chain Of Custody Record

60529

NAME OF PERSON TO BILL: Ana Friel Denis Brown

ENVIRONMENTAL SERVICES CHECK BOX TO VERIFY IF NO INCIDENT # APPLIES

NETWORK DEV / FE BILL CONSULTANT

COMPLIANCE RMT/CRMT

INCIDENT # (ES ONLY)
 9 7 0 9 3 3 9 9

PO # _____ **SAP or CRMT #**
 1 2 9 4 5 3

DATE: 1-10-08
 PAGE: 1 of 1

SAMPLING COMPANY: Conestoga-Rovers & Associates **LOG CODE:** CRAW

ADDRESS: 5900 Hollis St, Suite A, Emeryville, CA 94608

PROJECT CONTACT (Hardcopy or PDF Report to): Dan Lescure

TELEPHONE: 510-420-3306 **FAX:** 510-420-9170 **E-MAIL:** dlescur@craworld.com

SITE ADDRESS: Street and City 461 8th St, Oakland **State** CA **GLOBAL ID NO.:** _____

EDF DELIVERABLE TO (Name, Company, Office Location): _____ **PHONE NO.:** _____ **E-MAIL:** _____ **CONSULTANT PROJECT NO.:** 241501-010

SAMPLER NAME(S) (Print): Jeff Schrupp **LAB USE ONLY**

TAT (STD IS 10 BUSINESS DAYS / RUSH IS CALENDAR DAYS): RESULTS NEEDED

STD 5 DAY 3 DAY 2 DAY 24 HOURS ON WEEKEND

LA - RWQCB REPORT FORMAT UST AGENCY: _____

SPECIAL INSTRUCTIONS OR NOTES:

- EDD NOT NEEDED
- SHELL CONTRACT RATE APPLIES
- STATE REIMB RATE APPLIES
- RECEIPT VERIFICATION REQUESTED

cc: PDF Reports to: dlescur@craworld.com

REQUESTED ANALYSIS

TPH - Purgeable (8260B)	TPH - Extractable (8015M)	BTEX (8260B)	5 Oxygenates (8260B) (MTBE, TBA, DIPE, TAME, ETBE)	MTBE (8260B)	TBA (8260B)	DIPE (8260B)	TAME (8260B)	ETBE (8260B)	1,2 DCA (8260B)	EDB (8260B)	Ethanol (8260B)	Methanol (8015M)	VOCs by 8260B	Semi-Volatiles by 8270C	Lead <input type="checkbox"/> Total <input type="checkbox"/> STLC <input type="checkbox"/> TCLP	LUFT6 <input type="checkbox"/> Total <input type="checkbox"/> STLC <input type="checkbox"/> TCLP	CAM17 <input type="checkbox"/> Total <input type="checkbox"/> STLC <input type="checkbox"/> TCLP	Test for Disposal (see attached)	FIELD NOTES: Container/Preservative or PID Readings or Laboratory Notes
-------------------------	---------------------------	--------------	--	--------------	-------------	--------------	--------------	--------------	-----------------	-------------	-----------------	------------------	---------------	-------------------------	---	--	--	----------------------------------	---

TEMPERATURE ON RECEIPT C° _____

LAB USE ONLY	Field Sample Identification	SAMPLING		MATRIX	NO. OF CONT.	TPH - Purgeable (8260B)	TPH - Extractable (8015M)	BTEX (8260B)	5 Oxygenates (8260B) (MTBE, TBA, DIPE, TAME, ETBE)	MTBE (8260B)	TBA (8260B)	DIPE (8260B)	TAME (8260B)	ETBE (8260B)	1,2 DCA (8260B)	EDB (8260B)	Ethanol (8260B)	Methanol (8015M)	VOCs by 8260B	Semi-Volatiles by 8270C	Lead <input type="checkbox"/> Total <input type="checkbox"/> STLC <input type="checkbox"/> TCLP	LUFT6 <input type="checkbox"/> Total <input type="checkbox"/> STLC <input type="checkbox"/> TCLP	CAM17 <input type="checkbox"/> Total <input type="checkbox"/> STLC <input type="checkbox"/> TCLP	Test for Disposal (see attached)	FIELD NOTES
		DATE	TIME																						
01	S-8E	1-10	14:15	VAP	1	X	X																		1 - Tedlar Bag
02	S-9E	1-10	14:20	VAP	1	X	X																		1 - Tedlar Bag
03	S-14F	1-10	14:25	VAP	1	X	X																		1 - Tedlar Bag
14	S-15E	1-10	14:30	VAP	1	X	X																		1 - Tedlar Bag

Relinquished by: (Signature) [Signature] Received by: (Signature) _____ Date: _____ Time: _____

Relinquished by: (Signature) _____ Received by: (Signature) _____ Date: _____ Time: _____

Relinquished by: (Signature) _____ Received by: (Signature) [Signature] Date: 01/10/08 Time: 1525



Report Number : 60552

Date : 01/21/2008

Dan Lescure
Conestoga-Rovers & Associates
5900 Hollis Street, Suite A
Emeryville, CA 94608

Subject : 20 Vapor Samples
Project Name : 461 8th St, Oakland
Project Number : 241501-010
P.O. Number : 97093399

Dear Mr. Lescure,

Chemical analysis of the samples referenced above has been completed. Summaries of the data are contained on the following pages. Sample(s) were received under documented chain-of-custody. US EPA protocols for sample storage and preservation were followed.

Kiff Analytical is certified by the State of California (# 2236). If you have any questions regarding procedures or results, please call me at 530-297-4800.

Sincerely,

A handwritten signature in black ink, appearing to read "Joel Kiff".

Joel Kiff



Report Number : 60552

Date : 01/21/2008

Subject : 20 Vapor Samples
Project Name : 461 8th St, Oakland
Project Number : 241501-010
P.O. Number : 97093399

Case Narrative

The reported value for TPH as Gasoline for sample S-15J exceeded the calibration range of the instrument and is flagged with a "J" to indicate that it is an estimate.

Approved By: _____

A handwritten signature in black ink, appearing to read "Joel Kiff", is written over a horizontal line. Below the line, the name "Joel Kiff" is printed in a standard black font.

Project Name : **461 8th St, Oakland**

Project Number : **241501-010**

Sample : **S-8F**

Matrix : Air

Lab Number : 60552-01

Sample Date :01/10/2008

Parameter	Measured Value	Method Reporting Limit	Units	Analysis Method	Date Analyzed
Benzene	5.6	0.20	ppmv	EPA 8260B	01/11/2008
Toluene	29	0.15	ppmv	EPA 8260B	01/11/2008
Ethylbenzene	6.0	0.15	ppmv	EPA 8260B	01/11/2008
Total Xylenes	31	0.15	ppmv	EPA 8260B	01/11/2008
TPH as Gasoline	320	15	ppmv	EPA 8260B	01/11/2008
Toluene - d8 (Surr)	100		% Recovery	EPA 8260B	01/11/2008
4-Bromofluorobenzene (Surr)	97.5		% Recovery	EPA 8260B	01/11/2008

Sample : **S-9F**

Matrix : Air

Lab Number : 60552-02

Sample Date :01/10/2008

Parameter	Measured Value	Method Reporting Limit	Units	Analysis Method	Date Analyzed
Benzene	13	0.40	ppmv	EPA 8260B	01/11/2008
Toluene	60	0.40	ppmv	EPA 8260B	01/11/2008
Ethylbenzene	9.3	0.30	ppmv	EPA 8260B	01/11/2008
Total Xylenes	48	0.30	ppmv	EPA 8260B	01/11/2008
TPH as Gasoline	560	40	ppmv	EPA 8260B	01/11/2008
Toluene - d8 (Surr)	97.8		% Recovery	EPA 8260B	01/11/2008
4-Bromofluorobenzene (Surr)	100		% Recovery	EPA 8260B	01/11/2008

Approved By:

Joel Kiff



Report Number : 60552

Date : 01/21/2008

Project Name : **461 8th St, Oakland**

Project Number : **241501-010**

Sample : **S-14G**

Matrix : Air

Lab Number : 60552-03

Sample Date :01/10/2008

Parameter	Measured Value	Method Reporting Limit	Units	Analysis Method	Date Analyzed
Benzene	240	2.0	ppmv	EPA 8260B	01/11/2008
Toluene	400	1.5	ppmv	EPA 8260B	01/11/2008
Ethylbenzene	50	1.5	ppmv	EPA 8260B	01/11/2008
Total Xylenes	220	1.5	ppmv	EPA 8260B	01/11/2008
TPH as Gasoline	24000	700	ppmv	EPA 8260B	01/12/2008
Toluene - d8 (Surr)	88.4		% Recovery	EPA 8260B	01/11/2008
4-Bromofluorobenzene (Surr)	102		% Recovery	EPA 8260B	01/11/2008

Sample : **S-15F**

Matrix : Air

Lab Number : 60552-04

Sample Date :01/10/2008

Parameter	Measured Value	Method Reporting Limit	Units	Analysis Method	Date Analyzed
Benzene	890	4.0	ppmv	EPA 8260B	01/11/2008
Toluene	2000	4.0	ppmv	EPA 8260B	01/11/2008
Ethylbenzene	110	3.0	ppmv	EPA 8260B	01/11/2008
Total Xylenes	420	3.0	ppmv	EPA 8260B	01/11/2008
TPH as Gasoline	31000	700	ppmv	EPA 8260B	01/12/2008
Toluene - d8 (Surr)	93.0		% Recovery	EPA 8260B	01/11/2008
4-Bromofluorobenzene (Surr)	99.6		% Recovery	EPA 8260B	01/11/2008

Approved By:


Joel Kiff



Report Number : 60552

Date : 01/21/2008

Project Name : **461 8th St, Oakland**

Project Number : **241501-010**

Sample : **S-8G**

Matrix : Air

Lab Number : 60552-05

Sample Date :01/10/2008

Parameter	Measured Value	Method Reporting Limit	Units	Analysis Method	Date Analyzed
Benzene	7.8	2.0	ppmv	EPA 8260B	01/11/2008
Toluene	31	1.5	ppmv	EPA 8260B	01/11/2008
Ethylbenzene	4.7	1.5	ppmv	EPA 8260B	01/11/2008
Total Xylenes	23	1.5	ppmv	EPA 8260B	01/11/2008
TPH as Gasoline	560	150	ppmv	EPA 8260B	01/11/2008
Toluene - d8 (Surr)	101		% Recovery	EPA 8260B	01/11/2008
4-Bromofluorobenzene (Surr)	99.1		% Recovery	EPA 8260B	01/11/2008

Sample : **S-9G**

Matrix : Air

Lab Number : 60552-06

Sample Date :01/10/2008

Parameter	Measured Value	Method Reporting Limit	Units	Analysis Method	Date Analyzed
Benzene	31	2.0	ppmv	EPA 8260B	01/11/2008
Toluene	110	1.5	ppmv	EPA 8260B	01/11/2008
Ethylbenzene	15	1.5	ppmv	EPA 8260B	01/11/2008
Total Xylenes	73	1.5	ppmv	EPA 8260B	01/11/2008
TPH as Gasoline	1000	150	ppmv	EPA 8260B	01/11/2008
Toluene - d8 (Surr)	101		% Recovery	EPA 8260B	01/11/2008
4-Bromofluorobenzene (Surr)	100		% Recovery	EPA 8260B	01/11/2008

Approved By:


Joel Kiff



Report Number : 60552

Date : 01/21/2008

Project Name : **461 8th St, Oakland**

Project Number : **241501-010**

Sample : **S-14H**

Matrix : Air

Lab Number : 60552-07

Sample Date :01/10/2008

Parameter	Measured Value	Method Reporting Limit	Units	Analysis Method	Date Analyzed
Benzene	400	3.0	ppmv	EPA 8260B	01/12/2008
Toluene	810	2.5	ppmv	EPA 8260B	01/12/2008
Ethylbenzene	100	2.0	ppmv	EPA 8260B	01/12/2008
Total Xylenes	280	6.0	ppmv	EPA 8260B	01/12/2008
TPH as Gasoline	24000	700	ppmv	EPA 8260B	01/12/2008
Toluene - d8 (Surr)	92.0		% Recovery	EPA 8260B	01/12/2008
4-Bromofluorobenzene (Surr)	97.3		% Recovery	EPA 8260B	01/12/2008

Sample : **S-15G**

Matrix : Air

Lab Number : 60552-08

Sample Date :01/10/2008

Parameter	Measured Value	Method Reporting Limit	Units	Analysis Method	Date Analyzed
Benzene	1200	3.0	ppmv	EPA 8260B	01/11/2008
Toluene	960	2.5	ppmv	EPA 8260B	01/11/2008
Ethylbenzene	18	2.0	ppmv	EPA 8260B	01/11/2008
Total Xylenes	65	2.0	ppmv	EPA 8260B	01/11/2008
TPH as Gasoline	60000	700	ppmv	EPA 8260B	01/12/2008
Toluene - d8 (Surr)	86.4		% Recovery	EPA 8260B	01/11/2008
4-Bromofluorobenzene (Surr)	102		% Recovery	EPA 8260B	01/11/2008

Approved By:

Joel Kiff



Report Number : 60552

Date : 01/21/2008

Project Name : 461 8th St, Oakland

Project Number : 241501-010

Sample : S-8H

Matrix : Air

Lab Number : 60552-09

Sample Date :01/11/2008

Parameter	Measured Value	Method Reporting Limit	Units	Analysis Method	Date Analyzed
Benzene	2.3	0.40	ppmv	EPA 8260B	01/11/2008
Toluene	12	0.40	ppmv	EPA 8260B	01/11/2008
Ethylbenzene	2.1	0.30	ppmv	EPA 8260B	01/11/2008
Total Xylenes	11	0.30	ppmv	EPA 8260B	01/11/2008
TPH as Gasoline	140	40	ppmv	EPA 8260B	01/11/2008
Toluene - d8 (Surr)	101		% Recovery	EPA 8260B	01/11/2008
4-Bromofluorobenzene (Surr)	99.1		% Recovery	EPA 8260B	01/11/2008

Sample : S-9H

Matrix : Air

Lab Number : 60552-10

Sample Date :01/11/2008

Parameter	Measured Value	Method Reporting Limit	Units	Analysis Method	Date Analyzed
Benzene	1.9	0.40	ppmv	EPA 8260B	01/11/2008
Toluene	9.9	0.40	ppmv	EPA 8260B	01/11/2008
Ethylbenzene	1.6	0.30	ppmv	EPA 8260B	01/11/2008
Total Xylenes	8.4	0.30	ppmv	EPA 8260B	01/11/2008
TPH as Gasoline	130	40	ppmv	EPA 8260B	01/11/2008
Toluene - d8 (Surr)	99.0		% Recovery	EPA 8260B	01/11/2008
4-Bromofluorobenzene (Surr)	101		% Recovery	EPA 8260B	01/11/2008

Approved By:

Joel Kiff



Report Number : 60552

Date : 01/21/2008

Project Name : **461 8th St, Oakland**

Project Number : **241501-010**

Sample : **S-14I**

Matrix : Air

Lab Number : 60552-11

Sample Date :01/11/2008

Parameter	Measured Value	Method Reporting Limit	Units	Analysis Method	Date Analyzed
Benzene	12	0.60	ppmv	EPA 8260B	01/11/2008
Toluene	30	0.50	ppmv	EPA 8260B	01/11/2008
Ethylbenzene	4.7	0.40	ppmv	EPA 8260B	01/11/2008
Total Xylenes	24	0.40	ppmv	EPA 8260B	01/11/2008
TPH as Gasoline	1200	50	ppmv	EPA 8260B	01/11/2008
Toluene - d8 (Surr)	96.2		% Recovery	EPA 8260B	01/11/2008
4-Bromofluorobenzene (Surr)	99.9		% Recovery	EPA 8260B	01/11/2008

Sample : **S-15H**

Matrix : Air

Lab Number : 60552-12

Sample Date :01/11/2008

Parameter	Measured Value	Method Reporting Limit	Units	Analysis Method	Date Analyzed
Benzene	50	3.0	ppmv	EPA 8260B	01/11/2008
Toluene	230	2.5	ppmv	EPA 8260B	01/11/2008
Ethylbenzene	25	2.0	ppmv	EPA 8260B	01/11/2008
Total Xylenes	110	2.0	ppmv	EPA 8260B	01/11/2008
TPH as Gasoline	1800	250	ppmv	EPA 8260B	01/11/2008
Toluene - d8 (Surr)	101		% Recovery	EPA 8260B	01/11/2008
4-Bromofluorobenzene (Surr)	100		% Recovery	EPA 8260B	01/11/2008

Approved By:


Joel Kiff



Report Number : 60552

Date : 01/21/2008

Project Name : 461 8th St, Oakland

Project Number : 241501-010

Sample : S-8I

Matrix : Air

Lab Number : 60552-13

Sample Date :01/11/2008

Parameter	Measured Value	Method Reporting Limit	Units	Analysis Method	Date Analyzed
Benzene	40	4.0	ppmv	EPA 8260B	01/12/2008
Toluene	140	4.0	ppmv	EPA 8260B	01/12/2008
Ethylbenzene	28	3.0	ppmv	EPA 8260B	01/12/2008
Total Xylenes	150	3.0	ppmv	EPA 8260B	01/12/2008
TPH as Gasoline	7300	400	ppmv	EPA 8260B	01/12/2008
Toluene - d8 (Surr)	97.7		% Recovery	EPA 8260B	01/12/2008
4-Bromofluorobenzene (Surr)	102		% Recovery	EPA 8260B	01/12/2008

Sample : S-9I

Matrix : Air

Lab Number : 60552-14

Sample Date :01/11/2008

Parameter	Measured Value	Method Reporting Limit	Units	Analysis Method	Date Analyzed
Benzene	6.5	0.80	ppmv	EPA 8260B	01/11/2008
Toluene	38	0.70	ppmv	EPA 8260B	01/11/2008
Ethylbenzene	6.2	0.60	ppmv	EPA 8260B	01/11/2008
Total Xylenes	33	0.60	ppmv	EPA 8260B	01/11/2008
TPH as Gasoline	390	70	ppmv	EPA 8260B	01/11/2008
Toluene - d8 (Surr)	101		% Recovery	EPA 8260B	01/11/2008
4-Bromofluorobenzene (Surr)	98.4		% Recovery	EPA 8260B	01/11/2008

Approved By:

Joel Kiff



Report Number : 60552

Date : 01/21/2008

Project Name : **461 8th St, Oakland**

Project Number : **241501-010**

Sample : **S-14J**

Matrix : Air

Lab Number : 60552-15

Sample Date :01/11/2008

Parameter	Measured Value	Method Reporting Limit	Units	Analysis Method	Date Analyzed
Benzene	96	2.0	ppmv	EPA 8260B	01/14/2008
Toluene	310	1.5	ppmv	EPA 8260B	01/14/2008
Ethylbenzene	56	1.5	ppmv	EPA 8260B	01/14/2008
Total Xylenes	280	1.5	ppmv	EPA 8260B	01/14/2008
TPH as Gasoline	7400	150	ppmv	EPA 8260B	01/14/2008
Toluene - d8 (Surr)	94.6		% Recovery	EPA 8260B	01/14/2008
4-Bromofluorobenzene (Surr)	101		% Recovery	EPA 8260B	01/14/2008

Sample : **S-15I**

Matrix : Air

Lab Number : 60552-16

Sample Date :01/11/2008

Parameter	Measured Value	Method Reporting Limit	Units	Analysis Method	Date Analyzed
Benzene	890	3.0	ppmv	EPA 8260B	01/11/2008
Toluene	1300	2.5	ppmv	EPA 8260B	01/11/2008
Ethylbenzene	54	2.0	ppmv	EPA 8260B	01/11/2008
Total Xylenes	200	2.0	ppmv	EPA 8260B	01/11/2008
TPH as Gasoline	57000	700	ppmv	EPA 8260B	01/12/2008
Toluene - d8 (Surr)	83.4		% Recovery	EPA 8260B	01/11/2008
4-Bromofluorobenzene (Surr)	100		% Recovery	EPA 8260B	01/11/2008

Approved By:


Joel Kiff



Report Number : 60552

Date : 01/21/2008

Project Name : **461 8th St, Oakland**

Project Number : **241501-010**

Sample : **S-8J**

Matrix : Air

Lab Number : 60552-17

Sample Date :01/11/2008

Parameter	Measured Value	Method Reporting Limit	Units	Analysis Method	Date Analyzed
Benzene	6.5	0.80	ppmv	EPA 8260B	01/11/2008
Toluene	28	0.70	ppmv	EPA 8260B	01/11/2008
Ethylbenzene	6.6	0.60	ppmv	EPA 8260B	01/11/2008
Total Xylenes	29	0.60	ppmv	EPA 8260B	01/11/2008
TPH as Gasoline	770	70	ppmv	EPA 8260B	01/11/2008
Toluene - d8 (Surr)	97.7		% Recovery	EPA 8260B	01/11/2008
4-Bromofluorobenzene (Surr)	101		% Recovery	EPA 8260B	01/11/2008

Sample : **S-9J**

Matrix : Air

Lab Number : 60552-18

Sample Date :01/11/2008

Parameter	Measured Value	Method Reporting Limit	Units	Analysis Method	Date Analyzed
Benzene	110	3.0	ppmv	EPA 8260B	01/12/2008
Toluene	99	2.5	ppmv	EPA 8260B	01/12/2008
Ethylbenzene	27	2.0	ppmv	EPA 8260B	01/12/2008
Total Xylenes	85	2.0	ppmv	EPA 8260B	01/12/2008
TPH as Gasoline	18000	250	ppmv	EPA 8260B	01/12/2008
Toluene - d8 (Surr)	93.4		% Recovery	EPA 8260B	01/12/2008
4-Bromofluorobenzene (Surr)	99.8		% Recovery	EPA 8260B	01/12/2008

Approved By:


Joel Kiff



Report Number : 60552

Date : 01/21/2008

Project Name : 461 8th St, Oakland

Project Number : 241501-010

Sample : S-14K

Matrix : Air

Lab Number : 60552-19

Sample Date :01/11/2008

Parameter	Measured Value	Method Reporting Limit	Units	Analysis Method	Date Analyzed
Benzene	83	2.0	ppmv	EPA 8260B	01/14/2008
Toluene	210	1.5	ppmv	EPA 8260B	01/14/2008
Ethylbenzene	37	1.5	ppmv	EPA 8260B	01/14/2008
Total Xylenes	180	1.5	ppmv	EPA 8260B	01/14/2008
TPH as Gasoline	6900	150	ppmv	EPA 8260B	01/14/2008
Toluene - d8 (Surr)	94.9		% Recovery	EPA 8260B	01/14/2008
4-Bromofluorobenzene (Surr)	101		% Recovery	EPA 8260B	01/14/2008

Sample : S-15J

Matrix : Air

Lab Number : 60552-20

Sample Date :01/11/2008

Parameter	Measured Value	Method Reporting Limit	Units	Analysis Method	Date Analyzed
Benzene	710	3.0	ppmv	EPA 8260B	01/12/2008
Toluene	940	2.5	ppmv	EPA 8260B	01/12/2008
Ethylbenzene	46	2.0	ppmv	EPA 8260B	01/12/2008
Total Xylenes	170	2.0	ppmv	EPA 8260B	01/12/2008
TPH as Gasoline	30000 J	250	ppmv	EPA 8260B	01/12/2008
Toluene - d8 (Surr)	90.3		% Recovery	EPA 8260B	01/12/2008
4-Bromofluorobenzene (Surr)	99.6		% Recovery	EPA 8260B	01/12/2008

Approved By:

Joel Kiff

QC Report : Method Blank Data

Project Name : **461 8th St, Oakland**

Project Number : **241501-010**

Parameter	Measured Value	Method Reporting Limit	Units	Analysis Method	Date Analyzed
Benzene	< 0.050	0.050	ppmv	EPA 8260B	01/11/2008
Ethylbenzene	< 0.050	0.050	ppmv	EPA 8260B	01/11/2008
Toluene	< 0.050	0.050	ppmv	EPA 8260B	01/11/2008
Total Xylenes	< 0.050	0.050	ppmv	EPA 8260B	01/11/2008
TPH as Gasoline	< 5.0	5.0	ppmv	EPA 8260B	01/11/2008
4-Bromofluorobenzene (Surr)	99.4		%	EPA 8260B	01/11/2008
Toluene - d8 (Surr)	102		%	EPA 8260B	01/11/2008
Total Xylenes	< 0.050	0.050	ppmv	EPA 8260B	01/12/2008
TPH as Gasoline	< 5.0	5.0	ppmv	EPA 8260B	01/12/2008
Benzene	< 0.050	0.050	ppmv	EPA 8260B	01/11/2008
Ethylbenzene	< 0.050	0.050	ppmv	EPA 8260B	01/11/2008
Toluene	< 0.050	0.050	ppmv	EPA 8260B	01/11/2008
Total Xylenes	< 0.050	0.050	ppmv	EPA 8260B	01/11/2008
TPH as Gasoline	< 5.0	5.0	ppmv	EPA 8260B	01/11/2008
4-Bromofluorobenzene (Surr)	96.4		%	EPA 8260B	01/11/2008
Toluene - d8 (Surr)	100		%	EPA 8260B	01/11/2008
TPH as Gasoline	< 5.0	5.0	ppmv	EPA 8260B	01/12/2008

Parameter	Measured Value	Method Reporting Limit	Units	Analysis Method	Date Analyzed
Benzene	< 0.050	0.050	ppmv	EPA 8260B	01/11/2008
Ethylbenzene	< 0.050	0.050	ppmv	EPA 8260B	01/11/2008
Toluene	< 0.050	0.050	ppmv	EPA 8260B	01/11/2008
Total Xylenes	< 0.050	0.050	ppmv	EPA 8260B	01/11/2008
TPH as Gasoline	< 5.0	5.0	ppmv	EPA 8260B	01/11/2008
4-Bromofluorobenzene (Surr)	102		%	EPA 8260B	01/11/2008
Toluene - d8 (Surr)	99.3		%	EPA 8260B	01/11/2008
TPH as Gasoline	< 5.0	5.0	ppmv	EPA 8260B	01/12/2008
Benzene	< 0.050	0.050	ppmv	EPA 8260B	01/14/2008
Ethylbenzene	< 0.050	0.050	ppmv	EPA 8260B	01/14/2008
Toluene	< 0.050	0.050	ppmv	EPA 8260B	01/14/2008
Total Xylenes	< 0.050	0.050	ppmv	EPA 8260B	01/14/2008
TPH as Gasoline	< 5.0	5.0	ppmv	EPA 8260B	01/14/2008
4-Bromofluorobenzene (Surr)	100		%	EPA 8260B	01/14/2008
Toluene - d8 (Surr)	97.9		%	EPA 8260B	01/14/2008

Approved By:  _____
 Joel Kiff

LAB:

- TA - Irvine, California
- TA - Morgan Hill, California
- TA - Sacramento, California
- TA - Nashville, Tennessee
- Calscience
- Other **KIFF**



SHELL Chain Of Custody Record

60552

NAME OF PERSON TO BILL: ~~Ana Friel~~ Denis Brown

INCIDENT # (ES ONLY)

ENVIRONMENTAL SERVICES

CHECK BOX TO VERIFY IF NO INCIDENT # APPLIES

9 7 0 9 3 3 9 9

DATE: 1-10-08

NETWORK DEV / FE

BILL CONSULTANT

PO #

SAP or CRMT #

COMPLIANCE

RMT/CRMT

1 2 9 4 5 3

PAGE: 1 of 2

SAMPLING COMPANY: **Conestoga-Rovers & Associates** LOG CODE: **CRAW** SITE ADDRESS: Street and City: **461 8th St, Oakland** State: **CA** GLOBAL ID NO.:

ADDRESS: **5900 Hollis St, Suite A, Emeryville, CA 94608** EDF DELIVERABLE TO (Name, Company, Office Location): PHONE NO.: E-MAIL: CONSULTANT PROJECT NO.: **241501-010**

PROJECT CONTACT (Hardcopy or PDF Report to): **Dan Lescure** SAMPLER NAME(S) (Print): **Jeff Schrupp** LAB USE ONLY

TELEPHONE: **510-420-3306** FAX: **510-420-9170** E-MAIL: **dlescur@croworld.com**

TAT (STD IS 10 BUSINESS DAYS / RUSH IS CALENDAR DAYS): STD 5 DAY 3 DAY 2 DAY 24 HOURS **8A** ON WEEKEND RESULTS NEEDED

LA - RWQCB REPORT FORMAT UST AGENCY:

SPECIAL INSTRUCTIONS OR NOTES:

- EDD NOT NEEDED
- SHELL CONTRACT RATE APPLIES
- STATE REIMB RATE APPLIES
- RECEIPT VERIFICATION REQUESTED

cc: PDF Reports to: dlescur@croworld.com

LAB USE ONLY	Field Sample Identification	SAMPLING		MATRIX	NO. OF CONT.	REQUESTED ANALYSIS													FIELD NOTES: Container/Preservative or PID Readings or Laboratory Notes						
		DATE	TIME			TPH - Purgeable (8260B)	TPH - Extractable (8015M)	BTEX (8260B)	5 Oxygenates (8260B) (MTBE, TBA, DIPE, TAME, ETBE)	MTBE (8260B)	TBA (8260B)	DIPE (8260B)	TAME (8260B)	ETBE (8260B)	1,2 DCA (8260B)	EDB (8260B)	Ethanol (8260B)	Methanol (8015M)		VOCs by 8260B	Semi-Volatiles by 8270C	Lead <input type="checkbox"/> Total <input type="checkbox"/> STLC <input type="checkbox"/> TCLP	LUFT5 <input type="checkbox"/> Total <input type="checkbox"/> STLC <input type="checkbox"/> TCLP	CAM17 <input type="checkbox"/> Total <input type="checkbox"/> STLC <input type="checkbox"/> TCLP	Test for Disposal (see attached)
	S-9 F	1-10	16:15	VAP	1	X	X																		1 - Tedlar Bag
	S-9 F	1-10	16:20	VAP	1	X	X																		1 - Tedlar Bag
	S-14 G	1-10	16:25	VAP	1	X	X																		1 - Tedlar Bag
	S-15 F	1-10	16:30	VAP	1	X	X																		1 - Tedlar Bag
	S-8 G	1-10	18:15	VAP	1	X	X																		1 - Tedlar Bag
	S-9 G	1-10	18:20	VAP	1	X	X																		1 - Tedlar Bag
	S-14 H	1-10	18:25	VAP	1	X	X																		1 - Tedlar Bag
	S-15 G	1-10	18:30	VAP	1	X	X																		1 - Tedlar Bag
	S-8 H	1-11	7:40	VAP	1	X	X																		1 - Tedlar Bag
	S-9 H	1-11	7:45	VAP	1	X	X																		1 - Tedlar Bag

Relinquished by: (Signature) <i>[Signature]</i>	Received by: (Signature) <i>[Signature]</i>	Date:	Time:
Relinquished by: (Signature)	Received by: (Signature)	Date:	Time:
Relinquished by: (Signature)	Received by: (Signature) <i>[Signature]</i> KIE Analytical	Date: 01/10/08	Time: 1501

Project Contact (Hardcopy or PDF To): _____ California EDF Report? Yes No

Company / Address: _____ Sampling Company Log Code: _____

Phone #: _____ Fax #: _____ Global ID: _____

Project #: 291501 P.O. #: _____ EDF Deliverable To (Email Address): _____

Project Name: _____ Sampler Signature: _____

Chain-of-Custody Record and Analysis Request

Project Address:	Sampling		Container				Preservative			Matrix			
	Date	Time	40 ml VOA	Sleeve	Poly	Glass	Tedlar	HCl	HNO ₃	None	Water	Soil	Air
Sample Designation													
S-14 I	1-11	7:30					X					X	
S-15 H	1-11	7:35					X					X	
S-8 I	1-11	10:10					X					X	
S-9 I	1-11	10:15					X					X	
S-14 J	1-11	10:20					X					X	
S-15 I	1-11	10:25					X					X	
S-8 J	1-11	12:00					X					X	
S-9 J	1-11	12:05					X					X	
S-14 K	1-11	12:10					X					X	
S-15 J	1-11	12:15					X					X	

Analysis Request													TAT	For Lab Use Only					
MTBE (EPA 8260B) per EPA 8021 level @ 5.0 ppb	MTBE (EPA 8260B) @ 0.5 ppb	BTEX (EPA 8260B)	TPH Gas (EPA 8260B)	5 Oxygenates (EPA 8260B)	7 Oxygenates (EPA 8260B)	Lead Scav. (1,2 DCA & 1,2 EDB-EPA 8260B)	Volatile Halocarbons (EPA 8260B)	Volatile Organics Full List (EPA 8260B)	Volatile Organics (EPA 524.2 Drinking Water)	TPH as Diesel (EPA 8015M)	TPH as Motor Oil (EPA 8015M)	Total Lead (EPA 6010)	W.E.T. Lead (STLC)		12 hr	24 hr	48 hr	72 hr	1 wk
		X	X																
		X	X																
		X	X																
		X	X																
		X	X																
		X	X																
		X	X																
		X	X																

Relinquished by: [Signature] Date: _____ Time: _____ Received by: _____

Relinquished by: _____ Date: _____ Time: _____ Received by: _____

Relinquished by: _____ Date: 011108 Time: 1501 Received by Laboratory: [Signature]

Remarks: _____

Bill to: _____

For Lab Use Only: Sample Receipt

Temp °C	Initials	Date	Time	Therm. ID #	Coolant Present
					Yes / No

Attachment G
Transducer Data

Date m/d/y	Time hh:mm:ss	Temp C	SpCond uS/cm	Cond uS/cm	DOsat %	DO mg/L	DOchrg	pH	pH mV	Orp mV
1/10/2008	15:00:40	21.33	409	380	42	3.72	52.1	6.47	-6.4	98.7
1/10/2008	15:05:40	21.33	407	379	41.2	3.65	52.1	6.47	-6.5	98.9
1/10/2008	15:10:40	21.33	406	378	41.1	3.63	52.1	6.47	-6.4	99.1
1/10/2008	15:15:40	21.32	404	375	40.8	3.61	52.1	6.47	-6.2	98.9
1/10/2008	15:20:40	21.32	404	375	40.9	3.62	52.1	6.48	-6.6	98.6
1/10/2008	15:25:40	21.32	403	374	40.9	3.62	52.1	6.47	-6.4	98.7
1/10/2008	15:30:40	21.32	402	374	40.9	3.62	51	6.47	-6.4	98.6
1/10/2008	15:35:40	21.32	402	374	41	3.63	52.1	6.48	-6.6	98.1
1/10/2008	15:40:40	21.32	401	373	40.9	3.62	51	6.48	-6.7	97.8
1/10/2008	15:45:40	21.32	401	373	40.7	3.6	51	6.47	-6.5	98
1/10/2008	15:50:40	21.32	400	372	41	3.63	51	6.48	-6.7	98
1/10/2008	15:55:40	21.32	400	372	40.8	3.62	51	6.48	-6.6	98.3
1/10/2008	16:00:40	21.32	400	372	40.9	3.62	51	6.48	-6.6	98.3
1/10/2008	16:05:40	21.32	399	371	39.7	3.52	51	6.48	-6.7	98.3
1/10/2008	16:10:40	21.32	399	371	40.1	3.55	51	6.48	-6.8	98.3
1/10/2008	16:15:40	21.32	399	371	39.8	3.52	51	6.48	-6.7	98.4
1/10/2008	16:20:40	21.32	399	371	40.4	3.58	51	6.48	-6.7	98.2
1/10/2008	16:25:40	21.32	399	371	40.5	3.59	51	6.48	-6.7	98
1/10/2008	16:30:40	21.33	399	371	40.3	3.57	51	6.48	-6.9	97.5
1/10/2008	16:35:40	21.33	399	371	40.4	3.57	51	6.47	-6.3	98.1
1/10/2008	16:40:40	21.33	399	371	41.2	3.65	51	6.47	-6	98.7
1/10/2008	16:45:40	21.33	400	372	41.1	3.64	51	6.47	-6	98.2
1/10/2008	16:50:40	21.33	400	372	40.8	3.61	51	6.47	-6	98.2
1/10/2008	16:55:40	21.33	400	372	41.2	3.65	51	6.47	-6.2	98.1
1/10/2008	17:00:40	21.32	400	372	41.2	3.65	51	6.47	-6.2	98
1/10/2008	17:05:40	21.32	399	371	41.2	3.65	51	6.47	-6.4	97.8
1/10/2008	17:10:40	21.32	398	370	41.1	3.64	51	6.48	-6.7	97.8
1/10/2008	17:15:40	21.32	398	370	41.1	3.64	49.8	6.49	-7.3	97.8
1/10/2008	17:20:40	21.32	396	368	40.9	3.62	51	6.47	-6.4	97.6
1/10/2008	17:25:40	21.31	394	366	40.7	3.6	51	6.48	-6.8	97.5
1/10/2008	17:30:40	21.31	393	365	40.9	3.62	51	6.47	-6.5	97.6
1/10/2008	17:35:40	21.31	392	364	40.8	3.62	49.8	6.48	-6.6	97.5
1/10/2008	17:40:40	21.31	391	364	40.4	3.58	51	6.47	-6.2	97.6
1/10/2008	17:45:40	21.31	391	363	40	3.54	51	6.47	-6.2	97.5
1/10/2008	17:50:40	21.31	391	363	39.8	3.53	51	6.47	-6.2	97.5
1/10/2008	17:55:40	21.31	390	363	40	3.54	51	6.47	-6.3	97.5
1/10/2008	18:00:40	21.31	390	362	40.6	3.6	51	6.47	-6.4	97.6
1/10/2008	18:05:40	21.32	390	362	40.5	3.58	49.8	6.47	-6.5	97.5
1/10/2008	18:10:40	21.32	390	362	40.6	3.59	51	6.47	-6.5	97.6
1/10/2008	18:15:40	21.32	389	362	39.8	3.52	51	6.48	-6.6	97.4
1/10/2008	18:20:40	21.32	389	362	39.9	3.54	51	6.48	-6.6	97.3
1/10/2008	18:25:40	21.32	389	362	39.8	3.52	51	6.48	-6.7	97.2
1/10/2008	18:30:40	21.32	389	362	40.7	3.6	51	6.47	-6.2	98.1
1/10/2008	18:35:40	21.32	389	362	40.9	3.62	49.8	6.46	-6	98.9
1/10/2008	18:40:40	21.32	389	362	41	3.63	51	6.46	-5.8	98.7
1/10/2008	18:45:40	21.32	389	362	40.8	3.61	49.8	6.46	-5.9	98.7
1/10/2008	18:50:40	21.33	389	362	40.4	3.57	51	6.46	-6	98.8
1/10/2008	18:55:40	21.33	390	362	39.7	3.51	51	6.47	-6.1	98.8
1/10/2008	19:00:40	21.33	390	362	40.4	3.58	51	6.46	-6	98.9
1/10/2008	19:05:40	21.33	389	362	40.7	3.6	51	6.47	-6.2	98.8
1/10/2008	19:10:40	21.34	389	362	41	3.63	51	6.48	-6.6	98.4
1/10/2008	19:15:40	21.36	390	362	39.9	3.53	51	6.47	-6.4	98.1
1/10/2008	19:20:40	21.4	391	364	39.8	3.52	51	6.47	-6	98

Date m/d/y	Time hh:mm:ss	Temp C	SpCond uS/cm	Cond uS/cm	DOsat %	DO mg/L	DOchrg	pH	pH mV	Orp mV
1/10/2008	19:25:40	21.42	409	381	34.1	3.01	49.8	6.45	-5.1	97.7
1/10/2008	19:30:40	21.42	418	389	31.7	2.8	48.6	6.45	-4.9	96.9
1/10/2008	19:35:40	21.43	427	398	30.2	2.67	49.8	6.44	-4.6	96.2
1/10/2008	19:40:40	21.43	432	403	29.2	2.58	49.8	6.43	-4.1	95.5
1/10/2008	19:45:40	21.43	434	405	28.1	2.48	48.6	6.42	-3.6	95.3
1/10/2008	19:50:40	21.43	435	406	27.1	2.39	48.6	6.42	-3.3	95
1/10/2008	19:55:40	21.43	436	406	26.8	2.36	48.6	6.41	-3.2	94.6
1/10/2008	20:00:40	21.43	436	406	26.6	2.35	48.6	6.42	-3.4	94.3
1/10/2008	20:05:40	21.43	436	406	26.3	2.32	48.6	6.42	-3.5	94.4
1/10/2008	20:10:40	21.43	435	405	26.5	2.34	49.8	6.42	-3.7	94.5
1/10/2008	20:15:40	21.43	433	403	26.4	2.33	48.6	6.42	-3.7	94.6
1/10/2008	20:20:40	21.42	430	400	25.9	2.29	48.6	6.42	-3.5	94.5
1/10/2008	20:25:40	21.42	426	397	25.5	2.26	48.6	6.41	-3.1	94.5
1/10/2008	20:30:40	21.42	422	393	26.9	2.38	48.6	6.39	-2.1	95
1/10/2008	20:35:40	21.41	420	391	28	2.47	48.6	6.39	-1.6	95.4
1/10/2008	20:40:40	21.41	418	389	28.8	2.54	49.8	6.38	-1.4	95.9
1/10/2008	20:45:40	21.41	417	388	29.2	2.58	48.6	6.37	-1	96.6
1/10/2008	20:50:40	21.4	416	387	30	2.65	49.8	6.37	-0.9	97.1
1/10/2008	20:55:40	21.4	415	386	30.7	2.71	49.8	6.37	-1	97.5
1/10/2008	21:00:40	21.4	414	386	30.9	2.73	49.8	6.37	-1	97.8
1/10/2008	21:05:40	21.4	413	385	31.3	2.76	49.8	6.37	-1	98
1/10/2008	21:10:40	21.4	414	385	31.5	2.79	49.8	6.38	-1.1	98.2
1/10/2008	21:15:40	21.39	413	385	31.8	2.81	51	6.38	-1.1	98.5
1/10/2008	21:20:40	21.39	413	384	33.3	2.94	49.8	6.38	-1.2	98.7
1/10/2008	21:25:40	21.39	413	385	34.8	3.07	51	6.38	-1.3	98.8
1/10/2008	21:30:40	21.38	413	385	35.7	3.16	49.8	6.38	-1.3	98.9
1/10/2008	21:35:40	21.38	413	384	36.5	3.23	49.8	6.38	-1.6	99
1/10/2008	21:40:40	21.38	412	384	37.1	3.28	51	6.39	-1.9	99
1/10/2008	21:45:40	21.38	412	383	37	3.27	51	6.4	-2.2	98.8
1/10/2008	21:50:40	21.38	411	383	36	3.18	49.8	6.4	-2.4	98.9
1/10/2008	21:55:40	21.38	411	383	34.9	3.08	49.8	6.41	-3	98.8
1/10/2008	22:00:40	21.37	411	382	34.5	3.05	51	6.41	-3	98.6
1/10/2008	22:05:40	21.37	411	383	34.6	3.06	51	6.4	-2.6	98.4
1/10/2008	22:10:40	21.37	411	383	34.8	3.08	51	6.4	-2.5	98.3
1/10/2008	22:15:40	21.37	410	382	35.3	3.12	51	6.4	-2.7	98.1
1/10/2008	22:20:40	21.37	410	382	35.5	3.13	51	6.41	-3.2	98
1/10/2008	22:25:40	21.37	410	381	35.7	3.16	51	6.42	-3.2	98
1/10/2008	22:30:40	21.37	410	382	35.8	3.17	51	6.41	-3.2	98
1/10/2008	22:35:40	21.37	409	381	35.7	3.16	51	6.41	-2.8	98.1
1/10/2008	22:40:40	21.37	410	382	35.8	3.17	51	6.4	-2.5	98.1
1/10/2008	22:45:40	21.37	409	381	35.9	3.18	51	6.4	-2.6	98.1
1/10/2008	22:50:40	21.37	409	381	36.3	3.21	51	6.4	-2.5	98
1/10/2008	22:55:40	21.37	409	381	36.6	3.24	51	6.4	-2.5	98
1/10/2008	23:00:40	21.37	410	381	37	3.27	51	6.4	-2.5	97.8
1/10/2008	23:05:40	21.37	409	381	37.4	3.31	51	6.41	-2.8	97.5
1/10/2008	23:10:40	21.37	409	381	37.6	3.33	51	6.41	-2.7	97.6
1/10/2008	23:15:40	21.37	409	381	37.8	3.34	52.1	6.41	-2.9	97.4
1/10/2008	23:20:40	21.37	409	381	38	3.36	52.1	6.41	-3.1	97.3
1/10/2008	23:25:40	21.37	409	380	38	3.36	51	6.42	-3.4	97
1/10/2008	23:30:40	21.37	409	381	38.1	3.37	51	6.41	-3.2	97.2
1/10/2008	23:35:40	21.36	409	381	38.5	3.4	51	6.42	-3.2	97.1
1/10/2008	23:40:40	21.36	408	380	38.9	3.44	52.1	6.43	-3.9	96.9
1/10/2008	23:45:40	21.36	408	380	39.1	3.45	51	6.43	-4	97

Date m/d/y	Time hh:mm:ss	Temp C	SpCond uS/cm	Cond uS/cm	DOsat %	DO mg/L	DOchrg	pH	pH mV	Orp mV
1/10/2008	23:50:40	21.36	408	380	39.2	3.47	52.1	6.43	-4	96.9
1/10/2008	23:55:40	21.36	408	380	39.3	3.47	52.1	6.43	-4	97
1/11/2008	0:00:40	21.36	408	380	39.5	3.49	51	6.43	-3.9	97
1/11/2008	0:05:40	21.36	409	380	39.4	3.49	51	6.43	-3.9	96.9
1/11/2008	0:10:40	21.36	409	380	39.1	3.46	52.1	6.43	-4	96.7
1/11/2008	0:15:40	21.36	408	380	38.7	3.42	52.1	6.43	-4	96.7
1/11/2008	0:20:40	21.36	409	380	38.3	3.39	52.1	6.43	-4	96.7
1/11/2008	0:25:40	21.36	408	380	38.2	3.38	51	6.43	-4.2	96.8
1/11/2008	0:30:40	21.36	408	380	37.9	3.35	52.1	6.43	-4	97
1/11/2008	0:35:40	21.36	407	379	37.9	3.35	52.1	6.43	-4	97
1/11/2008	0:40:40	21.36	407	379	37.7	3.33	52.1	6.43	-4.2	97.2
1/11/2008	0:45:40	21.36	408	379	37.7	3.33	51	6.43	-4.2	97.4
1/11/2008	0:50:40	21.36	407	379	37.6	3.33	52.1	6.43	-4.2	97.6
1/11/2008	0:55:40	21.36	408	379	37.7	3.33	52.1	6.43	-4.3	97.7
1/11/2008	1:00:40	21.36	407	379	37.9	3.35	51	6.44	-4.5	97.7
1/11/2008	1:05:40	21.36	407	379	38.3	3.38	51	6.44	-4.4	97.8
1/11/2008	1:10:40	21.36	406	378	38.3	3.39	52.1	6.44	-4.7	97.6
1/11/2008	1:15:40	21.36	407	379	39	3.45	51	6.44	-4.6	97.7
1/11/2008	1:20:40	21.36	407	379	39.4	3.49	52.1	6.44	-4.6	97.8
1/11/2008	1:25:40	21.36	407	379	39.8	3.52	52.1	6.44	-4.6	98
1/11/2008	1:30:40	21.36	406	378	39.7	3.51	52.1	6.44	-4.6	98.1
1/11/2008	1:35:40	21.36	406	378	40.2	3.56	52.1	6.44	-4.8	98.1
1/11/2008	1:40:40	21.36	406	378	40.3	3.56	52.1	6.44	-4.7	98.1
1/11/2008	1:45:40	21.36	406	378	39.8	3.52	52.1	6.44	-4.6	97.8
1/11/2008	1:50:40	21.36	406	378	40.7	3.6	52.1	6.44	-4.8	97.4
1/11/2008	1:55:40	21.36	406	378	41	3.63	52.1	6.44	-4.6	97.4
1/11/2008	2:00:40	21.36	406	378	41.3	3.65	52.1	6.44	-4.8	97
1/11/2008	2:05:40	21.36	406	378	41.4	3.66	52.1	6.44	-4.5	97.2
1/11/2008	2:10:40	21.36	406	378	41.5	3.67	52.1	6.44	-4.6	97.1
1/11/2008	2:15:40	21.36	406	377	41.5	3.67	52.1	6.44	-4.6	97.1
1/11/2008	2:20:40	21.36	406	378	41.7	3.68	52.1	6.44	-4.6	97
1/11/2008	2:25:40	21.36	405	377	41.7	3.69	52.1	6.44	-4.6	97.1
1/11/2008	2:30:40	21.36	406	377	41.8	3.7	52.1	6.44	-4.6	97.1
1/11/2008	2:35:40	21.36	405	377	42	3.72	52.7	6.44	-4.6	97.2
1/11/2008	2:40:40	21.36	405	377	42.3	3.74	52.1	6.44	-4.7	97.4
1/11/2008	2:45:40	21.36	406	378	42.4	3.75	52.1	6.44	-4.7	97.7
1/11/2008	2:50:40	21.36	405	377	42.8	3.78	52.7	6.44	-4.8	97.8
1/11/2008	2:55:40	21.36	406	378	42.7	3.77	52.7	6.44	-4.7	98.1
1/11/2008	3:00:40	21.36	405	377	43	3.8	52.1	6.44	-4.8	98.3
1/11/2008	3:05:40	21.36	405	377	43.1	3.82	52.1	6.44	-4.8	98.6
1/11/2008	3:10:40	21.36	405	377	43.3	3.83	52.1	6.44	-4.8	98.8
1/11/2008	3:15:40	21.36	406	377	43.6	3.85	52.7	6.44	-4.8	99
1/11/2008	3:20:40	21.36	406	377	43.6	3.85	52.1	6.44	-4.8	99.1
1/11/2008	3:25:40	21.36	405	377	43.8	3.88	52.1	6.44	-4.8	99.2
1/11/2008	3:30:40	21.36	405	377	43.9	3.89	52.1	6.44	-4.9	99.3
1/11/2008	3:35:40	21.36	405	377	43.9	3.88	52.1	6.44	-4.8	99.5
1/11/2008	3:40:40	21.36	405	377	44.1	3.9	52.1	6.44	-4.9	99.6
1/11/2008	3:45:40	21.36	405	377	44.5	3.93	52.1	6.44	-4.8	99.7
1/11/2008	3:50:40	21.36	405	377	44.6	3.95	52.1	6.44	-4.8	99.8
1/11/2008	3:55:40	21.36	405	377	44.9	3.97	52.1	6.45	-4.9	99.9
1/11/2008	4:00:40	21.36	405	377	44.9	3.97	52.1	6.45	-4.9	99.9
1/11/2008	4:05:40	21.36	405	377	45	3.98	52.7	6.45	-4.9	99.9
1/11/2008	4:10:40	21.36	405	377	45.4	4.02	52.7	6.44	-4.9	99.9

Date m/d/y	Time hh:mm:ss	Temp C	SpCond uS/cm	Cond uS/cm	DOsat %	DO mg/L	DOchrg	pH	pH mV	Orp mV
1/11/2008	4:15:40	21.36	405	376	45.7	4.05	52.7	6.45	-5	99.7
1/11/2008	4:20:40	21.36	404	376	46	4.07	52.7	6.45	-4.9	99.5
1/11/2008	4:25:40	21.36	404	376	46.3	4.1	52.7	6.45	-5.1	99.4
1/11/2008	4:30:40	21.36	405	377	46.5	4.11	52.7	6.44	-4.9	99.2
1/11/2008	4:35:40	21.36	405	377	46.7	4.13	52.7	6.44	-4.8	99
1/11/2008	4:40:40	21.36	405	377	46.6	4.12	52.7	6.44	-4.7	98.9
1/11/2008	4:45:40	21.36	404	376	46.4	4.11	52.7	6.44	-4.7	98.9
1/11/2008	4:50:40	21.36	404	376	46.1	4.08	52.7	6.44	-4.7	98.7
1/11/2008	4:55:40	21.36	404	376	45.8	4.05	52.1	6.44	-4.6	98.8
1/11/2008	5:00:40	21.36	405	377	45.2	4	52.7	6.44	-4.6	98.7
1/11/2008	5:05:40	21.36	405	377	45	3.98	52.1	6.44	-4.5	98.8
1/11/2008	5:10:40	21.36	404	376	44.7	3.95	52.1	6.44	-4.5	98.8
1/11/2008	5:15:40	21.36	405	377	44.6	3.94	52.7	6.44	-4.5	98.8
1/11/2008	5:20:40	21.36	404	376	44.8	3.96	52.1	6.44	-4.6	98.8
1/11/2008	5:25:40	21.36	404	376	45	3.98	52.7	6.44	-4.5	98.9
1/11/2008	5:30:40	21.36	405	377	45.3	4	52.7	6.44	-4.5	99
1/11/2008	5:35:40	21.36	405	377	45.5	4.02	52.7	6.44	-4.8	98.9
1/11/2008	5:40:40	21.36	405	377	45.6	4.03	52.7	6.44	-4.5	99.3
1/11/2008	5:45:40	21.36	404	376	45.9	4.06	52.1	6.44	-4.7	99.4
1/11/2008	5:50:40	21.36	405	377	45.9	4.06	52.7	6.44	-4.6	99.7
1/11/2008	5:55:40	21.36	405	377	46.1	4.07	52.1	6.44	-4.6	99.9
1/11/2008	6:00:40	21.36	404	376	46.3	4.1	52.7	6.44	-4.5	100.2
1/11/2008	6:05:40	21.36	404	376	46.5	4.11	52.1	6.44	-4.5	100.5
1/11/2008	6:10:40	21.36	404	376	46.6	4.12	52.7	6.44	-4.6	100.6
1/11/2008	6:15:40	21.36	405	377	46.9	4.15	52.1	6.44	-4.6	100.6
1/11/2008	6:20:40	21.36	405	377	47.6	4.21	52.1	6.44	-4.6	100.6
1/11/2008	6:25:40	21.36	405	377	48.2	4.26	52.1	6.44	-4.5	100.6
1/11/2008	6:30:40	21.36	405	377	49.1	4.34	52.7	6.44	-4.5	100.5
1/11/2008	6:35:40	21.36	405	377	50.1	4.43	52.1	6.44	-4.4	100.5
1/11/2008	6:40:40	21.36	404	376	51	4.51	52.7	6.44	-4.5	100.5
1/11/2008	6:45:40	21.36	404	376	50.9	4.5	52.7	6.44	-4.4	100.6
1/11/2008	6:50:40	21.36	405	377	50.4	4.45	52.7	6.44	-4.5	100.8
1/11/2008	6:55:40	21.36	404	376	49.9	4.41	52.1	6.44	-4.5	101.2
1/11/2008	7:00:40	21.36	405	377	49.5	4.38	52.1	6.44	-4.5	101.5
1/11/2008	7:05:40	21.36	404	376	49.8	4.4	52.1	6.44	-4.5	101.9
1/11/2008	7:10:40	21.36	404	376	50.5	4.47	52.7	6.44	-4.5	102.1
1/11/2008	7:15:40	21.36	405	377	51.8	4.58	52.1	6.44	-4.5	102.2
1/11/2008	7:20:40	21.36	405	377	52.4	4.64	52.1	6.44	-4.4	102.3
1/11/2008	7:25:40	21.36	405	377	52.6	4.65	52.7	6.44	-4.4	102.2
1/11/2008	7:30:40	21.36	405	377	52.4	4.64	52.1	6.44	-4.8	101.9
1/11/2008	7:35:40	21.36	404	376	52.1	4.61	51	6.44	-4.5	102.1
1/11/2008	7:40:40	21.36	405	377	52.1	4.61	52.1	6.44	-4.5	101.9
1/11/2008	7:45:40	21.36	404	376	54.5	4.82	52.1	6.43	-3.8	103
1/11/2008	7:50:40	21.36	405	377	52	4.6	52.1	6.42	-3.7	104.6
1/11/2008	7:55:40	21.36	405	377	52.6	4.65	52.1	6.42	-3.6	104.8
1/11/2008	8:00:40	21.36	404	376	52.2	4.62	52.1	6.42	-3.7	105
1/11/2008	8:05:40	21.36	405	377	51.5	4.56	52.1	6.42	-3.7	105.3
1/11/2008	8:10:40	21.36	404	376	51	4.51	52.1	6.42	-3.8	105.5
1/11/2008	8:15:40	21.36	405	377	52.5	4.64	52.1	6.42	-3.4	106.6
1/11/2008	8:20:40	21.36	405	376	53.7	4.75	52.1	6.42	-3.4	106.8
1/11/2008	8:25:40	21.36	405	377	53.5	4.73	52.1	6.42	-3.5	107.9
1/11/2008	8:30:40	21.36	405	377	54	4.78	52.1	6.42	-3.6	108.8
1/11/2008	8:35:40	21.36	405	377	53.7	4.75	52.1	6.43	-4	108.2

Date m/d/y	Time hh:mm:ss	Temp C	SpCond uS/cm	Cond uS/cm	DOsat %	DO mg/L	DOchrg	pH	pH mV	Orp mV
1/11/2008	8:40:40	21.35	405	377	53.3	4.72	52.1	6.44	-4.4	108.1
1/11/2008	8:45:40	21.33	403	374	54.6	4.83	52.1	6.45	-5.1	108.3
1/11/2008	8:50:40	21.32	398	370	56.8	5.03	51	6.46	-5.5	108.3
1/11/2008	8:55:40	21.32	395	367	55.9	4.95	52.1	6.47	-6.1	108.5
1/11/2008	9:00:40	21.31	394	366	54.6	4.84	52.1	6.48	-6.7	108.4
1/11/2008	9:05:40	21.31	392	364	54.3	4.8	51	6.46	-5.9	108
1/11/2008	9:10:40	21.31	387	359	52.5	4.65	51	6.46	-6	109.4
1/11/2008	9:15:40	21.31	381	355	52.1	4.61	51	6.48	-6.7	108.4
1/11/2008	9:20:40	21.3	379	352	51.4	4.55	51	6.47	-6.2	108.1
1/11/2008	9:25:40	21.31	378	351	50.9	4.51	51	6.46	-5.9	108.8
1/11/2008	9:30:40	21.3	375	349	50.7	4.49	51	6.46	-5.7	108
1/11/2008	9:35:40	21.3	375	349	50.3	4.45	51	6.46	-5.7	109.5
1/11/2008	9:40:40	21.3	374	347	49.7	4.4	51	6.46	-5.7	108.7
1/11/2008	9:45:40	21.31	373	347	48.7	4.31	51	6.46	-5.5	108.5
1/11/2008	9:50:40	21.31	374	347	47.4	4.2	51	6.46	-5.5	108.6
1/11/2008	9:55:40	21.31	376	349	46.8	4.15	49.8	6.45	-5.4	108.5
1/11/2008	10:00:40	21.31	376	349	46.7	4.13	51	6.45	-5.2	109.2
1/11/2008	10:05:40	21.31	377	350	46.6	4.12	51	6.45	-5.2	108.4
1/11/2008	10:10:40	21.31	378	351	46.4	4.11	49.8	6.45	-5.2	108.5
1/11/2008	10:15:40	21.31	380	353	47.7	4.23	51	6.44	-4.7	109.1
1/11/2008	10:20:40	21.32	381	354	45.4	4.01	49.8	6.43	-4.3	110.2
1/11/2008	10:25:40	21.32	382	355	45.1	4	49.8	6.43	-4.2	110.4
1/11/2008	10:30:40	21.32	382	355	44.8	3.96	49.8	6.44	-4.4	109.5
1/11/2008	10:35:40	21.31	384	357	44.4	3.93	49.8	6.44	-4.4	109.4
1/11/2008	10:40:40	21.31	383	356	44.1	3.9	49.8	6.44	-4.9	109.1
1/11/2008	10:45:40	21.3	382	355	45.1	3.99	48.6	6.45	-5.3	110.3
1/11/2008	10:50:40	21.3	377	350	45.8	4.06	49.8	6.46	-5.6	109.2
1/11/2008	10:55:40	21.3	375	349	45.4	4.02	48.6	6.46	-5.9	109.8
1/11/2008	11:00:40	21.3	371	345	45.3	4.01	49.8	6.47	-6.4	109.6
1/11/2008	11:05:40	21.3	370	344	44.3	3.92	48.6	6.46	-5.8	110.3
1/11/2008	11:10:40	21.3	373	347	44.9	3.98	48.6	6.46	-5.7	109.3
1/11/2008	11:15:40	21.3	374	347	45.6	4.03	49.8	6.45	-5.3	110.2
1/11/2008	11:20:40	21.3	375	348	45.5	4.03	49.8	6.45	-4.9	110.7
1/11/2008	11:25:40	21.3	376	350	46	4.07	48.6	6.44	-4.8	111.5
1/11/2008	11:30:40	21.3	375	349	46.1	4.08	48.6	6.44	-4.8	111.3
1/11/2008	11:35:40	21.3	376	349	46	4.08	48.6	6.44	-4.7	111.8
1/11/2008	11:40:40	21.3	374	348	46.6	4.13	48.6	6.44	-4.8	112.4
1/11/2008	11:45:40	21.3	374	348	46.6	4.12	48.6	6.44	-4.6	112.9
1/11/2008	11:50:40	21.3	375	348	47.3	4.19	48.6	6.43	-4.3	112.9
1/11/2008	11:55:40	21.3	373	347	47.3	4.19	48.6	6.44	-4.5	112.2
1/11/2008	12:00:40	21.3	377	350	46.9	4.15	48.6	6.43	-4.2	113
1/11/2008	12:05:40	21.3	378	351	47.5	4.21	48.6	6.42	-3.5	113.2
1/11/2008	12:10:40	21.3	378	352	47.4	4.2	48.6	6.43	-3.9	113.7
1/11/2008	12:15:40	21.3	381	354	46.7	4.14	48.6	6.42	-3.5	113.3
1/11/2008	12:20:40	21.31	380	353	46.7	4.13	48.6	6.42	-3.6	113.3
1/11/2008	12:25:40	21.31	380	353	46.7	4.13	48	6.42	-3.6	113.5
1/11/2008	12:30:40	21.31	381	354	46.3	4.1	48	6.42	-3.5	114
1/11/2008	12:35:40	21.31	382	355	44.5	3.94	48	6.42	-3.8	113.3

Date m/d/y	Time hh:mm:ss	Temp C	SpCond uS/cm	Cond uS/cm	DOsat %	DO mg/L	DOchrg	Depth feet	pH	pH mV	Orp mV
1/10/2008	15:15:40	20.39	298	272	5.7	0.51	39.8	35.764	6.75	6.2	152.6
1/10/2008	15:20:40	20.39	298	271	5.2	0.47	39.8	35.786	6.76	6.1	152.2
1/10/2008	15:25:40	20.39	297	271	5.1	0.46	39.8	35.806	6.76	6	151.8
1/10/2008	15:30:40	20.39	297	271	4.8	0.43	38.7	35.827	6.76	6	151.5
1/10/2008	15:35:40	20.38	297	271	4.6	0.41	39.8	35.842	6.76	5.9	151.1
1/10/2008	15:40:40	20.38	297	271	4.5	0.4	39.8	35.855	6.76	6	150.8
1/10/2008	15:45:40	20.38	297	271	4.6	0.41	38.7	35.87	6.76	6.1	150.5
1/10/2008	15:50:40	20.38	297	271	4.7	0.42	38.7	35.887	6.75	6.3	150.2
1/10/2008	15:55:40	20.38	298	271	4.6	0.42	38.7	35.898	6.75	6.3	150.1
1/10/2008	16:00:40	20.37	298	272	4.6	0.42	38.7	35.907	6.76	6	149.8
1/10/2008	16:05:40	20.37	300	274	4.5	0.41	38.7	35.919	6.76	5.6	149.2
1/10/2008	16:10:40	20.37	302	275	4.4	0.4	38.7	35.93	6.79	4	148.4
1/10/2008	16:15:40	20.37	304	277	4.3	0.39	38.7	35.938	6.83	2	147.3
1/10/2008	16:20:40	20.37	305	278	4.3	0.38	38.7	35.943	6.84	1.1	146.2
1/10/2008	16:25:40	20.37	306	279	4.3	0.39	38.7	35.947	6.86	0.4	145.7
1/10/2008	16:30:40	20.37	307	279	4.3	0.39	38.7	35.953	6.87	-0.2	145.1
1/10/2008	16:35:40	20.36	307	280	4.3	0.39	38.7	35.962	6.87	-0.5	144.6
1/10/2008	16:40:40	20.36	307	280	4.2	0.38	38.7	35.964	6.87	-0.5	144.1
1/10/2008	16:45:40	20.36	308	281	4.2	0.38	38.7	35.968	6.87	-0.7	143.9
1/10/2008	16:50:40	20.36	308	281	4.2	0.38	38.7	35.985	6.88	-0.9	143.7
1/10/2008	16:55:40	20.36	308	281	4.1	0.37	38.7	36.023	6.88	-1	143.4
1/10/2008	17:00:40	20.36	308	281	4.1	0.37	38.7	36.061	6.88	-1.2	143.1
1/10/2008	17:05:40	20.35	308	280	4.1	0.37	39.8	36.104	6.89	-1.4	142.9
1/10/2008	17:10:40	20.35	307	280	4.1	0.37	38.7	36.138	6.89	-1.5	142.8
1/10/2008	17:15:40	20.35	307	279	4.1	0.37	37.5	36.179	6.89	-1.6	142.6
1/10/2008	17:20:40	20.34	306	279	4	0.36	37.5	36.203	6.89	-1.8	142.3
1/10/2008	17:25:40	20.34	306	279	4	0.36	37.5	36.233	6.9	-2	142
1/10/2008	17:30:40	20.34	306	279	4	0.36	37.5	36.258	6.9	-2	141.7
1/10/2008	17:35:40	20.33	306	279	3.9	0.36	37.5	36.284	6.9	-2.1	141.5
1/10/2008	17:40:40	20.33	305	278	4	0.36	37.5	36.307	6.9	-2.3	141.3
1/10/2008	17:45:40	20.33	305	278	3.9	0.35	37.5	36.332	6.91	-2.5	141.1
1/10/2008	17:50:40	20.33	304	277	3.9	0.35	37.5	36.348	6.91	-2.7	140.9
1/10/2008	17:55:40	20.33	304	277	3.9	0.35	38.7	36.37	6.91	-2.8	140.7
1/10/2008	18:00:40	20.32	304	277	3.9	0.35	37.5	36.392	6.91	-2.9	140.4
1/10/2008	18:05:40	20.32	304	277	3.9	0.35	37.5	36.41	6.92	-3.1	140.4
1/10/2008	18:10:40	20.32	303	276	3.9	0.35	37.5	36.432	6.92	-3.4	140.2
1/10/2008	18:15:40	20.32	303	276	3.9	0.35	37.5	36.446	6.92	-3.4	139.9
1/10/2008	18:20:40	20.32	303	276	3.9	0.35	37.5	36.47	6.92	-3.4	139.6
1/10/2008	18:25:40	20.32	303	276	3.9	0.35	37.5	36.482	6.92	-3.4	139.6
1/10/2008	18:30:40	20.32	303	276	3.9	0.35	37.5	36.5	6.92	-3.5	139.6
1/10/2008	18:35:40	20.32	302	275	3.9	0.35	37.5	36.517	6.92	-3.4	139.7
1/10/2008	18:40:40	20.32	302	275	3.8	0.35	37.5	36.53	6.92	-3.5	139.8
1/10/2008	18:45:40	20.32	302	275	3.9	0.35	37.5	36.546	6.92	-3.4	140.1
1/10/2008	18:50:40	20.32	303	275	3.8	0.35	37.5	36.562	6.92	-3.5	140.4
1/10/2008	18:55:40	20.32	302	275	3.9	0.35	37.5	36.579	6.92	-3.5	140.4
1/10/2008	19:00:40	20.32	303	276	3.9	0.36	37.5	36.585	6.92	-3.5	140.6
1/10/2008	19:05:40	20.32	302	275	3.9	0.35	37.5	36.597	6.92	-3.5	140.7
1/10/2008	19:10:40	20.33	302	275	3.9	0.36	37.5	36.587	6.92	-3.5	140.9
1/10/2008	19:15:40	20.33	302	275	3.9	0.36	37.5	36.529	6.92	-3.5	141.1
1/10/2008	19:20:40	20.33	302	275	3.9	0.35	37.5	36.467	6.92	-3.5	141.2
1/10/2008	19:25:40	20.34	302	275	3.9	0.35	37.5	36.391	6.92	-3.5	141.3
1/10/2008	19:30:40	20.34	303	276	3.9	0.35	36.9	36.309	6.92	-3.4	141.5
1/10/2008	19:35:40	20.35	302	275	4	0.36	37.5	36.236	6.92	-3.4	141.7
1/10/2008	19:40:40	20.36	302	276	4	0.36	37.5	36.164	6.92	-3.4	141.7
1/10/2008	19:45:40	20.37	302	275	3.9	0.36	37.5	36.101	6.92	-3.2	141.5
1/10/2008	19:50:40	20.38	302	275	3.9	0.35	37.5	36.04	6.91	-2.9	141.4
1/10/2008	19:55:40	20.39	302	276	3.8	0.35	37.5	35.984	6.91	-2.5	141.3
1/10/2008	20:00:40	20.4	302	276	3.8	0.35	36.9	35.931	6.9	-2.2	141.4

Date m/d/y	Time hh:mm:ss	Temp C	SpCond uS/cm	Cond uS/cm	DOsat %	DO mg/L	DOchrg	Depth feet	pH	pH mV	Orp mV
1/10/2008	20:05:40	20.4	302	276	3.8	0.34	37.5	35.888	6.9	-2	141.2
1/10/2008	20:10:40	20.41	303	276	3.7	0.33	37.5	35.843	6.89	-1.7	141.2
1/10/2008	20:15:40	20.42	303	277	3.7	0.33	37.5	35.81	6.89	-1.4	141.1
1/10/2008	20:20:40	20.42	303	277	3.6	0.33	37.5	35.771	6.88	-0.9	141.1
1/10/2008	20:25:40	20.42	304	277	3.6	0.33	36.9	35.741	6.88	-0.9	141.2
1/10/2008	20:30:40	20.43	304	277	3.8	0.34	36.9	35.715	6.86	-0.1	141.5
1/10/2008	20:35:40	20.43	303	277	3.8	0.34	37.5	35.694	6.84	1	142.2
1/10/2008	20:40:40	20.43	304	277	3.8	0.34	36.9	35.669	6.83	2.1	142.5
1/10/2008	20:45:40	20.43	305	278	3.8	0.34	37.5	35.652	6.81	3.2	142.8
1/10/2008	20:50:40	20.43	307	280	3.8	0.34	37.5	35.635	6.8	3.8	142.2
1/10/2008	20:55:40	20.43	307	280	3.7	0.34	36.9	35.621	6.79	3.9	141.2
1/10/2008	21:00:40	20.43	308	281	3.7	0.34	36.9	35.609	6.8	3.9	140.1
1/10/2008	21:05:40	20.43	310	283	3.7	0.34	37.5	35.605	6.8	3.8	139.1
1/10/2008	21:10:40	20.43	311	284	3.7	0.33	36.9	35.593	6.8	3.7	138.4
1/10/2008	21:15:40	20.43	314	286	3.7	0.33	37.5	35.589	6.8	3.5	137.6
1/10/2008	21:20:40	20.43	316	288	3.7	0.33	36.9	35.589	6.8	3.5	137.1
1/10/2008	21:25:40	20.43	318	290	3.7	0.33	36.9	35.584	6.8	3.4	136.7
1/10/2008	21:30:40	20.43	318	290	3.7	0.33	36.9	35.584	6.81	3.3	136.2
1/10/2008	21:35:40	20.43	318	290	3.7	0.33	36.9	35.586	6.81	3.2	135.7
1/10/2008	21:40:40	20.43	317	289	3.7	0.33	36.9	35.589	6.81	3.3	135.1
1/10/2008	21:45:40	20.43	316	289	3.7	0.33	36.9	35.59	6.81	3.3	134.8
1/10/2008	21:50:40	20.43	316	288	3.7	0.33	36.9	35.589	6.81	3.2	134.4
1/10/2008	21:55:40	20.43	315	288	3.7	0.33	36.9	35.59	6.81	3.1	134.1
1/10/2008	22:00:40	20.43	315	287	3.7	0.34	36.9	35.594	6.81	3	133.8
1/10/2008	22:05:40	20.43	315	287	3.7	0.34	36.9	35.598	6.81	2.8	133.7
1/10/2008	22:10:40	20.42	314	286	3.7	0.33	36.9	35.597	6.82	2.7	133.5
1/10/2008	22:15:40	20.42	314	286	3.7	0.33	36.9	35.603	6.82	2.6	133.5
1/10/2008	22:20:40	20.42	313	286	3.7	0.33	36.9	35.602	6.82	2.5	133.4
1/10/2008	22:25:40	20.42	313	286	3.7	0.33	36.9	35.603	6.82	2.4	133.4
1/10/2008	22:30:40	20.42	313	285	3.7	0.33	37.5	35.609	6.82	2.4	133.4
1/10/2008	22:35:40	20.42	312	285	3.7	0.34	36.9	35.607	6.82	2.3	133.2
1/10/2008	22:40:40	20.42	312	285	3.7	0.33	36.9	35.61	6.82	2.3	133.2
1/10/2008	22:45:40	20.42	312	284	3.7	0.34	36.9	35.613	6.82	2.3	133.1
1/10/2008	22:50:40	20.42	312	284	3.7	0.33	36.9	35.611	6.82	2.3	132.9
1/10/2008	22:55:40	20.42	311	284	3.7	0.33	36.9	35.613	6.82	2.2	132.8
1/10/2008	23:00:40	20.42	311	284	3.7	0.33	36.9	35.617	6.82	2.2	132.7
1/10/2008	23:05:40	20.42	311	284	3.7	0.33	36.9	35.62	6.82	2.2	132.5
1/10/2008	23:10:40	20.42	311	284	3.7	0.33	36.9	35.618	6.82	2.2	132.4
1/10/2008	23:15:40	20.42	311	283	3.7	0.33	36.9	35.618	6.82	2.2	132.4
1/10/2008	23:20:40	20.42	310	283	3.7	0.34	36.9	35.62	6.82	2.2	132.3
1/10/2008	23:25:40	20.42	311	284	3.7	0.34	36.9	35.625	6.83	2.1	132.1
1/10/2008	23:30:40	20.42	310	283	3.7	0.33	36.9	35.625	6.83	2.1	132
1/10/2008	23:35:40	20.42	310	283	3.7	0.33	36.9	35.623	6.83	2	131.8
1/10/2008	23:40:40	20.42	310	283	3.7	0.33	36.9	35.627	6.83	2	131.5
1/10/2008	23:45:40	20.42	309	282	3.7	0.33	36.9	35.627	6.83	1.9	131.3
1/10/2008	23:50:40	20.42	310	283	3.7	0.33	36.9	35.632	6.83	1.8	131
1/10/2008	23:55:40	20.42	309	282	3.6	0.33	36.9	35.631	6.83	1.8	130.8
1/11/2008	0:00:40	20.42	310	282	3.7	0.33	36.9	35.63	6.83	1.6	130.6
1/11/2008	0:05:40	20.42	309	282	3.6	0.33	36.9	35.632	6.84	1.6	130.3
1/11/2008	0:10:40	20.42	309	282	3.7	0.33	36.9	35.635	6.84	1.5	130.2
1/11/2008	0:15:40	20.42	309	282	3.7	0.33	36.9	35.633	6.84	1.5	129.9
1/11/2008	0:20:40	20.42	308	281	3.6	0.33	37.5	35.638	6.84	1.4	129.6
1/11/2008	0:25:40	20.42	308	281	3.6	0.33	36.9	35.637	6.84	1.3	129.4
1/11/2008	0:30:40	20.42	309	282	3.6	0.33	36.9	35.639	6.84	1.2	129.2
1/11/2008	0:35:40	20.42	309	282	3.7	0.33	36.9	35.639	6.84	1.2	129
1/11/2008	0:40:40	20.42	308	281	3.6	0.33	36.9	35.641	6.84	1.1	128.7
1/11/2008	0:45:40	20.42	308	281	3.6	0.33	36.9	35.641	6.84	1.1	128.4
1/11/2008	0:50:40	20.42	308	281	3.6	0.33	36.9	35.646	6.84	1.1	128.2
1/11/2008	0:55:40	20.42	308	281	3.6	0.32	36.9	35.644	6.84	1.1	127.9
1/11/2008	1:00:40	20.42	307	281	3.6	0.32	36.9	35.646	6.84	1.1	127.5
1/11/2008	1:05:40	20.42	308	281	3.6	0.33	36.9	35.649	6.84	1.1	127.3

Date m/d/y	Time hh:mm:ss	Temp C	SpCond uS/cm	Cond uS/cm	DOsat %	DO mg/L	DOchrg	Depth feet	pH	pH mV	Orp mV
1/11/2008	1:10:40	20.42	307	281	3.6	0.33	36.9	35.649	6.84	1.1	127
1/11/2008	1:15:40	20.42	307	280	3.6	0.32	36.9	35.649	6.84	1	126.8
1/11/2008	1:20:40	20.42	308	281	3.6	0.32	36.9	35.653	6.84	1.1	126.5
1/11/2008	1:25:40	20.42	307	280	3.6	0.33	36.9	35.653	6.84	1	126.3
1/11/2008	1:30:40	20.42	308	281	3.6	0.33	36.9	35.654	6.84	1	125.9
1/11/2008	1:35:40	20.42	308	281	3.6	0.32	36.9	35.651	6.84	1	125.5
1/11/2008	1:40:40	20.42	308	281	3.6	0.33	36.9	35.653	6.84	1	125.2
1/11/2008	1:45:40	20.42	307	280	3.6	0.33	36.9	35.657	6.84	1.1	124.9
1/11/2008	1:50:40	20.42	306	280	3.6	0.33	36.9	35.658	6.84	1.2	124.7
1/11/2008	1:55:40	20.42	307	280	3.6	0.33	36.9	35.66	6.84	1.2	124.3
1/11/2008	2:00:40	20.42	307	280	3.6	0.33	36.9	35.659	6.84	1.3	124.1
1/11/2008	2:05:40	20.42	307	280	3.6	0.33	36.9	35.662	6.84	1.4	124
1/11/2008	2:10:40	20.42	307	280	3.6	0.32	36.9	35.663	6.84	1.4	123.7
1/11/2008	2:15:40	20.42	307	280	3.6	0.32	36.9	35.664	6.84	1.4	123.3
1/11/2008	2:20:40	20.42	307	280	3.6	0.32	36.9	35.668	6.84	1.5	122.9
1/11/2008	2:25:40	20.42	307	280	3.6	0.32	36.9	35.664	6.84	1.5	122.5
1/11/2008	2:30:40	20.42	307	280	3.6	0.32	36.9	35.668	6.84	1.5	122.2
1/11/2008	2:35:40	20.42	306	280	3.6	0.32	35.7	35.668	6.84	1.5	121.9
1/11/2008	2:40:40	20.42	307	280	3.6	0.32	36.9	35.669	6.84	1.5	121.6
1/11/2008	2:45:40	20.42	307	280	3.5	0.32	36.9	35.674	6.84	1.5	121.4
1/11/2008	2:50:40	20.42	307	280	3.6	0.32	36.9	35.674	6.84	1.5	121
1/11/2008	2:55:40	20.42	307	280	3.5	0.32	36.9	35.672	6.84	1.5	120.7
1/11/2008	3:00:40	20.42	306	280	3.6	0.32	36.9	35.674	6.84	1.5	120.2
1/11/2008	3:05:40	20.42	307	280	3.6	0.32	36.9	35.677	6.84	1.5	119.8
1/11/2008	3:10:40	20.42	307	280	3.6	0.32	36.9	35.674	6.84	1.5	119.3
1/11/2008	3:15:40	20.42	307	280	3.6	0.32	36.9	35.676	6.84	1.5	118.9
1/11/2008	3:20:40	20.42	306	279	3.6	0.32	36.9	35.678	6.84	1.4	118.5
1/11/2008	3:25:40	20.42	307	280	3.6	0.32	36.9	35.678	6.84	1.3	118
1/11/2008	3:30:40	20.42	306	279	3.6	0.32	36.9	35.683	6.84	1.2	117.6
1/11/2008	3:35:40	20.42	306	279	3.6	0.32	36.9	35.684	6.84	1.1	117
1/11/2008	3:40:40	20.42	307	280	3.6	0.33	36.9	35.682	6.84	1	116.5
1/11/2008	3:45:40	20.42	307	280	3.6	0.33	36.9	35.687	6.84	1	116
1/11/2008	3:50:40	20.42	307	280	3.6	0.33	36.9	35.686	6.84	1.2	115.5
1/11/2008	3:55:40	20.42	307	280	3.7	0.33	36.9	35.686	6.84	1.3	115
1/11/2008	4:00:40	20.42	307	280	3.7	0.33	36.9	35.69	6.84	1.6	114.6
1/11/2008	4:05:40	20.42	306	279	3.7	0.33	36.9	35.69	6.83	1.8	114.4
1/11/2008	4:10:40	20.42	306	279	3.7	0.33	36.9	35.694	6.83	2	114
1/11/2008	4:15:40	20.42	306	279	3.6	0.33	36.9	35.691	6.82	2.2	113.8
1/11/2008	4:20:40	20.42	306	280	3.6	0.32	36.9	35.694	6.82	2.5	113.6
1/11/2008	4:25:40	20.42	307	280	3.6	0.33	36.9	35.697	6.82	2.7	113.2
1/11/2008	4:30:40	20.42	307	280	3.6	0.33	36.9	35.696	6.81	3	113.2
1/11/2008	4:35:40	20.42	307	280	3.6	0.33	36.9	35.698	6.81	3.2	112.9
1/11/2008	4:40:40	20.42	307	280	3.6	0.33	35.7	35.701	6.8	3.5	112.7
1/11/2008	4:45:40	20.42	306	280	3.6	0.33	36.9	35.697	6.8	3.7	112.4
1/11/2008	4:50:40	20.42	306	280	3.6	0.33	36.9	35.703	6.79	4	112.3
1/11/2008	4:55:40	20.42	306	280	3.6	0.32	36.9	35.705	6.79	4.3	112.1
1/11/2008	5:00:40	20.42	306	280	3.6	0.33	36.9	35.702	6.78	4.5	112
1/11/2008	5:05:40	20.42	307	280	3.6	0.33	36.9	35.707	6.78	4.6	111.9
1/11/2008	5:10:40	20.42	306	280	3.6	0.32	36.9	35.709	6.78	4.6	111.8
1/11/2008	5:15:40	20.42	307	280	3.6	0.32	35.7	35.706	6.78	4.6	111.9
1/11/2008	5:20:40	20.42	307	280	3.6	0.32	35.7	35.711	6.78	4.5	111.8
1/11/2008	5:25:40	20.42	307	280	3.6	0.32	36.9	35.71	6.79	4.4	111.5
1/11/2008	5:30:40	20.42	306	279	3.6	0.32	36.9	35.71	6.79	4.3	111.3
1/11/2008	5:35:40	20.42	306	280	3.6	0.32	35.7	35.716	6.79	4.2	111.1
1/11/2008	5:40:40	20.42	307	280	3.6	0.32	36.9	35.714	6.79	4	110.9
1/11/2008	5:45:40	20.42	307	280	3.6	0.32	36.9	35.715	6.79	3.9	110.8
1/11/2008	5:50:40	20.42	306	280	3.6	0.33	36.9	35.72	6.8	3.8	110.5
1/11/2008	5:55:40	20.42	306	280	3.6	0.33	36.9	35.72	6.8	3.8	110.4
1/11/2008	6:00:40	20.42	306	280	3.6	0.33	35.7	35.722	6.8	3.8	110.3
1/11/2008	6:05:40	20.42	307	280	3.6	0.33	36.9	35.722	6.8	3.8	110.1
1/11/2008	6:10:40	20.42	307	280	3.6	0.33	35.7	35.722	6.79	3.9	109.9

Date m/d/y	Time hh:mm:ss	Temp C	SpCond uS/cm	Cond uS/cm	DOsat %	DO mg/L	DOchrg	Depth feet	pH	pH mV	Orp mV
1/11/2008	6:15:40	20.42	306	280	3.6	0.33	36.9	35.728	6.79	4.1	109.6
1/11/2008	6:20:40	20.42	307	280	3.6	0.33	36.9	35.727	6.79	4.2	109.5
1/11/2008	6:25:40	20.42	306	280	3.6	0.33	36.9	35.725	6.79	4.3	109.3
1/11/2008	6:30:40	20.42	306	280	3.7	0.33	36.9	35.73	6.79	4.3	109.1
1/11/2008	6:35:40	20.42	307	280	3.6	0.33	36.9	35.73	6.79	4.3	108.9
1/11/2008	6:40:40	20.42	306	280	3.6	0.33	36.9	35.733	6.79	4.3	108.8
1/11/2008	6:45:40	20.42	306	280	3.6	0.32	36.9	35.734	6.79	4.3	108.6
1/11/2008	6:50:40	20.42	307	280	3.6	0.32	36.9	35.734	6.79	4.2	108.4
1/11/2008	6:55:40	20.42	306	280	3.6	0.32	36.9	35.738	6.79	4.1	108.2
1/11/2008	7:00:40	20.42	307	280	3.6	0.32	36.9	35.735	6.79	3.9	108
1/11/2008	7:05:40	20.42	307	280	3.6	0.32	36.9	35.741	6.8	3.8	107.9
1/11/2008	7:10:40	20.42	307	280	3.6	0.32	35.7	35.742	6.8	3.7	107.7
1/11/2008	7:15:40	20.42	307	280	3.6	0.32	35.7	35.739	6.8	3.5	107.5
1/11/2008	7:20:40	20.42	307	280	3.6	0.32	35.7	35.744	6.8	3.4	107.2
1/11/2008	7:25:40	20.42	307	280	3.5	0.32	36.9	35.744	6.8	3.3	107
1/11/2008	7:30:40	20.42	307	280	3.5	0.32	36.9	35.748	6.81	3.2	106.7
1/11/2008	7:35:40	20.42	306	280	3.5	0.32	36.9	35.748	6.81	3.1	106.4
1/11/2008	7:40:40	20.43	305	279	7.4	0.67	35.7	35.645	6.7	9.2	110.8
1/11/2008	7:45:40	20.43	305	278	9.2	0.83	35.7	35.646	6.71	8.9	112.7
1/11/2008	7:50:40	20.43	305	278	6.6	0.59	36.9	35.645	6.77	5.2	111.1
1/11/2008	7:55:40	20.43	305	279	9.1	0.82	36.9	35.649	6.73	7.7	112.7
1/11/2008	8:00:40	20.44	306	279	5.3	0.48	36.9	35.651	6.77	5.3	111.1
1/11/2008	8:05:40	20.43	305	279	2.7	0.24	36.9	35.655	6.77	5.2	110.4
1/11/2008	8:10:40	20.44	305	279	1.2	0.11	36.9	35.661	6.78	4.9	110.4
1/11/2008	8:15:40	20.43	306	279	0.8	0.07	36.9	35.658	6.78	4.6	109.7
1/11/2008	8:20:40	20.43	306	280	0.2	0.02	36.9	35.661	6.79	4.5	109.3
1/11/2008	8:25:40	20.43	306	279	-0.1	-0.01	36.9	35.661	6.79	4.4	108.9
1/11/2008	8:30:40	20.43	306	280	0.1	0.01	35.7	35.666	6.79	4.4	108.6
1/11/2008	8:35:40	20.43	306	279	0.4	0.03	35.7	35.669	6.79	4.3	108.3
1/11/2008	8:40:40	20.43	307	280	0.5	0.04	35.7	35.674	6.79	4.4	108
1/11/2008	8:45:40	20.43	306	280	0.1	0.01	35.7	35.714	6.79	4.5	107.6
1/11/2008	8:50:40	20.43	306	280	0.4	0.03	35.7	35.798	6.79	4.5	107.3
1/11/2008	8:55:40	20.42	307	281	0.5	0.05	35.7	35.902	6.79	4.4	107.1
1/11/2008	9:00:40	20.42	307	280	0.5	0.05	35.7	36.012	6.8	3.7	106.4
1/11/2008	9:05:40	20.41	307	280	0.3	0.03	35.7	36.127	6.81	2.7	105.8
1/11/2008	9:10:40	20.4	308	281	0.5	0.04	35.7	36.238	6.81	2.7	105
1/11/2008	9:15:40	20.38	308	281	0.5	0.04	35.7	36.351	6.8	3.8	105.2
1/11/2008	9:20:40	20.37	311	283	0.5	0.05	35.7	36.459	6.79	4.1	105.7
1/11/2008	9:25:40	20.35	315	287	0.6	0.05	35.7	36.571	6.83	1.8	104
1/11/2008	9:30:40	20.34	318	290	0.5	0.05	35.7	36.666	6.85	0.5	102.9
1/11/2008	9:35:40	20.33	318	290	0.6	0.05	35.7	36.764	6.87	-0.2	102.4
1/11/2008	9:40:40	20.32	318	289	0.6	0.05	35.7	36.85	6.87	-0.5	101.7
1/11/2008	9:45:40	20.32	318	290	0.5	0.05	35.7	36.937	6.87	-0.5	101.4
1/11/2008	9:50:40	20.31	318	289	0.5	0.05	35.7	37.007	6.88	-0.9	101.3
1/11/2008	9:55:40	20.31	318	289	0.6	0.05	35.7	37.077	6.88	-1	101
1/11/2008	10:00:40	20.31	317	288	0.5	0.05	35.7	37.133	6.88	-1.2	101
1/11/2008	10:05:40	20.3	316	287	0.5	0.05	35.7	37.182	6.89	-1.5	100.8
1/11/2008	10:10:40	20.3	316	288	0.5	0.05	35.7	37.237	6.89	-1.6	100.5
1/11/2008	10:15:40	20.3	316	288	0.5	0.04	35.7	37.281	6.89	-1.6	100.3
1/11/2008	10:20:40	20.3	316	288	0.5	0.04	35.7	37.32	6.89	-1.6	100.1
1/11/2008	10:25:40	20.31	317	288	0.5	0.05	35.7	37.35	6.89	-1.8	99.9
1/11/2008	10:30:40	20.31	316	288	0.6	0.05	35.7	37.38	6.9	-1.9	99.4
1/11/2008	10:35:40	20.31	316	288	0.5	0.05	35.7	37.421	6.9	-2.1	98.9
1/11/2008	10:40:40	20.31	316	288	0.5	0.05	35.7	37.485	6.9	-2.1	98.4
1/11/2008	10:45:40	20.31	316	288	0.5	0.05	35.7	37.553	6.9	-2	98.3
1/11/2008	10:50:40	20.31	315	287	0.5	0.05	35.7	37.618	6.9	-1.9	98.3
1/11/2008	10:55:40	20.31	315	287	0.5	0.05	35.7	37.678	6.89	-1.8	98.2
1/11/2008	11:00:40	20.31	315	287	0.5	0.05	35.7	37.73	6.89	-1.8	98.1
1/11/2008	11:05:40	20.31	315	287	0.5	0.04	35.7	37.779	6.89	-1.8	98.2
1/11/2008	11:10:40	20.31	314	286	0.5	0.04	35.7	37.823	6.9	-1.9	98.1
1/11/2008	11:15:40	20.31	314	286	0.5	0.04	35.7	37.866	6.9	-2.1	97.8

Date m/d/y	Time hh:mm:ss	Temp C	SpCond uS/cm	Cond uS/cm	DOsat %	DO mg/L	DOchrg	Depth feet	pH	pH mV	Orp mV
1/11/2008	11:20:40	20.31	313	285	0.4	0.04	35.7	37.899	6.9	-2.1	97.4
1/11/2008	11:25:40	20.3	313	285	0.7	0.06	35.7	37.928	6.9	-2	97.4
1/11/2008	11:30:40	20.3	313	285	1.3	0.11	35.7	37.959	6.9	-2	97.3
1/11/2008	11:35:40	20.3	313	285	1.5	0.14	35.7	37.979	6.9	-2	97
1/11/2008	11:40:40	20.31	313	285	1.6	0.15	35.7	37.996	6.89	-1.8	96.9
1/11/2008	11:45:40	20.31	312	284	1.7	0.16	35.7	38.012	6.89	-1.7	96.6
1/11/2008	11:50:40	20.31	312	284	1.8	0.16	35.7	38.029	6.89	-1.6	96.3
1/11/2008	11:55:40	20.31	312	284	1.8	0.17	35.7	38.043	6.89	-1.7	95.9
1/11/2008	12:00:40	20.31	312	284	1.9	0.17	35.7	38.052	6.89	-1.8	95.5
1/11/2008	12:05:40	20.31	312	284	2	0.18	36.9	38.06	6.9	-2.3	95.2
1/11/2008	12:10:40	20.31	312	284	2.2	0.2	35.7	38.065	6.9	-2.2	94.7
1/11/2008	12:15:40	20.31	312	284	2.4	0.21	35.7	38.068	6.9	-2.2	94.4
1/11/2008	12:20:40	20.31	312	284	2.4	0.21	35.7	38.067	6.9	-2.3	94.2
1/11/2008	12:25:40	20.32	312	284	2.4	0.21	35.7	38.055	6.91	-2.5	93.9
1/11/2008	12:30:40	20.32	312	284	2.5	0.23	35.7	38.043	6.91	-2.6	93.6

Date m/d/y	Time hh:mm:ss	Temp C	SpCond uS/cm	Cond uS/cm	DOsat %	DO mg/L	DOchrg	Depth feet	pH	pH mV	Orp mV
1/10/2008	15:20:40	20.5	360	329	27.9	2.51	48.6	6.658	6.72	5.4	141.7
1/10/2008	15:25:40	20.5	361	330	27.3	2.46	49.8	6.647	6.72	5.3	141.5
1/10/2008	15:30:40	20.5	362	331	26.7	2.4	48.6	6.629	6.72	5.2	142
1/10/2008	15:35:40	20.5	364	333	24.3	2.19	48.6	6.609	6.72	5.6	140.4
1/10/2008	15:40:40	20.5	366	334	24.6	2.21	48.6	6.592	6.72	5.3	140.1
1/10/2008	15:45:40	20.5	369	337	25.5	2.29	49.8	6.528	6.72	5.4	139.8
1/10/2008	15:50:40	20.5	374	341	17.9	1.61	48	6.499	6.71	5.9	140
1/10/2008	15:55:40	20.5	377	345	15.3	1.38	48	6.409	6.69	6.8	139.7
1/10/2008	16:00:40	20.5	382	349	13.9	1.25	48	6.337	6.68	7.7	139.6
1/10/2008	16:05:40	20.51	388	354	17.5	1.57	48	6.221	6.65	9	138.9
1/10/2008	16:10:40	20.51	396	362	18.7	1.68	48	6.132	6.62	10.9	137.5
1/10/2008	16:15:40	20.51	406	371	17.8	1.6	48	6.035	6.6	11.9	137.1
1/10/2008	16:20:40	20.52	410	375	13.7	1.23	48	5.937	6.58	13.2	136.3
1/10/2008	16:25:40	20.52	420	384	16.6	1.49	48	5.836	6.56	14.4	135.4
1/10/2008	16:30:40	20.52	434	397	40.8	3.66	51	5.765	6.54	15.7	133.5
1/10/2008	16:35:40	20.52	437	399	46.4	4.17	52.1	5.639	6.53	15.9	132.2
1/10/2008	16:40:40	20.52	445	407	50.9	4.57	52.1	5.552	6.54	15.8	130.8
1/10/2008	16:45:40	20.52	440	402	54	4.85	52.1	6.307	6.54	15.5	129.3
1/10/2008	16:50:40	20.52	453	414	35.2	3.17	49.8	7.727	6.58	13	130.7
1/10/2008	16:55:40	20.52	437	399	37.2	3.35	49.8	8.215	6.61	11.5	130.4
1/10/2008	17:00:40	20.52	440	403	43	3.87	49.8	8.367	6.63	10.6	129.9
1/10/2008	17:05:40	20.52	447	409	55.3	4.97	52.1	8.387	6.62	10.7	128.9
1/10/2008	17:10:40	20.52	482	440	62	5.57	52.7	8.363	6.69	7.1	124.5
1/10/2008	17:15:40	20.52	507	464	67.8	6.09	52.7	8.312	6.73	4.8	123.3
1/10/2008	17:20:40	20.51	510	467	67.7	6.08	52.7	8.257	6.77	2.5	121
1/10/2008	17:25:40	20.53	523	479	70.5	6.33	52.7	8.193	6.8	0.9	119
1/10/2008	17:30:40	20.52	533	487	70.6	6.35	52.7	8.121	6.83	-0.8	116.6
1/10/2008	17:35:40	20.52	537	491	73.9	6.64	53.9	8.053	6.86	-2.9	114.6
1/10/2008	17:40:40	20.53	547	500	76	6.83	53.9	7.969	6.88	-4	113.5
1/10/2008	17:45:40	20.54	557	509	83	7.45	55.1	7.894	6.92	-6.1	111.9
1/10/2008	17:50:40	20.55	565	517	85.4	7.67	55.1	7.817	6.96	-8.4	111.1
1/10/2008	17:55:40	20.55	566	518	85.3	7.66	55.1	7.727	6.98	-9.8	110
1/10/2008	18:00:40	20.56	578	529	93	8.35	56.3	7.648	7.04	-12.8	107.9
1/10/2008	18:05:40	20.56	577	528	91.9	8.25	56.3	7.568	7.05	-13.9	107.5
1/10/2008	18:10:40	20.56	580	531	93.3	8.37	56.3	7.492	7.07	-14.6	106.4
1/10/2008	18:15:40	20.56	586	536	94.2	8.45	56.3	7.408	7.11	-17.3	105.3
1/10/2008	18:20:40	20.57	591	541	95.5	8.57	56.8	7.337	7.14	-18.7	104.4
1/10/2008	18:25:40	20.57	584	534	94.1	8.45	56.3	7.168	7.14	-18.7	103.6
1/10/2008	18:30:40	20.57	600	549	99.8	8.95	56.8	7.219	7.21	-22.9	102.2
1/10/2008	18:35:40	20.57	605	553	100.4	9.01	56.8	7.105	7.25	-25	101
1/10/2008	18:40:40	20.57	599	548	99	8.88	56.8	7.032	7.26	-25.6	100.3
1/10/2008	18:45:40	20.57	598	547	98.5	8.84	56.3	6.973	7.27	-26.1	99.7
1/10/2008	18:50:40	20.57	600	549	99.1	8.9	56.3	6.902	7.3	-27.8	98.8
1/10/2008	18:55:40	20.58	608	557	99.3	8.91	56.8	6.906	7.32	-28.8	97.8
1/10/2008	19:00:40	20.57	606	554	99.6	8.94	56.8	6.82	7.34	-30.3	96.9
1/10/2008	19:05:40	20.58	616	564	100.7	9.04	56.8	5.393	7.37	-31.9	95.9
1/10/2008	19:10:40	20.59	622	569	97.2	8.72	56.3	2.82	7.38	-32.3	95.2
1/10/2008	19:15:40	20.6	636	583	94.8	8.5	56.8	1.53	7.37	-31.9	94.2
1/10/2008	19:20:40	20.59	667	610	92.5	8.3	56.8	0.885	7.38	-32.2	93.1
1/10/2008	19:25:40	20.57	659	604	88.1	7.91	56.3	0.508	7.36	-31.6	92.8
1/10/2008	19:30:40	20.57	656	600	87.3	7.84	56.3	0.329	7.36	-31.1	92.8
1/10/2008	19:35:40	20.55	648	593	84.6	7.59	55.1	0.264	7.33	-29.5	93.1
1/10/2008	19:40:40	20.55	639	585	79.1	7.1	53.9	0.262	7.29	-27.3	93.4
1/10/2008	19:45:40	20.55	629	576	74.1	6.66	53.9	0.253	7.26	-25.6	94.1
1/10/2008	19:50:40	20.55	620	567	68.2	6.13	52.7	0.256	7.21	-22.7	94.3
1/10/2008	19:55:40	20.54	611	559	60.3	5.41	52.7	0.304	7.11	-16.9	94.4
1/10/2008	20:00:40	20.54	603	552	59.3	5.33	52.1	0.363	7.08	-15.6	94.5

Date m/d/y	Time hh:mm:ss	Temp C	SpCond uS/cm	Cond uS/cm	DOsat %	DO mg/L	DOchrg	Depth feet	pH	pH mV	Orp mV
1/10/2008	20:05:40	20.54	596	545	57	5.12	52.1	0.441	7.06	-14.3	94.7
1/10/2008	20:10:40	20.53	592	542	56.6	5.08	52.1	0.527	7.03	-12.3	94.9
1/10/2008	20:15:40	20.53	584	535	51.3	4.61	51	0.629	7.01	-11.4	95.2
1/10/2008	20:20:40	20.53	576	527	52.6	4.73	52.1	0.718	6.99	-10.5	95.6
1/10/2008	20:25:40	20.52	566	518	50.6	4.55	51	0.805	6.97	-8.9	95.8
1/10/2008	20:30:40	20.52	560	512	47.5	4.27	51	0.898	6.95	-8	96
1/10/2008	20:35:40	20.52	552	505	45.9	4.12	51	0.996	6.94	-7.3	96.5
1/10/2008	20:40:40	20.51	547	500	47.4	4.26	51	1.089	6.93	-6.9	96.6
1/10/2008	20:45:40	20.51	537	491	42	3.78	51	1.19	6.93	-6.7	96.6
1/10/2008	20:50:40	20.51	529	484	41.4	3.72	49.8	1.306	6.91	-5.5	97
1/10/2008	20:55:40	20.5	525	479	40.4	3.63	49.8	1.416	6.91	-5.5	97
1/10/2008	21:00:40	20.5	517	472	40.1	3.61	48.6	1.531	6.9	-5.1	97.1
1/10/2008	21:05:40	20.5	510	466	38.5	3.46	49.8	1.659	6.9	-4.9	97.2
1/10/2008	21:10:40	20.5	502	459	37.8	3.4	49.8	1.774	6.9	-5	97.4
1/10/2008	21:15:40	20.49	499	456	36.4	3.27	48.6	1.9	6.89	-4.7	97.4
1/10/2008	21:20:40	20.49	493	451	36.2	3.26	49.8	2.018	6.89	-4.6	97.4
1/10/2008	21:25:40	20.49	492	449	34.5	3.1	48.6	2.12	6.89	-4.6	97.5
1/10/2008	21:30:40	20.49	487	445	32.6	2.94	48.6	2.216	6.89	-4.4	97.5
1/10/2008	21:35:40	20.49	484	442	31.9	2.87	48.6	2.316	6.89	-4.3	97.5
1/10/2008	21:40:40	20.49	483	442	29.8	2.68	48.6	2.401	6.89	-4.2	97.3
1/10/2008	21:45:40	20.48	478	436	28.8	2.59	48.6	2.477	6.89	-4.2	97.2
1/10/2008	21:50:40	20.49	476	435	28.9	2.6	48.6	2.544	6.88	-4	97.1
1/10/2008	21:55:40	20.49	473	432	28.8	2.59	48	2.597	6.88	-3.6	97
1/10/2008	22:00:40	20.49	474	433	29.3	2.63	48.6	2.629	6.87	-3.5	97
1/10/2008	22:05:40	20.49	477	436	28.2	2.53	48	2.662	6.87	-3.5	96.9
1/10/2008	22:10:40	20.49	475	434	28.1	2.52	48	2.681	6.87	-3.5	96.7
1/10/2008	22:15:40	20.48	476	435	28	2.51	48.6	2.706	6.88	-3.7	96.5
1/10/2008	22:20:40	20.49	477	436	27.7	2.49	48	2.721	6.87	-3.5	96.3
1/10/2008	22:25:40	20.49	476	435	27.3	2.46	48	2.737	6.87	-3.5	96.2
1/10/2008	22:30:40	20.49	475	434	26.9	2.42	48	2.754	6.88	-3.8	96.1
1/10/2008	22:35:40	20.49	477	436	26.8	2.41	48	2.77	6.88	-3.8	96
1/10/2008	22:40:40	20.49	478	437	26	2.34	48	2.777	6.88	-4	96
1/10/2008	22:45:40	20.49	478	437	25.6	2.3	48	2.788	6.88	-3.9	95.9
1/10/2008	22:50:40	20.49	479	438	24.9	2.24	48.6	2.801	6.88	-4	95.6
1/10/2008	22:55:40	20.49	478	437	24.5	2.2	48	2.81	6.88	-4.2	95.3
1/10/2008	23:00:40	20.49	477	436	24	2.16	48	2.816	6.88	-4.2	95.1
1/10/2008	23:05:40	20.49	475	434	23.4	2.1	48	2.831	6.89	-4.2	95.1
1/10/2008	23:10:40	20.49	474	433	23	2.07	48	2.845	6.88	-4.2	95.1
1/10/2008	23:15:40	20.49	477	436	22.2	2	48	2.852	6.88	-4	95
1/10/2008	23:20:40	20.49	477	436	21.1	1.9	46.9	2.86	6.88	-3.9	95
1/10/2008	23:25:40	20.49	475	434	19.6	1.77	46.9	2.87	6.88	-3.8	94.8
1/10/2008	23:30:40	20.49	475	434	18.9	1.7	48	2.882	6.88	-3.8	94.7
1/10/2008	23:35:40	20.5	474	433	18.1	1.62	46.9	2.885	6.88	-3.8	94.6
1/10/2008	23:40:40	20.49	473	432	17.3	1.56	46.9	2.893	6.88	-3.8	94.1
1/10/2008	23:45:40	20.49	472	431	16.5	1.48	46.9	2.905	6.88	-3.8	93.8
1/10/2008	23:50:40	20.5	472	431	15.8	1.42	46.9	2.917	6.88	-4	93.6
1/10/2008	23:55:40	20.5	472	431	15.1	1.36	46.9	2.922	6.88	-4	93.6
1/11/2008	0:00:40	20.5	473	432	14.3	1.29	46.9	2.934	6.88	-4	93.4
1/11/2008	0:05:40	20.5	472	432	13.3	1.2	45.7	2.938	6.88	-3.7	93.1
1/11/2008	0:10:40	20.5	471	430	12.7	1.14	45.7	2.942	6.88	-3.7	92.8
1/11/2008	0:15:40	20.5	470	430	12.3	1.1	45.7	2.952	6.88	-3.7	92.7
1/11/2008	0:20:40	20.5	471	431	11.3	1.02	46.9	2.96	6.88	-3.7	92.3
1/11/2008	0:25:40	20.5	471	431	11.3	1.02	46.9	2.963	6.88	-3.7	92
1/11/2008	0:30:40	20.5	472	431	11.9	1.07	45.7	2.977	6.88	-3.8	91.7
1/11/2008	0:35:40	20.5	471	431	12.2	1.1	46.9	2.981	6.88	-3.7	91.3
1/11/2008	0:40:40	20.5	471	430	11.9	1.07	46.9	2.982	6.88	-3.7	91.1
1/11/2008	0:45:40	20.5	470	429	10.8	0.97	46.9	2.989	6.88	-3.7	90.9
1/11/2008	0:50:40	20.5	470	430	9.5	0.86	45.7	2.998	6.88	-3.7	90.9
1/11/2008	0:55:40	20.5	470	429	8.5	0.77	46.9	3.003	6.88	-3.7	90.6
1/11/2008	1:00:40	20.5	468	428	7.5	0.67	45.7	3.013	6.87	-3.5	90.5
1/11/2008	1:05:40	20.5	468	428	6.7	0.6	45.7	3.013	6.87	-3.5	90.2

Date m/d/y	Time hh:mm:ss	Temp C	SpCond uS/cm	Cond uS/cm	DOsat %	DO mg/L	DOchrg	Depth feet	pH	pH mV	Orp mV
1/11/2008	1:10:40	20.5	467	427	6.1	0.55	45.7	3.019	6.87	-3.4	90.1
1/11/2008	1:15:40	20.5	466	426	5.5	0.49	45.7	3.027	6.87	-3.2	89.9
1/11/2008	1:20:40	20.5	466	426	5	0.45	45.7	3.036	6.87	-3.3	89.6
1/11/2008	1:25:40	20.51	466	426	4.7	0.42	45.7	3.033	6.87	-3.2	89.3
1/11/2008	1:30:40	20.51	466	426	5	0.45	45.7	3.045	6.87	-3.2	89.2
1/11/2008	1:35:40	20.51	467	427	5.3	0.47	45.7	3.046	6.87	-3.2	89.6
1/11/2008	1:40:40	20.51	467	427	5.3	0.48	45.7	3.053	6.87	-3.2	90
1/11/2008	1:45:40	20.51	466	426	4.9	0.44	45.7	3.06	6.87	-3.2	90.1
1/11/2008	1:50:40	20.51	466	426	4.4	0.4	45.7	3.067	6.87	-3.2	89.9
1/11/2008	1:55:40	20.51	465	425	4.5	0.4	45.7	3.069	6.87	-3.2	89.5
1/11/2008	2:00:40	20.51	464	424	4.5	0.41	45.7	3.077	6.87	-3.3	89.4
1/11/2008	2:05:40	20.51	464	424	4.2	0.37	45.7	3.079	6.87	-3.3	89.1
1/11/2008	2:10:40	20.51	463	423	3.7	0.33	44.5	3.088	6.87	-3.3	89
1/11/2008	2:15:40	20.51	463	423	3.4	0.3	45.7	3.1	6.87	-3.2	88.9
1/11/2008	2:20:40	20.51	462	422	3.3	0.3	44.5	3.1	6.87	-3.3	88.6
1/11/2008	2:25:40	20.51	461	422	3.1	0.28	44.5	3.105	6.87	-3.4	89.1
1/11/2008	2:30:40	20.51	460	421	2.9	0.26	45.7	3.111	6.87	-3.3	88.9
1/11/2008	2:35:40	20.51	460	421	2.8	0.25	44.5	3.118	6.87	-3.3	88.7
1/11/2008	2:40:40	20.51	460	420	2.7	0.24	44.5	3.12	6.87	-3.4	88.9
1/11/2008	2:45:40	20.51	459	420	2.7	0.24	44.5	3.121	6.87	-3.2	88.9
1/11/2008	2:50:40	20.51	458	419	2.6	0.23	45.7	3.12	6.87	-3.4	89.1
1/11/2008	2:55:40	20.51	458	419	2.5	0.23	44.5	3.14	6.87	-3.3	90.4
1/11/2008	3:00:40	20.51	457	418	2.5	0.23	44.5	3.142	6.87	-3.4	91.9
1/11/2008	3:05:40	20.51	457	418	2.5	0.22	44.5	3.142	6.87	-3.2	93.2
1/11/2008	3:10:40	20.51	457	417	2.5	0.22	45.7	3.149	6.87	-3.2	94
1/11/2008	3:15:40	20.51	456	417	2.5	0.22	45.7	3.155	6.87	-3.2	94.8
1/11/2008	3:20:40	20.51	456	417	2.5	0.22	44.5	3.163	6.87	-3.2	94.9
1/11/2008	3:25:40	20.51	455	416	2.5	0.22	44.5	3.167	6.87	-3.2	95.6
1/11/2008	3:30:40	20.51	455	416	2.5	0.22	44.5	3.175	6.87	-3.2	96.4
1/11/2008	3:35:40	20.51	454	415	2.5	0.23	44.5	3.167	6.87	-3.2	96.9
1/11/2008	3:40:40	20.51	454	415	2.5	0.23	44.5	3.174	6.87	-3.2	97.2
1/11/2008	3:45:40	20.51	454	415	2.5	0.23	44.5	3.188	6.87	-3.2	97.5
1/11/2008	3:50:40	20.51	453	414	2.5	0.23	44.5	3.19	6.87	-3.2	98.7
1/11/2008	3:55:40	20.51	453	414	2.5	0.23	44.5	3.195	6.87	-3.2	99.2
1/11/2008	4:00:40	20.51	452	414	2.5	0.23	44.5	3.199	6.87	-3.2	98.6
1/11/2008	4:05:40	20.51	452	413	2.5	0.22	44.5	3.203	6.87	-3.2	98.5
1/11/2008	4:10:40	20.51	452	413	2.5	0.22	44.5	3.213	6.87	-3.2	99.5
1/11/2008	4:15:40	20.51	451	413	2.5	0.23	44.5	3.211	6.87	-3.1	101.2
1/11/2008	4:20:40	20.51	451	412	2.5	0.23	44.5	3.217	6.87	-3.1	102.6
1/11/2008	4:25:40	20.51	451	412	2.5	0.23	44.5	3.225	6.86	-3.1	102.7
1/11/2008	4:30:40	20.51	450	412	2.6	0.23	44.5	3.227	6.86	-3	102
1/11/2008	4:35:40	20.51	450	411	2.6	0.23	44.5	3.23	6.86	-3	101.6
1/11/2008	4:40:40	20.51	450	411	2.5	0.23	44.5	3.234	6.87	-3.1	101.3
1/11/2008	4:45:40	20.51	450	411	2.5	0.22	44.5	3.237	6.86	-3.1	101.1
1/11/2008	4:50:40	20.51	450	411	2.5	0.23	44.5	3.25	6.86	-3	100.6
1/11/2008	4:55:40	20.51	449	411	2.5	0.23	44.5	3.246	6.86	-2.9	100.1
1/11/2008	5:00:40	20.52	449	411	2.5	0.23	45.7	3.248	6.86	-2.9	99.5
1/11/2008	5:05:40	20.51	449	410	2.5	0.23	44.5	3.259	6.86	-2.9	98.9
1/11/2008	5:10:40	20.51	449	410	2.5	0.23	44.5	3.264	6.86	-2.9	98.3
1/11/2008	5:15:40	20.52	448	410	2.6	0.23	44.5	3.27	6.86	-3	97.6
1/11/2008	5:20:40	20.51	448	409	2.6	0.23	44.5	3.267	6.86	-2.9	96.8
1/11/2008	5:25:40	20.51	448	409	2.6	0.23	44.5	3.27	6.86	-2.9	96.2
1/11/2008	5:30:40	20.52	447	409	2.6	0.23	44.5	3.276	6.86	-2.9	95.9
1/11/2008	5:35:40	20.52	447	408	2.6	0.23	44.5	3.282	6.86	-2.8	95.9
1/11/2008	5:40:40	20.51	446	408	2.5	0.23	44.5	3.285	6.86	-2.9	95.6
1/11/2008	5:45:40	20.52	446	408	2.6	0.23	43.9	3.291	6.86	-2.9	94.8
1/11/2008	5:50:40	20.52	446	408	2.6	0.23	43.9	3.296	6.86	-2.8	94.6
1/11/2008	5:55:40	20.51	446	407	2.5	0.23	44.5	3.297	6.86	-2.9	94.5
1/11/2008	6:00:40	20.52	445	407	2.5	0.23	43.9	3.301	6.86	-2.8	94.6
1/11/2008	6:05:40	20.51	445	407	2.5	0.23	44.5	3.305	6.86	-2.9	94.7
1/11/2008	6:10:40	20.52	444	406	2.5	0.23	44.5	3.309	6.86	-2.9	94.7

Date m/d/y	Time hh:mm:ss	Temp C	SpCond uS/cm	Cond uS/cm	DOsat %	DO mg/L	DOchrg	Depth feet	pH	pH mV	Orp mV
1/11/2008	6:15:40	20.52	444	406	2.5	0.23	44.5	3.313	6.86	-2.9	94.7
1/11/2008	6:20:40	20.51	444	406	2.6	0.23	44.5	3.318	6.86	-2.9	94.5
1/11/2008	6:25:40	20.52	444	406	2.5	0.23	44.5	3.313	6.86	-2.9	94.1
1/11/2008	6:30:40	20.52	443	405	2.5	0.23	44.5	3.324	6.86	-2.8	93.6
1/11/2008	6:35:40	20.51	443	405	2.6	0.23	43.9	3.326	6.86	-2.9	93.3
1/11/2008	6:40:40	20.52	443	405	2.6	0.23	44.5	3.327	6.86	-2.8	93.1
1/11/2008	6:45:40	20.52	442	404	2.6	0.23	44.5	3.326	6.86	-2.8	93.4
1/11/2008	6:50:40	20.52	442	404	2.6	0.23	44.5	3.338	6.86	-2.8	93.3
1/11/2008	6:55:40	20.52	442	404	2.5	0.23	44.5	3.339	6.86	-2.8	93.9
1/11/2008	7:00:40	20.52	442	404	2.5	0.23	43.9	3.345	6.86	-2.8	93.5
1/11/2008	7:05:40	20.52	442	404	2.6	0.23	43.9	3.344	6.86	-2.7	93.3
1/11/2008	7:10:40	20.52	441	403	2.6	0.23	43.9	3.353	6.86	-2.8	93.3
1/11/2008	7:15:40	20.52	441	403	2.5	0.23	44.5	3.357	6.86	-2.8	93.2
1/11/2008	7:20:40	20.52	441	403	2.5	0.23	43.9	3.354	6.86	-2.7	93.4
1/11/2008	7:25:40	20.52	441	403	2.6	0.23	44.5	3.36	6.86	-2.7	93.7
1/11/2008	7:30:40	20.52	440	403	2.5	0.23	43.9	3.367	6.86	-2.7	93.9
1/11/2008	7:35:40	20.52	440	402	2.5	0.23	43.9	3.368	6.86	-2.7	94
1/11/2008	7:40:40	20.52	440	402	2.5	0.23	43.9	3.366	6.86	-2.7	93.8
1/11/2008	7:45:40	20.52	440	402	2.5	0.23	43.9	3.376	6.86	-2.6	93.6
1/11/2008	7:50:40	20.52	440	402	2.5	0.22	43.9	3.376	6.86	-2.7	93
1/11/2008	7:55:40	20.52	439	402	2.6	0.23	43.9	3.384	6.86	-2.7	92.7
1/11/2008	8:00:40	20.52	439	402	2.5	0.23	43.9	3.383	6.86	-2.7	92.9
1/11/2008	8:05:40	20.52	439	401	2.5	0.22	43.9	3.39	6.86	-2.6	93.9
1/11/2008	8:10:40	20.52	438	401	2.5	0.22	43.9	3.393	6.86	-2.7	94.2
1/11/2008	8:15:40	20.52	438	401	2.5	0.23	44.5	3.386	6.86	-2.7	94.5
1/11/2008	8:20:40	20.52	438	400	2.5	0.23	43.9	3.386	6.86	-2.7	94.4
1/11/2008	8:25:40	20.52	438	400	2.5	0.23	43.9	3.397	6.86	-2.7	94.9
1/11/2008	8:30:40	20.52	437	400	2.5	0.22	44.5	3.402	6.86	-2.6	96.8
1/11/2008	8:35:40	20.52	437	400	2.5	0.23	43.9	3.512	6.86	-2.7	97.9
1/11/2008	8:40:40	20.46	423	386	9.9	0.89	44.5	6.135	6.86	-3	97.1
1/11/2008	8:45:40	20.47	415	379	25.9	2.33	46.9	9.761	6.89	-4.7	96.1
1/11/2008	8:50:40	20.47	423	387	45.3	4.08	48	11.095	6.92	-6.1	96.1
1/11/2008	8:55:40	20.49	424	388	56.2	5.06	49.8	11.728	6.94	-7.6	95.9
1/11/2008	9:00:40	20.52	441	403	71	6.38	51	12.115	6.98	-9.7	96.1
1/11/2008	9:05:40	20.57	487	446	93	8.35	53.9	12.342	7.04	-12.8	96.4
1/11/2008	9:10:40	20.59	503	460	96.4	8.65	55.1	12.485	7.05	-13.5	96.6
1/11/2008	9:15:40	20.62	522	478	110.7	9.93	56.3	12.446	7.1	-16.4	96.3
1/11/2008	9:20:40	20.63	525	481	113.9	10.22	56.3	12.328	7.11	-17.2	96.8
1/11/2008	9:25:40	20.64	532	488	116	10.4	56.8	12.273	7.15	-19.4	96.4
1/11/2008	9:30:40	20.65	543	498	118.1	10.59	56.8	12.121	7.18	-21.1	96.1
1/11/2008	9:35:40	20.66	549	503	118.8	10.64	56.8	12.009	7.21	-22.9	96
1/11/2008	9:40:40	20.66	550	505	120.4	10.79	56.8	11.836	7.25	-25	95.8
1/11/2008	9:45:40	20.67	557	511	122.2	10.95	56.8	11.665	7.28	-26.9	95.4
1/11/2008	9:50:40	20.67	561	515	122	10.93	56.8	11.468	7.31	-28.5	95.1
1/11/2008	9:55:40	20.67	565	519	122.1	10.94	58	11.255	7.33	-29.8	94.6
1/11/2008	10:00:40	20.68	571	524	121.7	10.91	56.8	11.076	7.36	-31.3	94.1
1/11/2008	10:05:40	20.68	575	527	122.1	10.94	58	10.899	7.37	-32	93.8
1/11/2008	10:10:40	20.68	582	534	122	10.93	58	10.7	7.41	-34.1	92.8
1/11/2008	10:15:40	20.68	579	531	120	10.75	56.8	10.397	7.4	-33.7	92.4
1/11/2008	10:20:40	20.68	596	547	121.6	10.89	58	10.394	7.43	-35.5	91.8
1/11/2008	10:25:40	20.69	602	553	121.3	10.86	58	10.197	7.46	-37.3	90.8
1/11/2008	10:30:40	20.67	577	529	118.2	10.59	56.8	11.007	7.43	-35.3	90.5
1/11/2008	10:35:40	20.64	553	507	119.4	10.71	56.8	11.785	7.4	-33.4	90.2
1/11/2008	10:40:40	20.66	577	529	128.9	11.55	58	12.218	7.5	-39.2	88.8
1/11/2008	10:45:40	20.67	583	535	129.4	11.6	58	12.234	7.55	-42	87.8
1/11/2008	10:50:40	20.67	588	540	132.4	11.86	59.2	12.208	7.6	-44.9	87
1/11/2008	10:55:40	20.67	587	539	132.7	11.89	58	12.07	7.63	-46.6	86.2
1/11/2008	11:00:40	20.67	587	538	133	11.91	59.2	11.956	7.65	-48.2	85.4
1/11/2008	11:05:40	20.67	586	538	132.9	11.91	58	11.748	7.68	-49.8	84.7
1/11/2008	11:10:40	20.67	585	537	132.6	11.88	58	11.586	7.7	-51	83.9
1/11/2008	11:15:40	20.67	586	538	132.2	11.84	58	11.405	7.73	-52.6	82.9

Date m/d/y	Time hh:mm:ss	Temp C	SpCond uS/cm	Cond uS/cm	DOsat %	DO mg/L	DOchrg	Depth feet	pH	pH mV	Orp mV
1/11/2008	11:20:40	20.67	587	538	131.8	11.81	59.2	11.287	7.75	-53.5	82.5
1/11/2008	11:25:40	20.67	588	539	132.1	11.84	58	11.214	7.77	-54.9	81.5
1/11/2008	11:30:40	20.67	590	541	132.2	11.84	58	11.135	7.79	-55.8	80.9
1/11/2008	11:35:40	20.67	592	543	132.7	11.88	58	11.044	7.81	-57	80
1/11/2008	11:40:40	20.67	597	548	132.5	11.87	58	10.952	7.83	-58	79.3
1/11/2008	11:45:40	20.67	602	552	132.2	11.84	58	10.811	7.84	-58.9	78.6
1/11/2008	11:50:40	20.67	606	555	131.3	11.76	59.2	10.663	7.85	-59.5	77.9
1/11/2008	11:55:40	20.67	606	556	130.8	11.71	58	10.561	7.87	-60.4	77.1
1/11/2008	12:00:40	20.67	607	557	131	11.73	58	10.437	7.9	-62	75.9
1/11/2008	12:05:40	20.65	571	524	123.5	11.07	56.8	8.879	7.74	-53.1	77
1/11/2008	12:10:40	20.67	600	551	130.9	11.73	59.2	10.544	7.85	-59.3	75.6
1/11/2008	12:15:40	20.67	601	552	130.6	11.7	59.2	10.019	7.88	-61.1	75
1/11/2008	12:20:40	20.67	601	551	128.9	11.55	58	9.547	7.9	-62.2	74.5
1/11/2008	12:25:40	20.67	601	551	128.9	11.55	58	9.275	7.91	-63	73.8
1/11/2008	12:30:40	20.67	601	551	127.1	11.38	58	8.56	7.93	-63.7	73.2
1/11/2008	12:35:40	20.67	602	552	115.8	10.38	56.8	4.974	7.87	-60.4	73.2
1/11/2008	12:40:40	20.67	604	554	109.3	9.79	56.3	2.726	7.88	-60.9	71.9
1/11/2008	12:45:40	20.64	595	545	105.9	9.5	56.3	1.651	7.86	-59.7	72

Date m/d/y	Time hh:mm:ss	Temp C	SpCond uS/cm	Cond uS/cm	DOsat %	DO mg/L	DOchrg	Depth feet	pH	pH mV	Orp mV	Battery volts
1/10/2008	15:05:40	20.59	393	360	82.20	7.38	48.6	3.805	6.69	-9.6	170.8	6.2
1/10/2008	15:10:40	20.59	391	358	79.00	7.1	48	3.895	6.69	-9.5	169.4	6.2
1/10/2008	15:15:40	20.59	390	357	74.90	6.73	46.9	3.963	6.7	-9.6	168.6	6.2
1/10/2008	15:20:40	20.59	389	357	70.50	6.33	46.9	4.019	6.7	-9.8	169.2	6.2
1/10/2008	15:25:40	20.59	388	355	66.20	5.94	45.7	4.066	6.72	-11.2	158.5	6.2
1/10/2008	15:30:40	20.59	388	355	61.70	5.54	44.5	4.109	6.72	-11.1	155.2	6.1
1/10/2008	15:35:40	20.58	388	355	57.10	5.13	43.9	4.139	6.72	-11.2	152.6	6.1
1/10/2008	15:40:40	20.59	389	356	52.60	4.72	43.9	4.165	6.73	-11.5	150.6	6.1
1/10/2008	15:45:40	20.59	388	356	48.20	4.33	42.8	4.173	6.73	-11.6	147.9	6.1
1/10/2008	15:50:40	20.59	388	356	44.10	3.96	41.6	4.177	6.73	-11.6	146.1	6.1
1/10/2008	15:55:40	20.59	388	356	40.20	3.61	41.6	4.174	6.73	-11.5	145.8	6.2
1/10/2008	16:00:40	20.59	388	355	36.40	3.27	41	4.151	6.73	-11.6	146.5	6.1
1/10/2008	16:05:40	20.59	388	355	32.80	2.94	39.8	4.143	6.73	-11.5	147.1	6.1
1/10/2008	16:10:40	20.6	388	355	29.40	2.64	39.8	4.113	6.72	-11.2	148.7	6
1/10/2008	16:15:40	20.61	388	355	25.70	2.3	38.7	4.084	6.72	-10.9	150.1	6
1/10/2008	16:20:40	20.61	388	355	22.90	2.05	38.7	4.048	6.71	-10.7	152.3	6.1
1/10/2008	16:25:40	20.61	404	370	21.70	1.95	37.5	3.998	6.7	-10.1	147.6	6.1
1/10/2008	16:30:40	20.61	406	371	17.60	1.58	37.5	3.958	6.7	-10.1	141.8	6
1/10/2008	16:35:40	20.61	406	372	15.70	1.41	36.9	3.907	6.71	-10.4	138	6
1/10/2008	16:40:40	20.61	410	376	14.30	1.29	36.9	3.865	6.71	-10.4	134.8	6
1/10/2008	16:45:40	20.61	427	391	12.60	1.13	36.9	4.182	6.7	-10	131.5	6
1/10/2008	16:50:40	20.61	458	419	9.60	0.86	34.6	4.904	6.67	-8.5	126.7	6
1/10/2008	16:55:40	20.61	467	428	7.80	0.7	33.4	5.294	6.68	-8.8	119.8	6
1/10/2008	17:00:40	20.61	474	434	6.30	0.57	33.4	5.48	6.68	-8.8	112.6	6
1/10/2008	17:05:40	20.61	481	441	5.20	0.47	32.8	5.571	6.68	-8.8	107.9	6
1/10/2008	17:10:40	20.6	492	450	4.40	0.4	31.6	5.616	6.68	-8.7	103.7	6
1/10/2008	17:15:40	20.6	505	463	3.70	0.33	31.6	5.642	6.67	-8.4	101.3	6
1/10/2008	17:20:40	20.6	522	478	3.10	0.28	30.5	5.653	6.67	-8	99.4	6
1/10/2008	17:25:40	20.6	541	496	2.90	0.26	29.3	5.654	6.66	-7.5	97.4	6
1/10/2008	17:30:40	20.61	556	509	3.10	0.28	29.3	5.658	6.65	-7.3	95.3	6
1/10/2008	17:35:40	20.61	576	528	3.40	0.31	28.7	5.641	6.65	-7	92.4	6
1/10/2008	17:40:40	20.61	592	542	4.20	0.38	27.5	5.621	6.65	-7	90.5	6
1/10/2008	17:45:40	20.61	611	560	4.30	0.39	27.5	5.607	6.64	-6.4	88.3	6
1/10/2008	17:50:40	20.61	628	575	5.40	0.48	26.4	5.575	6.63	-6.3	86.1	6
1/10/2008	17:55:40	20.61	639	586	6.70	0.6	26.4	5.55	6.63	-6	86.2	6
1/10/2008	18:00:40	20.61	648	594	7.90	0.71	25.2	5.517	6.62	-5.6	88.1	6
1/10/2008	18:05:40	20.62	656	601	9.80	0.88	25.2	5.485	6.62	-5.2	93.5	6
1/10/2008	18:10:40	20.62	665	609	11.70	1.05	24.6	5.449	6.61	-5.1	98.3	6
1/10/2008	18:15:40	20.62	671	615	12.40	1.11	23.4	5.412	6.62	-5.4	97.8	6
1/10/2008	18:20:40	20.63	678	622	14.60	1.31	23.4	5.261	6.64	-6.8	97.1	6
1/10/2008	18:25:40	20.63	688	630	14.60	1.31	23.4	5.264	6.64	-6.5	97.2	6
1/10/2008	18:30:40	20.63	702	643	13.60	1.22	22.3	5.217	6.64	-6.7	94.4	6
1/10/2008	18:35:40	20.63	711	652	14.40	1.29	22.3	5.183	6.65	-6.9	90.6	6
1/10/2008	18:40:40	20.63	720	660	16.00	1.44	21.1	5.145	6.65	-7.1	91.6	6
1/10/2008	18:45:40	20.63	732	671	15.20	1.36	21.1	5.108	6.66	-7.6	88.2	6
1/10/2008	18:50:40	20.63	741	679	14.90	1.33	20.5	5.158	6.66	-7.9	86.5	6
1/10/2008	18:55:40	20.63	751	688	18.90	1.69	20.5	5.102	6.67	-8.4	90.6	6
1/10/2008	19:00:40	20.63	749	686	19.40	1.74	20.5	5.057	6.67	-8.4	92.7	6
1/10/2008	19:05:40	20.63	752	689	21.40	1.92	20.5	4.382	6.69	-9.3	95	5.9
1/10/2008	19:10:40	20.63	738	677	30.50	2.74	19.3	2.907	6.69	-9.6	100.2	6
1/10/2008	19:15:40	20.63	751	688	29.90	2.68	19.3	1.938	6.69	-9.6	110.7	5.9
1/10/2008	19:20:40	20.64	871	799	27.10	2.43	19.3	1.39	6.74	-12.3	112.2	6
1/10/2008	19:25:40	20.64	928	851	26.20	2.34	18.2	1.071	6.78	-14.5	110.1	6
1/10/2008	19:30:40	20.65	1022	937	25.40	2.28	18.2	0.873	6.84	-17.9	104.4	6
1/10/2008	19:35:40	20.65	1013	929	25.60	2.29	18.2	0.742	6.86	-19	101.7	5.9
1/10/2008	19:40:40	20.65	994	911	22.50	2.01	18.2	0.664	6.88	-20.1	97.7	5.9
1/10/2008	19:45:40	20.65	974	893	22.20	1.98	18.2	0.618	6.84	-17.8	100	5.9
1/10/2008	19:50:40	20.65	968	887	21.20	1.89	18.2	0.588	6.84	-17.6	100.5	5.9
1/10/2008	19:55:40	20.64	964	884	20.20	1.81	18.2	0.589	6.83	-17.3	101.3	5.9
1/10/2008	20:00:40	20.65	968	887	20.90	1.87	18.2	0.596	6.83	-17	101.9	5.9
1/10/2008	20:05:40	20.65	970	890	18.20	1.63	17	0.621	6.84	-17.8	98.4	5.9
1/10/2008	20:10:40	20.65	976	895	17.10	1.53	17	0.657	6.85	-18.1	97.2	5.9
1/10/2008	20:15:40	20.65	983	902	15.90	1.43	17	0.686	6.86	-18.8	95.6	5.9
1/10/2008	20:20:40	20.65	988	906	15.00	1.34	17	0.722	6.85	-18.4	96.1	5.9
1/10/2008	20:25:40	20.65	991	909	14.30	1.28	17	0.767	6.85	-18.2	99.9	5.9

Date m/d/y	Time hh:mm:ss	Temp C	SpCond uS/cm	Cond uS/cm	DOsat %	DO mg/L	DOchrg	Depth feet	pH	pH mV	Orp mV	Battery volts
1/10/2008	20:30:40	20.65	992	910	13.20	1.18	17	0.812	6.85	-18.1	100.8	5.9
1/10/2008	20:35:40	20.65	985	903	12.70	1.14	17	0.858	6.85	-18.1	101.1	5.9
1/10/2008	20:40:40	20.65	975	894	12.40	1.11	16.4	0.906	6.84	-17.5	101.2	5.9
1/10/2008	20:45:40	20.65	963	883	12.00	1.08	16.4	0.962	6.83	-17.1	101.6	5.9
1/10/2008	20:50:40	20.64	949	870	11.50	1.03	16.4	1.024	6.82	-16.5	101.8	5.9
1/10/2008	20:55:40	20.64	940	861	10.80	0.97	16.4	1.092	6.81	-16.4	102.3	5.9
1/10/2008	21:00:40	20.64	932	854	10.40	0.93	16.4	1.156	6.81	-16.1	102.7	5.9
1/10/2008	21:05:40	20.64	922	845	9.80	0.87	16.4	1.219	6.8	-15.7	102.5	5.9
1/10/2008	21:10:40	20.64	916	839	9.30	0.83	16.4	1.288	6.8	-15.3	102.4	5.9
1/10/2008	21:15:40	20.64	909	833	8.90	0.8	15.2	1.354	6.79	-15.1	102.3	5.9
1/10/2008	21:20:40	20.63	900	825	8.20	0.73	15.2	1.418	6.78	-14.6	102.4	5.9
1/10/2008	21:25:40	20.63	895	820	7.50	0.67	15.2	1.465	6.78	-14.4	102.2	5.9
1/10/2008	21:30:40	20.63	887	813	6.80	0.61	15.2	1.508	6.78	-14.2	101.9	5.9
1/10/2008	21:35:40	20.63	878	804	6.30	0.56	15.2	1.547	6.77	-14	101.9	5.9
1/10/2008	21:40:40	20.63	870	797	6.00	0.53	14.1	1.585	6.77	-13.9	101.9	5.9
1/10/2008	21:45:40	20.63	864	792	5.10	0.46	14.1	1.62	6.77	-13.9	101.6	5.9
1/10/2008	21:50:40	20.63	859	787	4.70	0.42	14.1	1.655	6.77	-13.7	101.4	5.9
1/10/2008	21:55:40	20.63	853	782	4.10	0.36	14.1	1.692	6.76	-13.5	101.2	5.9
1/10/2008	22:00:40	20.63	847	777	3.60	0.32	14.1	1.712	6.76	-13.4	100.4	5.9
1/10/2008	22:05:40	20.63	843	772	3.40	0.3	14.1	1.734	6.76	-13.3	99.9	5.9
1/10/2008	22:10:40	20.63	838	768	2.90	0.26	12.9	1.752	6.76	-13.2	99.2	5.9
1/10/2008	22:15:40	20.62	832	763	2.10	0.19	12.9	1.773	6.76	-13.1	98.4	5.9
1/10/2008	22:20:40	20.63	829	760	1.80	0.16	12.9	1.781	6.76	-13.2	97.7	5.9
1/10/2008	22:25:40	20.62	824	755	1.60	0.14	12.9	1.801	6.76	-13.1	97	5.9
1/10/2008	22:30:40	20.62	819	751	1.30	0.12	12.9	1.811	6.75	-13	96.3	5.9
1/10/2008	22:35:40	20.63	815	747	0.70	0.06	12.9	1.816	6.75	-12.9	95.6	5.9
1/10/2008	22:40:40	20.63	811	744	0.60	0.05	12.9	1.828	6.75	-12.8	94.8	5.9
1/10/2008	22:45:40	20.62	808	741	0.30	0.03	12.3	1.844	6.75	-12.9	93.9	5.9
1/10/2008	22:50:40	20.63	805	738	0.30	0.02	12.3	1.847	6.75	-12.9	92.7	5.9
1/10/2008	22:55:40	20.63	801	734	0.20	0.02	12.3	1.855	6.75	-12.8	91.6	5.9
1/10/2008	23:00:40	20.62	796	730	0.10	0.01	12.3	1.869	6.75	-12.8	90	5.9
1/10/2008	23:05:40	20.62	794	727	0.10	0.01	12.3	1.878	6.75	-12.7	88.7	5.9
1/10/2008	23:10:40	20.62	790	724	0.10	0.01	12.3	1.88	6.75	-12.7	87.3	5.9
1/10/2008	23:15:40	20.63	786	720	0.10	0.01	12.3	1.893	6.75	-12.6	86.2	5.9
1/10/2008	23:20:40	20.63	783	718	0.10	0.01	11.1	1.894	6.75	-12.7	85.3	5.9
1/10/2008	23:25:40	20.63	780	715	0.10	0.01	12.3	1.901	6.75	-12.6	84.2	5.9
1/10/2008	23:30:40	20.63	777	712	0.10	0.01	11.1	1.908	6.75	-12.7	83.1	5.9
1/10/2008	23:35:40	20.62	773	709	0.10	0.01	11.1	1.913	6.75	-12.6	82	5.9
1/10/2008	23:40:40	20.62	770	705	0.10	0.01	11.1	1.922	6.75	-12.5	80.8	5.9
1/10/2008	23:45:40	20.62	766	702	0.10	0.01	11.1	1.927	6.75	-12.6	79.8	5.9
1/10/2008	23:50:40	20.63	764	700	0.10	0.01	11.1	1.932	6.75	-12.6	78.8	5.9
1/10/2008	23:55:40	20.62	761	697	0.10	0.01	11.1	1.939	6.75	-12.7	77.8	5.9
1/11/2008	0:00:40	20.63	758	695	0.10	0.01	11.1	1.944	6.75	-12.6	77	5.9
1/11/2008	0:05:40	20.62	756	693	0.10	0.01	10	1.95	6.75	-12.6	75.9	5.9
1/11/2008	0:10:40	20.63	752	690	0.10	0.01	10	1.955	6.75	-12.6	75	5.9
1/11/2008	0:15:40	20.62	750	687	0.10	0	10	1.959	6.75	-12.6	74.3	5.9
1/11/2008	0:20:40	20.63	746	684	0.10	0	10	1.965	6.75	-12.6	73.5	5.9
1/11/2008	0:25:40	20.62	743	681	0.10	0.01	10	1.971	6.75	-12.6	72.6	5.9
1/11/2008	0:30:40	20.63	740	678	0.10	0	10	1.977	6.75	-12.6	72.1	5.9
1/11/2008	0:35:40	20.63	738	676	0.10	0	10	1.979	6.75	-12.6	71.3	5.9
1/11/2008	0:40:40	20.63	735	674	0.00	0	10	1.984	6.75	-12.6	70.4	5.9
1/11/2008	0:45:40	20.63	732	671	0.10	0	10	1.994	6.75	-12.6	69.5	5.9
1/11/2008	0:50:40	20.63	729	668	0.10	0	10	1.998	6.75	-12.6	68.7	5.9
1/11/2008	0:55:40	20.63	727	666	0.00	0	10	1.997	6.75	-12.6	68	5.9
1/11/2008	1:00:40	20.63	724	664	0.00	0	8.8	2.003	6.75	-12.6	67.2	5.9
1/11/2008	1:05:40	20.63	721	661	0.00	0	8.8	2.005	6.75	-12.6	66.3	5.9
1/11/2008	1:10:40	20.63	719	659	0.00	0	8.8	2.009	6.75	-12.6	65.7	5.9
1/11/2008	1:15:40	20.63	716	656	0.00	0	8.8	2.013	6.75	-12.6	64.9	5.9
1/11/2008	1:20:40	20.63	714	654	0.00	0	8.8	2.02	6.75	-12.6	64.2	5.9
1/11/2008	1:25:40	20.63	711	652	0.00	0	8.8	2.021	6.75	-12.6	63.7	5.9
1/11/2008	1:30:40	20.63	709	649	0.00	0	8.8	2.025	6.75	-12.6	63	5.9
1/11/2008	1:35:40	20.63	705	646	0.00	0	8.8	2.032	6.75	-12.6	62.4	5.9
1/11/2008	1:40:40	20.63	703	644	0.00	0	8.2	2.036	6.75	-12.6	61.8	5.9
1/11/2008	1:45:40	20.63	700	642	0.00	0	8.2	2.037	6.75	-12.6	61.2	5.9
1/11/2008	1:50:40	20.63	698	640	0.00	0	8.8	2.04	6.75	-12.6	60.7	5.9
1/11/2008	1:55:40	20.63	696	638	0.00	0	8.2	2.041	6.75	-12.6	60.3	5.9

Date m/d/y	Time hh:mm:ss	Temp C	SpCond uS/cm	Cond uS/cm	DOsat %	DO mg/L	DOchrg	Depth feet	pH	pH mV	Orp mV	Battery volts
1/11/2008	2:00:40	20.63	693	635	0.00	0	8.2	2.051	6.75	-12.7	59.7	5.9
1/11/2008	2:05:40	20.63	691	633	0.00	0	8.2	2.048	6.75	-12.8	59	5.9
1/11/2008	2:10:40	20.63	688	631	0.00	0	8.2	2.057	6.75	-12.7	58.5	5.9
1/11/2008	2:15:40	20.63	686	629	0.00	0	8.2	2.059	6.75	-12.7	58	5.9
1/11/2008	2:20:40	20.63	684	627	0.00	0	8.2	2.061	6.75	-12.6	57.6	5.9
1/11/2008	2:25:40	20.63	681	624	0.00	0	8.2	2.064	6.75	-12.6	57.1	5.9
1/11/2008	2:30:40	20.63	679	622	0.00	0	8.2	2.067	6.75	-12.7	56.6	5.9
1/11/2008	2:35:40	20.63	676	620	0.00	0	8.2	2.069	6.75	-12.7	56	5.9
1/11/2008	2:40:40	20.63	674	618	0.00	0	8.2	2.081	6.75	-12.6	55.5	5.9
1/11/2008	2:45:40	20.63	672	616	0.00	0	7	2.079	6.75	-12.6	55.1	5.9
1/11/2008	2:50:40	20.63	670	614	0.00	0	8.2	2.081	6.75	-12.6	54.7	5.9
1/11/2008	2:55:40	20.63	668	613	0.00	0	8.2	2.085	6.75	-12.7	54.3	5.9
1/11/2008	3:00:40	20.63	666	610	0.00	0	7	2.087	6.75	-12.7	54	5.9
1/11/2008	3:05:40	20.63	664	608	0.00	0	7	2.09	6.75	-12.7	53.3	5.9
1/11/2008	3:10:40	20.63	661	606	0.00	0	7	2.094	6.75	-12.7	52.9	5.9
1/11/2008	3:15:40	20.63	659	604	0.00	0	7	2.1	6.75	-12.7	52.5	5.9
1/11/2008	3:20:40	20.63	657	602	0.00	0	7	2.1	6.75	-12.7	52.1	5.9
1/11/2008	3:25:40	20.63	654	600	0.00	0	7	2.106	6.75	-12.7	51.6	5.9
1/11/2008	3:30:40	20.63	652	598	0.00	0	7	2.105	6.75	-12.7	51.3	5.9
1/11/2008	3:35:40	20.63	650	596	0.00	0	7	2.108	6.75	-12.7	51	5.9
1/11/2008	3:40:40	20.63	648	594	0.00	0	7	2.112	6.75	-12.7	50.8	5.9
1/11/2008	3:45:40	20.63	646	592	0.00	0	7	2.114	6.75	-12.7	50.4	5.9
1/11/2008	3:50:40	20.63	644	591	0.00	0	7	2.12	6.75	-12.7	49.9	5.9
1/11/2008	3:55:40	20.63	642	589	0.00	0	7	2.122	6.75	-12.7	49.4	5.9
1/11/2008	4:00:40	20.63	640	587	0.00	0	5.9	2.125	6.75	-12.7	49.1	5.9
1/11/2008	4:05:40	20.63	639	586	0.00	0	5.9	2.128	6.75	-12.7	48.8	5.9
1/11/2008	4:10:40	20.63	637	584	0.00	0	5.9	2.132	6.75	-12.7	48.6	5.9
1/11/2008	4:15:40	20.63	635	582	0.00	0	5.9	2.139	6.75	-12.7	48.2	5.9
1/11/2008	4:20:40	20.63	633	580	0.00	0	7	2.139	6.75	-12.8	47.8	5.9
1/11/2008	4:25:40	20.63	631	578	0.00	0	5.9	2.142	6.75	-12.8	47.5	5.9
1/11/2008	4:30:40	20.63	629	576	0.00	0	5.9	2.145	6.75	-12.8	47.1	5.9
1/11/2008	4:35:40	20.63	627	575	0.00	0	5.9	2.149	6.75	-12.8	46.9	5.9
1/11/2008	4:40:40	20.63	625	572	0.00	0	5.9	2.15	6.75	-12.8	46.6	5.9
1/11/2008	4:45:40	20.63	622	570	0.00	0	5.9	2.152	6.75	-12.8	46.1	5.9
1/11/2008	4:50:40	20.63	620	568	0.00	0	5.9	2.157	6.75	-12.8	45.7	5.9
1/11/2008	4:55:40	20.63	618	566	0.00	0	5.9	2.161	6.75	-12.8	45.4	5.9
1/11/2008	5:00:40	20.63	616	564	0.00	0	5.9	2.163	6.75	-12.8	45	5.9
1/11/2008	5:05:40	20.63	614	563	0.00	0	5.9	2.164	6.75	-12.8	44.7	5.9
1/11/2008	5:10:40	20.63	612	561	0.00	0	5.9	2.167	6.75	-12.8	44.6	5.9
1/11/2008	5:15:40	20.63	610	559	0.00	0	5.9	2.175	6.75	-12.8	44.4	5.9
1/11/2008	5:20:40	20.63	609	558	0.00	0	5.9	2.179	6.75	-12.8	44.3	5.9
1/11/2008	5:25:40	20.63	608	557	0.00	0	5.9	2.176	6.75	-12.8	44.2	5.9
1/11/2008	5:30:40	20.63	607	557	0.00	0	5.9	2.179	6.75	-12.8	43.9	5.9
1/11/2008	5:35:40	20.63	606	556	0.00	0	5.9	2.183	6.75	-12.8	43.7	5.9
1/11/2008	5:40:40	20.63	604	554	0.00	0	5.3	2.186	6.75	-12.9	43.4	5.9
1/11/2008	5:45:40	20.63	603	553	0.00	0	5.9	2.19	6.75	-12.9	43	5.9
1/11/2008	5:50:40	20.63	601	551	0.00	0	5.3	2.197	6.75	-12.9	42.8	5.9
1/11/2008	5:55:40	20.63	600	550	0.00	0	5.9	2.194	6.75	-12.9	42.7	5.9
1/11/2008	6:00:40	20.63	599	549	0.00	0	5.3	2.203	6.75	-12.9	42.4	5.9
1/11/2008	6:05:40	20.63	597	548	0.00	0	5.3	2.205	6.75	-12.9	42.2	5.9
1/11/2008	6:10:40	20.63	596	546	0.00	0	5.3	2.204	6.75	-12.9	41.9	5.9
1/11/2008	6:15:40	20.63	595	545	0.00	0	5.3	2.208	6.75	-12.9	41.6	5.9
1/11/2008	6:20:40	20.63	593	544	0.00	0	5.3	2.21	6.75	-12.9	41.4	5.9
1/11/2008	6:25:40	20.63	592	543	0.00	0	5.3	2.217	6.75	-12.9	41.2	5.9
1/11/2008	6:30:40	20.63	591	541	0.00	0	5.3	2.215	6.75	-12.9	41	5.9
1/11/2008	6:35:40	20.63	589	540	0.00	0	5.9	2.219	6.75	-12.9	40.7	5.9
1/11/2008	6:40:40	20.63	588	539	0.00	0	5.3	2.221	6.75	-12.9	40.6	5.9
1/11/2008	6:45:40	20.63	587	538	0.00	0	5.3	2.229	6.75	-12.9	40.3	5.9
1/11/2008	6:50:40	20.63	585	536	0.00	0	5.3	2.226	6.75	-13	40.1	5.9
1/11/2008	6:55:40	20.63	583	534	0.00	0	5.3	2.229	6.75	-12.9	40.2	5.9
1/11/2008	7:00:40	20.63	581	532	0.00	0	5.3	2.231	6.75	-12.9	40	5.9
1/11/2008	7:05:40	20.63	579	531	0.00	0	5.3	2.235	6.75	-12.9	39.7	5.8
1/11/2008	7:10:40	20.63	578	530	0.00	0	5.3	2.238	6.75	-12.9	39.7	5.9
1/11/2008	7:15:40	20.63	577	529	0.00	0	5.3	2.239	6.75	-12.8	39.6	5.8
1/11/2008	7:20:40	20.63	576	528	0.00	0	5.3	2.242	6.75	-12.8	39.4	5.9
1/11/2008	7:25:40	20.63	574	527	0.00	0	5.3	2.246	6.75	-12.8	39.4	5.8

Date m/d/y	Time hh:mm:ss	Temp C	SpCond uS/cm	Cond uS/cm	DOsat %	DO mg/L	DOchrg	Depth feet	pH	pH mV	Orp mV	Battery volts
1/11/2008	7:30:40	20.63	572	524	0.00	0	5.3	2.253	6.75	-12.8	39.2	5.9
1/11/2008	7:35:40	20.63	570	523	0.00	0	5.3	2.25	6.75	-12.8	39.1	5.8
1/11/2008	7:40:40	20.63	569	522	0.00	0	5.3	2.259	6.75	-12.8	38.8	5.9
1/11/2008	7:45:40	20.63	569	521	0.00	0	5.3	2.257	6.75	-12.8	38.6	5.9
1/11/2008	7:50:40	20.64	568	520	0.00	0	5.3	2.263	6.75	-12.8	38.5	5.9
1/11/2008	7:55:40	20.63	567	519	0.00	0	5.3	2.268	6.75	-12.8	38.5	5.9
1/11/2008	8:00:40	20.63	565	518	0.00	0	5.3	2.269	6.75	-12.9	38.3	5.8
1/11/2008	8:05:40	20.63	564	516	0.00	0	5.3	2.272	6.75	-12.9	38.1	5.9
1/11/2008	8:10:40	20.63	562	515	0.00	0	4.1	2.271	6.75	-12.9	38	5.8
1/11/2008	8:15:40	20.64	560	514	0.00	0	5.3	2.276	6.75	-13	37.7	5.8
1/11/2008	8:20:40	20.63	559	513	0.00	0	5.3	2.286	6.75	-12.9	37.3	5.8
1/11/2008	8:25:40	20.63	558	512	0.00	0	4.1	2.286	6.75	-13	37	5.9
1/11/2008	8:30:40	20.63	557	511	0.00	0	4.1	2.288	6.75	-13	37	5.9
1/11/2008	8:35:40	20.64	556	510	0.00	0	4.1	2.34	6.76	-13.1	36.9	5.8
1/11/2008	8:40:40	20.63	550	504	0.00	0	5.3	3.249	6.75	-12.9	37.1	5.8
1/11/2008	8:45:40	20.59	526	482	0.30	0.02	4.1	4.959	6.76	-13.4	35.8	5.9
1/11/2008	8:50:40	20.57	527	483	0.50	0.04	5.3	6.02	6.76	-13.3	36.6	5.9
1/11/2008	8:55:40	20.57	528	483	0.60	0.05	4.1	6.656	6.76	-13.2	38	5.8
1/11/2008	9:00:40	20.57	532	487	0.60	0.06	5.3	7.153	6.75	-12.8	40.8	5.8
1/11/2008	9:05:40	20.59	542	496	0.50	0.04	4.1	7.665	6.74	-12.1	43.4	5.8
1/11/2008	9:10:40	20.6	551	505	0.20	0.02	5.3	8.1	6.74	-12.1	43.8	5.8
1/11/2008	9:15:40	20.6	558	511	0.20	0.01	4.1	8.324	6.73	-11.8	43.1	5.8
1/11/2008	9:20:40	20.62	563	515	0.30	0.03	4.1	8.438	6.73	-11.7	43.3	5.8
1/11/2008	9:25:40	20.6	579	531	0.60	0.06	4.1	8.479	6.72	-11	45	5.8
1/11/2008	9:30:40	20.62	581	532	1.70	0.15	4.1	8.468	6.72	-10.9	50	5.8
1/11/2008	9:35:40	20.62	580	531	3.00	0.27	4.1	8.424	6.71	-10.6	53.9	5.8
1/11/2008	9:40:40	20.62	585	536	4.90	0.44	4.1	8.371	6.72	-11	59.9	5.8
1/11/2008	9:45:40	20.62	595	545	6.00	0.54	4.1	8.305	6.73	-11.5	66.6	5.7
1/11/2008	9:50:40	20.63	600	550	6.20	0.55	4.1	8.224	6.74	-12	74.8	5.7
1/11/2008	9:55:40	20.63	610	559	6.20	0.55	4.1	8.138	6.75	-12.5	77	5.8
1/11/2008	10:00:40	20.63	614	563	5.90	0.53	4.1	8.053	6.77	-13.7	83.3	5.8
1/11/2008	10:05:40	20.63	625	573	5.80	0.52	4.1	7.958	6.78	-14.5	88.3	5.8
1/11/2008	10:10:40	20.63	633	581	5.30	0.47	4.1	7.819	6.82	-16.5	90.5	5.8
1/11/2008	10:15:40	20.63	642	589	6.20	0.56	4.1	7.799	6.83	-17.3	93.4	5.7
1/11/2008	10:20:40	20.63	651	597	4.40	0.4	4.1	7.662	6.88	-20	95.2	5.8
1/11/2008	10:25:40	20.63	656	602	4.70	0.42	4.1	7.567	6.88	-20.3	98.2	5.8
1/11/2008	10:30:40	20.63	667	612	6.20	0.55	4.1	7.964	6.89	-20.8	99.5	5.8
1/11/2008	10:35:40	20.63	668	612	6.50	0.58	4.1	8.615	6.84	-17.7	97.4	5.8
1/11/2008	10:40:40	20.63	664	609	6.30	0.56	4.1	8.907	6.85	-18.1	94.4	5.8
1/11/2008	10:45:40	20.63	674	618	6.50	0.59	4.1	9.024	6.84	-17.9	85.6	5.8
1/11/2008	10:50:40	20.63	689	631	7.30	0.65	4.1	9.003	6.89	-20.4	83.8	5.7
1/11/2008	10:55:40	20.63	700	641	8.50	0.77	4.1	8.976	6.94	-23.4	88.5	5.7
1/11/2008	11:00:40	20.63	723	662	9.20	0.83	4.1	8.922	6.98	-25.3	90.8	5.8
1/11/2008	11:05:40	20.63	732	671	9.90	0.88	4.1	8.851	6.99	-26.2	93.8	5.8
1/11/2008	11:10:40	20.63	737	675	9.90	0.89	4.1	8.761	7.01	-27.3	94.1	5.8
1/11/2008	11:15:40	20.63	754	691	10.30	0.92	4.1	8.668	7.06	-30.2	95.4	5.7
1/11/2008	11:20:40	20.62	768	704	10.70	0.96	4.1	8.567	7.08	-31.1	97.9	5.7
1/11/2008	11:25:40	20.62	779	714	11.00	0.98	4.1	8.482	7.13	-33.9	98.3	5.7
1/11/2008	11:30:40	20.63	787	721	11.00	0.99	4.1	8.395	7.11	-32.9	100	5.7
1/11/2008	11:35:40	20.62	795	729	11.10	0.99	4.1	8.309	7.14	-34.3	100	5.7
1/11/2008	11:40:40	20.62	802	735	11.10	0.99	4.1	8.242	7.12	-33.3	101	5.7
1/11/2008	11:45:40	20.62	810	743	11.50	1.03	4.1	8.18	7.17	-36.1	99.9	5.7
1/11/2008	11:50:40	20.62	823	754	11.50	1.03	4.1	8.113	7.18	-36.7	100.5	5.7
1/11/2008	11:55:40	20.62	825	756	11.90	1.07	4.1	8.033	7.21	-38.2	100	5.7
1/11/2008	12:00:40	20.62	837	767	12.00	1.07	4.1	7.802	7.24	-39.9	99.5	5.7
1/11/2008	12:05:40	20.62	838	768	12.20	1.1	4.1	7.878	7.24	-40.1	98.8	5.7
1/11/2008	12:10:40	20.61	854	782	12.50	1.12	4.1	7.658	7.31	-44.1	97	5.7
1/11/2008	12:15:40	20.61	862	790	12.60	1.13	4.1	7.5	7.33	-45	96.1	5.7
1/11/2008	12:20:40	20.62	863	791	12.70	1.13	4.1	7.323	7.33	-45	96.4	5.7
1/11/2008	12:25:40	20.61	870	797	12.80	1.15	4.1	7.156	7.34	-45.6	96.1	5.7
1/11/2008	12:30:40	20.61	875	802	12.90	1.16	4.1	6.832	7.36	-47.1	95.6	5.7
1/11/2008	12:35:40	20.6	882	808	13.10	1.18	4.1	4.714	7.44	-51.6	92.2	5.7
1/11/2008	12:40:40	20.6	882	808	13.00	1.16	4.1	3.065	7.44	-51.5	90.6	5.7
1/11/2008	12:45:40	20.61	884	810	12.60	1.13	4.1	1.97	7.42	-50.2	90.1	5.7
1/11/2008	12:50:40	20.62	938	860	12.10	1.09	5.3	1.289	7.41	-49.7	89.2	5.7

Date m/d/y	Time hh:mm:ss	Temp C	SpCond uS/cm	Cond uS/cm	DOsat %	DO mg/L	DOchrg	Depth feet	pH	pH mV	Orp mV
1/10/2008	15:05:40	20.58	317	291	2.8	0.25	48.6	2.704	6.73	-16.8	99.8
1/10/2008	15:10:40	20.58	318	291	2.9	0.26	48.6	2.786	6.73	-16.9	99.7
1/10/2008	15:15:40	20.58	318	292	3.4	0.3	48.6	2.874	6.73	-17.1	100.2
1/10/2008	15:20:40	20.57	320	293	4.4	0.4	48.6	2.91	6.74	-17.6	100.2
1/10/2008	15:25:40	20.57	322	294	4.9	0.44	48	2.943	6.75	-18.3	101
1/10/2008	15:30:40	20.57	322	295	5.1	0.46	48	2.975	6.76	-18.7	102.1
1/10/2008	15:35:40	20.57	322	295	5.9	0.53	48	3.001	6.76	-18.8	103.6
1/10/2008	15:40:40	20.57	323	296	6.3	0.57	48	3.023	6.76	-18.9	104.9
1/10/2008	15:45:40	20.56	323	295	6.5	0.58	48	3.043	6.77	-19.1	105.6
1/10/2008	15:50:40	20.56	323	296	6.4	0.58	48	3.063	6.77	-19.2	106.8
1/10/2008	15:55:40	20.56	323	296	6.5	0.58	48	3.079	6.77	-19.4	108.5
1/10/2008	16:00:40	20.56	324	296	6.5	0.58	46.9	3.093	6.77	-19.5	108.2
1/10/2008	16:05:40	20.56	324	297	6.4	0.58	46.9	3.105	6.78	-19.7	108.2
1/10/2008	16:10:40	20.56	325	297	6.2	0.56	46.9	3.115	6.78	-19.7	108.7
1/10/2008	16:15:40	20.56	324	296	6	0.54	46.9	3.123	6.78	-19.8	109.7
1/10/2008	16:20:40	20.56	324	296	5.8	0.52	46.9	3.136	6.78	-19.8	110.4
1/10/2008	16:25:40	20.56	323	296	5.4	0.49	46.9	3.135	6.78	-19.9	111.3
1/10/2008	16:30:40	20.56	323	296	5.1	0.46	46.9	3.14	6.78	-20	112.2
1/10/2008	16:35:40	20.56	323	296	4.8	0.43	46.9	3.14	6.78	-20.1	112.5
1/10/2008	16:40:40	20.56	322	295	4.9	0.44	46.9	3.141	6.78	-20	113
1/10/2008	16:45:40	20.57	318	291	6.9	0.62	46.9	3.145	6.79	-20.4	110.2
1/10/2008	16:50:40	20.57	318	291	6.9	0.62	46.9	3.219	6.79	-20.5	109.2
1/10/2008	16:55:40	20.57	318	291	6.8	0.61	46.9	3.313	6.79	-20.6	109.1
1/10/2008	17:00:40	20.56	318	292	6.7	0.6	46.9	3.394	6.79	-20.7	110
1/10/2008	17:05:40	20.56	319	292	6.6	0.6	46.9	3.462	6.8	-20.8	110.5
1/10/2008	17:10:40	20.56	318	291	6.7	0.6	46.9	3.516	6.8	-20.9	111.3
1/10/2008	17:15:40	20.56	318	291	6.7	0.6	45.7	3.566	6.8	-21.1	111.5
1/10/2008	17:20:40	20.55	318	291	6.6	0.59	46.9	3.605	6.8	-21.3	111.1
1/10/2008	17:25:40	20.55	317	291	6.4	0.57	45.7	3.639	6.8	-21.3	111.4
1/10/2008	17:30:40	20.55	318	291	6.2	0.55	45.7	3.672	6.8	-21.2	112.2
1/10/2008	17:35:40	20.56	318	291	6.1	0.54	45.7	3.697	6.8	-21.2	112.9
1/10/2008	17:40:40	20.56	318	291	6	0.54	45.7	3.722	6.8	-21.2	113.1
1/10/2008	17:45:40	20.56	318	291	5.9	0.53	45.7	3.744	6.8	-21.2	112.7
1/10/2008	17:50:40	20.56	318	291	5.6	0.51	45.7	3.76	6.8	-21.3	112.2
1/10/2008	17:55:40	20.56	318	291	5.5	0.49	45.7	3.778	6.81	-21.4	112.2
1/10/2008	18:00:40	20.56	318	291	5.4	0.48	45.7	3.792	6.81	-21.5	111.9
1/10/2008	18:05:40	20.56	318	291	5.3	0.48	45.7	3.806	6.81	-21.5	111.8
1/10/2008	18:10:40	20.56	318	291	5.4	0.49	45.7	3.817	6.81	-21.5	111.9
1/10/2008	18:15:40	20.56	317	290	5.6	0.5	45.7	3.828	6.81	-21.6	111.1
1/10/2008	18:20:40	20.56	317	290	5.5	0.49	45.7	3.837	6.81	-21.7	110.9
1/10/2008	18:25:40	20.56	317	290	5.3	0.48	45.7	3.843	6.81	-21.7	110.8
1/10/2008	18:30:40	20.56	316	289	5	0.45	45.7	3.851	6.81	-21.6	111
1/10/2008	18:35:40	20.56	316	289	4.7	0.42	45.7	3.856	6.81	-21.5	110.8
1/10/2008	18:40:40	20.57	308	282	7.1	0.63	45.7	3.858	6.8	-21	111.2
1/10/2008	18:45:40	20.57	308	282	6.8	0.61	45.7	3.863	6.8	-21.2	111
1/10/2008	18:50:40	20.56	308	282	6.7	0.6	45.7	3.869	6.8	-21.2	111.1
1/10/2008	18:55:40	20.57	307	281	7.1	0.64	45.7	3.684	6.8	-20.9	112
1/10/2008	19:00:40	20.57	307	281	7	0.62	45.7	3.687	6.81	-21.4	111.5
1/10/2008	19:05:40	20.57	307	281	6.8	0.61	45.7	3.672	6.81	-21.4	111.5
1/10/2008	19:10:40	20.57	308	282	6.8	0.61	45.7	3.535	6.81	-21.4	111.9
1/10/2008	19:15:40	20.57	308	282	6.7	0.6	45.7	3.361	6.81	-21.5	113
1/10/2008	19:20:40	20.57	307	281	6.6	0.59	45.7	3.189	6.81	-21.5	113.3
1/10/2008	19:25:40	20.58	307	281	6.4	0.57	45.7	3.035	6.81	-21.6	113.5
1/10/2008	19:30:40	20.59	307	281	6.1	0.55	45.7	2.903	6.81	-21.6	115.2
1/10/2008	19:35:40	20.61	308	282	5.3	0.48	45.7	2.79	6.8	-21.3	114.8
1/10/2008	19:40:40	20.62	312	286	4.6	0.41	45.7	2.694	6.77	-19.2	113.8
1/10/2008	19:45:40	20.63	319	292	3.8	0.34	44.5	2.612	6.73	-17.2	114
1/10/2008	19:50:40	20.63	322	296	3.2	0.28	44.5	2.541	6.72	-16.4	113.1
1/10/2008	19:55:40	20.63	328	300	2.7	0.25	44.5	2.481	6.72	-16.8	111.6
1/10/2008	20:00:40	20.64	329	302	2.4	0.22	44.5	2.428	6.72	-16.3	111.3

Date m/d/y	Time hh:mm:ss	Temp C	SpCond uS/cm	Cond uS/cm	DOsat %	DO mg/L	DOchg	Depth feet	pH	pH mV	Orp mV
1/10/2008	20:05:40	20.64	330	303	2.1	0.19	44.5	2.384	6.71	-16.2	110.7
1/10/2008	20:10:40	20.64	330	303	1.7	0.16	44.5	2.346	6.71	-16.1	110.2
1/10/2008	20:15:40	20.64	330	303	1.4	0.13	44.5	2.312	6.71	-16.1	109.9
1/10/2008	20:20:40	20.64	331	303	1.3	0.11	44.5	2.284	6.71	-16.2	109.7
1/10/2008	20:25:40	20.64	331	303	1.1	0.1	44.5	2.26	6.72	-16.4	110.5
1/10/2008	20:30:40	20.64	331	304	0.8	0.07	44.5	2.239	6.72	-16.4	110.5
1/10/2008	20:35:40	20.64	331	304	0.6	0.05	44.5	2.222	6.72	-16.4	108.9
1/10/2008	20:40:40	20.64	332	304	0.4	0.04	44.5	2.209	6.72	-16.4	107.4
1/10/2008	20:45:40	20.64	332	304	0.4	0.04	43.9	2.198	6.72	-16.3	106.3
1/10/2008	20:50:40	20.64	332	304	0.5	0.04	44.5	2.192	6.71	-16.2	106.9
1/10/2008	20:55:40	20.64	331	304	0.4	0.04	44.5	2.188	6.71	-16.1	109.3
1/10/2008	21:00:40	20.64	331	304	0.5	0.04	44.5	2.186	6.71	-16.1	110.4
1/10/2008	21:05:40	20.64	331	304	0.5	0.04	43.9	2.187	6.71	-16.1	109.7
1/10/2008	21:10:40	20.64	331	304	0.5	0.04	44.5	2.192	6.71	-16.1	110.2
1/10/2008	21:15:40	20.64	331	304	0.5	0.04	44.5	2.196	6.71	-16.2	110.8
1/10/2008	21:20:40	20.64	331	303	0.5	0.04	43.9	2.203	6.71	-16.1	110.8
1/10/2008	21:25:40	20.64	331	303	0.5	0.04	43.9	2.21	6.71	-16.2	111.1
1/10/2008	21:30:40	20.64	331	303	0.5	0.05	44.5	2.215	6.71	-16.2	111.2
1/10/2008	21:35:40	20.64	330	303	0.5	0.04	43.9	2.223	6.71	-16.2	111.3
1/10/2008	21:40:40	20.64	330	303	0.5	0.04	44.5	2.23	6.71	-16.2	111.2
1/10/2008	21:45:40	20.64	330	302	0.5	0.04	43.9	2.237	6.71	-16.2	111.1
1/10/2008	21:50:40	20.64	330	302	0.5	0.04	44.5	2.243	6.71	-16.2	110.8
1/10/2008	21:55:40	20.64	330	302	0.5	0.04	43.9	2.25	6.71	-16.1	110.5
1/10/2008	22:00:40	20.64	329	302	0.5	0.05	43.9	2.256	6.71	-16.2	110
1/10/2008	22:05:40	20.63	329	302	0.5	0.04	43.9	2.262	6.71	-16.1	109.7
1/10/2008	22:10:40	20.63	329	302	0.5	0.04	43.9	2.266	6.71	-16.1	109.1
1/10/2008	22:15:40	20.63	329	302	0.5	0.04	43.9	2.272	6.71	-16.1	108.8
1/10/2008	22:20:40	20.63	329	301	0.5	0.05	43.9	2.276	6.71	-16.1	108.4
1/10/2008	22:25:40	20.63	329	301	0.5	0.05	43.9	2.28	6.71	-16	108
1/10/2008	22:30:40	20.63	329	301	0.5	0.05	43.9	2.284	6.71	-16.1	107.7
1/10/2008	22:35:40	20.63	329	301	0.5	0.05	43.9	2.288	6.71	-16	107.2
1/10/2008	22:40:40	20.63	328	301	0.5	0.05	43.9	2.29	6.71	-16.1	106.7
1/10/2008	22:45:40	20.63	328	301	0.5	0.05	43.9	2.294	6.71	-16.1	106
1/10/2008	22:50:40	20.63	328	301	0.5	0.05	43.9	2.296	6.71	-16.1	105.6
1/10/2008	22:55:40	20.63	328	301	0.5	0.05	43.9	2.298	6.71	-16.1	104.9
1/10/2008	23:00:40	20.63	328	301	0.5	0.05	43.9	2.301	6.71	-16.2	104.5
1/10/2008	23:05:40	20.63	328	301	0.5	0.05	43.9	2.306	6.71	-16.2	103.9
1/10/2008	23:10:40	20.63	328	301	0.5	0.05	43.9	2.307	6.71	-16.2	103.3
1/10/2008	23:15:40	20.63	328	300	0.5	0.05	43.9	2.31	6.71	-16.2	102.6
1/10/2008	23:20:40	20.63	328	300	0.5	0.05	43.9	2.31	6.71	-16.2	101.7
1/10/2008	23:25:40	20.63	328	300	0.6	0.05	43.9	2.314	6.71	-16.2	101.3
1/10/2008	23:30:40	20.63	328	300	0.5	0.05	43.9	2.315	6.71	-16.2	100.9
1/10/2008	23:35:40	20.63	327	300	0.5	0.05	43.9	2.319	6.71	-16.2	100.4
1/10/2008	23:40:40	20.63	327	300	0.6	0.05	43.9	2.319	6.71	-16.2	99.5
1/10/2008	23:45:40	20.63	327	300	0.5	0.05	42.8	2.322	6.71	-16.2	98.6
1/10/2008	23:50:40	20.63	327	299	0.5	0.05	43.9	2.325	6.71	-16.2	98.2
1/10/2008	23:55:40	20.63	327	300	0.6	0.05	43.9	2.326	6.71	-16.2	97.7
1/11/2008	0:00:40	20.63	326	299	0.6	0.05	43.9	2.328	6.71	-16.2	97.5
1/11/2008	0:05:40	20.63	326	299	0.6	0.05	43.9	2.33	6.71	-16.2	97.7
1/11/2008	0:10:40	20.63	326	298	0.5	0.05	43.9	2.331	6.71	-16.2	97.8
1/11/2008	0:15:40	20.63	325	298	0.6	0.05	43.9	2.333	6.71	-16.2	97.7
1/11/2008	0:20:40	20.63	325	298	0.6	0.05	42.8	2.334	6.71	-16.2	97.7
1/11/2008	0:25:40	20.63	325	298	0.6	0.05	43.9	2.339	6.72	-16.2	97.9
1/11/2008	0:30:40	20.63	325	298	0.6	0.05	43.9	2.34	6.72	-16.3	98
1/11/2008	0:35:40	20.63	325	298	0.6	0.05	42.8	2.341	6.72	-16.3	98
1/11/2008	0:40:40	20.63	325	297	0.6	0.05	42.8	2.342	6.72	-16.3	98
1/11/2008	0:45:40	20.63	324	297	0.6	0.05	43.9	2.344	6.71	-16.2	97.8
1/11/2008	0:50:40	20.63	324	297	0.6	0.05	42.8	2.345	6.71	-16.2	97.6
1/11/2008	0:55:40	20.63	325	297	0.6	0.06	43.9	2.346	6.71	-16.1	97.5
1/11/2008	1:00:40	20.63	325	297	0.6	0.05	43.9	2.349	6.71	-16.1	97.2
1/11/2008	1:05:40	20.63	324	297	0.6	0.05	43.9	2.349	6.71	-16.1	97

Date m/d/y	Time hh:mm:ss	Temp C	SpCond uS/cm	Cond uS/cm	DOsat %	DO mg/L	DOchrg	Depth feet	pH	pH mV	Orp mV
1/11/2008	1:10:40	20.63	324	297	0.6	0.06	42.8	2.351	6.71	-16.1	96.6
1/11/2008	1:15:40	20.63	325	297	0.6	0.05	43.9	2.353	6.71	-16	96.1
1/11/2008	1:20:40	20.63	324	297	0.6	0.05	42.8	2.354	6.71	-16	95.8
1/11/2008	1:25:40	20.63	325	297	0.6	0.06	43.9	2.355	6.71	-15.9	95.5
1/11/2008	1:30:40	20.63	325	297	0.6	0.06	43.9	2.357	6.71	-15.9	95
1/11/2008	1:35:40	20.63	324	297	0.6	0.05	42.8	2.357	6.71	-16	94.7
1/11/2008	1:40:40	20.63	325	297	0.6	0.06	42.8	2.358	6.71	-16.1	94.4
1/11/2008	1:45:40	20.63	325	297	0.6	0.06	43.9	2.362	6.71	-16.1	93.8
1/11/2008	1:50:40	20.63	325	298	0.6	0.06	42.8	2.363	6.71	-16.1	93.3
1/11/2008	1:55:40	20.63	325	298	0.6	0.06	43.9	2.364	6.71	-16.1	92.7
1/11/2008	2:00:40	20.63	325	298	0.7	0.06	43.9	2.366	6.71	-16.2	92.2
1/11/2008	2:05:40	20.63	325	298	0.6	0.06	42.8	2.365	6.71	-16.2	91.7
1/11/2008	2:10:40	20.63	325	298	0.6	0.06	42.8	2.366	6.72	-16.3	91.1
1/11/2008	2:15:40	20.63	325	298	0.6	0.06	42.8	2.368	6.71	-16.2	90.8
1/11/2008	2:20:40	20.63	325	298	0.6	0.06	42.8	2.371	6.71	-16.2	90.6
1/11/2008	2:25:40	20.63	325	298	0.7	0.06	42.8	2.373	6.71	-16.1	90.5
1/11/2008	2:30:40	20.63	325	298	0.7	0.06	42.8	2.373	6.71	-16.2	90.1
1/11/2008	2:35:40	20.63	325	298	0.7	0.06	42.8	2.374	6.71	-16.1	90
1/11/2008	2:40:40	20.63	325	298	0.7	0.06	42.8	2.376	6.71	-16.1	89.7
1/11/2008	2:45:40	20.63	325	298	0.7	0.06	42.8	2.377	6.71	-16.1	89.4
1/11/2008	2:50:40	20.63	325	298	0.7	0.06	42.8	2.378	6.71	-16.2	89
1/11/2008	2:55:40	20.63	325	298	0.7	0.06	42.8	2.379	6.71	-16.2	88.6
1/11/2008	3:00:40	20.63	325	298	0.7	0.06	42.8	2.379	6.71	-16.1	88.1
1/11/2008	3:05:40	20.63	325	298	0.7	0.06	42.8	2.381	6.71	-16.1	87.6
1/11/2008	3:10:40	20.63	325	298	0.7	0.06	42.8	2.384	6.71	-16.1	87.5
1/11/2008	3:15:40	20.63	325	298	0.7	0.07	42.8	2.386	6.71	-16.1	87.2
1/11/2008	3:20:40	20.63	325	298	0.7	0.06	42.8	2.389	6.71	-16.1	87
1/11/2008	3:25:40	20.63	325	298	0.7	0.06	42.8	2.388	6.71	-16.1	86.7
1/11/2008	3:30:40	20.63	325	298	0.7	0.06	42.8	2.39	6.71	-16	86.4
1/11/2008	3:35:40	20.63	325	298	0.7	0.07	42.8	2.391	6.71	-16	86.3
1/11/2008	3:40:40	20.63	325	298	0.7	0.07	42.8	2.392	6.71	-16	86.2
1/11/2008	3:45:40	20.63	325	298	0.7	0.06	42.8	2.394	6.71	-16	86.1
1/11/2008	3:50:40	20.63	325	297	0.7	0.07	42.8	2.397	6.71	-16	85.8
1/11/2008	3:55:40	20.63	325	297	0.8	0.07	42.8	2.396	6.71	-15.9	85.6
1/11/2008	4:00:40	20.63	324	297	0.7	0.07	43.9	2.398	6.71	-15.9	85.4
1/11/2008	4:05:40	20.63	325	297	0.8	0.07	42.8	2.399	6.71	-15.9	85.3
1/11/2008	4:10:40	20.63	325	298	0.7	0.07	42.8	2.403	6.71	-15.9	85.1
1/11/2008	4:15:40	20.63	325	297	0.8	0.07	42.8	2.403	6.71	-15.9	84.9
1/11/2008	4:20:40	20.63	325	297	0.8	0.07	42.8	2.405	6.71	-15.7	84.8
1/11/2008	4:25:40	20.63	325	297	0.8	0.07	42.8	2.405	6.7	-15.7	84.3
1/11/2008	4:30:40	20.63	325	297	0.8	0.07	42.8	2.408	6.7	-15.6	84
1/11/2008	4:35:40	20.63	324	297	0.8	0.07	42.8	2.409	6.7	-15.6	83.6
1/11/2008	4:40:40	20.63	324	297	0.8	0.07	42.8	2.409	6.7	-15.6	83.5
1/11/2008	4:45:40	20.63	324	297	0.8	0.07	42.8	2.408	6.7	-15.6	83.4
1/11/2008	4:50:40	20.63	324	297	0.8	0.07	42.8	2.412	6.7	-15.6	83.4
1/11/2008	4:55:40	20.63	325	298	0.8	0.07	42.8	2.414	6.7	-15.4	83.3
1/11/2008	5:00:40	20.63	324	297	0.8	0.07	42.8	2.415	6.7	-15.4	83
1/11/2008	5:05:40	20.63	324	297	0.8	0.07	42.8	2.417	6.7	-15.4	82.6
1/11/2008	5:10:40	20.63	324	297	0.8	0.07	42.8	2.418	6.7	-15.4	82.3
1/11/2008	5:15:40	20.63	324	297	0.8	0.07	42.8	2.42	6.7	-15.4	82
1/11/2008	5:20:40	20.62	324	297	0.8	0.07	42.8	2.421	6.7	-15.4	81.7
1/11/2008	5:25:40	20.63	324	297	0.8	0.07	42.8	2.423	6.7	-15.3	81.5
1/11/2008	5:30:40	20.62	324	297	0.8	0.07	42.8	2.424	6.7	-15.3	81.2
1/11/2008	5:35:40	20.63	324	297	0.8	0.07	42.8	2.427	6.7	-15.2	81
1/11/2008	5:40:40	20.63	324	297	0.8	0.07	42.8	2.427	6.7	-15.2	80.9
1/11/2008	5:45:40	20.62	324	297	0.9	0.08	42.8	2.428	6.69	-15.1	80.9
1/11/2008	5:50:40	20.63	324	297	0.9	0.08	42.8	2.431	6.69	-15.1	81.1
1/11/2008	5:55:40	20.62	325	297	0.8	0.08	42.8	2.431	6.69	-15	81.1
1/11/2008	6:00:40	20.63	324	297	0.8	0.07	42.8	2.433	6.69	-15	81.2
1/11/2008	6:05:40	20.62	324	297	0.8	0.08	42.8	2.435	6.69	-14.9	81.2
1/11/2008	6:10:40	20.62	324	297	0.8	0.07	42.8	2.437	6.69	-14.9	81.4

Date m/d/y	Time hh:mm:ss	Temp C	SpCond uS/cm	Cond uS/cm	DOsat %	DO mg/L	DOchrg	Depth feet	pH	pH mV	Orp mV
1/11/2008	6:15:40	20.63	324	297	0.8	0.08	42.8	2.439	6.69	-14.9	81.3
1/11/2008	6:20:40	20.63	324	297	0.8	0.07	42.8	2.438	6.69	-14.8	81.2
1/11/2008	6:25:40	20.63	324	297	0.8	0.08	42.8	2.44	6.69	-14.8	81.1
1/11/2008	6:30:40	20.62	324	297	0.8	0.08	42.8	2.442	6.69	-14.8	80.8
1/11/2008	6:35:40	20.62	324	297	0.8	0.07	42.8	2.446	6.69	-14.8	80.7
1/11/2008	6:40:40	20.63	324	297	0.8	0.07	42.8	2.445	6.69	-14.7	80.6
1/11/2008	6:45:40	20.62	324	297	0.8	0.07	42.8	2.447	6.69	-14.7	80.4
1/11/2008	6:50:40	20.63	324	297	0.8	0.07	42.8	2.449	6.69	-14.7	80
1/11/2008	6:55:40	20.62	324	297	0.8	0.08	42.8	2.45	6.69	-14.7	79.8
1/11/2008	7:00:40	20.63	324	297	0.8	0.07	42.8	2.45	6.69	-14.6	79.7
1/11/2008	7:05:40	20.62	324	297	0.8	0.07	42.8	2.453	6.69	-14.6	79.5
1/11/2008	7:10:40	20.63	324	297	0.8	0.07	42.8	2.455	6.69	-14.6	79.2
1/11/2008	7:15:40	20.63	323	296	0.8	0.07	42.8	2.455	6.69	-14.6	79
1/11/2008	7:20:40	20.63	323	296	0.9	0.08	42.8	2.456	6.69	-14.6	78.7
1/11/2008	7:25:40	20.63	323	296	0.8	0.07	42.8	2.46	6.68	-14.6	78.4
1/11/2008	7:30:40	20.62	323	296	0.8	0.08	42.8	2.461	6.68	-14.5	78
1/11/2008	7:35:40	20.63	323	296	0.8	0.08	42.8	2.463	6.68	-14.5	77.6
1/11/2008	7:40:40	20.63	323	296	0.9	0.08	42.8	2.464	6.68	-14.5	77.3
1/11/2008	7:45:40	20.63	323	296	0.8	0.08	42.8	2.465	6.68	-14.5	76.9
1/11/2008	7:50:40	20.63	323	296	0.8	0.08	42.8	2.466	6.68	-14.5	76.6
1/11/2008	7:55:40	20.62	323	296	0.9	0.08	42.8	2.468	6.68	-14.5	76.4
1/11/2008	8:00:40	20.62	323	296	0.9	0.08	42.8	2.469	6.68	-14.5	76
1/11/2008	8:05:40	20.62	323	296	0.8	0.08	42.8	2.471	6.68	-14.5	75.9
1/11/2008	8:10:40	20.62	323	296	0.9	0.08	41.6	2.475	6.68	-14.5	75.6
1/11/2008	8:15:40	20.63	323	296	0.9	0.08	42.8	2.475	6.67	-13.9	75
1/11/2008	8:20:40	20.62	323	296	0.9	0.08	42.8	2.478	6.68	-14.1	74.1
1/11/2008	8:25:40	20.62	323	296	0.9	0.08	42.8	2.479	6.68	-14.3	74.2
1/11/2008	8:30:40	20.63	323	296	0.8	0.07	42.8	2.481	6.68	-14.3	75.6
1/11/2008	8:35:40	20.62	323	296	0.9	0.08	41.6	2.485	6.68	-14.3	76.8
1/11/2008	8:40:40	20.63	323	296	0.9	0.08	41.6	2.524	6.68	-14.3	77.6
1/11/2008	8:45:40	20.62	323	296	0.9	0.08	41.6	2.707	6.68	-14.2	78.3
1/11/2008	8:50:40	20.62	323	296	0.9	0.08	41.6	2.932	6.68	-14.2	79.5
1/11/2008	8:55:40	20.6	324	296	0.9	0.08	42.8	3.135	6.68	-14	80.4
1/11/2008	9:00:40	20.58	323	296	1	0.09	41.6	3.322	6.68	-14.3	79.8
1/11/2008	9:05:40	20.57	322	295	1.4	0.12	42.8	3.506	6.69	-15.1	81.1
1/11/2008	9:10:40	20.56	323	296	1.5	0.13	42.8	3.684	6.72	-16.7	84
1/11/2008	9:15:40	20.56	323	296	1.3	0.12	41.6	3.848	6.73	-17.3	85.9
1/11/2008	9:20:40	20.55	322	295	1.2	0.1	42.8	3.996	6.73	-17.3	87.1
1/11/2008	9:25:40	20.55	321	294	1.1	0.1	42.8	4.126	6.75	-18	88
1/11/2008	9:30:40	20.55	321	293	1	0.09	41.6	4.239	6.74	-17.9	88.4
1/11/2008	9:35:40	20.55	320	293	1	0.09	41.6	4.334	6.75	-18.1	88.8
1/11/2008	9:40:40	20.55	319	292	1	0.09	42.8	4.413	6.76	-18.9	89.6
1/11/2008	9:45:40	20.54	319	292	1	0.09	42.8	4.483	6.77	-19.2	89.3
1/11/2008	9:50:40	20.54	319	292	1	0.09	42.8	4.54	6.77	-19.3	89.1
1/11/2008	9:55:40	20.54	319	292	0.9	0.09	42.8	4.59	6.77	-19.5	89.2
1/11/2008	10:00:40	20.54	319	292	0.9	0.08	42.8	4.629	6.78	-19.7	89.3
1/11/2008	10:05:40	20.54	320	292	0.9	0.08	42.8	4.66	6.78	-19.8	89.2
1/11/2008	10:10:40	20.54	319	292	0.9	0.08	42.8	4.69	6.78	-19.8	89.5
1/11/2008	10:15:40	20.54	319	292	0.9	0.09	42.8	4.714	6.78	-19.7	88.8
1/11/2008	10:20:40	20.54	319	292	0.9	0.08	42.8	4.732	6.77	-19.5	85.9
1/11/2008	10:25:40	20.54	319	292	1	0.09	41.6	4.743	6.77	-19.3	84
1/11/2008	10:30:40	20.55	318	291	1.4	0.12	42.8	4.768	6.77	-19.3	83.3
1/11/2008	10:35:40	20.55	318	291	1.4	0.12	42.8	4.861	6.77	-19.1	82.6
1/11/2008	10:40:40	20.55	318	291	1.1	0.1	41.6	4.969	6.76	-19	82.3
1/11/2008	10:45:40	20.55	318	291	1.1	0.09	41.6	5.066	6.76	-18.9	81.8
1/11/2008	10:50:40	20.55	317	290	1	0.09	42.8	5.138	6.76	-18.9	80.7
1/11/2008	10:55:40	20.55	317	290	1	0.09	42.8	5.199	6.76	-19	79.2
1/11/2008	11:00:40	20.55	316	290	1	0.09	41.6	5.247	6.76	-19	78.4
1/11/2008	11:05:40	20.55	316	289	1	0.09	41.6	5.287	6.76	-19	79.7
1/11/2008	11:10:40	20.55	316	289	0.9	0.08	41.6	5.319	6.77	-19.3	80.6
1/11/2008	11:15:40	20.55	315	288	0.9	0.08	41.6	5.345	6.77	-19.5	79.3

Date m/d/y	Time hh:mm:ss	Temp C	SpCond uS/cm	Cond uS/cm	DOsat %	DO mg/L	DOchrg	Depth feet	pH	pH mV	Orp mV
1/11/2008	11:20:40	20.55	315	288	0.9	0.08	42.8	5.364	6.78	-19.7	78.3
1/11/2008	11:25:40	20.55	314	287	0.9	0.09	41.6	5.377	6.78	-19.8	78.7
1/11/2008	11:30:40	20.55	314	287	1	0.09	42.8	5.39	6.78	-20	79.2
1/11/2008	11:35:40	20.55	313	286	0.9	0.08	41.6	5.397	6.78	-20	80.9
1/11/2008	11:40:40	20.55	312	286	0.9	0.08	41.6	5.405	6.78	-20	81.8
1/11/2008	11:45:40	20.55	312	285	1	0.09	42.8	5.408	6.78	-20.1	80.1
1/11/2008	11:50:40	20.55	312	285	1	0.09	42.8	5.413	6.78	-20.1	78.2
1/11/2008	11:55:40	20.55	311	285	1	0.09	41.6	5.414	6.78	-20.2	77.6
1/11/2008	12:00:40	20.56	311	284	1.1	0.09	42.8	5.414	6.79	-20.3	77.5
1/11/2008	12:05:40	20.56	310	284	1	0.09	42.8	5.405	6.79	-20.3	77.8
1/11/2008	12:10:40	20.56	310	284	1	0.09	42.8	5.389	6.79	-20.3	77.9
1/11/2008	12:15:40	20.56	310	284	1.5	0.13	42.8	5.366	6.79	-20.3	78.6
1/11/2008	12:20:40	20.56	310	283	1.8	0.16	42.8	5.342	6.79	-20.3	78.7
1/11/2008	12:25:40	20.56	309	283	1.5	0.14	42.8	5.311	6.79	-20.3	78.7
1/11/2008	12:30:40	20.56	309	283	1.2	0.11	42.8	5.28	6.78	-20.2	79.1
1/11/2008	12:35:40	20.57	309	283	1.1	0.1	41.6	5.121	6.78	-20.1	78.9
1/11/2008	12:40:40	20.57	309	283	1	0.09	42.8	4.829	6.78	-19.9	77.5

Attachment H

Historical Groundwater Analytical Data

WELL CONCENTRATIONS
Former Shell Service Station
461 8th Street
Oakland, CA

Well ID	Date	TPPH (ug/L)	B (ug/L)	T (ug/L)	E (ug/L)	X (ug/L)	MTBE 8020 (ug/L)	MTBE 8260 (ug/L)	DIPE (ug/L)	ETBE (ug/L)	TAME (ug/L)	TBA (ug/L)	TOC (MSL)	Depth to Water (ft.)	GW Elevation (MSL)	SPH Thickness (ft.)
S-4	10/26/1988	130	3.8	13	4.0	30	NA	NA	NA	NA	NA	NA	93.51 (TOC)	NA	NA	NA
S-4	2/14/1989	<50	0.5	<1	<1	3.0	NA	NA	NA	NA	NA	NA	93.51 (TOC)	12.82	80.69	NA
S-4	5/1/1989	Well dry	NA	NA	NA	NA	NA	NA	NA	NA	NA	NA	93.51 (TOC)	16.48	77.03	NA
S-4	7/27/1989	Well dry	NA	NA	NA	NA	NA	NA	NA	NA	NA	NA	93.51 (TOC)	15.84	77.67	NA
S-4	10/5/1989	Well dry	NA	NA	NA	NA	NA	NA	NA	NA	NA	NA	93.51 (TOC)	15.98	77.53	NA
S-4	1/9/1990	Well dry	NA	NA	NA	NA	NA	NA	NA	NA	NA	NA	93.51 (TOC)	15.86	77.65	NA
S-4	4/30/1990	<50	<0.5	<0.5	<0.5	<1	NA	NA	NA	NA	NA	NA	93.51 (TOC)	14.48	79.03	NA
S-4	7/31/1990	Well dry	NA	NA	NA	NA	NA	NA	NA	NA	NA	NA	93.51 (TOC)	NA	NA	NA
S-4	10/30/1990	Well dry	NA	NA	NA	NA	NA	NA	NA	NA	NA	NA	93.51 (TOC)	NA	NA	NA
S-4	5/6/1991	Well dry	NA	NA	NA	NA	NA	NA	NA	NA	NA	NA	93.51 (TOC)	15.23	78.28	NA
S-4	6/27/1991	<50	<0.5	<0.5	<0.5	<0.5	NA	NA	NA	NA	NA	NA	93.51 (TOC)	13.54	79.97	NA
S-4	9/24/1991	Well dry	NA	NA	NA	NA	NA	NA	NA	NA	NA	NA	93.51 (TOC)	15.85	77.66	NA
S-4	11/7/1991	Well dry	NA	NA	NA	NA	NA	NA	NA	NA	NA	NA	93.51 (TOC)	15.60	77.91	NA
S-4	2/13/1992	<50	<0.5	<0.5	<0.5	3.0	NA	NA	NA	NA	NA	NA	93.51 (TOC)	14.27	79.24	NA
S-4	5/11/1992	Well dry	NA	NA	NA	NA	NA	NA	NA	NA	NA	NA	93.51 (TOC)	NA	NA	NA
S-4	12/3/1992	Well inaccessible		NA	NA	NA	NA	NA	NA	NA	NA	NA	93.51 (TOC)	NA	NA	NA
S-4	5/13/1993	Well inaccessible		NA	NA	NA	NA	NA	NA	NA	NA	NA	93.51 (TOC)	14.81	78.70	NA
S-4	7/22/1993	Well inaccessible		NA	NA	NA	NA	NA	NA	NA	NA	NA	93.51 (TOC)	14.42	79.09	NA
S-4	10/20/1993	Well inaccessible		NA	NA	NA	NA	NA	NA	NA	NA	NA	93.51 (TOC)	NA	NA	NA
S-4	1/25/1994	Well inaccessible		NA	NA	NA	NA	NA	NA	NA	NA	NA	93.51 (TOC)	14.60	78.91	NA
S-4	4/25/1994	Well inaccessible		NA	NA	NA	NA	NA	NA	NA	NA	NA	93.51 (TOC)	14.39	79.12	NA
S-4	7/21/1994	<50	<0.5	<0.5	<0.5	<0.5	NA	NA	NA	NA	NA	NA	93.51 (TOC)	22.29	71.22	NA
S-4	10/24/1994	<500	<0.3	<0.3	<0.3	<0.6	NA	NA	NA	NA	NA	NA	93.51 (TOC)	22.72	70.79	NA
S-4	12/22/1994	<50	<0.5	<0.5	<0.5	<0.5	NA	NA	NA	NA	NA	NA	25.77*	22.25	3.52	NA
S-4	4/20/1995	<50	<0.5	<0.5	<0.5	<0.5	NA	NA	NA	NA	NA	NA	25.77	21.16	4.61	NA
S-4	10/4/1995	<50	1.2	0.7	<0.5	<0.5	NA	NA	NA	NA	NA	NA	25.77	22.25	3.52	NA
S-4	1/3/1996	<50	0.6	<0.5	<0.5	1.7	NA	NA	NA	NA	NA	NA	25.77	23.28	2.49	NA
S-4	4/11/1996	<50	<0.5	<0.5	<0.5	<0.5	<2.5	NA	NA	NA	NA	NA	25.77	21.58	4.19	NA

WELL CONCENTRATIONS
Former Shell Service Station
461 8th Street
Oakland, CA

Well ID	Date	TPPH (ug/L)	B (ug/L)	T (ug/L)	E (ug/L)	X (ug/L)	MTBE 8020 (ug/L)	MTBE 8260 (ug/L)	DIPE (ug/L)	ETBE (ug/L)	TAME (ug/L)	TBA (ug/L)	TOC (MSL)	Depth to Water (ft.)	GW Elevation (MSL)	SPH Thickness (ft.)
S-4	7/11/1996	<50	<0.50	<0.50	<0.50	<0.50	<2.5	NA	NA	NA	NA	NA	25.77	21.60	4.17	NA
S-4	10/2/1996	<50	<0.50	<0.50	<0.50	<0.50	2.6	NA	NA	NA	NA	NA	25.77	22.46	3.31	NA
S-4	1/22/1997	<50	0.73	<0.50	<0.50	0.63	<2.5	NA	NA	NA	NA	NA	25.77	20.06	5.71	NA
S-4	7/21/1997	<50	<0.50	<0.50	<0.50	<0.50	<2.5	NA	NA	NA	NA	NA	25.77	22.10	3.67	NA
S-4	1/22/1998	<50	<0.50	<0.50	<0.50	<0.50	<2.5	NA	NA	NA	NA	NA	25.77	20.50	5.27	NA
S-4	7/8/1998	<50	<0.50	<0.50	<0.50	<0.50	<2.5	NA	NA	NA	NA	NA	25.77	20.86	4.91	NA
S-4	10/26/1998	NA	NA	NA	NA	NA	NA	NA	NA	NA	NA	NA	25.77	21.41	4.36	NA
S-4	1/28/1999	<50	<0.50	<0.50	<0.50	<0.50	<2.5	NA	NA	NA	NA	NA	25.77	22.34	3.43	NA
S-4	4/23/1999	NA	NA	NA	NA	NA	NA	NA	NA	NA	NA	NA	25.77	21.43	4.34	NA
S-4	7/29/1999	<50.0	<0.500	<0.500	<0.500	<0.500	<5.00	NA	NA	NA	NA	NA	25.77	21.45	4.32	NA
S-4	11/1/1999	NA	NA	NA	NA	NA	NA	NA	NA	NA	NA	NA	25.77	22.08	3.69	NA
S-4	1/7/2000	<50	<0.50	<0.50	<0.50	<0.50	<2.5	NA	NA	NA	NA	NA	25.77	22.29	3.48	NA
S-4	4/11/2000	NA	NA	NA	NA	NA	NA	NA	NA	NA	NA	NA	25.77	21.11	4.66	NA
S-4	7/19/2000	<50.0	<0.500	<0.500	<0.500	<0.500	<2.50	NA	NA	NA	NA	NA	25.77	21.19	4.58	NA
S-4	10/12/2000	NA	NA	NA	NA	NA	NA	NA	NA	NA	NA	NA	25.77	22.22	3.55	NA
S-4	1/9/2001	<50.0	<0.500	<0.500	<0.500	<0.500	<2.50	NA	NA	NA	NA	NA	25.77	22.17	3.60	NA
S-4	4/6/2001	NA	NA	NA	NA	NA	NA	NA	NA	NA	NA	NA	25.77	21.50	4.27	NA
S-4	7/25/2001	<50	2.0	0.52	<0.50	1.0	NA	<5.0	NA	NA	NA	NA	25.77	21.50	4.27	NA
S-4	11/1/2001	NA	NA	NA	NA	NA	NA	NA	NA	NA	NA	NA	25.77	21.95	3.82	NA
S-4	01/17/2002 d	<50	<0.50	<0.50	<0.50	<0.50	NA	<5.0	NA	NA	NA	NA	25.77	21.13	4.64	NA
S-4	5/8/2002	NA	NA	NA	NA	NA	NA	NA	NA	NA	NA	NA	25.77	21.35	4.42	NA
S-4	7/18/2002	<50	<0.50	<0.50	<0.50	<0.50	NA	<5.0	NA	NA	NA	NA	34.41	21.19	13.22	NA
S-4	10/15/2002	NA	NA	NA	NA	NA	NA	NA	NA	NA	NA	NA	34.41	21.42	12.99	NA
S-4	1/2/2003	<50	<0.50	<0.50	<0.50	<0.50	NA	<5.0	NA	NA	NA	NA	34.41	20.75	13.66	NA
S-4	4/15/2003	NA	NA	NA	NA	NA	NA	NA	NA	NA	NA	NA	34.41	21.08	13.33	NA
S-4	7/14/2003	NA	NA	NA	NA	NA	NA	NA	NA	NA	NA	NA	34.41	19.93	14.48	NA
S-4	10/20/2003	NA	NA	NA	NA	NA	NA	NA	NA	NA	NA	NA	34.41	19.56	14.85	NA
S-4	1/22/2004	<50	<0.50	<0.50	<0.50	<1.0	NA	<0.50	NA	NA	NA	NA	34.41	19.12	15.29	NA

WELL CONCENTRATIONS
Former Shell Service Station
461 8th Street
Oakland, CA

Well ID	Date	TPPH (ug/L)	B (ug/L)	T (ug/L)	E (ug/L)	X (ug/L)	MTBE 8020 (ug/L)	MTBE 8260 (ug/L)	DIPE (ug/L)	ETBE (ug/L)	TAME (ug/L)	TBA (ug/L)	TOC (MSL)	Depth to Water (ft.)	GW Elevation (MSL)	SPH Thickness (ft.)
---------	------	----------------	-------------	-------------	-------------	-------------	------------------------	------------------------	----------------	----------------	----------------	---------------	--------------	----------------------------	--------------------------	---------------------------

S-4	4/19/2004	NA	NA	NA	NA	NA	NA	NA	NA	NA	NA	NA	34.41	19.15	15.26	NA
S-4	7/13/2004	NA	NA	NA	NA	NA	NA	NA	NA	NA	NA	NA	34.41	20.48	13.93	NA
S-4	10/28/2004	NA	NA	NA	NA	NA	NA	NA	NA	NA	NA	NA	34.41	21.00	13.41	NA
S-4	1/17/2005	<50	<0.50	<0.50	<0.50	<1.0	NA	<0.50	NA	NA	NA	NA	34.41	20.17	14.24	NA
S-4	4/14/2005	NA	NA	NA	NA	NA	NA	NA	NA	NA	NA	NA	34.41	19.82	14.59	NA
S-4	7/28/2005	NA	NA	NA	NA	NA	NA	NA	NA	NA	NA	NA	34.41	20.71	13.70	NA
S-4	10/5/2005	NA	NA	NA	NA	NA	NA	NA	NA	NA	NA	NA	34.41	20.85	13.56	NA
S-4	2/9/2006	<50.0	<0.500	<0.500	<0.500	<0.500	NA	<0.500	NA	NA	NA	NA	34.41	19.47	14.94	NA
S-4	5/15/2006	NA	NA	NA	NA	NA	NA	NA	NA	NA	NA	NA	34.41	19.52	14.89	NA
S-4	8/23/2006	NA	NA	NA	NA	NA	NA	NA	NA	NA	NA	NA	34.41	20.75	13.66	NA
S-4	11/15/2006	NA	NA	NA	NA	NA	NA	NA	NA	NA	NA	NA	34.41	20.03	14.38	NA
S-4	1/30/2007	<50	<0.50	<0.50	<0.50	<1.0	NA	<0.50	NA	NA	NA	NA	34.41	21.30	13.11	NA
S-4	5/29/2007	NA	NA	NA	NA	NA	NA	NA	NA	NA	NA	NA	34.41	21.15	13.26	NA
S-4	8/15/2007	NA	NA	NA	NA	NA	NA	NA	NA	NA	NA	NA	34.41	21.38	13.03	NA
S-4	11/28/2007	NA	NA	NA	NA	NA	NA	NA	NA	NA	NA	NA	34.41	21.55	12.86	NA

S-5	4/16/1987	130000	15000	16000	NA	14000 a	NA	NA	NA	NA	NA	NA	99.36 (TOC)	NA	NA	NA
S-5	10/26/1988	110000	20000	25000	2300	10000	NA	NA	NA	NA	NA	NA	99.36 (TOC)	NA	NA	NA
S-5	2/14/1989	94000	16000	21000	1800	10000	NA	NA	NA	NA	NA	NA	99.36 (TOC)	19.87	79.49	NA
S-5	5/1/1989	120000	29000	35000	3100	15000	NA	NA	NA	NA	NA	NA	99.36 (TOC)	21.23	78.13	NA
S-5	7/27/1989	110000	20000	29000	2400	14000	NA	NA	NA	NA	NA	NA	99.36 (TOC)	20.41	78.95	NA
S-5	10/5/1989	NA	NA	NA	NA	NA	NA	NA	NA	NA	NA	NA	99.36 (TOC)	20.43	78.94	0.01
S-5	1/9/1990	NA	NA	NA	NA	NA	NA	NA	NA	NA	NA	NA	99.36 (TOC)	21.16	78.21	0.01
S-5	4/30/1990	100000	13000	22000	2100	11000	NA	NA	NA	NA	NA	NA	99.36 (TOC)	20.96	78.40	NA
S-5	7/31/1990	53000	8300	14000	1200	7400	NA	NA	NA	NA	NA	NA	99.36 (TOC)	20.88	78.48	NA
S-5	10/30/1990	NA	NA	NA	NA	NA	NA	NA	NA	NA	NA	NA	99.36 (TOC)	21.96	77.42	0.03
S-5	5/6/1991	NA	NA	NA	NA	NA	NA	NA	NA	NA	NA	NA	99.36 (TOC)	23.00	76.46	0.13
S-5	6/27/1991	NA	NA	NA	NA	NA	NA	NA	NA	NA	NA	NA	99.36 (TOC)	20.53	78.85	0.03

WELL CONCENTRATIONS
Former Shell Service Station
461 8th Street
Oakland, CA

Well ID	Date	TPPH (ug/L)	B (ug/L)	T (ug/L)	E (ug/L)	X (ug/L)	MTBE 8020 (ug/L)	MTBE 8260 (ug/L)	DIPE (ug/L)	ETBE (ug/L)	TAME (ug/L)	TBA (ug/L)	TOC (MSL)	Depth to Water (ft.)	GW Elevation (MSL)	SPH Thickness (ft.)
S-5	9/24/1991	NA	NA	NA	NA	NA	NA	NA	NA	NA	NA	NA	99.36 (TOC)	21.40	78.01	0.06
S-5	11/7/1991	NA	NA	NA	NA	NA	NA	NA	NA	NA	NA	NA	99.36 (TOC)	21.33	78.23	0.25
S-5	2/13/1992	NA	NA	NA	NA	NA	NA	NA	NA	NA	NA	NA	99.36 (TOC)	22.52	77.09	0.31
S-5	5/11/1992	NA	NA	NA	NA	NA	NA	NA	NA	NA	NA	NA	99.36 (TOC)	22.46	77.36	0.58
S-5	12/3/1992	Well inaccessible		NA	NA	NA	NA	NA	NA	NA	NA	NA	99.36 (TOC)	NA	NA	NA
S-5	5/13/1993	NA	NA	NA	NA	NA	NA	NA	NA	NA	NA	NA	99.36 (TOC)	22.22	77.36	0.27
S-5	7/22/1993	NA	NA	NA	NA	NA	NA	NA	NA	NA	NA	NA	99.36 (TOC)	21.68	77.88	0.25
S-5	10/20/1993	NA	NA	NA	NA	NA	NA	NA	NA	NA	NA	NA	99.36 (TOC)	20.51	79.03	0.23
S-5	1/25/1994	NA	NA	NA	NA	NA	NA	NA	NA	NA	NA	NA	99.36 (TOC)	21.93	77.57	0.18
S-5	4/25/1994	NA	NA	NA	NA	NA	NA	NA	NA	NA	NA	NA	99.36 (TOC)	21.97	77.67	0.35
S-5	5/26/1994	NA	NA	NA	NA	NA	NA	NA	NA	NA	NA	NA	99.36 (TOC)	20.84	78.80	0.35
S-5	6/10/1994	NA	NA	NA	NA	NA	NA	NA	NA	NA	NA	NA	99.36 (TOC)	21.01	78.61	0.32
S-5	7/21/1994	NA	NA	NA	NA	NA	NA	NA	NA	NA	NA	NA	99.36 (TOC)	22.18	77.56	0.47
S-5	8/25/1994	NA	NA	NA	NA	NA	NA	NA	NA	NA	NA	NA	99.36 (TOC)	22.01	77.70	0.44
S-5	9/22/1994	NA	NA	NA	NA	NA	NA	NA	NA	NA	NA	NA	99.36 (TOC)	22.00	77.48	0.15
S-5	10/24/1994	NA	NA	NA	NA	NA	NA	NA	NA	NA	NA	NA	99.36 (TOC)	22.28	77.53	0.56
S-5	12/22/1994	NA	NA	NA	NA	NA	NA	NA	NA	NA	NA	NA	22.94*	22.88	0.85	0.99
S-5	4/20/1995	NA	NA	NA	NA	NA	NA	NA	NA	NA	NA	NA	22.94	21.66	1.54	0.33
S-5	10/4/1995	NA	NA	NA	NA	NA	NA	NA	NA	NA	NA	NA	22.94	22.18	0.76	NA
S-5	1/3/1996	NA	NA	NA	NA	NA	NA	NA	NA	NA	NA	NA	22.94	22.80	0.80	0.83
S-5	4/11/1996	NA	NA	NA	NA	NA	NA	NA	NA	NA	NA	NA	22.94	21.15	2.33	0.67
S-5	7/11/1996	NA	NA	NA	NA	NA	NA	NA	NA	NA	NA	NA	22.94	22.62	1.04	0.90
S-5	10/2/1996	NA	NA	NA	NA	NA	NA	NA	NA	NA	NA	NA	22.94	23.07	0.38	0.64
S-5	1/22/1997	NA	NA	NA	NA	NA	NA	NA	NA	NA	NA	NA	22.94	20.83	2.24	0.16
S-5	7/21/1997	NA	NA	NA	NA	NA	NA	NA	NA	NA	NA	NA	22.94	21.16	1.82	0.05
S-5	1/22/1998	NA	NA	NA	NA	NA	NA	NA	NA	NA	NA	NA	22.94	20.04	2.93	0.04
S-5	7/8/1998	220	14	40	5.8	34	3.3	NA	NA	NA	NA	NA	22.94	18.61	4.33	NA
S-5	10/26/1998	NA	NA	NA	NA	NA	NA	NA	NA	NA	NA	NA	22.94	17.31	5.63	NA

WELL CONCENTRATIONS
Former Shell Service Station
461 8th Street
Oakland, CA

Well ID	Date	TPPH (ug/L)	B (ug/L)	T (ug/L)	E (ug/L)	X (ug/L)	MTBE 8020 (ug/L)	MTBE 8260 (ug/L)	DIPE (ug/L)	ETBE (ug/L)	TAME (ug/L)	TBA (ug/L)	TOC (MSL)	Depth to Water (ft.)	GW Elevation (MSL)	SPH Thickness (ft.)
S-5	1/28/1999	51000	13000	1200	1200	2400	2400	NA	NA	NA	NA	NA	22.94	20.11	2.83	NA
S-5	4/23/1999	65600	2540	7300	1790	9840	<1000	NA	NA	NA	NA	NA	22.94	19.21	3.73	NA
S-5	7/29/1999	61400	3320	6980	1520	7700	<1000	NA	NA	NA	NA	NA	22.94	14.77	8.17	NA
S-5	11/1/1999	48200	2700	5740	1290	7850	<500	<40.0	NA	NA	NA	NA	22.94	15.56	7.38	NA
S-5	1/7/2000	39000	3900	8500	790	8300	1500	NA	NA	NA	NA	NA	22.94	15.82	7.12	NA
S-5	4/11/2000	29300	1680	5060	1130	6220	<250	NA	NA	NA	NA	NA	22.94	18.19	4.75	NA
S-5	7/19/2000	6420	2110	207	252	681	355	253 b	NA	NA	NA	NA	22.94	19.01	3.93	NA
S-5	10/12/2000	41500	2940	4940	1520	7770	<250	<66.7	NA	NA	NA	NA	22.94	19.62	3.32	NA
S-5	1/9/2001	142000	7030	9550	2340	12600	779	NA	NA	NA	NA	NA	22.94	19.94	3.00	NA
S-5	4/6/2001	Well inaccessible		NA	NA	NA	NA	NA	NA	NA	NA	NA	22.94	NA	NA	NA
S-5	4/13/2001	59800	4810	10800	1950	10100	842	<10.0	NA	NA	NA	NA	22.94	14.72	8.22	NA
S-5	7/25/2001	71000	2900	6800	1700	9100	NA	<250	NA	NA	NA	NA	22.94	14.91	8.03	NA
S-5	8/13/2001	NA	NA	NA	NA	NA	NA	NA	NA	NA	NA	NA	22.94	19.43	3.51	NA
S-5	11/1/2001	Unable to locate		NA	NA	NA	NA	NA	NA	NA	NA	NA	22.94	NA	NA	NA
S-5	01/17/2002 d	58000	460	3300	1900	8400	NA	<200	NA	NA	NA	NA	c	14.27	NA	NA
S-5	05/08/2002 d	60000	650	2700	1800	8800	NA	<100	NA	NA	NA	NA	22.94	18.40	4.54	NA
S-5	7/18/2002	53000	240	1200	1500	6400	NA	<100	NA	NA	NA	NA	27.36	14.25	13.11	NA
S-5	10/15/2002	Well inaccessible		NA	NA	NA	NA	NA	NA	NA	NA	NA	27.36	NA	NA	NA
S-5	10/17/2002	42000	420	1100	1200	5500	NA	<10	NA	NA	NA	NA	27.36	14.90	12.46	NA
S-5	1/2/2003	26000	680	1500	780	3800	NA	<5.0	NA	NA	NA	NA	27.36	14.72	12.64	NA
S-5	4/15/2003	3600	29	38	65	370	NA	<5.0	NA	NA	NA	NA	e	14.45	NA	NA
S-5	7/14/2003	21000	210	460	650	2900	NA	<10	NA	NA	NA	NA	e	14.10	NA	NA
S-5	10/20/2003	37000	390	590	870	3500	NA	<13	NA	NA	NA	NA	e	14.63	NA	NA
S-5	1/22/2004	29000	200	210	710	2400	NA	<13	NA	NA	NA	NA	e	14.08	NA	NA
S-5	4/19/2004	25000	490	460	750	2400	NA	19	NA	NA	NA	NA	e	13.43	NA	NA
S-5	7/13/2004	28000	300	280	690	2400	NA	<13	NA	NA	NA	NA	e	14.88	NA	NA
S-6	4/16/1987	81000	16000	9000	NA	6400 a	NA	NA	NA	NA	NA	NA	100.58 (TOC)	NA	NA	NA

WELL CONCENTRATIONS
Former Shell Service Station
461 8th Street
Oakland, CA

Well ID	Date	TPPH (ug/L)	B (ug/L)	T (ug/L)	E (ug/L)	X (ug/L)	MTBE 8020 (ug/L)	MTBE 8260 (ug/L)	DIPE (ug/L)	ETBE (ug/L)	TAME (ug/L)	TBA (ug/L)	TOC (MSL)	Depth to Water (ft.)	GW Elevation (MSL)	SPH Thickness (ft.)
S-6	10/26/1988	110000	29000	18000	2500	8200	NA	NA	NA	NA	NA	NA	100.58 (TOC)	NA	NA	NA
S-6	2/14/1989	54000	18000	4500	1400	4000	NA	NA	NA	NA	NA	NA	100.58 (TOC)	20.87	79.71	NA
S-6	5/1/1989	93000	43000	9900	3000	8000	NA	NA	NA	NA	NA	NA	100.58 (TOC)	20.49	80.09	NA
S-6	7/27/1989	52000	20000	3200	1700	5500	NA	NA	NA	NA	NA	NA	100.58 (TOC)	21.01	79.57	NA
S-6	10/5/1989	55000	20000	2900	1600	5500	NA	NA	NA	NA	NA	NA	100.58 (TOC)	21.24	79.34	NA
S-6	1/9/1990	76000	35000	9100	2300	8600	NA	NA	NA	NA	NA	NA	100.58 (TOC)	22.62	77.96	SHEEN
S-6	4/30/1990	39000	13000	2300	900	2800	NA	NA	NA	NA	NA	NA	100.58 (TOC)	22.10	78.48	NA
S-6	7/31/1990	48000	20000	4600	1500	4900	NA	NA	NA	NA	NA	NA	100.58 (TOC)	22.00	78.58	NA
S-6	10/30/1990	27000	7400	900	600	1400	NA	NA	NA	NA	NA	NA	100.58 (TOC)	22.14	78.44	NA
S-6	5/6/1991	35000	3900	2700	2300	3500	NA	NA	NA	NA	NA	NA	100.58 (TOC)	22.40	78.18	NA
S-6	6/27/1991	51000	19000	5600	1700	6300	NA	NA	NA	NA	NA	NA	100.58 (TOC)	21.21	79.37	NA
S-6	9/24/1991	42000	14000	4300	1200	4000	NA	NA	NA	NA	NA	NA	100.58 (TOC)	22.26	78.32	NA
S-6	11/7/1991	39000	11000	2000	800	2300	NA	NA	NA	NA	NA	NA	100.58 (TOC)	22.35	78.23	NA
S-6	2/13/1992	64000	21000	6200	1600	5100	NA	NA	NA	NA	NA	NA	100.58 (TOC)	22.28	78.30	NA
S-6	5/11/1992	57000	22000	7600	2200	7700	NA	NA	NA	NA	NA	NA	100.58 (TOC)	22.10	78.48	NA
S-6	12/3/1992	110000	26000	9400	2100	8700	NA	NA	NA	NA	NA	NA	100.58 (TOC)	22.14	78.44	NA
S-6	5/13/1993	58000	21000	6800	2500	9800	NA	NA	NA	NA	NA	NA	100.58 (TOC)	22.16	78.42	NA
S-6	7/22/1993	70000	31000	14000	3000	13000	NA	NA	NA	NA	NA	NA	100.58 (TOC)	21.64	78.94	NA
S-6	10/20/1993	48000	28000	9800	3200	12000	NA	NA	NA	NA	NA	NA	100.58 (TOC)	21.62	78.96	NA
S-6	1/25/1994	70000	23000	7500	2500	8000	NA	NA	NA	NA	NA	NA	100.58 (TOC)	21.80	78.78	NA
S-6	4/25/1994	61000	16000	4000	1800	5100	NA	NA	NA	NA	NA	NA	100.58 (TOC)	21.68	78.90	NA
S-6	7/21/1994	44000	8200	3600	1400	3900	NA	NA	NA	NA	NA	NA	100.58 (TOC)	21.78	78.80	NA
S-6 (D)	7/21/1994	32000	7800	3400	1300	3700	NA	NA	NA	NA	NA	NA	22.08	NA	NA	NA
S-6	10/24/1994	2936	1184	440.6	163	648.4	NA	NA	NA	NA	NA	NA	100.58 (TOC)	22.06	78.52	NA
S-6 (D)	10/24/1994	2968	770.8	325.3	144	622	NA	NA	NA	NA	NA	NA	22.08	NA	NA	NA
S-6	12/22/1994	32000	7000	2900	790	2400	NA	NA	NA	NA	NA	NA	22.08*	21.91	0.17	NA
S-6 (D)	12/22/1994	32000	8000	3800	1100	3400	NA	NA	NA	NA	NA	NA	22.08	NA	NA	NA
S-6	4/20/1995	56000	15000	3800	1900	4900	NA	NA	NA	NA	NA	NA	22.08	21.38	0.70	NA

WELL CONCENTRATIONS
Former Shell Service Station
461 8th Street
Oakland, CA

Well ID	Date	TPPH (ug/L)	B (ug/L)	T (ug/L)	E (ug/L)	X (ug/L)	MTBE 8020 (ug/L)	MTBE 8260 (ug/L)	DIPE (ug/L)	ETBE (ug/L)	TAME (ug/L)	TBA (ug/L)	TOC (MSL)	Depth to Water (ft.)	GW Elevation (MSL)	SPH Thickness (ft.)
S-6 (D)	4/20/1995	49000	13000	3500	1800	4700	NA	NA	NA	NA	NA	NA	22.08	NA	NA	NA
S-6	10/4/1995	49000	8400	4700	1800	4800	NA	NA	NA	NA	NA	NA	22.08	21.80	0.28	NA
S-6 (D)	10/4/1995	41000	8400	4100	1400	4400	NA	NA	NA	NA	NA	NA	22.08	NA	NA	NA
S-6	1/3/1996	52000	9100	7100	1800	5800	NA	NA	NA	NA	NA	NA	22.08	21.70	0.38	NA
S-6	4/11/1996	59000	11000	7100	2100	6400	<500	NA	NA	NA	NA	NA	22.08	21.62	0.46	NA
S-6 (D)	4/11/1996	59000	11000	6800	1900	6400	<500	NA	NA	NA	NA	NA	22.08	NA	NA	NA
S-6	7/11/1996	72000	18000	6600	2500	8400	<1000	NA	NA	NA	NA	NA	22.08	21.65	2.78	NA
S-6	10/2/1996	57000	11000	6500	1500	5100	<500	NA	NA	NA	NA	NA	22.08	21.80	2.63	NA
S-6	1/22/1997	67000	15000	5000	1800	5400	<1000	NA	NA	NA	NA	NA	22.08	19.95	2.13	NA
S-6 (D)	1/22/1997	63000	15000	4800	1800	5200	<1000	NA	NA	NA	NA	NA	22.08	NA	NA	NA
S-6	7/21/1997	61000	15000	2100	1100	3500	1900	NA	NA	NA	NA	NA	22.08	20.61	1.47	NA
S-6	1/22/1998	46000	14000	3200	1300	3400	<500	NA	NA	NA	NA	NA	22.08	19.82	2.26	NA
S-6	7/8/1998	74000	26000	7500	2200	6200	<1000	NA	NA	NA	NA	NA	22.08	18.20	3.88	NA
S-6	10/26/1998	NA	NA	NA	NA	NA	NA	NA	NA	NA	NA	NA	22.08	18.81	3.27	NA
S-6	1/28/1999	120000	9000	14000	2700	14000	3700	NA	NA	NA	NA	NA	22.08	19.73	2.35	NA
S-6	4/23/1999	58500	15900	1360	1640	3030	<2500	NA	NA	NA	NA	NA	22.08	17.58	4.50	NA
S-6	7/29/1999	36200	10300	760	930	1360	<1000	NA	NA	NA	NA	NA	22.08	21.35	0.73	NA
S-6	11/1/1999	36000	11700	767	865	1670	<1250	<40.0	NA	NA	NA	NA	22.08	19.23	2.85	NA
S-6	1/7/2000	36000	7600	4600	840	3600	<1000	NA	NA	NA	NA	NA	22.08	19.53	2.55	NA
S-6	4/11/2000	14600	7540	205	306	609	621	NA	NA	NA	NA	NA	22.08	18.16	3.92	NA
S-6	7/19/2000	2590	629	63.9	99.6	267	124	72.7 b	NA	NA	NA	NA	22.08	18.40	3.68	NA
S-6	10/12/2000	32900	14200	966	1060	1790	<500	<100	NA	NA	NA	NA	22.08	19.52	2.56	NA
S-6	1/9/2001	27600	11200	675	666	1580	1430	<10.0 b	NA	NA	NA	NA	22.08	19.69	2.39	NA
S-6	2/5/2001	NA	NA	NA	NA	NA	NA	NA	NA	NA	NA	NA	22.08	19.20	2.88	NA
S-6	4/6/2001	16900	7800	343	172	966	809	<20.0	NA	NA	NA	NA	22.08	18.25	3.83	NA
S-6	7/25/2001	29000	9800	1700	1000	1800	NA	<250	NA	NA	NA	NA	22.08	18.27	3.81	NA
S-6	11/1/2001	41000	15000	2400	1100	2500	NA	<500	NA	NA	NA	NA	22.08	19.30	2.78	NA
S-6	01/17/2002 d	38000	11000	1700	990	2200	NA	<500	NA	NA	NA	NA	22.08	18.51	3.57	NA

WELL CONCENTRATIONS
Former Shell Service Station
461 8th Street
Oakland, CA

Well ID	Date	TPPH (ug/L)	B (ug/L)	T (ug/L)	E (ug/L)	X (ug/L)	MTBE 8020 (ug/L)	MTBE 8260 (ug/L)	DIPE (ug/L)	ETBE (ug/L)	TAME (ug/L)	TBA (ug/L)	TOC (MSL)	Depth to Water (ft.)	GW Elevation (MSL)	SPH Thickness (ft.)
S-6	5/8/2002	72000	21000	4400	2200	5300	NA	<1000	NA	NA	NA	NA	22.08	18.30	3.78	NA
S-6	7/18/2002	71000	17000	4300	1700	4800	NA	<1000	NA	NA	NA	NA	30.56	18.19	12.37	NA
S-6	10/15/2002	55000	16000	4600	1500	4600	NA	<100	NA	NA	NA	NA	30.56	18.77	11.79	NA
S-6	1/2/2003	75000	21000	5000	2400	6400	NA	<50	NA	NA	NA	NA	30.56	18.60	11.96	NA
S-6	4/15/2003	64000	29000	6400	2700	5600	NA	<1000	NA	NA	NA	NA	30.56	18.27	12.29	NA
S-6	7/14/2003	47000	19000	4300	1500	4300	NA	<100	NA	NA	NA	NA	30.56	18.05	12.51	NA
S-6	10/20/2003	63000	21000	5800	1900	5200	NA	<130	NA	NA	NA	NA	30.56	18.55	12.01	f
S-6	1/22/2004	41000	21000	4300	1800	4000	NA	<130	NA	NA	NA	NA	30.56	18.18	12.38	f
S-6	4/19/2004	58000	23000	4200	2200	3900	NA	<130	NA	NA	NA	NA	30.56	17.32	13.24	NA
S-6	5/3/2004	NA	NA	NA	NA	NA	NA	NA	NA	NA	NA	NA	30.56	17.30	13.26	NA
S-6	6/17/2004	NA	NA	NA	NA	NA	NA	NA	NA	NA	NA	NA	30.56	17.70	12.86	NA
S-6	7/13/2004	NA	NA	NA	NA	NA	NA	NA	NA	NA	NA	NA	30.56	17.85	12.71	NA
S-6	10/28/2004 g	45000	21000	3600	1700	3300	NA	<130	NA	NA	NA	NA	30.56	18.45	12.11	NA
S-6	1/17/2005	61000	21000	3500	1600	3200	NA	<130	NA	NA	NA	NA	30.56	17.52	13.04	NA
S-6	4/14/2005	36000	12000	6200	850	4800	NA	<50	NA	NA	NA	NA	30.56	22.49	8.07	NA
S-6	7/28/2005	54000	16000	9100	1800	5900	NA	<130	NA	NA	NA	NA	30.56	19.38	11.18	NA
S-6	10/5/2005	59000	14000	7500	1400	5000	NA	<50	NA	NA	NA	NA	30.56	18.32	12.24	NA
S-6	2/9/2006	41100	7060	3900	673	2380	NA	<0.500	NA	NA	NA	NA	30.56	17.11	13.45	NA
S-6	5/15/2006	188000	24800	20700	2540	12400	NA	<25.0	NA	NA	NA	NA	30.56	19.80	10.76	NA
S-6	8/23/2006	133000	24900	16100	2280	10500	NA	<0.500	NA	NA	NA	NA	30.56	20.45	10.11	NA
S-6	11/15/2006	66000	19000	8400	1900	7400	NA	<400	NA	NA	NA	NA	30.56	20.41	10.15	NA
S-6	1/30/2007	88000	18000	9600	1900	7200	NA	<100	NA	NA	NA	NA	30.56	20.47	10.09	NA
S-6	5/29/2007	56000 h	17000	6700	1700	5400	NA	<20	NA	NA	NA	NA	30.56	20.40	10.16	NA
S-6	8/15/2007	57000 h,i	15000	6800	1600	6100	NA	<100	NA	NA	NA	NA	30.56	20.49	10.07	NA
S-6	11/28/2007	42000 h	13000	5000	1300	5000	NA	<100	NA	NA	NA	NA	30.56	20.65	9.91	NA
S-8	12/22/1994	600	120	32	5.2	34	NA	NA	NA	NA	NA	NA	27.21	24.87	2.34	NA
S-8	4/20/1995	460	180	23	5.2	21	NA	NA	NA	NA	NA	NA	27.21	23.90	3.31	NA

WELL CONCENTRATIONS
Former Shell Service Station
461 8th Street
Oakland, CA

Well ID	Date	TPPH (ug/L)	B (ug/L)	T (ug/L)	E (ug/L)	X (ug/L)	MTBE 8020 (ug/L)	MTBE 8260 (ug/L)	DIPE (ug/L)	ETBE (ug/L)	TAME (ug/L)	TBA (ug/L)	TOC (MSL)	Depth to Water (ft.)	GW Elevation (MSL)	SPH Thickness (ft.)
S-8	10/4/1995	830	210	38	11	42	NA	NA	NA	NA	NA	NA	27.21	24.48	2.73	NA
S-8	1/3/1996	350	61	12	2.5	12	NA	NA	NA	NA	NA	NA	27.21	24.62	2.59	NA
S-8 (D)	1/3/1996	340	54	12	2.4	12	NA	NA	NA	NA	NA	NA	27.21	NA	NA	NA
S-8	4/11/1996	570	140	37	12	47	<6.2	NA	NA	NA	NA	NA	27.21	24.32	2.89	NA
S-8	7/11/1996	980	98	32	9.1	160	<12	NA	NA	NA	NA	NA	27.21	24.10	3.11	NA
S-8	10/2/1996	280	62	13	3.3	25	15	NA	NA	NA	NA	NA	27.21	25.38	1.83	NA
S-8 (D)	10/2/1996	490	110	24	7.0	45	22	<2.0	NA	NA	NA	NA	27.21	NA	NA	NA
S-8	1/22/1997	400	90	13	4.9	25	12	NA	NA	NA	NA	NA	27.21	23.91	3.30	NA
S-8	7/21/1997	2900	380	110	26	260	85	NA	NA	NA	NA	NA	27.21	23.62	3.59	NA
S-8 (D)	7/21/1997	3200	420	120	32	300	130	NA	NA	NA	NA	NA	27.21	NA	NA	NA
S-8	1/22/1998	3800	790	140	42	330	160	NA	NA	NA	NA	NA	27.21	23.52	3.69	NA
S-8 (D)	1/22/1998	3500	780	120	33	300	160	NA	NA	NA	NA	NA	27.21	NA	NA	NA
S-8	7/8/1998	3600	1800	<25	<25	<25	<125	NA	NA	NA	NA	NA	27.21	21.52	5.69	NA
S-8 (D)	7/8/1998	4000	1800	<25	<25	31	<125	NA	NA	NA	NA	NA	27.21	NA	NA	NA
S-8	10/26/1998	NA	NA	NA	NA	NA	NA	NA	NA	NA	NA	NA	27.21	22.01	5.20	NA
S-8	1/28/1999	2000	630	6.2	24	51	43	NA	NA	NA	NA	NA	27.21	23.03	4.18	NA
S-8	4/23/1999	1050	408	<5.00	<5.00	6.65	<50.0	NA	NA	NA	NA	NA	27.21	22.15	5.06	NA
S-8	7/29/1999	955	344	<2.50	6.90	16.2	<25.0	NA	NA	NA	NA	NA	27.21	21.95	5.26	NA
S-8	11/1/1999	1800	550	6.45	15	40.4	<50.0	NA	NA	NA	NA	NA	27.21	22.55	4.66	NA
S-8	1/7/2000	1300	600	11	29	48	<13	NA	NA	NA	NA	NA	27.21	22.87	4.34	NA
S-8	4/11/2000	342	101	4.42	4.24	14.7	21.4	NA	NA	NA	NA	NA	27.21	21.86	5.35	NA
S-8	7/19/2000	579	228	6.37	6.45	25.0	<12.5	NA	NA	NA	NA	NA	27.21	21.93	5.28	NA
S-8	10/12/2000	947	340	8.64	3.26	38.3	<12.5	<2.00	NA	NA	NA	NA	27.21	22.92	4.29	NA
S-8	1/9/2001	1090	394	<10.0	<10.0	33.3	57.6	NA	NA	NA	NA	NA	27.21	23.19	4.02	NA
S-8	4/6/2001	671	182	12.5	16.4	47.1	42.5	NA	NA	NA	NA	NA	27.21	22.46	4.75	NA
S-8	7/25/2001	500	70	6.7	11	23	NA	<5.0	NA	NA	NA	NA	27.21	22.50	4.71	NA
S-8	11/1/2001	1900	250	28	39	180	NA	<5.0	NA	NA	NA	NA	27.21	22.44	4.77	NA
S-8	01/17/2002 d	830	140	11	12	89	NA	<5.0	NA	NA	NA	NA	27.21	21.82	5.39	NA

WELL CONCENTRATIONS
Former Shell Service Station
461 8th Street
Oakland, CA

Well ID	Date	TPPH (ug/L)	B (ug/L)	T (ug/L)	E (ug/L)	X (ug/L)	MTBE 8020 (ug/L)	MTBE 8260 (ug/L)	DIPE (ug/L)	ETBE (ug/L)	TAME (ug/L)	TBA (ug/L)	TOC (MSL)	Depth to Water (ft.)	GW Elevation (MSL)	SPH Thickness (ft.)
---------	------	----------------	-------------	-------------	-------------	-------------	------------------------	------------------------	----------------	----------------	----------------	---------------	--------------	----------------------------	--------------------------	---------------------------

S-8	05/08/2002 d	210	34	1.7	4.1	15	NA	<5.0	NA	NA	NA	NA	27.21	21.35	5.86	NA
S-8	7/18/2002	650	68	2.8	9.7	42	NA	<5.0	NA	NA	NA	NA	35.85	21.53	14.32	NA
S-8	10/15/2002	1000	160	4.2	7.7	74	NA	<0.50	NA	NA	NA	NA	35.85	21.97	13.88	NA
S-8	1/2/2003	440	55	1.8	2.9	31	NA	<0.50	NA	NA	NA	NA	35.85	21.95	13.90	NA
S-8	4/15/2003	NA	NA	NA	NA	NA	NA	NA	NA	NA	NA	NA	35.85	21.73	14.12	NA
S-8	7/14/2003	60	6.8	<0.50	0.98	4.9	NA	<0.50	NA	NA	NA	NA	35.85	21.40	14.45	NA
S-8	10/20/2003	NA	NA	NA	NA	NA	NA	NA	NA	NA	NA	NA	35.85	21.94	13.91	NA
S-8	1/22/2004	210	19	0.52	3.6	17	NA	<0.50	NA	NA	NA	NA	35.85	21.40	14.45	NA
S-8	4/19/2004	NA	NA	NA	NA	NA	NA	NA	NA	NA	NA	NA	35.85	20.83	15.02	NA
S-8	7/13/2004	420	77	0.82	14	31	NA	<0.50	NA	NA	NA	NA	35.85	21.05	14.80	NA
S-8	10/28/2004	NA	NA	NA	NA	NA	NA	NA	NA	NA	NA	NA	35.85	21.77	14.08	NA
S-8	1/17/2005	490	85	0.89	13	28	NA	<0.50	NA	NA	NA	NA	35.85	20.92	14.93	NA
S-8	4/14/2005	NA	NA	NA	NA	NA	NA	NA	NA	NA	NA	NA	35.85	21.57	14.28	NA
S-8	7/28/2005	64	12	<0.50	1.5	1.6	NA	<0.50	NA	NA	NA	NA	35.85	21.62	14.23	NA
S-8	10/5/2005	NA	NA	NA	NA	NA	NA	NA	NA	NA	NA	NA	35.85	21.11	14.74	NA
S-8	2/9/2006	<50.0	2.79	<0.500	<0.500	<0.500	NA	<0.500	NA	NA	NA	NA	35.85	20.18	15.67	NA
S-8	5/15/2006	NA	NA	NA	NA	NA	NA	NA	NA	NA	NA	NA	35.85	20.53	15.32	NA
S-8	8/23/2006	<50.0	<0.500	<0.500	<0.500	<0.500	NA	<0.500	NA	NA	NA	NA	35.85	21.49	14.36	NA
S-8	11/15/2006	NA	NA	NA	NA	NA	NA	NA	NA	NA	NA	NA	35.85	22.05	13.80	NA
S-8	1/30/2007	<50	<0.50	<0.50	<0.50	<1.0	NA	<0.50	NA	NA	NA	NA	35.85	22.41	13.44	NA
S-8	5/29/2007	NA	NA	NA	NA	NA	NA	NA	NA	NA	NA	NA	35.85	22.65	13.20	NA
S-8	8/15/2007	65 h,i	7.4	<1.0	<1.0	<1.0	NA	<1.0	NA	NA	NA	NA	35.85	22.88	12.97	NA
S-8	11/28/2007	NA	NA	NA	NA	NA	NA	NA	NA	NA	NA	NA	35.85	23.20	12.65	NA

S-9	12/22/1994	2600	400	150	42	310	NA	NA	NA	NA	NA	NA	26.06	24.37	1.69	NA
S-9	4/20/1995	1900	400	130	51	200	NA	NA	NA	NA	NA	NA	26.06	23.49	2.57	NA
S-9	10/4/1995	3200	590	260	68	280	NA	NA	NA	NA	NA	NA	26.06	24.01	2.05	NA
S-9	1/3/1996	Well inaccessible		NA	NA	NA	NA	NA	NA	NA	NA	NA	26.06	NA	NA	NA

WELL CONCENTRATIONS
Former Shell Service Station
461 8th Street
Oakland, CA

Well ID	Date	TPPH (ug/L)	B (ug/L)	T (ug/L)	E (ug/L)	X (ug/L)	MTBE 8020 (ug/L)	MTBE 8260 (ug/L)	DIPE (ug/L)	ETBE (ug/L)	TAME (ug/L)	TBA (ug/L)	TOC (MSL)	Depth to Water (ft.)	GW Elevation (MSL)	SPH Thickness (ft.)
S-9	4/11/1996	2100	440	1500	42	210	<25	NA	NA	NA	NA	NA	26.06	23.61	2.45	NA
S-9	7/11/1996	5200	940	450	120	520	<50	NA	NA	NA	NA	NA	26.06	23.78	2.28	NA
S-9 (D)	7/11/1996	4800	890	430	110	500	<50	NA	NA	NA	NA	NA	26.06	NA	NA	NA
S-9	10/2/1996	3000	680	220	56	270	<62	NA	NA	NA	NA	NA	26.06	24.31	1.75	NA
S-9	1/22/1997	1500	230	71	36	130	<12	NA	NA	NA	NA	NA	26.06	23.08	2.98	NA
S-9	7/21/1997	3400	590	57	19	210	96	NA	NA	NA	NA	NA	26.06	22.83	3.23	NA
S-9	1/22/1998	2600	300	46	<10	270	62	NA	NA	NA	NA	NA	26.06	21.96	4.10	NA
S-9	7/8/1998	820	150	6.2	8	57	<10	NA	NA	NA	NA	NA	26.06	20.85	5.21	NA
S-9	10/26/1998	NA	NA	NA	NA	NA	NA	NA	NA	NA	NA	NA	26.06	21.39	4.67	NA
S-9	1/28/1999	<50	1.0	<0.50	<0.50	<0.50	<2.5	NA	NA	NA	NA	NA	26.06	22.32	3.74	NA
S-9	4/23/1999	NA	NA	NA	NA	NA	NA	NA	NA	NA	NA	NA	26.06	21.41	4.65	NA
S-9	7/29/1999	117	7.77	0.817	0.683	5.05	<5.00	NA	NA	NA	NA	NA	26.06	21.25	4.81	NA
S-9	11/1/1999	NA	NA	NA	NA	NA	NA	NA	NA	NA	NA	NA	26.06	21.92	4.14	NA
S-9	1/7/2000	<50	1.2	<0.50	<0.50	<0.50	<2.5	NA	NA	NA	NA	NA	26.06	22.11	3.95	NA
S-9	4/11/2000	NA	NA	NA	NA	NA	NA	NA	NA	NA	NA	NA	26.06	21.14	4.92	NA
S-9	7/19/2000	Well inaccessible		NA	NA	NA	NA	NA	NA	NA	NA	NA	26.06	NA	NA	NA
S-9	10/12/2000	NA	NA	NA	NA	NA	NA	NA	NA	NA	NA	NA	26.06	22.24	3.82	NA
S-9	1/9/2001	<50.0	1.45	<0.500	<0.500	<0.500	<2.50	NA	NA	NA	NA	NA	26.06	22.52	3.54	NA
S-9	4/6/2001	NA	NA	NA	NA	NA	NA	NA	NA	NA	NA	NA	26.06	23.61	2.45	NA
S-9	7/25/2001	Well inaccessible		NA	NA	NA	NA	NA	NA	NA	NA	NA	26.06	NA	NA	NA
S-9	8/13/2001	Well inaccessible		NA	NA	NA	NA	NA	NA	NA	NA	NA	26.06	NA	NA	NA
S-9	11/1/2001	NA	NA	NA	NA	NA	NA	NA	NA	NA	NA	NA	26.06	21.78	4.28	NA
S-9	01/17/2002 d	<50	<0.50	<0.50	<0.50	<0.50	NA	<5.0	NA	NA	NA	NA	26.06	21.15	4.91	NA
S-9	5/8/2002	NA	NA	NA	NA	NA	NA	NA	NA	NA	NA	NA	26.06	20.56	5.50	NA
S-9	7/18/2002	<50	<0.50	<0.50	<0.50	<0.50	NA	<5.0	NA	NA	NA	NA	34.70	20.88	13.82	NA
S-9	10/15/2002	NA	NA	NA	NA	NA	NA	NA	NA	NA	NA	NA	34.70	21.41	13.29	NA
S-9	1/2/2003	<50	<0.50	<0.50	<0.50	<0.50	NA	<5.0	NA	NA	NA	NA	34.70	21.35	13.35	NA
S-9	4/15/2003	NA	NA	NA	NA	NA	NA	NA	NA	NA	NA	NA	34.70	21.14	13.56	NA

WELL CONCENTRATIONS
Former Shell Service Station
461 8th Street
Oakland, CA

Well ID	Date	TPPH (ug/L)	B (ug/L)	T (ug/L)	E (ug/L)	X (ug/L)	MTBE 8020 (ug/L)	MTBE 8260 (ug/L)	DIPE (ug/L)	ETBE (ug/L)	TAME (ug/L)	TBA (ug/L)	TOC (MSL)	Depth to Water (ft.)	GW Elevation (MSL)	SPH Thickness (ft.)
---------	------	----------------	-------------	-------------	-------------	-------------	------------------------	------------------------	----------------	----------------	----------------	---------------	--------------	----------------------------	--------------------------	---------------------------

S-9	7/14/2003	<50	<0.50	<0.50	<0.50	<1.0	NA	<0.50	NA	NA	NA	NA	34.70	20.80	13.90	NA
S-9	10/20/2003	NA	NA	NA	NA	NA	NA	NA	NA	NA	NA	NA	34.70	21.33	13.37	NA
S-9	1/22/2004	<50	<0.50	<0.50	<0.50	<1.0	NA	<0.50	NA	NA	NA	NA	34.70	20.77	13.93	NA
S-9	4/19/2004	NA	NA	NA	NA	NA	NA	NA	NA	NA	NA	NA	34.70	20.06	14.64	NA
S-9	7/13/2004	<50	<0.50	<0.50	<0.50	<1.0	NA	<0.50	NA	NA	NA	NA	34.70	20.44	14.26	NA
S-9	10/28/2004	NA	NA	NA	NA	NA	NA	NA	NA	NA	NA	NA	34.70	21.02	13.68	NA
S-9	1/17/2005	<50	<0.50	<0.50	<0.50	<1.0	NA	<0.50	NA	NA	NA	NA	34.70	20.18	14.52	NA
S-9	4/14/2005	NA	NA	NA	NA	NA	NA	NA	NA	NA	NA	NA	34.70	21.85	12.85	NA
S-9	7/28/2005	360	190	1.8	1.1	3.9	NA	<0.50	<2.0	<2.0	<2.0	<5.0	34.70	21.22	13.48	NA
S-9	10/5/2005	NA	NA	NA	NA	NA	NA	NA	NA	NA	NA	NA	34.70	20.63	14.07	NA
S-9	2/9/2006	<50.0	0.940	<0.500	<0.500	<0.500	NA	<0.500	NA	NA	NA	NA	34.70	19.23	15.47	NA
S-9	5/15/2006	NA	NA	NA	NA	NA	NA	NA	NA	NA	NA	NA	34.70	20.28	14.42	NA
S-9	8/23/2006	7000	1740	55.6	193	278	NA	<0.500	<0.500	<0.500	<0.500	<10.0	34.70	21.31	13.39	NA
S-9	11/15/2006	NA	NA	NA	NA	NA	NA	NA	NA	NA	NA	NA	34.70	21.79	12.91	NA
S-9	1/30/2007	12000	2200	250	480	980	NA	<0.50	NA	NA	NA	NA	34.70	22.08	12.62	NA
S-9	5/29/2007	NA	NA	NA	NA	NA	NA	NA	NA	NA	NA	NA	34.70	22.22	12.48	NA
S-9	8/15/2007	9800 h,i	2400	100	410	602	NA	<10	<20	<20	<20	<100	34.70	22.43	12.27	NA
S-9	11/28/2007	NA	NA	NA	NA	NA	NA	NA	NA	NA	NA	NA	34.70	22.75	11.95	NA

S-10	12/22/1994	420	27	8.0	18	45	NA	NA	NA	NA	NA	NA	28.04	25.84	2.20	NA
S-10	4/20/1995	820	49	3.7	97	52	NA	NA	NA	NA	NA	NA	28.04	24.92	3.12	NA
S-10	10/4/1995	240	6.5	1.1	16	12	NA	NA	NA	NA	NA	NA	28.04	25.47	2.57	NA
S-10	1/3/1996	1100	27	4.9	110	70	NA	NA	NA	NA	NA	NA	28.04	25.60	2.44	NA
S-10	4/11/1996	530	19	1.6	82	52	<5.0	NA	NA	NA	NA	NA	28.04	25.27	2.77	NA
S-10	7/11/1996	570	16	3.2	53	53	<2.5	NA	NA	NA	NA	NA	28.04	25.46	2.58	NA
S-10	10/2/1996	270	8.2	0.77	24	23	3.3	NA	NA	NA	NA	NA	28.04	25.81	2.23	NA
S-10	1/22/1997	160	4.8	0.73	16	11	<2.5	NA	NA	NA	NA	NA	28.04	24.74	3.30	NA
S-10	7/21/1997	530	5.7	0.70	29	69	<2.5	NA	NA	NA	NA	NA	28.04	24.50	3.54	NA

WELL CONCENTRATIONS
Former Shell Service Station
461 8th Street
Oakland, CA

Well ID	Date	TPPH (ug/L)	B (ug/L)	T (ug/L)	E (ug/L)	X (ug/L)	MTBE 8020 (ug/L)	MTBE 8260 (ug/L)	DIPE (ug/L)	ETBE (ug/L)	TAME (ug/L)	TBA (ug/L)	TOC (MSL)	Depth to Water (ft.)	GW Elevation (MSL)	SPH Thickness (ft.)
S-10	1/22/1998	1500	15	<5.0	88	130	<25	NA	NA	NA	NA	NA	28.04	24.44	3.60	NA
S-10	7/8/1998	530	4.8	1.1	47	51	<2.5	NA	NA	NA	NA	NA	28.04	22.36	5.68	NA
S-10	10/26/1998	NA	NA	NA	NA	NA	NA	NA	NA	NA	NA	NA	28.04	22.81	5.23	NA
S-10	1/28/1999	630	4.6	0.98	<0.50	59	<2.5	NA	NA	NA	NA	NA	28.04	23.82	4.22	NA
S-10	4/23/1999	NA	NA	NA	NA	NA	NA	NA	NA	NA	NA	NA	28.04	22.96	5.08	NA
S-10	7/29/1999	728	3.40	<1.00	41.8	38.0	<10.0	NA	NA	NA	NA	NA	28.04	22.63	5.41	NA
S-10	11/1/1999	NA	NA	NA	NA	NA	NA	NA	NA	NA	NA	NA	28.04	23.02	5.02	NA
S-10	1/7/2000	870	8.5	1.3	110	110	<2.5	NA	NA	NA	NA	NA	28.04	23.33	4.71	NA
S-10	4/11/2000	NA	NA	NA	NA	NA	NA	NA	NA	NA	NA	NA	28.04	22.64	5.40	NA
S-10	7/19/2000	612	3.75	<0.500	41.6	43.6	<2.50	NA	NA	NA	NA	NA	28.04	23.04	5.00	NA
S-10	10/12/2000	NA	NA	NA	NA	NA	NA	NA	NA	NA	NA	NA	28.04	23.92	4.12	NA
S-10	1/9/2001	647	7.62	1.01	66.2	42.4	<2.50	NA	NA	NA	NA	NA	28.04	24.13	3.91	NA
S-10	4/6/2001	NA	NA	NA	NA	NA	NA	NA	NA	NA	NA	NA	28.04	25.37	2.67	NA
S-10	7/25/2001	340	1.5	<0.50	42	19	NA	<5.0	NA	NA	NA	NA	28.04	25.35	2.69	NA
S-10	11/1/2001	NA	NA	NA	NA	NA	NA	NA	NA	NA	NA	NA	28.04	23.22	4.82	NA
S-10	01/17/2002 d	1100	3.5	<0.50	55	46	NA	<5.0	NA	NA	NA	NA	28.04	22.72	5.32	NA
S-10	5/8/2002	NA	NA	NA	NA	NA	NA	NA	NA	NA	NA	NA	28.04	22.35	5.69	NA
S-10	7/18/2002	750	1.8	<0.50	42	26	NA	<5.0	NA	NA	NA	NA	36.35	22.05	14.30	NA
S-10	10/15/2002	NA	NA	NA	NA	NA	NA	NA	NA	NA	NA	NA	36.35	22.51	13.84	NA
S-10	1/2/2003	440	1.8	<0.50	14	24	NA	<5.0	NA	NA	NA	NA	36.35	22.50	13.85	NA
S-10	4/15/2003	NA	NA	NA	NA	NA	NA	NA	NA	NA	NA	NA	36.35	22.32	14.03	NA
S-10	7/14/2003	210	0.86	<0.50	13	12	NA	<0.50	NA	NA	NA	NA	36.35	21.99	14.36	NA
S-10	10/20/2003	NA	NA	NA	NA	NA	NA	NA	NA	NA	NA	NA	36.35	22.53	13.82	NA
S-10	1/22/2004	280	0.88	<0.50	10	11	NA	<0.50	NA	NA	NA	NA	36.35	22.02	14.33	NA
S-10	4/19/2004	NA	NA	NA	NA	NA	NA	NA	NA	NA	NA	NA	36.35	21.43	14.92	NA
S-10	7/13/2004	770	1.5	<0.50	70	42	NA	<0.50	NA	NA	NA	NA	36.35	21.68	14.67	NA
S-10	10/28/2004	NA	NA	NA	NA	NA	NA	NA	NA	NA	NA	NA	36.35	22.37	13.98	NA
S-10	1/17/2005	1100	1.5	<0.50	73	51	NA	<0.50	NA	NA	NA	NA	36.35	21.45	14.90	NA

WELL CONCENTRATIONS
Former Shell Service Station
461 8th Street
Oakland, CA

Well ID	Date	TPPH (ug/L)	B (ug/L)	T (ug/L)	E (ug/L)	X (ug/L)	MTBE 8020 (ug/L)	MTBE 8260 (ug/L)	DIPE (ug/L)	ETBE (ug/L)	TAME (ug/L)	TBA (ug/L)	TOC (MSL)	Depth to Water (ft.)	GW Elevation (MSL)	SPH Thickness (ft.)
S-10	4/14/2005	NA	NA	NA	NA	NA	NA	NA	NA	NA	NA	NA	36.35	22.18	14.17	NA
S-10	7/28/2005	260	<0.50	<0.50	19	9.7	NA	<0.50	<2.0	<2.0	<2.0	<5.0	36.35	22.25	14.10	NA
S-10	10/5/2005	NA	NA	NA	NA	NA	NA	NA	NA	NA	NA	NA	36.35	21.70	14.65	NA
S-10	2/9/2006	630	<0.500	<0.500	13.8	13.8	NA	<0.500	NA	NA	NA	NA	36.35	20.37	15.98	NA
S-10	5/15/2006	NA	NA	NA	NA	NA	NA	NA	NA	NA	NA	NA	36.35	21.31	15.04	NA
S-10	8/23/2006	<50.0	<0.500	<0.500	14.5	3.40	NA	<0.500	<0.500	<0.500	<0.500	<10.0	36.35	22.12	14.23	NA
S-10	11/15/2006	NA	NA	NA	NA	NA	NA	NA	NA	NA	NA	NA	36.35	22.68	13.67	NA
S-10	1/30/2007	120	<0.50	<0.50	7.0	3.3	NA	<0.50	NA	NA	NA	NA	36.35	23.09	13.26	NA
S-10	5/29/2007	NA	NA	NA	NA	NA	NA	NA	NA	NA	NA	NA	36.35	23.20	13.15	NA
S-10	8/15/2007	64 h,i	0.15 j	<1.0	1.4	0.72 j	NA	<1.0	<2.0	<2.0	<2.0	<10	36.35	23.48	12.87	NA
S-10	11/28/2007	NA	NA	NA	NA	NA	NA	NA	NA	NA	NA	NA	36.35	23.82	12.53	NA

WELL CONCENTRATIONS
Former Shell Service Station
461 8th Street
Oakland, CA

Well ID	Date	TPPH (ug/L)	B (ug/L)	T (ug/L)	E (ug/L)	X (ug/L)	MTBE 8020 (ug/L)	MTBE 8260 (ug/L)	DIPE (ug/L)	ETBE (ug/L)	TAME (ug/L)	TBA (ug/L)	TOC (MSL)	Depth to Water (ft.)	GW Elevation (MSL)	SPH Thickness (ft.)
---------	------	----------------	-------------	-------------	-------------	-------------	------------------------	------------------------	----------------	----------------	----------------	---------------	--------------	----------------------------	--------------------------	---------------------------

Abbreviations:

TPPH = Total petroleum hydrocarbons as gasoline by EPA Method 8260B; prior to July 25, 2001, analyzed by EPA Method 8015.

BTEX = Benzene, toluene, ethylbenzene, xylenes by EPA Method 8260B; prior to July 25, 2001, analyzed by EPA Method 8020.

MTBE = Methyl tertiary butyl ether

ETBE = Ethyl tertiary butyl ether, analyzed by EPA Method 8260B.

DIPE = Di-isopropyl ether, analyzed by EPA Method 8260B.

TAME = Tertiary amyl methyl ether, analyzed by EPA Method 8260B.

TBA = Tertiary butyl alcohol, analyzed by EPA Method 8260B.

TOC = Top of Casing Elevation

TOB = Top of Wellbox Elevation

SPH = Separate-Phase Hydrocarbons

GW = Groundwater

ug/L = Parts per billion

MSL = Mean sea level

ft. = Feet

<n = Below detection limit

(D) = Duplicate sample

NA = Not applicable

WELL CONCENTRATIONS
Former Shell Service Station
461 8th Street
Oakland, CA

Well ID	Date	TPPH (ug/L)	B (ug/L)	T (ug/L)	E (ug/L)	X (ug/L)	MTBE 8020 (ug/L)	MTBE 8260 (ug/L)	DIPE (ug/L)	ETBE (ug/L)	TAME (ug/L)	TBA (ug/L)	TOC (MSL)	Depth to Water (ft.)	GW Elevation (MSL)	SPH Thickness (ft.)
---------	------	----------------	-------------	-------------	-------------	-------------	------------------------	------------------------	----------------	----------------	----------------	---------------	--------------	----------------------------	--------------------------	---------------------------

Notes:

a = Ethylbenzene and xylenes combined.

b = This sample analyzed outside of EPA recommended holding time.

c = Depth to water measured from Top of Casing; elevation unknown.

d = Grab sampled.

e = Casing broken; Top of Casing elevation unknown.

f = SPH detected at <0.01 feet.

g = S-6 was purged prior to sampling.

h = Analyzed by EPA Method 8015B (M).

i = The sample chromatographic pattern for TPH does not match the chromatographic pattern of the specified standard. Quantitation of the unknown hydrocarbon(s) in the sample was based upon the specified standard.

j = Analyte was detected at a concentration below the reporting limit and above the laboratory method detection limit. Reported value is estimated.

* = Prior to December 22, 1994, well elevations taken from Top of Casing.

Beginning July 18, 2002, well elevations taken from Top of Casing.

Site surveyed March 5, 2002 by Virgil Chavez Land Surveying of Vallejo, CA.