



**CONESTOGA-ROVERS  
& ASSOCIATES**

5900 Hollis Street, Suite A  
Emeryville, California 94608  
Telephone: (510) 420-0700 Fax: (510) 420-9170  
www.CRAworld.com

## TRANSMITTAL

DATE: September 15, 2009 REFERENCE NO.: 241501  
PROJECT NAME: 461 8th Street, Oakland  
TO: Jerry Wickham  
Alameda County Environmental Health  
1131 Harbor Bay Parkway, Suite 250  
Alameda, California 94502

**RECEIVED**  
  
1:40 pm, Sep 17, 2009  
  
Alameda County  
Environmental Health

Please find enclosed:  Draft  Final  
 Originals  Other  
 Prints

Sent via:  Mail  Same Day Courier  
 Overnight Courier  Other GeoTracker and Alameda County FTP

QUANTITY	DESCRIPTION
1	Groundwater Monitoring Report - Third Quarter 2009

As Requested  For Review and Comment  
 For Your Use  \_\_\_\_\_  
 \_\_\_\_\_

**COMMENTS:**  
If you have any questions regarding the contents of the document, please call Peter Schaefer at (510) 420-3319.

Copy to: Denis Brown, Shell Oil Products US, 20945 S. Wilmington Avenue, Carson, CA 90810  
Leroy Griffin, Fire Prevention Bureau, 250 Frank Ogawa Plaza, 3rd Floor, Suite 3341,  
Oakland, CA 94612  
A.F. Evans Company, c/o Anye Spivey, 1000 Broadway, Suite 300, Oakland, CA 94507  
Wells Fargo Bank, NA, Trustee of Havens, c/o John Ward, P.O. Box 63939, San Francisco,  
CA 94163  
Leah Goldberg, Meyers Nave, 555 12th Street, Suite 1500, Oakland, CA 94607  
Grover Buhr, Treadwell & Rollo (*electronic copy only*)

Completed by: Peter Schaefer Signed:

Filing: **Correspondence File**



Mr. Jerry Wickham  
Alameda County Environmental Health  
1131 Harbor Bay Parkway, Suite 250—  
Alameda, California 94205-6577

**Denis L. Brown**  
**Shell Oil Products US**  
HSE – Environmental Services  
20945 S. Wilmington Ave.  
Carson, CA 90810-1039  
Tel (707) 865 0251  
Fax (707) 865 2542  
Email [denis.l.brown@shell.com](mailto:denis.l.brown@shell.com)

Subject: Former Shell Service Station  
461 8<sup>th</sup> Street  
Oakland, California  
SAP Code 129453  
Incident No. 97093399  
ACEH Case No. RO0000343

Dear Mr. Wickham:

The attached document is provided for your review and comment. Upon information and belief, I declare, under penalty of perjury, that the information contained in the attached document is true and correct.

As always, please feel free to contact me directly at (707) 865-0251 with any questions or concerns.

Sincerely,

A handwritten signature in cursive script, appearing to read "Denis L. Brown", is written over a horizontal line.

Denis L. Brown  
Project Manager



## **GROUNDWATER MONITORING REPORT - THIRD QUARTER 2009**

**FORMER SHELL SERVICE STATION  
461 8<sup>TH</sup> STREET  
OAKLAND, CALIFORNIA**

**SAP CODE                    129453  
INCIDENT NO.            97093399  
AGENCY NO.              RO0000343**

**SEPTEMBER 15, 2009  
REF. NO. 241501 (12)**

This report is printed on recycled paper.

**Prepared by:  
Conestoga-Rovers  
& Associates**

5900 Hollis Street, Suite A  
Emeryville, California  
U.S.A. 94608

Office: (510) 420-0700  
Fax: (510) 420-9170

web: <http://www.CRAworld.com>

## TABLE OF CONTENTS

	<u>Page</u>
1.0 INTRODUCTION.....	1
1.1 SITE INFORMATION .....	1
2.0 SITE ACTIVITIES, FINDINGS, AND DISCUSSION.....	2
2.1 CURRENT QUARTER'S ACTIVITIES.....	2
2.2 CURRENT QUARTER'S FINDINGS .....	2
2.3 PROPOSED ACTIVITIES FOR NEXT QUARTER .....	3
2.4 DISCUSSION.....	3

LIST OF FIGURES  
(Following Text)

- FIGURE 1 VICINITY MAP
- FIGURE 2 GROUNDWATER CONTOUR AND CHEMICAL CONCENTRATION MAP

LIST OF APPENDICES

- APPENDIX A BLAINE TECH SERVICES, INC. - GROUNDWATER MONITORING  
REPORT

**1.0 INTRODUCTION**

Conestoga-Rovers & Associates (CRA) prepared this report on behalf of Equilon Enterprises LLC dba Shell Oil Products US (Shell) in accordance with the quarterly reporting requirements of 23 CCR 2652d.

**1.1 SITE INFORMATION**

Site Address	461 8th Street, Oakland
Site Use	Parking lot
Shell Project Manager	Denis Brown
CRA Project Manager	Peter Schaefer
Lead Agency and Contact	ACEH, Jerry Wickham
Agency Case No.	RO0000343
Shell SAP Code:	129453
Shell Incident No.	97093399

Date of most recent agency correspondence was August 14, 2009.

## 2.0 SITE ACTIVITIES, FINDINGS, AND DISCUSSION

### 2.1 CURRENT QUARTER'S ACTIVITIES

On July 23, 2009, Blaine Tech Services, Inc. (Blaine) gauged and sampled site wells according to the modified groundwater monitoring program for this site. The groundwater samples were analyzed for the following parameters:

- Total petroleum hydrocarbons as gasoline (TPHg), benzene, ethylbenzene, toluene, and xylenes (BTEX) (EPA Method 8260B);
- Sulfate (EPA Method 300.0);
- Total and dissolved metals: manganese, arsenic, nickel, total chromium, and iron (EPA Method 6010B);
- Chromium VI (EPA Method 7199);
- Dissolved oxygen (DO) (field instrument);
- Oxygen reduction potential (ORP) (field instrument); and
- Total suspended solids (SM 2540 D);

CRA prepared a vicinity map (Figure 1) and a groundwater contour and chemical concentration map (Figure 2). The Blaine report, presenting the analytical data, is included in Appendix A.

On August 25, 2009 CRA initiated a second insitu chemical oxidation (ISCO) injection event using the groundwater monitoring wells in accordance with CRA's August 10, 2009 *Work Plan for Groundwater Treatment by Insitu Chemical Oxidation*, which was approved in Alameda County Environmental Health's (ACEH's) August 14, 2009 letter.

### 2.2 CURRENT QUARTER'S FINDINGS

Groundwater Flow Direction	South to southwesterly
Hydraulic Gradient	0.01
Depth to Water	16.62 to 24.50 feet below top of well casing

### 2.3 PROPOSED ACTIVITIES FOR NEXT QUARTER

Blaine will gauge and sample wells according to the modified groundwater monitoring program presented in CRA's August 10, 2009 work plan and approved by ACEH's August 14, 2009 letter. The groundwater samples will be analyzed for the following parameters:

- TPHg and BTEX (EPA Method 8260B);
- Sulfate (EPA Method 300.0);
- DO (field instrument);
- ORP (field instrument); and
- Total suspended solids (SM 2540 D).


The details of the ISCO injection event and results of the post-ISCO injection groundwater sampling event will be presented to ACEH by December 15, 2009.

### 2.4 DISCUSSION


The laboratory report for the July 23, 2009 sampling event included a case narrative which discusses analytical discrepancies between dissolved chromium and total chromium (220 micrograms per liter [ $\mu\text{g}/\text{L}$ ] and 137  $\mu\text{g}/\text{L}$ , respectively), and dissolved nickel and total nickel (720  $\mu\text{g}/\text{L}$  and 626  $\mu\text{g}/\text{L}$ , respectively) for sample S-20. Notably, the total chromium and nickel concentrations are less than the dissolved chromium and nickel concentrations. The laboratory reanalyzed the total and dissolved chromium and nickel samples with similar results, suggesting a possible sampling error. A review of historical chromium and nickel concentrations in S-20 indicates that, while it is possible a sampling error occurred, the detections are within historical norms. Since the dissolved and total metals samples are collected in different sample bottles, these results could be due to variations in groundwater concentrations.




All of Which is Respectfully Submitted,  
CONESTOGA-ROVERS & ASSOCIATES



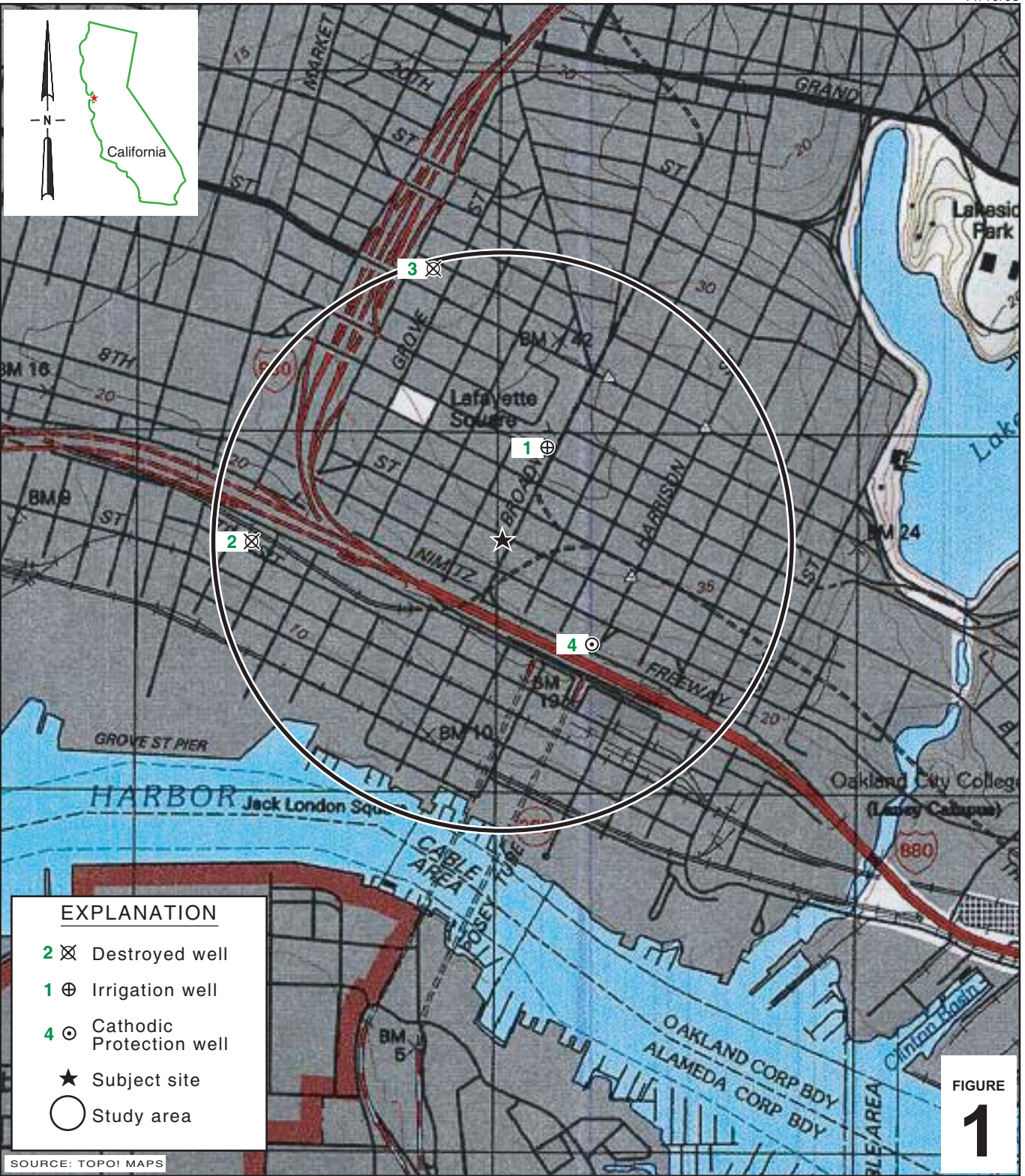
Peter Schaefer, CEG, CHG



Aubrey K. Cool, PG



FIGURES



I:\Shell\6-chars\2415--\241501-Oakland 461 8th\241501-FIGURES\241501 VICINITY.AI

SOURCE: TOPOI MAPS



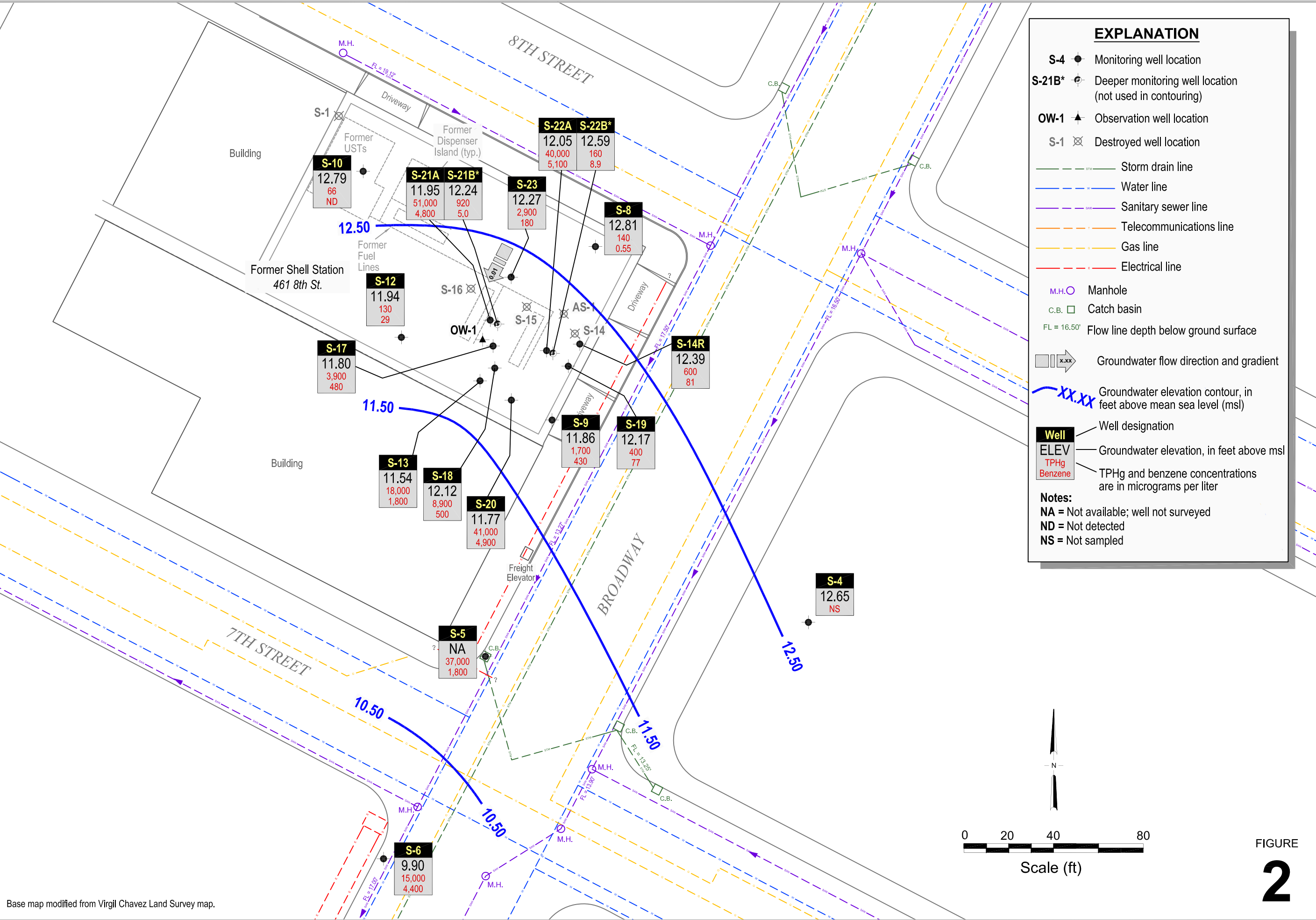
**Former Shell Service Station**  
 461 8th Street  
 Oakland, California



**CONESTOGA-ROVERS  
 & ASSOCIATES**

**Vicinity Map**

I:\Shell\6-chars\2415-1241501-Oakland 461 8th St\241501-REPORTS\241501-RPT12-3009\241501 3CM09-GW.DWG



Base map modified from Virgil Chavez Land Survey map.

APPENDIX A

BLAINE TECH SERVICES, INC. -  
GROUNDWATER MONITORING REPORT

---

# BLAINE

TECH SERVICES<sup>INC.</sup>

---

GROUNDWATER SAMPLING SPECIALISTS  
SINCE 1985

August 12, 2009

Denis Brown  
Shell Oil Products US  
20945 South Wilmington Avenue  
Carson, CA 90810

Third Quarter 2009 Groundwater Monitoring at  
Former Shell-branded Service Station  
461 8th Street  
Oakland, CA

Monitoring performed on July 23, 2009

---

## Groundwater Monitoring Report **090723-IW-1**

This report covers the routine monitoring of groundwater wells at this former Shell-branded facility. In accordance with standard procedures that conform to Regional Water Quality Control Board requirements, routine field data collection includes depth to water, total well depth, thickness of any separate immiscible layer, water column volume, calculated purge volume (if applicable), elapsed evacuation time (if applicable), total volume of water removed (if applicable), and standard water parameter instrument readings. Sample material is collected, contained, stored, and transported to the laboratory in conformance with EPA standards. Purgewater (if applicable) is, likewise, collected and transported to the Martinez Refining Company.


Basic field information is presented alongside analytical values excerpted from the laboratory report in the cumulative table of **WELL CONCENTRATIONS**. The full analytical report for the most recent samples and the field data sheets are attached to this report.

At a minimum, Blaine Tech Services, Inc. field personnel are certified on completion of a forty-hour Hazardous Materials and Emergency Response training course per 29 CFR 1910.120. Field personnel are also enrolled in annual eight-hour refresher courses.

Blaine Tech Services, Inc. conducts sampling and documentation assignments of this type as an independent third party. Our activities at this site consisted of objective data and sample collection only. No interpretation of analytical results, defining of hydrological conditions or formulation of recommendations was performed.

Please call if you have any questions.

Yours truly,



Mike Ninokata  
Project Manager

MN/np

attachments: Cumulative Table of WELL CONCENTRATIONS  
Certified Analytical Report  
Field Data Sheets

cc: Anni Kreml  
Conestoga-Rovers & Associates  
5900 Hollis Street, Suite A  
Emeryville, CA 94608

**WELL CONCENTRATIONS - TABLE 1**

Former Shell Service Station

461 8th Street

Oakland, CA

Well ID	Date	TPPH (ug/L)	B (ug/L)	T (ug/L)	E (ug/L)	X (ug/L)	MTBE 8020 (ug/L)	MTBE 8260 (ug/L)	DIPE (ug/L)	ETBE (ug/L)	TAME (ug/L)	TBA (ug/L)	EDC (ug/L)	EDB (ug/L)	TOC (MSL)	Depth to Water (ft.)	GW Elevation (MSL)	SPH Thickness (ft.)	D.O. (mg/L)	O.R.P. (mV)
S-4	10/26/1988	130	3.8	13	4.0	30	NA	NA	NA	NA	NA	NA	NA	NA	93.51 (TOC)	NA	NA	NA	NA	NA
S-4	2/14/1989	<50	0.5	<1	<1	3.0	NA	NA	NA	NA	NA	NA	NA	NA	93.51 (TOC)	12.82	80.69	NA	NA	NA
S-4	5/1/1989	Well dry	NA	NA	NA	NA	NA	NA	NA	NA	NA	NA	NA	NA	93.51 (TOC)	16.48	77.03	NA	NA	NA
S-4	7/27/1989	Well dry	NA	NA	NA	NA	NA	NA	NA	NA	NA	NA	NA	NA	93.51 (TOC)	15.84	77.67	NA	NA	NA
S-4	10/5/1989	Well dry	NA	NA	NA	NA	NA	NA	NA	NA	NA	NA	NA	NA	93.51 (TOC)	15.98	77.53	NA	NA	NA
S-4	1/9/1990	Well dry	NA	NA	NA	NA	NA	NA	NA	NA	NA	NA	NA	NA	93.51 (TOC)	15.86	77.65	NA	NA	NA
S-4	4/30/1990	<50	<0.5	<0.5	<0.5	<1	NA	NA	NA	NA	NA	NA	NA	NA	93.51 (TOC)	14.48	79.03	NA	NA	NA
S-4	7/31/1990	Well dry	NA	NA	NA	NA	NA	NA	NA	NA	NA	NA	NA	NA	93.51 (TOC)	NA	NA	NA	NA	NA
S-4	10/30/1990	Well dry	NA	NA	NA	NA	NA	NA	NA	NA	NA	NA	NA	NA	93.51 (TOC)	NA	NA	NA	NA	NA
S-4	5/6/1991	Well dry	NA	NA	NA	NA	NA	NA	NA	NA	NA	NA	NA	NA	93.51 (TOC)	15.23	78.28	NA	NA	NA
S-4	6/27/1991	<50	<0.5	<0.5	<0.5	<0.5	NA	NA	NA	NA	NA	NA	NA	NA	93.51 (TOC)	13.54	79.97	NA	NA	NA
S-4	9/24/1991	Well dry	NA	NA	NA	NA	NA	NA	NA	NA	NA	NA	NA	NA	93.51 (TOC)	15.85	77.66	NA	NA	NA
S-4	11/7/1991	Well dry	NA	NA	NA	NA	NA	NA	NA	NA	NA	NA	NA	NA	93.51 (TOC)	15.60	77.91	NA	NA	NA
S-4	2/13/1992	<50	<0.5	<0.5	<0.5	3.0	NA	NA	NA	NA	NA	NA	NA	NA	93.51 (TOC)	14.27	79.24	NA	NA	NA
S-4	5/11/1992	Well dry	NA	NA	NA	NA	NA	NA	NA	NA	NA	NA	NA	NA	93.51 (TOC)	NA	NA	NA	NA	NA
S-4	12/3/1992	Well inaccessible	NA	NA	NA	NA	NA	NA	NA	NA	NA	NA	NA	NA	93.51 (TOC)	NA	NA	NA	NA	NA
S-4	5/13/1993	Well inaccessible	NA	NA	NA	NA	NA	NA	NA	NA	NA	NA	NA	NA	93.51 (TOC)	14.81	78.70	NA	NA	NA
S-4	7/22/1993	Well inaccessible	NA	NA	NA	NA	NA	NA	NA	NA	NA	NA	NA	NA	93.51 (TOC)	14.42	79.09	NA	NA	NA
S-4	10/20/1993	Well inaccessible	NA	NA	NA	NA	NA	NA	NA	NA	NA	NA	NA	NA	93.51 (TOC)	NA	NA	NA	NA	NA
S-4	1/25/1994	Well inaccessible	NA	NA	NA	NA	NA	NA	NA	NA	NA	NA	NA	NA	93.51 (TOC)	14.60	78.91	NA	NA	NA
S-4	4/25/1994	Well inaccessible	NA	NA	NA	NA	NA	NA	NA	NA	NA	NA	NA	NA	93.51 (TOC)	14.39	79.12	NA	NA	NA
S-4	7/21/1994	<50	<0.5	<0.5	<0.5	<0.5	NA	NA	NA	NA	NA	NA	NA	NA	93.51 (TOC)	22.29	71.22	NA	NA	NA
S-4	10/24/1994	<500	<0.3	<0.3	<0.3	<0.6	NA	NA	NA	NA	NA	NA	NA	NA	93.51 (TOC)	22.72	70.79	NA	NA	NA
S-4	12/22/1994	<50	<0.5	<0.5	<0.5	<0.5	NA	NA	NA	NA	NA	NA	NA	NA	25.77*	22.25	3.52	NA	NA	NA
S-4	4/20/1995	<50	<0.5	<0.5	<0.5	<0.5	NA	NA	NA	NA	NA	NA	NA	NA	25.77	21.16	4.61	NA	NA	NA
S-4	10/4/1995	<50	1.2	0.7	<0.5	<0.5	NA	NA	NA	NA	NA	NA	NA	NA	25.77	22.25	3.52	NA	NA	NA
S-4	1/3/1996	<50	0.6	<0.5	<0.5	1.7	NA	NA	NA	NA	NA	NA	NA	NA	25.77	23.28	2.49	NA	NA	NA
S-4	4/11/1996	<50	<0.5	<0.5	<0.5	<0.5	<2.5	NA	NA	NA	NA	NA	NA	NA	25.77	21.58	4.19	NA	NA	NA
S-4	7/11/1996	<50	<0.50	<0.50	<0.50	<0.50	<2.5	NA	NA	NA	NA	NA	NA	NA	25.77	21.60	4.17	NA	NA	NA
S-4	10/2/1996	<50	<0.50	<0.50	<0.50	<0.50	2.6	NA	NA	NA	NA	NA	NA	NA	25.77	22.46	3.31	NA	NA	NA
S-4	1/22/1997	<50	0.73	<0.50	<0.50	0.63	<2.5	NA	NA	NA	NA	NA	NA	NA	25.77	20.06	5.71	NA	NA	NA
S-4	7/21/1997	<50	<0.50	<0.50	<0.50	<0.50	<2.5	NA	NA	NA	NA	NA	NA	NA	25.77	22.10	3.67	NA	NA	NA
S-4	1/22/1998	<50	<0.50	<0.50	<0.50	<0.50	<2.5	NA	NA	NA	NA	NA	NA	NA	25.77	20.50	5.27	NA	NA	NA
S-4	7/8/1998	<50	<0.50	<0.50	<0.50	<0.50	<2.5	NA	NA	NA	NA	NA	NA	NA	25.77	20.86	4.91	NA	NA	NA
S-4	10/26/1998	NA	NA	NA	NA	NA	NA	NA	NA	NA	NA	NA	NA	NA	25.77	21.41	4.36	NA	NA	NA
S-4	1/28/1999	<50	<0.50	<0.50	<0.50	<0.50	<2.5	NA	NA	NA	NA	NA	NA	NA	25.77	22.34	3.43	NA	NA	NA



**WELL CONCENTRATIONS - TABLE 1**

Former Shell Service Station

461 8th Street

Oakland, CA

Well ID	Date	TPPH (ug/L)	B (ug/L)	T (ug/L)	E (ug/L)	X (ug/L)	MTBE 8020 (ug/L)	MTBE 8260 (ug/L)	DIPE (ug/L)	ETBE (ug/L)	TAME (ug/L)	TBA (ug/L)	EDC (ug/L)	EDB (ug/L)	TOC (MSL)	Depth to Water (ft.)	GW Elevation (MSL)	SPH Thickness (ft.)	D.O. (mg/L)	O.R.P. (mV)
S-4	4/23/1999	NA	NA	NA	NA	NA	NA	NA	NA	NA	NA	NA	NA	NA	25.77	21.43	4.34	NA	NA	NA
S-4	7/29/1999	<50.0	<0.500	<0.500	<0.500	<0.500	<5.00	NA	NA	NA	NA	NA	NA	NA	25.77	21.45	4.32	NA	NA	NA
S-4	11/11/1999	NA	NA	NA	NA	NA	NA	NA	NA	NA	NA	NA	NA	NA	25.77	22.08	3.69	NA	NA	NA
S-4	1/7/2000	<50	<0.50	<0.50	<0.50	<0.50	<2.5	NA	NA	NA	NA	NA	NA	NA	25.77	22.29	3.48	NA	NA	NA
S-4	4/11/2000	NA	NA	NA	NA	NA	NA	NA	NA	NA	NA	NA	NA	NA	25.77	21.11	4.66	NA	NA	NA
S-4	7/19/2000	<50.0	<0.500	<0.500	<0.500	<0.500	<2.50	NA	NA	NA	NA	NA	NA	NA	25.77	21.19	4.58	NA	NA	NA
S-4	10/12/2000	NA	NA	NA	NA	NA	NA	NA	NA	NA	NA	NA	NA	NA	25.77	22.22	3.55	NA	NA	NA
S-4	1/9/2001	<50.0	<0.500	<0.500	<0.500	<0.500	<2.50	NA	NA	NA	NA	NA	NA	NA	25.77	22.17	3.60	NA	NA	NA
S-4	4/6/2001	NA	NA	NA	NA	NA	NA	NA	NA	NA	NA	NA	NA	NA	25.77	21.50	4.27	NA	NA	NA
S-4	7/25/2001	<50	2.0	0.52	<0.50	1.0	NA	<5.0	NA	NA	NA	NA	NA	NA	25.77	21.50	4.27	NA	NA	NA
S-4	11/1/2001	NA	NA	NA	NA	NA	NA	NA	NA	NA	NA	NA	NA	NA	25.77	21.95	3.82	NA	NA	NA
S-4	01/17/2002 d	<50	<0.50	<0.50	<0.50	<0.50	NA	<5.0	NA	NA	NA	NA	NA	NA	25.77	21.13	4.64	NA	NA	NA
S-4	5/8/2002	NA	NA	NA	NA	NA	NA	NA	NA	NA	NA	NA	NA	NA	25.77	21.35	4.42	NA	NA	NA
S-4	7/18/2002	<50	<0.50	<0.50	<0.50	<0.50	NA	<5.0	NA	NA	NA	NA	NA	NA	34.41	21.19	13.22	NA	NA	NA
S-4	10/15/2002	NA	NA	NA	NA	NA	NA	NA	NA	NA	NA	NA	NA	NA	34.41	21.42	12.99	NA	NA	NA
S-4	1/2/2003	<50	<0.50	<0.50	<0.50	<0.50	NA	<5.0	NA	NA	NA	NA	NA	NA	34.41	20.75	13.66	NA	NA	NA
S-4	4/15/2003	NA	NA	NA	NA	NA	NA	NA	NA	NA	NA	NA	NA	NA	34.41	21.08	13.33	NA	NA	NA
S-4	7/14/2003	NA	NA	NA	NA	NA	NA	NA	NA	NA	NA	NA	NA	NA	34.41	19.93	14.48	NA	NA	NA
S-4	10/20/2003	NA	NA	NA	NA	NA	NA	NA	NA	NA	NA	NA	NA	NA	34.41	19.56	14.85	NA	NA	NA
S-4	1/22/2004	<50	<0.50	<0.50	<0.50	<1.0	NA	<0.50	NA	NA	NA	NA	NA	NA	34.41	19.12	15.29	NA	NA	NA
S-4	4/19/2004	NA	NA	NA	NA	NA	NA	NA	NA	NA	NA	NA	NA	NA	34.41	19.15	15.26	NA	NA	NA
S-4	7/13/2004	NA	NA	NA	NA	NA	NA	NA	NA	NA	NA	NA	NA	NA	34.41	20.48	13.93	NA	NA	NA
S-4	10/28/2004	NA	NA	NA	NA	NA	NA	NA	NA	NA	NA	NA	NA	NA	34.41	21.00	13.41	NA	NA	NA
S-4	1/17/2005	<50	<0.50	<0.50	<0.50	<1.0	NA	<0.50	NA	NA	NA	NA	NA	NA	34.41	20.17	14.24	NA	NA	NA
S-4	4/14/2005	NA	NA	NA	NA	NA	NA	NA	NA	NA	NA	NA	NA	NA	34.41	19.82	14.59	NA	NA	NA
S-4	7/28/2005	NA	NA	NA	NA	NA	NA	NA	NA	NA	NA	NA	NA	NA	34.41	20.71	13.70	NA	NA	NA
S-4	10/5/2005	NA	NA	NA	NA	NA	NA	NA	NA	NA	NA	NA	NA	NA	34.41	20.85	13.56	NA	NA	NA
S-4	2/9/2006	<50.0	<0.500	<0.500	<0.500	<0.500	NA	<0.500	NA	NA	NA	NA	NA	NA	34.41	19.47	14.94	NA	NA	NA
S-4	5/15/2006	NA	NA	NA	NA	NA	NA	NA	NA	NA	NA	NA	NA	NA	34.41	19.52	14.89	NA	NA	NA
S-4	8/23/2006	NA	NA	NA	NA	NA	NA	NA	NA	NA	NA	NA	NA	NA	34.41	20.75	13.66	NA	NA	NA
S-4	11/15/2006	NA	NA	NA	NA	NA	NA	NA	NA	NA	NA	NA	NA	NA	34.41	20.03	14.38	NA	NA	NA
S-4	1/30/2007	<50	<0.50	<0.50	<0.50	<1.0	NA	<0.50	NA	NA	NA	NA	NA	NA	34.41	21.30	13.11	NA	NA	NA
S-4	5/23/2007	NA	NA	NA	NA	NA	NA	NA	NA	NA	NA	NA	NA	NA	34.41	21.15	13.26	NA	NA	NA
S-4	8/15/2007	NA	NA	NA	NA	NA	NA	NA	NA	NA	NA	NA	NA	NA	34.41	21.38	13.03	NA	NA	NA
S-4	11/28/2007	NA	NA	NA	NA	NA	NA	NA	NA	NA	NA	NA	NA	NA	34.41	21.55	12.86	NA	NA	NA
S-4	2/8/2008	64 h	<0.50	<1.0	<1.0	<1.0	NA	<1.0	NA	NA	NA	NA	<0.50	<1.0	34.41	22.75	11.66	NA	NA	NA

**WELL CONCENTRATIONS - TABLE 1**

Former Shell Service Station

461 8th Street

Oakland, CA

Well ID	Date	TPPH (ug/L)	B (ug/L)	T (ug/L)	E (ug/L)	X (ug/L)	MTBE 8020 (ug/L)	MTBE 8260 (ug/L)	DIPE (ug/L)	ETBE (ug/L)	TAME (ug/L)	TBA (ug/L)	EDC (ug/L)	EDB (ug/L)	TOC (MSL)	Depth to Water (ft.)	GW Elevation (MSL)	SPH Thickness (ft.)	D.O. (mg/L)	O.R.P. (mV)
S-4	5/8/2008	NA	NA	NA	NA	NA	NA	NA	NA	NA	NA	NA	NA	NA	34.41	22.18	12.23	NA	NA	NA
S-4	8/14/2008	NA	NA	NA	NA	NA	NA	NA	NA	NA	NA	NA	NA	NA	34.41	21.77	12.64	NA	NA	NA
S-4	11/11/2008	NA	NA	NA	NA	NA	NA	NA	NA	NA	NA	NA	NA	NA	34.41	20.68	13.73	NA	NA	NA
S-4	1/5/2009	250	1.8	<1.0	<1.0	<1.0	NA	<1.0	NA	NA	NA	NA	<0.50	<1.0	34.41	20.92	13.49	NA	NA	NA
S-4	4/9/2009	NA	NA	NA	NA	NA	NA	NA	NA	NA	NA	NA	NA	NA	34.41	21.10	13.31	NA	NA	NA
S-4	7/23/2009	NA	NA	NA	NA	NA	NA	NA	NA	NA	NA	NA	NA	NA	34.41	21.76	12.65	NA	NA	NA

S-5	4/16/1987	130000	15000	16000	NA	14000 a	NA	NA	NA	NA	NA	NA	NA	NA	99.36 (TOC)	NA	NA	NA	NA	NA
S-5	10/26/1988	110000	20000	25000	2300	10000	NA	NA	NA	NA	NA	NA	NA	NA	99.36 (TOC)	NA	NA	NA	NA	NA
S-5	2/14/1989	94000	16000	21000	1800	10000	NA	NA	NA	NA	NA	NA	NA	NA	99.36 (TOC)	19.87	79.49	NA	NA	NA
S-5	5/1/1989	120000	29000	35000	3100	15000	NA	NA	NA	NA	NA	NA	NA	NA	99.36 (TOC)	21.23	78.13	NA	NA	NA
S-5	7/27/1989	110000	20000	29000	2400	14000	NA	NA	NA	NA	NA	NA	NA	NA	99.36 (TOC)	20.41	78.95	NA	NA	NA
S-5	10/5/1989	NA	NA	NA	NA	NA	NA	NA	NA	NA	NA	NA	NA	NA	99.36 (TOC)	20.43	78.94	0.01	NA	NA
S-5	1/9/1990	NA	NA	NA	NA	NA	NA	NA	NA	NA	NA	NA	NA	NA	99.36 (TOC)	21.16	78.21	0.01	NA	NA
S-5	4/30/1990	100000	13000	22000	2100	11000	NA	NA	NA	NA	NA	NA	NA	NA	99.36 (TOC)	20.96	78.40	NA	NA	NA
S-5	7/31/1990	53000	8300	14000	1200	7400	NA	NA	NA	NA	NA	NA	NA	NA	99.36 (TOC)	20.88	78.48	NA	NA	NA
S-5	10/30/1990	NA	NA	NA	NA	NA	NA	NA	NA	NA	NA	NA	NA	NA	99.36 (TOC)	21.96	77.42	0.03	NA	NA
S-5	5/6/1991	NA	NA	NA	NA	NA	NA	NA	NA	NA	NA	NA	NA	NA	99.36 (TOC)	23.00	76.46	0.13	NA	NA
S-5	6/27/1991	NA	NA	NA	NA	NA	NA	NA	NA	NA	NA	NA	NA	NA	99.36 (TOC)	20.53	78.85	0.03	NA	NA
S-5	9/24/1991	NA	NA	NA	NA	NA	NA	NA	NA	NA	NA	NA	NA	NA	99.36 (TOC)	21.40	78.01	0.06	NA	NA
S-5	11/7/1991	NA	NA	NA	NA	NA	NA	NA	NA	NA	NA	NA	NA	NA	99.36 (TOC)	21.33	78.23	0.25	NA	NA
S-5	2/13/1992	NA	NA	NA	NA	NA	NA	NA	NA	NA	NA	NA	NA	NA	99.36 (TOC)	22.52	77.09	0.31	NA	NA
S-5	5/11/1992	NA	NA	NA	NA	NA	NA	NA	NA	NA	NA	NA	NA	NA	99.36 (TOC)	22.46	77.36	0.58	NA	NA
S-5	12/3/1992	Well inaccessible		NA	NA	NA	NA	NA	NA	NA	NA	NA	NA	NA	99.36 (TOC)	NA	NA	NA	NA	NA
S-5	5/13/1993	NA	NA	NA	NA	NA	NA	NA	NA	NA	NA	NA	NA	NA	99.36 (TOC)	22.22	77.36	0.27	NA	NA
S-5	7/22/1993	NA	NA	NA	NA	NA	NA	NA	NA	NA	NA	NA	NA	NA	99.36 (TOC)	21.68	77.88	0.25	NA	NA
S-5	10/20/1993	NA	NA	NA	NA	NA	NA	NA	NA	NA	NA	NA	NA	NA	99.36 (TOC)	20.51	79.03	0.23	NA	NA
S-5	1/25/1994	NA	NA	NA	NA	NA	NA	NA	NA	NA	NA	NA	NA	NA	99.36 (TOC)	21.93	77.57	0.18	NA	NA
S-5	4/25/1994	NA	NA	NA	NA	NA	NA	NA	NA	NA	NA	NA	NA	NA	99.36 (TOC)	21.97	77.67	0.35	NA	NA
S-5	5/26/1994	NA	NA	NA	NA	NA	NA	NA	NA	NA	NA	NA	NA	NA	99.36 (TOC)	20.84	78.80	0.35	NA	NA
S-5	6/10/1994	NA	NA	NA	NA	NA	NA	NA	NA	NA	NA	NA	NA	NA	99.36 (TOC)	21.01	78.61	0.32	NA	NA
S-5	7/21/1994	NA	NA	NA	NA	NA	NA	NA	NA	NA	NA	NA	NA	NA	99.36 (TOC)	22.18	77.56	0.47	NA	NA
S-5	8/25/1994	NA	NA	NA	NA	NA	NA	NA	NA	NA	NA	NA	NA	NA	99.36 (TOC)	22.01	77.70	0.44	NA	NA
S-5	9/22/1994	NA	NA	NA	NA	NA	NA	NA	NA	NA	NA	NA	NA	NA	99.36 (TOC)	22.00	77.48	0.15	NA	NA
S-5	10/24/1994	NA	NA	NA	NA	NA	NA	NA	NA	NA	NA	NA	NA	NA	99.36 (TOC)	22.28	77.53	0.56	NA	NA
S-5	12/22/1994	NA	NA	NA	NA	NA	NA	NA	NA	NA	NA	NA	NA	NA	22.94*	22.88	0.85	0.99	NA	NA

**WELL CONCENTRATIONS - TABLE 1**

Former Shell Service Station

461 8th Street

Oakland, CA

Well ID	Date	TPPH (ug/L)	B (ug/L)	T (ug/L)	E (ug/L)	X (ug/L)	MTBE 8020 (ug/L)	MTBE 8260 (ug/L)	DIPE (ug/L)	ETBE (ug/L)	TAME (ug/L)	TBA (ug/L)	EDC (ug/L)	EDB (ug/L)	TOC (MSL)	Depth to Water (ft.)	GW Elevation (MSL)	SPH Thickness (ft.)	D.O. (mg/L)	O.R.P. (m/V)
S-5	4/20/1995	NA	NA	NA	NA	NA	NA	NA	NA	NA	NA	NA	NA	NA	22.94	21.66	1.54	0.33	NA	NA
S-5	10/4/1995	NA	NA	NA	NA	NA	NA	NA	NA	NA	NA	NA	NA	NA	22.94	22.18	0.76	NA	NA	NA
S-5	1/3/1996	NA	NA	NA	NA	NA	NA	NA	NA	NA	NA	NA	NA	NA	22.94	22.80	0.80	0.83	NA	NA
S-5	4/11/1996	NA	NA	NA	NA	NA	NA	NA	NA	NA	NA	NA	NA	NA	22.94	21.15	2.33	0.67	NA	NA
S-5	7/11/1996	NA	NA	NA	NA	NA	NA	NA	NA	NA	NA	NA	NA	NA	22.94	22.62	1.04	0.90	NA	NA
S-5	10/2/1996	NA	NA	NA	NA	NA	NA	NA	NA	NA	NA	NA	NA	NA	22.94	20.83	2.24	0.16	NA	NA
S-5	1/22/1997	NA	NA	NA	NA	NA	NA	NA	NA	NA	NA	NA	NA	NA	22.94	21.16	1.82	0.05	NA	NA
S-5	7/21/1997	NA	NA	NA	NA	NA	NA	NA	NA	NA	NA	NA	NA	NA	22.94	20.04	2.93	0.04	NA	NA
S-5	1/22/1998	NA	NA	NA	NA	NA	NA	NA	NA	NA	NA	NA	NA	NA	22.94	18.61	4.33	NA	NA	NA
S-5	7/8/1998	220	14	40	5.8	34	3.3	NA	NA	NA	NA	NA	NA	NA	22.94	17.31	5.63	NA	NA	NA
S-5	10/26/1998	NA	NA	NA	NA	NA	NA	NA	NA	NA	NA	NA	NA	NA	22.94	20.11	2.83	NA	NA	NA
S-5	1/28/1999	51000	13000	1200	1200	2400	2400	NA	NA	NA	NA	NA	NA	NA	22.94	19.21	3.73	NA	NA	NA
S-5	4/23/1999	65600	2540	7300	1790	9840	<1000	NA	NA	NA	NA	NA	NA	NA	22.94	14.77	8.17	NA	NA	NA
S-5	7/29/1999	61400	3320	6980	1520	7700	<1000	NA	NA	NA	NA	NA	NA	NA	22.94	15.56	7.38	NA	NA	NA
S-5	11/1/1999	48200	2700	5740	1290	7850	<500	<40.0	NA	NA	NA	NA	NA	NA	22.94	15.82	7.12	NA	NA	NA
S-5	1/7/2000	39000	3900	8500	790	8300	1500	NA	NA	NA	NA	NA	NA	NA	22.94	18.19	4.75	NA	NA	NA
S-5	4/11/2000	29300	1680	5060	1130	6220	<250	NA	NA	NA	NA	NA	NA	NA	22.94	19.01	3.93	NA	NA	NA
S-5	7/19/2000	6420	2110	207	252	681	355	253 b	NA	NA	NA	NA	NA	NA	22.94	19.62	3.32	NA	NA	NA
S-5	10/12/2000	41500	2940	4940	1520	7770	<250	<66.7	NA	NA	NA	NA	NA	NA	22.94	19.94	3.00	NA	NA	NA
S-5	1/9/2001	142000	7030	9550	2340	12600	779	NA	NA	NA	NA	NA	NA	NA	22.94	NA	NA	NA	NA	NA
S-5	4/6/2001	Well inaccessible		NA	NA	NA	NA	NA	NA	NA	NA	NA	NA	NA	22.94	NA	NA	NA	NA	NA
S-5	4/13/2001	59800	4810	10800	1950	10100	842	<10.0	NA	NA	NA	NA	NA	NA	22.94	14.72	8.22	NA	NA	NA
S-5	7/25/2001	71000	2900	6800	1700	9100	NA	<250	NA	NA	NA	NA	NA	NA	22.94	14.91	8.03	NA	NA	NA
S-5	8/13/2001	NA	NA	NA	NA	NA	NA	NA	NA	NA	NA	NA	NA	NA	22.94	19.43	3.51	NA	NA	NA
S-5	11/1/2001	Unable to locate		NA	NA	NA	NA	NA	NA	NA	NA	NA	NA	NA	22.94	NA	NA	NA	NA	NA
S-5	01/17/2002 d	58000	460	3300	1900	8400	NA	<200	NA	NA	NA	NA	NA	NA	c	14.27	NA	NA	NA	NA
S-5	05/08/2002 d	60000	650	2700	1800	8800	NA	<100	NA	NA	NA	NA	NA	NA	22.94	18.40	4.54	NA	NA	NA
S-5	7/18/2002	53000	240	1200	1500	6400	NA	<100	NA	NA	NA	NA	NA	NA	27.36	14.25	13.11	NA	NA	NA
S-5	10/15/2002	Well inaccessible		NA	NA	NA	NA	NA	NA	NA	NA	NA	NA	NA	27.36	NA	NA	NA	NA	NA
S-5	10/17/2002	42000	420	1100	1200	5500	NA	<10	NA	NA	NA	NA	NA	NA	27.36	14.90	12.46	NA	NA	NA
S-5	1/2/2003	26000	680	1500	780	3800	NA	<5.0	NA	NA	NA	NA	NA	NA	27.36	14.72	12.64	NA	NA	NA
S-5	4/15/2003	3600	29	38	65	370	NA	<5.0	NA	NA	NA	NA	NA	NA	e	14.45	NA	NA	NA	NA
S-5	7/14/2003	21000	210	460	650	2900	NA	<10	NA	NA	NA	NA	NA	NA	e	14.10	NA	NA	NA	NA
S-5	10/20/2003	37000	390	590	870	3500	NA	<13	NA	NA	NA	NA	NA	NA	e	14.63	NA	NA	NA	NA
S-5	1/22/2004	29000	200	210	710	2400	NA	<13	NA	NA	NA	NA	NA	NA	e	14.08	NA	NA	NA	NA
S-5	4/19/2004	25000	490	460	750	2400	NA	19	NA	NA	NA	NA	NA	NA	e	13.43	NA	NA	NA	NA

**WELL CONCENTRATIONS - TABLE 1**

**Former Shell Service Station**

**461 8th Street**

**Oakland, CA**

Well ID	Date	TPPH (ug/L)	B (ug/L)	T (ug/L)	E (ug/L)	X (ug/L)	MTBE 8020 (ug/L)	MTBE 8260 (ug/L)	DIPE (ug/L)	ETBE (ug/L)	TAME (ug/L)	TBA (ug/L)	EDC (ug/L)	EDB (ug/L)	TOC (MSL)	Depth to Water (ft.)	GW Elevation (MSL)	SPH Thickness (ft.)	D.O. (mg/L)	O.R.P. (mV)
S-5	7/13/2004	28000	300	280	690	2400	NA	<13	NA	NA	NA	NA	NA	NA	e	14.88	NA	NA	NA	NA
S-5	8/14/2008	31000	1700	1600	1400	3350	NA	<10	NA	NA	NA	NA	<5.0	<10	e	16.65	NA	NA	NA	NA
S-5	11/11/2008 k	37000	2500	1300	2000	3490	NA	<50	NA	NA	NA	NA	<25	<50	e	16.81	NA	NA	NA	NA
S-5	11/11/2008 l	40000	2300	1400	1900	3630	NA	<50	NA	NA	NA	NA	<25	<50	e	16.81	NA	NA	NA	NA
S-5	1/5/2009	57000	2300	1400	1500	2900	NA	<10	NA	NA	NA	NA	<5.0	<10	e	16.71	NA	NA	NA	NA
S-5	4/9/2009	52000	2100	3500	1900	5400	NA	<20	NA	NA	NA	NA	<10	<20	e	16.31	NA	NA	0.3	163
S-5	7/23/2009	37000	1800	1900	1400	3800	NA	NA	NA	NA	NA	NA	NA	NA	e	16.62	NA	NA	1.48	-84

S-6	4/16/1987	81000	16000	9000	NA	6400 a	NA	NA	NA	NA	NA	NA	NA	NA	100.58 (TOC)	NA	NA	NA	NA	NA
S-6	10/26/1988	110000	29000	18000	2500	8200	NA	NA	NA	NA	NA	NA	NA	NA	100.58 (TOC)	NA	NA	NA	NA	NA
S-6	2/14/1989	54000	18000	4500	1400	4000	NA	NA	NA	NA	NA	NA	NA	NA	100.58 (TOC)	20.87	79.71	NA	NA	NA
S-6	5/1/1989	93000	43000	9900	3000	8000	NA	NA	NA	NA	NA	NA	NA	NA	100.58 (TOC)	20.49	80.09	NA	NA	NA
S-6	7/27/1989	52000	20000	3200	1700	5500	NA	NA	NA	NA	NA	NA	NA	NA	100.58 (TOC)	21.01	79.57	NA	NA	NA
S-6	10/5/1989	55000	20000	2900	1600	5500	NA	NA	NA	NA	NA	NA	NA	NA	100.58 (TOC)	21.24	79.34	NA	NA	NA
S-6	1/9/1990	76000	35000	9100	2300	8600	NA	NA	NA	NA	NA	NA	NA	NA	100.58 (TOC)	22.62	77.96	SHEEN	NA	NA
S-6	4/30/1990	39000	13000	2300	900	2800	NA	NA	NA	NA	NA	NA	NA	NA	100.58 (TOC)	22.10	78.48	NA	NA	NA
S-6	7/31/1990	48000	20000	4600	1500	4900	NA	NA	NA	NA	NA	NA	NA	NA	100.58 (TOC)	22.00	78.58	NA	NA	NA
S-6	10/30/1990	27000	7400	900	600	1400	NA	NA	NA	NA	NA	NA	NA	NA	100.58 (TOC)	22.14	78.44	NA	NA	NA
S-6	5/6/1991	35000	3900	2700	2300	3500	NA	NA	NA	NA	NA	NA	NA	NA	100.58 (TOC)	22.40	78.18	NA	NA	NA
S-6	6/27/1991	51000	19000	5600	1700	6300	NA	NA	NA	NA	NA	NA	NA	NA	100.58 (TOC)	21.21	79.37	NA	NA	NA
S-6	9/24/1991	42000	14000	4300	1200	4000	NA	NA	NA	NA	NA	NA	NA	NA	100.58 (TOC)	22.26	78.32	NA	NA	NA
S-6	11/7/1991	39000	11000	2000	800	2300	NA	NA	NA	NA	NA	NA	NA	NA	100.58 (TOC)	22.35	78.23	NA	NA	NA
S-6	2/13/1992	64000	21000	6200	1600	5100	NA	NA	NA	NA	NA	NA	NA	NA	100.58 (TOC)	22.28	78.30	NA	NA	NA
S-6	5/11/1992	57000	22000	7600	2200	7700	NA	NA	NA	NA	NA	NA	NA	NA	100.58 (TOC)	22.10	78.48	NA	NA	NA
S-6	12/3/1992	110000	26000	9400	2100	8700	NA	NA	NA	NA	NA	NA	NA	NA	100.58 (TOC)	22.14	78.44	NA	NA	NA
S-6	5/13/1993	58000	21000	6800	2500	9800	NA	NA	NA	NA	NA	NA	NA	NA	100.58 (TOC)	22.16	78.42	NA	NA	NA
S-6	7/22/1993	70000	31000	14000	3000	13000	NA	NA	NA	NA	NA	NA	NA	NA	100.58 (TOC)	21.64	78.94	NA	NA	NA
S-6	10/20/1993	48000	28000	9800	3200	12000	NA	NA	NA	NA	NA	NA	NA	NA	100.58 (TOC)	21.62	78.96	NA	NA	NA
S-6	1/25/1994	70000	23000	7500	2500	8000	NA	NA	NA	NA	NA	NA	NA	NA	100.58 (TOC)	21.80	78.78	NA	NA	NA
S-6	4/25/1994	61000	16000	4000	1800	5100	NA	NA	NA	NA	NA	NA	NA	NA	100.58 (TOC)	21.68	78.90	NA	NA	NA
S-6	7/21/1994	44000	8200	3600	1400	3900	NA	NA	NA	NA	NA	NA	NA	NA	100.58 (TOC)	21.78	78.80	NA	NA	NA
S-6 (D)	7/21/1994	32000	7800	3400	1300	3700	NA	NA	NA	NA	NA	NA	NA	NA	22.08	NA	NA	NA	NA	NA
S-6	10/24/1994	2936	1184	440.6	163	648.4	NA	NA	NA	NA	NA	NA	NA	NA	100.58 (TOC)	22.06	78.52	NA	NA	NA
S-6 (D)	10/24/1994	2968	770.8	325.3	144	622	NA	NA	NA	NA	NA	NA	NA	NA	22.08	NA	NA	NA	NA	NA
S-6	12/22/1994	32000	7000	2900	790	2400	NA	NA	NA	NA	NA	NA	NA	NA	22.08*	21.91	0.17	NA	NA	NA
S-6 (D)	12/22/1994	32000	8000	3800	1100	3400	NA	NA	NA	NA	NA	NA	NA	NA	22.08	NA	NA	NA	NA	NA

**WELL CONCENTRATIONS - TABLE 1**

Former Shell Service Station

461 8th Street

Oakland, CA

Well ID	Date	TPPH (ug/L)	B (ug/L)	T (ug/L)	E (ug/L)	X (ug/L)	MTBE 8020 (ug/L)	MTBE 8260 (ug/L)	DIPE (ug/L)	ETBE (ug/L)	TAME (ug/L)	TBA (ug/L)	EDC (ug/L)	EDB (ug/L)	TOC (MSL)	Depth to Water (ft.)	GW Elevation (MSL)	SPH Thickness (ft.)	D.O. (mg/L)	O.R.P. (mV)
S-6	4/20/1995	56000	15000	3800	1900	4900	NA	NA	NA	NA	NA	NA	NA	NA	22.08	21.38	0.70	NA	NA	NA
S-6 (D)	4/20/1995	49000	13000	3500	1800	4700	NA	NA	NA	NA	NA	NA	NA	NA	22.08	NA	NA	NA	NA	NA
S-6	10/4/1995	49000	8400	4700	1800	4800	NA	NA	NA	NA	NA	NA	NA	NA	22.08	21.80	0.28	NA	NA	NA
S-6 (D)	10/4/1995	41000	8400	4100	1400	4400	NA	NA	NA	NA	NA	NA	NA	NA	22.08	NA	NA	NA	NA	NA
S-6	1/3/1996	52000	9100	7100	1800	5800	NA	NA	NA	NA	NA	NA	NA	NA	22.08	21.70	0.38	NA	NA	NA
S-6	4/11/1996	59000	11000	7100	2100	6400	<500	NA	NA	NA	NA	NA	NA	NA	22.08	21.62	0.46	NA	NA	NA
S-6 (D)	4/11/1996	59000	11000	6800	1900	6400	<500	NA	NA	NA	NA	NA	NA	NA	22.08	NA	NA	NA	NA	NA
S-6	7/11/1996	72000	18000	6600	2500	8400	<1000	NA	NA	NA	NA	NA	NA	NA	22.08	21.65	2.78	NA	NA	NA
S-6	10/2/1996	57000	11000	6500	1500	5100	<500	NA	NA	NA	NA	NA	NA	NA	22.08	21.80	2.63	NA	NA	NA
S-6	1/22/1997	67000	15000	5000	1800	5400	<1000	NA	NA	NA	NA	NA	NA	NA	22.08	19.95	2.13	NA	NA	NA
S-6 (D)	1/22/1997	63000	15000	4800	1800	5200	<1000	NA	NA	NA	NA	NA	NA	NA	22.08	NA	NA	NA	NA	NA
S-6	7/21/1997	61000	15000	2100	1100	3500	1900	NA	NA	NA	NA	NA	NA	NA	22.08	20.61	1.47	NA	NA	NA
S-6	1/22/1998	46000	14000	3200	1300	3400	<500	NA	NA	NA	NA	NA	NA	NA	22.08	19.82	2.26	NA	NA	NA
S-6	7/8/1998	74000	26000	7500	2200	6200	<1000	NA	NA	NA	NA	NA	NA	NA	22.08	18.20	3.88	NA	NA	NA
S-6	10/26/1998	NA	NA	NA	NA	NA	NA	NA	NA	NA	NA	NA	NA	NA	22.08	18.81	3.27	NA	NA	NA
S-6	1/28/1999	120000	9000	14000	2700	14000	3700	NA	NA	NA	NA	NA	NA	NA	22.08	19.73	2.35	NA	NA	NA
S-6	4/23/1999	58500	15900	1360	1640	3030	<2500	NA	NA	NA	NA	NA	NA	NA	22.08	17.58	4.50	NA	NA	NA
S-6	7/29/1999	36200	10300	760	930	1360	<1000	NA	NA	NA	NA	NA	NA	NA	22.08	21.35	0.73	NA	NA	NA
S-6	11/1/1999	36000	11700	767	865	1670	<1250	<40.0	NA	NA	NA	NA	NA	NA	22.08	19.23	2.85	NA	NA	NA
S-6	1/7/2000	36000	7600	4600	840	3600	<1000	NA	NA	NA	NA	NA	NA	NA	22.08	19.53	2.55	NA	NA	NA
S-6	4/11/2000	14600	7540	205	306	609	621	NA	NA	NA	NA	NA	NA	NA	22.08	18.16	3.92	NA	NA	NA
S-6	7/19/2000	2590	629	63.9	99.6	267	124	72.7 b	NA	NA	NA	NA	NA	NA	22.08	18.40	3.68	NA	NA	NA
S-6	10/12/2000	32900	14200	966	1060	1790	<500	<100	NA	NA	NA	NA	NA	NA	22.08	19.52	2.56	NA	NA	NA
S-6	1/9/2001	27600	11200	675	666	1580	1430	<10.0 b	NA	NA	NA	NA	NA	NA	22.08	19.69	2.39	NA	NA	NA
S-6	2/5/2001	NA	NA	NA	NA	NA	NA	NA	NA	NA	NA	NA	NA	NA	22.08	19.20	2.88	NA	NA	NA
S-6	4/6/2001	16900	7800	343	172	966	809	<20.0	NA	NA	NA	NA	NA	NA	22.08	18.25	3.83	NA	NA	NA
S-6	7/25/2001	29000	9800	1700	1000	1800	NA	<250	NA	NA	NA	NA	NA	NA	22.08	18.27	3.81	NA	NA	NA
S-6	11/1/2001	41000	15000	2400	1100	2500	NA	<500	NA	NA	NA	NA	NA	NA	22.08	19.30	2.78	NA	NA	NA
S-6	01/17/2002 d	38000	11000	1700	990	2200	NA	<500	NA	NA	NA	NA	NA	NA	22.08	18.51	3.57	NA	NA	NA
S-6	5/8/2002	72000	21000	4400	2200	5300	NA	<1000	NA	NA	NA	NA	NA	NA	22.08	18.30	3.78	NA	NA	NA
S-6	7/18/2002	71000	17000	4300	1700	4800	NA	<1000	NA	NA	NA	NA	NA	NA	30.56	18.19	12.37	NA	NA	NA
S-6	10/15/2002	55000	16000	4600	1500	4600	NA	<100	NA	NA	NA	NA	NA	NA	30.56	18.77	11.79	NA	NA	NA
S-6	1/2/2003	75000	21000	5000	2400	6400	NA	<50	NA	NA	NA	NA	NA	NA	30.56	18.60	11.96	NA	NA	NA
S-6	4/15/2003	64000	29000	6400	2700	5600	NA	<1000	NA	NA	NA	NA	NA	NA	30.56	18.27	12.29	NA	NA	NA
S-6	7/14/2003	47000	19000	4300	1500	4300	NA	<100	NA	NA	NA	NA	NA	NA	30.56	18.05	12.51	NA	NA	NA
S-6	10/20/2003	63000	21000	5800	1900	5200	NA	<130	NA	NA	NA	NA	NA	NA	30.56	18.55	12.01	f	NA	NA

**WELL CONCENTRATIONS - TABLE 1**

Former Shell Service Station

461 8th Street

Oakland, CA

Well ID	Date	TPPH (ug/L)	B (ug/L)	T (ug/L)	E (ug/L)	X (ug/L)	MTBE 8020 (ug/L)	MTBE 8260 (ug/L)	DIPE (ug/L)	ETBE (ug/L)	TAME (ug/L)	TBA (ug/L)	EDC (ug/L)	EDB (ug/L)	TOC (MSL)	Depth to Water (ft.)	GW Elevation (MSL)	SPH Thickness (ft.)	D.O. (mg/L)	O.R.P. (mV)
S-6	1/22/2004	41000	21000	4300	1800	4000	NA	<130	NA	NA	NA	NA	NA	NA	30.56	18.18	12.38	f	NA	NA
S-6	4/19/2004	58000	23000	4200	2200	3900	NA	<130	NA	NA	NA	NA	NA	NA	30.56	17.32	13.24	NA	NA	NA
S-6	5/3/2004	NA	NA	NA	NA	NA	NA	NA	NA	NA	NA	NA	NA	NA	30.56	17.30	13.26	NA	NA	NA
S-6	6/17/2004	NA	NA	NA	NA	NA	NA	NA	NA	NA	NA	NA	NA	NA	30.56	17.70	12.86	NA	NA	NA
S-6	7/13/2004	NA	NA	NA	NA	NA	NA	NA	NA	NA	NA	NA	NA	NA	30.56	17.85	12.71	NA	NA	NA
S-6	10/28/2004 g	45000	21000	3600	1700	3300	NA	<130	NA	NA	NA	NA	NA	NA	30.56	18.45	12.11	NA	NA	NA
S-6	1/17/2005	61000	21000	3500	1600	3200	NA	<130	NA	NA	NA	NA	NA	NA	30.56	17.52	13.04	NA	NA	NA
S-6	4/14/2005	36000	12000	6200	850	4800	NA	<50	NA	NA	NA	NA	NA	NA	30.56	22.49	8.07	NA	NA	NA
S-6	7/28/2005	54000	16000	9100	1800	5900	NA	<130	NA	NA	NA	NA	NA	NA	30.56	19.38	11.18	NA	NA	NA
S-6	10/5/2005	59000	14000	7500	1400	5000	NA	<50	NA	NA	NA	NA	NA	NA	30.56	18.32	12.24	NA	NA	NA
S-6	2/9/2006	41100	7060	3900	673	2380	NA	<0.500	NA	NA	NA	NA	NA	NA	30.56	17.11	13.45	NA	NA	NA
S-6	5/15/2006	188000	24800	20700	2540	12400	NA	<25.0	NA	NA	NA	NA	NA	NA	30.56	19.80	10.76	NA	NA	NA
S-6	8/23/2006	133000	24900	16100	2280	10500	NA	<0.500	NA	NA	NA	NA	NA	NA	30.56	20.45	10.11	NA	NA	NA
S-6	11/15/2006	66000	19000	8400	1900	7400	NA	<400	NA	NA	NA	NA	NA	NA	30.56	20.41	10.15	NA	NA	NA
S-6	1/30/2007	88000	18000	9600	1900	7200	NA	<100	NA	NA	NA	NA	NA	NA	30.56	20.47	10.09	NA	NA	NA
S-6	5/29/2007	56000 h	17000	6700	1700	5400	NA	<20	NA	NA	NA	NA	NA	NA	30.56	20.40	10.16	NA	NA	NA
S-6	8/15/2007	57000 h,i	15000	6800	1600	6100	NA	<100	NA	NA	NA	NA	NA	NA	30.56	20.49	10.07	NA	NA	NA
S-6	11/28/2007	42000 h	13000	5000	1300	5000	NA	<100	NA	NA	NA	NA	NA	NA	30.56	20.65	9.91	NA	NA	NA
S-6	2/8/2008	35000 h	12000	5000	1200	4050	NA	<100	NA	NA	NA	NA	<50	<100	30.56	20.31	10.25	NA	NA	NA
S-6	5/8/2008	45000 h	15000	6100	1400	5000	NA	<100	NA	NA	NA	NA	<50	<100	30.56	20.63	9.93	NA	NA	NA
S-6	8/14/2008	37000	11000	5200	1200	4600	NA	<100	NA	NA	NA	NA	<50	<100	30.56	20.65	9.91	NA	NA	NA
S-6	11/11/2008 k	37000	15000	6200	1200	3390	NA	<10	NA	NA	NA	NA	<5.0	<10	30.56	20.79	9.77	NA	NA	NA
S-6	11/11/2008 l	14000	5200	680	400	1060	NA	<50	NA	NA	NA	NA	<25	<50	30.56	20.79	9.77	NA	NA	NA
S-6	1/5/2009	53000	9400	3600	890	3100	NA	<100	NA	NA	NA	NA	<50	<100	30.56	21.66	8.90	NA	NA	NA
S-6	4/9/2009	Unable to sample		NA	NA	NA	NA	NA	NA	NA	NA	NA	NA	NA	30.56	NA	NA	NA	NA	NA
S-6	4/21/2009	13000	3700	1100	270	750	NA	<100	NA	NA	NA	NA	<50	<100	30.56	20.20	10.36	NA	NA	NA
S-6	7/23/2009	15000	4400	1100	360	1000	NA	NA	NA	NA	NA	NA	NA	NA	30.56	20.66	9.90	NA	1.13	-73

S-8	12/22/1994	600	120	32	5.2	34	NA	NA	NA	NA	NA	NA	NA	NA	27.21	24.87	2.34	NA	NA	NA
S-8	4/20/1995	460	180	23	5.2	21	NA	NA	NA	NA	NA	NA	NA	NA	27.21	23.90	3.31	NA	NA	NA
S-8	10/4/1995	830	210	38	11	42	NA	NA	NA	NA	NA	NA	NA	NA	27.21	24.48	2.73	NA	NA	NA
S-8	1/3/1996	350	61	12	2.5	12	NA	NA	NA	NA	NA	NA	NA	NA	27.21	24.62	2.59	NA	NA	NA
S-8 (D)	1/3/1996	340	54	12	2.4	12	NA	NA	NA	NA	NA	NA	NA	NA	27.21	NA	NA	NA	NA	NA
S-8	4/11/1996	570	140	37	12	47	<6.2	NA	NA	NA	NA	NA	NA	NA	27.21	24.32	2.89	NA	NA	NA
S-8	7/11/1996	980	98	32	9.1	160	<12	NA	NA	NA	NA	NA	NA	NA	27.21	24.10	3.11	NA	NA	NA
S-8	10/2/1996	280	62	13	3.3	25	15	NA	NA	NA	NA	NA	NA	NA	27.21	25.38	1.83	NA	NA	NA

**WELL CONCENTRATIONS - TABLE 1**

Former Shell Service Station

461 8th Street

Oakland, CA

Well ID	Date	TPPH (ug/L)	B (ug/L)	T (ug/L)	E (ug/L)	X (ug/L)	MTBE 8020 (ug/L)	MTBE 8260 (ug/L)	DIPE (ug/L)	ETBE (ug/L)	TAME (ug/L)	TBA (ug/L)	EDC (ug/L)	EDB (ug/L)	TOC (MSL)	Depth to Water (ft.)	GW Elevation (MSL)	SPH Thickness (ft.)	D.O. (mg/L)	O.R.P. (m/V)
S-8 (D)	10/2/1996	490	110	24	7.0	45	22	<2.0	NA	NA	NA	NA	NA	NA	27.21	NA	NA	NA	NA	NA
S-8	1/22/1997	400	90	13	4.9	25	12	NA	NA	NA	NA	NA	NA	NA	27.21	23.91	3.30	NA	NA	NA
S-8	7/21/1997	2900	380	110	26	260	85	NA	NA	NA	NA	NA	NA	NA	27.21	23.62	3.59	NA	NA	NA
S-8 (D)	7/21/1997	3200	420	120	32	300	130	NA	NA	NA	NA	NA	NA	NA	27.21	NA	NA	NA	NA	NA
S-8	1/22/1998	3800	790	140	42	330	160	NA	NA	NA	NA	NA	NA	NA	27.21	23.52	3.69	NA	NA	NA
S-8 (D)	1/22/1998	3500	780	120	33	300	160	NA	NA	NA	NA	NA	NA	NA	27.21	NA	NA	NA	NA	NA
S-8	7/8/1998	3600	1800	<25	<25	<25	<125	NA	NA	NA	NA	NA	NA	NA	27.21	21.52	5.69	NA	NA	NA
S-8 (D)	7/8/1998	4000	1800	<25	<25	31	<125	NA	NA	NA	NA	NA	NA	NA	27.21	NA	NA	NA	NA	NA
S-8	10/26/1998	NA	NA	NA	NA	NA	NA	NA	NA	NA	NA	NA	NA	NA	27.21	22.01	5.20	NA	NA	NA
S-8	1/28/1999	2000	630	6.2	24	51	43	NA	NA	NA	NA	NA	NA	NA	27.21	23.03	4.18	NA	NA	NA
S-8	4/23/1999	1050	408	<5.00	<5.00	6.65	<50.0	NA	NA	NA	NA	NA	NA	NA	27.21	22.15	5.06	NA	NA	NA
S-8	7/29/1999	955	344	<2.50	6.90	16.2	<25.0	NA	NA	NA	NA	NA	NA	NA	27.21	21.95	5.26	NA	NA	NA
S-8	11/1/1999	1800	550	6.45	15	40.4	<50.0	NA	NA	NA	NA	NA	NA	NA	27.21	22.55	4.66	NA	NA	NA
S-8	1/7/2000	1300	600	11	29	48	<13	NA	NA	NA	NA	NA	NA	NA	27.21	22.87	4.34	NA	NA	NA
S-8	4/11/2000	342	101	4.42	4.24	14.7	21.4	NA	NA	NA	NA	NA	NA	NA	27.21	21.86	5.35	NA	NA	NA
S-8	7/19/2000	579	228	6.37	6.45	25.0	<12.5	NA	NA	NA	NA	NA	NA	NA	27.21	21.93	5.28	NA	NA	NA
S-8	10/12/2000	947	340	8.64	3.26	38.3	<12.5	<2.00	NA	NA	NA	NA	NA	NA	27.21	23.19	4.02	NA	NA	NA
S-8	1/9/2001	1090	394	<10.0	<10.0	33.3	57.6	NA	NA	NA	NA	NA	NA	NA	27.21	22.46	4.75	NA	NA	NA
S-8	4/6/2001	671	182	12.5	16.4	47.1	42.5	NA	NA	NA	NA	NA	NA	NA	27.21	22.50	4.71	NA	NA	NA
S-8	7/25/2001	500	70	6.7	11	23	NA	<5.0	NA	NA	NA	NA	NA	NA	27.21	22.44	4.77	NA	NA	NA
S-8	11/1/2001	1900	250	28	39	180	NA	<5.0	NA	NA	NA	NA	NA	NA	27.21	22.44	4.77	NA	NA	NA
S-8	01/17/2002 d	830	140	11	12	89	NA	<5.0	NA	NA	NA	NA	NA	NA	27.21	21.82	5.39	NA	NA	NA
S-8	05/08/2002 d	210	34	1.7	4.1	15	NA	<5.0	NA	NA	NA	NA	NA	NA	27.21	21.35	5.86	NA	NA	NA
S-8	7/18/2002	650	68	2.8	9.7	42	NA	<5.0	NA	NA	NA	NA	NA	NA	35.85	21.53	14.32	NA	NA	NA
S-8	10/15/2002	1000	160	4.2	7.7	74	NA	<0.50	NA	NA	NA	NA	NA	NA	35.85	21.97	13.88	NA	NA	NA
S-8	1/2/2003	440	55	1.8	2.9	31	NA	<0.50	NA	NA	NA	NA	NA	NA	35.85	21.95	13.90	NA	NA	NA
S-8	4/15/2003	NA	NA	NA	NA	NA	NA	NA	NA	NA	NA	NA	NA	NA	35.85	21.73	14.12	NA	NA	NA
S-8	7/14/2003	60	6.8	<0.50	0.98	4.9	NA	<0.50	NA	NA	NA	NA	NA	NA	35.85	21.40	14.45	NA	NA	NA
S-8	10/20/2003	NA	NA	NA	NA	NA	NA	NA	NA	NA	NA	NA	NA	NA	35.85	21.94	13.91	NA	NA	NA
S-8	1/22/2004	210	19	0.52	3.6	17	NA	<0.50	NA	NA	NA	NA	NA	NA	35.85	21.40	14.45	NA	NA	NA
S-8	4/19/2004	NA	NA	NA	NA	NA	NA	NA	NA	NA	NA	NA	NA	NA	35.85	20.83	15.02	NA	NA	NA
S-8	7/13/2004	420	77	0.82	14	31	NA	<0.50	NA	NA	NA	NA	NA	NA	35.85	21.05	14.80	NA	NA	NA
S-8	10/28/2004	NA	NA	NA	NA	NA	NA	NA	NA	NA	NA	NA	NA	NA	35.85	21.77	14.08	NA	NA	NA
S-8	1/17/2005	490	85	0.89	13	28	NA	<0.50	NA	NA	NA	NA	NA	NA	35.85	20.92	14.93	NA	NA	NA
S-8	4/14/2005	NA	NA	NA	NA	NA	NA	NA	NA	NA	NA	NA	NA	NA	35.85	21.57	14.28	NA	NA	NA
S-8	7/28/2005	64	12	<0.50	1.5	1.6	NA	<0.50	NA	NA	NA	NA	NA	NA	35.85	21.62	14.23	NA	NA	NA

**WELL CONCENTRATIONS - TABLE 1**

Former Shell Service Station  
461 8th Street  
Oakland, CA

Well ID	Date	TPPH (ug/L)	B (ug/L)	T (ug/L)	E (ug/L)	X (ug/L)	MTBE 8020 (ug/L)	MTBE 8260 (ug/L)	DIPE (ug/L)	ETBE (ug/L)	TAME (ug/L)	TBA (ug/L)	EDC (ug/L)	EDB (ug/L)	TOC (MSL)	Depth to Water (ft.)	GW Elevation (MSL)	SPH Thickness (ft.)	D.O. (mg/L)	O.R.P. (mV)
---------	------	----------------	-------------	-------------	-------------	-------------	------------------------	------------------------	----------------	----------------	----------------	---------------	---------------	---------------	--------------	----------------------------	--------------------------	---------------------------	----------------	----------------

S-8	10/5/2005	NA	NA	NA	NA	NA	NA	NA	NA	NA	NA	NA	NA	NA	35.85	21.11	14.74	NA	NA	NA
S-8	2/9/2006	<50.0	2.79	<0.500	<0.500	<0.500	NA	<0.500	NA	NA	NA	NA	NA	NA	35.85	20.18	15.67	NA	NA	NA
S-8	5/15/2006	NA	NA	NA	NA	NA	NA	NA	NA	NA	NA	NA	NA	NA	35.85	20.53	15.32	NA	NA	NA
S-8	8/23/2006	<50.0	<0.500	<0.500	<0.500	<0.500	NA	<0.500	NA	NA	NA	NA	NA	NA	35.85	21.49	14.36	NA	NA	NA
S-8	11/15/2006	NA	NA	NA	NA	NA	NA	NA	NA	NA	NA	NA	NA	NA	35.85	22.05	13.80	NA	NA	NA
S-8	1/30/2007	<50	<0.50	<0.50	<0.50	<1.0	NA	<0.50	NA	NA	NA	NA	NA	NA	35.85	22.41	13.44	NA	NA	NA
S-8	5/29/2007	NA	NA	NA	NA	NA	NA	NA	NA	NA	NA	NA	NA	NA	35.85	22.65	13.20	NA	NA	NA
S-8	8/15/2007	65 h,i	7.4	<1.0	<1.0	<1.0	NA	<1.0	NA	NA	NA	NA	NA	NA	35.85	22.88	12.97	NA	NA	NA
S-8	11/28/2007	NA	NA	NA	NA	NA	NA	NA	NA	NA	NA	NA	NA	NA	35.85	23.20	12.65	NA	NA	NA
S-8	2/8/2008	350 h	22	<1.0	4.8	2.6	NA	1.2	NA	NA	NA	NA	<0.50	<1.0	35.85	22.72	13.13	NA	NA	NA
S-8	5/8/2008	NA	NA	NA	NA	NA	NA	NA	NA	NA	NA	NA	NA	NA	35.85	22.91	12.94	NA	NA	NA
S-8	8/14/2008	420	28	<1.0	6.3	1.4	NA	<1.0	NA	NA	NA	NA	<0.50	<1.0	35.85	23.12	12.73	NA	NA	NA
S-8	11/11/2008 k	330	37	<1.0	5.1	<1.0	NA	<1.0	NA	NA	NA	NA	<0.50	<1.0	35.85	23.37	12.48	NA	1.6	28
S-8	11/11/2008 l	480	29	<1.0	5.4	<1.0	NA	NA	NA	NA	NA	NA	NA	NA	35.85	23.37	12.48	NA	2.2	103
S-8	12/18/2008	340	38	<1.0	5.4	<1.0	NA	NA	NA	NA	NA	NA	NA	NA	35.83	23.31	12.52	NA	NA	NA
S-8	1/5/2009	170	15	<1.0	1.2	<1.0	NA	NA	NA	NA	NA	NA	NA	NA	35.83	23.28	12.55	NA	NA	NA
S-8	1/15/2009	260	45	<1.0	3.2	<1.0	NA	NA	NA	NA	NA	NA	NA	NA	35.83	23.05	12.78	NA	NA	NA
S-8	2/12/2009	88	7.2	<1.0	<1.0	<1.0	NA	NA	NA	NA	NA	NA	NA	NA	35.83	23.34	12.49	NA	NA	NA
S-8	3/12/2009	12000	1,700	2,100	200	2,400	NA	NA	NA	NA	NA	NA	NA	NA	35.83	22.90	12.93	NA	NA	NA
S-8	4/9/2009	170	<0.50	<1.0	<1.0	<1.0	NA	NA	NA	NA	NA	NA	NA	NA	35.83	23.10	12.73	NA	NA	594
S-8	7/23/2009	140	0.55	<1.0	<1.0	<1.0	NA	NA	NA	NA	NA	NA	NA	NA	35.83	23.02	12.81	NA	2.38	-54

S-9	12/22/1994	2600	400	150	42	310	NA	NA	NA	NA	NA	NA	NA	NA	26.06	24.37	1.69	NA	NA	NA
S-9	4/20/1995	1900	400	130	51	200	NA	NA	NA	NA	NA	NA	NA	NA	26.06	23.49	2.57	NA	NA	NA
S-9	10/4/1995	3200	590	260	68	280	NA	NA	NA	NA	NA	NA	NA	NA	26.06	24.01	2.05	NA	NA	NA
S-9	1/3/1996	Well inaccessible		NA	NA	NA	NA	NA	NA	NA	NA	NA	NA	NA	26.06	NA	NA	NA	NA	NA
S-9	4/11/1996	2100	440	1500	42	210	<25	NA	NA	NA	NA	NA	NA	NA	26.06	23.61	2.45	NA	NA	NA
S-9	7/11/1996	5200	940	450	120	520	<50	NA	NA	NA	NA	NA	NA	NA	26.06	23.78	2.28	NA	NA	NA
S-9 (D)	7/11/1996	4800	890	430	110	500	<50	NA	NA	NA	NA	NA	NA	NA	26.06	NA	NA	NA	NA	NA
S-9	10/2/1996	3000	680	220	56	270	<62	NA	NA	NA	NA	NA	NA	NA	26.06	24.31	1.75	NA	NA	NA
S-9	1/22/1997	1500	230	71	36	130	<12	NA	NA	NA	NA	NA	NA	NA	26.06	23.08	2.98	NA	NA	NA
S-9	7/21/1997	3400	590	57	19	210	96	NA	NA	NA	NA	NA	NA	NA	26.06	22.83	3.23	NA	NA	NA
S-9	1/22/1998	2600	300	46	<10	270	62	NA	NA	NA	NA	NA	NA	NA	26.06	21.96	4.10	NA	NA	NA
S-9	7/8/1998	820	150	6.2	8	57	<10	NA	NA	NA	NA	NA	NA	NA	26.06	20.85	5.21	NA	NA	NA
S-9	10/26/1998	NA	NA	NA	NA	NA	NA	NA	NA	NA	NA	NA	NA	NA	26.06	21.39	4.67	NA	NA	NA
S-9	1/28/1999	<50	1.0	<0.50	<0.50	<0.50	<2.5	NA	NA	NA	NA	NA	NA	NA	26.06	22.32	3.74	NA	NA	NA



WELL CONCENTRATIONS - TABLE 1

Former Shell Service Station

461 8th Street

Oakland, CA

Well ID	Date	TPPH (ug/L)	B (ug/L)	T (ug/L)	E (ug/L)	X (ug/L)	MTBE 8020 (ug/L)	MTBE 8260 (ug/L)	DIPE (ug/L)	ETBE (ug/L)	TAME (ug/L)	TBA (ug/L)	EDC (ug/L)	EDB (ug/L)	TOC (MSL)	Depth to Water (ft.)	GW Elevation (MSL)	SPH Thickness (ft.)	D.O. (mg/L)	O.R.P. (mV)
S-9	4/23/1999	NA	NA	NA	NA	NA	NA	NA	NA	NA	NA	NA	NA	NA	26.06	21.41	4.65	NA	NA	NA
S-9	7/29/1999	117	7.77	0.817	0.683	5.05	<5.00	NA	NA	NA	NA	NA	NA	NA	26.06	21.25	4.81	NA	NA	NA
S-9	11/1/1999	NA	NA	NA	NA	NA	NA	NA	NA	NA	NA	NA	NA	NA	26.06	21.92	4.14	NA	NA	NA
S-9	1/7/2000	<50	1.2	<0.50	<0.50	<0.50	<2.5	NA	NA	NA	NA	NA	NA	NA	26.06	22.11	3.95	NA	NA	NA
S-9	4/11/2000	NA	NA	NA	NA	NA	NA	NA	NA	NA	NA	NA	NA	NA	26.06	21.14	4.92	NA	NA	NA
S-9	7/19/2000	Well inaccessible		NA	NA	NA	NA	NA	NA	NA	NA	NA	NA	NA	26.06	NA	NA	NA	NA	NA
S-9	10/12/2000	NA	NA	NA	NA	NA	NA	NA	NA	NA	NA	NA	NA	NA	26.06	22.24	3.82	NA	NA	NA
S-9	1/9/2001	<50.0	1.45	<0.500	<0.500	<0.500	<2.50	NA	NA	NA	NA	NA	NA	NA	26.06	22.52	3.54	NA	NA	NA
S-9	4/6/2001	NA	NA	NA	NA	NA	NA	NA	NA	NA	NA	NA	NA	NA	26.06	23.61	2.45	NA	NA	NA
S-9	7/25/2001	Well inaccessible		NA	NA	NA	NA	NA	NA	NA	NA	NA	NA	NA	26.06	NA	NA	NA	NA	NA
S-9	8/13/2001	Well inaccessible		NA	NA	NA	NA	NA	NA	NA	NA	NA	NA	NA	26.06	NA	NA	NA	NA	NA
S-9	11/1/2001	NA	NA	NA	NA	NA	NA	NA	NA	NA	NA	NA	NA	NA	26.06	21.78	4.28	NA	NA	NA
S-9	01/17/2002 d	<50	<0.50	<0.50	<0.50	<0.50	NA	<5.0	NA	NA	NA	NA	NA	NA	26.06	21.15	4.91	NA	NA	NA
S-9	5/8/2002	NA	NA	NA	NA	NA	NA	NA	NA	NA	NA	NA	NA	NA	26.06	20.56	5.50	NA	NA	NA
S-9	7/18/2002	<50	<0.50	<0.50	<0.50	<0.50	NA	<5.0	NA	NA	NA	NA	NA	NA	34.70	20.88	13.82	NA	NA	NA
S-9	10/15/2002	NA	NA	NA	NA	NA	NA	NA	NA	NA	NA	NA	NA	NA	34.70	21.41	13.29	NA	NA	NA
S-9	1/2/2003	<50	<0.50	<0.50	<0.50	<0.50	NA	<5.0	NA	NA	NA	NA	NA	NA	34.70	21.35	13.35	NA	NA	NA
S-9	4/15/2003	NA	NA	NA	NA	NA	NA	NA	NA	NA	NA	NA	NA	NA	34.70	21.14	13.56	NA	NA	NA
S-9	7/14/2003	<50	<0.50	<0.50	<0.50	<1.0	NA	<0.50	NA	NA	NA	NA	NA	NA	34.70	20.80	13.90	NA	NA	NA
S-9	10/20/2003	NA	NA	NA	NA	NA	NA	NA	NA	NA	NA	NA	NA	NA	34.70	21.33	13.37	NA	NA	NA
S-9	1/22/2004	<50	<0.50	<0.50	<0.50	<1.0	NA	<0.50	NA	NA	NA	NA	NA	NA	34.70	20.77	13.93	NA	NA	NA
S-9	4/19/2004	NA	NA	NA	NA	NA	NA	NA	NA	NA	NA	NA	NA	NA	34.70	20.06	14.64	NA	NA	NA
S-9	7/13/2004	<50	<0.50	<0.50	<0.50	<1.0	NA	<0.50	NA	NA	NA	NA	NA	NA	34.70	20.44	14.26	NA	NA	NA
S-9	10/28/2004	NA	NA	NA	NA	NA	NA	NA	NA	NA	NA	NA	NA	NA	34.70	21.02	13.68	NA	NA	NA
S-9	1/17/2005	<50	<0.50	<0.50	<0.50	<1.0	NA	<0.50	NA	NA	NA	NA	NA	NA	34.70	20.18	14.52	NA	NA	NA
S-9	4/14/2005	NA	NA	NA	NA	NA	NA	NA	NA	NA	NA	NA	NA	NA	34.70	21.85	12.85	NA	NA	NA
S-9	7/28/2005	360	190	1.8	1.1	3.9	NA	<0.50	<2.0	<2.0	<2.0	<5.0	NA	NA	34.70	21.22	13.48	NA	NA	NA
S-9	10/5/2005	NA	NA	NA	NA	NA	NA	NA	NA	NA	NA	NA	NA	NA	34.70	20.63	14.07	NA	NA	NA
S-9	2/9/2006	<50.0	0.940	<0.500	<0.500	<0.500	NA	<0.500	NA	NA	NA	NA	NA	NA	34.70	19.23	15.47	NA	NA	NA
S-9	5/15/2006	NA	NA	NA	NA	NA	NA	NA	NA	NA	NA	NA	NA	NA	34.70	20.28	14.42	NA	NA	NA
S-9	8/23/2006	7000	1740	55.6	193	278	NA	<0.500	<0.500	<0.500	<0.500	<10.0	NA	NA	34.70	21.31	13.39	NA	NA	NA
S-9	11/15/2006	NA	NA	NA	NA	NA	NA	NA	NA	NA	NA	NA	NA	NA	34.70	21.79	12.91	NA	NA	NA
S-9	1/30/2007	12000	2200	250	480	980	NA	<0.50	NA	NA	NA	NA	NA	NA	34.70	22.08	12.62	NA	NA	NA
S-9	5/29/2007	NA	NA	NA	NA	NA	NA	NA	NA	NA	NA	NA	NA	NA	34.70	22.22	12.48	NA	NA	NA
S-9	8/15/2007	9800 h,i	2400	100	410	602	NA	<10	<20	<20	<20	<100	NA	NA	34.70	22.43	12.27	NA	NA	NA
S-9	11/28/2007	NA	NA	NA	NA	NA	NA	NA	NA	NA	NA	NA	NA	NA	34.70	22.75	11.95	NA	NA	NA

**WELL CONCENTRATIONS - TABLE 1**

Former Shell Service Station

461 8th Street

Oakland, CA

Well ID	Date	TPPH (ug/L)	B (ug/L)	T (ug/L)	E (ug/L)	X (ug/L)	MTBE 8020 (ug/L)	MTBE 8260 (ug/L)	DIPE (ug/L)	ETBE (ug/L)	TAME (ug/L)	TBA (ug/L)	EDC (ug/L)	EDB (ug/L)	TOC (MSL)	Depth to Water (ft.)	GW Elevation (MSL)	SPH Thickness (ft.)	D.O. (mg/L)	O.R.P. (mV)
S-9	2/8/2008	69 h	2.2	<1.0	<1.0	<1.0	NA	<1.0	NA	NA	NA	NA	<0.50	<1.0	34.70	22.31	12.39	NA	NA	NA
S-9	5/8/2008	NA	NA	NA	NA	NA	NA	NA	NA	NA	NA	NA	NA	NA	34.70	22.49	12.21	NA	NA	NA
S-9	8/14/2008	<50	<0.50	<1.0	<1.0	<1.0	NA	<1.0	NA	NA	NA	NA	<0.50	<1.0	34.70	22.70	12.00	NA	NA	NA
S-9	11/11/2008 k	<50	2.4	<1.0	<1.0	<1.0	NA	<1.0	NA	NA	NA	NA	<0.50	<1.0	34.70	22.90	11.80	NA	1.1	92
S-9	11/11/2008 l	550	74	12	22	55.3	NA	NA	NA	NA	NA	NA	NA	NA	34.70	22.90	11.80	NA	3.6	98
S-9	12/18/2008	1500	280	43	71	182	NA	NA	NA	NA	NA	NA	NA	NA	34.34	22.81	11.53	NA	NA	NA
S-9	1/5/2009	1000	230	24	45	64	NA	NA	NA	NA	NA	NA	NA	NA	34.34	22.75	11.59	NA	NA	NA
S-9	1/15/2009	2100	560	75	100	245	NA	NA	NA	NA	NA	NA	NA	NA	34.34	22.37	11.97	NA	NA	NA
S-9	2/12/2009	500	120	19	26	50	NA	NA	NA	NA	NA	NA	NA	NA	34.34	22.61	11.73	NA	NA	NA
S-9	3/12/2009	810	200	30	50	110	NA	NA	NA	NA	NA	NA	NA	NA	34.34	22.22	12.12	NA	NA	NA
S-9	4/9/2009	2300	450	60	110	260	NA	NA	NA	NA	NA	NA	NA	NA	34.34	22.12	12.22	NA	0.65	79
S-9	5/18/2009	1500	200	35	61	180	NA	NA	NA	NA	NA	NA	NA	NA	34.34	22.09	12.25	NA	2.71	173
S-9	7/23/2009	1700	430	49	110	190	NA	NA	NA	NA	NA	NA	NA	NA	34.34	22.48	11.86	NA	0.21	346

S-10	12/22/1994	420	27	8.0	18	45	NA	NA	NA	NA	NA	NA	NA	NA	28.04	25.84	2.20	NA	NA	NA
S-10	4/20/1995	820	49	3.7	97	52	NA	NA	NA	NA	NA	NA	NA	NA	28.04	24.92	3.12	NA	NA	NA
S-10	10/4/1995	240	6.5	1.1	16	12	NA	NA	NA	NA	NA	NA	NA	NA	28.04	25.47	2.57	NA	NA	NA
S-10	1/3/1996	1100	27	4.9	110	70	NA	NA	NA	NA	NA	NA	NA	NA	28.04	25.60	2.44	NA	NA	NA
S-10	4/11/1996	530	19	1.6	82	52	<5.0	NA	NA	NA	NA	NA	NA	NA	28.04	25.27	2.77	NA	NA	NA
S-10	7/11/1996	570	16	3.2	53	53	<2.5	NA	NA	NA	NA	NA	NA	NA	28.04	25.46	2.58	NA	NA	NA
S-10	10/2/1996	270	8.2	0.77	24	23	3.3	NA	NA	NA	NA	NA	NA	NA	28.04	25.81	2.23	NA	NA	NA
S-10	1/22/1997	160	4.8	0.73	16	11	<2.5	NA	NA	NA	NA	NA	NA	NA	28.04	24.74	3.30	NA	NA	NA
S-10	7/21/1997	530	5.7	0.70	29	69	<2.5	NA	NA	NA	NA	NA	NA	NA	28.04	24.50	3.54	NA	NA	NA
S-10	1/22/1998	1500	15	<5.0	88	130	<25	NA	NA	NA	NA	NA	NA	NA	28.04	24.44	3.60	NA	NA	NA
S-10	7/8/1998	530	4.8	1.1	47	51	<2.5	NA	NA	NA	NA	NA	NA	NA	28.04	22.36	5.68	NA	NA	NA
S-10	10/26/1998	NA	NA	NA	NA	NA	NA	NA	NA	NA	NA	NA	NA	NA	28.04	22.81	5.23	NA	NA	NA
S-10	1/28/1999	630	4.6	0.98	<0.50	59	<2.5	NA	NA	NA	NA	NA	NA	NA	28.04	23.82	4.22	NA	NA	NA
S-10	4/23/1999	NA	NA	NA	NA	NA	NA	NA	NA	NA	NA	NA	NA	NA	28.04	22.96	5.08	NA	NA	NA
S-10	7/29/1999	728	3.40	<1.00	41.8	38.0	<10.0	NA	NA	NA	NA	NA	NA	NA	28.04	22.63	5.41	NA	NA	NA
S-10	11/11/1999	NA	NA	NA	NA	NA	NA	NA	NA	NA	NA	NA	NA	NA	28.04	23.02	5.02	NA	NA	NA
S-10	1/7/2000	870	8.5	1.3	110	110	<2.5	NA	NA	NA	NA	NA	NA	NA	28.04	23.33	4.71	NA	NA	NA
S-10	4/11/2000	NA	NA	NA	NA	NA	NA	NA	NA	NA	NA	NA	NA	NA	28.04	22.64	5.40	NA	NA	NA
S-10	7/19/2000	612	3.75	<0.500	41.6	43.6	<2.50	NA	NA	NA	NA	NA	NA	NA	28.04	23.04	5.00	NA	NA	NA
S-10	10/12/2000	NA	NA	NA	NA	NA	NA	NA	NA	NA	NA	NA	NA	NA	28.04	23.92	4.12	NA	NA	NA
S-10	1/9/2001	647	7.62	1.01	66.2	42.4	<2.50	NA	NA	NA	NA	NA	NA	NA	28.04	24.13	3.91	NA	NA	NA
S-10	4/6/2001	NA	NA	NA	NA	NA	NA	NA	NA	NA	NA	NA	NA	NA	28.04	25.37	2.67	NA	NA	NA

**WELL CONCENTRATIONS - TABLE 1**

Former Shell Service Station

461 8th Street

Oakland, CA

Well ID	Date	TPPH (ug/L)	B (ug/L)	T (ug/L)	E (ug/L)	X (ug/L)	MTBE 8020 (ug/L)	MTBE 8260 (ug/L)	DIPE (ug/L)	ETBE (ug/L)	TAME (ug/L)	TBA (ug/L)	EDC (ug/L)	EDB (ug/L)	TOC (MSL)	Depth to Water (ft.)	GW Elevation (MSL)	SPH Thickness (ft.)	D.O. (mg/L)	O.R.P. (mV)
S-10	7/25/2001	340	1.5	<0.50	42	19	NA	<5.0	NA	NA	NA	NA	NA	NA	28.04	25.35	2.69	NA	NA	NA
S-10	11/1/2001	NA	NA	NA	NA	NA	NA	NA	NA	NA	NA	NA	NA	NA	28.04	23.22	4.82	NA	NA	NA
S-10	01/17/2002 d	1100	3.5	<0.50	55	46	NA	<5.0	NA	NA	NA	NA	NA	NA	28.04	22.72	5.32	NA	NA	NA
S-10	5/8/2002	NA	NA	NA	NA	NA	NA	NA	NA	NA	NA	NA	NA	NA	28.04	22.35	5.69	NA	NA	NA
S-10	7/18/2002	750	1.8	<0.50	42	26	NA	<5.0	NA	NA	NA	NA	NA	NA	36.35	22.05	14.30	NA	NA	NA
S-10	10/15/2002	NA	NA	NA	NA	NA	NA	NA	NA	NA	NA	NA	NA	NA	36.35	22.51	13.84	NA	NA	NA
S-10	1/2/2003	440	1.8	<0.50	14	24	NA	<5.0	NA	NA	NA	NA	NA	NA	36.35	22.50	13.85	NA	NA	NA
S-10	4/15/2003	NA	NA	NA	NA	NA	NA	NA	NA	NA	NA	NA	NA	NA	36.35	22.32	14.03	NA	NA	NA
S-10	7/14/2003	210	0.86	<0.50	13	12	NA	<0.50	NA	NA	NA	NA	NA	NA	36.35	21.99	14.36	NA	NA	NA
S-10	10/20/2003	NA	NA	NA	NA	NA	NA	NA	NA	NA	NA	NA	NA	NA	36.35	22.53	13.82	NA	NA	NA
S-10	1/22/2004	280	0.88	<0.50	10	11	NA	<0.50	NA	NA	NA	NA	NA	NA	36.35	22.02	14.33	NA	NA	NA
S-10	4/19/2004	NA	NA	NA	NA	NA	NA	NA	NA	NA	NA	NA	NA	NA	36.35	21.43	14.92	NA	NA	NA
S-10	7/13/2004	770	1.5	<0.50	70	42	NA	<0.50	NA	NA	NA	NA	NA	NA	36.35	21.68	14.67	NA	NA	NA
S-10	10/28/2004	NA	NA	NA	NA	NA	NA	NA	NA	NA	NA	NA	NA	NA	36.35	22.37	13.98	NA	NA	NA
S-10	1/17/2005	1100	1.5	<0.50	73	51	NA	<0.50	NA	NA	NA	NA	NA	NA	36.35	21.45	14.90	NA	NA	NA
S-10	4/14/2005	NA	NA	NA	NA	NA	NA	NA	NA	NA	NA	NA	NA	NA	36.35	22.18	14.17	NA	NA	NA
S-10	7/28/2005	260	<0.50	<0.50	19	9.7	NA	<0.50	<2.0	<2.0	<2.0	<5.0	NA	NA	36.35	22.25	14.10	NA	NA	NA
S-10	10/5/2005	NA	NA	NA	NA	NA	NA	NA	NA	NA	NA	NA	NA	NA	36.35	21.70	14.65	NA	NA	NA
S-10	2/9/2006	630	<0.500	<0.500	13.8	13.8	NA	<0.500	NA	NA	NA	NA	NA	NA	36.35	20.37	15.98	NA	NA	NA
S-10	5/15/2006	NA	NA	NA	NA	NA	NA	NA	NA	NA	NA	NA	NA	NA	36.35	21.31	15.04	NA	NA	NA
S-10	8/23/2006	<50.0	<0.500	<0.500	14.5	3.40	NA	<0.500	<0.500	<0.500	<0.500	<10.0	NA	NA	36.35	22.12	14.23	NA	NA	NA
S-10	11/15/2006	NA	NA	NA	NA	NA	NA	NA	NA	NA	NA	NA	NA	NA	36.35	22.68	13.67	NA	NA	NA
S-10	1/30/2007	120	<0.50	<0.50	7.0	3.3	NA	<0.50	NA	NA	NA	NA	NA	NA	36.35	23.09	13.26	NA	NA	NA
S-10	5/29/2007	NA	NA	NA	NA	NA	NA	NA	NA	NA	NA	NA	NA	NA	36.35	23.20	13.15	NA	NA	NA
S-10	8/15/2007	64 h,i	0.15 j	<1.0	1.4	0.72 j	NA	<1.0	<2.0	<2.0	<2.0	<10	NA	NA	36.35	23.48	12.87	NA	NA	NA
S-10	11/28/2007	NA	NA	NA	NA	NA	NA	NA	NA	NA	NA	NA	NA	NA	36.35	23.82	12.53	NA	NA	NA
S-10	2/8/2008	61 h	<0.50	<1.0	<1.0	<1.0	NA	<1.0	NA	NA	NA	NA	<0.50	<1.0	36.35	23.31	13.04	NA	NA	NA
S-10	5/8/2008	NA	NA	NA	NA	NA	NA	NA	NA	NA	NA	NA	NA	NA	36.35	23.55	12.80	NA	NA	NA
S-10	8/14/2008	58	<0.50	<1.0	2.7	<1.0	NA	<1.0	NA	NA	NA	NA	<0.50	<1.0	36.35	23.75	12.60	NA	NA	NA
S-10	11/11/2008	NA	NA	NA	NA	NA	NA	NA	NA	NA	NA	NA	NA	NA	36.35	23.08	13.27	NA	NA	NA
S-10	12/18/2008	<50	<0.50	<1.0	<1.0	<1.0	NA	NA	NA	NA	NA	NA	NA	NA	36.35	24.00	12.35	NA	NA	NA
S-10	1/5/2009	<50	<0.50	<1.0	<1.0	<1.0	NA	NA	NA	NA	NA	NA	NA	NA	36.35	23.87	12.48	NA	NA	NA
S-10	1/15/2009	<50	<0.50	<1.0	1.1	<1.0	NA	NA	NA	NA	NA	NA	NA	NA	36.35	23.66	12.69	NA	NA	NA
S-10	2/12/2009	56	<0.50	<1.0	3.4	<1.0	NA	NA	NA	NA	NA	NA	NA	NA	36.35	23.96	12.39	NA	NA	NA
S-10	3/12/2009	53	<0.50	<1.0	4.9	<1.0	NA	NA	NA	NA	NA	NA	NA	NA	36.35	23.44	12.91	NA	NA	NA
S-10	4/9/2009	NA	NA	NA	NA	NA	NA	NA	NA	NA	NA	NA	NA	NA	36.35	23.26	13.09	NA	NA	NA

**WELL CONCENTRATIONS - TABLE 1**

Former Shell Service Station

461 8th Street

Oakland, CA

Well ID	Date	TPPH (ug/L)	B (ug/L)	T (ug/L)	E (ug/L)	X (ug/L)	MTBE 8020 (ug/L)	MTBE 8260 (ug/L)	DIPE (ug/L)	ETBE (ug/L)	TAME (ug/L)	TBA (ug/L)	EDC (ug/L)	EDB (ug/L)	TOC (MSL)	Depth to Water (ft.)	GW Elevation (MSL)	SPH Thickness (ft.)	D.O. (mg/L)	O.R.P. (mV)
S-10	7/23/2009	66	<0.50	<1.0	5.7	<1.0	NA	NA	NA	NA	NA	NA	NA	NA	36.35	23.56	12.79	NA	0.06	112
S-12	12/17/2007	NA	NA	NA	NA	NA	NA	NA	NA	NA	NA	NA	NA	NA	36.44	24.58	11.86	NA	NA	NA
S-12	2/8/2008	55 h	<0.50	<1.0	<1.0	<1.0	NA	<1.0	NA	NA	NA	NA	<0.50	<1.0	36.44	24.32	12.12	NA	NA	NA
S-12	5/8/2008	<50 h	<0.50	<1.0	<1.0	<1.0	NA	<1.0	NA	NA	NA	NA	<0.50	<1.0	36.44	24.51	11.93	NA	NA	NA
S-12	8/14/2008	<50	1.0	<1.0	<1.0	<1.0	NA	<1.0	NA	NA	NA	NA	<0.50	<1.0	36.44	24.63	11.81	NA	NA	NA
S-12	11/11/2008 k	<50	0.95	<1.0	<1.0	<1.0	NA	<1.0	NA	NA	NA	NA	<0.50	<1.0	36.44	24.85	11.59	NA	0.2	37
S-12	11/11/2008 l	65	8.1	2.2	4.8	1.5	NA	NA	NA	NA	NA	NA	NA	NA	36.44	24.85	11.59	NA	0.2	45
S-12	12/18/2008	<50	8.3	<1.0	1.8	<1.0	NA	NA	NA	NA	NA	NA	NA	NA	36.44	24.81	11.63	NA	NA	NA
S-12	1/5/2009	95	16	<1.0	3.2	<1.0	NA	NA	NA	NA	NA	NA	NA	NA	36.44	24.75	11.69	NA	NA	NA
S-12	1/15/2009	140	36	<1.0	12	<1.0	NA	NA	NA	NA	NA	NA	NA	NA	36.44	24.54	11.90	NA	NA	NA
S-12	2/12/2009	<50	5.0	<1.0	1.6	<1.0	NA	NA	NA	NA	NA	NA	NA	NA	36.44	24.81	11.63	NA	NA	NA
S-12	3/12/2009	<50	4.8	<1.0	1.5	<1.0	NA	NA	NA	NA	NA	NA	NA	NA	36.44	24.41	12.03	NA	NA	NA
S-12	4/9/2009	59	6.0	<1.0	1.6	<1.0	NA	NA	NA	NA	NA	NA	NA	NA	36.44	24.23	12.21	NA	0.50	-3
S-12	7/23/2009	130	29	<1.0	13	<1.0	NA	NA	NA	NA	NA	NA	NA	NA	36.44	24.50	11.94	NA	0.07	142
S-13	12/17/2007	NA	NA	NA	NA	NA	NA	NA	NA	NA	NA	NA	NA	NA	35.16	23.33	11.83	NA	NA	NA
S-13	2/8/2008	14000 h	1900	1300	280	3000	NA	<10	NA	NA	NA	NA	<5.0	<10	35.16	23.01	12.15	NA	NA	NA
S-13	5/8/2008	18000 h	2800	3400	550	3500	NA	<10	NA	NA	NA	NA	<5.0	<10	35.16	23.31	11.85	NA	NA	NA
S-13	8/14/2008	16000	2400	3100	580	3100	NA	<20	NA	NA	NA	NA	<10	<20	35.16	23.31	11.85	NA	NA	NA
S-13	11/11/2008 k	16000	2400	2800	270	2500	NA	<50	NA	NA	NA	NA	<25	<50	35.16	23.60	11.56	NA	0.8	-48
S-13	11/11/2008 l	4400	560	630	88	530	NA	NA	NA	NA	NA	NA	NA	NA	35.16	23.60	11.56	NA	1.2	-60
S-13	12/18/2008	3900	530	560	76	510	NA	NA	NA	NA	NA	NA	NA	NA	35.05	23.61	11.44	NA	NA	NA
S-13	1/5/2009	8200	700	670	67	1000	NA	NA	NA	NA	NA	NA	NA	NA	35.05	23.54	11.51	NA	NA	NA
S-13	1/15/2009	5400	610	610	48	950	NA	NA	NA	NA	NA	NA	NA	NA	35.05	23.10	11.95	NA	NA	NA
S-13	2/12/2009	6300	800	1000	110	870	NA	NA	NA	NA	NA	NA	NA	NA	35.05	22.36	12.69	NA	NA	NA
S-13	3/12/2009	14000	1700	2300	190	2400	NA	NA	NA	NA	NA	NA	NA	NA	35.05	23.20	11.85	NA	NA	NA
S-13	4/9/2009	35000	510	7800	1000	4300	NA	NA	NA	NA	NA	NA	NA	NA	35.05	23.02	12.03	NA	25.9	433
S-13	5/18/2009	35000	820	7000	1100	6600	NA	NA	NA	NA	NA	NA	NA	NA	35.05	23.07	11.98	NA	5.21	83
S-13	7/23/2009	18000	1800	3000	480	2500	NA	NA	NA	NA	NA	NA	NA	NA	35.05	23.51	11.54	NA	1.23	148
S-14	12/17/2007	NA	NA	NA	NA	NA	NA	NA	NA	NA	NA	NA	NA	NA	34.94	22.68	12.26	NA	NA	NA
S-14	2/8/2008	5300 h	380	300	34	970	NA	<10	NA	NA	NA	NA	<5.0	<10	34.94	22.82	12.12	NA	NA	NA
S-14	5/8/2008	4300 h	750	270	30	520	NA	<10	NA	NA	NA	NA	<5.0	<10	34.94	22.41	12.53	NA	NA	NA
S-14	Well destroyed	NA	NA	NA	NA	NA	NA	NA	NA	NA	NA	NA	NA	NA	NA	NA	NA	NA	NA	NA

**WELL CONCENTRATIONS - TABLE 1**

Former Shell Service Station  
461 8th Street  
Oakland, CA

Well ID	Date	TPPH (ug/L)	B (ug/L)	T (ug/L)	E (ug/L)	X (ug/L)	MTBE 8020 (ug/L)	MTBE 8260 (ug/L)	DIPE (ug/L)	ETBE (ug/L)	TAME (ug/L)	TBA (ug/L)	EDC (ug/L)	EDB (ug/L)	TOC (MSL)	Depth to Water (ft.)	GW Elevation (MSL)	SPH Thickness (ft.)	D.O. (mg/L)	O.R.P. (mV)
S-14R	11/7/2008	NA	NA	NA	NA	NA	NA	NA	NA	NA	NA	NA	NA	NA	35.19	22.91	12.28	NA	NA	NA
S-14R	11/11/2008 k	8500	680	270	<25	1110	NA	NA	NA	NA	NA	NA	NA	NA	35.19	23.13	12.06	NA	0.60	115
S-14R	11/11/2008 l	4300	270	190	43	470	NA	NA	NA	NA	NA	NA	NA	NA	35.19	23.13	12.06	NA	1.5	116
S-14R	12/18/2008	7800	530	640	79	1010	NA	NA	NA	NA	NA	NA	NA	NA	34.95	22.80	12.15	NA	NA	NA
S-14R	1/5/2009	2100	89	86	19	140	NA	NA	NA	NA	NA	NA	NA	NA	34.95	22.80	12.15	NA	NA	NA
S-14R	1/15/2009	4800	430	540	83	730	NA	NA	NA	NA	NA	NA	NA	NA	34.95	22.57	12.38	NA	NA	NA
S-14R	2/12/2009	1000	40	29	7.3	55	NA	NA	NA	NA	NA	NA	NA	NA	34.95	22.89	12.06	NA	NA	NA
S-14R	3/12/2009	350	22	18	3.3	29	NA	NA	NA	NA	NA	NA	NA	NA	34.95	22.39	12.56	NA	NA	NA
S-14R	4/9/2009	2300	230	240	47	250	NA	NA	NA	NA	NA	NA	NA	NA	34.95	22.35	12.60	NA	0.30	430
S-14R	5/18/2009	750	51	48	17	67	NA	NA	NA	NA	NA	NA	NA	NA	34.95	22.20	12.75	NA	5.63	93
S-14R	7/23/2009	600	81	57	19	47	NA	NA	NA	NA	NA	NA	NA	NA	34.95	22.56	12.39	NA	0.05	246
S-15	12/17/2007	NA	NA	NA	NA	NA	NA	NA	NA	NA	NA	NA	NA	NA	35.34	23.00	12.34	NA	NA	NA
S-15	2/8/2008	55000 h	6700	13000	1100	9800	NA	<10	NA	NA	NA	NA	<5.0	<10	35.34	22.71	12.63	NA	NA	NA
S-15	5/8/2008	53000 h	6300	13000	1500	7500	NA	<200	NA	NA	NA	NA	<100	<200	35.34	22.91	12.43	NA	NA	NA
S-15	Well destroyed	NA	NA	NA	NA	NA	NA	NA	NA	NA	NA	NA	NA	NA	NA	NA	NA	NA	NA	NA
S-16	12/17/2007	NA	NA	NA	NA	NA	NA	NA	NA	NA	NA	NA	NA	NA	36.08	23.88	12.20	NA	NA	NA
S-16	2/8/2008	6000 h	670	730	88	1290	NA	<5.0	NA	NA	NA	NA	<2.5	<5.0	36.08	23.52	12.56	NA	NA	NA
S-16	5/8/2008	3200 h	670	320	18	580	NA	<10	NA	NA	NA	NA	<5.0	<10	36.08	23.69	12.39	NA	NA	NA
S-16	Well destroyed	NA	NA	NA	NA	NA	NA	NA	NA	NA	NA	NA	NA	NA	NA	NA	NA	NA	NA	NA
S-17	6/19/2008	NA	NA	NA	NA	NA	NA	NA	NA	NA	NA	NA	NA	NA	35.49	23.30	12.19	NA	NA	NA
S-17	6/25/2008	21000	1300	1300	160	2850	NA	<5.0	NA	NA	NA	NA	<2.5	<5.0	35.49	23.33	12.16	NA	NA	NA
S-17	8/14/2008	14000	1700	1700	310	2250	NA	<10	NA	NA	NA	NA	<5.0	<10	35.49	23.50	11.99	NA	NA	NA
S-17	11/11/2008 k	7200	1600	820	140	760	NA	<5.0	NA	NA	NA	NA	<2.5	<5.0	35.49	23.70	11.79	NA	NA	NA
S-17	11/11/2008 l	32000	2500	3100	820	4000	NA	<25	NA	NA	NA	NA	<12	<25	35.49	23.70	11.79	NA	NA	NA
S-17	1/5/2009	15000	790	700	150	1200	NA	<10	NA	NA	NA	NA	<5.0	<10	35.50	23.66	11.84	NA	NA	NA
S-17	1/15/2009	2300	220	170	19	300	NA	NA	NA	NA	NA	NA	NA	NA	35.50	23.37	12.13	NA	NA	NA
S-17	2/12/2009	4700	750	200	37	23	NA	NA	NA	NA	NA	NA	NA	NA	35.50	23.66	11.84	NA	NA	NA
S-17	3/12/2009	3300	640	370	81	290	NA	NA	NA	NA	NA	NA	NA	NA	35.50	23.24	12.26	NA	NA	NA
S-17	4/9/2009	1300	200	110	37	100	NA	NA	NA	NA	NA	NA	NA	NA	35.50	23.20	12.30	NA	0.69	429
S-17	5/18/2009	630	97	44	17	25	NA	NA	NA	NA	NA	NA	NA	NA	35.50	23.21	12.29	NA	5.93	442
S-17	7/23/2009	3900	480	410	160	480	NA	NA	NA	NA	NA	NA	NA	NA	35.50	23.70	11.80	NA	0.15	34
S-18	6/19/2008	NA	NA	NA	NA	NA	NA	NA	NA	NA	NA	NA	NA	NA	35.04	22.94	12.10	NA	NA	NA

**WELL CONCENTRATIONS - TABLE 1**

Former Shell Service Station  
461 8th Street  
Oakland, CA

Well ID	Date	TPPH (ug/L)	B (ug/L)	T (ug/L)	E (ug/L)	X (ug/L)	MTBE 8020 (ug/L)	MTBE 8260 (ug/L)	DIPE (ug/L)	ETBE (ug/L)	TAME (ug/L)	TBA (ug/L)	EDC (ug/L)	EDB (ug/L)	TOC (MSL)	Depth to Water (ft.)	GW Elevation (MSL)	SPH Thickness (ft.)	D.O. (mg/L)	O.R.P. (mV)
S-18	6/25/2008	58000	2200	5600	880	10200	NA	<10	NA	NA	NA	NA	<5.0	<10	35.04	22.92	12.12	NA	NA	NA
S-18	8/14/2008	25000	2500	4500	860	5800	NA	<50	NA	NA	NA	NA	<25	<50	35.04	23.08	11.96	NA	NA	NA
S-18	11/11/2008 k	24000	2400	3300	820	3800	NA	<25	NA	NA	NA	NA	<12	<25	35.04	23.30	11.74	NA	NA	NA
S-18	11/11/2008 l	43000	3900	5500	1300	6500	NA	<50	NA	NA	NA	NA	<25	<50	35.04	23.30	11.74	NA	NA	NA
S-18	1/5/2009	20000	830	1000	290	1400	NA	<50	NA	NA	NA	NA	<25	<50	35.03	23.16	11.87	NA	NA	NA
S-18	1/15/2009	8200	690	790	150	1230	NA	NA	NA	NA	NA	NA	NA	NA	35.03	22.97	12.06	NA	NA	NA
S-18	2/12/2009	13000	1200	1400	330	940	NA	NA	NA	NA	NA	NA	NA	NA	35.03	23.29	11.74	NA	NA	NA
S-18	3/12/2009	52000	5300	9000	1,600	10000	NA	NA	NA	NA	NA	NA	NA	NA	35.03	22.85	12.18	NA	NA	NA
S-18	4/9/2009	Insufficient water	NA	NA	NA	NA	NA	NA	NA	NA	NA	NA	NA	NA	35.03	22.79	12.24	NA	NA	NA
S-18	5/18/2009	6700	320	1100	200	1000	NA	NA	NA	NA	NA	NA	NA	NA	35.03	22.81	12.22	NA	6.51	377
S-18	7/23/2009	8900	500	890	290	1600	NA	NA	NA	NA	NA	NA	NA	NA	35.03	22.91	12.12	NA	0.20	NA
S-19	11/7/2008	NA	NA	NA	NA	NA	NA	NA	NA	NA	NA	NA	NA	NA	34.78	22.73	12.05	NA	NA	NA
S-19	11/11/2008 k	7100	500	600	25	1010	NA	NA	NA	NA	NA	NA	NA	NA	34.78	22.87	11.91	NA	1.0	62
S-19	11/11/2008 l	2300	110	160	43	280	NA	NA	NA	NA	NA	NA	NA	NA	34.78	22.87	11.91	NA	1.3	71
S-19	12/18/2008	2900	190	300	41	420	NA	NA	NA	NA	NA	NA	NA	NA	34.57	22.60	11.97	NA	NA	NA
S-19	1/5/2009	3400	230	250	50	380	NA	NA	NA	NA	NA	NA	NA	NA	34.57	22.56	12.01	NA	NA	NA
S-19	1/15/2009	3100	340	540	70	440	NA	NA	NA	NA	NA	NA	NA	NA	34.57	22.31	12.26	NA	NA	NA
S-19	2/12/2009	1300	130	180	37	190	NA	NA	NA	NA	NA	NA	NA	NA	34.57	22.58	11.99	NA	NA	NA
S-19	3/12/2009	880	110	150	30	160	NA	NA	NA	NA	NA	NA	NA	NA	34.57	22.44	12.13	NA	NA	NA
S-19	4/9/2009	1300	140	190	32	190	NA	NA	NA	NA	NA	NA	NA	NA	34.57	22.02	12.55	NA	0.57	106
S-19	5/18/2009	780	69	87	17	100	NA	NA	NA	NA	NA	NA	NA	NA	34.57	22.04	12.53	NA	6.47	75
S-19	7/23/2009	400	77	59	15	38	NA	NA	NA	NA	NA	NA	NA	NA	34.57	22.40	12.17	NA	0.06	31
S-20	11/7/2008	NA	NA	NA	NA	NA	NA	NA	NA	NA	NA	NA	NA	NA	34.50	22.80	11.70	NA	NA	NA
S-20	11/11/2008 k	13000	1300	1600	80	1920	NA	NA	NA	NA	NA	NA	NA	NA	34.50	22.90	11.60	NA	0.8	-39
S-20	11/11/2008 l	16000	1100	1800	220	1930	NA	NA	NA	NA	NA	NA	NA	NA	34.50	22.90	11.60	NA	2.6	-64
S-20	1/5/2009	17000	1500	1700	320	1900	NA	NA	NA	NA	NA	NA	NA	NA	34.50	22.78	11.72	NA	NA	NA
S-20	2/12/2009	11000	1300	1400	230	1600	NA	NA	NA	NA	NA	NA	NA	NA	34.50	22.80	11.70	NA	2.6	-64
S-20	3/12/2009	19000	2700	3200	390	3100	NA	NA	NA	NA	NA	NA	NA	NA	34.50	22.40	12.10	NA	NA	NA
S-20	4/9/2009	8200	80	480	220	490	NA	NA	NA	NA	NA	NA	NA	NA	34.50	22.90	11.60	NA	13.80	578
S-20	5/18/2009	21000	970	1500	630	4800	NA	NA	NA	NA	NA	NA	NA	NA	34.50	22.42	12.08	NA	4.58	197
S-20	7/23/2009	41000	4900	2900	990	7300	NA	NA	NA	NA	NA	NA	NA	NA	34.50	22.73	11.77	NA	0.27	419
S-21A	11/7/2008	NA	NA	NA	NA	NA	NA	NA	NA	NA	NA	NA	NA	NA	35.81	23.73	12.08	NA	NA	NA
S-21A	11/11/2008 k	96000	6100	11000	1700	10500	NA	NA	NA	NA	NA	NA	NA	NA	35.81	23.86	11.95	NA	1.6	-42

**WELL CONCENTRATIONS - TABLE 1**  
**Former Shell Service Station**  
**461 8th Street**  
**Oakland, CA**

Well ID	Date	TPPH (ug/L)	B (ug/L)	T (ug/L)	E (ug/L)	X (ug/L)	MTBE 8020 (ug/L)	MTBE 8260 (ug/L)	DIPE (ug/L)	ETBE (ug/L)	TAME (ug/L)	TBA (ug/L)	EDC (ug/L)	EDB (ug/L)	TOC (MSL)	Depth to Water (ft.)	GW Elevation (MSL)	SPH Thickness (ft.)	D.O. (mg/L)	O.R.P. (mV)
S-21A	11/11/2008	87000	6300	13000	1700	10300	NA	NA	NA	NA	NA	NA	NA	NA	35.81	23.86	11.95	NA	1.8	-51
S-21A	12/18/2008	17000	3700	1200	170	47	NA	NA	NA	NA	NA	NA	NA	NA	35.80	23.91	11.89	NA	NA	NA
S-21A	1/5/2009	28000	3100	2900	450	1100	NA	NA	NA	NA	NA	NA	NA	NA	35.80	23.78	12.02	NA	NA	NA
S-21A	1/15/2009	9700	2100	290	45	<25	NA	NA	NA	NA	NA	NA	NA	NA	35.80	23.53	12.27	NA	NA	NA
S-21A	2/12/2009	19000	3100	2500	330	500	NA	NA	NA	NA	NA	NA	NA	NA	35.80	23.83	11.97	NA	NA	NA
S-21A	3/12/2009	31000	2600	3800	810	3700	NA	NA	NA	NA	NA	NA	NA	NA	35.80	23.35	12.45	NA	NA	NA
S-21A	4/9/2009	7800	700	750	130	<25	NA	NA	NA	NA	NA	NA	NA	NA	35.80	24.00	11.80	NA	0.91	304
S-21A	5/18/2009	15000	1800	2200	390	1900	NA	NA	NA	NA	NA	NA	NA	NA	35.80	23.46	12.34	NA	2.37	529
S-21A	7/23/2009	51000	4800	7100	1100	7000	NA	NA	NA	NA	NA	NA	NA	NA	35.80	23.85	11.95	NA	0.14	-3
S-21B	11/7/2008	NA	NA	NA	NA	NA	NA	NA	NA	NA	NA	NA	NA	NA	35.79	23.68	12.11	NA	NA	NA
S-21B	11/11/2008 k	3200	49	300	93	510	NA	NA	NA	NA	NA	NA	NA	NA	35.79	23.80	11.99	NA	0.4	-108
S-21B	11/11/2008 l	7500	67	470	150	960	NA	NA	NA	NA	NA	NA	NA	NA	35.79	23.80	11.99	NA	5.6	-135
S-21B	12/18/2008	5300	36	310	120	770	NA	NA	NA	NA	NA	NA	NA	NA	35.76	23.72	12.04	NA	NA	NA
S-21B	1/5/2009	5400	35	200	93	600	NA	NA	NA	NA	NA	NA	NA	NA	35.76	23.70	12.06	NA	NA	NA
S-21B	1/15/2009	3300	30	150	78	470	NA	NA	NA	NA	NA	NA	NA	NA	35.76	23.43	12.33	NA	NA	NA
S-21B	2/12/2009	2800	12	100	69	450	NA	NA	NA	NA	NA	NA	NA	NA	35.76	23.81	11.95	NA	NA	NA
S-21B	3/12/2009	2300	9.4	72	50	320	NA	NA	NA	NA	NA	NA	NA	NA	35.76	23.32	12.44	NA	NA	NA
S-21B	4/9/2009	890	14	55	19	140	NA	NA	NA	NA	NA	NA	NA	NA	35.76	23.20	12.56	NA	0.56	453
S-21B	5/18/2009	390	6.8	14	12	27	NA	NA	NA	NA	NA	NA	NA	NA	35.76	23.24	12.52	NA	1.62	458
S-21B	6/17/2009	NA	NA	NA	NA	NA	NA	NA	NA	NA	NA	NA	NA	NA	35.76	23.40	12.36	NA	NA	NA
S-21B	7/23/2009	920	5.0	17	28	120	NA	NA	NA	NA	NA	NA	NA	NA	35.76	23.52	12.24	NA	0.26	37
S-22A	11/7/2008	NA	NA	NA	NA	NA	NA	NA	NA	NA	NA	NA	NA	NA	35.08	22.91	12.17	NA	NA	NA
S-22A	11/11/2008 k	84000	8500	11000	2200	13900	NA	NA	NA	NA	NA	NA	NA	NA	35.08	23.15	11.93	NA	1.0	117
S-22A	11/11/2008 l	85000	7600	10000	2500	12400	NA	NA	NA	NA	NA	NA	NA	NA	35.08	23.15	11.93	NA	1.6	100
S-22A	12/18/2008	42000	6300	6600	1200	4400	NA	NA	NA	NA	NA	NA	NA	NA	35.06	23.03	12.03	NA	NA	NA
S-22A	1/5/2009	56000	4500	5300	1200	6400	NA	NA	NA	NA	NA	NA	NA	NA	35.06	23.03	12.03	NA	NA	NA
S-22A	1/15/2009	25000	5900	4400	740	1570	NA	NA	NA	NA	NA	NA	NA	NA	35.06	22.84	12.22	NA	NA	NA
S-22A	2/12/2009	43000	6700	6600	1200	5000	NA	NA	NA	NA	NA	NA	NA	NA	35.06	23.15	11.91	NA	NA	NA
S-22A	3/12/2009	35000	4600	4600	980	4600	NA	NA	NA	NA	NA	NA	NA	NA	35.06	22.65	12.41	NA	NA	NA
S-22A	4/9/2009	22000	120	1900	680	3400	NA	NA	NA	NA	NA	NA	NA	NA	35.06	22.88	12.18	NA	8.41	556
S-22A	5/18/2009	25000	4700	1300	590	3700	NA	NA	NA	NA	NA	NA	NA	NA	35.06	22.83	12.23	NA	2.46	539
S-22A	7/23/2009	40000	5100	4800	700	4900	NA	NA	NA	NA	NA	NA	NA	NA	35.06	23.01	12.05	NA	0.18	167
S-22B	11/7/2008	NA	NA	NA	NA	NA	NA	NA	NA	NA	NA	NA	NA	NA	35.15	23.06	12.09	NA	NA	NA

**WELL CONCENTRATIONS - TABLE 1**

Former Shell Service Station

461 8th Street

Oakland, CA

Well ID	Date	TPPH (ug/L)	B (ug/L)	T (ug/L)	E (ug/L)	X (ug/L)	MTBE 8020 (ug/L)	MTBE 8260 (ug/L)	DIPE (ug/L)	ETBE (ug/L)	TAME (ug/L)	TBA (ug/L)	EDC (ug/L)	EDB (ug/L)	TOC (MSL)	Depth to Water (ft.)	GW Elevation (MSL)	SPH Thickness (ft.)	D.O. (mg/L)	O.R.P. (mV)
S-22B	11/11/2008 k	<50	<0.50	<1.0	<1.0	1.2	NA	NA	NA	NA	NA	NA	NA	NA	35.15	23.20	11.95	NA	0.9	92
S-22B	11/11/2008 l	360	3.3	12	5.8	38	NA	NA	NA	NA	NA	NA	NA	NA	35.15	23.20	11.95	NA	1.6	90
S-22B	12/18/2008	150	2.9	6.1	2.9	17.5	NA	NA	NA	NA	NA	NA	NA	NA	35.24	23.26	11.98	NA	NA	NA
S-22B	1/5/2009	110	1.9	5.0	2.6	11	NA	NA	NA	NA	NA	NA	NA	NA	35.24	28.12	7.12	NA	NA	NA
S-22B	1/15/2009	59	1.3	1.9	1.6	<1.0	NA	NA	NA	NA	NA	NA	NA	NA	35.24	22.90	12.34	NA	NA	NA
S-22B	2/12/2009	290	11	6.8	7.9	19	NA	NA	NA	NA	NA	NA	NA	NA	35.24	23.02	12.22	NA	NA	NA
S-22B	3/12/2009	390	4.4	4.6	3.8	12	NA	NA	NA	NA	NA	NA	NA	NA	35.24	22.86	12.38	NA	NA	NA
S-22B	4/9/2009	280	5.3	2.5	4.0	6.8	NA	NA	NA	NA	NA	NA	NA	NA	35.24	22.62	12.62	NA	2.24	164
S-22B	5/18/2009	170	3.7	2.9	2.4	8.6	NA	NA	NA	NA	NA	NA	NA	NA	35.24	22.62	12.62	NA	1.42	-171
S-22B	7/23/2009	160	8.9	5.7	3.8	12	NA	NA	NA	NA	NA	NA	NA	NA	35.24	22.65	12.59	NA	0.15	28
S-23	11/17/2008	NA	NA	NA	NA	NA	NA	NA	NA	NA	NA	NA	NA	NA	35.77	23.28	12.49	NA	NA	NA
S-23	11/11/2008 k	8800	640	610	82	1260	NA	NA	NA	NA	NA	NA	NA	NA	35.77	23.58	12.19	NA	NA	NA
S-23	11/11/2008 l	6400	520	640	34	760	NA	NA	NA	NA	NA	NA	NA	NA	35.77	23.58	12.19	NA	NA	NA
S-23	1/5/2009	830	63	98	14	58	NA	NA	NA	NA	NA	NA	NA	NA	35.75	23.51	12.24	NA	NA	NA
S-23	2/12/2009	3400	160	320	55	430	NA	NA	NA	NA	NA	NA	NA	NA	35.75	23.62	12.13	NA	NA	NA
S-23	3/12/2009	4600	210	460	71	610	NA	NA	NA	NA	NA	NA	NA	NA	35.75	23.03	12.72	NA	NA	NA
S-23	4/9/2009	2700	180	95	33	<5.0	NA	NA	NA	NA	NA	NA	NA	NA	35.75	22.98	12.77	NA	1.24	567
S-23	5/18/2009	3000	350	440	79	300	NA	NA	NA	NA	NA	NA	NA	NA	35.75	23.18	12.57	NA	19.77	503
S-23	7/23/2009	2900	180	400	67	340	NA	NA	NA	NA	NA	NA	NA	NA	35.75	23.48	12.27	NA	0.21	133
AS-1	12/17/2007	NA	NA	NA	NA	NA	NA	NA	NA	NA	NA	NA	NA	NA	35.33	22.91	12.42	NA	NA	NA
AS-1	2/8/2008	130 h	1.1	3.4	<1.0	5.4	NA	<1.0	NA	NA	NA	NA	<0.50	<1.0	35.33	22.62	12.71	NA	NA	NA
AS-1	5/8/2008	<50 h	<0.50	<1.0	<1.0	<1.0	NA	<1.0	NA	NA	NA	NA	<0.50	<1.0	35.33	27.78	7.55	NA	NA	NA
OW-1	4/9/2009	Well dry	NA	NA	NA	NA	NA	NA	NA	NA	NA	NA	NA	NA	NA	NA	NA	NA	NA	NA
OW-1	5/18/2009	Well dry	NA	NA	NA	NA	NA	NA	NA	NA	NA	NA	NA	NA	NA	NA	NA	NA	NA	NA



**WELL CONCENTRATIONS - TABLE 1**  
**Former Shell Service Station**  
**461 8th Street**  
**Oakland, CA**

Well ID	Date	TPPH (ug/L)	B (ug/L)	T (ug/L)	E (ug/L)	X (ug/L)	MTBE 8020 (ug/L)	MTBE 8260 (ug/L)	DIPE (ug/L)	ETBE (ug/L)	TAME (ug/L)	TBA (ug/L)	EDC (ug/L)	EDB (ug/L)	TOC (MSL)	Depth to Water (ft.)	GW Elevation (MSL)	SPH Thickness (ft.)	D.O. (mg/L)	O.R.P. (m/V)
---------	------	----------------	-------------	-------------	-------------	-------------	------------------------	------------------------	----------------	----------------	----------------	---------------	---------------	---------------	--------------	----------------------------	--------------------------	---------------------------	----------------	-----------------

Abbreviations:

TPPH = Total petroleum hydrocarbons as gasoline by EPA Method 8260B; prior to July 25, 2001, analyzed by EPA Method 8015.

BTEX = Benzene, toluene, ethylbenzene, xylenes by EPA Method 8260B; prior to July 25, 2001, analyzed by EPA Method 8020.

MTBE = Methyl tertiary butyl ether

ETBE = Ethyl tertiary butyl ether, analyzed by EPA Method 8260B.

DIPE = Di-isopropyl ether, analyzed by EPA Method 8260B.

TAME = Tertiary amyl methyl ether, analyzed by EPA Method 8260B.

TBA = Tertiary butyl alcohol, analyzed by EPA Method 8260B.

EDC = 1,2-Dichloroethane, analyzed by EPA Method 8260B.

EDB = 1,2-Dibromoethane, analyzed by EPA Method 8260B.

TOC = Top of Casing Elevation

TOB = Top of Wellbox Elevation

SPH = Separate-Phase Hydrocarbons

GW = Groundwater

ug/L = Parts per billion

MSL = Mean sea level

ft. = Feet

D.O. = Dissolved Oxygen

O.R.P. = Oxygen Redox Potential

mg/L = Parts per million

mV = Microvolts

<n = Below detection limit

(D) = Duplicate sample

NA = Not applicable

**WELL CONCENTRATIONS - TABLE 1**  
**Former Shell Service Station**  
**461 8th Street**  
**Oakland, CA**

Well ID	Date	TPPH (ug/L)	B (ug/L)	T (ug/L)	E (ug/L)	X (ug/L)	MTBE 8020 (ug/L)	MTBE 8260 (ug/L)	DIPE (ug/L)	ETBE (ug/L)	TAME (ug/L)	TBA (ug/L)	EDC (ug/L)	EDB (ug/L)	TOC (MSL)	Depth to Water (ft.)	GW Elevation (MSL)	SPH Thickness (ft.)	D.O. (mg/L)	O.R.P. (m/V)
---------	------	----------------	-------------	-------------	-------------	-------------	------------------------	------------------------	----------------	----------------	----------------	---------------	---------------	---------------	--------------	----------------------------	--------------------------	---------------------------	----------------	-----------------

Notes:

a = Ethylbenzene and xylenes combined.

b = This sample analyzed outside of EPA recommended holding time.

c = Depth to water measured from Top of Casing; elevation unknown.

d = Grab sampled.

e = Casing broken; Top of Casing elevation unknown.

f = SPH detected at <0.01 feet.

g = S-6 was purged prior to sampling.

h = Analyzed by EPA Method 8015B (M).

i = The sample chromatographic pattern for TPH does not match the chromatographic pattern of the specified standard. Quantitation of the unknown hydrocarbon(s) in the sample was based upon the specified standard.

j = Analyte was detected at a concentration below the reporting limit and above the laboratory method detection limit. Reported value is estimated.

k = Pre-purge sample

l = Post-purge sample

\* = Prior to December 22, 1994, well elevations taken from Top of Casing.

Beginning July 18, 2002, well elevations taken from Top of Casing.

Site surveyed March 5, 2002 by Virgil Chavez Land Surveying of Vallejo, CA.

Site surveyed December 18, 2007 by Virgil Chavez Land Surveying of Vallejo, CA.

Wells S-14R and S-19 through S-23 surveyed on November 11, 2008 by Virgil Chavez Land Surveying of Vallejo, CA.

**WELL CONCENTRATIONS - TABLE 2**

Former Shell Service Station

461 8th Street

Oakland, CA

Well ID	Date	Dissolved Arsenic (ug/L)	Total Arsenic (ug/L)	Dissolved Chromium (ug/L)	Total Chromium (ug/L)	Dissolved Nickel (ug/L)	Total Nickel (ug/L)	Dissolved Iron (ug/L)	Total Iron (ug/L)	Dissolved Manganese (ug/L)	Total Manganese (ug/L)	Chloride (mg/L)	Bromide (mg/L)	Nitrate (mg/L)	Sulfate (mg/L)	Hexavalent Chromium (ug/L)	Total Suspended Solids (mg/L)	Iron (II) (mg/L)	Iron (III) (mg/L)	Bromate (mg/L)
S-8	11/11/2008	<10.0	16.3	27.0	428	5.99	82.0	<100	8510	<5.00	2460	32	0.16	4.4	27	22	107	<0.10	8.51	<1
S-8	12/18/2008	<10.0	<10.0	11.5	86.8	16.1	33.3	<100	2080	733	1110	32	<0.10	3.1	21	9.3	20	<0.10	NA	NA
S-8	01/05/2009	<10.0	<10.0	17.2	177	10.0	38.0	<100	6140	471	1150	36	0.15	3.8	33	16	83	<0.10	NA	NA
S-8	01/15/2009	<10.0	<10.0	23.5	51.7	7.79	20.6	<100	3700	379	595	33	0.16	3.4	26	13	120	<0.10	3.70	NA
S-8	02/12/2009	<10.0	<10.0	21.9	46.7	5.57	14.0	<100	1790	68.7	289	30	0.16	3.9	25	23	43	<0.10	NA	NA
S-8	03/12/2009	<10.0	<10.0	17.3	32.3	5.13	7.95	<100	937	239	323	22	0.12	2.9	20	15	46	<0.10	0.937	NA
S-8	04/09/2009	119	140	3930	4670	12600	12500	NA	NA	NA	NA	NA	NA	NA	34000	140	144	NA	NA	NA
S-8	07/23/2009	<10.0	<10.0	17.2	26.2	32.8	34.8	NA	NA	NA	NA	NA	NA	NA	83	15	39	NA	NA	NA
S-9	11/11/2008	<10.0	<10.0	<5.00	207	5.07	10.7	<100	6400	488	1140	66	0.27	2.7	25	<1.0	140	0.11	6.29	<1
S-9	12/18/2008	<10.0	<10.0	<5.00	214	7.23	10.8	676	4550	845	1100	110	0.25	2.4	32	<1.0	24	0.24	NA	NA
S-9	01/05/2009	<10.0	<10.0	<5.00	88.3	<5.00	<5.00	593	3410	725	942	150	0.76	3.3	37	<1.0	42	0.25	NA	NA
S-9	01/15/2009	<10.0	<10.0	<5.00	203	6.51	11.7	1000	5590	855	1140	160	0.84	3.2	40	<1.0	40	0.62	4.97	NA
S-9	02/12/2009	<10.0	<10.0	<5.00	42.5	5.96	5.47	619	1570	447	444	180	0.98	5.3 b	65	<1.0	18	0.24	NA	NA
S-9	03/12/2009	<10.0	<10.0	<5.00	47.5	5.11	6.91	380	2180	459	591	170	0.76	4.7	47	<1.0	21	0.14	2.04	NA
S-9	04/09/2009	<10.0	<10.0	7.89	52.4	15.5	11.9	NA	NA	NA	NA	NA	NA	NA	48	<1.0	78	NA	NA	NA
S-9	05/18/2009	<10.0	<10.0	6.92	44.1	<5.00	7.17	NA	NA	NA	NA	NA	NA	NA	45	<1.0	7.5	NA	NA	NA
S-9	07/23/2009	<10.0	10.2	5.72	188	6.96	15.2	NA	NA	NA	NA	NA	NA	NA	44	<1.0	149	NA	NA	NA
S-10	12/18/2008	<10.0	<10.0	22.3	47.3	6.35	63.4	168	5000	231	3860	100	0.32	16	180	21	84	<0.10	NA	NA
S-10	01/05/2009	<10.0	<10.0	21.2	53.8	<5.00	36.1	<100	5950	109	3830	94	0.50	17	170	23	108	<0.10	NA	NA
S-10	01/15/2009	<10.0	<10.0	25.1	35.7	<5.00	12.4	<100	2660	132	648	85	0.48	17	150	22	72	<0.10	2.66	NA
S-10	02/12/2009	<10.0	<10.0	22.6	29.4	<5.00	15.5	<100	5750	318	353	77	0.37	14 b	140	25	87	<0.10	NA	NA
S-10	03/12/2009	<10.0	<10.0	20.9	26.3	<5.00	7.22	<100	1420	162	622	72	0.40	12 b	130	14	44	<0.10	1.42	NA
S-12	11/11/2008	<10.0	19.9	<5.00	404	<5.00	509	228	159000	36.9	6780	20	0.11	1.9	22	<1.0	1850	<0.10	159	<1 c
S-12	12/18/2008	<10.0	12.8	<5.00	98.3	<5.00	104	166	40700	155	1150	20	<0.10	1.3	24	3.5	446	<0.10	NA	NA
S-12	01/05/2009	<10.0	20.6	9.20	149	<5.00	153	1220	61900	319	1790	22	0.12	1.8	27	5.2	662	<0.10	NA	NA
S-12	01/15/2009	<10.0	<10.0	7.19	124	<5.00	138	462	52700	223	1490	25	0.16	1.7	25	3.5	550	<0.10	52.7	NA
S-12	02/12/2009	<10.0	<10.0	9.16	85.0	<5.00	84.5	<100	33500	56.5	1110	19	<0.10	1.6	21	9.3	224	<0.10	NA	NA
S-12	03/12/2009	<10.0	<10.0	11.3	41.7	<5.00	37.2	166	14200	48.5	485	14	0.10	1.4	18	8.9	321	<0.10	14.2	NA
S-12	04/09/2009	<10.0	<10.0	15.5	50.5	<5.00	39.0	NA	NA	NA	NA	NA	NA	NA	44	10	573	NA	NA	NA
S-12	07/23/2009	<10.0	10.2	11.5	99.8	<5.00	86.4	NA	NA	NA	NA	NA	NA	NA	30	6.5	350	NA	NA	NA
S-13	11/11/2008	<10.0	<10.0	<5.00	34.1	<5.00	33.2	263	13400	315	415	23	0.11	2.2	20	<1.0	680	<0.10	13.4	<1
S-13	12/18/2008	<10.0	<10.0	<5.00	34.3	<5.00	34.2	756	14800	404	481	27	<0.10	1.9	23	<1.0	205	0.38	NA	NA
S-13	01/05/2009	<10.0	<10.0	<5.00	49.5	<5.00	44.9	496	20100	329	576	25	0.13	1.5	21	<1.0	381	0.43	NA	NA
S-13	01/15/2009	<10.0	<10.0	<5.00	61.8	<5.00	55.8	452	23100	297	513	25	<0.10	4.1	21	<1.0	340	0.46	22.6	NA
S-13	02/12/2009	<10.0	<10.0	<5.00	17.2	17.6	35.0	2,020	8680	1410	1010	36	0.33	3.2	1600	<1.0	163	0.84	NA	NA

WELL CONCENTRATIONS - TABLE 2

Former Shell Service Station

461 8th Street

Oakland, CA

Well ID	Date	Dissolved Arsenic (ug/L)	Total Arsenic (ug/L)	Dissolved Chromium (ug/L)	Total Chromium (ug/L)	Dissolved Nickel (ug/L)	Total Nickel (ug/L)	Dissolved Iron (ug/L)	Total Iron (ug/L)	Dissolved Manganese (ug/L)	Total Manganese (ug/L)	Chloride (mg/L)	Bromide (mg/L)	Nitrate (mg/L)	Sulfate (mg/L)	Hexavalent Chromium (ug/L)	Total Suspended Solids (mg/L)	Iron (II) (mg/L)	Iron (III) (mg/L)	Bromate (mg/L)
S-13	03/12/2009	12.1	<10.0	10.4	<5.00	33.4	32.1	9,480	3600	3930	3710	28	0.20	1.1	2100	<1.0	105	2.7	0.910	NA
S-13	04/09/2009	<10.0	<10.0	1060	303	3080	1080	NA	NA	NA	NA	NA	NA	NA	3900	<5.0 d	242	NA	NA	NA
S-13	05/18/2009	<10.0	<10.0	75.7	95.9	1100	981	NA	NA	NA	NA	NA	NA	NA	2200	<1.0	143	NA	NA	NA
S-13	07/23/2009	<10.0	<10.0	13.3	26.4	228	247	NA	NA	NA	NA	NA	NA	NA	740	7.5	178	NA	NA	NA
S-14R	11/11/2008	<10.0	<10.0	13.0	64.8	<5.00	62.7	<100	23200	244	607	51	0.21	4.1	28	16	397	<0.10	23.2	<1
S-14R	12/18/2008	<10.0	<10.0	<5.00	16.6	6.17	18.7	279	6060	878	938	63	0.17	3.1	48	<1.0	238	<0.10	NA	NA
S-14R	01/05/2009	<10.0	<10.0	8.91	49.9	<5.00	35.3	160	15300	308	577	51	0.23	3.6	41	4.1	323	<0.10	NA	NA
S-14R	01/15/2009	<10.0	<10.0	<5.00	18.6	8.26	17.5	1,410	6220	2450	2450	<1.0	<0.10	0.17	<1.0	<1.0	210	0.83	5.39	NA
S-14R	02/12/2009	<10.0	<10.0	5.54	29.2	<5.00	14.9	104	5690	283	348	43	0.20	3.9	54	<1.0	126	<0.10	NA	NA
S-14R	03/12/2009	<10.0	<10.0	8.89	33.8	5.92	13.9	<100	5490	146	269	28	0.15	2.6	85	5.6	78	<0.10	5.49	NA
S-14R	04/09/2009	<10.0	<10.0	<5.00	24.4	<5.00	16.9	NA	NA	NA	NA	NA	NA	NA	49	<1.0	123	NA	NA	NA
S-14R	05/18/2009	<10.0	<10.0	7.50	25.8	<5.00	9.86	NA	NA	NA	NA	NA	NA	NA	26	17	90	NA	NA	NA
S-14R	07/23/2009	<10.0	<10.0	7.80	39.1	<5.00	21.0	NA	NA	NA	NA	NA	NA	NA	43	5.9	71	NA	NA	NA
S-17	01/15/2009	<10.0	23.4	<5.00	321	<5.00	329	747	112000	343	1450	19	<0.10	2.0	24	<1.0	600	<0.10	112	NA
S-17	02/12/2009	<10.0	16.8	<5.00	627	79.2	748	232	208000	1,320	4030	20	0.16	1.2	950	<1.0	3920	<0.10	NA	NA
S-17	03/12/2009	<10.0	<10.0	<5.00	17.8	38.1	87.9	556	4870	796	868	13	<0.10	0.82	290	<1.0	2760	<0.10	4.87	NA
S-17	04/09/2009	<10.0	<10.0	7.07	36.9	42.3	85.8	NA	NA	NA	NA	NA	NA	NA	220	<1.0	1740	NA	NA	NA
S-17	05/18/2009	<10.0	<10.0	26.1	131	18.5	115	NA	NA	NA	NA	NA	NA	NA	120	20	1600	NA	NA	NA
S-17	07/23/2009	<10.0	20.2	11.6	280	10.2	253	NA	NA	NA	NA	NA	NA	NA	130	8.3	663	NA	NA	NA
S-18	01/15/2009	<10.0	25.0	<5.00	210	<5.00	243	1130	86300	459	1340	21	0.25	0.74	15	<1.0	340	0.12	86.2	NA
S-18	02/12/2009	<10.0	<10.0	<5.00	56.8	8.98	20.5	1310	8080	1970	339	28	0.28	0.70	670	<1.0	3,890	<0.10	NA	NA
S-18	03/12/2009	10.6	55.4	<5.00	396	31.9	448	2710	147000	3260	4090	31	0.22	0.32	1,800	<1.0	1,130	<0.10	147	NA
S-18	05/18/2009	<10.0	<10.0	110	230	862	1,150	NA	NA	NA	NA	NA	NA	NA	3,000	2	1,460	NA	NA	NA
S-18	07/23/2009	<10.0	13.9	<5.00	92.5	180	258	NA	NA	NA	NA	NA	NA	NA	2,700	1.2	351	NA	NA	NA
S-19	11/11/2008	<10.0	<10.0	35.2	44.4	<5.00	7.39	<100	3000	22.8	105	47	0.22	3.2	25	36	105	<0.10	3.00	<1
S-19	12/18/2008	<10.0	<10.0	32.0	66.6	<5.00	20.4	136	7850	79.2	317	49	0.13	2.0	26	31	191	<0.10	NA	NA
S-19	01/05/2009	<10.0	<10.0	26.7	62.7	<5.00	22.0	179	10500	88.5	421	47	0.23	2.1	31	22	329	<0.10	NA	NA
S-19	01/15/2009	<10.0	<10.0	22.6	70.4	<5.00	27.3	<100	11200	191	483	42	0.28	1.8	86	20	230	<0.10	11.2	NA
S-19	02/12/2009	<10.0	<10.0	28.5	59.1	<5.00	20.6	102	8150	205	354	40	0.20	2.5	350	29	204	<0.10	NA	NA
S-19	03/12/2009	<10.0	<10.0	41.1	46.6	<5.00	8.62	<100	3100	138	224	28	0.13	2.0	300	34	252	<0.10	3.10	NA
S-19	04/09/2009	<10.0	<10.0	33.3	60.0	11.7	34.0	NA	NA	NA	NA	NA	NA	NA	150	36	282	NA	NA	NA
S-19	05/18/2009	<10.0	<10.0	31.6	67.7	<5.00	19.6	NA	NA	NA	NA	NA	NA	NA	54	33	183	NA	NA	NA
S-19	07/23/2009	<10.0	<10.0	27.9	81.9	<5.00	32.9	NA	NA	NA	NA	NA	NA	NA	43	27	282	NA	NA	NA
S-20	11/11/2008	<10.0	12.9	30.7	53.5	<5.00	26.9	<100	10500	<5.00	249	27	0.13	2.7	26	31	252	<0.10	10.5	<1

WELL CONCENTRATIONS - TABLE 2

Former Shell Service Station

461 8th Street

Oakland, CA

Well ID	Date	Dissolved Arsenic (ug/L)	Total Arsenic (ug/L)	Dissolved Chromium (ug/L)	Total Chromium (ug/L)	Dissolved Nickel (ug/L)	Total Nickel (ug/L)	Dissolved Iron (ug/L)	Total Iron (ug/L)	Dissolved Manganese (ug/L)	Total Manganese (ug/L)	Chloride (mg/L)	Bromide (mg/L)	Nitrate (mg/L)	Sulfate (mg/L)	Hexavalent Chromium (ug/L)	Total Suspended Solids (mg/L)	Iron (II) (mg/L)	Iron (III) (mg/L)	Bromate (mg/L)
S-20	02/12/2009	<10.0	<10.0	33.4	60.6	<5.00	23.3	<100	8410	73.9	259	38	0.24	2.9	150	29	205	<0.10	NA	NA
S-20	03/12/2009	<10.0	<10.0	34.5	52.7	<5.00	15.3	<100	5530	636	1160	36	0.44	2.0	720	21	30	<0.10	5.53	NA
S-20	04/09/2009	<10.0	<10.0	1,490	809	5070	3310	NA	NA	NA	NA	NA	NA	NA	7200	23	428	NA	NA	NA
S-20	05/18/2009	<10.0	<10.0	129	134	1160	1170	NA	NA	NA	NA	NA	NA	NA	2700	6.0	61	NA	NA	NA
S-20	07/23/2009	10.5	13.1	220	137	720	626	NA	NA	NA	NA	NA	NA	NA	3900	90	68	NA	NA	NA
S-21A	11/11/2008	<10.0	38.4	<5.00	1,090	5.39	1390	<100	384000	2990	9000	90	0.98	<0.10	18	<1.0	7510	0.16	384	<1 c
S-21A	12/18/2008	<10.0	43.3	1,720	1,650	8240	7260	256000	311000	119000	85800	95	<0.50 d	0.51 d	18000	4.4	2470	0.15	NA	NA
S-21A	01/05/2009	<10.0	86.6	501	922	3030	3080	45100	292000	39600	34800	83	1.9	0.42	6200	1.4	3890	0.20	NA	NA
S-21A	01/15/2009	214	100	4,420	3,590	10900	9290	1390000	1060000	152000	140000	62	<1.0	4.9	30000	11	860	<0.10	1060	NA
S-21A	02/12/2009	<10.0	35.0	658	1,370	2270	3230	80000	361000	24000	29000	87	24	0.90	6400	1.3	2530	0.16	NA	NA
S-21A	03/12/2009	<10.0	<10.0	68.8	64.5	520	457	1400	6240	6070	5290	61	0.66	1.3	1100	<1.0	501	0.11	6.13	NA
S-21A	04/09/2009	<10.0	<10.0	4,180	4,270	10000	10200	NA	NA	NA	NA	NA	NA	NA	26000	<10 d	380	NA	NA	NA
S-21A	05/18/2009	<10.0	<10.0	214	221	1510	1450	NA	NA	NA	NA	NA	NA	NA	2500	2.2	409	NA	NA	NA
S-21A	07/23/2009	<10.0	41.9	<5.00	381	374	536	NA	NA	NA	NA	NA	NA	NA	1100	<1.0	1220	NA	NA	NA
S-21B	11/11/2008	<10.0	12.0	44.8	54.6	<5.00	6.07	<100	2,120	<5.00	61.6	37	0.17	5.3	40	43	42	<0.10	2.12	<1
S-21B	12/18/2008	<10.0	<10.0	24.7	25.9	<5.00	<5.00	<100	116	5.68	10.3	42	<0.10	4.7	50	22	20	<0.10	NA	NA
S-21B	01/05/2009	<10.0	<10.0	25.2	25.9	<5.00	<5.00	<100	825	<5.00	23.2	44	0.24	4.4	50	20	55	<0.10	NA	NA
S-21B	01/15/2009	<10.0	<10.0	21.9	18.7	<5.00	<5.00	<100	200	<5.00	7.96	39	0.18	4.3	56	18	17	<0.10	0.200	NA
S-21B	02/12/2009	<10.0	<10.0	22.5	23.0	<5.00	<5.00	<100	842	<5.00	29.0	44	0.21	4.6 b	66	21	46	<0.10	NA	NA
S-21B	03/12/2009	<10.0	<10.0	19.6	20.8	<5.00	<5.00	<100	758	<5.00	21.1	29	0.10	3.7	44	16	25	<0.10	0.758	NA
S-21B	04/09/2009	<10.0	<10.0	23.7	106	<5.00	68.6	NA	NA	NA	NA	NA	NA	NA	41	23	3030	NA	NA	NA
S-21B	05/18/2009	<10.0	<10.0	28.8	29.8	<5.00	<5.00	NA	NA	NA	NA	NA	NA	NA	320	150 f	77	NA	NA	NA
S-21B	06/17/2009	NA	NA	25.9	27.0	NA	NA	NA	NA	NA	NA	NA	NA	NA	NA	27	NA	NA	NA	NA
S-21B	07/23/2009	<10.0	<10.0	29.6	30.6	<5.00	<5.00	NA	NA	NA	NA	NA	NA	NA	140	31	14	NA	NA	NA
S-22A	11/11/2008	<10.0	70.3	<5.00	1,420	<5.00	1890	145	546000	2710	10500	82	1.2	<0.10	13	<1.0	4770	2.6	543	<1 c
S-22A	12/18/2008	<10.0	170	362	1,290	2590	3620	55100	469000	36300	38700	92	<1.0 d	<1.0 d, e	5100	5.8	1780	0.27	NA	NA
S-22A	01/05/2009	<10.0	132	<5.00	665	476	1090	5780	313000	8980	10700	77	1.2	0.26	1200	<1.0	9200	1.4	NA	NA
S-22A	01/15/2009	<10.0	171	1,760	2,450	6170	6510	281000	641000	66600	65200	59	5.5	1.4	15000	48	1480	<0.10	641	NA
S-22A	02/12/2009	<10.0	89.9	16.6	1,170	899	1250	203	354000	11800	13000	86	2.3	0.34	1700	1.2	3860	<0.10	NA	NA
S-22A	03/12/2009	<10.0	143	<5.00	997	366	760	304	319000	6920	8430	61	1.2	0.13	850	<1.0	1570	<0.10	319	NA
S-22A	04/09/2009	<10.0	<10.0	1,080	1,160	4400	4530	NA	NA	NA	NA	NA	NA	NA	6800	26	2500	NA	NA	NA
S-22A	05/18/2009	<10.0	<10.0	209	309	2440	2420	NA	NA	NA	NA	NA	NA	NA	7000	<2.0 d	1670	NA	NA	NA
S-22A	07/23/2009	<10.0	<10.0	143	558	2910	2880	NA	NA	NA	NA	NA	NA	NA	8900	<1.0	214	NA	NA	NA
S-22B	11/11/2008	<10.0	<10.0	25.7	30.2	<5.00	<5.00	<100	1210	<5.00	24.8	17	<0.10	1.5	19	27	18	<0.10	1.21	<1
S-22B	12/18/2008	<10.0	<10.0	24.3	29.3	<5.00	<5.00	166	1850	6.12	42.5	19	<0.10	1.3	21	24	28	<0.10	NA	NA

**WELL CONCENTRATIONS - TABLE 2**

Former Shell Service Station

461 8th Street

Oakland, CA

Well ID	Date	Dissolved Arsenic (ug/L)	Total Arsenic (ug/L)	Dissolved Chromium (ug/L)	Total Chromium (ug/L)	Dissolved Nickel (ug/L)	Total Nickel (ug/L)	Dissolved Iron (ug/L)	Total Iron (ug/L)	Dissolved Manganese (ug/L)	Total Manganese (ug/L)	Chloride (mg/L)	Bromide (mg/L)	Nitrate (mg/L)	Sulfate (mg/L)	Hexavalent Chromium (ug/L)	Total Suspended Solids (mg/L)	Iron (II) (mg/L)	Iron (III) (mg/L)	Bromate (mg/L)
S-22B	01/05/2009	<10.0	<10.0	38.0	41.8	<5.00	<5.00	109	1250	7.36	25.3	45	<0.10	1.4	270	34	18	<0.10	NA	NA
S-22B	01/15/2009	<10.0	<10.0	88.4	79.1	7.69	7.65	<100	610	9.81	22.5	24	0.27	1.7	1300	80	12	<0.10	0.610	NA
S-22B	02/12/2009	<10.0	<10.0	436	450	984	1030	<100	590	9800	10300	40	<0.20	2.4	11000	500	86	<0.10	NA	NA
S-22B	03/12/2009	15.3	17.0	551	522	2760	2520	<100	227	17900	16500	24 d	<0.50 d	1.1 d	11000	560	34	<0.10	0.227	NA
S-22B	04/09/2009	<10.0	<10.0	337	279	7640	6900	NA	NA	NA	NA	NA	NA	NA	9400	260	66	NA	NA	NA
S-22B	05/18/2009	<10.0	<10.0	187	192	5670	5470	NA	NA	NA	NA	NA	NA	NA	6400	190	56	NA	NA	NA
S-22B	07/23/2009	<10.0	<10.0	200	200	3890	3790	NA	NA	NA	NA	NA	NA	NA	6100	180 g	122	NA	NA	NA

S-23	02/12/2009	<10.0	<10.0	6.20	26.2	149	141	<100	7840	2580	2450	24	<0.10	1.4	340	5.2	126	<0.10	NA	NA
S-23	03/12/2009	<10.0	<10.0	6.61	14.9	72.8	73.3	<100	2770	1320	1350	16	0.31	0.93	200	4.6	79	<0.10	2.77	NA
S-23	04/09/2009	<10.0	<10.0	894	1,060	3580	3460	NA	NA	NA	NA	NA	NA	NA	9100	18	273	NA	NA	NA
S-23	05/18/2009	<10.0	<10.0	54.0	72.1	285	279	NA	NA	NA	NA	NA	NA	NA	600	35	194	NA	NA	NA
S-23	07/23/2009	<10.0	<10.0	17.1	28.2	35.1	45.4	NA	NA	NA	NA	NA	NA	NA	120	15	75	NA	NA	NA

Abbreviations:

ug/L = Parts per billion

mg/L = Parts per million

<n = Below detection limit

NA = Not analyzed

Arsenic, Chromium, Nickel, Iron and Manganese analyzed by EPA 6010B.

Chloride, Bromide, Nitrate and Sulfate analyzed by EPA 300.0.

Hexavalent Chromium analyzed by EPA 7199.

Total Suspended Solids analyzed by SM 2540 D.

Iron analyzed by SM3500-FeB.

Bromate analyzed by E300.1.

Notes:

b = Dilution analysis was run out of hold time

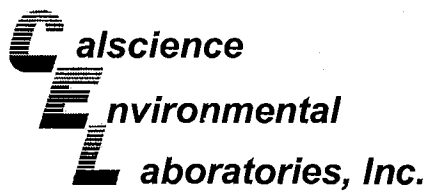
c = Aqueous sample that contains greater than ~1 vol.% sediment.

d = The reporting limit is elevated resulting from matrix interference.

e = Sample analyzed outside recommended holding time.

f = Discrepancy between dissolved chromium, total chromium, and hexavalent chromium. Total and dissolved values are significantly less than hexavalent chromium result.

g = Dilution analysis was performed outside the recommended holding time.



Supplemental Report 1

September 15, 2009

Michael Ninokata  
Blaine Tech Services, Inc.  
1680 Rogers Avenue  
San Jose, CA 95112-1105

Subject: **Calscience Work Order No.: 09-07-1999**  
**Client Reference: 461 8th Street, Oakland, CA**

Dear Client:

Enclosed is an analytical report for the above-referenced project. The samples included in this report were received 7/24/2009 and analyzed in accordance with the attached chain-of-custody.

Unless otherwise noted, all analytical testing was accomplished in accordance with the guidelines established in our Quality Systems Manual, applicable standard operating procedures, and other related documentation. The original report of subcontracted analysis, if any, is provided herein, and follows the standard Calscience data package. The results in this analytical report are limited to the samples tested and any reproduction thereof must be made in its entirety.

If you have any questions regarding this report, please do not hesitate to contact the undersigned.

Sincerely,

A handwritten signature in cursive script that reads "Jessie Lee".

Calscience Environmental  
Laboratories, Inc.  
Jessie Lee  
Project Manager

Case Narrative  
Calscience Work Order No: 09-07-1999

Please note the analytical discrepancy between the Dissolved Chromium and Total Chromium results and the Dissolved Nickel and Total Nickel results for sample 09-07-1999-12 (S-20) at 0.220ppm, 0.137ppm, 0.720ppm and 0.626ppm respectively. In summary, the total chromium and total nickel numbers are significantly less than the dissolved chromium and dissolved nickel.

The sample, S-20 was reanalyzed by the lab and results similar to those originally reported were achieved for both total and dissolved metals.

It is possible that the result anomaly is due to a misidentified or incorrectly labeled sample container. Because of this, the sample labels, sample extracts and preparation logs were checked by the lab for any anomalies or discrepancies in sample ID's or sample labeling and none were noted.

The sample data presented in this report represent the rerun set of analyses.



## Analytical Report



Blaine Tech Services, Inc.  
 1680 Rogers Avenue  
 San Jose, CA 95112-1105

Date Received: 07/24/09  
 Work Order No: 09-07-1999  
 Preparation: EPA 3005A Filt.  
 Method: EPA 6010B  
 Units: mg/L

Project: 461 8th Street, Oakland, CA

Page 1 of 6

Client Sample Number	Lab Sample Number	Date /Time Collected	Matrix	Instrument	Date Prepared	Date/Time Analyzed	QC Batch ID
S-8	09-07-1999-3-E	07/23/09 13:40	Aqueous	ICP 5300	07/27/09	07/29/09 14:17	090727LA2F

Parameter	Result	RL	DF	Qual	Parameter	Result	RL	DF	Qual
Arsenic	ND	0.0100	1		Nickel	0.0328	0.00500	1	
Chromium	0.0172	0.00500	1						

Client Sample Number	Lab Sample Number	Date /Time Collected	Matrix	Instrument	Date Prepared	Date/Time Analyzed	QC Batch ID
S-9	09-07-1999-4-E	07/23/09 13:35	Aqueous	ICP 5300	07/27/09	07/28/09 21:43	090727LA2F

Parameter	Result	RL	DF	Qual	Parameter	Result	RL	DF	Qual
Arsenic	ND	0.0100	1		Nickel	0.00696	0.00500	1	
Chromium	0.00572	0.00500	1						

Client Sample Number	Lab Sample Number	Date /Time Collected	Matrix	Instrument	Date Prepared	Date/Time Analyzed	QC Batch ID
S-12	09-07-1999-6-E	07/23/09 13:15	Aqueous	ICP 5300	07/27/09	07/28/09 21:44	090727LA2F

Parameter	Result	RL	DF	Qual	Parameter	Result	RL	DF	Qual
Arsenic	ND	0.0100	1		Nickel	ND	0.00500	1	
Chromium	0.0115	0.00500	1						

Client Sample Number	Lab Sample Number	Date /Time Collected	Matrix	Instrument	Date Prepared	Date/Time Analyzed	QC Batch ID
S-13	09-07-1999-7-E	07/23/09 13:55	Aqueous	ICP 5300	07/27/09	07/28/09 21:45	090727LA2F

Parameter	Result	RL	DF	Qual	Parameter	Result	RL	DF	Qual
Arsenic	ND	0.0100	1		Nickel	0.228	0.00500	1	
Chromium	0.0133	0.00500	1						

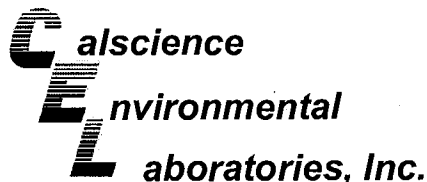
Client Sample Number	Lab Sample Number	Date /Time Collected	Matrix	Instrument	Date Prepared	Date/Time Analyzed	QC Batch ID
S-14R	09-07-1999-8-E	07/23/09 14:00	Aqueous	ICP 5300	07/27/09	07/28/09 21:46	090727LA2F

Parameter	Result	RL	DF	Qual	Parameter	Result	RL	DF	Qual
Arsenic	ND	0.0100	1		Nickel	ND	0.00500	1	
Chromium	0.00780	0.00500	1						

Client Sample Number	Lab Sample Number	Date /Time Collected	Matrix	Instrument	Date Prepared	Date/Time Analyzed	QC Batch ID
S-17	09-07-1999-9-E	07/23/09 13:35	Aqueous	ICP 5300	07/27/09	07/28/09 21:47	090727LA2F

Parameter	Result	RL	DF	Qual	Parameter	Result	RL	DF	Qual
Arsenic	ND	0.0100	1		Nickel	0.0102	0.00500	1	
Chromium	0.0116	0.00500	1						

RL - Reporting Limit , DF - Dilution Factor , Qual - Qualifiers



Analytical Report



Blaine Tech Services, Inc.  
1680 Rogers Avenue  
San Jose, CA 95112-1105

Date Received: 07/24/09  
Work Order No: 09-07-1999  
Preparation: EPA 3005A Filtr.  
Method: EPA 6010B  
Units: mg/L

Project: 461 8th Street, Oakland, CA

Page 2 of 6

Client Sample Number	Lab Sample Number	Date /Time Collected	Matrix	Instrument	Date Prepared	Date/Time Analyzed	QC Batch ID
S-18	09-07-1999-10-E	07/23/09 14:18	Aqueous	ICP 5300	07/27/09	07/28/09 21:48	090727LA2F

Parameter	Result	RL	DF	Qual	Parameter	Result	RL	DF	Qual
Arsenic	ND	0.0100	1		Nickel	0.180	0.00500	1	
Chromium	ND	0.00500	1						

Client Sample Number	Lab Sample Number	Date /Time Collected	Matrix	Instrument	Date Prepared	Date/Time Analyzed	QC Batch ID
S-19	09-07-1999-11-E	07/23/09 13:45	Aqueous	ICP 5300	07/27/09	07/28/09 21:49	090727LA2F

Parameter	Result	RL	DF	Qual	Parameter	Result	RL	DF	Qual
Arsenic	ND	0.0100	1		Nickel	ND	0.00500	1	
Chromium	0.0279	0.00500	1						

Client Sample Number	Lab Sample Number	Date /Time Collected	Matrix	Instrument	Date Prepared	Date/Time Analyzed	QC Batch ID
S-20	09-07-1999-12-E	07/23/09 14:25	Aqueous	ICP 5300	07/27/09	08/07/09 11:28	090727LA2F

Parameter	Result	RL	DF	Qual	Parameter	Result	RL	DF	Qual
Arsenic	0.0105	0.0100	1		Nickel	0.720	0.00500	1	
Chromium	0.220	0.00500	1						

Client Sample Number	Lab Sample Number	Date /Time Collected	Matrix	Instrument	Date Prepared	Date/Time Analyzed	QC Batch ID
S-21A	09-07-1999-13-D	07/23/09 13:45	Aqueous	ICP 5300	07/27/09	07/28/09 21:51	090727LA2F

Parameter	Result	RL	DF	Qual	Parameter	Result	RL	DF	Qual
Arsenic	ND	0.0100	1		Nickel	0.374	0.00500	1	
Chromium	ND	0.00500	1						

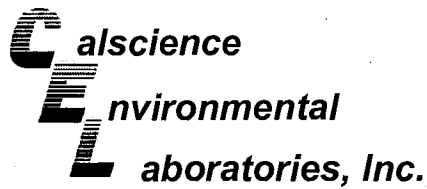
Client Sample Number	Lab Sample Number	Date /Time Collected	Matrix	Instrument	Date Prepared	Date/Time Analyzed	QC Batch ID
S-21B	09-07-1999-14-E	07/23/09 14:05	Aqueous	ICP 5300	07/27/09	07/28/09 21:53	090727LA3F

Parameter	Result	RL	DF	Qual	Parameter	Result	RL	DF	Qual
Arsenic	ND	0.0100	1		Nickel	ND	0.00500	1	
Chromium	0.0296	0.00500	1						

Client Sample Number	Lab Sample Number	Date /Time Collected	Matrix	Instrument	Date Prepared	Date/Time Analyzed	QC Batch ID
S-22A	09-07-1999-15-E	07/23/09 14:20	Aqueous	ICP 5300	07/27/09	07/28/09 21:54	090727LA3F

Parameter	Result	RL	DF	Qual	Parameter	Result	RL	DF	Qual
Arsenic	ND	0.0100	1		Nickel	2.91	0.00500	1	
Chromium	0.143	0.00500	1						

RL - Reporting Limit , DF - Dilution Factor , Qual - Qualifiers



## Analytical Report



Blaine Tech Services, Inc.  
1680 Rogers Avenue  
San Jose, CA 95112-1105

Date Received: 07/24/09  
Work Order No: 09-07-1999  
Preparation: EPA 3005A Filt.  
Method: EPA 6010B  
Units: mg/L

Project: 461 8th Street, Oakland, CA

Page 3 of 6

Client Sample Number	Lab Sample Number	Date /Time Collected	Matrix	Instrument	Date Prepared	Date/Time Analyzed	QC Batch ID
S-22B	09-07-1999-16-E	07/23/09 13:25	Aqueous	ICP 5300	07/27/09	08/05/09 16:01	090727LA3F

Parameter	Result	RL	DF	Qual	Parameter	Result	RL	DF	Qual
Arsenic	ND	0.0100	1		Nickel	3.89	0.00500	1	
Chromium	0.200	0.00500	1						

Client Sample Number	Lab Sample Number	Date /Time Collected	Matrix	Instrument	Date Prepared	Date/Time Analyzed	QC Batch ID
S-23	09-07-1999-17-E	07/23/09 14:10	Aqueous	ICP 5300	07/27/09	07/28/09 21:56	090727LA3F

Parameter	Result	RL	DF	Qual	Parameter	Result	RL	DF	Qual
Arsenic	ND	0.0100	1		Nickel	0.0351	0.00500	1	
Chromium	0.0171	0.00500	1						

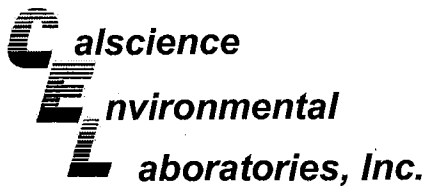
Client Sample Number	Lab Sample Number	Date /Time Collected	Matrix	Instrument	Date Prepared	Date/Time Analyzed	QC Batch ID
Method Blank	097-01-003-9.590	N/A	Aqueous	ICP 5300	07/27/09	07/28/09 20:09	090727LA3F

Parameter	Result	RL	DF	Qual	Parameter	Result	RL	DF	Qual
Arsenic	ND	0.0100	1		Nickel	ND	0.00500	1	
Chromium	ND	0.00500	1						

Client Sample Number	Lab Sample Number	Date /Time Collected	Matrix	Instrument	Date Prepared	Date/Time Analyzed	QC Batch ID
Method Blank	097-01-003-9.592	N/A	Aqueous	ICP 5300	07/27/09	07/28/09 20:08	090727LA2F

Parameter	Result	RL	DF	Qual	Parameter	Result	RL	DF	Qual
Arsenic	ND	0.0100	1		Nickel	ND	0.00500	1	
Chromium	ND	0.00500	1						

RL - Reporting Limit , DF - Dilution Factor , Qual - Qualifiers



## Analytical Report



Blaine Tech Services, Inc.  
1680 Rogers Avenue  
San Jose, CA 95112-1105

Date Received: 07/24/09  
Work Order No: 09-07-1999  
Preparation: EPA 3010A Total  
Method: EPA 6010B  
Units: mg/L

Project: 461 8th Street, Oakland, CA

Page 4 of 6

Client Sample Number	Lab Sample Number	Date /Time Collected	Matrix	Instrument	Date Prepared	Date/Time Analyzed	QC Batch ID
S-8	09-07-1999-3-E	07/23/09 13:40	Aqueous	ICP 5300	07/27/09	07/28/09 20:14	090727LA2

Parameter	Result	RL	DF	Qual	Parameter	Result	RL	DF	Qual
Arsenic	ND	0.0100	1		Nickel	0.0348	0.00500	1	
Chromium	0.0262	0.00500	1						

Client Sample Number	Lab Sample Number	Date /Time Collected	Matrix	Instrument	Date Prepared	Date/Time Analyzed	QC Batch ID
S-9	09-07-1999-4-D	07/23/09 13:35	Aqueous	ICP 5300	07/27/09	07/28/09 21:57	090727LA2

Parameter	Result	RL	DF	Qual	Parameter	Result	RL	DF	Qual
Arsenic	0.0102	0.0100	1		Nickel	0.0152	0.00500	1	
Chromium	0.188	0.00500	1						

Client Sample Number	Lab Sample Number	Date /Time Collected	Matrix	Instrument	Date Prepared	Date/Time Analyzed	QC Batch ID
S-12	09-07-1999-6-D	07/23/09 13:15	Aqueous	ICP 5300	07/27/09	07/28/09 21:58	090727LA2

Parameter	Result	RL	DF	Qual	Parameter	Result	RL	DF	Qual
Arsenic	0.0102	0.0100	1		Nickel	0.0864	0.00500	1	
Chromium	0.0998	0.00500	1						

Client Sample Number	Lab Sample Number	Date /Time Collected	Matrix	Instrument	Date Prepared	Date/Time Analyzed	QC Batch ID
S-13	09-07-1999-7-D	07/23/09 13:55	Aqueous	ICP 5300	07/27/09	07/28/09 21:59	090727LA2

Parameter	Result	RL	DF	Qual	Parameter	Result	RL	DF	Qual
Arsenic	ND	0.0100	1		Nickel	0.247	0.00500	1	
Chromium	0.0264	0.00500	1						

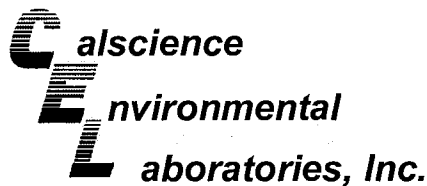
Client Sample Number	Lab Sample Number	Date /Time Collected	Matrix	Instrument	Date Prepared	Date/Time Analyzed	QC Batch ID
S-14R	09-07-1999-8-D	07/23/09 14:00	Aqueous	ICP 5300	07/27/09	07/28/09 22:00	090727LA2

Parameter	Result	RL	DF	Qual	Parameter	Result	RL	DF	Qual
Arsenic	ND	0.0100	1		Nickel	0.0210	0.00500	1	
Chromium	0.0391	0.00500	1						

Client Sample Number	Lab Sample Number	Date /Time Collected	Matrix	Instrument	Date Prepared	Date/Time Analyzed	QC Batch ID
S-17	09-07-1999-9-D	07/23/09 13:35	Aqueous	ICP 5300	07/27/09	07/28/09 22:01	090727LA2

Parameter	Result	RL	DF	Qual	Parameter	Result	RL	DF	Qual
Arsenic	0.0202	0.0100	1		Nickel	0.253	0.00500	1	
Chromium	0.280	0.00500	1						

RL - Reporting Limit , DF - Dilution Factor , Qual - Qualifiers



## Analytical Report



Blaine Tech Services, Inc.  
1680 Rogers Avenue  
San Jose, CA 95112-1105

Date Received: 07/24/09  
Work Order No: 09-07-1999  
Preparation: EPA 3010A Total  
Method: EPA 6010B  
Units: mg/L

Project: 461 8th Street, Oakland, CA

Page 5 of 6

Client Sample Number	Lab Sample Number	Date /Time Collected	Matrix	Instrument	Date Prepared	Date/Time Analyzed	QC Batch ID
S-18	09-07-1999-10-E	07/23/09 14:18	Aqueous	ICP 5300	07/27/09	07/28/09 22:02	090727LA2

Parameter	Result	RL	DF	Qual	Parameter	Result	RL	DF	Qual
Arsenic	0.0139	0.0100	1		Nickel	0.258	0.00500	1	
Chromium	0.0925	0.00500	1						

Client Sample Number	Lab Sample Number	Date /Time Collected	Matrix	Instrument	Date Prepared	Date/Time Analyzed	QC Batch ID
S-19	09-07-1999-11-D	07/23/09 13:45	Aqueous	ICP 5300	07/27/09	07/28/09 22:05	090727LA2

Parameter	Result	RL	DF	Qual	Parameter	Result	RL	DF	Qual
Arsenic	ND	0.0100	1		Nickel	0.0329	0.00500	1	
Chromium	0.0819	0.00500	1						

Client Sample Number	Lab Sample Number	Date /Time Collected	Matrix	Instrument	Date Prepared	Date/Time Analyzed	QC Batch ID
S-20	09-07-1999-12-D	07/23/09 14:25	Aqueous	ICP 5300	07/27/09	08/05/09 16:03	090727LA2

Parameter	Result	RL	DF	Qual	Parameter	Result	RL	DF	Qual
Arsenic	0.0131	0.0100	1		Nickel	0.626	0.00500	1	
Chromium	0.137	0.00500	1						

Client Sample Number	Lab Sample Number	Date /Time Collected	Matrix	Instrument	Date Prepared	Date/Time Analyzed	QC Batch ID
S-21A	09-07-1999-13-E	07/23/09 13:45	Aqueous	ICP 5300	07/27/09	07/28/09 20:19	090727LA3

Parameter	Result	RL	DF	Qual	Parameter	Result	RL	DF	Qual
Arsenic	0.0419	0.0100	1		Nickel	0.536	0.00500	1	
Chromium	0.381	0.00500	1						

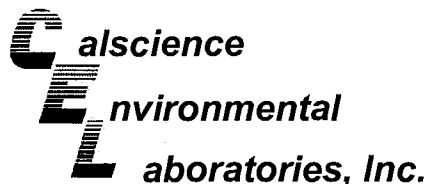
Client Sample Number	Lab Sample Number	Date /Time Collected	Matrix	Instrument	Date Prepared	Date/Time Analyzed	QC Batch ID
S-21B	09-07-1999-14-D	07/23/09 14:05	Aqueous	ICP 5300	07/27/09	07/28/09 22:08	090727LA2

Parameter	Result	RL	DF	Qual	Parameter	Result	RL	DF	Qual
Arsenic	ND	0.0100	1		Nickel	ND	0.00500	1	
Chromium	0.0306	0.00500	1						

Client Sample Number	Lab Sample Number	Date /Time Collected	Matrix	Instrument	Date Prepared	Date/Time Analyzed	QC Batch ID
S-22A	09-07-1999-15-D	07/23/09 14:20	Aqueous	ICP 5300	07/27/09	07/28/09 22:09	090727LA3

Parameter	Result	RL	DF	Qual	Parameter	Result	RL	DF	Qual
Arsenic	ND	0.0100	1		Nickel	2.88	0.00500	1	
Chromium	0.558	0.00500	1						

RL - Reporting Limit    DF - Dilution Factor    Qual - Qualifiers



Analytical Report



Blaine Tech Services, Inc.  
1680 Rogers Avenue  
San Jose, CA 95112-1105

Date Received: 07/24/09  
Work Order No: 09-07-1999  
Preparation: EPA 3010A Total  
Method: EPA 6010B  
Units: mg/L

Project: 461 8th Street, Oakland, CA

Page 6 of 6

Client Sample Number	Lab Sample Number	Date /Time Collected	Matrix	Instrument	Date Prepared	Date/Time Analyzed	QC Batch ID
S-22B	09-07-1999-16-D	07/23/09 13:25	Aqueous	ICP 5300	07/27/09	08/05/09 16:05	090727LA3

Parameter	Result	RL	DF	Qual	Parameter	Result	RL	DF	Qual
Arsenic	ND	0.0100	1		Nickel	3.79	0.00500	1	
Chromium	0.200	0.00500	1						

Client Sample Number	Lab Sample Number	Date /Time Collected	Matrix	Instrument	Date Prepared	Date/Time Analyzed	QC Batch ID
S-23	09-07-1999-17-D	07/23/09 14:10	Aqueous	ICP 5300	07/27/09	07/28/09 22:10	090727LA3

Parameter	Result	RL	DF	Qual	Parameter	Result	RL	DF	Qual
Arsenic	ND	0.0100	1		Nickel	0.0454	0.00500	1	
Chromium	0.0282	0.00500	1						

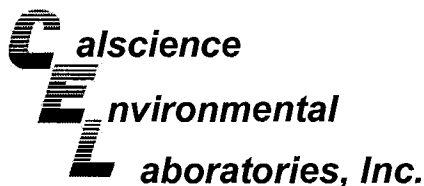
Client Sample Number	Lab Sample Number	Date /Time Collected	Matrix	Instrument	Date Prepared	Date/Time Analyzed	QC Batch ID
Method Blank	097-01-003-9,589	N/A	Aqueous	ICP 5300	07/27/09	07/28/09 20:09	090727LA3

Parameter	Result	RL	DF	Qual	Parameter	Result	RL	DF	Qual
Arsenic	ND	0.0100	1		Nickel	ND	0.00500	1	
Chromium	ND	0.00500	1						

Client Sample Number	Lab Sample Number	Date /Time Collected	Matrix	Instrument	Date Prepared	Date/Time Analyzed	QC Batch ID
Method Blank	097-01-003-9,591	N/A	Aqueous	ICP 5300	07/27/09	07/28/09 20:08	090727LA2

Parameter	Result	RL	DF	Qual	Parameter	Result	RL	DF	Qual
Arsenic	ND	0.0100	1		Nickel	ND	0.00500	1	
Chromium	ND	0.00500	1						

RL - Reporting Limit , DF - Dilution Factor , Qual - Qualifiers



Analytical Report



Blaine Tech Services, Inc.  
1680 Rogers Avenue  
San Jose, CA 95112-1105

Date Received: 07/24/09  
Work Order No: 09-07-1999  
Preparation: N/A  
Method: EPA 7199

Project: 461 8th Street, Oakland, CA

Page 1 of 3

Client Sample Number	Lab Sample Number	Date/Time Collected	Matrix	Instrument	Date Prepared	Date/Time Analyzed	QC Batch ID
S-8	09-07-1999-3-G	07/23/09 13:40	Aqueous	IC 12	N/A	07/24/09 11:37	090724L02

Parameter	Result	RL	DF	Qual	Units
Chromium, Hexavalent	15	1.0	1		ug/L

S-9	09-07-1999-4-G	07/23/09 13:35	Aqueous	IC 12	N/A	07/24/09 11:46	090724L02
-----	----------------	----------------	---------	-------	-----	----------------	-----------

Parameter	Result	RL	DF	Qual	Units
Chromium, Hexavalent	ND	1.0	1		ug/L

S-12	09-07-1999-6-G	07/23/09 13:15	Aqueous	IC 12	N/A	07/24/09 11:54	090724L02
------	----------------	----------------	---------	-------	-----	----------------	-----------

Parameter	Result	RL	DF	Qual	Units
Chromium, Hexavalent	6.5	1.0	1		ug/L

S-13	09-07-1999-7-G	07/23/09 13:55	Aqueous	IC 12	N/A	07/24/09 12:03	090724L02
------	----------------	----------------	---------	-------	-----	----------------	-----------

Parameter	Result	RL	DF	Qual	Units
Chromium, Hexavalent	7.5	1.0	1		ug/L

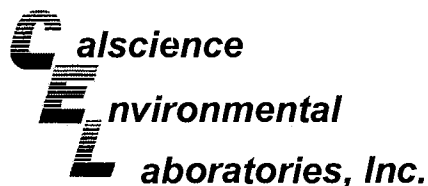
S-14R	09-07-1999-8-G	07/23/09 14:00	Aqueous	IC 12	N/A	07/24/09 12:11	090724L02
-------	----------------	----------------	---------	-------	-----	----------------	-----------

Parameter	Result	RL	DF	Qual	Units
Chromium, Hexavalent	5.9	1.0	1		ug/L

S-17	09-07-1999-9-G	07/23/09 13:35	Aqueous	IC 12	N/A	07/24/09 12:20	090724L02
------	----------------	----------------	---------	-------	-----	----------------	-----------

Parameter	Result	RL	DF	Qual	Units
Chromium, Hexavalent	8.3	1.0	1		ug/L

RL - Reporting Limit , DF - Dilution Factor , Qual - Qualifiers



## Analytical Report



Blaine Tech Services, Inc.  
1680 Rogers Avenue  
San Jose, CA 95112-1105

Date Received: 07/24/09  
Work Order No: 09-07-1999  
Preparation: N/A  
Method: EPA 7199

Project: 461 8th Street, Oakland, CA

Page 2 of 3

Client Sample Number	Lab Sample Number	Date/Time Collected	Matrix	Instrument	Date Prepared	Date/Time Analyzed	QC Batch ID
S-18	09-07-1999-10-G	07/23/09 14:18	Aqueous	IC 12	N/A	07/24/09 12:28	090724L02

Parameter	Result	RL	DF	Qual	Units
Chromium, Hexavalent	1.2	1.0	1		ug/L

Client Sample Number	Lab Sample Number	Date/Time Collected	Matrix	Instrument	Date Prepared	Date/Time Analyzed	QC Batch ID
S-19	09-07-1999-11-G	07/23/09 13:45	Aqueous	IC 12	N/A	07/24/09 12:54	090724L02

Parameter	Result	RL	DF	Qual	Units
Chromium, Hexavalent	27	1.0	1		ug/L

Client Sample Number	Lab Sample Number	Date/Time Collected	Matrix	Instrument	Date Prepared	Date/Time Analyzed	QC Batch ID
S-20	09-07-1999-12-G	07/23/09 14:25	Aqueous	IC 12	N/A	07/24/09 13:02	090724L02

Parameter	Result	RL	DF	Qual	Units
Chromium, Hexavalent	90	1.0	1		ug/L

Client Sample Number	Lab Sample Number	Date/Time Collected	Matrix	Instrument	Date Prepared	Date/Time Analyzed	QC Batch ID
S-21A	09-07-1999-13-G	07/23/09 13:45	Aqueous	IC 12	N/A	07/24/09 13:11	090724L02

Parameter	Result	RL	DF	Qual	Units
Chromium, Hexavalent	ND	1.0	1		ug/L

Client Sample Number	Lab Sample Number	Date/Time Collected	Matrix	Instrument	Date Prepared	Date/Time Analyzed	QC Batch ID
S-21B	09-07-1999-14-G	07/23/09 14:05	Aqueous	IC 12	N/A	07/24/09 13:28	090724L02

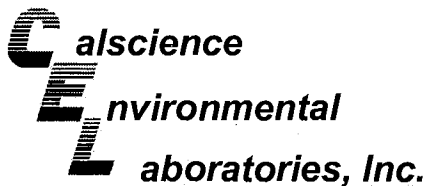
Parameter	Result	RL	DF	Qual	Units
Chromium, Hexavalent	31	1.0	1		ug/L

Client Sample Number	Lab Sample Number	Date/Time Collected	Matrix	Instrument	Date Prepared	Date/Time Analyzed	QC Batch ID
S-22A	09-07-1999-15-G	07/23/09 14:20	Aqueous	IC 12	N/A	07/24/09 13:36	090724L02

Parameter	Result	RL	DF	Qual	Units
Chromium, Hexavalent	ND	1.0	1		ug/L

RL - Reporting Limit , DF - Dilution Factor , Qual - Qualifiers





## Analytical Report



Blaine Tech Services, Inc.  
1680 Rogers Avenue  
San Jose, CA 95112-1105

Date Received: 07/24/09  
Work Order No: 09-07-1999  
Preparation: N/A  
Method: EPA 7199

Project: 461 8th Street, Oakland, CA

Page 3 of 3

Client Sample Number	Lab Sample Number	Date/Time Collected	Matrix	Instrument	Date Prepared	Date/Time Analyzed	QC Batch ID
S-22B	09-07-1999-16-G	07/23/09 13:25	Aqueous	IC 12	N/A	07/24/09 14:55	090724L02

Comment(s): -Dilution analysis was performed outside the recommended holding time.

Parameter	Result	RL	DF	Qual	Units
Chromium, Hexavalent	180	2.0	2		ug/L

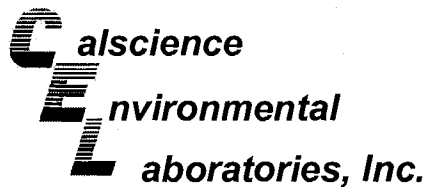
Client Sample Number	Lab Sample Number	Date/Time Collected	Matrix	Instrument	Date Prepared	Date/Time Analyzed	QC Batch ID
S-23	09-07-1999-17-G	07/23/09 14:10	Aqueous	IC 12	N/A	07/24/09 13:45	090724L02

Parameter	Result	RL	DF	Qual	Units
Chromium, Hexavalent	15	1.0	1		ug/L

Client Sample Number	Lab Sample Number	Date/Time Collected	Matrix	Instrument	Date Prepared	Date/Time Analyzed	QC Batch ID
Method Blank	099-05-123-2,402	N/A	Aqueous	IC 12	N/A	07/24/09 10:06	090724L02

Parameter	Result	RL	DF	Qual	Units
Chromium, Hexavalent	ND	1.0	1		ug/L

RL - Reporting Limit , DF - Dilution Factor , Qual - Qualifiers



Analytical Report



Blaine Tech Services, Inc.  
1680 Rogers Avenue  
San Jose, CA 95112-1105

Date Received: 07/24/09  
Work Order No: 09-07-1999  
Preparation: N/A  
Method: EPA 300.0

Project: 461 8th Street, Oakland, CA

Page 1 of 3

Client Sample Number	Lab Sample Number	Date/Time Collected	Matrix	Instrument	Date Prepared	Date/Time Analyzed	QC Batch ID
S-8	09-07-1999-3-F	07/23/09 13:40	Aqueous	IC 9	N/A	07/24/09 23:59	090724L02

Parameter	Result	RL	DF	Qual	Units
Sulfate	83	1.0	1		mg/L

S-9	09-07-1999-4-F	07/23/09 13:35	Aqueous	IC 9	N/A	07/25/09 00:17	090724L02
-----	----------------	----------------	---------	------	-----	----------------	-----------

Parameter	Result	RL	DF	Qual	Units
Sulfate	44	1.0	1		mg/L

S-12	09-07-1999-6-F	07/23/09 13:15	Aqueous	IC 9	N/A	07/24/09 16:44	090724L01
------	----------------	----------------	---------	------	-----	----------------	-----------

Parameter	Result	RL	DF	Qual	Units
Sulfate	30	1.0	1		mg/L

S-13	09-07-1999-7-F	07/23/09 13:55	Aqueous	IC 9	N/A	07/24/09 17:36	090724L01
------	----------------	----------------	---------	------	-----	----------------	-----------

Parameter	Result	RL	DF	Qual	Units
Sulfate	740	20	20		mg/L

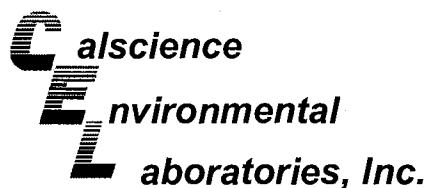
S-14R	09-07-1999-8-F	07/23/09 14:00	Aqueous	IC 9	N/A	07/24/09 17:54	090724L01
-------	----------------	----------------	---------	------	-----	----------------	-----------

Parameter	Result	RL	DF	Qual	Units
Sulfate	43	1.0	1		mg/L

S-17	09-07-1999-9-F	07/23/09 13:35	Aqueous	IC 9	N/A	07/24/09 18:11	090724L01
------	----------------	----------------	---------	------	-----	----------------	-----------

Parameter	Result	RL	DF	Qual	Units
Sulfate	130	2.0	2		mg/L

RL - Reporting Limit , DF - Dilution Factor , Qual - Qualifiers



## Analytical Report



Blaine Tech Services, Inc.  
1680 Rogers Avenue  
San Jose, CA 95112-1105

Date Received: 07/24/09  
Work Order No: 09-07-1999  
Preparation: N/A  
Method: EPA 300.0

Project: 461 8th Street, Oakland, CA

Page 2 of 3

Client Sample Number	Lab Sample Number	Date/Time Collected	Matrix	Instrument	Date Prepared	Date/Time Analyzed	QC Batch ID
S-18	09-07-1999-10-F	07/23/09 14:18	Aqueous	IC 9	N/A	07/24/09 18:29	090724L01

Parameter	Result	RL	DF	Qual	Units
Sulfate	2700	100	100		mg/L

Client Sample Number	Lab Sample Number	Date/Time Collected	Matrix	Instrument	Date Prepared	Date/Time Analyzed	QC Batch ID
S-19	09-07-1999-11-F	07/23/09 13:45	Aqueous	IC 9	N/A	07/24/09 18:46	090724L01

Parameter	Result	RL	DF	Qual	Units
Sulfate	43	1.0	1		mg/L

Client Sample Number	Lab Sample Number	Date/Time Collected	Matrix	Instrument	Date Prepared	Date/Time Analyzed	QC Batch ID
S-20	09-07-1999-12-F	07/23/09 14:25	Aqueous	IC 9	N/A	07/24/09 19:03	090724L01

Parameter	Result	RL	DF	Qual	Units
Sulfate	3900	100	100		mg/L

Client Sample Number	Lab Sample Number	Date/Time Collected	Matrix	Instrument	Date Prepared	Date/Time Analyzed	QC Batch ID
S-21A	09-07-1999-13-F	07/23/09 13:45	Aqueous	IC 9	N/A	07/24/09 19:21	090724L01

Parameter	Result	RL	DF	Qual	Units
Sulfate	1100	50	50		mg/L

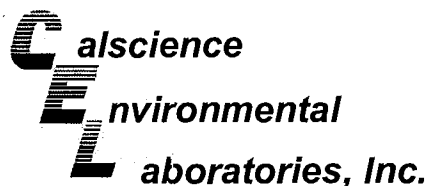
Client Sample Number	Lab Sample Number	Date/Time Collected	Matrix	Instrument	Date Prepared	Date/Time Analyzed	QC Batch ID
S-21B	09-07-1999-14-F	07/23/09 14:05	Aqueous	IC 9	N/A	07/24/09 19:38	090724L01

Parameter	Result	RL	DF	Qual	Units
Sulfate	140	5.0	5		mg/L

Client Sample Number	Lab Sample Number	Date/Time Collected	Matrix	Instrument	Date Prepared	Date/Time Analyzed	QC Batch ID
S-22A	09-07-1999-15-F	07/23/09 14:20	Aqueous	IC 9	N/A	07/24/09 19:56	090724L01

Parameter	Result	RL	DF	Qual	Units
Sulfate	8900	200	200		mg/L

RL - Reporting Limit , DF - Dilution Factor , Qual - Qualifiers



## Analytical Report



Blaine Tech Services, Inc.  
1680 Rogers Avenue  
San Jose, CA 95112-1105

Date Received: 07/24/09  
Work Order No: 09-07-1999  
Preparation: N/A  
Method: EPA 300.0

Project: 461 8th Street, Oakland, CA

Page 3 of 3

Client Sample Number	Lab Sample Number	Date/Time Collected	Matrix	Instrument	Date Prepared	Date/Time Analyzed	QC Batch ID
S-22B	09-07-1999-16-F	07/23/09 13:25	Aqueous	IC 9	N/A	07/24/09 20:13	090724L01

Parameter	Result	RL	DF	Qual	Units
Sulfate	6100	200	200		mg/L

S-23	09-07-1999-17-F	07/23/09 14:10	Aqueous	IC 9	N/A	07/24/09 23:07	090724L02
------	-----------------	-------------------	---------	------	-----	-------------------	-----------

Parameter	Result	RL	DF	Qual	Units
Sulfate	120	2.0	2		mg/L

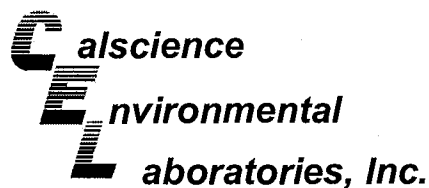
Method Blank	099-12-906-361	N/A	Aqueous	IC 9	N/A	07/24/09 21:40	090724L02
--------------	----------------	-----	---------	------	-----	-------------------	-----------

Parameter	Result	RL	DF	Qual	Units
Sulfate	ND	1.0	1		mg/L

Method Blank	099-12-906-367	N/A	Aqueous	IC 9	N/A	07/24/09 09:58	090724L01
--------------	----------------	-----	---------	------	-----	-------------------	-----------

Parameter	Result	RL	DF	Qual	Units
Sulfate	ND	1.0	1		mg/L

RL - Reporting Limit , DF - Dilution Factor , Qual - Qualifiers



## Analytical Report



Blaine Tech Services, Inc.  
1680 Rogers Avenue  
San Jose, CA 95112-1105

Date Received: 07/24/09  
Work Order No: 09-07-1999  
Preparation: N/A  
Method: SM 2540 D

Project: 461 8th Street, Oakland, CA

Page 1 of 3

Client Sample Number	Lab Sample Number	Date/Time Collected	Matrix	Instrument	Date Prepared	Date/Time Analyzed	QC Batch ID
S-8	09-07-1999-3-F	07/23/09 13:40	Aqueous	N/A	07/28/09	07/28/09 19:30	90728TSSB1

Parameter	Result	RL	DF	Qual	Units
Solids, Total Suspended	39	1.0	1		mg/L

S-9	09-07-1999-4-F	07/23/09 13:35	Aqueous	N/A	07/28/09	07/28/09 19:30	90728TSSB1
-----	----------------	-------------------	---------	-----	----------	-------------------	------------

Parameter	Result	RL	DF	Qual	Units
Solids, Total Suspended	149	1.0	1		mg/L

S-12	09-07-1999-6-F	07/23/09 13:15	Aqueous	N/A	07/28/09	07/28/09 19:30	90728TSSB1
------	----------------	-------------------	---------	-----	----------	-------------------	------------

Parameter	Result	RL	DF	Qual	Units
Solids, Total Suspended	350	1.0	1		mg/L

S-13	09-07-1999-7-F	07/23/09 13:55	Aqueous	N/A	07/28/09	07/28/09 19:30	90728TSSB1
------	----------------	-------------------	---------	-----	----------	-------------------	------------

Parameter	Result	RL	DF	Qual	Units
Solids, Total Suspended	178	1.0	1		mg/L

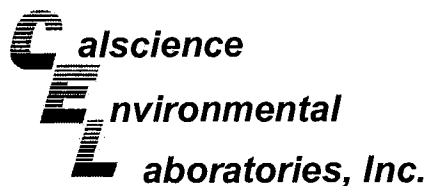
S-14R	09-07-1999-8-F	07/23/09 14:00	Aqueous	N/A	07/28/09	07/28/09 19:30	90728TSSB1
-------	----------------	-------------------	---------	-----	----------	-------------------	------------

Parameter	Result	RL	DF	Qual	Units
Solids, Total Suspended	71	1.0	1		mg/L

S-17	09-07-1999-9-F	07/23/09 13:35	Aqueous	N/A	07/28/09	07/28/09 19:30	90728TSSB1
------	----------------	-------------------	---------	-----	----------	-------------------	------------

Parameter	Result	RL	DF	Qual	Units
Solids, Total Suspended	663	1.0	1		mg/L

RL - Reporting Limit , DF - Dilution Factor , Qual - Qualifiers



## Analytical Report



Blaine Tech Services, Inc.  
1680 Rogers Avenue  
San Jose, CA 95112-1105

Date Received: 07/24/09  
Work Order No: 09-07-1999  
Preparation: N/A  
Method: SM 2540 D

Project: 461 8th Street, Oakland, CA

Page 2 of 3

Client Sample Number	Lab Sample Number	Date/Time Collected	Matrix	Instrument	Date Prepared	Date/Time Analyzed	QC Batch ID
S-18	09-07-1999-10-F	07/23/09 14:18	Aqueous	N/A	07/28/09	07/28/09 19:30	90728TSSB1

Parameter	Result	RL	DF	Qual	Units
Solids, Total Suspended	351	1.0	1		mg/L

S-19	09-07-1999-11-F	07/23/09 13:45	Aqueous	N/A	07/28/09	07/28/09 19:30	90728TSSB1
------	-----------------	-------------------	---------	-----	----------	-------------------	------------

Parameter	Result	RL	DF	Qual	Units
Solids, Total Suspended	282	1.0	1		mg/L

S-20	09-07-1999-12-F	07/23/09 14:25	Aqueous	N/A	07/28/09	07/28/09 19:30	90728TSSB1
------	-----------------	-------------------	---------	-----	----------	-------------------	------------

Parameter	Result	RL	DF	Qual	Units
Solids, Total Suspended	68	1.0	1		mg/L

S-21A	09-07-1999-13-F	07/23/09 13:45	Aqueous	N/A	07/28/09	07/28/09 19:30	90728TSSB1
-------	-----------------	-------------------	---------	-----	----------	-------------------	------------

Parameter	Result	RL	DF	Qual	Units
Solids, Total Suspended	1220	10	1		mg/L

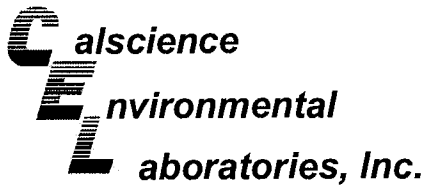
S-21B	09-07-1999-14-F	07/23/09 14:05	Aqueous	N/A	07/28/09	07/28/09 19:30	90728TSSB1
-------	-----------------	-------------------	---------	-----	----------	-------------------	------------

Parameter	Result	RL	DF	Qual	Units
Solids, Total Suspended	14	1.0	1		mg/L

S-22A	09-07-1999-15-F	07/23/09 14:20	Aqueous	N/A	07/28/09	07/28/09 19:30	90728TSSB1
-------	-----------------	-------------------	---------	-----	----------	-------------------	------------

Parameter	Result	RL	DF	Qual	Units
Solids, Total Suspended	214	1.0	1		mg/L

RL - Reporting Limit , DF - Dilution Factor , Qual - Qualifiers



## Analytical Report



Blaine Tech Services, Inc.  
1680 Rogers Avenue  
San Jose, CA 95112-1105

Date Received: 07/24/09  
Work Order No: 09-07-1999  
Preparation: N/A  
Method: SM 2540 D

Project: 461 8th Street, Oakland, CA

Page 3 of 3

Client Sample Number	Lab Sample Number	Date/Time Collected	Matrix	Instrument	Date Prepared	Date/Time Analyzed	QC Batch ID
S-22B	09-07-1999-16-F	07/23/09 13:25	Aqueous	N/A	07/28/09	07/28/09 19:30	90728TSSB1

Parameter	Result	RL	DF	Qual	Units
Solids, Total Suspended	122	1.0	1		mg/L

Client Sample Number	Lab Sample Number	Date/Time Collected	Matrix	Instrument	Date Prepared	Date/Time Analyzed	QC Batch ID
S-23	09-07-1999-17-F	07/23/09 14:10	Aqueous	N/A	07/28/09	07/28/09 19:30	90728TSSB1

Parameter	Result	RL	DF	Qual	Units
Solids, Total Suspended	75	1.0	1		mg/L

Client Sample Number	Lab Sample Number	Date/Time Collected	Matrix	Instrument	Date Prepared	Date/Time Analyzed	QC Batch ID
Method Blank	099-09-010-3.084	N/A	Aqueous	N/A	07/28/09	07/28/09 19:30	90728TSSB1

Parameter	Result	RL	DF	Qual	Units
Solids, Total Suspended	ND	1.0	1		mg/L

RL - Reporting Limit , DF - Dilution Factor , Qual - Qualifiers

**Analytical Report**



Blaine Tech Services, Inc.  
 1680 Rogers Avenue  
 San Jose, CA 95112-1105

Date Received: 07/24/09  
 Work Order No: 09-07-1999  
 Preparation: EPA 5030B  
 Method: LUFT GC/MS / EPA 8260B  
 Units: ug/L

Project: 461 8th Street, Oakland, CA

Page 1 of 7

Client Sample Number	Lab Sample Number	Date/Time Collected	Matrix	Instrument	Date Prepared	Date/Time Analyzed	QC Batch ID
S-5	09-07-1999-1-A	07/23/09 10:10	Aqueous	GC/MS U	07/24/09	07/24/09 21:32	090724L01

Parameter	Result	RL	DF	Qual	Parameter	Result	RL	DF	Qual
Benzene	1800	10	20		Xylenes (total)	3800	20	20	
Ethylbenzene	1400	20	20		TPPH	37000	1000	20	
Toluene	1900	20	20						
<u>Surrogates:</u>	<u>REC (%)</u>	<u>Control Limits</u>		<u>Qual</u>	<u>Surrogates:</u>	<u>REC (%)</u>	<u>Control Limits</u>		<u>Qual</u>
Dibromofluoromethane	95	74-140			1,2-Dichloroethane-d4	95	74-146		
Toluene-d8	102	88-112			Toluene-d8-TPPH	110	88-112		
1,4-Bromofluorobenzene	99	74-110							

Client Sample Number	Lab Sample Number	Date/Time Collected	Matrix	Instrument	Date Prepared	Date/Time Analyzed	QC Batch ID
S-6	09-07-1999-2-B	07/23/09 10:45	Aqueous	GC/MS RR	07/28/09	07/28/09 17:18	090728L01

Parameter	Result	RL	DF	Qual	Parameter	Result	RL	DF	Qual
Benzene	4400	25	50		Xylenes (total)	1000	50	50	
Ethylbenzene	360	50	50		TPPH	15000	2500	50	
Toluene	1100	50	50						
<u>Surrogates:</u>	<u>REC (%)</u>	<u>Control Limits</u>		<u>Qual</u>	<u>Surrogates:</u>	<u>REC (%)</u>	<u>Control Limits</u>		<u>Qual</u>
Dibromofluoromethane	100	74-140			1,2-Dichloroethane-d4	100	74-146		
Toluene-d8	97	88-112			Toluene-d8-TPPH	96	88-112		
1,4-Bromofluorobenzene	97	74-110							

Client Sample Number	Lab Sample Number	Date/Time Collected	Matrix	Instrument	Date Prepared	Date/Time Analyzed	QC Batch ID
S-8	09-07-1999-3-A	07/23/09 13:40	Aqueous	GC/MS U	07/24/09	07/24/09 22:33	090724L01

Parameter	Result	RL	DF	Qual	Parameter	Result	RL	DF	Qual
Benzene	0.55	0.50	1		Xylenes (total)	ND	1.0	1	
Ethylbenzene	ND	1.0	1		TPPH	140	50	1	
Toluene	ND	1.0	1						
<u>Surrogates:</u>	<u>REC (%)</u>	<u>Control Limits</u>		<u>Qual</u>	<u>Surrogates:</u>	<u>REC (%)</u>	<u>Control Limits</u>		<u>Qual</u>
Dibromofluoromethane	97	74-140			1,2-Dichloroethane-d4	106	74-146		
Toluene-d8	101	88-112			Toluene-d8-TPPH	109	88-112		
1,4-Bromofluorobenzene	90	74-110							

RL - Reporting Limit , DF - Dilution Factor , Qual - Qualifiers



## Analytical Report



Blaine Tech Services, Inc.  
 1680 Rogers Avenue  
 San Jose, CA 95112-1105

Date Received: 07/24/09  
 Work Order No: 09-07-1999  
 Preparation: EPA 5030B  
 Method: LUFT GC/MS / EPA 8260B  
 Units: ug/L

Project: 461 8th Street, Oakland, CA

Page 2 of 7

Client Sample Number	Lab Sample Number	Date/Time Collected	Matrix	Instrument	Date Prepared	Date/Time Analyzed	QC Batch ID
S-9	09-07-1999-4-B	07/23/09 13:35	Aqueous	GC/MS RR	07/28/09	07/28/09 17:44	090728L01

Parameter	Result	RL	DF	Qual	Parameter	Result	RL	DF	Qual
Benzene	430	2.5	5		Xylenes (total)	190	2.0	2	
Ethylbenzene	110	2.0	2		TPPH	1700	100	2	
Toluene	49	2.0	2						
<b>Surrogates:</b>	<b>REC (%)</b>	<b>Control Limits</b>		<b>Qual</b>	<b>Surrogates:</b>	<b>REC (%)</b>	<b>Control Limits</b>		<b>Qual</b>
Dibromofluoromethane	99	74-140			1,2-Dichloroethane-d4	98	74-146		
Toluene-d8	97	88-112			Toluene-d8-TPPH	95	88-112		
1,4-Bromofluorobenzene	98	74-110							

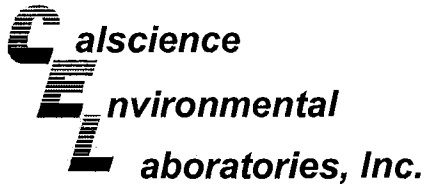
Client Sample Number	Lab Sample Number	Date/Time Collected	Matrix	Instrument	Date Prepared	Date/Time Analyzed	QC Batch ID
S-10	09-07-1999-5-B	07/23/09 10:35	Aqueous	GC/MS RR	07/28/09	07/28/09 15:59	090728L01

Parameter	Result	RL	DF	Qual	Parameter	Result	RL	DF	Qual
Benzene	ND	0.50	1		Xylenes (total)	ND	1.0	1	
Ethylbenzene	5.7	1.0	1		TPPH	66	50	1	
Toluene	ND	1.0	1						
<b>Surrogates:</b>	<b>REC (%)</b>	<b>Control Limits</b>		<b>Qual</b>	<b>Surrogates:</b>	<b>REC (%)</b>	<b>Control Limits</b>		<b>Qual</b>
Dibromofluoromethane	97	74-140			1,2-Dichloroethane-d4	99	74-146		
Toluene-d8	96	88-112			Toluene-d8-TPPH	95	88-112		
1,4-Bromofluorobenzene	98	74-110							

Client Sample Number	Lab Sample Number	Date/Time Collected	Matrix	Instrument	Date Prepared	Date/Time Analyzed	QC Batch ID
S-12	09-07-1999-6-B	07/23/09 13:15	Aqueous	GC/MS RR	07/28/09	07/28/09 18:10	090728L01

Parameter	Result	RL	DF	Qual	Parameter	Result	RL	DF	Qual
Benzene	29	0.50	1		Xylenes (total)	ND	1.0	1	
Ethylbenzene	13	1.0	1		TPPH	130	50	1	
Toluene	ND	1.0	1						
<b>Surrogates:</b>	<b>REC (%)</b>	<b>Control Limits</b>		<b>Qual</b>	<b>Surrogates:</b>	<b>REC (%)</b>	<b>Control Limits</b>		<b>Qual</b>
Dibromofluoromethane	100	74-140			1,2-Dichloroethane-d4	98	74-146		
Toluene-d8	97	88-112			Toluene-d8-TPPH	95	88-112		
1,4-Bromofluorobenzene	96	74-110							

RL - Reporting Limit , DF - Dilution Factor , Qual - Qualifiers



Analytical Report



Blaine Tech Services, Inc.  
1680 Rogers Avenue  
San Jose, CA 95112-1105

Date Received: 07/24/09  
Work Order No: 09-07-1999  
Preparation: EPA 5030B  
Method: LUFT GC/MS / EPA 8260B  
Units: ug/L

Project: 461 8th Street, Oakland, CA

Page 3 of 7

Client Sample Number	Lab Sample Number	Date/Time Collected	Matrix	Instrument	Date Prepared	Date/Time Analyzed	QC Batch ID
S-13	09-07-1999-7-B	07/23/09 13:55	Aqueous	GC/MS RR	07/28/09	07/28/09 18:36	090728L01

Parameter	Result	RL	DF	Qual	Parameter	Result	RL	DF	Qual
Benzene	1800	12	25		Xylenes (total)	2500	25	25	
Ethylbenzene	480	25	25		TPPH	18000	1200	25	
Toluene	3000	25	25						
Surrogates:	REC (%)	Control Limits		Qual	Surrogates:	REC (%)	Control Limits		Qual
Dibromofluoromethane	99	74-140			1,2-Dichloroethane-d4	100	74-146		
Toluene-d8	97	88-112			Toluene-d8-TPPH	95	88-112		
1,4-Bromofluorobenzene	98	74-110							

Client Sample Number	Lab Sample Number	Date/Time Collected	Matrix	Instrument	Date Prepared	Date/Time Analyzed	QC Batch ID
S-14R	09-07-1999-8-B	07/23/09 14:00	Aqueous	GC/MS RR	07/28/09	07/28/09 19:02	090728L01

Parameter	Result	RL	DF	Qual	Parameter	Result	RL	DF	Qual
Benzene	81	0.50	1		Xylenes (total)	47	1.0	1	
Ethylbenzene	19	1.0	1		TPPH	600	50	1	
Toluene	57	1.0	1						
Surrogates:	REC (%)	Control Limits		Qual	Surrogates:	REC (%)	Control Limits		Qual
Dibromofluoromethane	99	74-140			1,2-Dichloroethane-d4	99	74-146		
Toluene-d8	97	88-112			Toluene-d8-TPPH	96	88-112		
1,4-Bromofluorobenzene	98	74-110							

Client Sample Number	Lab Sample Number	Date/Time Collected	Matrix	Instrument	Date Prepared	Date/Time Analyzed	QC Batch ID
S-17	09-07-1999-9-B	07/23/09 13:35	Aqueous	GC/MS RR	07/28/09	07/28/09 19:28	090728L01

Parameter	Result	RL	DF	Qual	Parameter	Result	RL	DF	Qual
Benzene	480	2.5	5		Xylenes (total)	480	5.0	5	
Ethylbenzene	160	5.0	5		TPPH	3900	250	5	
Toluene	410	5.0	5						
Surrogates:	REC (%)	Control Limits		Qual	Surrogates:	REC (%)	Control Limits		Qual
Dibromofluoromethane	98	74-140			1,2-Dichloroethane-d4	98	74-146		
Toluene-d8	97	88-112			Toluene-d8-TPPH	96	88-112		
1,4-Bromofluorobenzene	101	74-110							

RL - Reporting Limit , DF - Dilution Factor , Qual - Qualifiers

## Analytical Report



Blaine Tech Services, Inc.  
 1680 Rogers Avenue  
 San Jose, CA 95112-1105

Date Received: 07/24/09  
 Work Order No: 09-07-1999  
 Preparation: EPA 5030B  
 Method: LUFT GC/MS / EPA 8260B  
 Units: ug/L

Project: 461 8th Street, Oakland, CA

Page 4 of 7

Client Sample Number	Lab Sample Number	Date/Time Collected	Matrix	Instrument	Date Prepared	Date/Time Analyzed	QC Batch ID
S-18	09-07-1999-10-B	07/23/09 14:18	Aqueous	GC/MS RR	07/28/09	07/28/09 19:54	090728L01

Parameter	Result	RL	DF	Qual	Parameter	Result	RL	DF	Qual
Benzene	500	5.0	10		Xylenes (total)	1600	10	10	
Ethylbenzene	290	10	10		TPPH	8900	500	10	
Toluene	890	10	10						
<b>Surrogates:</b>	<b>REC (%)</b>	<b>Control Limits</b>		<b>Qual</b>	<b>Surrogates:</b>	<b>REC (%)</b>	<b>Control Limits</b>		<b>Qual</b>
Dibromofluoromethane	98	74-140			1,2-Dichloroethane-d4	101	74-146		
Toluene-d8	97	88-112			Toluene-d8-TPPH	95	88-112		
1,4-Bromofluorobenzene	99	74-110							

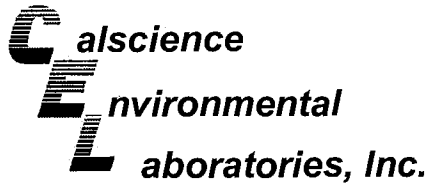
Client Sample Number	Lab Sample Number	Date/Time Collected	Matrix	Instrument	Date Prepared	Date/Time Analyzed	QC Batch ID
S-19	09-07-1999-11-B	07/23/09 13:45	Aqueous	GC/MS RR	07/28/09	07/28/09 20:20	090728L01

Parameter	Result	RL	DF	Qual	Parameter	Result	RL	DF	Qual
Benzene	77	0.50	1		Xylenes (total)	38	1.0	1	
Ethylbenzene	15	1.0	1		TPPH	400	50	1	
Toluene	59	1.0	1						
<b>Surrogates:</b>	<b>REC (%)</b>	<b>Control Limits</b>		<b>Qual</b>	<b>Surrogates:</b>	<b>REC (%)</b>	<b>Control Limits</b>		<b>Qual</b>
Dibromofluoromethane	99	74-140			1,2-Dichloroethane-d4	100	74-146		
Toluene-d8	100	88-112			Toluene-d8-TPPH	98	88-112		
1,4-Bromofluorobenzene	99	74-110							

Client Sample Number	Lab Sample Number	Date/Time Collected	Matrix	Instrument	Date Prepared	Date/Time Analyzed	QC Batch ID
S-20	09-07-1999-12-B	07/23/09 14:25	Aqueous	GC/MS RR	07/28/09	07/28/09 20:46	090728L01

Parameter	Result	RL	DF	Qual	Parameter	Result	RL	DF	Qual
Benzene	4900	25	50		Xylenes (total)	7300	50	50	
Ethylbenzene	990	50	50		TPPH	41000	2500	50	
Toluene	2900	50	50						
<b>Surrogates:</b>	<b>REC (%)</b>	<b>Control Limits</b>		<b>Qual</b>	<b>Surrogates:</b>	<b>REC (%)</b>	<b>Control Limits</b>		<b>Qual</b>
Dibromofluoromethane	99	74-140			1,2-Dichloroethane-d4	100	74-146		
Toluene-d8	96	88-112			Toluene-d8-TPPH	95	88-112		
1,4-Bromofluorobenzene	98	74-110							

RL - Reporting Limit , DF - Dilution Factor , Qual - Qualifiers



Analytical Report



Blaine Tech Services, Inc.  
1680 Rogers Avenue  
San Jose, CA 95112-1105

Date Received: 07/24/09  
Work Order No: 09-07-1999  
Preparation: EPA 5030B  
Method: LUFT GC/MS / EPA 8260B  
Units: ug/L

Project: 461 8th Street, Oakland, CA

Page 5 of 7

Client Sample Number	Lab Sample Number	Date/Time Collected	Matrix	Instrument	Date Prepared	Date/Time Analyzed	QC Batch ID
S-21A	09-07-1999-13-A	07/23/09 13:45	Aqueous	GC/MS RR	07/28/09	07/28/09 21:11	090728L01

Parameter	Result	RL	DF	Qual	Parameter	Result	RL	DF	Qual
Benzene	4800	12	25		Xylenes (total)	7000	25	25	
Ethylbenzene	1100	25	25		TPPH	51000	1200	25	
Toluene	7100	50	50						
<b>Surrogates:</b>	<b>REC (%)</b>	<b>Control Limits</b>		<b>Qual</b>	<b>Surrogates:</b>	<b>REC (%)</b>	<b>Control Limits</b>		<b>Qual</b>
Dibromofluoromethane	98	74-140			1,2-Dichloroethane-d4	97	74-146		
Toluene-d8	98	88-112			Toluene-d8-TPPH	96	88-112		
1,4-Bromofluorobenzene	99	74-110							

Client Sample Number	Lab Sample Number	Date/Time Collected	Matrix	Instrument	Date Prepared	Date/Time Analyzed	QC Batch ID
S-21B	09-07-1999-14-A	07/23/09 14:05	Aqueous	GC/MS RR	07/28/09	07/28/09 21:37	090728L01

Parameter	Result	RL	DF	Qual	Parameter	Result	RL	DF	Qual
Benzene	5.0	0.50	1		Xylenes (total)	120	1.0	1	
Ethylbenzene	28	1.0	1		TPPH	920	50	1	
Toluene	17	1.0	1						
<b>Surrogates:</b>	<b>REC (%)</b>	<b>Control Limits</b>		<b>Qual</b>	<b>Surrogates:</b>	<b>REC (%)</b>	<b>Control Limits</b>		<b>Qual</b>
Dibromofluoromethane	99	74-140			1,2-Dichloroethane-d4	98	74-146		
Toluene-d8	97	88-112			Toluene-d8-TPPH	96	88-112		
1,4-Bromofluorobenzene	99	74-110							

Client Sample Number	Lab Sample Number	Date/Time Collected	Matrix	Instrument	Date Prepared	Date/Time Analyzed	QC Batch ID
S-22A	09-07-1999-15-A	07/23/09 14:20	Aqueous	GC/MS RR	07/28/09	07/28/09 22:02	090728L01

Parameter	Result	RL	DF	Qual	Parameter	Result	RL	DF	Qual
Benzene	5100	25	50		Xylenes (total)	4900	10	10	
Ethylbenzene	700	10	10		TPPH	40000	500	10	
Toluene	4800	50	50						
<b>Surrogates:</b>	<b>REC (%)</b>	<b>Control Limits</b>		<b>Qual</b>	<b>Surrogates:</b>	<b>REC (%)</b>	<b>Control Limits</b>		<b>Qual</b>
Dibromofluoromethane	97	74-140			1,2-Dichloroethane-d4	98	74-146		
Toluene-d8	98	88-112			Toluene-d8-TPPH	97	88-112		
1,4-Bromofluorobenzene	101	74-110							

RL - Reporting Limit , DF - Dilution Factor , Qual - Qualifiers

## Analytical Report



Blaine Tech Services, Inc.  
 1680 Rogers Avenue  
 San Jose, CA 95112-1105

Date Received: 07/24/09  
 Work Order No: 09-07-1999  
 Preparation: EPA 5030B  
 Method: LUFT GC/MS / EPA 8260B  
 Units: ug/L

Project: 461 8th Street, Oakland, CA

Page 6 of 7

Client Sample Number	Lab Sample Number	Date/Time Collected	Matrix	Instrument	Date Prepared	Date/Time Analyzed	QC Batch ID
S-22B	09-07-1999-16-A	07/23/09 13:25	Aqueous	GC/MS T	07/24/09	07/24/09 17:03	090724L01

Parameter	Result	RL	DF	Qual	Parameter	Result	RL	DF	Qual
Benzene	8.9	0.50	1		Xylenes (total)	12	1.0	1	
Ethylbenzene	3.8	1.0	1		TPPH	160	50	1	
Toluene	5.7	1.0	1						
<u>Surrogates:</u>	<u>REC (%)</u>	<u>Control Limits</u>		<u>Qual</u>	<u>Surrogates:</u>	<u>REC (%)</u>	<u>Control Limits</u>		<u>Qual</u>
Dibromofluoromethane	107	74-140			1,2-Dichloroethane-d4	107	74-146		
Toluene-d8	99	88-112			Toluene-d8-TPPH	92	88-112		
1,4-Bromofluorobenzene	94	74-110							

Client Sample Number	Lab Sample Number	Date/Time Collected	Matrix	Instrument	Date Prepared	Date/Time Analyzed	QC Batch ID
S-23	09-07-1999-17-A	07/23/09 14:10	Aqueous	GC/MS RR	07/28/09	07/28/09 22:27	090728L01

Parameter	Result	RL	DF	Qual	Parameter	Result	RL	DF	Qual
Benzene	180	2.5	5		Xylenes (total)	340	5.0	5	
Ethylbenzene	67	5.0	5		TPPH	2900	250	5	
Toluene	400	5.0	5						
<u>Surrogates:</u>	<u>REC (%)</u>	<u>Control Limits</u>		<u>Qual</u>	<u>Surrogates:</u>	<u>REC (%)</u>	<u>Control Limits</u>		<u>Qual</u>
Dibromofluoromethane	96	74-140			1,2-Dichloroethane-d4	96	74-146		
Toluene-d8	98	88-112			Toluene-d8-TPPH	96	88-112		
1,4-Bromofluorobenzene	97	74-110							

Client Sample Number	Lab Sample Number	Date/Time Collected	Matrix	Instrument	Date Prepared	Date/Time Analyzed	QC Batch ID
Method Blank	099-12-767-2,256	N/A	Aqueous	GC/MS U	07/24/09	07/24/09 14:22	090724L01

Parameter	Result	RL	DF	Qual	Parameter	Result	RL	DF	Qual
Benzene	ND	0.50	1		Xylenes (total)	ND	1.0	1	
Ethylbenzene	ND	1.0	1		TPPH	ND	50	1	
Toluene	ND	1.0	1						
<u>Surrogates:</u>	<u>REC (%)</u>	<u>Control Limits</u>		<u>Qual</u>	<u>Surrogates:</u>	<u>REC (%)</u>	<u>Control Limits</u>		<u>Qual</u>
Dibromofluoromethane	103	74-140			1,2-Dichloroethane-d4	104	74-146		
Toluene-d8	97	88-112			Toluene-d8-TPPH	104	88-112		
1,4-Bromofluorobenzene	93	74-110							

RL - Reporting Limit , DF - Dilution Factor , Qual - Qualifiers

## Analytical Report



Blaine Tech Services, Inc.  
 1680 Rogers Avenue  
 San Jose, CA 95112-1105

Date Received: 07/24/09  
 Work Order No: 09-07-1999  
 Preparation: EPA 5030B  
 Method: LUFT GC/MS / EPA 8260B  
 Units: ug/L

Project: 461 8th Street, Oakland, CA

Page 7 of 7

Client Sample Number	Lab Sample Number	Date/Time Collected	Matrix	Instrument	Date Prepared	Date/Time Analyzed	QC Batch ID
Method Blank	099-12-767-2,268	N/A	Aqueous	GC/MS-T	07/24/09	07/24/09 16:04	090724L01

Parameter	Result	RL	DF	Qual	Parameter	Result	RL	DF	Qual
Benzene	ND	0.50	1		Xylenes (total)	ND	1.0	1	
Ethylbenzene	ND	1.0	1		TPPH	ND	50	1	
Toluene	ND	1.0	1						
<u>Surrogates:</u>	<u>REC (%)</u>	<u>Control Limits</u>		<u>Qual</u>	<u>Surrogates:</u>	<u>REC (%)</u>	<u>Control Limits</u>		<u>Qual</u>
Dibromofluoromethane	113	74-140			1,2-Dichloroethane-d4	109	74-146		
Toluene-d8	99	88-112			Toluene-d8-TPPH	92	88-112		
1,4-Bromofluorobenzene	90	74-110							

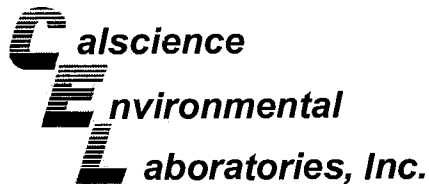
Client Sample Number	Lab Sample Number	Date/Time Collected	Matrix	Instrument	Date Prepared	Date/Time Analyzed	QC Batch ID
Method Blank	099-12-767-2,272	N/A	Aqueous	GC/MS RR	07/28/09	07/28/09 14:41	090728L01

Parameter	Result	RL	DF	Qual	Parameter	Result	RL	DF	Qual
Benzene	ND	0.50	1		Xylenes (total)	ND	1.0	1	
Ethylbenzene	ND	1.0	1		TPPH	ND	50	1	
Toluene	ND	1.0	1						
<u>Surrogates:</u>	<u>REC (%)</u>	<u>Control Limits</u>		<u>Qual</u>	<u>Surrogates:</u>	<u>REC (%)</u>	<u>Control Limits</u>		<u>Qual</u>
Dibromofluoromethane	97	74-140			1,2-Dichloroethane-d4	95	74-146		
Toluene-d8	97	88-112			Toluene-d8-TPPH	94	88-112		
1,4-Bromofluorobenzene	96	74-110							

Client Sample Number	Lab Sample Number	Date/Time Collected	Matrix	Instrument	Date Prepared	Date/Time Analyzed	QC Batch ID
Method Blank	099-12-767-2,287	N/A	Aqueous	GC/MS.W	07/29/09	07/29/09 16:22	090729L01

Parameter	Result	RL	DF	Qual	Parameter	Result	RL	DF	Qual
Benzene	ND	0.50	1		Xylenes (total)	ND	1.0	1	
Ethylbenzene	ND	1.0	1		TPPH	ND	50	1	
Toluene	ND	1.0	1						
<u>Surrogates:</u>	<u>REC (%)</u>	<u>Control Limits</u>		<u>Qual</u>	<u>Surrogates:</u>	<u>REC (%)</u>	<u>Control Limits</u>		<u>Qual</u>
Dibromofluoromethane	118	74-140			1,2-Dichloroethane-d4	122	74-146		
Toluene-d8	96	88-112			Toluene-d8-TPPH	95	88-112		
1,4-Bromofluorobenzene	78	74-110							

RL - Reporting Limit , DF - Dilution Factor , Qual - Qualifiers



Quality Control - Spike/Spike Duplicate



Blaine Tech Services, Inc.  
1680 Rogers Avenue  
San Jose, CA 95112-1105

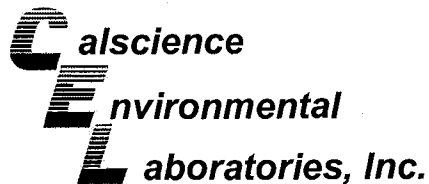
Date Received: 07/24/09  
Work Order No: 09-07-1999  
Preparation: EPA 3010A Total  
Method: EPA 6010B

Project 461 8th Street, Oakland, CA

Quality Control Sample ID	Matrix	Instrument	Date Prepared	Date Analyzed	MS/MSD Batch Number
S-8	Aqueous	ICP 5300	07/27/09	07/28/09	090727SA2

Parameter	MS %REC	MSD %REC	%REC CL	RPD	RPD CL	Qualifiers
Arsenic	106	110	80-140	4	0-11	
Chromium	100	105	86-122	4	0-8	
Nickel	107	111	84-120	3	0-7	

RPD - Relative Percent Difference , CL - Control Limit



Quality Control - Spike/Spike Duplicate



Blaine Tech Services, Inc.  
1680 Rogers Avenue  
San Jose, CA 95112-1105

Date Received: 07/24/09  
Work Order No: 09-07-1999  
Preparation: EPA 3010A Total  
Method: EPA 6010B

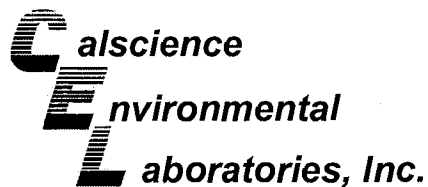
Project 461 8th Street, Oakland, CA

Quality Control Sample ID	Matrix	Instrument	Date Prepared	Date Analyzed	MS/MSD Batch Number
S-21A	Aqueous	ICP 5300	07/27/09	07/28/09	090727SA3

Parameter	MS %REC	MSD %REC	%REC CL	RPD	RPD CL	Qualifiers
Arsenic	110	109	80-140	1	0-11	
Chromium	98	100	86-122	1	0-8	
Nickel	102	104	84-120	1	0-7	

RPD - Relative Percent Difference , CL - Control Limit





Quality Control - Spike/Spike Duplicate



Blaine Tech Services, Inc.  
 1680 Rogers Avenue  
 San Jose, CA 95112-1105

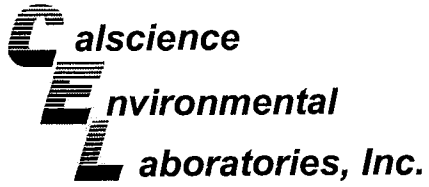
Date Received: 07/24/09  
 Work Order No: 09-07-1999  
 Preparation: N/A  
 Method: EPA 7199

Project 461 8th Street, Oakland, CA

Quality Control Sample ID	Matrix	Instrument	Date Prepared	Date Analyzed	MS/MSD Batch Number
S-19	Aqueous	IC-12	N/A	07/24/09	090724S02

Parameter	MS %REC	MSD %REC	%REC CL	RPD	RPD CL	Qualifiers
Chromium, Hexavalent	100	99	70-130	0	0-25	

RPD - Relative Percent Difference , CL - Control Limit



Quality Control - Spike/Spike Duplicate



Blaine Tech Services, Inc.  
 1680 Rogers Avenue  
 San Jose, CA 95112-1105

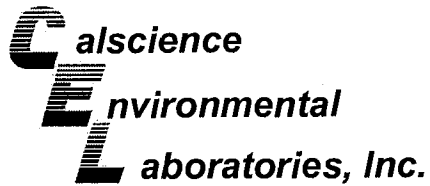
Date Received: 07/24/09  
 Work Order No: 09-07-1999  
 Preparation: N/A  
 Method: EPA 300.0

Project 461 8th Street, Oakland, CA

Quality Control Sample ID	Matrix	Instrument	Date Prepared	Date Analyzed	MS/MSD Batch Number
09-07-1991-1	Aqueous	IC 9	N/A	07/24/09	090724S01

Parameter	MS %REC	MSD %REC	%REC CL	RPD	RPD CL	Qualifiers
Sulfate	102	102	80-120	0	0-20	

RPD - Relative Percent Difference , CL - Control Limit



## Quality Control - Spike/Spike Duplicate



Blaine Tech Services, Inc.  
1680 Rogers Avenue  
San Jose, CA 95112-1105

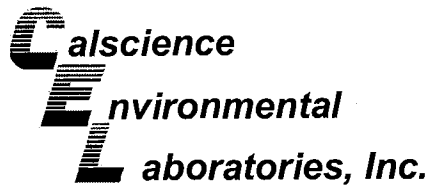
Date Received: 07/24/09  
Work Order No: 09-07-1999  
Preparation: N/A  
Method: EPA 300.0

Project 461 8th Street, Oakland, CA

Quality Control Sample ID	Matrix	Instrument	Date Prepared	Date Analyzed	MS/MSD Batch Number
S-23	Aqueous	IC-9	N/A	07/24/09	090724S02

Parameter	MS %REC	MSD %REC	%REC CL	RPD	RPD CL	Qualifiers
Sulfate	101	101	80-120	0	0-20	

RPD - Relative Percent Difference , CL - Control Limit



Quality Control - Duplicate



Blaine Tech Services, Inc.  
 1680 Rogers Avenue  
 San Jose, CA 95112-1105

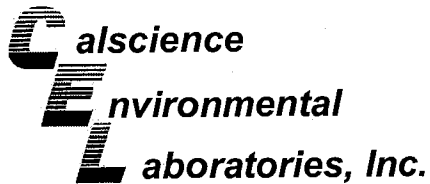
Date Received: 07/24/09  
 Work Order No: 09-07-1999  
 Preparation: N/A  
 Method: SM 2540 D

Project: 461 8th Street, Oakland, CA

Quality Control Sample ID	Matrix	Instrument	Date Prepared:	Date Analyzed:	Duplicate Batch Number
S-17	Aqueous	N/A	07/28/09	07/28/09	90728TSSD1

<u>Parameter</u>	<u>Sample Conc</u>	<u>DUP Conc</u>	<u>RPD</u>	<u>RPD CL</u>	<u>Qualifiers</u>
Solids, Total Suspended	663	665	0	0-20	

RPD - Relative Percent Difference , CL - Control Limit



## Quality Control - Spike/Spike Duplicate



Blaine Tech Services, Inc.  
1680 Rogers Avenue  
San Jose, CA 95112-1105

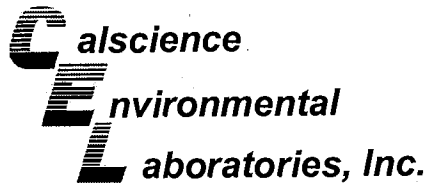
Date Received: 07/24/09  
Work Order No: 09-07-1999  
Preparation: EPA 5030B  
Method: LUFT GC/MS / EPA 8260B

Project 461 8th Street, Oakland, CA

Quality Control Sample ID	Matrix	Instrument	Date Prepared	Date Analyzed	MS/MSD Batch Number
S-22B	Aqueous	GC/MS-T	07/24/09	07/24/09	090724S01

Parameter	MS %REC	MSD %REC	%REC CL	RPD	RPD CL	Qualifiers
Benzene	79	83	88-118	4	0-7	3
Carbon Tetrachloride	82	84	67-145	3	0-11	
Chlorobenzene	85	87	88-118	3	0-7	3
1,2-Dibromoethane	91	93	70-130	2	0-30	
1,2-Dichlorobenzene	86	90	86-116	4	0-8	
1,1-Dichloroethene	78	74	70-130	5	0-25	
Ethylbenzene	86	90	70-130	4	0-30	
Toluene	81	84	87-123	3	0-8	3
Trichloroethene	77	81	79-127	4	0-10	3
Vinyl Chloride	73	75	69-129	3	0-13	
Methyl-t-Butyl Ether (MTBE)	90	99	71-131	9	0-13	
Tert-Butyl Alcohol (TBA)	85	81	36-168	5	0-45	
Diisopropyl Ether (DIPE)	78	81	81-123	4	0-9	3
Ethyl-t-Butyl Ether (ETBE)	86	91	72-126	5	0-12	
Tert-Amyl-Methyl Ether (TAME)	93	97	72-126	4	0-12	
Ethanol	79	65	53-149	20	0-31	

RPD - Relative Percent Difference, CL - Control Limit



## Quality Control - Spike/Spike Duplicate



Blaine Tech Services, Inc.  
1680 Rogers Avenue  
San Jose, CA 95112-1105

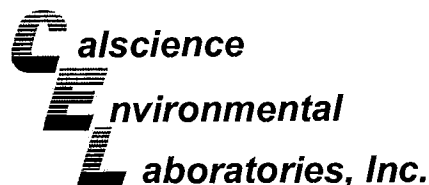
Date Received: 07/24/09  
Work Order No: 09-07-1999  
Preparation: EPA 5030B  
Method: LUFT GC/MS / EPA 8260B

Project 461 8th Street, Oakland, CA

Quality Control Sample ID	Matrix	Instrument	Date Prepared	Date Analyzed	MS/MSD Batch Number
09-07-1921-1	Aqueous	GC/MS U	07/24/09	07/24/09	090724S01

Parameter	MS %REC	MSD %REC	%REC CL	RPD	RPD CL	Qualifiers
Benzene	91	92	88-118	2	0-7	
Carbon Tetrachloride	105	107	67-145	2	0-11	
Chlorobenzene	95	91	88-118	4	0-7	
1,2-Dibromoethane	99	99	70-130	1	0-30	
1,2-Dichlorobenzene	98	96	86-116	3	0-8	
1,1-Dichloroethene	86	84	70-130	3	0-25	
Ethylbenzene	100	97	70-130	3	0-30	
Toluene	93	93	87-123	1	0-8	
Trichloroethene	90	88	79-127	2	0-10	
Vinyl Chloride	80	78	69-129	3	0-13	
Methyl-t-Butyl Ether (MTBE)	96	90	71-131	2	0-13	
Tert-Butyl Alcohol (TBA)	92	94	36-168	2	0-45	
Diisopropyl Ether (DIPE)	94	91	81-123	3	0-9	
Ethyl-t-Butyl Ether (ETBE)	100	97	72-126	3	0-12	
Tert-Amyl-Methyl Ether (TAME)	104	104	72-126	1	0-12	
Ethanol	95	92	53-149	3	0-31	

RPD - Relative Percent Difference, CL - Control Limit



## Quality Control - Spike/Spike Duplicate



Blaine Tech Services, Inc.  
1680 Rogers Avenue  
San Jose, CA 95112-1105

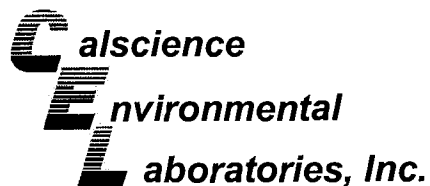
Date Received: 07/24/09  
Work Order No: 09-07-1999  
Preparation: EPA 5030B  
Method: LUFT GC/MS / EPA 8260B

Project 461 8th Street, Oakland, CA

Quality Control Sample ID	Matrix	Instrument	Date Prepared	Date Analyzed	MS/MSD Batch Number
S-10	Aqueous	GC/MS.RR	07/28/09	07/28/09	090728S01

Parameter	MS %REC	MSD %REC	%REC CL	RPD	RPD CL	Qualifiers
Benzene	102	100	88-118	2	0-7	
Carbon Tetrachloride	117	112	67-145	4	0-11	
Chlorobenzene	104	101	88-118	3	0-7	
1,2-Dibromoethane	103	100	70-130	3	0-30	
1,2-Dichlorobenzene	100	97	86-116	3	0-8	
1,1-Dichloroethene	116	111	70-130	4	0-25	
Ethylbenzene	104	99	70-130	4	0-30	
Toluene	102	98	87-123	4	0-8	
Trichloroethene	105	100	79-127	5	0-10	
Vinyl Chloride	98	97	69-129	1	0-13	
Methyl-t-Butyl Ether (MTBE)	102	100	71-131	2	0-13	
Tert-Butyl Alcohol (TBA)	96	100	36-168	5	0-45	
Diisopropyl Ether (DIPE)	89	87	81-123	2	0-9	
Ethyl-t-Butyl Ether (ETBE)	95	93	72-126	2	0-12	
Tert-Amyl-Methyl Ether (TAME)	100	100	72-126	0	0-12	
Ethanol	106	122	53-149	14	0-31	

RPD - Relative Percent Difference, CL - Control Limit



## Quality Control - Spike/Spike Duplicate



Blaine Tech Services, Inc.  
1680 Rogers Avenue  
San Jose, CA 95112-1105

Date Received: 07/24/09  
Work Order No: 09-07-1999  
Preparation: EPA 5030B  
Method: LUFT GC/MS / EPA 8260B

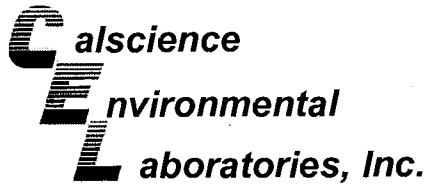
Project 461 8th Street, Oakland, CA

Quality Control Sample ID	Matrix	Instrument	Date Prepared	Date Analyzed	MS/MSD Batch Number
09-07-2144-7	Aqueous	GC/MS/W	07/29/09	07/29/09	090729S01

Parameter	MS %REC	MSD %REC	%REC CL	RPD	RPD CL	Qualifiers
Benzene	98	95	72-120	3	0-20	
Carbon Tetrachloride	87	86	63-135	1	0-20	
Chlorobenzene	93	92	80-120	0	0-20	
1,2-Dibromoethane	101	96	80-120	4	0-20	
1,2-Dichlorobenzene	94	97	80-120	3	0-20	
1,1-Dichloroethene	87	85	60-132	2	0-24	
Ethylbenzene	105	103	78-120	2	0-20	
Toluene	95	95	74-122	0	0-20	
Trichloroethene	94	92	69-120	2	0-20	
Vinyl Chloride	70	77	58-130	10	0-20	
Methyl-t-Butyl Ether (MTBE)	101	101	72-126	1	0-21	
Tert-Butyl Alcohol (TBA)	91	94	72-126	3	0-20	
Diisopropyl Ether (DIPE)	106	102	71-137	3	0-23	
Ethyl-t-Butyl Ether (ETBE)	102	102	74-128	0	0-20	
Tert-Amyl-Methyl Ether (TAME)	111	107	76-124	3	0-20	
Ethanol	101	92	35-167	9	0-48	

RPD - Relative Percent Difference, CL - Control Limit





Quality Control - LCS/LCS Duplicate



Blaine Tech Services, Inc.  
 1680 Rogers Avenue  
 San Jose, CA 95112-1105

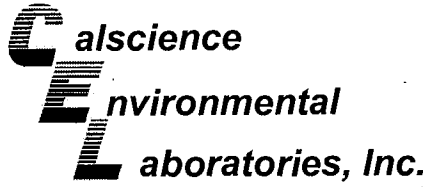
Date Received: N/A  
 Work Order No: 09-07-1999  
 Preparation: EPA 3010A Total  
 Method: EPA 6010B

Project: 461 8th Street, Oakland, CA

Quality Control Sample ID	Matrix	Instrument	Date Prepared	Date Analyzed	LCS/LCSD Batch Number
097-01-003-9,591	Aqueous	ICP 5300	07/27/09	07/28/09	090727LA2

Parameter	LCS %REC	LCSD %REC	%REC CL	RPD	RPD CL	Qualifiers
Arsenic	98	96	80-120	1	0-20	
Chromium	93	96	80-120	2	0-20	
Nickel	102	101	80-120	0	0-20	

RPD - Relative Percent Difference , CL - Control Limit



Quality Control - LCS/LCS Duplicate



Blaine Tech Services, Inc.  
 1680 Rogers Avenue  
 San Jose, CA 95112-1105

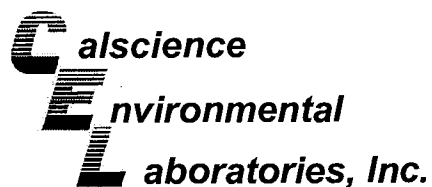
Date Received: N/A  
 Work Order No: 09-07-1999  
 Preparation: EPA 3005A Filt.  
 Method: EPA 6010B

Project: 461 8th Street, Oakland, CA

Quality Control Sample ID	Matrix	Instrument	Date Prepared	Date Analyzed	LCS/LCSD Batch Number
097-01-003-9:592	Aqueous	ICP 5300	07/27/09	07/28/09	090727/LA2E

Parameter	LCS %REC	LCSD %REC	%REC CL	RPD	RPD CL	Qualifiers
Arsenic	98	96	80-120	1	0-20	
Chromium	93	96	80-120	2	0-20	
Nickel	102	101	80-120	0	0-20	

RPD - Relative Percent Difference , CL - Control Limit



## Quality Control - LCS/LCS Duplicate



Blaine Tech Services, Inc.  
1680 Rogers Avenue  
San Jose, CA 95112-1105

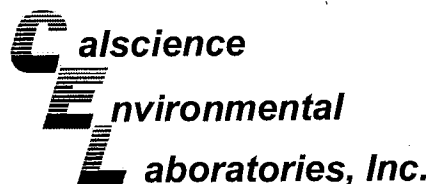
Date Received: N/A  
Work Order No: 09-07-1999  
Preparation: EPA 3010A Total  
Method: EPA 6010B

Project: 461 8th Street, Oakland, CA

Quality Control Sample ID	Matrix	Instrument	Date Prepared	Date Analyzed	LCS/LCSD Batch Number
097-01-003-9,589	Aqueous	ICP-5300	07/27/09	07/28/09	090727LA3

Parameter	LCS %REC	LCSD %REC	%REC CL	RPD	RPD CL	Qualifiers
Arsenic	94	95	80-120	2	0-20	
Chromium	92	93	80-120	1	0-20	
Nickel	98	100	80-120	2	0-20	

RPD - Relative Percent Difference, CL - Control Limit



Quality Control - LCS/LCS Duplicate



Blaine Tech Services, Inc.  
1680 Rogers Avenue  
San Jose, CA 95112-1105

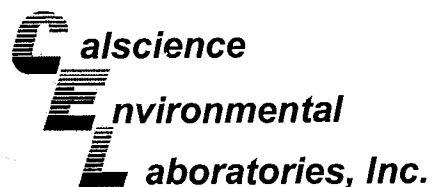
Date Received: N/A  
Work Order No: 09-07-1999  
Preparation: EPA 3005A Filt.  
Method: EPA 6010B

Project: 461 8th Street, Oakland, CA

Quality Control Sample ID	Matrix	Instrument	Date Prepared	Date Analyzed	LCS/LCSD Batch Number
097-01-003-9-590	Aqueous	ICP-5300	07/27/09	07/28/09	090727/LA3F

Parameter	LCS %REC	LCSD %REC	%REC CL	RPD	RPD CL	Qualifiers
Arsenic	94	95	80-120	2	0-20	
Chromium	92	93	80-120	1	0-20	
Nickel	98	100	80-120	2	0-20	

RPD - Relative Percent Difference , CL - Control Limit



## Quality Control - LCS/LCS Duplicate



Blaine Tech Services, Inc.  
1680 Rogers Avenue  
San Jose, CA 95112-1105

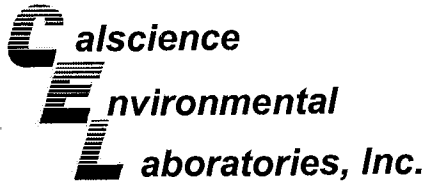
Date Received: N/A  
Work Order No: 09-07-1999  
Preparation: N/A  
Method: EPA 7199

Project: 461 8th Street, Oakland, CA

Quality Control Sample ID	Matrix	Instrument	Date Prepared	Date Analyzed	LCS/LCSD Batch Number
099-05-123-2,402	Aqueous	IC-12	N/A	07/24/09	090724L02

Parameter	LCS %REC	LCSD %REC	%REC CL	RPD	RPD CL	Qualifiers
Chromium, Hexavalent	101	102	80-120	1	0-20	

RPD - Relative Percent Difference , CL - Control Limit



Quality Control - LCS/LCS Duplicate



Blaine Tech Services, Inc.  
 1680 Rogers Avenue  
 San Jose, CA 95112-1105

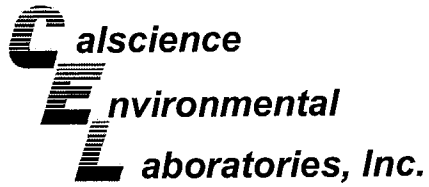
Date Received: N/A  
 Work Order No: 09-07-1999  
 Preparation: N/A  
 Method: EPA 300.0

Project: 461 8th Street, Oakland, CA

Quality Control Sample ID	Matrix	Instrument	Date Prepared	Date Analyzed	LCS/LCSD Batch Number
099-12-906-367	Aqueous	IC-9	N/A	07/24/09	090724L01

Parameter	LCS %REC	LCSD %REC	%REC CL	RPD	RPD CL	Qualifiers
Sulfate	101	101	90-110	0	0-15	

RPD - Relative Percent Difference , CL - Control Limit



Quality Control - LCS/LCS Duplicate



Blaine Tech Services, Inc.  
 1680 Rogers Avenue  
 San Jose, CA 95112-1105

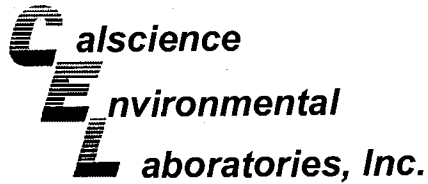
Date Received: N/A  
 Work Order No: 09-07-1999  
 Preparation: N/A  
 Method: EPA 300.0

Project: 461 8th Street, Oakland, CA

Quality Control Sample ID	Matrix	Instrument	Date Prepared	Date Analyzed	LCS/LCSD Batch Number
099-12-906-361	Aqueous	IC 9	N/A	07/24/09	090724L02

Parameter	LCS %REC	LCSD %REC	%REC CL	RPD	RPD CL	Qualifiers
Sulfate	100	100	90-110	0	0-15	

RPD - Relative Percent Difference , CL - Control Limit



## Quality Control - LCS/LCS Duplicate



Blaine Tech Services, Inc.  
1680 Rogers Avenue  
San Jose, CA 95112-1105

Date Received: N/A  
Work Order No: 09-07-1999  
Preparation: EPA 5030B  
Method: LUFT GC/MS / EPA 8260B

Project: 461 8th Street, Oakland, CA

Quality Control Sample ID	Matrix	Instrument	Date Prepared	Date Analyzed	LCS/LCSD Batch Number		
099-12-767-2,268	Aqueous	GC/MS.T	07/24/09	07/24/09	090724L01		
Parameter	LCS %REC	LCSD %REC	%REC CL	ME CL	RPD	RPD CL	Qualifiers
Benzene	106	106	84-120	78-126	0	0-8	
Carbon Tetrachloride	106	109	63-147	49-161	3	0-10	
Chlorobenzene	103	104	89-119	84-124	2	0-7	
1,2-Dibromoethane	106	107	80-120	73-127	1	0-20	
1,2-Dichlorobenzene	98	100	89-119	84-124	1	0-9	
1,1-Dichloroethene	120	120	77-125	69-133	0	0-16	
Ethylbenzene	112	112	80-120	73-127	0	0-20	
Toluene	106	106	83-125	76-132	1	0-9	
Trichloroethene	102	104	89-119	84-124	2	0-8	
Vinyl Chloride	94	96	63-135	51-147	1	0-13	
Methyl-t-Butyl Ether (MTBE)	104	105	82-118	76-124	1	0-13	
Tert-Butyl Alcohol (TBA)	74	90	46-154	28-172	19	0-32	
Diisopropyl Ether (DIPE)	90	92	81-123	74-130	2	0-11	
Ethyl-t-Butyl Ether (ETBE)	97	97	74-122	66-130	0	0-12	
Tert-Amyl-Methyl Ether (TAME)	105	105	76-124	68-132	0	0-10	
Ethanol	72	80	60-138	47-151	10	0-32	
TPPH	90	86	65-135	53-147	4	0-30	

Total number of LCS compounds : 17

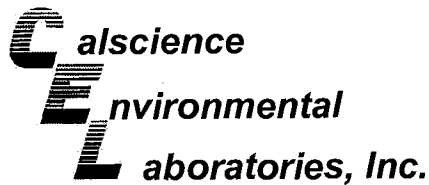
Total number of ME compounds : 0

Total number of ME compounds allowed : 1

LCS ME CL validation result : Pass

RPD - Relative Percent Difference , CL - Control Limit





## Quality Control - LCS/LCS Duplicate



Blaine Tech Services, Inc.  
1680 Rogers Avenue  
San Jose, CA 95112-1105

Date Received: N/A  
Work Order No: 09-07-1999  
Preparation: EPA 5030B  
Method: LUFT GC/MS / EPA 8260B

Project: 461 8th Street, Oakland, CA

Quality Control Sample ID	Matrix	Instrument	Date Prepared	Date Analyzed	LCS/LCSD Batch Number		
099-12-767-2:256	Aqueous	GC/MS U	07/24/09	07/24/09	090724L01		
Parameter	LCS %REC	LCSD %REC	%REC CL	ME CL	RPD	RPD CL	Qualifiers
Benzene	92	93	84-120	78-126	1	0-8	
Carbon Tetrachloride	102	108	63-147	49-161	5	0-10	
Chlorobenzene	94	95	89-119	84-124	2	0-7	
1,2-Dibromoethane	98	100	80-120	73-127	1	0-20	
1,2-Dichlorobenzene	94	93	89-119	84-124	1	0-9	
1,1-Dichloroethene	86	88	77-125	69-133	3	0-16	
Ethylbenzene	99	100	80-120	73-127	1	0-20	
Toluene	94	95	83-125	76-132	1	0-9	
Trichloroethene	91	93	89-119	84-124	2	0-8	
Vinyl Chloride	80	80	63-135	51-147	0	0-13	
Methyl-t-Butyl Ether (MTBE)	94	97	82-118	76-124	3	0-13	
Tert-Butyl Alcohol (TBA)	96	93	46-154	28-172	3	0-32	
Diisopropyl Ether (DIPE)	90	92	81-123	74-130	2	0-11	
Ethyl-t-Butyl Ether (ETBE)	95	98	74-122	66-130	3	0-12	
Tert-Amyl-Methyl Ether (TAME)	101	102	76-124	68-132	1	0-10	
Ethanol	92	96	60-138	47-151	5	0-32	
TPPH	90	90	65-135	53-147	1	0-30	

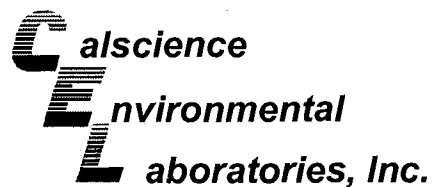
Total number of LCS compounds : 17

Total number of ME compounds : 0

Total number of ME compounds allowed : 1

LCS ME CL validation result : Pass

RPD - Relative Percent Difference , CL - Control Limit



## Quality Control - LCS/LCS Duplicate



Blaine Tech Services, Inc.  
1680 Rogers Avenue  
San Jose, CA 95112-1105

Date Received: N/A  
Work Order No: 09-07-1999  
Preparation: EPA 5030B  
Method: LUFT GC/MS / EPA 8260B

Project: 461 8th Street, Oakland, CA

Quality Control Sample ID	Matrix	Instrument	Date Prepared	Date Analyzed	LCS/LCSD Batch Number		
099-12-767-2,272	Aqueous	GC/MS/IRR	07/28/09	07/28/09	090728L01		
Parameter	LCS %REC	LCSD %REC	%REC CL	ME CL	RPD	RPD CL	Qualifiers
Benzene	97	95	80-122	73-129	2	0-20	
Carbon Tetrachloride	107	109	68-140	56-152	2	0-20	
Chlorobenzene	97	99	80-120	73-127	2	0-20	
1,2-Dibromoethane	97	97	80-121	73-128	1	0-20	
1,2-Dichlorobenzene	95	95	80-120	73-127	0	0-20	
1,1-Dichloroethene	104	106	72-132	62-142	2	0-25	
Ethylbenzene	97	97	80-126	72-134	0	0-20	
Toluene	97	96	80-121	73-128	1	0-20	
Trichloroethene	101	101	80-123	73-130	0	0-20	
Vinyl Chloride	103	103	67-133	56-144	0	0-20	
Methyl-t-Butyl Ether (MTBE)	96	97	75-123	67-131	1	0-20	
Tert-Butyl Alcohol (TBA)	94	89	75-123	67-131	5	0-20	
Diisopropyl Ether (DIPE)	82	84	71-131	61-141	3	0-20	
Ethyl-t-Butyl Ether (ETBE)	90	91	76-124	68-132	1	0-20	
Tert-Amyl-Methyl Ether (TAME)	98	97	80-123	73-130	1	0-20	
Ethanol	112	103	61-139	48-152	9	0-27	
TPPH	94	90	65-135	53-147	4	0-30	

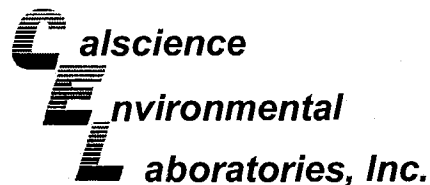
Total number of LCS compounds : 17

Total number of ME compounds : 0

Total number of ME compounds allowed : 1

LCS ME CL validation result : Pass

RPD - Relative Percent Difference , CL - Control Limit



## Quality Control - LCS/LCS Duplicate



Blaine Tech Services, Inc.  
1680 Rogers Avenue  
San Jose, CA 95112-1105

Date Received: N/A  
Work Order No: 09-07-1999  
Preparation: EPA 5030B  
Method: LUFT GC/MS / EPA 8260B

Project: 461 8th Street, Oakland, CA

Quality Control Sample ID	Matrix	Instrument	Date Prepared	Date Analyzed	LCS/LCSD Batch Number		
099-12-767-2,287	Aqueous	GC/MS W	07/29/09	07/29/09	090729L01		
Parameter	LCS %REC	LCSD %REC	%REC CL	ME CL	RPD	RPD CL	Qualifiers
Benzene	97	93	80-122	73-129	4	0-20	
Carbon Tetrachloride	88	87	68-140	56-152	1	0-20	
Chlorobenzene	94	90	80-120	73-127	4	0-20	
1,2-Dibromoethane	92	94	80-121	73-128	2	0-20	
1,2-Dichlorobenzene	94	87	80-120	73-127	8	0-20	
1,1-Dichloroethene	89	84	72-132	62-142	6	0-25	
Ethylbenzene	107	103	80-126	72-134	4	0-20	
Toluene	97	93	80-121	73-128	4	0-20	
Trichloroethene	98	92	80-123	73-130	6	0-20	
Vinyl Chloride	85	85	67-133	56-144	1	0-20	
Methyl-t-Butyl Ether (MTBE)	95	93	75-123	67-131	2	0-20	
Tert-Butyl Alcohol (TBA)	83	96	75-123	67-131	14	0-20	
Diisopropyl Ether (DIPE)	100	95	71-131	61-141	4	0-20	
Ethyl-t-Butyl Ether (ETBE)	94	92	76-124	68-132	1	0-20	
Tert-Amyl-Methyl Ether (TAME)	103	100	80-123	73-130	3	0-20	
Ethanol	97	98	61-139	48-152	2	0-27	
TPPH	98	96	65-135	53-147	1	0-30	

Total number of LCS compounds : 17

Total number of ME compounds : 0

Total number of ME compounds allowed : 1

LCS ME CL validation result : Pass

RPD - Relative Percent Difference , CL - Control Limit



Work Order Number: 09-07-1999

<u>Qualifier</u>	<u>Definition</u>
*	See applicable analysis comment.
1	Surrogate compound recovery was out of control due to a required sample dilution, therefore, the sample data was reported without further clarification.
2	Surrogate compound recovery was out of control due to matrix interference. The associated method blank surrogate spike compound was in control and, therefore, the sample data was reported without further clarification.
3	Recovery of the Matrix Spike (MS) or Matrix Spike Duplicate (MSD) compound was out of control due to matrix interference. The associated LCS and/or LCSD was in control and, therefore, the sample data was reported without further clarification.
4	The MS/MSD RPD was out of control due to matrix interference. The LCS/LCSD RPD was in control and, therefore, the sample data was reported without further clarification.
5	The PDS/PDSD associated with this batch of samples was out of control due to a matrix interference effect. The associated batch LCS/LCSD was in control and, hence, the associated sample data was reported with no further corrective action required.
A	Result is the average of all dilutions, as defined by the method.
B	Analyte was present in the associated method blank.
C	Analyte presence was not confirmed on primary column.
E	Concentration exceeds the calibration range.
H	Sample received and/or analyzed past the recommended holding time.
J	Analyte was detected at a concentration below the reporting limit and above the laboratory method detection limit. Reported value is estimated.
ME	LCS Recovery Percentage is within LCS ME Control Limit range.
N	Nontarget Analyte.
ND	Parameter not detected at the indicated reporting limit.
Q	Spike recovery and RPD control limits do not apply resulting from the parameter concentration in the sample exceeding the spike concentration by a factor of four or greater.
U	Undetected at the laboratory method detection limit.
X	% Recovery and/or RPD out-of-range.
Z	Analyte presence was not confirmed by second column or GC/MS analysis.
	Solid - Unless otherwise indicated, solid sample data is reported on a wet weight basis, not corrected for % moisture.

LAB (LOCATION)

- CALSCIENCE ( )
- SPL ( )
- XENCO ( )
- TEST AMERICA ( )
- OTHER ( )

**COPY**

Shell Oil Products Chain Of Custody Record

Please Check Appropriate Box:

<input type="checkbox"/> ENV. SERVICES	<input type="checkbox"/> MOTIVA RETAIL	<input type="checkbox"/> SHELL RETAIL
<input type="checkbox"/> MOTIVA SO&M	<input checked="" type="checkbox"/> CONSULTANT	<input type="checkbox"/> LUBES
<input type="checkbox"/> SHELL PIPELINE	<input type="checkbox"/> OTHER	

Print Bill To Contact Name: Peter Schaefer 241501

INCIDENT # (ENV-SERVICES): 9 7 0 9 3 3 9 9

DATE: 7/23/09

PAGE: 1 of 2

SAMPLING COMPANY <b>Blaine Tech Services</b>	LOG CODE <b>BTSS</b>	SITE ADDRESS: Street and City <b>461 8th St, Oakland</b>	State <b>CA</b>	GLOBAL ID NO <b>T0600101263</b>
ADDRESS <b>1680 Rogers Ave, San Jose, CA 95112</b>		EDF DELIVERABLE TO (Name, Company, Office Location) <b>Anni Kreml, CRA, Emeryville Office</b>	PHONE NO <b>510-420-3335</b>	E-MAIL <b>shelledf@croworld.com</b>
PROJECT CONTACT (Hardcopy or PDF Report) <b>Michael Ninokata Copy to Shell.Lab.Billing@croworld.com</b>		SAMPLER NAME(S) (Print) <b>PC, 1W, JO</b>	LAB USE ONLY <b>07-1999</b>	
TELEPHONE <b>(408)573-0555</b>	FAX <b>(408)573-7771</b>	E-MAIL <b>mninokata@blainetech.com</b>		

TURNAROUND TIME (CALENDAR DAYS):

STANDARD (14 DAY)     5 DAYS     3 DAYS     2 DAYS     24 HOURS     RESULTS NEEDED ON WEEKEND

LA - RWQCB REPORT FORMAT     USIT AGENCY:

SPECIAL INSTRUCTIONS OR NOTES :

Metals analyses to be run Total and Dissolved. One field filtered and one non field filtered HNO3 poly provided.

See attachment for methods and metals list

SHORT HOLDS

SHELL CONTRACT RATE APPLIES

STATE REIMBURSEMENT RATE APPLIES

EDD NOT NEEDED

RECEIPT VERIFICATION REQUESTED

LAB USE ONLY	Field Sample Identification	SAMPLING		MATRIX	PRESERVATIVE					NO. OF CONT.	TPH - Purgeable (8260E)	BTEX (8260E)	MTBE (8260E)	EDB (8260E)	EDC (8260E)	Sulfate	Chromium VI	Arsenic, Nickel, Chromium	Total Suspended Solids	TEMPERATURE ON RECEIPT °C	Container PID Readings or Laboratory Notes
		DATE	TIME		HCL	HNO3	H2SO4	NONE	EDTA												
	S-5	7/23/09	1010	W	X					3	X	X									
	S-6		1045		X					3	X	X									
	S-8		1340		X	X		X		7	X	X			X	X	X	X			
	S-9		1335		X	X		X		7	X	X			X	X	X	X			
	S-10		1035		X	X		X		38	X	X			X	X	X	X			
	S-12		1315		X	X		X		7	X	X			X	X	X	X			
	S-13		1355		X	X		X		7	X	X			X	X	X	X			
	S-14R		1400		X	X		X		7	X	X			X	X	X	X			
	S-17		1335		X	X		X		7	X	X			X	X	X	X			
	S-18		1418		X	X		X		7	X	X			X	X	X	X			

Requested by: (Signature) <i>[Signature]</i>	Received by: (Signature) <i>[Signature]</i> SAMPLE CUSTODIAN	Date: 7/23/09	Time: 1610
Requested by: (Signature)	Received by: (Signature)	Date:	Time:
Requested by: (Signature) SHIPPED VIA GSO	Received by: (Signature)	Date:	Time:

05/2006 Revision

LAB (LOCATION)

- CALSCIENCE ( )
- SPL ( )
- XENCO ( )
- TEST AMERICA ( )
- OTHER ( )



# Shell Oil Products Chain Of Custody Record

Please Check Appropriate Box:

<input type="checkbox"/> ENV. SERVICES	<input type="checkbox"/> SHELL RETAIL
<input type="checkbox"/> HAZARDOUS WASTE	<input type="checkbox"/> LUBES
<input type="checkbox"/> SHELL PIPELINE	<input type="checkbox"/> OTHER

Print Bill To Contact Name: Peter Schaefer 241501

INCIDENT # (ENV SERVICES): 9 7 0 9 3 3 9 9

DATE: 7/23/09

PO #: \_\_\_\_\_ SAP #: \_\_\_\_\_

PAGE 2 of 2

SAMPLING COMPANY: Blaine Tech Services

LOG CODE: BTSS

ADDRESS: 1680 Rogers Ave, San Jose, CA 95112

PROJECT CONTACT (Hardcopy or PDF Report): Michael Ninokata Copy to Shell.Lab.Billing@croworld.com

TELEPHONE: (408)573-0555 FAX: (408)573-7771 E-MAIL: mninokata@blainetech.com

TURNAROUND TIME (CALENDAR DAYS):  STANDARD (14 DAY)  5 DAYS  3 DAYS  2 DAYS  24 HOURS  RESULTS NEEDED ON WEEKEND

LA - RWQCB REPORT FORMAT  UST AGENCY:

SPECIAL INSTRUCTIONS OR NOTES: Metals analyses to be run Total and Dissolved. One field filtered and one non field filtered HNO3 poly provided. See attachment for methods and metals list SHORT HOLDS

SHELL CONTRACT RATE APPLIES  STATE REIMBURSEMENT RATE APPLIES  EDD NOT NEEDED  RECEIPT VERIFICATION REQUESTED

Print Bill To Contact Name: Anni Kreni, CRA, Emeryville Office

INCIDENT # (ENV SERVICES): 9 7 0 9 3 3 9 9

DATE: 7/23/09

PO #: \_\_\_\_\_ SAP #: \_\_\_\_\_

LAB USE ONLY: 07-1999

LAB USE ONLY	Field Sample Identification	SAMPLING		MATRIX	PRESERVATIVE					NO. OF CONT.	REQUESTED ANALYSIS							TEMPERATURE ON RECEIPT C°	Container PID Readings or Laboratory Notes		
		DATE	TIME		HCL	HNO3	H2SO4	NONE	EDTA		TPH - Purgeable (8260B)	BTEX (8260B)	MTBE (8260B)	EDB (8260B)	EDC (8260B)	Sulfate	Chromium VI			Arsenic, Nickel, Chromium	Total Suspended Solids
	S-19	7/23/09	1349	W	X	X				7	X	X			X	X	X	X			
	S-20		1425		X	X				7	X	X			X	X	X	X			
	S-21A		1349		X	X				7	X	X			X	X	X	X			
	S-21B		1405		X	X				7	X	X			X	X	X	X			
	S-22A		1420		X	X				7	X	X			X	X	X	X			
	S-22B		1325		X	X				7	X	X			X	X	X	X			
	S-23		1410		X	X				7	X	X			X	X	X	X			

Requisitioned by: (Signature) *[Signature]* Received by: (Signature) *[Signature]* SAMPLE CUSTODIAN

Date: 7/23/09 Time: 1610

Requisitioned by: (Signature) \_\_\_\_\_ Received by: (Signature) \_\_\_\_\_

Date: \_\_\_\_\_ Time: \_\_\_\_\_

Requisitioned by: (Signature) SHIPPED VIA GSO Received by: (Signature) \_\_\_\_\_

Date: \_\_\_\_\_ Time: \_\_\_\_\_

05/2006 Revision

LAB (LOCATION)



Shell Oil Products Chain Of Custody Record

- CALSCIENCE ( )
- SPL ( )
- XENCO ( )
- TEST AMERICA ( )
- OTHER ( )

Please Check Appropriate Box:

<input type="checkbox"/> ENV. SERVICES	<input type="checkbox"/> MOTIVA RETAIL	<input type="checkbox"/> SHELL RETAIL
<input type="checkbox"/> MOTIVA SD&CM	<input checked="" type="checkbox"/> CONSULTANT	<input type="checkbox"/> LUBES
<input type="checkbox"/> SHELL PIPELINE	<input type="checkbox"/> OTHER _____	

Print Bill To Contact Name: **Peter Schaefer 241501**

INCIDENT # (ENV SERVICES): **9 7 0 9 3 3 9 9**

PO # \_\_\_\_\_ SAP # \_\_\_\_\_

CHECK IF NO INCIDENT # APPLIES

DATE: **7/23/09**

PAGE: **1** of **2**

SAMPLING COMPANY: **Blaine Tech Services** LOS CODE: **BTSS**

ADDRESS: **1680 Rogers Ave, San Jose, CA 95112**

PROJECT CONTACT (Hardcopy or PDF Report to): **Michael Ninokata Copy to Shell.Lab.Billing@croworld.com**

TELEPHONE: **(408)573-8555** FAX: **(408)573-7771** E-MAIL: **mninokata@blainetech.com**

TURNAROUND TIME (CALENDAR DAYS):  
 STANDARD (14 DAY)  5 DAYS  3 DAYS  2 DAYS  24 HOURS  RESULTS NEEDED ON WEEKEND

LA - RWQCB REPORT FORMAT  UST AGENCY:

SPECIAL INSTRUCTIONS OR NOTES:  
**Metals analyses to be run Total and Dissolved. One field filtered and one non field filtered HNO3 poly provided.**  
 See attachment for methods and metals list  
**SHORT HOLDS**

SHELL CONTRACT RATE APPLIES   
 STATE REIMBURSEMENT RATE APPLIES   
 EDD NOT NEEDED   
 RECEIPT VERIFICATION REQUESTED

SITE ADDRESS: Street and City: **461 8th St., Oakland** State: **CA** GLOBAL ID NO: **T0600101263**

EDF DELIVERABLE TO (Name, Company, Office Location): **Anni Kreml, CRA, Emeryville Office** PHONE NO: **510-420-3335** E-MAIL: **shelledf@croworld.com** CONSULTANT PROJECT NO: **090723-1W**

SAMPLER NAME(S) (Print): **PC, 1W, JO** LAB USE ONLY: **07-1999**

REQUESTED ANALYSIS

LAB USE ONLY	Field Sample Identification	SAMPLING		MATRIX	PRESERVATIVE					NO. OF CONT.	TPH - Purgeable (8260B)	BTEX (8260B)	MTBE (8260B)	EDB (8260B)	EDC (8260B)	Sulfate	Chromium VI	Arsenic, Nickel, Chromium	Total Suspended Solids	TEMPERATURE ON RECEIPT C°	Container PID Readings or Laboratory Notes
		DATE	TIME		HCL	HNO3	H2SO4	NONE	EDTA												
1	S-5	7/23/09	1010	W	X					3	X	X									
2	S-6		1045		X					3	X	X									
3	S-8		1340		X	X		X		7	X	X				X	X	X			
4	S-9		1335		X	X		X		7	X	X				X	X	X			
5	S-10		1035		X	X		X		7	X	X				X	X	X			
6	S-12		1315		X	X		X		7	X	X				X	X	X			
7	S-13		1355		X	X		X		7	X	X				X	X	X			
8	S-14R		1400		X	X		X		7	X	X				X	X	X			
9	S-17		1335		X	X		X		7	X	X				X	X	X			
10	S-18		1418		X	X		X		7	X	X				X	X	X			

Relinquished by: (Signature) <i>[Signature]</i>	Received by: (Signature) <i>[Signature]</i> <b>SAMPLE CUSTODIAN</b>	Date: <b>7/23/09</b>	Time: <b>1610</b>
Relinquished by: (Signature)	Received by: (Signature)	Date:	Time:
Relinquished by: (Signature) <b>SHIPPED VIA GSO</b>	Received by: (Signature) <b>Wobatu CE</b>	Date: <b>7/24/09</b>	Time: <b>1030</b>

512310572  
512310573

CS/2/06 Revision

LAB (LOCATION)

- CALSCIENCE ( )
- SPL ( )
- XENCO ( )
- TEST AMERICA ( )
- OTHER ( )



# Shell Oil Products Chain Of Custody Record

**Please Check Appropriate Box:**

<input type="checkbox"/> ENV. SERVICES	<input type="checkbox"/> MOTIVA RETAIL	<input type="checkbox"/> SHELL RETAIL
<input type="checkbox"/> MOTIVA SD&CM	<input checked="" type="checkbox"/> CONSULTANT	<input type="checkbox"/> LUBES
<input type="checkbox"/> SHELL PIPELINE	<input type="checkbox"/> OTHER _____	

**Print Bill To Contact Name:** Peter Schaefer 241501

**INCIDENT # (ENV SERVICES):** 9 7 0 9 3 3 9 9

**PO #:** \_\_\_\_\_ **SAP #:** \_\_\_\_\_

**CHECK IF NO INCIDENT # APPLIES:**

**DATE:** 7/23/09 **PAGE:** 2 of 2

**SAMPLING COMPANY:** Blaine Tech Services **LOG CODE:** BTSS

**ADDRESS:** 1680 Rogers Ave, San Jose, CA 95112

**PROJECT CONTACT (Hardcopy or PDF Report to):** Michael Ninokata Copy to Shell.Lab.Billing@croworld.com

**TELEPHONE:** (408)573-0555 **FAX:** (408)573-7771 **E-MAIL:** mnninokata@blainetech.com

**TURNAROUND TIME (CALENDAR DAYS):**  STANDARD (14 DAY)  5 DAYS  3 DAYS  2 DAYS  24 HOURS  RESULTS NEEDED ON WEEKEND

LA - RWQCB REPORT FORMAT  UST AGENCY:

**SPECIAL INSTRUCTIONS OR NOTES:**  
 Metals analyses to be run Total and Dissolved. One field filtered and one non field filtered HNO3 poly provided.  
 See attachment for methods and metals list  
 SHORT HOLDS

SHELL CONTRACT RATE APPLIES  
 STATE REIMBURSEMENT RATE APPLIES  
 EDD NOT NEEDED  
 RECEIPT VERIFICATION REQUESTED

**EDF DELIVERABLE TO (Name, Company, Office Location):** Anni Kreml, CRA, Emeryville Office **PHONE NO:** 510-420-3335 **E-MAIL:** shelledf@croworld.com **CONSULTANT PROJECT NO:** 090723-1W1 **BTS #:**

**SAMPLER NAME(S) (Print):** PC, W, JO **LAB USE ONLY:** 07-1999

LAB USE ONLY	Field Sample Identification	SAMPLING		MATRIX	PRESERVATIVE					NO. OF CONT.	REQUESTED ANALYSIS							TEMPERATURE ON RECEIPT C°	Container PID Readings or Laboratory Notes		
		DATE	TIME		HCL	HNO3	H2SO4	NONE	EDTA		TPH - Purgeable (8260B)	BTEX (8260B)	MTBE (8260B)	EDB (8260B)	EDC (8260B)	Sulfate	Chromium VI			Arsenic, Nickel, Chromium	Total Suspended Solids
11	S-19	7/23/09	1345	W	X	X				7	X	X				X	X	X			
12	S-20		1425		X	X				7	X	X				X	X	X			
13	S-21A		1345		X	X				7	X	X				X	X	X			
14	S-21B		1405		X	X				7	X	X				X	X	X			
15	S-22A		1420		X	X				7	X	X				X	X	X			
16	S-22B		1325		X	X				7	X	X				X	X	X			
17	S-23		1410		X	X				7	X	X				X	X	X			

Relinquished by: (Signature) <i>[Signature]</i>	Received by: (Signature) <i>[Signature]</i> <b>SAMPLE CUSTODIAN</b>	Date: 7/23/09	Time: 1610
Relinquished by: (Signature)	Received by: (Signature)	Date:	Time:
Relinquished by: (Signature) <b>SHIPPED VIA GSO</b> 512310572	Received by: (Signature) <i>Wcbatm</i> <b>CE</b>	Date: 7/24/09	Time: 1030

05/2/06 Revision



WORK ORDER #: 09-07-1999

**SAMPLE RECEIPT FORM**

Cooler 1 of 2

CLIENT: BTS

DATE: 7/24/09

**TEMPERATURE:** (Criteria: 0.0°C – 6.0°C, not frozen)

Temperature 2.5 °C - 0.2°C (CF) = 2.3 °C     Blank     Sample

Sample(s) outside temperature criteria (PM/APM contacted by: \_\_\_\_\_).

Sample(s) outside temperature criteria but received on ice/chilled on same day of sampling.

Received at ambient temperature, placed on ice for transport by Courier. \_\_\_\_\_

Ambient Temperature:     Air     Filter     Metals Only     PCBs Only    Initial: WB

**CUSTODY SEALS INTACT:**

Cooler     \_\_\_\_\_     No (Not Intact)     Not Present     N/A    Initial: WB

Sample     \_\_\_\_\_     No (Not Intact)     Not Present    Initial: SO

**SAMPLE CONDITION:**

	Yes	No	N/A
Chain-Of-Custody (COC) document(s) received with samples.....	<input checked="" type="checkbox"/>	<input type="checkbox"/>	<input type="checkbox"/>
COC document(s) received complete.....	<input checked="" type="checkbox"/>	<input type="checkbox"/>	<input type="checkbox"/>
<input type="checkbox"/> Collection date/time, matrix, and/or # of containers logged in based on sample labels.			
<input type="checkbox"/> COC not relinquished. <input type="checkbox"/> No date relinquished. <input type="checkbox"/> No time relinquished.			
Sampler's name indicated on COC.....	<input checked="" type="checkbox"/>	<input type="checkbox"/>	<input type="checkbox"/>
Sample container label(s) consistent with COC.....	<input checked="" type="checkbox"/> <sup>PS</sup> 9/15/09	<input checked="" type="checkbox"/>	<input type="checkbox"/>
Sample container(s) intact and good condition.....	<input checked="" type="checkbox"/>	<input type="checkbox"/>	<input type="checkbox"/>
Correct containers and volume for analyses requested.....	<input checked="" type="checkbox"/>	<input type="checkbox"/>	<input type="checkbox"/>
Analyses received within holding time.....	<input checked="" type="checkbox"/>	<input type="checkbox"/>	<input type="checkbox"/>
Proper preservation noted on COC or sample container.....	<input checked="" type="checkbox"/>	<input type="checkbox"/>	<input type="checkbox"/>
<input type="checkbox"/> Unpreserved vials received for Volatiles analysis			
Volatile analysis container(s) free of headspace.....	<input checked="" type="checkbox"/>	<input type="checkbox"/>	<input type="checkbox"/>
Tedlar bag(s) free of condensation.....	<input type="checkbox"/>	<input type="checkbox"/>	<input checked="" type="checkbox"/>

**CONTAINER TYPE:**

**Solid:**  4ozCGJ     8ozCGJ     16ozCGJ     Sleeve     EnCores®     TerraCores®     \_\_\_\_\_

**Water:**  VOA     VOA<sup>3</sup>h     VOAna<sub>2</sub>     125AGB     125AGBh     125AGBp     1AGB     1AGBna<sub>2</sub>     1AGBs

500AGB     500AGJ     500AGJs     250AGB     250CGB     250CGBs     1PB     500PB     500PBna

250PB     250PBn     125PB     125PBz<sup>na</sup>     100PJ     100PJna<sub>2</sub>     \_\_\_\_\_     \_\_\_\_\_     \_\_\_\_\_

**Air:**  Tedlar®     Summa®     \_\_\_\_\_    **Other:**  \_\_\_\_\_    **Checked/Labeled by:** SO

**Container:** C: Clear A: Amber P: Plastic G: Glass J: Jar B: Bottle Z: Ziploc/Resealable Bag E: Envelop    **Reviewed by:** SO

**Preservative:** h: HCL    n: HNO<sub>3</sub>    na<sub>2</sub>: Na<sub>2</sub>S<sub>2</sub>O<sub>3</sub>    Na: NaOH    p: H<sub>3</sub>PO<sub>4</sub>    s: H<sub>2</sub>SO<sub>4</sub>    z<sup>na</sup>: ZnAc<sub>2</sub>+NaOH    f: Field-filtered    **Scanned by:** \_\_\_\_\_

**SAMPLE RECEIPT FORM**

Cooler 2 of 2

CLIENT: BTS

DATE: 7/24/09

**TEMPERATURE:** (Criteria: 0.0°C – 6.0°C, not frozen)

Temperature 2.6 °C – 0.2°C (CF) = 2.4 °C     Blank     Sample

Sample(s) outside temperature criteria (PM/APM contacted by: \_\_\_\_\_).

Sample(s) outside temperature criteria but received on ice/chilled on same day of sampling.

Received at ambient temperature, placed on ice for transport by Courier.

Ambient Temperature:     Air     Filter     Metals Only     PCBs Only    Initial: WB

**CUSTODY SEALS INTACT:**

Cooler     \_\_\_\_\_     No (Not Intact)     Not Present     N/A    Initial: WB

Sample     \_\_\_\_\_     No (Not Intact)     Not Present    Initial: WB

**SAMPLE CONDITION:**

	Yes	No	N/A
Chain-Of-Custody (COC) document(s) received with samples.....	<input checked="" type="checkbox"/>	<input type="checkbox"/>	<input type="checkbox"/>
COC document(s) received complete.....	<input checked="" type="checkbox"/>	<input type="checkbox"/>	<input type="checkbox"/>
<input type="checkbox"/> Collection date/time, matrix, and/or # of containers logged in based on sample labels.			
<input type="checkbox"/> COC not relinquished. <input type="checkbox"/> No date relinquished. <input type="checkbox"/> No time relinquished.			
Sampler's name indicated on COC.....	<input checked="" type="checkbox"/>	<input type="checkbox"/>	<input type="checkbox"/>
Sample container label(s) consistent with COC.....	<input checked="" type="checkbox"/>	<input type="checkbox"/>	<input type="checkbox"/>
Sample container(s) intact and good condition.....	<input checked="" type="checkbox"/>	<input type="checkbox"/>	<input type="checkbox"/>
Correct containers and volume for analyses requested.....	<input checked="" type="checkbox"/>	<input type="checkbox"/>	<input type="checkbox"/>
Analyses received within holding time.....	<input checked="" type="checkbox"/>	<input type="checkbox"/>	<input type="checkbox"/>
Proper preservation noted on COC or sample container.....	<input checked="" type="checkbox"/>	<input type="checkbox"/>	<input type="checkbox"/>
<input type="checkbox"/> Unpreserved vials received for Volatiles analysis			
Volatile analysis container(s) free of headspace.....	<input checked="" type="checkbox"/>	<input type="checkbox"/>	<input type="checkbox"/>
Tedlar bag(s) free of condensation.....	<input type="checkbox"/>	<input type="checkbox"/>	<input checked="" type="checkbox"/>

**CONTAINER TYPE:**

Solid:     4ozCGJ     8ozCGJ     16ozCGJ     Sleeve     EnCores®     TerraCores®     \_\_\_\_\_

Water:     VOA     VOA<sup>3</sup>h     VOAna<sub>2</sub>     125AGB     125AGBh     125AGBp     1AGB     1AGBna<sub>2</sub>     1AGBs

500AGB     500AGJ     500AGJs     250AGB     250CGB     250CGBs     1PB     500PB     500PBna

250PB     250PBn     125PB     125PBz<sub>na</sub>     100PJ     100PJna<sub>2</sub>     \_\_\_\_\_     \_\_\_\_\_     \_\_\_\_\_

Air:     Tedlar®     Summa®     \_\_\_\_\_    Other:     \_\_\_\_\_    Checked/Labeled by: WB

Container: C: Clear A: Amber P: Plastic G: Glass J: Jar B: Bottle Z: Ziploc/Resealable Bag E: Envelop    Reviewed by: WB

Preservative: h: HCL n: HNO<sub>3</sub> na<sub>2</sub>: Na<sub>2</sub>S<sub>2</sub>O<sub>3</sub> Na: NaOH p: H<sub>3</sub>PO<sub>4</sub> s: H<sub>2</sub>SO<sub>4</sub> z<sub>na</sub>: ZnAc<sub>2</sub>+NaOH f: Field-filtered    Scanned by: WB

## WELL GAUGING DATA

Project # 090723-1W-1 Date 7/23/09 Client SHELL

Site 461 8th STREET, OAKLAND

Well ID	Time	Well Size (in.)	Sheen / Odor	Depth to Immiscible Liquid (ft.)	Thickness of Immiscible Liquid (ft.)	Volume of Immiscibles Removed (ml)	Depth to water (ft.)	Depth to well bottom (ft.)	Survey Point: TOB or <u>FOC</u>	Notes
S-4	0903	4					21.74	28.63	↓	
S-5	<sup>1000</sup> 0910	4					16.62	30.30		
S-6	1030	4					20.66	37.75		
S-8	0836	4					23.02	29.00		
S-9	0853	4					22.48	29.68		
S-10	0847	4					23.56	35.77		
S-12	0839	4					24.50	34.21		
S-13	0849	4					23.51	32.68		
S-14R	0852	4					22.56	34.26		
S-17	0900	2					23.70	34.31		
S-18	0845	2					22.91	33.68		
S-19	0856	4					22.40	34.44		
S-20	0857	4					22.73	34.90		
S-21A	0908	4					23.85	26.58		
S-21B	0902	4					23.52	39.39		
S-22A	0905	4					23.01	26.50		
S-22B	0910	4					22.65	39.61		
S-23	0843	4					23.48	34.70	↓	

# SHELL WELL MONITORING DATA SHEET

BTS #: <u>090723-1W-1</u>	Site: <u>461 8th STREET, OAKLAND</u>
Sampler: <u>1W</u>	Date: <u>7/23/09</u>
Well I.D.: <u>S-5</u>	Well Diameter: 2 3 <u>(4)</u> 6 8 _____
Total Well Depth (TD): <u>30.30</u>	Depth to Water (DTW): <u>10.62</u>
Depth to Free Product:	Thickness of Free Product (feet):
Referenced to: <u>PVC</u> Grade	D.O. Meter (if req'd): <u>YSI</u> HACH
DTW with 80% Recharge [(Height of Water Column x 0.20) + DTW]: <u>19.34</u>	

Purge Method: Bailer \_\_\_\_\_ Waterra \_\_\_\_\_ Sampling Method:  Bailer  
 Disposable Bailer \_\_\_\_\_ Peristaltic \_\_\_\_\_ Disposable Bailer \_\_\_\_\_  
 Positive Air Displacement \_\_\_\_\_ Extraction Pump \_\_\_\_\_ Extraction Port \_\_\_\_\_  
 Electric Submersible \_\_\_\_\_ Other \_\_\_\_\_ Dedicated Tubing \_\_\_\_\_

Other: \_\_\_\_\_

8.9 (Gals.) X 3 = 26.7 Gals.  
 | Case Volume      Specified Volumes      Calculated Volume

Well Diameter	Multiplier	Well Diameter	Multiplier
1"	0.04	4"	0.65
2"	0.16	6"	1.47
3"	0.37	Other	radius <sup>2</sup> * 0.163

Time	Temp (°F)	pH	Cond. (mS or <u>µS</u> )	Turbidity (NTUs)	Gals. Removed	Observations
<u>1004</u>	<u>66.7</u>	<u>6.71</u>	<u>870</u>	<u>357</u>	<u>9.0</u>	<u>STRONG ODOR</u>
<u>1005</u>	<u>67.0</u>	<u>6.74</u>	<u>861</u>	<u>&gt;1000</u>	<u>18.0</u>	<u>"</u>
<u>1007</u>	<u>67.2</u>	<u>6.70</u>	<u>855</u>	<u>&gt;1000</u>	<u>27.0</u>	<u>"</u>

Did well dewater? Yes   No      Gallons actually evacuated: 27.0

Sampling Date: 7/23/09      Sampling Time: 1010      Depth to Water: 19.38 <sup>TRAFFIC</sup>

Sample I.D.: S-5      Laboratory: CalScience Columbia Other \_\_\_\_\_

Analyzed for: TPH-G BTEX MTBE TPH-D Oxygenates (5) Other: SEE COC

EB I.D. (if applicable): \_\_\_\_\_ @ \_\_\_\_\_ Time      Duplicate I.D. (if applicable): \_\_\_\_\_

Analyzed for: TPH-G BTEX MTBE TPH-D Oxygenates (5) Other: \_\_\_\_\_

D.O. (if req'd): <u>Pre-purge:</u> <u>1.48</u> mg/L	Post-purge: _____ mg/L
O.R.P. (if req'd): <u>Pre-purge:</u> <u>-84</u> mV	Post-purge: _____ mV





# SHELL MONITORING DATA SHEET

BTS #: 090723-1W-1	Site: 461 8th STREET, OAKLAND
Sampler: PC	Date: 7/23/09
Well I.D.: 5-9	Well Diameter: 2 3 4 6 8
Total Well Depth (TD): 29.68	Depth to Water (DTW): 22.48
Depth to Free Product:	Thickness of Free Product (feet):
Referenced to: PVC Grade	D.O. Meter (if req'd): YSI HACH
DTW with 80% Recharge [(Height of Water Column x 0.20) + DTW]: 23.92	

Purge Method:  Bailer  Disposable Bailer  Positive Air Displacement  Electric Submersible

Water  Peristaltic  Extraction Pump  Other \_\_\_\_\_

Sampling Method:  Bailer  Disposable Bailer  Extraction Port  Dedicated Tubing

Other: \_\_\_\_\_

4.7 (Gals.) X 3 = 14.1 Gals.

1 Case Volume      Specified Volumes      Calculated Volume

Well Diameter	Multiplier	Well Diameter	Multiplier
1"	0.04	4"	0.65
2"	0.16	6"	1.47
3"	0.37	Other	radius <sup>2</sup> * 0.163

Time	Temp (°F)	pH	Cond. (mS or µS)	Turbidity (NTUs)	Gals. Removed	Observations
1114	67.6	5.15	1015	67	5	
1115	68.3	5.92	892.1	24	10	odor
1116	68.5	6.23	829.7	16	14	

Did well dewater? Yes  No  Gallons actually evacuated: 14

Sampling Date: 7/23/09      Sampling Time: 1335      Depth to Water: 22.62

Sample I.D.: 5-9      Laboratory: CalScience Columbia Other \_\_\_\_\_

Analyzed for: TPH-G BTEX MTBE TPH-D Oxygenates (5) Other: SEE COC

EB I.D. (if applicable): @ Time      Duplicate I.D. (if applicable):

Analyzed for: TPH-G BTEX MTBE TPH-D Oxygenates (5) Other:

D.O. (if req'd): Pre-purge: 0.21 mg/L	Post-purge: mg/L
O.R.P. (if req'd): Pre-purge: 346 mV	Post-purge: mV





# SITING WELL MONITORING DATA SHEET

BTS #: 090723-1W-1	Site: 461 8th STREET, OAKLAND
Sampler: PC	Date: 7/23/09
Well I.D.: 5-12	Well Diameter: 2 3 <u>4</u> 6 8
Total Well Depth (TD): 34.21	Depth to Water (DTW): 24.50
Depth to Free Product:	Thickness of Free Product (feet):
Referenced to: <u>PVC</u> Grade	D.O. Meter (if req'd): <u>YSI</u> HACH
DTW with 80% Recharge [(Height of Water Column x 0.20) + DTW]: 26.44	

Purge Method: Bailer  Water  Sampling Method:  Bailer  
 Disposable Bailer  Peristaltic  Disposable Bailer   
 Positive Air Displacement  Extraction Pump  Extraction Port   
 Electric Submersible  Other \_\_\_\_\_  Dedicated Tubing

$6.3 \text{ (Gals.)} \times 3 = 18.9 \text{ Gals.}$ <p>I Case Volume      Specified Volumes      Calculated Volume</p>	<table border="1" style="width: 100%; border-collapse: collapse;"> <thead> <tr> <th>Well Diameter</th> <th>Multiplier</th> <th>Well Diameter</th> <th>Multiplier</th> </tr> </thead> <tbody> <tr> <td>1"</td> <td>0.04</td> <td>4"</td> <td>0.65</td> </tr> <tr> <td>2"</td> <td>0.16</td> <td>6"</td> <td>1.47</td> </tr> <tr> <td>3"</td> <td>0.37</td> <td>Other</td> <td>radius<sup>2</sup> * 0.163</td> </tr> </tbody> </table>	Well Diameter	Multiplier	Well Diameter	Multiplier	1"	0.04	4"	0.65	2"	0.16	6"	1.47	3"	0.37	Other	radius <sup>2</sup> * 0.163
Well Diameter	Multiplier	Well Diameter	Multiplier														
1"	0.04	4"	0.65														
2"	0.16	6"	1.47														
3"	0.37	Other	radius <sup>2</sup> * 0.163														

Time	Temp (°F)	pH	Cond. (mS or $\mu$ S)	Turbidity (NTUs)	Gals. Removed	Observations
1048	67.6	7.38	366.4	185	6.5	
1049	68.9	6.81	354.7	142	13	
1051	69.2	6.74	379.9	74	19	

Did well dewater? Yes  No Gallons actually evacuated: 19

Sampling Date: 7/23/09 Sampling Time: 1315 Depth to Water: 24.61

Sample I.D.: 5-12 Laboratory: CalScience Columbia Other \_\_\_\_\_

Analyzed for: TPH-G BTEX MTBE TPH-D Oxygenates (5) Other: SEE COC

EB I.D. (if applicable): @ \_\_\_\_\_ Time Duplicate I.D. (if applicable):

Analyzed for: TPH-G BTEX MTBE TPH-D Oxygenates (5) Other:

D.O. (if req'd): <u>Pre-purge:</u> 0.07 mg/L	Post-purge:
O.R.P. (if req'd): <u>Pre-purge:</u> 142 mV	Post-purge:

**SHELL MONITORING DATA SHEET**

BTS #: 090723-1W-1	Site: 461 8th STREET, OAKLAND
Sampler: PC	Date: 7/23/09
Well I.D.: 5-13	Well Diameter: 2 3 <u>4</u> 6 8
Total Well Depth (TD): 32.66	Depth to Water (DTW): 23.51
Depth to Free Product:	Thickness of Free Product (feet):
Referenced to: <u>PVC</u> Grade	D.O. Meter (if req'd): <u>YSI</u> HACH
DTW with 80% Recharge [(Height of Water Column x 0.20) + DTW]: 25.34	

Purge Method: Bailer \_\_\_\_\_ Waterra \_\_\_\_\_ Sampling Method:  Bailer  
 Disposable Bailer \_\_\_\_\_ Peristaltic \_\_\_\_\_ Disposable Bailer \_\_\_\_\_  
 Positive Air Displacement \_\_\_\_\_ Extraction Pump \_\_\_\_\_ Extraction Port \_\_\_\_\_  
 Electric Submersible Other \_\_\_\_\_ Dedicated Tubing \_\_\_\_\_

Other: \_\_\_\_\_

<u>6</u> (Gals.) X <u>3</u> = <u>18</u> Gals.		
I Case Volume	Specified Volumes	Calculated Volume

Well Diameter	Multiplier	Well Diameter	Multiplier
1"	0.04	4"	0.65
2"	0.16	6"	1.47
3"	0.37	Other	radius <sup>2</sup> * 0.163

Time	Temp (°F)	pH	Cond. (mS or µS)	Turbidity (NTUs)	Gals. Removed	Observations
1137	69.8	5.09	3154	166	6	
1138	70.2	5.19	3291	504	12	
1139	70.6	4.97	3400	311	18	

Did well dewater? Yes  No  Gallons actually evacuated: 18

Sampling Date: 7/23/09 Sampling Time: 1355 Depth to Water: 24.51

Sample I.D.: S-13 Laboratory: CalScience Columbia Other \_\_\_\_\_

Analyzed for: TPH-G BTEX MTBE TPH-D Oxygenates (5) Other: SEE COC

EB I.D. (if applicable): \_\_\_\_\_ @ \_\_\_\_\_ Time Duplicate I.D. (if applicable): \_\_\_\_\_

Analyzed for: TPH-G BTEX MTBE TPH-D Oxygenates (5) Other: \_\_\_\_\_

D.O. (if req'd):	<u>Pre-purge:</u> <u>1.23</u> mg/L	Post-purge:	
O.R.P. (if req'd):	<u>Pre-purge:</u> <u>148</u> mV	Post-purge:	

# SHALLOW WELL MONITORING DATA SHEET

BTS #: 090723-1W-1	Site: 461 8th STREET, OAKLAND
Sampler: 1W	Date: 7/23/09
Well I.D.: S-14R	Well Diameter: 2 3 <u>4</u> 6 8
Total Well Depth (TD): 34.26	Depth to Water (DTW): 22.56
Depth to Free Product:	Thickness of Free Product (feet):
Referenced to: <u>PVC</u> Grade	D.O. Meter (if req'd): <u>YSI</u> HACH
DTW with 80% Recharge [(Height of Water Column x 0.20) + DTW]: 24.90	

Purge Method: Bailer      Waterra      Sampling Method:  Bailer  
 Disposable Bailer      Peristaltic      Disposable Bailer  
 Positive Air Displacement      Extraction Pump      Extraction Port  
 Electric Submersible      Other \_\_\_\_\_      Dedicated Tubing

Other: \_\_\_\_\_

7.6 (Gals.) X 3 = 22.8 Gals.  
 | Case Volume      Specified Volumes      Calculated Volume

Well Diameter	Multiplier	Well Diameter	Multiplier
1"	0.04	4"	0.65
2"	0.16	6"	1.47
3"	0.37	Other	radius <sup>2</sup> * 0.163

Time	Temp (°F)	pH	Cond. (mS or <u>µS</u> )	Turbidity (NTUs)	Gals. Removed	Observations
1121	69.0	6.12	736	265	8.0	ODOR
1122	69.0	6.27	602	433	16.0	"
1124	68.9	6.29	617	802	23.0	"

Did well dewater? Yes  No      Gallons actually evacuated: 23.0

Sampling Date: 7/23/09      Sampling Time: 1400      Depth to Water: 22.60

Sample I.D.: S-14R      Laboratory: CalScience Columbia Other \_\_\_\_\_

Analyzed for: TPH-G BTEX MTBE TPH-D Oxygenates (5) Other: SEE COC

EB I.D. (if applicable): @ \_\_\_\_\_ Time      Duplicate I.D. (if applicable):

Analyzed for: TPH-G BTEX MTBE TPH-D Oxygenates (5) Other:

D.O. (if req'd): Pre-purge: 0.05 mg/L      Post-purge: \_\_\_\_\_ mg/L

O.R.P. (if req'd): Pre-purge: 246 mV      Post-purge: \_\_\_\_\_ mV

# SHELL WELL MONITORING DATA SHEET

BTS #: 090723-1W-1	Site: 461 8th STREET, OAKLAND
Sampler: 1W	Date: 7/23/09
Well I.D.: 5-17	Well Diameter: <input checked="" type="radio"/> 3 <input type="radio"/> 4 <input type="radio"/> 6 <input type="radio"/> 8
Total Well Depth (TD): 34.31	Depth to Water (DTW): 23.70
Depth to Free Product:	Thickness of Free Product (feet):
Referenced to: <u>PVC</u> Grade	D.O. Meter (if req'd): <u>SI</u> HACH
DTW with 80% Recharge [(Height of Water Column x 0.20) + DTW]: 25.82	

Purge Method:  Bailer      Waterra      Sampling Method:  Bailer  
 Disposable Bailer      Peristaltic      Disposable Bailer  
 Positive Air Displacement      Extraction Pump      Extraction Port  
 Electric Submersible      Other \_\_\_\_\_      Dedicated Tubing

Other: \_\_\_\_\_

<u>1.7</u> (Gals.) X <u>3</u>	= <u>5.1</u> Gals.	
1 Case Volume	Specified Volumes	Calculated Volume

Well Diameter	Multiplier	Well Diameter	Multiplier
1"	0.04	4"	0.65
2"	0.16	6"	1.47
3"	0.37	Other	radius <sup>2</sup> * 0.163

Time	Temp (°F)	pH	Cond. (mS or <u>µS</u> )	Turbidity (NTUs)	Gals. Removed	Observations
1206	68.2	7.75	357	71000	1.7	CLOUDY
1208	69.2	7.42	372	71000	3.4	"
1212	69.2	7.36	372	>1000	5.1	"

Did well dewater? Yes  No  Gallons actually evacuated: 5.1

Sampling Date: 7/23/09      Sampling Time: 1335      Depth to Water: 23.73

Sample I.D.: 5-17      Laboratory: CalScience Columbia      Other \_\_\_\_\_

Analyzed for: TPH-G    BTEX    MTBE    TPH-D    Oxygenates (5)    Other: SEE COC

EB I.D. (if applicable): \_\_\_\_\_ @ \_\_\_\_\_ Time      Duplicate I.D. (if applicable): \_\_\_\_\_

Analyzed for: TPH-G    BTEX    MTBE    TPH-D    Oxygenates (5)    Other: \_\_\_\_\_

D.O. (if req'd): <u>Pre-purge:</u> 0.15 mg/L	Post-purge: _____ mg/L
O.R.P. (if req'd): <u>Pre-purge:</u> 34 mV	Post-purge: _____ mV



# SHELL WELL MONITORING DATA SHEET

BTS #: 090723-1W-1	Site: 461 8th STREET, OAKLAND
Sampler: PC	Date: 7/23/09
Well I.D.: 5-19	Well Diameter: 2 3 <u>4</u> 6 8
Total Well Depth (TD): 34.44	Depth to Water (DTW): 22.40
Depth to Free Product:	Thickness of Free Product (feet):
Referenced to: <u>PVC</u> Grade	D.O. Meter (if req'd): <u>YSI</u> HACH
DTW with 80% Recharge [(Height of Water Column x 0.20) + DTW]: 24.81	

Purge Method:  Bailer  Disposable Bailer  Positive Air Displacement  Electric Submersible

Water:  Peristaltic  Extraction Pump  Other \_\_\_\_\_

Sampling Method:  Bailer  Disposable Bailer  Extraction Port  Dedicated Tubing

Other: \_\_\_\_\_

$7.8 \text{ (Gals.)} \times 3 = 23.4 \text{ Gals.}$ <p>1 Case Volume      Specified Volumes      Calculated Volume</p>	<table border="1" style="width: 100%; border-collapse: collapse;"> <thead> <tr> <th>Well Diameter</th> <th>Multiplier</th> <th>Well Diameter</th> <th>Multiplier</th> </tr> </thead> <tbody> <tr> <td>1"</td> <td>0.04</td> <td>4"</td> <td>0.65</td> </tr> <tr> <td>2"</td> <td>0.16</td> <td>6"</td> <td>1.47</td> </tr> <tr> <td>3"</td> <td>0.37</td> <td>Other</td> <td>radius<sup>2</sup> * 0.163</td> </tr> </tbody> </table>	Well Diameter	Multiplier	Well Diameter	Multiplier	1"	0.04	4"	0.65	2"	0.16	6"	1.47	3"	0.37	Other	radius <sup>2</sup> * 0.163
Well Diameter	Multiplier	Well Diameter	Multiplier														
1"	0.04	4"	0.65														
2"	0.16	6"	1.47														
3"	0.37	Other	radius <sup>2</sup> * 0.163														

Time	Temp (°F)	pH	Cond. (mS or $\mu$ S)	Turbidity (NTUs)	Gals. Removed	Observations
1127	66.2	6.75	1931	320	8	
1129	68.8	6.82	586.8	112	16	
1130	69.3	6.78	604.1	85	23.5	

Did well dewater? Yes  No  Gallons actually evacuated: 23.5

Sampling Date: 7/23/09      Sampling Time: 1345      Depth to Water: ~~26.20~~ 22.60

Sample I.D.: 5-19      Laboratory: CalScience Columbia Other \_\_\_\_\_

Analyzed for: TPH-G BTEX MTBE TPH-D Oxygenates (5) Other: SEE COC

EB I.D. (if applicable): @ Time      Duplicate I.D. (if applicable):

Analyzed for: TPH-G BTEX MTBE TPH-D Oxygenates (5) Other:

D.O. (if req'd):	Pre-purge: 0.06 mg/L	Post-purge:	
O.R.P. (if req'd):	Pre-purge: 31 mV	Post-purge:	

# SHELL WELL MONITORING DATA SHEET

BTS #: 090723-1W-1	Site: 461 8th STREET, OAKLAND
Sampler: PC	Date: 7/23/09
Well I.D.: 5-20	Well Diameter: 2 3 <u>4</u> 6 8
Total Well Depth (TD): 34.90	Depth to Water (DTW): 22.73
Depth to Free Product:	Thickness of Free Product (feet):
Referenced to: <u>PVC</u> Grade	D.O. Meter (if req'd): <u>YSI</u> HACH
DTW with 80% Recharge [(Height of Water Column x 0.20) + DTW]: 25.16	

Purge Method: Bailer  Water  Sampling Method:  Bailer  
 Disposable Bailer  Peristaltic  Disposable Bailer   
 Positive Air Displacement  Extraction Pump  Extraction Port   
 Electric Submersible  Other \_\_\_\_\_  Dedicated Tubing

$\frac{7.9 \text{ (Gals.)} \times 3}{1 \text{ Case Volume} \quad \text{Specified Volumes}} = 23.7 \text{ Gals.} \quad \text{Calculated Volume}$	<table border="1" style="width: 100%; border-collapse: collapse;"> <thead> <tr> <th>Well Diameter</th> <th>Multiplier</th> <th>Well Diameter</th> <th>Multiplier</th> </tr> </thead> <tbody> <tr> <td>1"</td> <td>0.04</td> <td>4"</td> <td>0.65</td> </tr> <tr> <td>2"</td> <td>0.16</td> <td>6"</td> <td>1.47</td> </tr> <tr> <td>3"</td> <td>0.37</td> <td>Other</td> <td>radius<sup>2</sup> * 0.163</td> </tr> </tbody> </table>	Well Diameter	Multiplier	Well Diameter	Multiplier	1"	0.04	4"	0.65	2"	0.16	6"	1.47	3"	0.37	Other	radius <sup>2</sup> * 0.163
Well Diameter	Multiplier	Well Diameter	Multiplier														
1"	0.04	4"	0.65														
2"	0.16	6"	1.47														
3"	0.37	Other	radius <sup>2</sup> * 0.163														

Time	Temp (°F)	pH	Cond. (mS or µS)	Turbidity (NTUs)	Gals. Removed	Observations	
1145	70.2	4.80	11.28 ✓	113	8		
1147	70.2	5.82	6238 ✓ MS	265	16		
1148	70.5	5.55	8262 ✓	126	24		
1149	70.8 70.5	4.85 4.78	10.54 10.99	50	30		
1151	✓ = 2nd meter used to double check readings					13840	

Did well dewater? Yes  No  Gallons actually evacuated: 2430

Sampling Date: 7/23/09 Sampling Time: 1425 Depth to Water: 23.36

Sample I.D.: 5-20 Laboratory: CalScience Columbia Other \_\_\_\_\_

Analyzed for: TPH-G BTEX MTBE TPH-D Oxygenates (5) Other: SEE COC

EB I.D. (if applicable): @ Time Duplicate I.D. (if applicable):

Analyzed for: TPH-G BTEX MTBE TPH-D Oxygenates (5) Other:

D.O. (if req'd):	<u>Pre-purge:</u> 0.27 mg/L	Post-purge:	
O.R.P. (if req'd):	<u>Pre-purge:</u> 419 mV	Post-purge:	

# SHELL WELL MONITORING DATA SHEET

BTS #: 090723-1W-1	Site: 461 8th STREET, OAKLAND
Sampler: 1W	Date: 7/23/09
Well I.D.: S-21A	Well Diameter: 2 3 <u>4</u> 6 8
Total Well Depth (TD): <del>26.58</del> <sup>26.58</sup> <del>23.85</del> 1W	Depth to Water (DTW): 23.85
Depth to Free Product:	Thickness of Free Product (feet):
Referenced to: <u>PVC</u> Grade	D.O. Meter (if req'd): <u>YSI</u> HACH
DTW with 80% Recharge [(Height of Water Column x 0.20) + DTW]: 24.40	

Purge Method: Bailer  Waterra  Sampling Method:  Bailer  
 Disposable Bailer  Peristaltic  Disposable Bailer   
 Positive Air Displacement  Extraction Pump  Extraction Port   
 Electric Submersible  Other \_\_\_\_\_ Dedicated Tubing

Other: \_\_\_\_\_

1.8 (Gals.) X 3 = 5.4 Gals.  
 1 Case Volume      Specified Volumes      Calculated Volume

Well Diameter	Multiplier	Well Diameter	Multiplier
1"	0.04	4"	0.65
2"	0.16	6"	1.47
3"	0.37	Other	radius <sup>2</sup> * 0.163

Time	Temp (°F)	pH	Cond. (mS or <u>µS</u> )	Turbidity (NTUs)	Gals. Removed	Observations
1218	69.8	8.91	1112	182	2.0	ODOR
1218	69.2	9.09	1001	155	4.0	"
1219	69.4	9.16	982	186	6.0	"

Did well dewater? Yes  No Gallons actually evacuated: 6.0

Sampling Date: 7/23/09      Sampling Time: 1345      Depth to Water: 23.89

Sample I.D.: S-21A      Laboratory: CalScience Columbia Other \_\_\_\_\_

Analyzed for: TPH-G BTEX MTBE TPH-D Oxygenates (5) Other: SEE COC

EB I.D. (if applicable): @ \_\_\_\_\_ Time Duplicate I.D. (if applicable): \_\_\_\_\_

Analyzed for: TPH-G BTEX MTBE TPH-D Oxygenates (5) Other: \_\_\_\_\_

D.O. (if req'd): Pre-purge: 0.14 mg/L      Post-purge: \_\_\_\_\_ mg/L

O.R.P. (if req'd): Pre-purge: -3 mV      Post-purge: \_\_\_\_\_ mV







# SHELL WELL MONITORING DATA SHEET

BTS #: 090723-1W-1	Site: 461 8th STREET, OAKLAND
Sampler: PC	Date: 7/23/09
Well I.D.: S-22B	Well Diameter: 2 3 <u>4</u> 6 8
Total Well Depth (TD): 39.61	Depth to Water (DTW): 22.65
Depth to Free Product:	Thickness of Free Product (feet):
Referenced to: <u>PVC</u> Grade	D.O. Meter (if req'd): <u>DS</u> HACH
DTW with 80% Recharge [(Height of Water Column x 0.20) + DTW]: 26.04	

Purge Method:  Bailer  Disposable Bailer  Positive Air Displacement  Electric Submersible

Water:  Peristaltic  Extraction Pump  Other \_\_\_\_\_

Sampling Method:  Bailer  Disposable Bailer  Extraction Port  Dedicated Tubing

Other: \_\_\_\_\_

11 (Gals.)	x 3	= 33	Gals.
1 Case Volume	Specified Volumes	Calculated Volume	

Well Diameter	Multiplier	Well Diameter	Multiplier
1"	0.04	4"	0.65
2"	0.16	6"	1.47
3"	0.37	Other	radius <sup>2</sup> * 0.163

Time	Temp (°F)	pH	Cond. (mS or <u>µS</u> )	Turbidity (NTUs)	Gals. Removed	Observations
1102	69.2	4.01	8927	252	11	
1105	69.6	3.89	9054	76	22	
1107	69.6	3.85	9061	83	33	

Did well dewater? Yes  No  Gallons actually evacuated: 33

Sampling Date: 7/23/09 Sampling Time: 1325 Depth to Water: 23.20

Sample I.D.: S-22B Laboratory: CalScience Columbia Other \_\_\_\_\_

Analyzed for: TPH-G BTEX MTBE TPH-D Oxygenates (5) Other: SEE COC

EB I.D. (if applicable): @ Time Duplicate I.D. (if applicable):

Analyzed for: TPH-G BTEX MTBE TPH-D Oxygenates (5) Other:

D.O. (if req'd):	<u>Pre-purge:</u> 0.15 mg/L	Post-purge:	
O.R.P. (if req'd):	<u>Pre-purge:</u> 28 mV	Post-purge:	



# SHELL WELLHEAD INSPECTION FORM

(FOR SAMPLE TECHNICIAN)

Site Address 461 8th STREET, OAKLAND Date 7/23/09  
 Job Number 090723-1W-1 Technician IW Page 1 of 1

Well ID	Well Inspected - No Corrective Action Required	Well Box Meets Compliance Requirements *See Below	Water Bailed From Wellbox	Cap Replaced	Lock Replaced	Well Not Inspected (explain in notes)	New Deficiency Identified	Previously Identified Deficiency Persists	Notes
S-4	X	X							
S-5	X								STORM DRAIN
S-6	X								UNMARKED VAULT
S-8		X							RIM LOOSE FROM APRON
S-9	X	X							PVC COUPLER @ TOP OF CASING
S-10	X	X							
S-12	X	X							
S-13	X								NO TAG, NO LOCK
S-14R	X	X							
S-17	X								NO TAG
S-18	X								NO TAG
S-19		X			X				NO LOCK → REPLACED
S-20	X								
S-21A	X								NO TAG
S-21B	X								NO TAG
S-22A	X								NO TAG
S-22B	X								NO TAG
S-23	X	X							

\*Well box must meet all three criteria to be compliant: 1) WELL IS SECURABLE BY DESIGN (12" or less) 2) WELL IS MARKED WITH THE WORDS "MONITORING WELL" (12" or less) 3) WELL TAG IS PRESENT, SECURE, AND CORRECT

Notes: \_\_\_\_\_