



Denis L. Brown

Shell Oil Products US

HSE – Environmental Services
20945 S. Wilmington Avenue
Carson, CA 90810-1039

Tel (707) 865 0251

Fax (707) 865 2542

Email denis.l.brown@shell.com

Mr. Jerry Wickham
Alameda County Health Care Services Agency
1131 Harbor Bay Parkway, Suite 250
Alameda, California 94205-6577

Re: Former Shell Service Station
461 8th Street
Oakland, California
SAP Code: 129453
Incident No. 97093399
ACHCSA Case No. 0343

RECEIVED

2:51 pm, Oct 25, 2007

Alameda County
Environmental Health

Dear Mr. Wickham:

The attached document is provided for your review and comment. Upon information and belief, I declare, under penalty of perjury, that the information contained in the attached document is true and correct.

If you have any questions or concerns, please call me at (707) 865-0251.

Sincerely,

Denis L. Brown
Project Manager



**CONESTOGA-ROVERS
& ASSOCIATES**

19449 Riverside Drive, Suite 230, Sonoma, California 95476
Telephone: 707-935-4850 Facsimile: 707-935-6649
www.CRAworld.com

October 25, 2007

Mr. Jerry Wickham
Alameda County Health Care Services Agency
1131 Harbor Bay Parkway, Suite 250
Alameda, California 94502

Re: **Groundwater Monitoring Report – Third Quarter 2007**
Former Shell Service Station
461 8th Street
Oakland, California
SAP Code 129453
Incident No. 97093399
ACHCSA Case No. 0343

Dear Mr. Wickham:

Conestoga-Rovers & Associates (CRA) prepared this report on behalf of Equilon Enterprises LLC dba Shell Oil Products US (Shell) in accordance with the quarterly reporting requirements of 23 CCR 2652d.

If you have any questions regarding the contents of this document, please call Ana Friel at (707) 268-3812.

Sincerely,
Conestoga-Rovers & Associates




Ana Friel, PG

cc: Denis Brown, Shell
A.F. Evans Company (Property Owners), c/o Greg Lunkes
Anye Spivey, AFE Broadway 8LLC, 1000 Broadway, Ste 300, Oakland, CA 94507
Leroy Griffin, City of Oakland Fire Prevention Bureau
Wells Fargo Bank, NA, Trustee c/o Pacific Property 364 Bush St., San Francisco, CA 94104-2805
Leah Goldberg, Meyers Nave, 555 12th St, Suite 1500, Oakland, CA 94607
Grover Buhr, Treadwell & Rollo, 501 14th St, 3rd Floor, Oakland, CA 94612

Equal
Employment
Opportunity Employer



**CONESTOGA-ROVERS
& ASSOCIATES**

Mr. Jerry Wickham
October 25, 2007

GROUNDWATER MONITORING REPORT – THIRD QUARTER 2007

Site Address	<u>461 8th Street, Oakland</u>
Site Use	<u>Former Shell Service Station</u>
Shell Project Manager	<u>Denis Brown</u>
Consultant and Contact Person	<u>CRA, Ana Friel</u>
Lead Agency and Contact	<u>ACHCSA, Jerry Wickham</u>
Agency Case No.	<u>0343</u>
Shell SAP Code	<u>129453</u>
Shell Incident No.	<u>97093399</u>
Date of Most Recent Agency Correspondence	<u>October 19, 2007</u>

Current Quarter's Activities

1. Blaine Tech Services, Inc. (Blaine) gauged and sampled wells according to the established monitoring program for this site.
2. CRA prepared a vicinity map (Figure 1) and a groundwater contour and chemical concentration map (Figure 2). The Blaine report, presenting the analytical data, is included in Attachment A.

Current Quarter's Findings

Groundwater Flow Direction	<u>South-westerly</u>
Hydraulic Gradient	<u>0.01</u>
Depth to Water	<u>20.49 to 23.48 feet below top of well casing</u>



Proposed Activities for Next Quarter

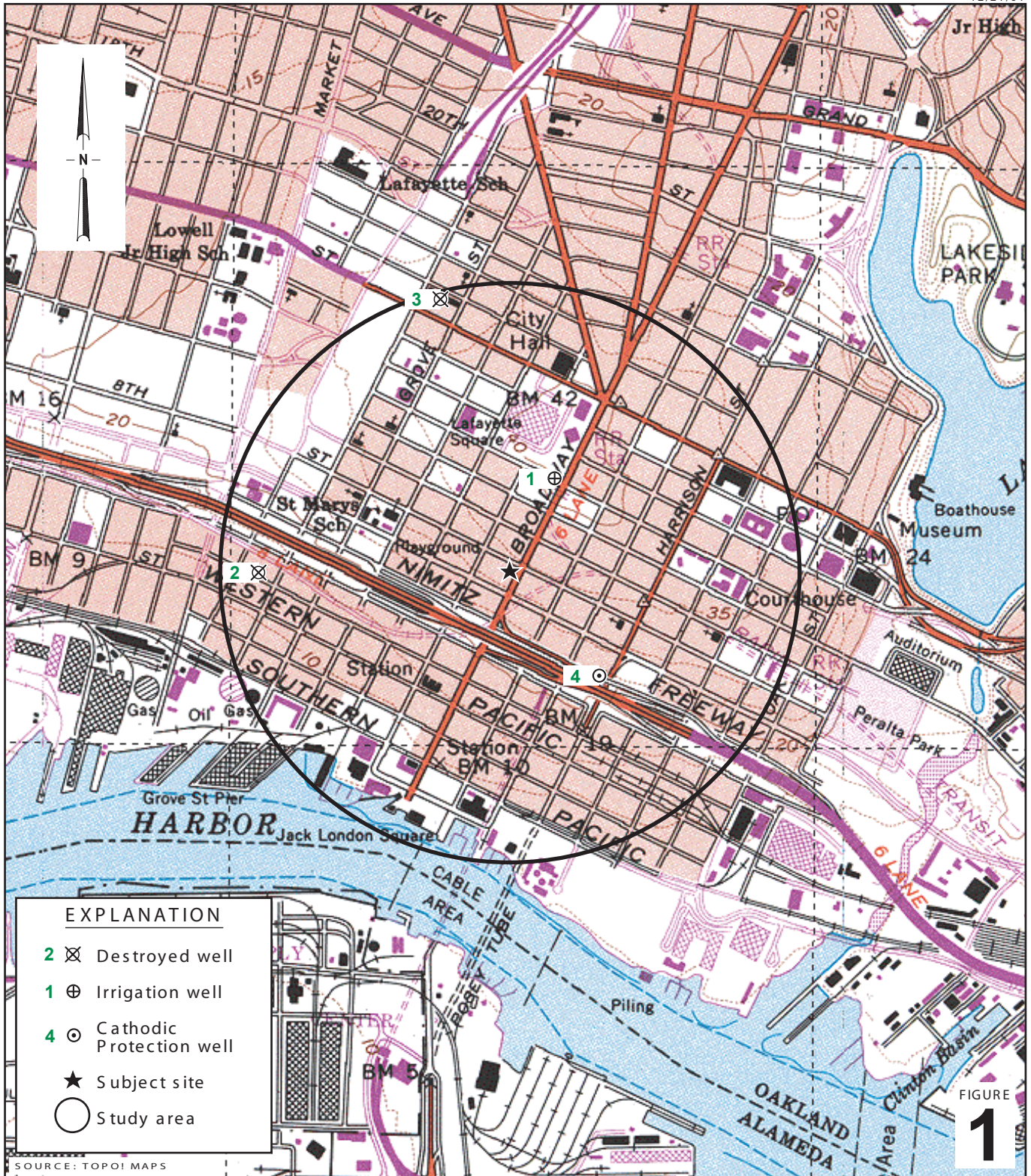
1. Blaine will gauge and sample wells during the second month of the quarter, according to the established monitoring program for this site.
2. Shell, CRA, and the property owners met with Alameda County on October 18, 2007 to discuss the May 25, 2007 *Remedial Alternatives Evaluation, Site Investigation, and DPE Pilot Test Work Plan* and schedule. The County provided conditional approval of the work plan in correspondence dated October 19, 2007, and requested a work plan addendum for including air sparging in the pilot test, and for addressing soil vapor sampling at this site.
3. CRA is preparing the work plan addendum, which will be submitted on or before the agency due date of November 2, 2007, and is proceeding with implementing the work plan.

Figures: 1 - Vicinity Map
 2 - Groundwater Contour and Chemical Concentration Map

Attachments: A - Blaine Tech Services, Inc. - Groundwater Monitoring Report

Conestoga-Rovers & Associates (CRA) prepared this document for use by our client and appropriate regulatory agencies. It is based partially on information available to CRA from outside sources and/or in the public domain, and partially on information supplied by CRA and its subcontractors. CRA makes no warranty or guarantee, expressed or implied, included or intended in this document, with respect to the accuracy of information obtained from these outside sources or the public domain, or any conclusions or recommendations based on information that was not independently verified by CRA. This document represents the best professional judgment of CRA. None of the work performed hereunder constitutes or shall be represented as a legal opinion of any kind or nature.

II:\Sonoma.Shell\Oakland 461 8th\QMRs\2007\3Q07\3Q07 QMR 461 8th St TEXT.doc



Former Shell Service Station
 461 8th Street
 Oakland, California

Vicinity Map

1/2 Mile Radius



**CONESTOGA-ROVERS
& ASSOCIATES**

EXPLANATION

- S-4 Groundwater monitoring well
- S-1 Abandoned monitoring well
- XX.XX Groundwater elevation contour in feet referenced to mean sea level (ft msl).
- Groundwater flow direction and gradient
- 13.11 Groundwater elevation, in feet above msl
- (18,000) Benzene concentrations in micrograms per liter (µg/L)
- (ND) MTBE concentrations in (µg/L)
- (ND) Not Detected
- (NS) Not Sampled
- MH Manhole
- FL = 16.50' Flow line depth below ground surface
- Flow direction indicator
- Underground BART line (B)
- Storm Drain line (SD)
- Water line (W)
- Sanitary Sewer line (SS)
- Pacific Bell line (T)
- Gas line (G)
- Electrical line (E)
- * Because well S-5 is located in confined space, it is no longer gauged or sampled


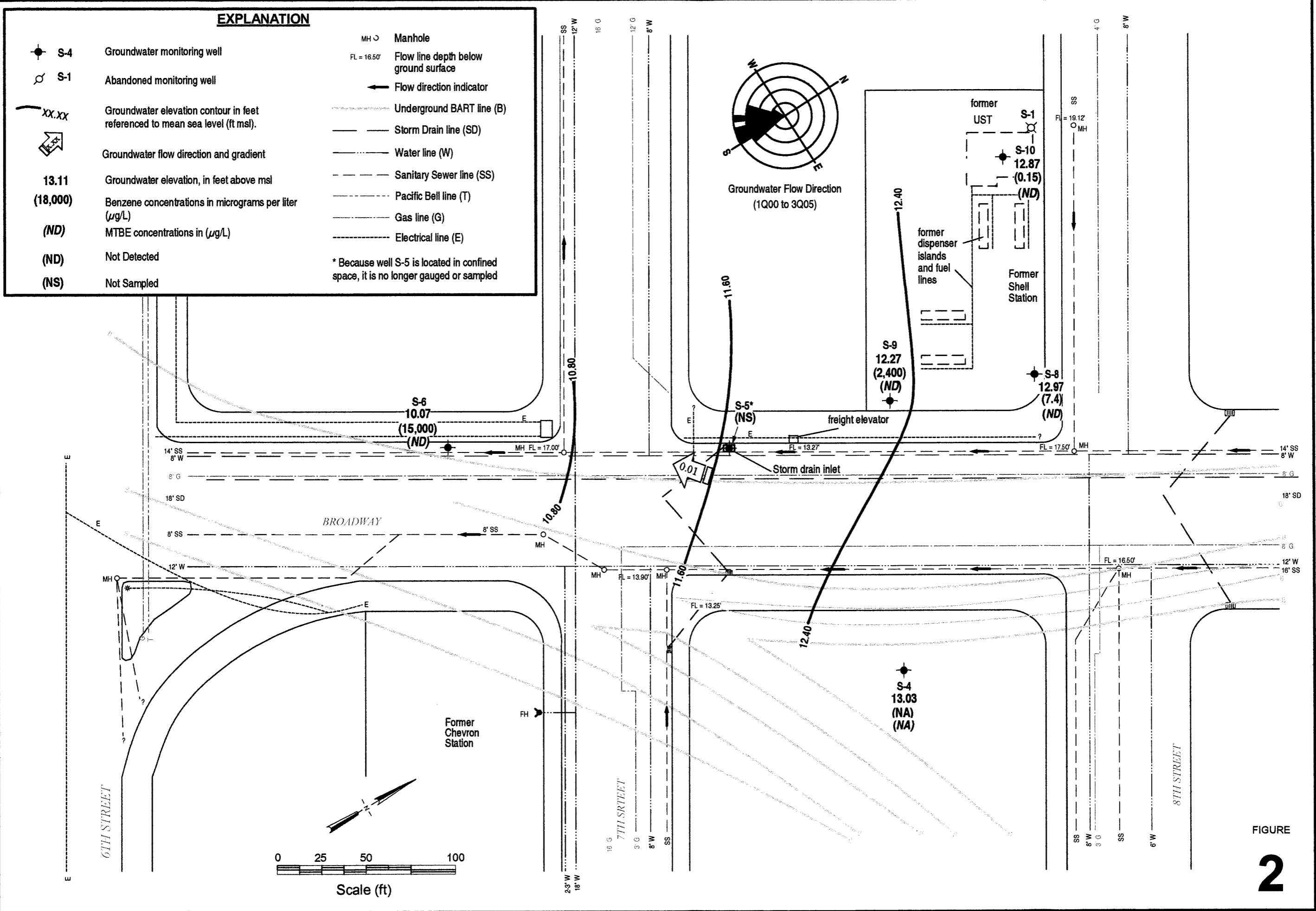
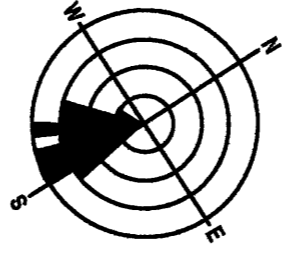


FIGURE
2

Attachment A

**Blaine Tech Services, Inc.
Groundwater Monitoring Report**

BLAINE
TECH SERVICES INC.

GROUNDWATER SAMPLING SPECIALISTS
SINCE 1985

September 17, 2007

Denis Brown
Shell Oil Products US
20945 South Wilmington Avenue
Carson, CA 90810

Third Quarter 2007 Groundwater Monitoring at
Former Shell Service Station
461 8th Street
Oakland, CA

Monitoring performed on August 15, 2007

Groundwater Monitoring Report **070815-WW-1**

This report covers the routine monitoring of groundwater wells at this former Shell-branded facility. In accordance with standard procedures that conform to Regional Water Quality Control Board requirements, routine field data collection includes depth to water, total well depth, thickness of any separate immiscible layer, water column volume, calculated purge volume (if applicable), elapsed evacuation time (if applicable), total volume of water removed (if applicable), and standard water parameter instrument readings. Sample material is collected, contained, stored, and transported to the laboratory in conformance with EPA standards. Purgewater (if applicable) is, likewise, collected and transported to the Martinez Refining Company.

Basic field information is presented alongside analytical values excerpted from the laboratory report in the cumulative table of **WELL CONCENTRATIONS**. The full analytical report for the most recent samples and the field data sheets are attached to this report.

At a minimum, Blaine Tech Services, Inc. field personnel are certified on completion of a forty-hour Hazardous Materials and Emergency Response training course per 29 CFR 1910.120. Field personnel are also enrolled in annual eight-hour refresher courses.

Blaine Tech Services, Inc. conducts sampling and documentation assignments of this type as an independent third party. Our activities at this site consisted of objective data and sample collection only. No interpretation of analytical results, defining of hydrological conditions or formulation of recommendations was performed.

Please call if you have any questions.

Yours truly,

Mike Ninokata
Project Manager

MN/jb

attachments: Cumulative Table of WELL CONCENTRATIONS
Certified Analytical Report
Field Data Sheets

cc: Ana Friel
Conestoga-Rovers & Associates
19449 Riverside Dr., Suite 230
Sonoma, CA 95476

WELL CONCENTRATIONS
Former Shell Service Station
461 8th Street
Oakland, CA

Well ID	Date	TPPH (ug/L)	B (ug/L)	T (ug/L)	E (ug/L)	X (ug/L)	MTBE 8020 (ug/L)	MTBE 8260 (ug/L)	DIPE (ug/L)	ETBE (ug/L)	TAME (ug/L)	TBA (ug/L)	TOC (MSL)	Depth to Water (ft.)	GW Elevation (MSL)	SPH Thickness (ft.)
S-4	10/26/1988	130	3.8	13	4.0	30	NA	NA	NA	NA	NA	NA	93.51 (TOC)	NA	NA	NA
S-4	02/14/1989	<50	0.5	<1	<1	3.0	NA	NA	NA	NA	NA	NA	93.51 (TOC)	12.82	80.69	NA
S-4	05/01/1989	Well dry	NA	NA	NA	NA	NA	NA	NA	NA	NA	NA	93.51 (TOC)	16.48	77.03	NA
S-4	07/27/1989	Well dry	NA	NA	NA	NA	NA	NA	NA	NA	NA	NA	93.51 (TOC)	15.84	77.67	NA
S-4	10/05/1989	Well dry	NA	NA	NA	NA	NA	NA	NA	NA	NA	NA	93.51 (TOC)	15.98	77.53	NA
S-4	01/09/1990	Well dry	NA	NA	NA	NA	NA	NA	NA	NA	NA	NA	93.51 (TOC)	15.86	77.65	NA
S-4	04/30/1990	<50	<0.5	<0.5	<0.5	<1	NA	NA	NA	NA	NA	NA	93.51 (TOC)	14.48	79.03	NA
S-4	07/31/1990	Well dry	NA	NA	NA	NA	NA	NA	NA	NA	NA	NA	93.51 (TOC)	NA	NA	NA
S-4	10/30/1990	Well dry	NA	NA	NA	NA	NA	NA	NA	NA	NA	NA	93.51 (TOC)	NA	NA	NA
S-4	05/06/1991	Well dry	NA	NA	NA	NA	NA	NA	NA	NA	NA	NA	93.51 (TOC)	15.23	78.28	NA
S-4	06/27/1991	<50	<0.5	<0.5	<0.5	<0.5	NA	NA	NA	NA	NA	NA	93.51 (TOC)	13.54	79.97	NA
S-4	09/24/1991	Well dry	NA	NA	NA	NA	NA	NA	NA	NA	NA	NA	93.51 (TOC)	15.85	77.66	NA
S-4	11/07/1991	Well dry	NA	NA	NA	NA	NA	NA	NA	NA	NA	NA	93.51 (TOC)	15.60	77.91	NA
S-4	02/13/1992	<50	<0.5	<0.5	<0.5	3.0	NA	NA	NA	NA	NA	NA	93.51 (TOC)	14.27	79.24	NA
S-4	05/11/1992	Well dry	NA	NA	NA	NA	NA	NA	NA	NA	NA	NA	93.51 (TOC)	NA	NA	NA
S-4	12/03/1992	Well inaccessible		NA	NA	NA	NA	NA	NA	NA	NA	NA	93.51 (TOC)	NA	NA	NA
S-4	05/13/1993	Well inaccessible		NA	NA	NA	NA	NA	NA	NA	NA	NA	93.51 (TOC)	14.81	78.70	NA
S-4	07/22/1993	Well inaccessible		NA	NA	NA	NA	NA	NA	NA	NA	NA	93.51 (TOC)	14.42	79.09	NA
S-4	10/20/1993	Well inaccessible		NA	NA	NA	NA	NA	NA	NA	NA	NA	93.51 (TOC)	NA	NA	NA
S-4	01/25/1994	Well inaccessible		NA	NA	NA	NA	NA	NA	NA	NA	NA	93.51 (TOC)	14.60	78.91	NA
S-4	04/25/1994	Well inaccessible		NA	NA	NA	NA	NA	NA	NA	NA	NA	93.51 (TOC)	14.39	79.12	NA
S-4	07/21/1994	<50	<0.5	<0.5	<0.5	<0.5	NA	NA	NA	NA	NA	NA	93.51 (TOC)	22.29	71.22	NA
S-4	10/24/1994	<500	<0.3	<0.3	<0.3	<0.6	NA	NA	NA	NA	NA	NA	93.51 (TOC)	22.72	70.79	NA
S-4	12/22/1994	<50	<0.5	<0.5	<0.5	<0.5	NA	NA	NA	NA	NA	NA	25.77*	22.25	3.52	NA
S-4	04/20/1995	<50	<0.5	<0.5	<0.5	<0.5	NA	NA	NA	NA	NA	NA	25.77	21.16	4.61	NA
S-4	10/04/1995	<50	1.2	0.7	<0.5	<0.5	NA	NA	NA	NA	NA	NA	25.77	22.25	3.52	NA
S-4	01/03/1996	<50	0.6	<0.5	<0.5	1.7	NA	NA	NA	NA	NA	NA	25.77	23.28	2.49	NA
S-4	04/11/1996	<50	<0.5	<0.5	<0.5	<0.5	<2.5	NA	NA	NA	NA	NA	25.77	21.58	4.19	NA

WELL CONCENTRATIONS
Former Shell Service Station
461 8th Street
Oakland, CA

Well ID	Date	TPPH (ug/L)	B (ug/L)	T (ug/L)	E (ug/L)	X (ug/L)	MTBE 8020 (ug/L)	MTBE 8260 (ug/L)	DIPE (ug/L)	ETBE (ug/L)	TAME (ug/L)	TBA (ug/L)	TOC (MSL)	Depth to Water (ft.)	GW Elevation (MSL)	SPH Thickness (ft.)
S-4	07/11/1996	<50	<0.50	<0.50	<0.50	<0.50	<2.5	NA	NA	NA	NA	NA	25.77	21.60	4.17	NA
S-4	10/02/1996	<50	<0.50	<0.50	<0.50	<0.50	2.6	NA	NA	NA	NA	NA	25.77	22.46	3.31	NA
S-4	01/22/1997	<50	0.73	<0.50	<0.50	0.63	<2.5	NA	NA	NA	NA	NA	25.77	20.06	5.71	NA
S-4	07/21/1997	<50	<0.50	<0.50	<0.50	<0.50	<2.5	NA	NA	NA	NA	NA	25.77	22.10	3.67	NA
S-4	01/22/1998	<50	<0.50	<0.50	<0.50	<0.50	<2.5	NA	NA	NA	NA	NA	25.77	20.50	5.27	NA
S-4	07/08/1998	<50	<0.50	<0.50	<0.50	<0.50	<2.5	NA	NA	NA	NA	NA	25.77	20.86	4.91	NA
S-4	10/26/1998	NA	NA	NA	NA	NA	NA	NA	NA	NA	NA	NA	25.77	21.41	4.36	NA
S-4	01/28/1999	<50	<0.50	<0.50	<0.50	<0.50	<2.5	NA	NA	NA	NA	NA	25.77	22.34	3.43	NA
S-4	04/23/1999	NA	NA	NA	NA	NA	NA	NA	NA	NA	NA	NA	25.77	21.43	4.34	NA
S-4	07/29/1999	<50.0	<0.500	<0.500	<0.500	<0.500	<5.00	NA	NA	NA	NA	NA	25.77	21.45	4.32	NA
S-4	11/01/1999	NA	NA	NA	NA	NA	NA	NA	NA	NA	NA	NA	25.77	22.08	3.69	NA
S-4	01/07/2000	<50	<0.50	<0.50	<0.50	<0.50	<2.5	NA	NA	NA	NA	NA	25.77	22.29	3.48	NA
S-4	04/11/2000	NA	NA	NA	NA	NA	NA	NA	NA	NA	NA	NA	25.77	21.11	4.66	NA
S-4	07/19/2000	<50.0	<0.500	<0.500	<0.500	<0.500	<2.50	NA	NA	NA	NA	NA	25.77	21.19	4.58	NA
S-4	10/12/2000	NA	NA	NA	NA	NA	NA	NA	NA	NA	NA	NA	25.77	22.22	3.55	NA
S-4	01/09/2001	<50.0	<0.500	<0.500	<0.500	<0.500	<2.50	NA	NA	NA	NA	NA	25.77	22.17	3.60	NA
S-4	04/06/2001	NA	NA	NA	NA	NA	NA	NA	NA	NA	NA	NA	25.77	21.50	4.27	NA
S-4	07/25/2001	<50	2.0	0.52	<0.50	1.0	NA	<5.0	NA	NA	NA	NA	25.77	21.50	4.27	NA
S-4	11/01/2001	NA	NA	NA	NA	NA	NA	NA	NA	NA	NA	NA	25.77	21.95	3.82	NA
S-4	01/17/2002 d	<50	<0.50	<0.50	<0.50	<0.50	NA	<5.0	NA	NA	NA	NA	25.77	21.13	4.64	NA
S-4	05/08/2002	NA	NA	NA	NA	NA	NA	NA	NA	NA	NA	NA	25.77	21.35	4.42	NA
S-4	07/18/2002	<50	<0.50	<0.50	<0.50	<0.50	NA	<5.0	NA	NA	NA	NA	34.41	21.19	13.22	NA
S-4	10/15/2002	NA	NA	NA	NA	NA	NA	NA	NA	NA	NA	NA	34.41	21.42	12.99	NA
S-4	01/02/2003	<50	<0.50	<0.50	<0.50	<0.50	NA	<5.0	NA	NA	NA	NA	34.41	20.75	13.66	NA
S-4	04/15/2003	NA	NA	NA	NA	NA	NA	NA	NA	NA	NA	NA	34.41	21.08	13.33	NA
S-4	07/14/2003	NA	NA	NA	NA	NA	NA	NA	NA	NA	NA	NA	34.41	19.93	14.48	NA
S-4	10/20/2003	NA	NA	NA	NA	NA	NA	NA	NA	NA	NA	NA	34.41	19.56	14.85	NA
S-4	01/22/2004	<50	<0.50	<0.50	<0.50	<1.0	NA	<0.50	NA	NA	NA	NA	34.41	19.12	15.29	NA

WELL CONCENTRATIONS
Former Shell Service Station
461 8th Street
Oakland, CA

Well ID	Date	TPPH (ug/L)	B (ug/L)	T (ug/L)	E (ug/L)	X (ug/L)	MTBE 8020 (ug/L)	MTBE 8260 (ug/L)	DIPE (ug/L)	ETBE (ug/L)	TAME (ug/L)	TBA (ug/L)	TOC (MSL)	Depth to Water (ft.)	GW Elevation (MSL)	SPH Thickness (ft.)
---------	------	----------------	-------------	-------------	-------------	-------------	------------------------	------------------------	----------------	----------------	----------------	---------------	--------------	----------------------------	--------------------------	---------------------------

S-4	04/19/2004	NA	NA	NA	NA	NA	NA	NA	NA	NA	NA	NA	34.41	19.15	15.26	NA
S-4	07/13/2004	NA	NA	NA	NA	NA	NA	NA	NA	NA	NA	NA	34.41	20.48	13.93	NA
S-4	10/28/2004	NA	NA	NA	NA	NA	NA	NA	NA	NA	NA	NA	34.41	21.00	13.41	NA
S-4	01/17/2005	<50	<0.50	<0.50	<0.50	<1.0	NA	<0.50	NA	NA	NA	NA	34.41	20.17	14.24	NA
S-4	04/14/2005	NA	NA	NA	NA	NA	NA	NA	NA	NA	NA	NA	34.41	19.82	14.59	NA
S-4	07/28/2005	NA	NA	NA	NA	NA	NA	NA	NA	NA	NA	NA	34.41	20.71	13.70	NA
S-4	10/05/2005	NA	NA	NA	NA	NA	NA	NA	NA	NA	NA	NA	34.41	20.85	13.56	NA
S-4	02/09/2006	<50.0	<0.500	<0.500	<0.500	<0.500	NA	<0.500	NA	NA	NA	NA	34.41	19.47	14.94	NA
S-4	05/15/2006	NA	NA	NA	NA	NA	NA	NA	NA	NA	NA	NA	34.41	19.52	14.89	NA
S-4	08/23/2006	NA	NA	NA	NA	NA	NA	NA	NA	NA	NA	NA	34.41	20.75	13.66	NA
S-4	11/15/2006	NA	NA	NA	NA	NA	NA	NA	NA	NA	NA	NA	34.41	20.03	14.38	NA
S-4	01/30/2007	<50	<0.50	<0.50	<0.50	<1.0	NA	<0.50	NA	NA	NA	NA	34.41	21.30	13.11	NA
S-4	05/29/2007	NA	NA	NA	NA	NA	NA	NA	NA	NA	NA	NA	34.41	21.15	13.26	NA
S-4	08/15/2007	NA	NA	NA	NA	NA	NA	NA	NA	NA	NA	NA	34.41	21.38	13.03	NA

S-5	04/16/1987	130000	15000	16000	NA	14000a	NA	NA	NA	NA	NA	NA	99.36 (TOC)	NA	NA	NA
S-5	10/26/1988	110000	20000	25000	2300	10000	NA	NA	NA	NA	NA	NA	99.36 (TOC)	NA	NA	NA
S-5	02/14/1989	94000	16000	21000	1800	10000	NA	NA	NA	NA	NA	NA	99.36 (TOC)	19.87	79.49	NA
S-5	05/01/1989	120000	29000	35000	3100	15000	NA	NA	NA	NA	NA	NA	99.36 (TOC)	21.23	78.13	NA
S-5	07/27/1989	110000	20000	29000	2400	14000	NA	NA	NA	NA	NA	NA	99.36 (TOC)	20.41	78.95	NA
S-5	10/05/1989	NA	NA	NA	NA	NA	NA	NA	NA	NA	NA	NA	99.36 (TOC)	20.43	78.94	0.01
S-5	01/09/1990	NA	NA	NA	NA	NA	NA	NA	NA	NA	NA	NA	99.36 (TOC)	21.16	78.21	0.01
S-5	04/30/1990	100000	13000	22000	2100	11000	NA	NA	NA	NA	NA	NA	99.36 (TOC)	20.96	78.40	NA
S-5	07/31/1990	53000	8300	14000	1200	7400	NA	NA	NA	NA	NA	NA	99.36 (TOC)	20.88	78.48	NA
S-5	10/30/1990	NA	NA	NA	NA	NA	NA	NA	NA	NA	NA	NA	99.36 (TOC)	21.96	77.42	0.03
S-5	05/06/1991	NA	NA	NA	NA	NA	NA	NA	NA	NA	NA	NA	99.36 (TOC)	23.00	76.46	0.13
S-5	06/27/1991	NA	NA	NA	NA	NA	NA	NA	NA	NA	NA	NA	99.36 (TOC)	20.53	78.85	0.03
S-5	09/24/1991	NA	NA	NA	NA	NA	NA	NA	NA	NA	NA	NA	99.36 (TOC)	21.40	78.01	0.06

WELL CONCENTRATIONS
Former Shell Service Station
461 8th Street
Oakland, CA

Well ID	Date	TPPH (ug/L)	B (ug/L)	T (ug/L)	E (ug/L)	X (ug/L)	MTBE 8020 (ug/L)	MTBE 8260 (ug/L)	DIPE (ug/L)	ETBE (ug/L)	TAME (ug/L)	TBA (ug/L)	TOC (MSL)	Depth to Water (ft.)	GW Elevation (MSL)	SPH Thickness (ft.)
S-5	11/07/1991	NA	NA	NA	NA	NA	NA	NA	NA	NA	NA	NA	99.36 (TOC)	21.33	78.23	0.25
S-5	02/13/1992	NA	NA	NA	NA	NA	NA	NA	NA	NA	NA	NA	99.36 (TOC)	22.52	77.09	0.31
S-5	05/11/1992	NA	NA	NA	NA	NA	NA	NA	NA	NA	NA	NA	99.36 (TOC)	22.46	77.36	0.58
S-5	12/03/1992	Well inaccessible		NA	NA	NA	NA	NA	NA	NA	NA	NA	99.36 (TOC)	NA	NA	NA
S-5	05/13/1993	NA	NA	NA	NA	NA	NA	NA	NA	NA	NA	NA	99.36 (TOC)	22.22	77.36	0.27
S-5	07/22/1993	NA	NA	NA	NA	NA	NA	NA	NA	NA	NA	NA	99.36 (TOC)	21.68	77.88	0.25
S-5	10/20/1993	NA	NA	NA	NA	NA	NA	NA	NA	NA	NA	NA	99.36 (TOC)	20.51	79.03	0.23
S-5	01/25/1994	NA	NA	NA	NA	NA	NA	NA	NA	NA	NA	NA	99.36 (TOC)	21.93	77.57	0.18
S-5	04/25/1994	NA	NA	NA	NA	NA	NA	NA	NA	NA	NA	NA	99.36 (TOC)	21.97	77.67	0.35
S-5	05/26/1994	NA	NA	NA	NA	NA	NA	NA	NA	NA	NA	NA	99.36 (TOC)	20.84	78.80	0.35
S-5	06/10/1994	NA	NA	NA	NA	NA	NA	NA	NA	NA	NA	NA	99.36 (TOC)	21.01	78.61	0.32
S-5	07/21/1994	NA	NA	NA	NA	NA	NA	NA	NA	NA	NA	NA	99.36 (TOC)	22.18	77.56	0.47
S-5	08/25/1994	NA	NA	NA	NA	NA	NA	NA	NA	NA	NA	NA	99.36 (TOC)	22.01	77.70	0.44
S-5	09/22/1994	NA	NA	NA	NA	NA	NA	NA	NA	NA	NA	NA	99.36 (TOC)	22.00	77.48	0.15
S-5	10/24/1994	NA	NA	NA	NA	NA	NA	NA	NA	NA	NA	NA	99.36 (TOC)	22.28	77.53	0.56
S-5	12/22/1994	NA	NA	NA	NA	NA	NA	NA	NA	NA	NA	NA	22.94*	22.88	0.85	0.99
S-5	04/20/1995	NA	NA	NA	NA	NA	NA	NA	NA	NA	NA	NA	22.94	21.66	1.54	0.33
S-5	10/04/1995	NA	NA	NA	NA	NA	NA	NA	NA	NA	NA	NA	22.94	22.18	0.76	NA
S-5	01/03/1996	NA	NA	NA	NA	NA	NA	NA	NA	NA	NA	NA	22.94	22.80	0.80	0.83
S-5	04/11/1996	NA	NA	NA	NA	NA	NA	NA	NA	NA	NA	NA	22.94	21.15	2.33	0.67
S-5	07/11/1996	NA	NA	NA	NA	NA	NA	NA	NA	NA	NA	NA	22.94	22.62	1.04	0.90
S-5	10/02/1996	NA	NA	NA	NA	NA	NA	NA	NA	NA	NA	NA	22.94	23.07	0.38	0.64
S-5	01/22/1997	NA	NA	NA	NA	NA	NA	NA	NA	NA	NA	NA	22.94	20.83	2.24	0.16
S-5	07/21/1997	NA	NA	NA	NA	NA	NA	NA	NA	NA	NA	NA	22.94	21.16	1.82	0.05
S-5	01/22/1998	NA	NA	NA	NA	NA	NA	NA	NA	NA	NA	NA	22.94	20.04	2.93	0.04
S-5	07/08/1998	220	14	40	5.8	34	3.3	NA	NA	NA	NA	NA	22.94	18.61	4.33	NA
S-5	10/26/1998	NA	NA	NA	NA	NA	NA	NA	NA	NA	NA	NA	22.94	17.31	5.63	NA
S-5	01/28/1999	51000	13000	1200	1200	2400	2400	NA	NA	NA	NA	NA	22.94	20.11	2.83	NA

WELL CONCENTRATIONS
Former Shell Service Station
461 8th Street
Oakland, CA

Well ID	Date	TPPH (ug/L)	B (ug/L)	T (ug/L)	E (ug/L)	X (ug/L)	MTBE 8020 (ug/L)	MTBE 8260 (ug/L)	DIPE (ug/L)	ETBE (ug/L)	TAME (ug/L)	TBA (ug/L)	TOC (MSL)	Depth to Water (ft.)	GW Elevation (MSL)	SPH Thickness (ft.)
S-5	04/23/1999	65600	2540	7300	1790	9840	<1000	NA	NA	NA	NA	NA	22.94	19.21	3.73	NA
S-5	07/29/1999	61400	3320	6980	1520	7700	<1000	NA	NA	NA	NA	NA	22.94	14.77	8.17	NA
S-5	11/01/1999	48200	2700	5740	1290	7850	<500	<40.0	NA	NA	NA	NA	22.94	15.56	7.38	NA
S-5	01/07/2000	39000	3900	8500	790	8300	1500	NA	NA	NA	NA	NA	22.94	15.82	7.12	NA
S-5	04/11/2000	29300	1680	5060	1130	6220	<250	NA	NA	NA	NA	NA	22.94	18.19	4.75	NA
S-5	07/19/2000	6420	2110	207	252	681	355	253b	NA	NA	NA	NA	22.94	19.01	3.93	NA
S-5	10/12/2000	41500	2940	4940	1520	7770	<250	<66.7	NA	NA	NA	NA	22.94	19.62	3.32	NA
S-5	01/09/2001	142000	7030	9550	2340	12600	779	NA	NA	NA	NA	NA	22.94	19.94	3.00	NA
S-5	04/06/2001	Well inaccessible		NA	NA	NA	NA	NA	NA	NA	NA	NA	22.94	NA	NA	NA
S-5	04/13/2001	59800	4810	10800	1950	10100	842	<10.0	NA	NA	NA	NA	22.94	14.72	8.22	NA
S-5	07/25/2001	71000	2900	6800	1700	9100	NA	<250	NA	NA	NA	NA	22.94	14.91	8.03	NA
S-5	08/13/2001	NA	NA	NA	NA	NA	NA	NA	NA	NA	NA	NA	22.94	19.43	3.51	NA
S-5	11/01/2001	Unable to locate		NA	NA	NA	NA	NA	NA	NA	NA	NA	22.94	NA	NA	NA
S-5	01/17/2002 d	58000	460	3300	1900	8400	NA	<200	NA	NA	NA	NA	c	14.27	NA	NA
S-5	05/08/2002 d	60000	650	2700	1800	8800	NA	<100	NA	NA	NA	NA	22.94	18.40	4.54	NA
S-5	07/18/2002	53000	240	1200	1500	6400	NA	<100	NA	NA	NA	NA	27.36	14.25	13.11	NA
S-5	10/15/2002	Well inaccessible		NA	NA	NA	NA	NA	NA	NA	NA	NA	27.36	NA	NA	NA
S-5	10/17/2002	42000	420	1100	1200	5500	NA	<10	NA	NA	NA	NA	27.36	14.90	12.46	NA
S-5	01/02/2003	26000	680	1500	780	3800	NA	<5.0	NA	NA	NA	NA	27.36	14.72	12.64	NA
S-5	04/15/2003	3600	29	38	65	370	NA	<5.0	NA	NA	NA	NA	e	14.45	NA	NA
S-5	07/14/2003	21000	210	460	650	2900	NA	<10	NA	NA	NA	NA	e	14.10	NA	NA
S-5	10/20/2003	37000	390	590	870	3500	NA	<13	NA	NA	NA	NA	e	14.63	NA	NA
S-5	01/22/2004	29000	200	210	710	2400	NA	<13	NA	NA	NA	NA	e	14.08	NA	NA
S-5	04/19/2004	25000	490	460	750	2400	NA	19	NA	NA	NA	NA	e	13.43	NA	NA
S-5	07/13/2004	28000	300	280	690	2400	NA	<13	NA	NA	NA	NA	e	14.88	NA	NA
S-6	04/16/1987	81000	16000	9000	NA	6400a	NA	NA	NA	NA	NA	NA	100.58 (TOC)	NA	NA	NA
S-6	10/26/1988	110000	29000	18000	2500	8200	NA	NA	NA	NA	NA	NA	100.58 (TOC)	NA	NA	NA

WELL CONCENTRATIONS
Former Shell Service Station
461 8th Street
Oakland, CA

Well ID	Date	TPPH (ug/L)	B (ug/L)	T (ug/L)	E (ug/L)	X (ug/L)	MTBE 8020 (ug/L)	MTBE 8260 (ug/L)	DIPE (ug/L)	ETBE (ug/L)	TAME (ug/L)	TBA (ug/L)	TOC (MSL)	Depth to Water (ft.)	GW Elevation (MSL)	SPH Thickness (ft.)
S-6	02/14/1989	54000	18000	4500	1400	4000	NA	NA	NA	NA	NA	NA	100.58 (TOC)	20.87	79.71	NA
S-6	05/01/1989	93000	43000	9900	3000	8000	NA	NA	NA	NA	NA	NA	100.58 (TOC)	20.49	80.09	NA
S-6	07/27/1989	52000	20000	3200	1700	5500	NA	NA	NA	NA	NA	NA	100.58 (TOC)	21.01	79.57	NA
S-6	10/05/1989	55000	20000	2900	1600	5500	NA	NA	NA	NA	NA	NA	100.58 (TOC)	21.24	79.34	NA
S-6	01/09/1990	76000	35000	9100	2300	8600	NA	NA	NA	NA	NA	NA	100.58 (TOC)	22.62	77.96	SHEEN
S-6	04/30/1990	39000	13000	2300	900	2800	NA	NA	NA	NA	NA	NA	100.58 (TOC)	22.10	78.48	NA
S-6	07/31/1990	48000	20000	4600	1500	4900	NA	NA	NA	NA	NA	NA	100.58 (TOC)	22.00	78.58	NA
S-6	10/30/1990	27000	7400	900	600	1400	NA	NA	NA	NA	NA	NA	100.58 (TOC)	22.14	78.44	NA
S-6	05/06/1991	35000	3900	2700	2300	3500	NA	NA	NA	NA	NA	NA	100.58 (TOC)	22.40	78.18	NA
S-6	06/27/1991	51000	19000	5600	1700	6300	NA	NA	NA	NA	NA	NA	100.58 (TOC)	21.21	79.37	NA
S-6	09/24/1991	42000	14000	4300	1200	4000	NA	NA	NA	NA	NA	NA	100.58 (TOC)	22.26	78.32	NA
S-6	11/07/1991	39000	11000	2000	800	2300	NA	NA	NA	NA	NA	NA	100.58 (TOC)	22.35	78.23	NA
S-6	02/13/1992	64000	21000	6200	1600	5100	NA	NA	NA	NA	NA	NA	100.58 (TOC)	22.28	78.30	NA
S-6	05/11/1992	57000	22000	7600	2200	7700	NA	NA	NA	NA	NA	NA	100.58 (TOC)	22.10	78.48	NA
S-6	12/03/1992	110000	26000	9400	2100	8700	NA	NA	NA	NA	NA	NA	100.58 (TOC)	22.14	78.44	NA
S-6	05/13/1993	58000	21000	6800	2500	9800	NA	NA	NA	NA	NA	NA	100.58 (TOC)	22.16	78.42	NA
S-6	07/22/1993	70000	31000	14000	3000	13000	NA	NA	NA	NA	NA	NA	100.58 (TOC)	21.64	78.94	NA
S-6	10/20/1993	48000	28000	9800	3200	12000	NA	NA	NA	NA	NA	NA	100.58 (TOC)	21.62	78.96	NA
S-6	01/25/1994	70000	23000	7500	2500	8000	NA	NA	NA	NA	NA	NA	100.58 (TOC)	21.80	78.78	NA
S-6	04/25/1994	61000	16000	4000	1800	5100	NA	NA	NA	NA	NA	NA	100.58 (TOC)	21.68	78.90	NA
S-6	07/21/1994	44000	8200	3600	1400	3900	NA	NA	NA	NA	NA	NA	100.58 (TOC)	21.78	78.80	NA
S-6 (D)	07/21/1994	32000	7800	3400	1300	3700	NA	NA	NA	NA	NA	NA	22.08	NA	NA	NA
S-6	10/24/1994	2936	1184	440.6	163	648.4	NA	NA	NA	NA	NA	NA	100.58 (TOC)	22.06	78.52	NA
S-6 (D)	10/24/1994	2968	770.8	325.3	144	622	NA	NA	NA	NA	NA	NA	22.08	NA	NA	NA
S-6	12/22/1994	32000	7000	2900	790	2400	NA	NA	NA	NA	NA	NA	22.08*	21.91	0.17	NA
S-6 (D)	12/22/1994	32000	8000	3800	1100	3400	NA	NA	NA	NA	NA	NA	22.08	NA	NA	NA
S-6	04/20/1995	56000	15000	3800	1900	4900	NA	NA	NA	NA	NA	NA	22.08	21.38	0.70	NA
S-6 (D)	04/20/1995	49000	13000	3500	1800	4700	NA	NA	NA	NA	NA	NA	22.08	NA	NA	NA

WELL CONCENTRATIONS
Former Shell Service Station
461 8th Street
Oakland, CA

Well ID	Date	TPPH (ug/L)	B (ug/L)	T (ug/L)	E (ug/L)	X (ug/L)	MTBE 8020 (ug/L)	MTBE 8260 (ug/L)	DIPE (ug/L)	ETBE (ug/L)	TAME (ug/L)	TBA (ug/L)	TOC (MSL)	Depth to Water (ft.)	GW Elevation (MSL)	SPH Thickness (ft.)
S-6	10/04/1995	49000	8400	4700	1800	4800	NA	NA	NA	NA	NA	NA	22.08	21.80	0.28	NA
S-6 (D)	10/04/1995	41000	8400	4100	1400	4400	NA	NA	NA	NA	NA	NA	22.08	NA	NA	NA
S-6	01/03/1996	52000	9100	7100	1800	5800	NA	NA	NA	NA	NA	NA	22.08	21.70	0.38	NA
S-6	04/11/1996	59000	11000	7100	2100	6400	<500	NA	NA	NA	NA	NA	22.08	21.62	0.46	NA
S-6 (D)	04/11/1996	59000	11000	6800	1900	6400	<500	NA	NA	NA	NA	NA	22.08	NA	NA	NA
S-6	07/11/1996	72000	18000	6600	2500	8400	<1000	NA	NA	NA	NA	NA	22.08	21.65	2.78	NA
S-6	10/02/1996	57000	11000	6500	1500	5100	<500	NA	NA	NA	NA	NA	22.08	21.80	2.63	NA
S-6	01/22/1997	67000	15000	5000	1800	5400	<1000	NA	NA	NA	NA	NA	22.08	19.95	2.13	NA
S-6 (D)	01/22/1997	63000	15000	4800	1800	5200	<1000	NA	NA	NA	NA	NA	22.08	NA	NA	NA
S-6	07/21/1997	61000	15000	2100	1100	3500`	1900	NA	NA	NA	NA	NA	22.08	20.61	1.47	NA
S-6	01/22/1998	46000	14000	3200	1300	3400	<500	NA	NA	NA	NA	NA	22.08	19.82	2.26	NA
S-6	07/08/1998	74000	26000	7500	2200	6200	<1000	NA	NA	NA	NA	NA	22.08	18.20	3.88	NA
S-6	10/26/1998	NA	NA	NA	NA	NA	NA	NA	NA	NA	NA	NA	22.08	18.81	3.27	NA
S-6	01/28/1999	120000	9000	14000	2700	14000	3700	NA	NA	NA	NA	NA	22.08	19.73	2.35	NA
S-6	04/23/1999	58500	15900	1360	1640	3030	<2500	NA	NA	NA	NA	NA	22.08	17.58	4.50	NA
S-6	07/29/1999	36200	10300	760	930	1360	<1000	NA	NA	NA	NA	NA	22.08	21.35	0.73	NA
S-6	11/01/1999	36000	11700	767	865	1670	<1250	<40.0	NA	NA	NA	NA	22.08	19.23	2.85	NA
S-6	01/07/2000	36000	7600	4600	840	3600	<1000	NA	NA	NA	NA	NA	22.08	19.53	2.55	NA
S-6	04/11/2000	14600	7540	205	306	609	621	NA	NA	NA	NA	NA	22.08	18.16	3.92	NA
S-6	07/19/2000	2590	629	63.9	99.6	267	124	72.7b	NA	NA	NA	NA	22.08	18.40	3.68	NA
S-6	10/12/2000	32900	14200	966	1060	1790	<500	<100	NA	NA	NA	NA	22.08	19.52	2.56	NA
S-6	01/09/2001	27600	11200	675	666	1580	1430	<10.0b	NA	NA	NA	NA	22.08	19.69	2.39	NA
S-6	02/05/2001	NA	NA	NA	NA	NA	NA	NA	NA	NA	NA	NA	22.08	19.20	2.88	NA
S-6	04/06/2001	16900	7800	343	172	966	809	<20.0	NA	NA	NA	NA	22.08	18.25	3.83	NA
S-6	07/25/2001	29000	9800	1700	1000	1800	NA	<250	NA	NA	NA	NA	22.08	18.27	3.81	NA
S-6	11/01/2001	41000	15000	2400	1100	2500	NA	<500	NA	NA	NA	NA	22.08	19.30	2.78	NA
S-6	01/17/2002 d	38000	11000	1700	990	2200	NA	<500	NA	NA	NA	NA	22.08	18.51	3.57	NA
S-6	05/08/2002	72000	21000	4400	2200	5300	NA	<1000	NA	NA	NA	NA	22.08	18.30	3.78	NA

WELL CONCENTRATIONS
Former Shell Service Station
461 8th Street
Oakland, CA

Well ID	Date	TPPH (ug/L)	B (ug/L)	T (ug/L)	E (ug/L)	X (ug/L)	MTBE 8020 (ug/L)	MTBE 8260 (ug/L)	DIPE (ug/L)	ETBE (ug/L)	TAME (ug/L)	TBA (ug/L)	TOC (MSL)	Depth to Water (ft.)	GW Elevation (MSL)	SPH Thickness (ft.)
---------	------	----------------	-------------	-------------	-------------	-------------	------------------------	------------------------	----------------	----------------	----------------	---------------	--------------	----------------------------	--------------------------	---------------------------

S-6	07/18/2002	71000	17000	4300	1700	4800	NA	<1000	NA	NA	NA	NA	30.56	18.19	12.37	NA
S-6	10/15/2002	55000	16000	4600	1500	4600	NA	<100	NA	NA	NA	NA	30.56	18.77	11.79	NA
S-6	01/02/2003	75000	21000	5000	2400	6400	NA	<50	NA	NA	NA	NA	30.56	18.60	11.96	NA
S-6	04/15/2003	64000	29000	6400	2700	5600	NA	<1000	NA	NA	NA	NA	30.56	18.27	12.29	NA
S-6	07/14/2003	47000	19000	4300	1500	4300	NA	<100	NA	NA	NA	NA	30.56	18.05	12.51	NA
S-6	10/20/2003	63000	21000	5800	1900	5200	NA	<130	NA	NA	NA	NA	30.56	18.55	12.01	f
S-6	01/22/2004	41000	21000	4300	1800	4000	NA	<130	NA	NA	NA	NA	30.56	18.18	12.38	f
S-6	04/19/2004	58000	23000	4200	2200	3900	NA	<130	NA	NA	NA	NA	30.56	17.32	13.24	NA
S-6	05/03/2004	NA	NA	NA	NA	NA	NA	NA	NA	NA	NA	NA	30.56	17.30	13.26	NA
S-6	06/17/2004	NA	NA	NA	NA	NA	NA	NA	NA	NA	NA	NA	30.56	17.70	12.86	NA
S-6	07/13/2004	NA	NA	NA	NA	NA	NA	NA	NA	NA	NA	NA	30.56	17.85	12.71	NA
S-6	10/28/2004 g	45000	21000	3600	1700	3300	NA	<130	NA	NA	NA	NA	30.56	18.45	12.11	NA
S-6	01/17/2005	61000	21000	3500	1600	3200	NA	<130	NA	NA	NA	NA	30.56	17.52	13.04	NA
S-6	04/14/2005	36000	12000	6200	850	4800	NA	<50	NA	NA	NA	NA	30.56	22.49	8.07	NA
S-6	07/28/2005	54000	16000	9100	1800	5900	NA	<130	NA	NA	NA	NA	30.56	19.38	11.18	NA
S-6	10/05/2005	59000	14000	7500	1400	5000	NA	<50	NA	NA	NA	NA	30.56	18.32	12.24	NA
S-6	02/09/2006	41100	7060	3900	673	2380	NA	<0.500	NA	NA	NA	NA	30.56	17.11	13.45	NA
S-6	05/15/2006	188000	24800	20700	2540	12400	NA	<25.0	NA	NA	NA	NA	30.56	19.80	10.76	NA
S-6	08/23/2006	133000	24900	16100	2280	10500	NA	<0.500	NA	NA	NA	NA	30.56	20.45	10.11	NA
S-6	11/15/2006	66000	19000	8400	1900	7400	NA	<400	NA	NA	NA	NA	30.56	20.41	10.15	NA
S-6	01/30/2007	88000	18000	9600	1900	7200	NA	<100	NA	NA	NA	NA	30.56	20.47	10.09	NA
S-6	05/29/2007	56000 h	17000	6700	1700	5400	NA	<20	NA	NA	NA	NA	30.56	20.40	10.16	NA
S-6	08/15/2007	57000 h,i	15000	6800	1600	6100	NA	<100	NA	NA	NA	NA	30.56	20.49	10.07	NA

S-8	12/22/1994	600	120	32	5.2	34	NA	NA	NA	NA	NA	NA	27.21	24.87	2.34	NA
S-8	04/20/1995	460	180	23	5.2	21	NA	NA	NA	NA	NA	NA	27.21	23.90	3.31	NA
S-8	10/04/1995	830	210	38	11	42	NA	NA	NA	NA	NA	NA	27.21	24.48	2.73	NA
S-8	01/03/1996	350	61	12	2.5	12	NA	NA	NA	NA	NA	NA	27.21	24.62	2.59	NA

WELL CONCENTRATIONS
Former Shell Service Station
461 8th Street
Oakland, CA

Well ID	Date	TPPH (ug/L)	B (ug/L)	T (ug/L)	E (ug/L)	X (ug/L)	MTBE 8020 (ug/L)	MTBE 8260 (ug/L)	DIPE (ug/L)	ETBE (ug/L)	TAME (ug/L)	TBA (ug/L)	TOC (MSL)	Depth to Water (ft.)	GW Elevation (MSL)	SPH Thickness (ft.)
S-8 (D)	01/03/1996	340	54	12	2.4	12	NA	NA	NA	NA	NA	NA	27.21	NA	NA	NA
S-8	04/11/1996	570	140	37	12	47	<6.2	NA	NA	NA	NA	NA	27.21	24.32	2.89	NA
S-8	07/11/1996	980	98	32	9.1	160	<12	NA	NA	NA	NA	NA	27.21	24.10	3.11	NA
S-8	10/02/1996	280	62	13	3.3	25	15	NA	NA	NA	NA	NA	27.21	25.38	1.83	NA
S-8 (D)	10/02/1996	490	110	24	7.0	45	22	<2.0	NA	NA	NA	NA	27.21	NA	NA	NA
S-8	01/22/1997	400	90	13	4.9	25	12	NA	NA	NA	NA	NA	27.21	23.91	3.30	NA
S-8	07/21/1997	2900	380	110	26	260	85	NA	NA	NA	NA	NA	27.21	23.62	3.59	NA
S-8 (D)	07/21/1997	3200	420	120	32	300	130	NA	NA	NA	NA	NA	27.21	NA	NA	NA
S-8	01/22/1998	3800	790	140	42	330	160	NA	NA	NA	NA	NA	27.21	23.52	3.69	NA
S-8 (D)	01/22/1998	3500	780	120	33	300	160	NA	NA	NA	NA	NA	27.21	NA	NA	NA
S-8	07/08/1998	3600	1800	<25	<25	<25	<125	NA	NA	NA	NA	NA	27.21	21.52	5.69	NA
S-8 (D)	07/08/1998	4000	1800	<25	<25	31	<125	NA	NA	NA	NA	NA	27.21	NA	NA	NA
S-8	10/26/1998	NA	NA	NA	NA	NA	NA	NA	NA	NA	NA	NA	27.21	22.01	5.20	NA
S-8	01/28/1999	2000	630	6.2	24	51	43	NA	NA	NA	NA	NA	27.21	23.03	4.18	NA
S-8	04/23/1999	1050	408	<5.00	<5.00	6.65	<50.0	NA	NA	NA	NA	NA	27.21	22.15	5.06	NA
S-8	07/29/1999	955	344	<2.50	6.90	16.2	<25.0	NA	NA	NA	NA	NA	27.21	21.95	5.26	NA
S-8	11/01/1999	1800	550	6.45	15	40.4	<50.0	NA	NA	NA	NA	NA	27.21	22.55	4.66	NA
S-8	01/07/2000	1300	600	11	29	48	<13	NA	NA	NA	NA	NA	27.21	22.87	4.34	NA
S-8	04/11/2000	342	101	4.42	4.24	14.7	21.4	NA	NA	NA	NA	NA	27.21	21.86	5.35	NA
S-8	07/19/2000	579	228	6.37	6.45	25.0	<12.5	NA	NA	NA	NA	NA	27.21	21.93	5.28	NA
S-8	10/12/2000	947	340	8.64	3.26	38.3	<12.5	<2.00	NA	NA	NA	NA	27.21	22.92	4.29	NA
S-8	01/09/2001	1090	394	<10.0	<10.0	33.3	57.6	NA	NA	NA	NA	NA	27.21	23.19	4.02	NA
S-8	04/06/2001	671	182	12.5	16.4	47.1	42.5	NA	NA	NA	NA	NA	27.21	22.46	4.75	NA
S-8	07/25/2001	500	70	6.7	11	23	NA	<5.0	NA	NA	NA	NA	27.21	22.50	4.71	NA
S-8	11/01/2001	1900	250	28	39	180	NA	<5.0	NA	NA	NA	NA	27.21	22.44	4.77	NA
S-8	01/17/2002 d	830	140	11	12	89	NA	<5.0	NA	NA	NA	NA	27.21	21.82	5.39	NA
S-8	05/08/2002 d	210	34	1.7	4.1	15	NA	<5.0	NA	NA	NA	NA	27.21	21.35	5.86	NA
S-8	07/18/2002	650	68	2.8	9.7	42	NA	<5.0	NA	NA	NA	NA	35.85	21.53	14.32	NA

WELL CONCENTRATIONS
Former Shell Service Station
461 8th Street
Oakland, CA

Well ID	Date	TPPH (ug/L)	B (ug/L)	T (ug/L)	E (ug/L)	X (ug/L)	MTBE 8020 (ug/L)	MTBE 8260 (ug/L)	DIPE (ug/L)	ETBE (ug/L)	TAME (ug/L)	TBA (ug/L)	TOC (MSL)	Depth to Water (ft.)	GW Elevation (MSL)	SPH Thickness (ft.)
---------	------	----------------	-------------	-------------	-------------	-------------	------------------------	------------------------	----------------	----------------	----------------	---------------	--------------	----------------------------	--------------------------	---------------------------

S-8	10/15/2002	1000	160	4.2	7.7	74	NA	<0.50	NA	NA	NA	NA	35.85	21.97	13.88	NA
S-8	01/02/2003	440	55	1.8	2.9	31	NA	<0.50	NA	NA	NA	NA	35.85	21.95	13.90	NA
S-8	04/15/2003	NA	NA	NA	NA	NA	NA	NA	NA	NA	NA	NA	35.85	21.73	14.12	NA
S-8	07/14/2003	60	6.8	<0.50	0.98	4.9	NA	<0.50	NA	NA	NA	NA	35.85	21.40	14.45	NA
S-8	10/20/2003	NA	NA	NA	NA	NA	NA	NA	NA	NA	NA	NA	35.85	21.94	13.91	NA
S-8	01/22/2004	210	19	0.52	3.6	17	NA	<0.50	NA	NA	NA	NA	35.85	21.40	14.45	NA
S-8	04/19/2004	NA	NA	NA	NA	NA	NA	NA	NA	NA	NA	NA	35.85	20.83	15.02	NA
S-8	07/13/2004	420	77	0.82	14	31	NA	<0.50	NA	NA	NA	NA	35.85	21.05	14.80	NA
S-8	10/28/2004	NA	NA	NA	NA	NA	NA	NA	NA	NA	NA	NA	35.85	21.77	14.08	NA
S-8	01/17/2005	490	85	0.89	13	28	NA	<0.50	NA	NA	NA	NA	35.85	20.92	14.93	NA
S-8	04/14/2005	NA	NA	NA	NA	NA	NA	NA	NA	NA	NA	NA	35.85	21.57	14.28	NA
S-8	07/28/2005	64	12	<0.50	1.5	1.6	NA	<0.50	NA	NA	NA	NA	35.85	21.62	14.23	NA
S-8	10/05/2005	NA	NA	NA	NA	NA	NA	NA	NA	NA	NA	NA	35.85	21.11	14.74	NA
S-8	02/09/2006	<50.0	2.79	<0.500	<0.500	<0.500	NA	<0.500	NA	NA	NA	NA	35.85	20.18	15.67	NA
S-8	05/15/2006	NA	NA	NA	NA	NA	NA	NA	NA	NA	NA	NA	35.85	20.53	15.32	NA
S-8	08/23/2006	<50.0	<0.500	<0.500	<0.500	<0.500	NA	<0.500	NA	NA	NA	NA	35.85	21.49	14.36	NA
S-8	11/15/2006	NA	NA	NA	NA	NA	NA	NA	NA	NA	NA	NA	35.85	22.05	13.80	NA
S-8	01/30/2007	<50	<0.50	<0.50	<0.50	<1.0	NA	<0.50	NA	NA	NA	NA	35.85	22.41	13.44	NA
S-8	05/29/2007	NA	NA	NA	NA	NA	NA	NA	NA	NA	NA	NA	35.85	22.65	13.20	NA
S-8	08/15/2007	65 h,i	7.4	<1.0	<1.0	<1.0	NA	<1.0	NA	NA	NA	NA	35.85	22.88	12.97	NA

S-9	12/22/1994	2600	400	150	42	310	NA	NA	NA	NA	NA	NA	26.06	24.37	1.69	NA
S-9	04/20/1995	1900	400	130	51	200	NA	NA	NA	NA	NA	NA	26.06	23.49	2.57	NA
S-9	10/04/1995	3200	590	260	68	280	NA	NA	NA	NA	NA	NA	26.06	24.01	2.05	NA
S-9	01/03/1996	Well inaccessible		NA	NA	NA	NA	NA	NA	NA	NA	NA	26.06	NA	NA	NA
S-9	04/11/1996	2100	440	1500	42	210	<25	NA	NA	NA	NA	NA	26.06	23.61	2.45	NA
S-9	07/11/1996	5200	940	450	120	520	<50	NA	NA	NA	NA	NA	26.06	23.78	2.28	NA
S-9 (D)	07/11/1996	4800	890	430	110	500	<50	NA	NA	NA	NA	NA	26.06	NA	NA	NA

WELL CONCENTRATIONS
Former Shell Service Station
461 8th Street
Oakland, CA

Well ID	Date	TPPH (ug/L)	B (ug/L)	T (ug/L)	E (ug/L)	X (ug/L)	MTBE 8020 (ug/L)	MTBE 8260 (ug/L)	DIPE (ug/L)	ETBE (ug/L)	TAME (ug/L)	TBA (ug/L)	TOC (MSL)	Depth to Water (ft.)	GW Elevation (MSL)	SPH Thickness (ft.)
S-9	10/02/1996	3000	680	220	56	270	<62	NA	NA	NA	NA	NA	26.06	24.31	1.75	NA
S-9	01/22/1997	1500	230	71	36	130	<12	NA	NA	NA	NA	NA	26.06	23.08	2.98	NA
S-9	07/21/1997	3400	590	57	19	210	96	NA	NA	NA	NA	NA	26.06	22.83	3.23	NA
S-9	01/22/1998	2600	300	46	<10	270	62	NA	NA	NA	NA	NA	26.06	21.96	4.10	NA
S-9	07/08/1998	820	150	6.2	8	57	<10	NA	NA	NA	NA	NA	26.06	20.85	5.21	NA
S-9	10/26/1998	NA	NA	NA	NA	NA	NA	NA	NA	NA	NA	NA	26.06	21.39	4.67	NA
S-9	01/28/1999	<50	1.0	<0.50	<0.50	<0.50	<2.5	NA	NA	NA	NA	NA	26.06	22.32	3.74	NA
S-9	04/23/1999	NA	NA	NA	NA	NA	NA	NA	NA	NA	NA	NA	26.06	21.41	4.65	NA
S-9	07/29/1999	117	7.77	0.817	0.683	5.05	<5.00	NA	NA	NA	NA	NA	26.06	21.25	4.81	NA
S-9	11/01/1999	NA	NA	NA	NA	NA	NA	NA	NA	NA	NA	NA	26.06	21.92	4.14	NA
S-9	01/07/2000	<50	1.2	<0.50	<0.50	<0.50	<2.5	NA	NA	NA	NA	NA	26.06	22.11	3.95	NA
S-9	04/11/2000	NA	NA	NA	NA	NA	NA	NA	NA	NA	NA	NA	26.06	21.14	4.92	NA
S-9	07/19/2000	Well inaccessible		NA	NA	NA	NA	NA	NA	NA	NA	NA	26.06	NA	NA	NA
S-9	10/12/2000	NA	NA	NA	NA	NA	NA	NA	NA	NA	NA	NA	26.06	22.24	3.82	NA
S-9	01/09/2001	<50.0	1.45	<0.500	<0.500	<0.500	<2.50	NA	NA	NA	NA	NA	26.06	22.52	3.54	NA
S-9	04/06/2001	NA	NA	NA	NA	NA	NA	NA	NA	NA	NA	NA	26.06	23.61	2.45	NA
S-9	07/25/2001	Well inaccessible		NA	NA	NA	NA	NA	NA	NA	NA	NA	26.06	NA	NA	NA
S-9	08/13/2001	Well inaccessible		NA	NA	NA	NA	NA	NA	NA	NA	NA	26.06	NA	NA	NA
S-9	11/01/2001	NA	NA	NA	NA	NA	NA	NA	NA	NA	NA	NA	26.06	21.78	4.28	NA
S-9	01/17/2002 d	<50	<0.50	<0.50	<0.50	<0.50	NA	<5.0	NA	NA	NA	NA	26.06	21.15	4.91	NA
S-9	05/08/2002	NA	NA	NA	NA	NA	NA	NA	NA	NA	NA	NA	26.06	20.56	5.50	NA
S-9	07/18/2002	<50	<0.50	<0.50	<0.50	<0.50	NA	<5.0	NA	NA	NA	NA	34.70	20.88	13.82	NA
S-9	10/15/2002	NA	NA	NA	NA	NA	NA	NA	NA	NA	NA	NA	34.70	21.41	13.29	NA
S-9	01/02/2003	<50	<0.50	<0.50	<0.50	<0.50	NA	<5.0	NA	NA	NA	NA	34.70	21.35	13.35	NA
S-9	04/15/2003	NA	NA	NA	NA	NA	NA	NA	NA	NA	NA	NA	34.70	21.14	13.56	NA
S-9	07/14/2003	<50	<0.50	<0.50	<0.50	<1.0	NA	<0.50	NA	NA	NA	NA	34.70	20.80	13.90	NA
S-9	10/20/2003	NA	NA	NA	NA	NA	NA	NA	NA	NA	NA	NA	34.70	21.33	13.37	NA
S-9	01/22/2004	<50	<0.50	<0.50	<0.50	<1.0	NA	<0.50	NA	NA	NA	NA	34.70	20.77	13.93	NA

WELL CONCENTRATIONS
Former Shell Service Station
461 8th Street
Oakland, CA

Well ID	Date	TPPH (ug/L)	B (ug/L)	T (ug/L)	E (ug/L)	X (ug/L)	MTBE 8020 (ug/L)	MTBE 8260 (ug/L)	DIPE (ug/L)	ETBE (ug/L)	TAME (ug/L)	TBA (ug/L)	TOC (MSL)	Depth to Water (ft.)	GW Elevation (MSL)	SPH Thickness (ft.)
S-9	04/19/2004	NA	NA	NA	NA	NA	NA	NA	NA	NA	NA	NA	34.70	20.06	14.64	NA
S-9	07/13/2004	<50	<0.50	<0.50	<0.50	<1.0	NA	<0.50	NA	NA	NA	NA	34.70	20.44	14.26	NA
S-9	10/28/2004	NA	NA	NA	NA	NA	NA	NA	NA	NA	NA	NA	34.70	21.02	13.68	NA
S-9	01/17/2005	<50	<0.50	<0.50	<0.50	<1.0	NA	<0.50	NA	NA	NA	NA	34.70	20.18	14.52	NA
S-9	04/14/2005	NA	NA	NA	NA	NA	NA	NA	NA	NA	NA	NA	34.70	21.85	12.85	NA
S-9	07/28/2005	360	190	1.8	1.1	3.9	NA	<0.50	<2.0	<2.0	<2.0	<5.0	34.70	21.22	13.48	NA
S-9	10/05/2005	NA	NA	NA	NA	NA	NA	NA	NA	NA	NA	NA	34.70	20.63	14.07	NA
S-9	02/09/2006	<50.0	0.940	<0.500	<0.500	<0.500	NA	<0.500	NA	NA	NA	NA	34.70	19.23	15.47	NA
S-9	05/15/2006	NA	NA	NA	NA	NA	NA	NA	NA	NA	NA	NA	34.70	20.28	14.42	NA
S-9	08/23/2006	7000	1740	55.6	193	278	NA	<0.500	<0.500	<0.500	<0.500	<10.0	34.70	21.31	13.39	NA
S-9	11/15/2006	NA	NA	NA	NA	NA	NA	NA	NA	NA	NA	NA	34.70	21.79	12.91	NA
S-9	01/30/2007	12000	2200	250	480	980	NA	<0.50	NA	NA	NA	NA	34.70	22.08	12.62	NA
S-9	05/29/2007	NA	NA	NA	NA	NA	NA	NA	NA	NA	NA	NA	34.70	22.22	12.48	NA
S-9	08/15/2007	9800 h,i	2400	100	410	602	NA	<10	<20	<20	<20	<100	34.70	22.43	12.27	NA

S-10	12/22/1994	420	27	8.0	18	45	NA	NA	NA	NA	NA	NA	28.04	25.84	2.20	NA
S-10	04/20/1995	820	49	3.7	97	52	NA	NA	NA	NA	NA	NA	28.04	24.92	3.12	NA
S-10	10/04/1995	240	6.5	1.1	16	12	NA	NA	NA	NA	NA	NA	28.04	25.47	2.57	NA
S-10	01/03/1996	1100	27	4.9	110	70	NA	NA	NA	NA	NA	NA	28.04	25.60	2.44	NA
S-10	04/11/1996	530	19	1.6	82	52	<5.0	NA	NA	NA	NA	NA	28.04	25.27	2.77	NA
S-10	07/11/1996	570	16	3.2	53	53	<2.5	NA	NA	NA	NA	NA	28.04	25.46	2.58	NA
S-10	10/02/1996	270	8.2	0.77	24	23	3.3	NA	NA	NA	NA	NA	28.04	25.81	2.23	NA
S-10	01/22/1997	160	4.8	0.73	16	11	<2.5	NA	NA	NA	NA	NA	28.04	24.74	3.30	NA
S-10	07/21/1997	530	5.7	0.70	29	69	<2.5	NA	NA	NA	NA	NA	28.04	24.50	3.54	NA
S-10	01/22/1998	1500	15	<5.0	88	130	<25	NA	NA	NA	NA	NA	28.04	24.44	3.60	NA
S-10	07/08/1998	530	4.8	1.1	47	51	<2.5	NA	NA	NA	NA	NA	28.04	22.36	5.68	NA
S-10	10/26/1998	NA	NA	NA	NA	NA	NA	NA	NA	NA	NA	NA	28.04	22.81	5.23	NA
S-10	01/28/1999	630	4.6	0.98	<0.50	59	<2.5	NA	NA	NA	NA	NA	28.04	23.82	4.22	NA

WELL CONCENTRATIONS
Former Shell Service Station
461 8th Street
Oakland, CA

Well ID	Date	TPPH (ug/L)	B (ug/L)	T (ug/L)	E (ug/L)	X (ug/L)	MTBE 8020 (ug/L)	MTBE 8260 (ug/L)	DIPE (ug/L)	ETBE (ug/L)	TAME (ug/L)	TBA (ug/L)	TOC (MSL)	Depth to Water (ft.)	GW Elevation (MSL)	SPH Thickness (ft.)
S-10	04/23/1999	NA	NA	NA	NA	NA	NA	NA	NA	NA	NA	NA	28.04	22.96	5.08	NA
S-10	07/29/1999	728	3.40	<1.00	41.8	38.0	<10.0	NA	NA	NA	NA	NA	28.04	22.63	5.41	NA
S-10	11/01/1999	NA	NA	NA	NA	NA	NA	NA	NA	NA	NA	NA	28.04	23.02	5.02	NA
S-10	01/07/2000	870	8.5	1.3	110	110	<2.5	NA	NA	NA	NA	NA	28.04	23.33	4.71	NA
S-10	04/11/2000	NA	NA	NA	NA	NA	NA	NA	NA	NA	NA	NA	28.04	22.64	5.40	NA
S-10	07/19/2000	612	3.75	<0.500	41.6	43.6	<2.50	NA	NA	NA	NA	NA	28.04	23.04	5.00	NA
S-10	10/12/2000	NA	NA	NA	NA	NA	NA	NA	NA	NA	NA	NA	28.04	23.92	4.12	NA
S-10	01/09/2001	647	7.62	1.01	66.2	42.4	<2.50	NA	NA	NA	NA	NA	28.04	24.13	3.91	NA
S-10	04/06/2001	NA	NA	NA	NA	NA	NA	NA	NA	NA	NA	NA	28.04	25.37	2.67	NA
S-10	07/25/2001	340	1.5	<0.50	42	19	NA	<5.0	NA	NA	NA	NA	28.04	25.35	2.69	NA
S-10	11/01/2001	NA	NA	NA	NA	NA	NA	NA	NA	NA	NA	NA	28.04	23.22	4.82	NA
S-10	01/17/2002 d	1100	3.5	<0.50	55	46	NA	<5.0	NA	NA	NA	NA	28.04	22.72	5.32	NA
S-10	05/08/2002	NA	NA	NA	NA	NA	NA	NA	NA	NA	NA	NA	28.04	22.35	5.69	NA
S-10	07/18/2002	750	1.8	<0.50	42	26	NA	<5.0	NA	NA	NA	NA	36.35	22.05	14.30	NA
S-10	10/15/2002	NA	NA	NA	NA	NA	NA	NA	NA	NA	NA	NA	36.35	22.51	13.84	NA
S-10	01/02/2003	440	1.8	<0.50	14	24	NA	<5.0	NA	NA	NA	NA	36.35	22.50	13.85	NA
S-10	04/15/2003	NA	NA	NA	NA	NA	NA	NA	NA	NA	NA	NA	36.35	22.32	14.03	NA
S-10	07/14/2003	210	0.86	<0.50	13	12	NA	<0.50	NA	NA	NA	NA	36.35	21.99	14.36	NA
S-10	10/20/2003	NA	NA	NA	NA	NA	NA	NA	NA	NA	NA	NA	36.35	22.53	13.82	NA
S-10	01/22/2004	280	0.88	<0.50	10	11	NA	<0.50	NA	NA	NA	NA	36.35	22.02	14.33	NA
S-10	04/19/2004	NA	NA	NA	NA	NA	NA	NA	NA	NA	NA	NA	36.35	21.43	14.92	NA
S-10	07/13/2004	770	1.5	<0.50	70	42	NA	<0.50	NA	NA	NA	NA	36.35	21.68	14.67	NA
S-10	10/28/2004	NA	NA	NA	NA	NA	NA	NA	NA	NA	NA	NA	36.35	22.37	13.98	NA
S-10	01/17/2005	1100	1.5	<0.50	73	51	NA	<0.50	NA	NA	NA	NA	36.35	21.45	14.90	NA
S-10	04/14/2005	NA	NA	NA	NA	NA	NA	NA	NA	NA	NA	NA	36.35	22.18	14.17	NA
S-10	07/28/2005	260	<0.50	<0.50	19	9.7	NA	<0.50	<2.0	<2.0	<2.0	<5.0	36.35	22.25	14.10	NA
S-10	10/05/2005	NA	NA	NA	NA	NA	NA	NA	NA	NA	NA	NA	36.35	21.70	14.65	NA
S-10	02/09/2006	630	<0.500	<0.500	13.8	13.8	NA	<0.500	NA	NA	NA	NA	36.35	20.37	15.98	NA

WELL CONCENTRATIONS
Former Shell Service Station
461 8th Street
Oakland, CA

Well ID	Date	TPPH (ug/L)	B (ug/L)	T (ug/L)	E (ug/L)	X (ug/L)	MTBE 8020 (ug/L)	MTBE 8260 (ug/L)	DIPE (ug/L)	ETBE (ug/L)	TAME (ug/L)	TBA (ug/L)	TOC (MSL)	Depth to Water (ft.)	GW Elevation (MSL)	SPH Thickness (ft.)
S-10	05/15/2006	NA	NA	NA	NA	NA	NA	NA	NA	NA	NA	NA	36.35	21.31	15.04	NA
S-10	08/23/2006	<50.0	<0.500	<0.500	14.5	3.40	NA	<0.500	<0.500	<0.500	<0.500	<10.0	36.35	22.12	14.23	NA
S-10	11/15/2006	NA	NA	NA	NA	NA	NA	NA	NA	NA	NA	NA	36.35	22.68	13.67	NA
S-10	01/30/2007	120	<0.50	<0.50	7.0	3.3	NA	<0.50	NA	NA	NA	NA	36.35	23.09	13.26	NA
S-10	05/29/2007	NA	NA	NA	NA	NA	NA	NA	NA	NA	NA	NA	36.35	23.20	13.15	NA
S-10	08/15/2007	64 h,i	0.15 j	<1.0	1.4	0.72 j	NA	<1.0	<2.0	<2.0	<2.0	<10	36.35	23.48	12.87	NA

WELL CONCENTRATIONS
Former Shell Service Station
461 8th Street
Oakland, CA

Well ID	Date	TPPH (ug/L)	B (ug/L)	T (ug/L)	E (ug/L)	X (ug/L)	MTBE 8020 (ug/L)	MTBE 8260 (ug/L)	DIPE (ug/L)	ETBE (ug/L)	TAME (ug/L)	TBA (ug/L)	TOC (MSL)	Depth to Water (ft.)	GW Elevation (MSL)	SPH Thickness (ft.)
----------------	-------------	-----------------------	--------------------	--------------------	--------------------	--------------------	--------------------------------------	--------------------------------------	-----------------------	-----------------------	-----------------------	----------------------	---------------------	--	--	---

Abbreviations:

TPPH = Total petroleum hydrocarbons as gasoline by EPA Method 8260B; prior to July 25, 2001, analyzed by EPA Method 8015.

BTEX = Benzene, toluene, ethylbenzene, xylenes by EPA Method 8260B; prior to July 25, 2001, analyzed by EPA Method 8020.

MTBE = Methyl tertiary butyl ether

ETBE = Ethyl tertiary butyl ether, analyzed by EPA Method 8260B.

DIPE = Di-isopropyl ether, analyzed by EPA Method 8260B.

TAME = Tertiary amyl methyl ether, analyzed by EPA Method 8260B.

TBA = Tertiary butyl alcohol, analyzed by EPA Method 8260B.

TOC = Top of Casing Elevation

TOB = Top of Wellbox Elevation

SPH = Separate-Phase Hydrocarbons

GW = Groundwater

ug/L = Parts per billion

MSL = Mean sea level

ft. = Feet

<n = Below detection limit

(D) = Duplicate sample

NA = Not applicable

WELL CONCENTRATIONS
Former Shell Service Station
461 8th Street
Oakland, CA

Well ID	Date	TPPH (ug/L)	B (ug/L)	T (ug/L)	E (ug/L)	X (ug/L)	MTBE 8020 (ug/L)	MTBE 8260 (ug/L)	DIPE (ug/L)	ETBE (ug/L)	TAME (ug/L)	TBA (ug/L)	TOC (MSL)	Depth to Water (ft.)	GW Elevation (MSL)	SPH Thickness (ft.)
---------	------	----------------	-------------	-------------	-------------	-------------	------------------------	------------------------	----------------	----------------	----------------	---------------	--------------	----------------------------	--------------------------	---------------------------

Notes:

a = Ethylbenzene and xylenes combined.

b = This sample analyzed outside of EPA recommended holding time.

c = Depth to water measured from Top of Casing; elevation unknown.

d = Grab sampled.

e = Casing broken; Top of Casing elevation unknown.

f = SPH detected at <0.01 feet.

g = S-6 was purged prior to sampling.

h = Analyzed by EPA Method 8015B (M).

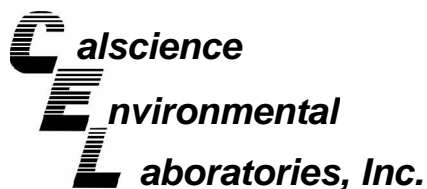
i = The sample chromatographic pattern for TPH does not match the chromatographic pattern of the specified standard. Quantitation of the unknown hydrocarbon(s) in the sample was based upon the specified standard.

j = Analyte was detected at a concentration below the reporting limit and above the laboratory method detection limit. Reported value is estimated.

* = Prior to December 22, 1994, well elevations taken from Top of Casing.

Beginning July 18, 2002, well elevations taken from Top of Casing.

Site surveyed March 5, 2002 by Virgil Chavez Land Surveying of Vallejo, CA.



August 28, 2007

Michael Ninokata
Blaine Tech Services, Inc.
1680 Rogers Avenue
San Jose, CA 95112-1105

Subject: **Calscience Work Order No.: 07-08-1371**
Client Reference: 461 8th Street , Oakland, CA

Dear Client:

Enclosed is an analytical report for the above-referenced project. The samples included in this report were received 8/18/2007 and analyzed in accordance with the attached chain-of-custody.

Unless otherwise noted, all analytical testing was accomplished in accordance with the guidelines established in our Quality Systems Manual, applicable standard operating procedures, and other related documentation. The original report of subcontracted analysis, if any, is provided herein, and follows the standard Calscience data package. The results in this analytical report are limited to the samples tested and any reproduction thereof must be made in its entirety.

If you have any questions regarding this report, please do not hesitate to contact the undersigned.

Sincerely,

A handwritten signature in black ink, appearing to read "Danielle Gonsman".

Calscience Environmental
Laboratories, Inc.
Danielle Gonsman
Project Manager

Analytical Report



Blaine Tech Services, Inc.
1680 Rogers Avenue
San Jose, CA 95112-1105

Date Received: 08/18/07
Work Order No: 07-08-1371
Preparation: EPA 5030B
Method: EPA 8015B (M)

Project: 461 8th Street , Oakland, CA

Page 1 of 2

Client Sample Number	Lab Sample Number	Date Collected	Matrix	Instrument	Date Prepared	Date Analyzed	QC Batch ID
S-6	07-08-1371-1	08/15/07	Aqueous	GC 24	08/21/07	08/22/07	070821B01

Comment(s): -The sample chromatographic pattern for TPH does not match the chromatographic pattern of the specified standard. Quantitation of the unknown hydrocarbon(s) in the sample was based upon the specified standard.

Parameter	Result	RL	DF	Qual	Units
TPH as Gasoline	57000	5000	100		ug/L
Surrogates:	REC (%)	Control Limits		Qual	
1,4-Bromofluorobenzene	76	38-134			

Client Sample Number	Lab Sample Number	Date Collected	Matrix	Instrument	Date Prepared	Date Analyzed	QC Batch ID
S-8	07-08-1371-2	08/18/07	Aqueous	GC 24	08/21/07	08/22/07	070821B01

Comment(s): -The sample chromatographic pattern for TPH does not match the chromatographic pattern of the specified standard. Quantitation of the unknown hydrocarbon(s) in the sample was based upon the specified standard.

Parameter	Result	RL	DF	Qual	Units
TPH as Gasoline	65	50	1		ug/L
Surrogates:	REC (%)	Control Limits		Qual	
1,4-Bromofluorobenzene	76	38-134			

Client Sample Number	Lab Sample Number	Date Collected	Matrix	Instrument	Date Prepared	Date Analyzed	QC Batch ID
S-9	07-08-1371-3	08/18/07	Aqueous	GC 24	08/21/07	08/22/07	070821B01

Comment(s): -The sample chromatographic pattern for TPH does not match the chromatographic pattern of the specified standard. Quantitation of the unknown hydrocarbon(s) in the sample was based upon the specified standard.

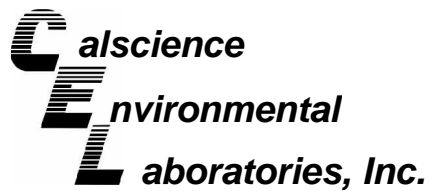
Parameter	Result	RL	DF	Qual	Units
TPH as Gasoline	9800	1000	20		ug/L
Surrogates:	REC (%)	Control Limits		Qual	
1,4-Bromofluorobenzene	80	38-134			

Client Sample Number	Lab Sample Number	Date Collected	Matrix	Instrument	Date Prepared	Date Analyzed	QC Batch ID
S-10	07-08-1371-4	08/18/07	Aqueous	GC 24	08/21/07	08/22/07	070821B01

Comment(s): -The sample chromatographic pattern for TPH does not match the chromatographic pattern of the specified standard. Quantitation of the unknown hydrocarbon(s) in the sample was based upon the specified standard.

Parameter	Result	RL	DF	Qual	Units
TPH as Gasoline	64	50	1		ug/L
Surrogates:	REC (%)	Control Limits		Qual	
1,4-Bromofluorobenzene	79	38-134			

RL - Reporting Limit , DF - Dilution Factor , Qual - Qualifiers



Analytical Report



Blaine Tech Services, Inc.
1680 Rogers Avenue
San Jose, CA 95112-1105

Date Received: 08/18/07
Work Order No: 07-08-1371
Preparation: EPA 5030B
Method: EPA 8015B (M)

Project: 461 8th Street , Oakland, CA

Page 2 of 2

Client Sample Number	Lab Sample Number	Date Collected	Matrix	Instrument	Date Prepared	Date Analyzed	QC Batch ID
Method Blank	099-12-436-803	N/A	Aqueous	GC 24	08/21/07	08/21/07	070821B01

<u>Parameter</u>	<u>Result</u>	<u>RL</u>	<u>DF</u>	<u>Qual</u>	<u>Units</u>
TPH as Gasoline	ND	50	1		ug/L
<u>Surrogates:</u>	<u>REC (%)</u>	<u>Control Limits</u>		<u>Qual</u>	
1,4-Bromofluorobenzene	76	38-134			

RL - Reporting Limit , DF - Dilution Factor , Qual - Qualifiers

Analytical Report

Blaine Tech Services, Inc.
1680 Rogers Avenue
San Jose, CA 95112-1105

Date Received: 08/18/07
Work Order No: 07-08-1371
Preparation: EPA 5030B
Method: EPA 8260B
Units: ug/L

Project: 461 8th Street , Oakland, CA

Page 1 of 1

Client Sample Number	Lab Sample Number	Date Collected	Matrix	Instrument	Date Prepared	Date Analyzed	QC Batch ID
S-6	07-08-1371-1	08/15/07	Aqueous	GC/MS O	08/24/07	08/24/07	070824L01

Comment(s): -Results were evaluated to the MDL, concentrations \geq to the MDL but $<$ RL, if found, are qualified with a "J" flag.

Parameter	Result	RL	MDL	DF	Qual	Parameter	Result	RL	MDL	DF	Qual
Benzene	15000	50	14	100		Toluene	6800	100	27	100	
1,2-Dibromoethane	ND	100	49	100		p/m-Xylene	4500	100	54	100	
1,2-Dichloroethane	ND	50	26	100		o-Xylene	1600	100	17	100	
Ethylbenzene	1600	100	23	100		Methyl-t-Butyl Ether (MTBE)	ND	100	26	100	
<u>Surrogates:</u>	<u>REC (%)</u>	<u>Control Limits</u>			<u>Qual</u>	<u>Surrogates:</u>	<u>REC (%)</u>	<u>Control Limits</u>			<u>Qual</u>
Dibromofluoromethane	108	74-140				1,2-Dichloroethane-d4	110	74-146			
Toluene-d8	100	88-112				1,4-Bromofluorobenzene	99	74-110			

Client Sample Number	Lab Sample Number	Date Collected	Matrix	Instrument	Date Prepared	Date Analyzed	QC Batch ID
S-8	07-08-1371-2	08/18/07	Aqueous	GC/MS BB	08/23/07	08/23/07	070823L01

Comment(s): -Results were evaluated to the MDL, concentrations \geq to the MDL but $<$ RL, if found, are qualified with a "J" flag.

Parameter	Result	RL	MDL	DF	Qual	Parameter	Result	RL	MDL	DF	Qual
Benzene	7.4	0.50	0.14	1		Toluene	ND	1.0	0.27	1	
1,2-Dibromoethane	ND	1.0	0.49	1		p/m-Xylene	ND	1.0	0.54	1	
1,2-Dichloroethane	0.84	0.50	0.26	1		o-Xylene	ND	1.0	0.17	1	
Ethylbenzene	ND	1.0	0.23	1		Methyl-t-Butyl Ether (MTBE)	ND	1.0	0.26	1	
<u>Surrogates:</u>	<u>REC (%)</u>	<u>Control Limits</u>			<u>Qual</u>	<u>Surrogates:</u>	<u>REC (%)</u>	<u>Control Limits</u>			<u>Qual</u>
Dibromofluoromethane	131	74-140				1,2-Dichloroethane-d4	144	74-146			
Toluene-d8	106	88-112				1,4-Bromofluorobenzene	90	74-110			

Client Sample Number	Lab Sample Number	Date Collected	Matrix	Instrument	Date Prepared	Date Analyzed	QC Batch ID
Method Blank	099-10-006-22,543	N/A	Aqueous	GC/MS BB	08/23/07	08/23/07	070823L01

Comment(s): -Results were evaluated to the MDL, concentrations \geq to the MDL but $<$ RL, if found, are qualified with a "J" flag.


Parameter	Result	RL	MDL	DF	Qual	Parameter	Result	RL	MDL	DF	Qual
Benzene	ND	0.50	0.14	1		Toluene	ND	1.0	0.27	1	
1,2-Dibromoethane	ND	1.0	0.49	1		p/m-Xylene	ND	1.0	0.54	1	
1,2-Dichloroethane	ND	0.50	0.26	1		o-Xylene	ND	1.0	0.17	1	
Ethylbenzene	ND	1.0	0.23	1		Methyl-t-Butyl Ether (MTBE)	ND	1.0	0.26	1	
<u>Surrogates:</u>	<u>REC (%)</u>	<u>Control Limits</u>			<u>Qual</u>	<u>Surrogates:</u>	<u>REC (%)</u>	<u>Control Limits</u>			<u>Qual</u>
Dibromofluoromethane	127	74-140				1,2-Dichloroethane-d4	137	74-146			
Toluene-d8	105	88-112				1,4-Bromofluorobenzene	91	74-110			

Client Sample Number	Lab Sample Number	Date Collected	Matrix	Instrument	Date Prepared	Date Analyzed	QC Batch ID
Method Blank	099-10-006-22,555	N/A	Aqueous	GC/MS O	08/24/07	08/24/07	070824L01

Comment(s): -Results were evaluated to the MDL, concentrations \geq to the MDL but $<$ RL, if found, are qualified with a "J" flag.

Parameter	Result	RL	MDL	DF	Qual	Parameter	Result	RL	MDL	DF	Qual
Benzene	ND	0.50	0.14	1		Toluene	ND	1.0	0.27	1	
1,2-Dibromoethane	ND	1.0	0.49	1		p/m-Xylene	ND	1.0	0.54	1	
1,2-Dichloroethane	ND	0.50	0.26	1		o-Xylene	ND	1.0	0.17	1	
Ethylbenzene	ND	1.0	0.23	1		Methyl-t-Butyl Ether (MTBE)	ND	1.0	0.26	1	
<u>Surrogates:</u>	<u>REC (%)</u>	<u>Control Limits</u>			<u>Qual</u>	<u>Surrogates:</u>	<u>REC (%)</u>	<u>Control Limits</u>			<u>Qual</u>
Dibromofluoromethane	109	74-140				1,2-Dichloroethane-d4	106	74-146			
Toluene-d8	98	88-112				1,4-Bromofluorobenzene	99	74-110			

RL - Reporting Limit , DF - Dilution Factor , Qual - Qualifiers



Analytical Report

Blaine Tech Services, Inc.
1680 Rogers Avenue
San Jose, CA 95112-1105

Date Received: 08/18/07
Work Order No: 07-08-1371
Preparation: EPA 5030B
Method: EPA 8260B
Units: ug/L

Project: 461 8th Street , Oakland, CA

Page 1 of 2

Client Sample Number	Lab Sample Number	Date Collected	Matrix	Instrument	Date Prepared	Date Analyzed	QC Batch ID
S-9	07-08-1371-3	08/18/07	Aqueous	GC/MS BB	08/23/07	08/23/07	070823L01

Comment(s): -Results were evaluated to the MDL, concentrations \geq to the MDL but $<$ RL, if found, are qualified with a "J" flag.

Parameter	Result	RL	MDL	DF	Qual	Parameter	Result	RL	MDL	DF	Qual
Benzene	2400	25	7.0	50		o-Xylene	72	10	1.7	10	
1,2-Dibromoethane	ND	10	4.9	10		Methyl-t-Butyl Ether (MTBE)	ND	10	2.6	10	
1,2-Dichloroethane	ND	5.0	2.6	10		Tert-Butyl Alcohol (TBA)	ND	100	54	10	
Ethylbenzene	410	10	2.3	10		Diisopropyl Ether (DIPE)	ND	20	3.3	10	
Toluene	100	10	2.7	10		Ethyl-t-Butyl Ether (ETBE)	ND	20	1.8	10	
p/m-Xylene	530	10	5.4	10		Tert-Amyl-Methyl Ether (TAME)	ND	20	11	10	
Surrogates:	REC (%)	Control Limits			Qual	Surrogates:	REC (%)	Control Limits			Qual
Dibromofluoromethane	126	74-140				1,2-Dichloroethane-d4	138	74-146			
Toluene-d8	102	88-112				1,4-Bromofluorobenzene	101	74-110			

Client Sample Number	Lab Sample Number	Date Collected	Matrix	Instrument	Date Prepared	Date Analyzed	QC Batch ID
S-10	07-08-1371-4	08/18/07	Aqueous	GC/MS O	08/24/07	08/24/07	070824L01

Comment(s): -Results were evaluated to the MDL, concentrations \geq to the MDL but $<$ RL, if found, are qualified with a "J" flag.


Parameter	Result	RL	MDL	DF	Qual	Parameter	Result	RL	MDL	DF	Qual
Benzene	0.15	0.50	0.14	1	J	o-Xylene	ND	1.0	0.17	1	
1,2-Dibromoethane	ND	1.0	0.49	1		Methyl-t-Butyl Ether (MTBE)	ND	1.0	0.26	1	
1,2-Dichloroethane	ND	0.50	0.26	1		Tert-Butyl Alcohol (TBA)	ND	10	5.4	1	
Ethylbenzene	1.4	1.0	0.23	1		Diisopropyl Ether (DIPE)	ND	2.0	0.33	1	
Toluene	ND	1.0	0.27	1		Ethyl-t-Butyl Ether (ETBE)	ND	2.0	0.18	1	
p/m-Xylene	0.72	1.0	0.54	1	J	Tert-Amyl-Methyl Ether (TAME)	ND	2.0	1.1	1	
Surrogates:	REC (%)	Control Limits			Qual	Surrogates:	REC (%)	Control Limits			Qual
Dibromofluoromethane	108	74-140				1,2-Dichloroethane-d4	108	74-146			
Toluene-d8	100	88-112				1,4-Bromofluorobenzene	98	74-110			

Client Sample Number	Lab Sample Number	Date Collected	Matrix	Instrument	Date Prepared	Date Analyzed	QC Batch ID
Method Blank	099-10-006-22,543	N/A	Aqueous	GC/MS BB	08/23/07	08/23/07	070823L01

Comment(s): -Results were evaluated to the MDL, concentrations \geq to the MDL but $<$ RL, if found, are qualified with a "J" flag.

Parameter	Result	RL	MDL	DF	Qual	Parameter	Result	RL	MDL	DF	Qual
Benzene	ND	0.50	0.14	1		o-Xylene	ND	1.0	0.17	1	
1,2-Dibromoethane	ND	1.0	0.49	1		Methyl-t-Butyl Ether (MTBE)	ND	1.0	0.26	1	
1,2-Dichloroethane	ND	0.50	0.26	1		Tert-Butyl Alcohol (TBA)	ND	10	5.4	1	
Ethylbenzene	ND	1.0	0.23	1		Diisopropyl Ether (DIPE)	ND	2.0	0.33	1	
Toluene	ND	1.0	0.27	1		Ethyl-t-Butyl Ether (ETBE)	ND	2.0	0.18	1	
p/m-Xylene	ND	1.0	0.54	1		Tert-Amyl-Methyl Ether (TAME)	ND	2.0	1.1	1	
Surrogates:	REC (%)	Control Limits			Qual	Surrogates:	REC (%)	Control Limits			Qual
Dibromofluoromethane	127	74-140				1,2-Dichloroethane-d4	137	74-146			
Toluene-d8	105	88-112				1,4-Bromofluorobenzene	91	74-110			

RL - Reporting Limit , DF - Dilution Factor , Qual - Qualifiers



Analytical Report



Blaine Tech Services, Inc.
1680 Rogers Avenue
San Jose, CA 95112-1105

Date Received: 08/18/07
Work Order No: 07-08-1371
Preparation: EPA 5030B
Method: EPA 8260B
Units: ug/L

Project: 461 8th Street , Oakland, CA


Page 2 of 2

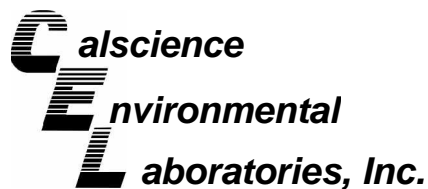
Client Sample Number	Lab Sample Number	Date Collected	Matrix	Instrument	Date Prepared	Date Analyzed	QC Batch ID
Method Blank	099-10-006-22,555	N/A	Aqueous	GC/MS O	08/24/07	08/24/07	070824L01

Comment(s): -Results were evaluated to the MDL, concentrations \geq to the MDL but $<$ RL, if found, are qualified with a "J" flag.

Parameter	Result	RL	MDL	DF	Qual	Parameter	Result	RL	MDL	DF	Qual
Benzene	ND	0.50	0.14	1		o-Xylene	ND	1.0	0.17	1	
1,2-Dibromoethane	ND	1.0	0.49	1		Methyl-t-Butyl Ether (MTBE)	ND	1.0	0.26	1	
1,2-Dichloroethane	ND	0.50	0.26	1		Tert-Butyl Alcohol (TBA)	ND	10	5.4	1	
Ethylbenzene	ND	1.0	0.23	1		Diisopropyl Ether (DIPE)	ND	2.0	0.33	1	
Toluene	ND	1.0	0.27	1		Ethyl-t-Butyl Ether (ETBE)	ND	2.0	0.18	1	
p/m-Xylene	ND	1.0	0.54	1		Tert-Amyl-Methyl Ether (TAME)	ND	2.0	1.1	1	
<u>Surrogates:</u>	<u>REC (%)</u>	<u>Control Limits</u>		<u>Qual</u>		<u>Surrogates:</u>	<u>REC (%)</u>	<u>Control Limits</u>		<u>Qual</u>	
Dibromofluoromethane	109	74-140				1,2-Dichloroethane-d4	106	74-146			
Toluene-d8	98	88-112				1,4-Bromofluorobenzene	99	74-110			

RL - Reporting Limit , DF - Dilution Factor , Qual - Qualifiers





Quality Control - Spike/Spike Duplicate



Blaine Tech Services, Inc.
1680 Rogers Avenue
San Jose, CA 95112-1105

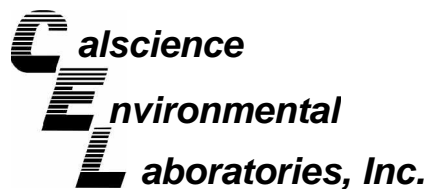
Date Received: 08/18/07
Work Order No: 07-08-1371
Preparation: EPA 5030B
Method: EPA 8015B (M)

Project 461 8th Street , Oakland, CA

Quality Control Sample ID	Matrix	Instrument	Date Prepared	Date Analyzed	MS/MSD Batch Number
07-08-1368-1	Aqueous	GC 24	08/21/07	08/21/07	070821S01

Parameter	MS %REC	MSD %REC	%REC CL	RPD	RPD CL	Qualifiers
TPH as Gasoline	88	87	68-122	2	0-18	

RPD - Relative Percent Difference , CL - Control Limit



Quality Control - Spike/Spike Duplicate



Blaine Tech Services, Inc.
1680 Rogers Avenue
San Jose, CA 95112-1105


Date Received: 08/18/07
Work Order No: 07-08-1371
Preparation: EPA 5030B
Method: EPA 8260B

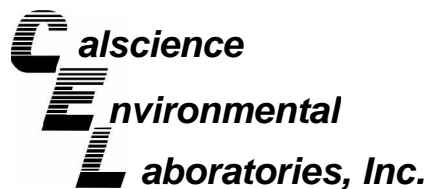
Project 461 8th Street , Oakland, CA

Quality Control Sample ID	Matrix	Instrument	Date Prepared	Date Analyzed	MS/MSD Batch Number
07-08-1332-77	Aqueous	GC/MS BB	08/23/07	08/23/07	070823S01

Parameter	MS %REC	MSD %REC	%REC CL	RPD	RPD CL	Qualifiers
Benzene	97	101	88-118	4	0-7	
Carbon Tetrachloride	128	128	67-145	0	0-11	
Chlorobenzene	94	95	88-118	1	0-7	
1,2-Dibromoethane	102	105	70-130	3	0-30	
1,2-Dichlorobenzene	89	90	86-116	2	0-8	
1,1-Dichloroethene	104	103	70-130	1	0-25	
Ethylbenzene	92	92	70-130	1	0-30	
Toluene	97	100	87-123	3	0-8	
Trichloroethene	93	96	79-127	4	0-10	
Vinyl Chloride	90	91	69-129	1	0-13	
Methyl-t-Butyl Ether (MTBE)	99	108	71-131	9	0-13	
Tert-Butyl Alcohol (TBA)	97	103	36-168	5	0-45	
Diisopropyl Ether (DIPE)	100	102	81-123	2	0-9	
Ethyl-t-Butyl Ether (ETBE)	98	102	72-126	4	0-12	
Tert-Amyl-Methyl Ether (TAME)	106	111	72-126	5	0-12	
Ethanol	79	86	53-149	8	0-31	

RPD - Relative Percent Difference , CL - Control Limit





Quality Control - Spike/Spike Duplicate



Blaine Tech Services, Inc.
1680 Rogers Avenue
San Jose, CA 95112-1105


Date Received: 08/18/07
Work Order No: 07-08-1371
Preparation: EPA 5030B
Method: EPA 8260B

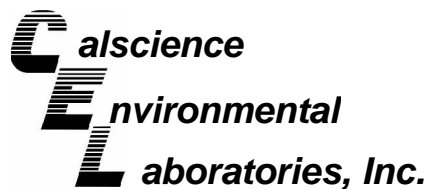
Project 461 8th Street , Oakland, CA

Quality Control Sample ID	Matrix	Instrument	Date Prepared	Date Analyzed	MS/MSD Batch Number
07-08-1332-80	Aqueous	GC/MS O	08/24/07	08/24/07	070824S01

Parameter	MS %REC	MSD %REC	%REC CL	RPD	RPD CL	Qualifiers
Benzene	100	100	88-118	1	0-7	
Carbon Tetrachloride	106	108	67-145	2	0-11	
Chlorobenzene	103	104	88-118	1	0-7	
1,2-Dibromoethane	108	108	70-130	1	0-30	
1,2-Dichlorobenzene	103	105	86-116	2	0-8	
1,1-Dichloroethene	110	108	70-130	1	0-25	
Ethylbenzene	108	110	70-130	2	0-30	
Toluene	102	103	87-123	2	0-8	
Trichloroethene	104	103	79-127	1	0-10	
Vinyl Chloride	102	102	69-129	0	0-13	
Methyl-t-Butyl Ether (MTBE)	96	97	71-131	1	0-13	
Tert-Butyl Alcohol (TBA)	96	100	36-168	5	0-45	
Diisopropyl Ether (DIPE)	98	98	81-123	1	0-9	
Ethyl-t-Butyl Ether (ETBE)	96	96	72-126	0	0-12	
Tert-Amyl-Methyl Ether (TAME)	96	97	72-126	1	0-12	
Ethanol	86	77	53-149	11	0-31	

RPD - Relative Percent Difference , CL - Control Limit





Quality Control - LCS/LCS Duplicate



Blaine Tech Services, Inc.
1680 Rogers Avenue
San Jose, CA 95112-1105

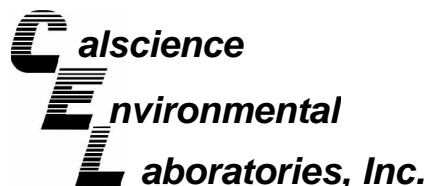
Date Received: N/A
Work Order No: 07-08-1371
Preparation: EPA 5030B
Method: EPA 8015B (M)

Project: 461 8th Street , Oakland, CA

Quality Control Sample ID	Matrix	Instrument	Date Prepared	Date Analyzed	LCS/LCSD Batch Number
099-12-436-803	Aqueous	GC 24	08/21/07	08/21/07	070821B01

<u>Parameter</u>	<u>LCS %REC</u>	<u>LCSD %REC</u>	<u>%REC CL</u>	<u>RPD</u>	<u>RPD CL</u>	<u>Qualifiers</u>
TPH as Gasoline	95	96	78-120	0	0-10	

RPD - Relative Percent Difference , CL - Control Limit



Quality Control - LCS/LCS Duplicate



Blaine Tech Services, Inc.
1680 Rogers Avenue
San Jose, CA 95112-1105

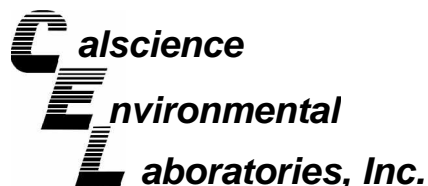
Date Received: N/A
Work Order No: 07-08-1371
Preparation: EPA 5030B
Method: EPA 8260B

Project: 461 8th Street , Oakland, CA

Quality Control Sample ID	Matrix	Instrument	Date Prepared	Date Analyzed	LCS/LCSD Batch Number
099-10-006-22,543	Aqueous	GC/MS BB	08/23/07	08/23/07	070823L01

Parameter	LCS %REC	LCSD %REC	%REC CL	RPD	RPD CL	Qualifiers
Benzene	99	100	84-120	1	0-8	
Carbon Tetrachloride	128	126	63-147	2	0-10	
Chlorobenzene	95	96	89-119	0	0-7	
1,2-Dibromoethane	99	100	80-120	1	0-20	
1,2-Dichlorobenzene	92	93	89-119	1	0-9	
1,1-Dichloroethene	104	105	77-125	1	0-16	
Ethylbenzene	94	95	80-120	2	0-20	
Toluene	99	100	83-125	1	0-9	
Trichloroethene	95	96	89-119	2	0-8	
Vinyl Chloride	93	97	63-135	4	0-13	
Methyl-t-Butyl Ether (MTBE)	98	99	82-118	1	0-13	
Tert-Butyl Alcohol (TBA)	85	86	46-154	1	0-32	
Diisopropyl Ether (DIPE)	99	99	81-123	0	0-11	
Ethyl-t-Butyl Ether (ETBE)	98	99	74-122	1	0-12	
Tert-Amyl-Methyl Ether (TAME)	107	109	76-124	2	0-10	
Ethanol	91	85	60-138	7	0-32	

RPD - Relative Percent Difference , CL - Control Limit



Quality Control - LCS/LCS Duplicate



Blaine Tech Services, Inc.
1680 Rogers Avenue
San Jose, CA 95112-1105

Date Received: N/A
Work Order No: 07-08-1371
Preparation: EPA 5030B
Method: EPA 8260B

Project: 461 8th Street , Oakland, CA

Quality Control Sample ID	Matrix	Instrument	Date Prepared	Date Analyzed	LCS/LCSD Batch Number
099-10-006-22,555	Aqueous	GC/MS O	08/24/07	08/24/07	070824L01

Parameter	LCS %REC	LCSD %REC	%REC CL	RPD	RPD CL	Qualifiers
Benzene	99	100	84-120	0	0-8	
Carbon Tetrachloride	109	109	63-147	0	0-10	
Chlorobenzene	103	103	89-119	0	0-7	
1,2-Dibromoethane	108	108	80-120	0	0-20	
1,2-Dichlorobenzene	105	105	89-119	1	0-9	
1,1-Dichloroethene	110	109	77-125	1	0-16	
Ethylbenzene	109	109	80-120	0	0-20	
Toluene	102	102	83-125	0	0-9	
Trichloroethene	105	104	89-119	0	0-8	
Vinyl Chloride	102	103	63-135	1	0-13	
Methyl-t-Butyl Ether (MTBE)	96	96	82-118	0	0-13	
Tert-Butyl Alcohol (TBA)	101	99	46-154	2	0-32	
Diisopropyl Ether (DIPE)	98	98	81-123	0	0-11	
Ethyl-t-Butyl Ether (ETBE)	97	97	74-122	0	0-12	
Tert-Amyl-Methyl Ether (TAME)	97	95	76-124	1	0-10	
Ethanol	77	78	60-138	1	0-32	

RPD - Relative Percent Difference , CL - Control Limit

Work Order Number: 07-08-1371

<u>Qualifier</u>	<u>Definition</u>
*	See applicable analysis comment.
1	Surrogate compound recovery was out of control due to a required sample dilution, therefore, the sample data was reported without further clarification.
2	Surrogate compound recovery was out of control due to matrix interference. The associated method blank surrogate spike compound was in control and, therefore, the sample data was reported without further clarification.
3	Recovery of the Matrix Spike or Matrix Spike Duplicate compound was out of control due to matrix interference. The associated LCS and/or LCSD was in control and, therefore, the sample data was reported without further clarification.
4	The MS/MSD RPD was out of control due to matrix interference. The LCS/LCSD RPD was in control and, therefore, the sample data was reported without further clarification.
5	The PDS/PDSD associated with this batch of samples was out of control due to a matrix interference effect. The associated batch LCS/LCSD was in control and, hence, the associated sample data was reported with no further corrective action required.
A	Result is the average of all dilutions, as defined by the method.
B	Analyte was present in the associated method blank.
C	Analyte presence was not confirmed on primary column.
E	Concentration exceeds the calibration range.
H	Sample received and/or analyzed past the recommended holding time.
J	Analyte was detected at a concentration below the reporting limit and above the laboratory method detection limit. Reported value is estimated.
N	Nontarget Analyte.
ND	Parameter not detected at the indicated reporting limit.
Q	Spike recovery and RPD control limits do not apply resulting from the parameter concentration in the sample exceeding the spike concentration by a factor of four or greater.
U	Undetected at the laboratory method detection limit.
X	% Recovery and/or RPD out-of-range.
Z	Analyte presence was not confirmed by second column or GC/MS analysis.



LAB:

- TA - Irvine, California
- TA - Morgan Hill, California
- TA - Sacramento, California
- TA - Nashville, Tennessee
- Calscience
- Other _____



SHELL Chain Of Custody Record

1371

NAME OF PERSON TO BILL: Denis Brown

ENVIRONMENTAL SERVICES

CHECK BOX TO VERIFY IF NO INCIDENT # APPLIES

INCIDENT # (ES ONLY)

9 7 0 9 3 3 9 9

DATE: 08-15-07

NETWORK DEV / FE

BILL CONSULTANT

PO #

SAP or CRMT #

PAGE: 1 of 1

COMPLIANCE

RMT/CRMT

SAMPLING COMPANY: Blaine Tech Services		LOG CODE: BTSS	SITE ADDRESS: Street and City 461 8th St., Oakland		State CA	GLOBAL ID NO.: T0600101263		
ADDRESS: 1680 Rogers Avenue, San Jose, CA 95112			EDF DELIVERABLE TO (Name, Company, Office Location): Ana Friel, CRA, Eureka		PHONE NO.: 707-268-3812		E-MAIL: sonomaedf@croworld.com	
PROJECT CONTACT (Hardcopy or PDF Report to): Michael Ninokata			SAMPLER NAME(S) (Print): WILLIAM WONG		CONSULTANT PROJECT NO.: 0708156666		BTS #	
TELEPHONE: 408-573-0555	FAX: 408-573-7771	E-MAIL: mninokata@blainetech.com	LAB USE ONLY				07-05-1371	

TAT (STD IS 10 BUSINESS DAYS / RUSH IS CALENDAR DAYS):

STD 5 DAY 3 DAY 2 DAY 24 HOURS RESULTS NEEDED ON WEEKEND

LA - RWQCB REPORT FORMAT UST AGENCY:


SPECIAL INSTRUCTIONS OR NOTES:

EDD NOT NEEDED
 SHELL CONTRACT RATE APPLIES
 STATE REIMB RATE APPLIES
 RECEIPT VERIFICATION REQUESTED

REQUESTED ANALYSIS

LAB USE ONLY	Field Sample Identification	SAMPLING		MATRIX	NO. OF CONT.	TPH - Gas, Purgeable (8260B)	TPH - Diesel, Extractable (8015M)	BTEX (8260B)	5 Oxygenates (8260B) (MTBE, TBA, DIPE, TAME, ETBE)	MTBE (8260B)	TBA (8260B)	DIPE (8260B)	TAME (8260B)	ETBE (8260B)	1,2 DCA (8260B)	EDB (8260B)	Ethanol (8260B)	Methanol (8015M)	TPH-motor oil (8015M)	TDS (160.1)	Total Iron (6010B)	Total Lead (6010B)	EDC	Total Oil and Grease (1664A)	TEMPERATURE ON RECEIPT C°	FIELD NOTES: Container/Preservative or PID Readings or Laboratory Notes
		DATE	TIME																							
1	S-6	8/15/07	10:11	W	5	X	X	X	X	X						X							X			
2	S-8		0930			X	X	X	X	X						X							X			
3	S-9		1007			X	X	X	X	X						X							X			
4	S-10		0945			X	X	X	X	X						X							X			

Relinquished by: (Signature) <i>[Signature]</i>	Received by: (Signature) <i>[Signature]</i> SAMPLE CUSTODIAN	Date: 8/15/07	Time: 1700
Relinquished by: (Signature) <i>[Signature]</i>	Received by: (Signature) <i>[Signature]</i>	Date: 8/17/07	Time: 1628
Relinquished by: (Signature) <i>[Signature]</i>	Received by: (Signature) <i>[Signature]</i>	Date: 8/18/07	Time: 10:45



WORK ORDER #: 07 - 08 - 1371

Cooler 1 of 1

SAMPLE RECEIPT FORM

CLIENT: BTS

DATE: 8/18/07

TEMPERATURE - SAMPLES RECEIVED BY:

CALSCIENCE COURIER:

- Chilled, cooler with temperature blank provided.
Chilled, cooler without temperature blank.
Chilled and placed in cooler with wet ice.
Ambient and placed in cooler with wet ice.
Ambient temperature.
C Temperature blank.

LABORATORY (Other than Calscience Courier):

- C Temperature blank.
4.5 C IR thermometer.
Ambient temperature.

Initial: RW

CUSTODY SEAL INTACT:

Sample(s): Cooler: No (Not Intact): Not Present: [check]

Initial: RW

SAMPLE CONDITION:

Table with 4 columns: Description, Yes, No, N/A. Rows include Chain-Of-Custody document(s), Sampler's name, Sample container label(s), Sample container(s) intact, Correct containers and volume, Proper preservation, VOA vial(s) free of headspace, Tedlar bag(s) free of condensation.

Initial: RW

COMMENTS:

Blank lines for comments.

SHELL WELL MONITORING DATA SHEET

BTS #: 070815-ww1	Site: 40 97093399
Sampler: ww	Date: 08-15-07
Well I.D.: S-6	Well Diameter: 2 3 <u>(4)</u> 6 8
Total Well Depth (TD): 20 35.10	Depth to Water (DTW): 20.49
Depth to Free Product:	Thickness of Free Product (feet):
Referenced to: PVC Grade	D.O. Meter (if req'd): YSI HACH
DTW with 80% Recharge [(Height of Water Column x 0.20) + DTW]:	

Purge Method: Bailer Waterra Sampling Method: ~~Bailer~~
~~Disposable Bailer~~ Peristaltic Disposable Bailer
 Positive Air Displacement Extraction Pump Extraction Port
 Electric Submersible Other _____ Dedicated Tubing

NPE 20

Well Diameter	Multiplier	Well Diameter	Multiplier
1"	0.04	4"	0.65
2"	0.16	6"	1.47
3"	0.37	Other	radius ² * 0.163

	(Gals.) X _____ Gals.	
1 Case Volume	Specified Volumes	Calculated Volume

Time	Temp (°F)	pH	Cond. (mS or <u>µS</u>)	Turbidity (NTUs)	Gals. Removed	Observations
1047	70.5	6.7	848	13	—	odor, clear

Did well dewater? Yes No Gallons actually evacuated: —

Sampling Date: 08-15-07 Sampling Time: 1041 Depth to Water: 20.49

Sample I.D.: S-6 Laboratory: STL Other: CAL SCIENCE

Analyzed for: TPH-G BTEX MTBE TPH-D Other: see cc

EB I.D. (if applicable): @ _____ Duplicate I.D. (if applicable):

Analyzed for: TPH-G BTEX MTBE TPH-D Other:

D.O. (if req'd):	Pre-purge:	mg/L	Post-purge:	mg/L
O.R.P. (if req'd):	Pre-purge:	mV	Post-purge:	mV

SHELL WELL MONITORING DATA SHEET

BTS #: 070815-ww1	Site: 97093399
Sampler: ww	Date: 08-15-07
Well I.D.: S-8	Well Diameter: 2 3 <u>4</u> 6 8
Total Well Depth (TD): 29.15	Depth to Water (DTW): 22.88
Depth to Free Product:	Thickness of Free Product (feet):
Referenced to: <u>PVC</u> Grade	D.O. Meter (if req'd): YSI HACH
DTW with 80% Recharge [(Height of Water Column x 0.20) + DTW]:	

Purge Method: Bailer ~~Disposable Bailer~~ Positive Air Displacement Electric Submersible
 Waterra Peristaltic Extraction Pump Other _____
 Sampling Method: Bailer ~~Disposable Bailer~~ Extraction Port Dedicated Tubing
 Other: _____

NP @ 10'

(Gals.) X _____ = _____ Gals.
 1 Case Volume Specified Volumes Calculated Volume

Well Diameter	Multiplier	Well Diameter	Multiplier
1"	0.04	4"	0.65
2"	0.16	6"	1.47
3"	0.37	Other	radius ² * 0.163

Time	Temp (°F)	pH	Cond. (mS or <u>µS</u>)	Turbidity (NTUs)	Gals. Removed	Observations
0928	66.7	7.2	485	68	—	clear

Did well dewater? Yes No Gallons actually evacuated: _____

Sampling Date: 08-15-07 Sampling Time: 0930 Depth to Water: 22.88

Sample I.D.: S-8 Laboratory: STL Other: CHL SCIENCE

Analyzed for: TPH-G BTEX MTBE TPH-D Other: SLC WC

EB I.D. (if applicable): @ Time Duplicate I.D. (if applicable):

Analyzed for: TPH-G BTEX MTBE TPH-D Other:

D.O. (if req'd):	Pre-purge:	mg/L	Post-purge:	mg/L
O.R.P. (if req'd):	Pre-purge:	mV	Post-purge:	mV

SHELL WELL MONITORING DATA SHEET

BTS #: 070815-ww1	Site: 97093399
Sampler: ww	Date: 08-15-07
Well I.D.: S-9	Well Diameter: 2 3 <u>4</u> 6 8
Total Well Depth (TD): 29.95	Depth to Water (DTW): 22.43
Depth to Free Product:	Thickness of Free Product (feet):
Referenced to: <u>PVC</u> Grade	D.O. Meter (if req'd): YSI HACH
DTW with 80% Recharge [(Height of Water Column x 0.20) + DTW]:	

Purge Method: Bailer Disposable Bailer Positive Air Displacement Electric Submersible <u>XP @ 10'</u>	Waterra Peristaltic Extraction Pump Other:	Sampling Method: Bailer Disposable Bailer Extraction Port Dedicated Tubing Other:
--	---	--

Well Diameter	Multiplier	Well Diameter	Multiplier
1"	0.04	4"	0.65
2"	0.16	6"	1.47
3"	0.37	Other	radius ² * 0.163

(Gals.) X	=	Gals.
1 Case Volume	Specified Volumes	Calculated Volume

Time	Temp (°F)	pH	Cond. (mS or <u>µS</u>)	Turbidity (NTUs)	Gals. Removed	Observations
1016	68.3	6.5	871	11	-	clear, odor cool to touch

Did well dewater? Yes <input type="checkbox"/> No <input checked="" type="checkbox"/>	Gallons actually evacuated:	
Sampling Date: 08-15-07	Sampling Time: 1607	Depth to Water: 22.43
Sample I.D.: S-9	Laboratory: STL	Other: <u>CAL SCIENCE</u>
Analyzed for: TPH-G BTEX MTBE TPH-D	Other: <u>see voc</u>	
EB I.D. (if applicable): @ Time	Duplicate I.D. (if applicable):	
Analyzed for: TPH-G BTEX MTBE TPH-D	Other:	
D.O. (if req'd): Pre-purge:	mg/L	Post-purge: mg/L
O.R.P. (if req'd): Pre-purge:	mV	Post-purge: mV

SHELL WELL MONITORING DATA SHEET

BTS #: <u>070815-ww1</u>	Site: <u>97093399</u>
Sampler: <u>ww</u>	Date: <u>08-15-07</u>
Well I.D.: <u>S-10</u>	Well Diameter: 2 3 <u>4</u> 6 8
Total Well Depth (TD): <u>36.00</u>	Depth to Water (DTW): <u>23.48</u>
Depth to Free Product:	Thickness of Free Product (feet):
Referenced to: <u>PVC</u> Grade	D.O. Meter (if req'd): YSI HACH
DTW with 80% Recharge [(Height of Water Column x 0.20) + DTW]: <u>—</u>	

Purge Method: <u>Bailer</u>	Watera	Sampling Method: <u>Bailer</u>
<u>Disposable Bailer</u>	Peristaltic	<u>Disposable Bailer</u>
Positive Air Displacement	Extraction Pump	Extraction Port
Electric Submersible	Other _____	Dedicated Tubing
<u>NP @ 10'</u>		Other: _____

Well Diameter	Multiplier	Well Diameter	Multiplier
1"	0.04	4"	0.65
2"	0.16	6"	1.47
3"	0.37	Other	radius ² * 0.163

_____ (Gals.) X _____	= _____ Gals.	
1 Case Volume	Specified Volumes	Calculated Volume

Time	Temp (°F)	pH	Cond. (mS or μ S)	Turbidity (NTUs)	Gals. Removed	Observations
<u>0947</u>	<u>69.7</u>	<u>7.0</u>	<u>996</u>	<u>21</u>	—	<u>clear</u>

Did well dewater? Yes <input type="checkbox"/> No <input checked="" type="checkbox"/>	Gallons actually evacuated: <u>—</u>
Sampling Date: <u>08-15-07</u> Sampling Time: <u>0945</u> Depth to Water: <u>23.48</u>	
Sample I.D.: <u>S-10</u> Laboratory: STL Other <u>CAL SCIENCE</u>	
Analyzed for: TPH-G BTEX MTBE TPH-D Other: <u>see WC</u>	
EB I.D. (if applicable): @ _____ Time Duplicate I.D. (if applicable):	
Analyzed for: TPH-G BTEX MTBE TPH-D Other:	
D.O. (if req'd): Pre-purge: _____ mg/L Post-purge: _____ mg/L	
O.R.P. (if req'd): Pre-purge: _____ mV Post-purge: _____ mV	