



RECEIVED

9:02 am, Mar 25, 2010

**Alameda County
Environmental Health**

Aaron Costa
Project Manager
Marketing Business Unit

**Chevron Environmental
Management Company**
6111 Bollinger Canyon Road
San Ramon, CA 94583
Tel (925) 543-2961
Fax (925) 543-2324
acosta@chevron.com

Alameda County Health Care Services
1131 Harbor Bay Parkway, Suite 250
Alameda, CA 94502-6577

Re: Chevron Service Station No. 9-4800
1700 Castro
Oakland, CA

I have reviewed the attached report dated September 29, 2009.

I agree with the conclusions and recommendations presented in the referenced report. This information in this report is accurate to the best of my knowledge and all local Agency/Regional Board guidelines have been followed. This report was prepared by Conestoga Rovers Associates, upon who assistance and advice I have relied.

This letter is submitted pursuant to the requirements of California Water Code Section 13267(b)(1) and the regulating implementation entitled Appendix A pertaining thereto.

I declare under penalty of perjury that the foregoing is true and correct to the best of my knowledge.

Sincerely,

A handwritten signature in black ink that reads "Aaron Costa".

Aaron Costa
Project Manager

Attachment: Report



**CONESTOGA-ROVERS
& ASSOCIATES**

5900 Hollis Street, Suite A
Emeryville, California 94608
Telephone: (510) 420-0700 Fax: (510) 420-9170
<http://www.craworld.com>

September 29, 2009

Reference No. 060061

Mr. Mark Detterman
Alameda County Environmental Health Services
1131 Harbor Bay Parkway, Suite 250
Alameda, California 94502-6577

Re: Second Quarter 2009 Groundwater Monitoring and Sampling Report
Chevron Service Station 9-4800
1700 Castro Street
Oakland, California
Fuel Leak Case No. RO0000342

Dear Mr. Detterman:

Conestoga-Rovers & Associates is submitting this *Second Quarter 2009 Groundwater Monitoring and Sampling Report* for the site referenced above (Figure 1) on behalf of Chevron Environmental Management Company (Chevron).

Groundwater monitoring and sampling was performed by Blaine Tech Services (Blaine Tech) of San Jose, California. Groundwater monitoring and sampling data from this event are presented in Figures 2 and 3, respectively. Groundwater monitoring and sampling data are summarized in Tables 1 and 2. Blaine Tech's May 21, 2009 *Second Quarter Monitoring* report is presented as Attachment A. Groundwater samples were sent to Lancaster Laboratories (Lancaster) of Pennsylvania for chemical analysis. Lancaster's June 3, 2009 report is included as Attachment B.

Equal
Employment Opportunity
Employer



**CONESTOGA-ROVERS
& ASSOCIATES**

September 29, 2009

Reference No. 060061

- 2 -

Please contact Charlotte Evans at (510) 420-3351 if you have any questions or require additional information.

Sincerely,

CONESTOGA-ROVERS & ASSOCIATES

Charlotte Evans



Brandon S. Wilken, P.G. #7564

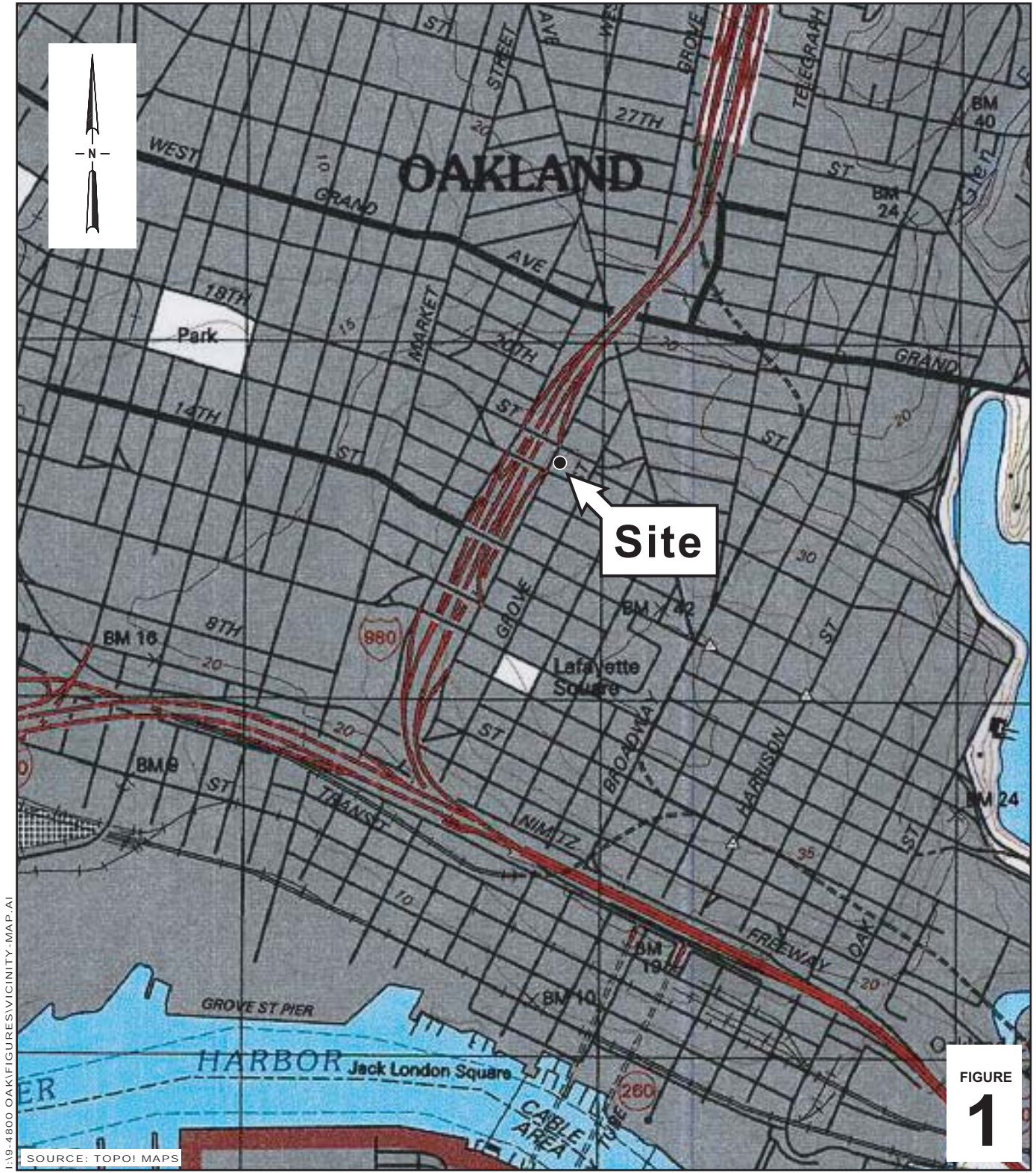
IH/doh/2

Enc.

Figure 1	Site Vicinity Map
Figure 2	Hydrocarbon Concentration Map
Figure 3	Potentiometric Surface Map
Table 1	Groundwater Monitoring Data and Analytical Results
Table 2	Groundwater Analytical Results - Oxygenate Compounds
Attachment A	Blaine Tech's May 21, 2009 <i>Second Quarter Monitoring Report</i>
Attachment B	Lancaster Laboratories June 3, 2009 Analytical Report

cc: Mr. Aaron Costa, Chevron Environmental Management Company

FIGURES



I:\9-4800_OAKFIGURES\VICINITY-MAP.A1

SOURCE: TOPOI MAPS

FIGURE
1

0 1/8 1/4 1/2 1
SCALE : 1" = 1/4 MILE

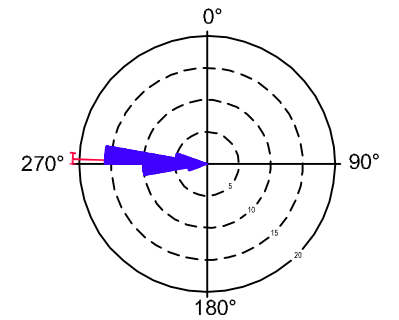
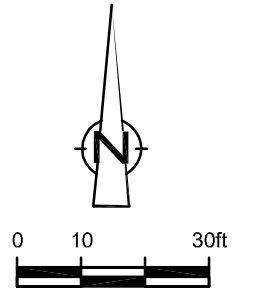
Chevron Service Station 9-4800
1700 Castro Street
Oakland, California



**CONESTOGA-ROVERS
& ASSOCIATES**

Vicinity Map

- LEGEND**
- MONITORING WELL LOCATION
 - MW-5 ■ DESTROYED WELL LOCATION
 - (560) TPHd CONCENTRATION (ug/L)
 - (130) TPHg CONCENTRATION (ug/L)
 - (<0.5) BENZENE CONCENTRATION (ug/L)
 - (190) MTBE CONCENTRATION (ug/L)



HISTORIC GROUNDWATER FLOW DIRECTION
2000 THROUGH 2009

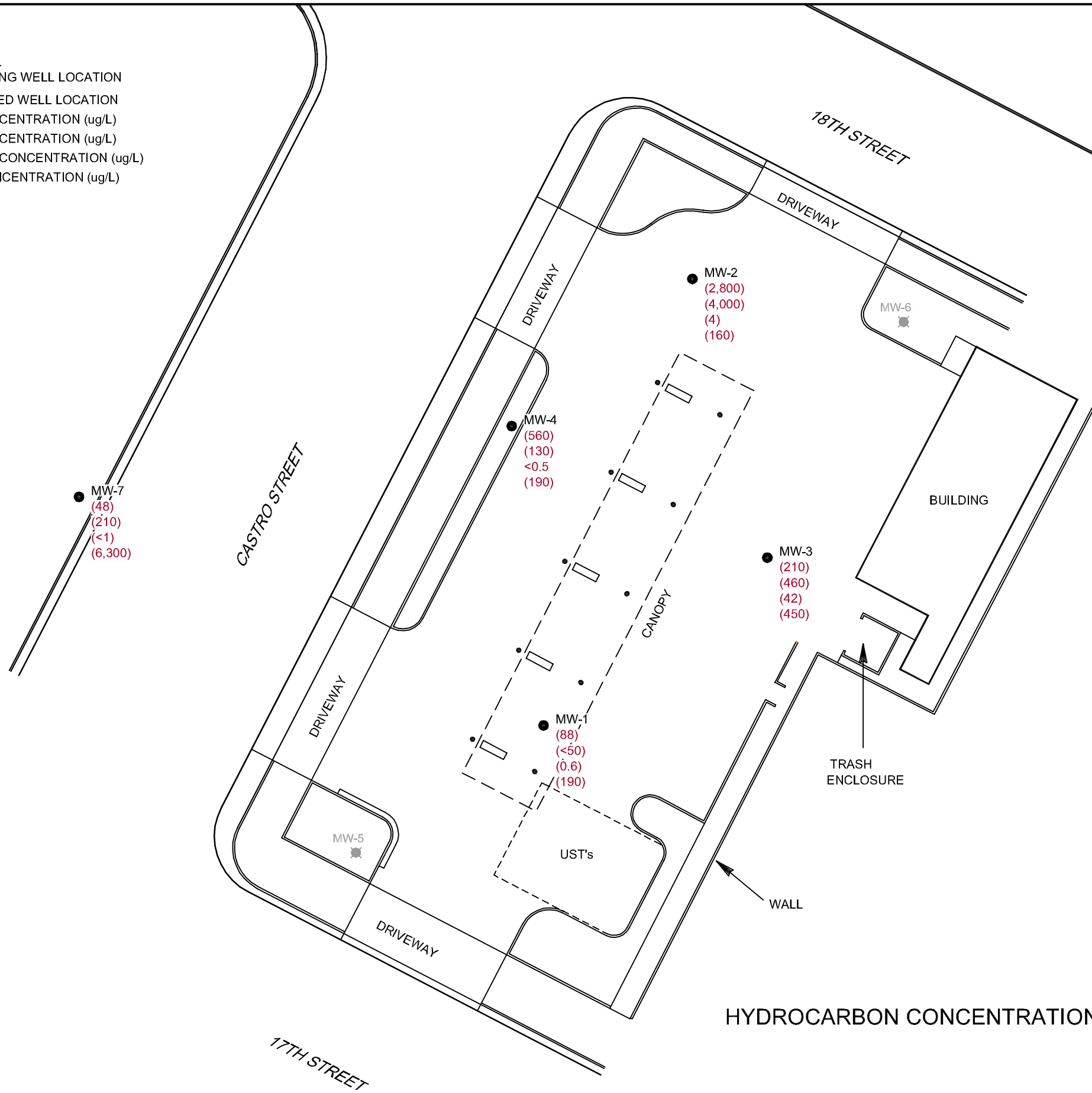
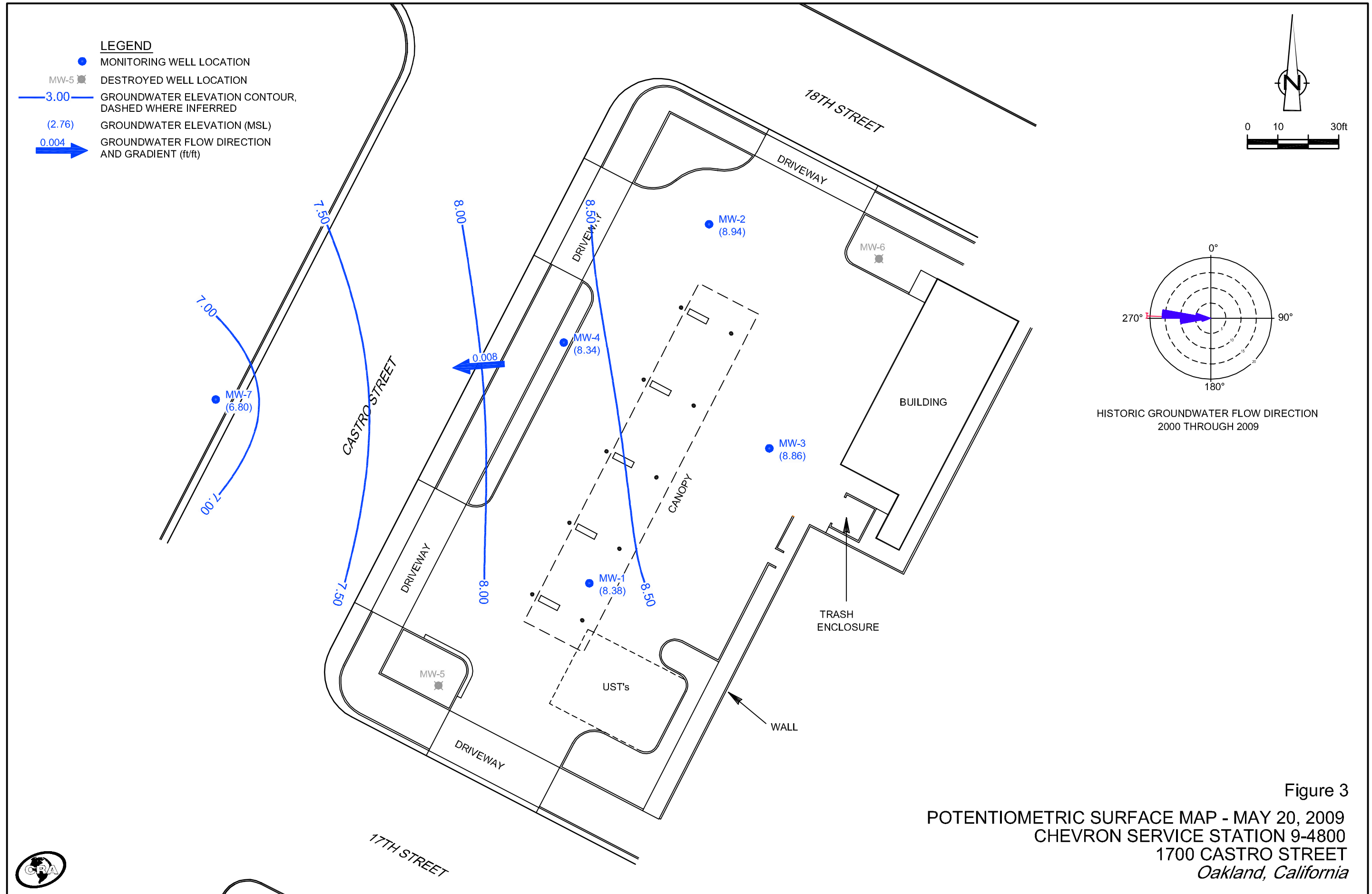


Figure 2
HYDROCARBON CONCENTRATIONS IN GROUNDWATER - MAY 20, 2009
CHEVRON SERVICE STATION 9-4800
1700 CASTRO STREET
Oakland, California





TABLES

GROUNDWATER MONITORING DATA AND ANALYTICAL RESULTS
CHEVRON SERVICE STATION 9-4800
1700 CASTRO STREET, OAKLAND, CALIFORNIA

WELL ID/ DATE	TOC* (ft.)	GWE (msl)	DTW (ft.)	TPH-DRO (µg/L)	TPH-GRO (µg/L)	B (µg/L)	T (µg/L)	E (µg/L)	X (µg/L)	MTBE (µg/L)
MW-1										
06/04/97	30.75	4.39	25.82	71 ¹	890	100	110	29	150	<10
09/16/97	30.75	4.85	25.90	75 ¹	1,600	210	210	60	250	<10
12/17/97	30.75	4.88	25.87	65 ¹	940	120	100	41	160	<25
03/18/98	30.75	5.90	24.85	77 ¹	530	91	39	22	65	6.8
06/28/98	30.75	5.92	24.83	140 ¹	1,100	220	140	37	120	14
09/07/98	30.75	5.56	25.19	280 ¹	1,700	530	86	84	240	49
12/09/98	30.75	5.10	25.65	240 ¹	1,700	240	130	100	270	32
03/11/99	30.75	5.30	25.45	98 ¹	353	53.9	28.6	20.5	56.1	14.1
06/17/99	30.75	5.39	25.36	217 ¹	810	270	150	95	340	15
09/29/99	30.75	5.13	25.62	153 ¹	659	76	49.7	35.1	118	12.6
12/14/99	30.75	5.07	25.68	188 ^{1,2}	2,760	287	199	139	502	<12.5
03/09/00 ⁵	30.75	5.54	25.21	166 ¹	1,590	238	94.9	72.2	247	22.3
06/10/00	30.75	5.73	25.02	--	1,460	242	47.8	83.8	151	97.3
09/30/00	30.75	5.30	25.45	240 ¹	650 ^o	130	49	69	190	21
12/22/00	30.75	5.05	25.70	200 ^y	640 ^o	110	33	58	160	68
03/01/01	30.75	5.25	25.50	211 ¹	1,500 ^o	210	67.9	109	320	87.3
05/04/01	30.75	5.41	25.34	130 ¹	991	127	32.6	73.0	137	95.4
09/05/01	30.75	5.16	25.59	SAMPLED SEMI-ANNUALLY		--	--	--	--	--
12/21/01	30.75	5.17	25.58	210	2,000	220	16	110	400	34
03/15/02	30.75	5.60	25.15	--	--	--	--	--	--	--
06/15/02	30.75	5.49	25.26	140	350	54	0.61	12	40	130
09/06/02	30.75	5.26	25.49	SAMPLED SEMI-ANNUALLY		--	--	--	--	--
12/06/02	30.75	5.12	25.63	2,900	900	71	2.1	39	150	34
03/03/03	30.75	5.46	25.29	SAMPLED SEMI-ANNUALLY		--	--	--	--	--
06/17/03 ¹⁴	30.75	5.64	25.11	180	290	34	0.6	23	90	92
09/16/03	30.75	5.37	25.38	SAMPLED SEMI-ANNUALLY		--	--	--	--	--
12/31/03 ¹⁴	30.75	5.20	25.55	150	1,500	97	6	70	230	86
03/26/04	30.75	5.74	25.01	SAMPLED SEMI-ANNUALLY		--	--	--	--	--
08/17/04 ¹⁴	30.75	4.59	26.16	860	500	44	5	12	54	76
11/16/04 ¹⁴	34.01	7.85	26.16	<26	570	33	<0.5	14	53	48
02/18/05	34.01	8.25	25.76	SAMPLED SEMI-ANNUALLY		--	--	--	--	--
05/06/05 ¹⁴	34.01	8.62	25.39	110	170	13	<0.5	4	18	220
08/05/05	34.01	8.31	25.70	SAMPLED SEMI-ANNUALLY		--	--	--	--	--
11/07/05 ¹⁴	34.01	7.99	26.02	260 ^{2U}	180	7	<0.5	3	24	260
02/06/06	34.01	8.33	25.68	SAMPLED SEMI-ANNUALLY		--	--	--	--	--
05/08/06 ¹⁴	34.01	9.03	24.98	730	270	23	<0.7	1	18	590

GROUNDWATER MONITORING DATA AND ANALYTICAL RESULTS
CHEVRON SERVICE STATION 9-4800
1700 CASTRO STREET, OAKLAND, CALIFORNIA

WELL ID/ DATE	TOC* (ft.)	GWE (msl)	DTW (ft.)	TPH-DRO (µg/L)	TPH-GRO (µg/L)	B (µg/L)	T (µg/L)	E (µg/L)	X (µg/L)	MTBE (µg/L)
MW-1 (cont)										
08/08/06	34.01	8.49	25.52	SAMPLED SEMI-ANNUALLY		--	--	--	--	--
11/08/06 ¹⁴	34.01	8.11	25.90	380	<50	0.6	<0.5	<0.5	2	140
02/06/07	34.01	8.03	25.98	SAMPLED SEMI-ANNUALLY		--	--	--	--	--
05/01/07 ¹⁴	34.01	8.23	25.78	750	58	0.8	<0.5	<0.5	1	280
07/31/07	34.01	8.01	26.00	SAMPLED SEMI-ANNUALLY		--	--	--	--	--
11/08/07 ¹⁴	34.01	7.85	26.16	330	<50	<0.5	<0.5	<0.5	0.9	270
02/04/08	34.01	8.04	25.97	SAMPLED SEMI-ANNUALLY		--	--	--	--	--
05/01/08 ¹⁴	34.01	8.06	25.95	86	<50	<0.5	<0.5	<0.5	<0.5	470
08/01/08	34.01	7.97	26.04	SAMPLED SEMI-ANNUALLY		--	--	--	--	--
11/13/08 ¹⁴	34.01	7.88	26.13	<50	170	1	<0.5	<0.5	2	190
02/23/09	34.01	8.07	25.94	SAMPLED SEMI-ANNUALLY		--	--	--	--	--
05/20/09¹⁴	34.01	8.38	25.63	88 J	<50	0.6 J	<0.5	<0.5	2	190
MW-2										
06/04/97	30.00	5.13	24.87	4,000 ¹	13,000	790	30	420	1,700	4000
09/16/97	30.00	5.06	24.94	2,200 ¹	4,000	360	9.7	210	460	1500
12/17/97	30.00	5.18	24.82	2,100 ¹	4,100	380	<10	200	460	2100
03/18/98	30.00	6.43	23.57	3,700 ¹	8,400	1,800	<50	350	630	13,000
06/28/98 ⁴	30.00	6.21	23.79	4,400 ¹	9,300	740	340	710	2,300	3800
09/07/98	30.00	5.78	24.22	3,100 ¹	9,900	1,000	150	640	1,800	4500/4100 ⁵
12/09/98	30.00	5.31	24.69	1,900 ¹	8,500	860	74	610	960	2600/2600 ⁵
03/11/99	30.00	5.79	24.21	2,700 ¹	12,500	1,520	42.2	645	2,250	3400/5050 ⁵
06/17/99	30.00	5.69	24.31	7,150 ¹	27,000	2,200	260	1500	5,900	4700
09/29/99	30.00	5.45	24.55	3,030 ¹	6910	582	11.1	491	1,170	1970
12/14/99	30.00	5.39	24.61	615 ^{1,2}	4230	282	12.3	284	690	631
03/09/00 ³	30.00	6.08	23.92	3,300 ¹	15,300	1,110	39.4	1,040	3,030	2,470
06/10/00	30.00	6.13	23.87	--	7,360	560	40.7	627	1,280	1,260
09/30/00	30.00	5.67	24.33	1,800 ⁷	3,600 ⁶	280	<10	420	430	290
12/22/00	30.00	5.39	24.61	870 ⁷	1,500 ⁶	100	<1.3	160	59	380
03/01/01	30.00	5.79	24.21	1,320 ⁷	2,340 ⁶	171	<5.00	238	157	864
05/04/01	30.00	5.83	24.17	3,100 ⁷	11,900	199	33.9	1,420	290	3,890
09/05/01	30.00	5.45	24.55	2,200	3,300	170	1.7	310	110	1,100
12/21/01	30.00	5.60	24.40	980	1,100	58	0.72	120	14	450
03/15/02	30.00	6.05	23.95	2,200	5,000	250	9.1	470	430	1,800
06/15/02	30.00	5.84	24.16	3,700	5,200	240	5.2	540	210	2,200

GROUNDWATER MONITORING DATA AND ANALYTICAL RESULTS
CHEVRON SERVICE STATION 9-4800
1700 CASTRO STREET, OAKLAND, CALIFORNIA

WELL ID/ DATE	TOC* (ft.)	GWE (msl)	DTW (ft.)	TPH-DRO (µg/L)	TPH-GRO (µg/L)	B (µg/L)	T (µg/L)	E (µg/L)	X (µg/L)	MTBE (µg/L)
MW-2 (cont)										
09/06/02	30.00	5.59	24.41	2,200	2,100	84	1.4	250	30	1,000
12/06/02	30.00	5.44	24.56	730	780	21	<0.50	58	3.4	480
03/03/03	30.00	5.79	24.21	3,500	4,800	220	1.9	650	46	4,400
06/17/03 ¹⁴	30.00	6.07	23.93	4,100	4,700	140	4	370	84	2,700
09/16/03 ¹⁴	30.00	5.69	24.31	1,800 ^{1b}	1,300	38	<1	110	3	1,300
12/31/03 ¹⁴	30.00	5.64	24.36	330	990	11	<0.5	23	3	440
03/26/04	30.00	6.25	23.75	SAMPLED SEMI-ANNUALLY		--	--	--	--	--
08/17/04 ¹⁴	30.00	5.53	24.47	400	300	9	<0.5	18	1	340
11/16/04 ¹⁴	32.59	8.14	24.45	4,300	10,000	91	7	830	1,300	1,100
02/18/05	32.59	8.67	23.92	SAMPLED SEMI-ANNUALLY		--	--	--	--	--
05/06/05 ¹⁴	32.59	9.06	23.53	1,300	4,900	62	4	290	320	400
08/05/05	32.59	8.61	23.98	SAMPLED SEMI-ANNUALLY		--	--	--	--	--
11/07/05 ¹⁴	32.59	8.27	24.32	300 ^{2v}	800	2	<0.5	<0.5	<0.5	66
02/06/06	32.59	8.76	23.83	SAMPLED SEMI-ANNUALLY		--	--	--	--	--
05/08/06 ¹⁴	32.59	9.49	23.10	2,100	6,100	32	4	430	460	360
08/08/06	32.59	8.79	23.80	SAMPLED SEMI-ANNUALLY		--	--	--	--	--
11/08/06 ¹⁴	32.59	8.32	24.27	770	120	12	<0.5	0.7	8	840
02/06/07	32.59	8.30	24.29	SAMPLED SEMI-ANNUALLY		--	--	--	--	--
05/01/07 ¹⁴	32.59	8.54	24.05	160	850	<0.5	<0.5	16	36	100
07/31/07	32.59	8.28	24.31	SAMPLED SEMI-ANNUALLY		--	--	--	--	--
11/08/07 ¹⁴	32.59	8.12	24.47	800	180	<0.5	<0.5	<0.5	<0.5	37
02/04/08	32.59	8.38	24.21	SAMPLED SEMI-ANNUALLY		--	--	--	--	--
05/01/08 ¹⁴	32.59	8.34	24.25	500	430	<0.5	<0.5	<0.5	5	120
08/01/08	32.59	8.26	24.33	SAMPLED SEMI-ANNUALLY		--	--	--	--	--
11/13/08 ¹⁴	32.59	8.17	24.42	2,600	2,500	3	1	190	83	240
02/23/09	32.59	8.38	24.21	SAMPLED SEMI-ANNUALLY		--	--	--	--	--
05/20/09¹⁴	32.59	8.94	23.65	2,800 J	4,000	4	1	42	55	160
MW-3										
06/04/97	31.32	5.27	26.05	<50	190	26	20	1.5	16	8.2
09/16/97	31.32	5.17	26.15	<50	270	58	53	6.1	30	21
12/17/97	31.32	5.22	26.10	<50	290	50	54	8.1	37	21
03/18/98	31.32	6.42	24.90	<50	390	140	33	4.6	30	94
06/28/98	31.32	6.39	24.93	<50	290	90	11	1.6	13	150
09/07/98	31.32	5.97	25.35	<50	170	46	20	4.3	19	120

GROUNDWATER MONITORING DATA AND ANALYTICAL RESULTS
CHEVRON SERVICE STATION 9-4800
1700 CASTRO STREET, OAKLAND, CALIFORNIA

WELL ID/ DATE	TOC* (ft.)	GWE (msl)	DTW (ft.)	TPH-DRO (µg/L)	TPH-GRO (µg/L)	B (µg/L)	T (µg/L)	E (µg/L)	X (µg/L)	MTBE (µg/L)
MW-3 (cont)										
12/09/98	31.32	5.41	25.91	55 ¹	660	120	93	22	72	150
03/11/99	31.32	5.85	25.47	<50	653	136	69.5	13.7	63.8	144
06/17/99	31.32	5.90	25.42	103 ¹	530	190	110	24	88	210
09/29/99	31.32	5.61	25.71	232 ¹	433	97.8	61.4	16.9	56.6	156
12/14/99	31.32	5.55	25.77	<50 ²	8650	1040	795	212	800	995
03/09/00 ³	31.32	6.14	25.18	74.6 ⁴	1170	304	103	25.2	114	539
06/10/00	31.32	6.29	25.03	--	359	63.8	27.8	10.5	35.4	393
09/30/00	31.32	5.79	25.53	100 ⁸	220 ⁹	42	33	12	38	67
12/22/00	31.32	5.52	25.80	110 ⁹	370 ⁹	96	48	18	58	180
03/01/01	31.32	5.75	25.57	144 ⁷	912 ⁹	218	89.0	36.0	110	310
05/04/01	31.32	5.96	25.36	<50	1,260	146	79.6	38.2	101	1,070
09/05/01	31.32	5.61	25.71	SAMPLED SEMI-ANNUALLY		--	--	--	--	--
12/21/01	31.32	5.67	25.65	180	850	160	11	32	84	300
03/15/02	31.32	6.15	25.17	--	--	--	--	--	--	--
06/15/02	31.32	6.01	25.31	<50	550	110	3.0	23	58	590
09/06/02	31.32	5.74	25.58	SAMPLED SEMI-ANNUALLY		--	--	--	--	--
12/06/02	31.32	5.56	25.76	160	350	60	1.3	11	32	530
03/03/03	31.32	5.92	25.40	SAMPLED SEMI-ANNUALLY		--	--	--	--	--
06/17/03 ¹⁴	31.32	6.19	25.13	130	560	90	2	19	57	590
09/16/03	31.32	5.85	25.47	SAMPLED SEMI-ANNUALLY		--	--	--	--	--
12/31/03 ¹⁴	31.32	5.67	25.65	120	840	140	24	25	87	670
03/26/04	31.32	6.33	24.99	SAMPLED SEMI-ANNUALLY		--	--	--	--	--
08/17/04 ¹⁴	31.32	5.46	25.86	110	630	84	18	11	35	410
11/16/04 ¹⁴	34.16	8.26	25.90	92	740	100	4	21	45	460
02/18/05	34.16	8.79	25.37	SAMPLED SEMI-ANNUALLY		--	--	--	--	--
05/06/05 ¹⁴	34.16	9.18	24.98	83	290	43	<1	6	11	740
08/05/05	34.16	8.81	25.35	SAMPLED SEMI-ANNUALLY		--	--	--	--	--
11/07/05 ¹⁴	34.16	8.47	25.69	66	220	29	0.7	3	26	440
02/06/06	34.16	8.88	25.28	SAMPLED SEMI-ANNUALLY		--	--	--	--	--
05/08/06 ¹⁴	34.16	9.67	24.49	310	560	70	<1	3	24	3,300
08/08/06	34.16	9.00	25.16	SAMPLED SEMI-ANNUALLY		--	--	--	--	--
11/08/06 ¹⁴	34.16	8.57	25.59	210	510	<0.5	<0.5	<0.5	<0.5	73
02/06/07	34.16	8.48	25.68	SAMPLED SEMI-ANNUALLY		--	--	--	--	--
05/01/07 ¹⁴	34.16	8.70	25.46	84	260	36	<0.5	0.8	18	1,200
07/31/07	34.16	8.46	25.70	SAMPLED SEMI-ANNUALLY		--	--	--	--	--
11/08/07 ¹⁴	34.16	8.29	25.87	260	270	32	0.9	3	29	440

GROUNDWATER MONITORING DATA AND ANALYTICAL RESULTS
CHEVRON SERVICE STATION 9-4800
1700 CASTRO STREET, OAKLAND, CALIFORNIA

WELL ID/ DATE	TOC* (ft.)	GWE (msl)	DTW (ft.)	TPH-DRO (µg/L)	TPH-GRO (µg/L)	B (µg/L)	T (µg/L)	E (µg/L)	X (µg/L)	MTBE (µg/L)
MW-3 (cont)										
02/04/08	34.16	8.48	25.68	SAMPLED SEMI-ANNUALLY		--	--	--	--	--
05/01/08 ¹⁴	34.16	8.50	25.66	82	240	30	<0.5	<0.5	20	690
08/01/08	34.16	8.40	25.76	SAMPLED SEMI-ANNUALLY		--	--	--	--	--
11/13/08 ¹⁴	34.16	8.36	25.80	<50	720	22	<0.5	<0.5	7	790
02/23/09	34.16	8.44	25.72	SAMPLED SEMI-ANNUALLY		--	--	--	--	--
05/20/09¹⁴	34.16	8.86	25.30	210	460	42	<0.5	1	20	450
MW-4										
04/08/99	30.13	--	--	--	130	3.1	<0.5	<0.5	7.7	4,700
06/17/99	30.13	5.19	24.94	3,780 ¹	590	58	<5.0	<5.0	160	6,200
09/29/99	30.13	4.96	25.17	1,130 ¹	692	10.7	<2.5	5.51	236	7,840
12/14/99	30.13	4.91	25.22	571 ^{1,2}	625	<10	3.83	<10	94.6	4,470
03/09/00 ³	30.13	5.45	24.68	600 ¹	402	3.76	1.18	<0.5	71.4	3,140
06/10/00	30.13	5.53	24.60	--	<1,000	13.2	<10.0	<10.0	97.8	3,080
09/30/00	30.13	5.09	25.04	1,400 ⁷	280 ⁹	21	0.67	6.3	60	3,300
12/22/00	30.13	4.90	25.23	740 ⁹	240 ⁹	2.2	<0.50	1.3	25	2,200
03/01/01	30.13	5.15	24.98	661 ⁷	193	2.31	<0.500	1.34	12.1	1,220
05/04/01	30.13	5.25	24.88	1,100 ⁷	722	12.0	<5.00	17.1	89.4	2,390
09/05/01	30.13	4.96	25.17	2,500	1,400	23	2.2	19	260	2,300
12/21/01	30.13	5.06	25.07	1,100	310	2.9	<0.50	2.6	32	860
03/15/02	30.13	5.44	24.69	3,100	520	5.0	<0.50	15	6.8	2,700
06/15/02	30.13	5.29	24.84	2,400	950	16	3.6	41	100	2,200/2,400 ¹⁴
09/06/02	30.13	5.07	25.06	2,600	640	9.6	0.52	9.8	28	1,700
12/06/02	30.13	4.93	25.20	1,400	280	3.6	<0.50	1.7	<1.5	730
03/03/03	30.13	5.28	24.85	1,500	280	2.7	<0.50	7.3	2.3	910
06/17/03 ¹⁴	30.13	5.44	24.69	2,000	660	8	1	38	16	1,100
09/16/03 ¹⁴	30.13	5.15	24.98	2,100 ¹⁰	480	6	<1	11	3	710
12/31/03 ¹⁴	30.13	5.07	25.06	1,400	220	3	<0.5	2	<0.5	390
03/26/04	30.13	5.60	24.53	SAMPLED SEMI-ANNUALLY		--	--	--	--	--
08/17/04 ¹⁴	30.13	4.68	25.45	2,100	470	12	1	28	4	370
11/16/04 ¹⁴	33.07	7.63	25.44	960	270	7	<0.5	7	6	270
02/18/05	33.07	8.07	25.00	SAMPLED SEMI-ANNUALLY		--	--	--	--	--
05/06/05 ¹⁴	33.07	8.38	24.69	350	86	0.7	<0.5	<0.5	<0.5	110
08/05/05	33.07	8.05	25.02	SAMPLED SEMI-ANNUALLY		--	--	--	--	--
11/07/05 ¹⁴	33.07	7.74	25.33	150	54	0.6	<0.5	<0.5	<0.5	59

GROUNDWATER MONITORING DATA AND ANALYTICAL RESULTS
CHEVRON SERVICE STATION 9-4800
1700 CASTRO STREET, OAKLAND, CALIFORNIA

WELL ID/ DATE	TOC* (ft.)	GWE (msl)	DTW (ft.)	TPH-DRO (µg/L)	TPH-GRO (µg/L)	B (µg/L)	T (µg/L)	E (µg/L)	X (µg/L)	MTBE (µg/L)
MW-4 (cont)										
02/06/06	33.07	8.13	24.94	SAMPLED SEMI-ANNUALLY		--	--	--	--	--
05/08/06 ¹⁴	33.07	8.80	24.27	200	66	0.5	<0.5	<0.5	<0.5	92
08/08/06	33.07	7.91	25.16	SAMPLED SEMI-ANNUALLY		--	--	--	--	--
11/08/06 ¹⁴	33.07	7.84	25.23	400	55	<0.5	<0.5	<0.5	<0.5	40
02/06/07	33.07	7.79	25.28	SAMPLED SEMI-ANNUALLY		--	--	--	--	--
05/01/07 ¹⁴	33.07	7.99	25.08	150	67	<0.5	<0.5	<0.5	<0.5	76
07/31/07	33.07	7.80	25.27	SAMPLED SEMI-ANNUALLY		--	--	--	--	--
11/08/07 ¹⁴	33.07	7.65	25.42	850	<50	<0.5	<0.5	<0.5	<0.5	44
02/04/08	33.07	7.84	25.23	SAMPLED SEMI-ANNUALLY		--	--	--	--	--
05/01/08 ¹⁴	33.07	7.86	25.21	110	<50	<0.5	<0.5	<0.5	<0.5	67
08/01/08	33.07	7.79	25.28	SAMPLED SEMI-ANNUALLY		--	--	--	--	--
11/13/08 ¹⁴	33.07	7.64	25.43	330	64	<0.5	<0.5	<0.5	1	220
02/23/09	33.07	8.01	25.06	SAMPLED SEMI-ANNUALLY		--	--	--	--	--
05/20/09¹⁴	33.07	8.34	24.73	560	130	<0.5	<0.5	<0.5	<0.5	190
MW-7										
05/04/01 ¹¹	31.90	4.03	27.87	<50	<50.0	<0.500	<5.00	<5.00	<5.00	567/470 ¹²
09/05/01	31.90	3.86	28.04	<50	<50	<0.50	<0.50	<0.50	<1.5	1,400/1,300 ¹²
12/21/01	31.90	3.04	28.86	210	<50	<0.50	<0.50	<0.50	<1.5	620/670 ¹²
03/15/02	31.90	4.18	27.72	<50	<50	<0.50	<0.50	<0.50	<1.5	320/350 ¹²
06/15/02	31.90	4.06	27.84	<50	<50	<0.50	<0.50	<0.50	<1.5	850/960 ¹²
09/06/02	31.90	3.93	27.97	<50	59	<0.50	<0.50	<0.50	<1.5	1,900
12/06/02	31.90	3.87	28.03	<50	68	<0.50	<0.50	<0.50	<1.5	2,200
03/03/03	31.90	4.21	27.69	<50	<50	<0.50	<0.50	<0.50	<1.5	1,300
06/17/03 ¹⁴	31.90	4.14	27.76	<50	79	<0.5	<0.5	<0.5	<0.5	2,500
09/16/03 ¹⁴	31.90	4.07	27.83	<50 ¹⁷	110	<5	<5	<5	<5	4,400
12/31/03 ¹⁴	31.90	4.04	27.86	<50	76	<2	<2	<2	<2	3,000
03/26/04 ¹⁴	31.90	4.25	27.65	<50	61	<1	<1	<1	<1	2,000
08/17/04 ¹⁴	31.90	4.02	27.88	2,200	130	<5	<5	<5	<5	8,000
11/16/04 ¹⁴	34.35	6.48	27.87	<50	200	<3	<3	<3	<3	7,300
02/18/05 ¹⁴	34.35	6.75	27.60	64	86	<10	<10	<10	<10	5,700
05/06/05 ¹⁴	34.35	6.92	27.43	60	160	<5	<5	<5	<5	8,400
08/05/05 ¹⁴	34.35	6.70	27.65	81 ¹⁸	500	<5	<5	<5	<5	20,000 ¹⁹
11/07/05 ¹⁴	34.35	6.56	27.79	68	300	<10	<10	<10	<10	24,000
02/06/06 ¹⁴	34.35	6.81	27.54	72 ²¹	300	<0.5	<0.5	<0.5	<0.5	14,000

GROUNDWATER MONITORING DATA AND ANALYTICAL RESULTS
CHEVRON SERVICE STATION 9-4800
1700 CASTRO STREET, OAKLAND, CALIFORNIA

WELL ID/ DATE	TOC* (ft.)	GWE (msl)	DTW (ft.)	TPH-DRO (µg/L)	TPH-GRO (µg/L)	B (µg/L)	T (µg/L)	E (µg/L)	X (µg/L)	MTBE (µg/L)
MW-7 (cont)										
05/08/06 ¹⁴	34.35	7.20	27.15	94	80	<2	<2	3	7	6,500
08/08/06 ¹⁴	34.35	6.82	27.53	150	520	<10	<10	<10	<10	17,000
11/08/06 ¹⁴	34.35	6.60	27.75	440	900	<5	<5	<5	<5	41,000
02/06/07 ¹⁴	34.35	6.59	27.76	200	590	<5	<5	<5	<5	31,000
05/01/07 ¹⁴	34.35	6.70	27.65	190	380	<3	<3	<3	<3	14,000
07/31/07 ¹⁴	34.35	6.60	27.75	270	570	<3	<3	<3	<3	15,000
11/08/07 ¹⁴	34.35	6.52	27.83	150	520	<5	<5	<5	<5	25,000
02/04/08 ¹⁴	34.35	6.66	27.69	87	540	<1	<1	<1	<1	17,000
05/01/08 ¹⁴	34.35	6.63	27.72	<50	230	<5	<5	<5	<5	10,000
08/01/08 ¹⁴	34.35	6.51	27.84	<50	330	<3	<3	<3	<3	12,000
11/13/08 ¹⁴	34.35	6.34	28.01	64	390	<10	<10	<10	<10	16,000
02/23/09 ¹⁴	34.35	6.70	27.65	100	270	<3	<3	<3	<3	11,000
05/20/09¹⁴	34.35	6.80	27.55	48 J	210	<1	<1	<1	<1	6,300
MW-5										
04/08/99	30.93	--	--	<50	<50	<0.5	<0.5	<0.5	<0.5	<2.5
06/17/99	30.93	4.93	26.00	53.8 ¹	<50	<0.5	<0.5	<0.5	<0.5	<2.5
09/29/99	30.93	4.73	26.20	<50	<50	<0.5	<0.5	<0.5	<0.5	<2.5
12/14/99	30.93	4.61	26.32	<50 ²	<50	<0.5	<0.5	<0.5	<0.5	0.598
03/09/00 ³	30.93	5.00	25.93	<50	<50	<0.5	<0.5	<0.5	<0.5	<2.5
06/10/00	30.93	5.21	25.72	--	<50.0	<0.500	<0.500	<0.500	<0.500	<2.50
09/30/00	30.93	4.79	26.14	130 ⁵	<50	<0.50	<0.50	<0.50	<0.50	<2.5
12/22/00	30.93	4.60	26.33	250 ⁵	<50	<0.50	<0.50	<0.50	<0.50	9.1
03/01/01	30.93	4.77	26.16	77.4 ¹	<50.0	<0.500	<0.500	<0.500	<0.500	<2.50
05/04/01	30.93	4.89	26.04	NOT SAMPLED DUE TO INSUFFICIENT WATER				--	--	--
09/05/01	30.93	4.72	26.21	SAMPLED SEMI-ANNUALLY				--	--	--
12/21/01	30.93	4.73	26.20	110	<50	<0.50	<0.50	<0.50	<1.5	<2.5
03/15/02	30.93	5.06	25.87	--	--	--	--	--	--	--
06/15/02	30.93	4.95	25.98	<50	<50	<0.50	<0.50	<0.50	<1.5	<2.5
09/06/02	30.93	4.75	26.18	SAMPLED SEMI-ANNUALLY				--	--	--
12/06/02	30.93	4.61	26.32	<50	<50	<0.50	<0.50	<0.50	<1.5	<2.5
03/03/03	30.93	4.94	25.99	SAMPLED SEMI-ANNUALLY				--	--	--
06/17/03 ¹⁴	30.93	5.06	25.87	<50	<50	<0.5	<0.5	<0.5	<0.5	<0.5
09/16/03	30.93	4.84	26.09	SAMPLED SEMI-ANNUALLY				--	--	--
12/31/03 ¹⁴	30.93	4.72	26.21	<50	<50	<0.5	<0.5	<0.5	<0.5	<0.5

GROUNDWATER MONITORING DATA AND ANALYTICAL RESULTS
CHEVRON SERVICE STATION 9-4800
1700 CASTRO STREET, OAKLAND, CALIFORNIA

WELL ID/ DATE	TOC* (ft.)	GWE (msl)	DTW (ft.)	TPH-DRO (µg/L)	TPH-GRO (µg/L)	B (µg/L)	T (µg/L)	E (µg/L)	X (µg/L)	MTBE (µg/L)
MW-5 (cont)										
03/26/04	30.93	5.19	25.74	SAMPLED SEMI-ANNUALLY		--	--	--	--	--
08/17/04	30.93	TO BE DESTROYED		--	--	--	--	--	--	--
DESTROYED - 2005										
MW-6										
04/08/99	30.58	--	--	--	<50	<0.5	<0.5	<0.5	<0.5	4.5
06/17/99	30.58	5.99	24.59	<50	<50	<0.5	<0.5	<0.5	<0.5	<2.5
09/29/99	30.58	5.81	24.77	<50	<50	<0.5	<0.5	<0.5	<0.5	4.46
12/14/99	30.58	5.74	24.84	<50 ²	<50	<0.5	<0.5	<0.5	<0.5	4.13
03/09/00 ³	30.58	6.49	24.09	<50	<50	<0.5	<0.5	<0.5	<0.5	2.82
06/10/00	30.58	6.58	24.00	--	<50.0	<0.500	<0.500	<0.500	<0.500	<2.50
09/30/00	30.58	6.00	24.58	110 ⁸	<50	<0.50	<0.50	<0.50	<0.50	7.3
12/22/00	30.58	5.75	24.83	100 ⁸	<50	<0.50	<0.50	<0.50	<0.50	4.5
03/01/01	30.58	6.07	24.51	141 ⁷	<50.0	<0.500	<0.500	<0.500	<0.500	7.52
05/04/01	30.58	6.26	24.32	<50	<50.0	<0.500	<5.00	<5.00	<5.00	2.74
09/05/01	30.58	5.99	24.59	SAMPLED SEMI-ANNUALLY		--	--	--	--	--
12/21/01	30.58	5.93	24.65	200	<50	<0.50	<0.50	<0.50	<1.5	8.5
03/15/02	30.58	6.44	24.14	--	--	--	--	--	--	--
06/15/02	30.58	6.25	24.33	<50	<50	<0.50	<0.50	<0.50	<1.5	4.3
09/06/02	30.58	5.98	24.60	SAMPLED SEMI-ANNUALLY		--	--	--	--	--
12/06/02	30.58	5.79	24.79	64	<50	<0.50	<0.50	<0.50	<1.5	5.0
03/03/03	30.58	6.14	24.44	SAMPLED SEMI-ANNUALLY		--	--	--	--	--
06/17/03 ¹⁴	30.58	6.47	24.11	<50	<50	<0.5	<0.5	<0.5	<0.5	13
09/16/03	30.58	6.06	24.52	SAMPLED SEMI-ANNUALLY		--	--	--	--	--
12/31/03 ¹⁴	30.58	6.00	24.58	<50	<50	<0.5	<0.5	<0.5	0.5	14
03/26/04	30.58	6.69	23.89	SAMPLED SEMI-ANNUALLY		--	--	--	--	--
08/17/04	30.58	TO BE DESTROYED		--	--	--	--	--	--	--
DESTROYED - 2005										
TRIP BLANK										
06/04/97	--	--	--	--	<50	<0.5	<0.5	<0.5	<0.5	<2.5
09/16/97	--	--	--	--	<50	<0.5	<0.5	<0.5	<0.5	<2.5
12/17/97	--	--	--	--	<50	<0.5	<0.5	<0.5	<0.5	<2.5
03/18/98	--	--	--	--	<50	<0.5	<0.5	<0.5	<0.5	<2.5
06/28/98	--	--	--	--	<50	<0.5	<0.5	<0.5	<0.5	<2.5

GROUNDWATER MONITORING DATA AND ANALYTICAL RESULTS
CHEVRON SERVICE STATION 9-4800
1700 CASTRO STREET, OAKLAND, CALIFORNIA

WELL ID/ DATE	TOC* (ft.)	GWE (msl)	DTW (ft.)	TPH-DRO (µg/L)	TPH-GRO (µg/L)	B (µg/L)	T (µg/L)	E (µg/L)	X (µg/L)	MTBE (µg/L)
TRIP BLANK (cont)										
09/07/98	--	--	--	--	<50	<0.5	<0.5	<0.5	<0.5	<2.5
12/09/98	--	--	--	--	<50	<0.5	<0.5	<0.5	<0.5	<2.5
03/11/99	--	--	--	--	<50	<0.5	<0.5	<0.5	<0.5	<5.0
06/17/99	--	--	--	--	<50	<0.5	<0.5	<0.5	<0.5	<2.5
12/14/99	--	--	--	--	<50	<0.5	<0.5	<0.5	<0.5	<2.5
03/09/00 ^s	--	--	--	--	<50	<0.5	<0.5	<0.5	<0.5	<2.5
06/10/00	--	--	--	--	<50.0	<0.500	<0.500	<0.500	<0.500	<2.50
09/30/00	--	--	--	--	<50	<0.50	<0.50	<0.50	<0.50	<2.5
12/22/00 ^{1U}	--	--	--	--	<50	<0.50	<0.50	<0.50	<0.50	<2.5
03/01/01	--	--	--	--	<50.0	<0.500	<0.500	<0.500	<0.500	<2.50
05/04/01	--	--	--	--	<50.0	<0.500	<5.00	<5.00	<5.00	<0.500
09/05/01	--	--	--	--	<50	<0.50	<0.50	<0.50	<1.5	<2.5
QA										
12/21/01	--	--	--	--	<50	<0.50	<0.50	<0.50	<1.5	<2.5
03/15/02	--	--	--	--	<50	<0.50	<0.50	<0.50	<1.5	<2.5
06/15/02	--	--	--	--	<50	<0.50	<0.50	<0.50	<1.5	<2.5
09/06/02	--	--	--	--	<50	<0.50	<0.50	<0.50	<1.5	<2.5
12/06/02	--	--	--	--	<50	<0.50	<0.50	<0.50	<1.5	<2.5
03/03/03 ^{1s}	--	--	--	--	--	--	--	--	--	--
06/17/03 ¹⁴	--	--	--	--	<50	<0.5	<0.5	<0.5	<0.5	<0.5
09/16/03 ¹⁴	--	--	--	--	<50	<0.5	<0.5	<0.5	<0.5	<0.5
12/31/03 ¹⁴	--	--	--	--	<50	<0.5	<0.5	<0.5	<0.5	<0.5
03/26/04 ¹⁴	--	--	--	--	<50	<0.5	<0.5	<0.5	<0.5	<0.5
08/17/04 ¹⁴	--	--	--	--	<50	<0.5	<0.5	<0.5	<0.5	<0.5
11/16/04 ¹⁴	--	--	--	--	<50	<0.5	<0.5	<0.5	<0.5	<0.5
02/18/05 ¹⁴	--	--	--	--	<50	<0.5	<0.5	<0.5	<0.5	<0.5
05/06/05 ¹⁴	--	--	--	--	<50	<0.5	<0.5	<0.5	<0.5	<0.5
08/05/05 ¹⁴	--	--	--	--	<50	<0.5	<0.5	<0.5	<0.5	<0.5
11/07/05 ¹⁴	--	--	--	--	<50	0.6 ^{1y}	<0.5	<0.5	<0.5	<0.5
02/06/06 ¹⁴	--	--	--	--	<50	<0.5	<0.5	<0.5	<0.5	<0.5
05/08/06 ¹⁴	--	--	--	--	<50	<0.5	<0.5	<0.5	<0.5	<0.5
08/08/06 ¹⁴	--	--	--	--	<50	<0.5	<0.5	<0.5	<0.5	<0.5
11/08/06 ¹⁴	--	--	--	--	<50	<0.5	<0.5	<0.5	<0.5	<0.5
02/06/07 ¹⁴	--	--	--	--	<50	<0.5	<0.5	<0.5	<0.5	<0.5
05/01/07 ¹⁴	--	--	--	--	<50	<0.5	<0.5	<0.5	<0.5	<0.5
07/31/07 ¹⁴	--	--	--	--	<50	<0.5	<0.5	<0.5	<0.5	<0.5

**GROUNDWATER MONITORING DATA AND ANALYTICAL RESULTS
CHEVRON SERVICE STATION 9-4800
1700 CASTRO STREET, OAKLAND, CALIFORNIA**

WELL ID/ DATE	TOC* (ft.)	GWE (msl)	DTW (ft.)	TPH-DRO (µg/L)	TPH-GRO (µg/L)	B (µg/L)	T (µg/L)	E (µg/L)	X (µg/L)	MTBE (µg/L)
QA (cont)										
11/08/07 ¹⁴	--	--	--	--	<50	<0.5	<0.5	<0.5	<0.5	<0.5
02/04/08 ¹⁴	--	--	--	--	<50	<0.5	<0.5	<0.5	<0.5	<0.5
05/01/08 ¹⁴	--	--	--	--	<50	<0.5	<0.5	<0.5	<0.5	<0.5
08/01/08 ¹⁴	--	--	--	--	<50	<0.5	<0.5	<0.5	<0.5	<0.5
11/13/08 ¹⁴	--	--	--	--	<50	<0.5	<0.5	<0.5	<0.5	<0.5
02/23/09 ¹⁴	--	--	--	--	<50	<0.5	<0.5	<0.5	<0.5	<0.5
05/20/09 ¹⁴	--	--	--	--	<50	<0.5	<0.5	<0.5	<0.5	<0.5

EXPLANATIONS:

Groundwater monitoring data and laboratory analytical results prior to June 10, 2000, were compiled from reports prepared by Blaine Tech Services, Inc.

TOC = Top of Casing

(ft.) = Feet

GWE = Groundwater Elevation

(msl) = Mean sea level

DTW = Depth to Water

TPH-D = Total Petroleum Hydrocarbons as Diesel

TPH-G = Total Petroleum Hydrocarbons as Gasoline

TPH = Total Petroleum Hydrocarbons

DRO = Diesel Range Organics

GRO = Gasoline Range Organics

B = Benzene

T = Toluene

E = Ethylbenzene

X = Xylenes

MTBE = Methyl Tertiary Butyl Ether

-- = Not Measured/Not Analyzed

(µg/L) = Micrograms per liter

QA = Quality Assurance/Trip Blank

* The following wells: MW-1, MW-2, MW-3, MW-4, and MW-7, were resurveyed by Morrow Surveying on September 13, 2004.

TOC elevation was surveyed on April 11, 2001, by Virgil Chavez Land Surveying. The benchmark for the survey was the top of curb at the south end of the return at the southeast corner of Castro Street and 18th Street. (Benchmark Elevation = 29.65 feet, msl).

1 Chromatogram pattern indicates an unidentified hydrocarbon.

2 Sample was extracted outside EPA recommended holding time.

3 TPH-G, BTEX and MTBE was analyzed outside EPA recommended holding time.

4 EPA Method 8240.

5 Confirmation run.

6 Laboratory report indicates gasoline C6-C12.

7 Laboratory report indicates unidentified hydrocarbons C9-C24.

8 Laboratory report indicates unidentified hydrocarbons >C16.

9 Laboratory report indicates unidentified hydrocarbons C9-C40.

10 Laboratory report indicates this sample was analyzed outside of the EPA recommended holding time.

11 Well development performed.

12 MTBE by EPA Method 8260.

13 Due to laboratory error the trip blank sample was not analyzed.

14 BTEX and MTBE by EPA Method 8260.

15 Laboratory report indicates the surrogate data for the method blank is outside QC limits. Results from the re-extraction are within the limits.

**GROUNDWATER MONITORING DATA AND ANALYTICAL RESULTS
CHEVRON SERVICE STATION 9-4800
1700 CASTRO STREET, OAKLAND, CALIFORNIA**

<i>WELL ID/ DATE</i>	<i>TOC* (ft.)</i>	<i>GWE (msl)</i>	<i>DTW (ft.)</i>	<i>TPH-DRO (µg/L)</i>	<i>TPH-GRO (µg/L)</i>	<i>B (µg/L)</i>	<i>T (µg/L)</i>	<i>E (µg/L)</i>	<i>X (µg/L)</i>	<i>MTBE (µg/L)</i>
--------------------------	-----------------------	----------------------	----------------------	---------------------------	---------------------------	---------------------	---------------------	---------------------	---------------------	------------------------

The hold time had expired prior to re-extraction so all results are reported from the original extract.
The TPH-D result from the re-extraction is 910 ppb.

16 Laboratory report indicates the surrogate data for the method blank is outside QC limits. Results from the re-extraction are within the limits.
The hold time had expired prior to re-extraction so all results are reported from the original extract.
The TPH-D result from the re-extraction is 1,700 ppb.

17 Laboratory report indicates the surrogate data for the method blank is outside QC limits. Results from the re-extraction are within the limits.
The hold time had expired prior to re-extraction so all results are reported from the original extract.
Similar results were obtained in both extracts.

18 Laboratory report indicates the observed sample pattern is not typical of #2 fuel/diesel. It elutes in the DRO range later than #2 fuel.

19 Analytical result confirmed.

20 Laboratory report indicates the observed sample pattern includes #2 fuel/diesel and an additional pattern which elutes later in the DRO range.

21 Laboratory report indicates the observed sample pattern is not typical of #2 fuel/diesel. The reported result is due to individual peak(s) eluting in the DRO range.

GROUNDWATER ANALYTICAL RESULTS - OXYGENATE COMPOUNDS
CHEVRON SERVICE STATION 9-4800
1700 CASTRO STREET, OAKLAND, CALIFORNIA

WELL ID/ DATE	ETHANOL (µg/L)	TBA (µg/L)	MTBE (µg/L)	DIPE (µg/L)	ETBE (µg/L)	TAME (µg/L)
MW-1						
06/17/03	--	--	92	--	--	--
09/16/03	SAMPLED SEMI-ANNUALLY		--	--	--	--
12/31/03	<50	--	86	--	--	--
08/17/04	<50	--	76	--	--	--
11/16/04	<50	--	48	--	--	--
05/06/05	<50	--	220	--	--	--
11/07/05	<50	--	260	--	--	--
05/08/06	<50	--	590	--	--	--
11/08/06	<50	--	140	--	--	--
05/01/07	<50	--	280	--	--	--
11/08/07	<50	--	270	--	--	--
05/01/08	<50	--	470	--	--	--
11/13/08	<50	--	190	--	--	--
05/20/09	<50	--	190	--	--	--
MW-2						
06/17/03	--	--	2,700	--	--	--
09/16/03	<130	--	1,300	--	--	--
12/31/03	<50	--	440	--	--	--
03/26/04	SAMPLED SEMI-ANNUALLY		--	--	--	--
08/17/04	<50	--	340	--	--	--
11/16/04	<100	--	1,100	--	--	--
05/06/05	<50	--	400	--	--	--
11/07/05	<50	--	66	--	--	--
05/08/06	<50	--	360	--	--	--
11/08/06	<50	--	840	--	--	--
05/01/07	<50	--	100	--	--	--
11/08/07	<50	--	37	--	--	--
05/01/08	<50	--	120	--	--	--
11/13/08	<50	--	240	--	--	--
05/20/09	<50	--	160	--	--	--

GROUNDWATER ANALYTICAL RESULTS - OXYGENATE COMPOUNDS
CHEVRON SERVICE STATION 9-4800
1700 CASTRO STREET, OAKLAND, CALIFORNIA

WELL ID/ DATE	ETHANOL (µg/L)	TBA (µg/L)	MTBE (µg/L)	DIPE (µg/L)	ETBE (µg/L)	TAME (µg/L)
MW-3						
06/17/03	--	--	590	--	--	--
09/16/03	SAMPLED SEMI-ANNUALLY					
12/31/03	66	--	670	--	--	--
08/17/04	<50	--	410	--	--	--
11/16/04	<50	--	460	--	--	--
05/06/05	<100	--	740	--	--	--
11/07/05	<50	--	440	--	--	--
05/08/06	<100	--	3,300	--	--	--
11/08/06	<50	--	73	--	--	--
05/01/07	<50	--	1,200	--	--	--
11/08/07	<50	--	440	--	--	--
05/01/08	<50	--	690	--	--	--
11/13/08	<50	--	790	--	--	--
05/20/09	<50	--	450	--	--	--
MW-4						
04/08/99	<25,000	<5000	5400	<100	<100	<100
06/15/02	--	840	2,400	<2	<2	110
06/17/03	--	520	1,100	<0.5	<0.5	110
09/16/03	<100	--	710	--	--	--
12/31/03	<50	--	390	--	--	--
03/26/04	SAMPLED SEMI-ANNUALLY					
08/17/04	<50	66	370	<0.5	<0.5	50
11/16/04	<50	--	270	--	--	--
05/06/05	<50	21	110	<0.5	<0.5	8
11/07/05	<50	--	59	--	--	--
05/08/06	<50	--	92	--	--	--
11/08/06	<50	--	40	--	--	--
05/01/07	<50	10	76	<0.5	<0.5	6
11/08/07	<50	--	44	--	--	--
05/01/08	<50	12	67	<0.5	<0.5	4
11/13/08	<50	--	220	--	--	--
05/20/09	<50	58	190	<0.5	<0.5	6

**GROUNDWATER ANALYTICAL RESULTS - OXYGENATE COMPOUNDS
CHEVRON SERVICE STATION 9-4800
1700 CASTRO STREET, OAKLAND, CALIFORNIA**

WELL ID/ DATE	ETHANOL (µg/L)	TBA (µg/L)	MTBE (µg/L)	DIPE (µg/L)	ETBE (µg/L)	TAME (µg/L)
MW-7						
05/04/01	<500	57	470	<2.0	<2.0	11
09/05/01	<500	<100	1,300	<2	<2	32
12/21/01	<500	<100	670	<2	<2	15
03/15/02	<500	<100	350	<2	<2	8
06/15/02	--	<100	960	<2	<2	18
06/17/03	--	37	2,500	<0.5	<0.5	53
09/16/03	<500	--	4,400	--	--	--
12/31/03	<200	--	3,000	--	--	--
08/17/04	<500	<50	8,000	<5	<5	140
11/16/04	<250	--	7,300	--	--	--
02/18/05	<1,000	--	5,700	--	--	--
05/06/05	<500	<50	8,400	<5	<5	140
08/05/05	<500	--	20,000 ¹	--	--	--
11/07/05	<1,000	--	24,000	--	--	--
02/06/06	<50	--	14,000	--	--	--
05/08/06	<200	--	6,500	--	--	--
08/08/06	<1,000	--	17,000	--	--	--
11/08/06	<500	--	41,000	--	--	--
02/06/07	<500	--	31,000	--	--	--
05/01/07	<250	<10	14,000	<3	<3	260
07/31/07	<250	--	15,000	--	--	--
11/08/07	<500	--	25,000	--	--	--
02/04/08	<100	--	17,000	--	--	--
05/01/08	<500	<20	10,000	<5	<5	170
08/01/08	<250	--	12,000	--	--	--
11/13/08	<1,000	--	16,000	--	--	--
02/23/09	<250	--	11,000	--	--	--
05/20/09	<100	31	6,300	<1	<1	120
MW-5						
04/08/99	<500	<100	<2.0	<2.0	<2.0	<2.0
06/17/03	--	--	<0.5	--	--	--
09/16/03	SAMPLED SEMI-ANNUALLY		--	--	--	--
12/31/03	<50	--	<0.5	--	--	--
08/17/04	TO BE DESTROYED		--	--	--	--
DESTROYED - 2005						

GROUNDWATER ANALYTICAL RESULTS - OXYGENATE COMPOUNDS
CHEVRON SERVICE STATION 9-4800
1700 CASTRO STREET, OAKLAND, CALIFORNIA

<i>WELL ID/ DATE</i>	<i>ETHANOL (µg/L)</i>	<i>TBA (µg/L)</i>	<i>MTBE (µg/L)</i>	<i>DIPE (µg/L)</i>	<i>ETBE (µg/L)</i>	<i>TAME (µg/L)</i>
--------------------------	---------------------------	-----------------------	------------------------	------------------------	------------------------	------------------------

**GROUNDWATER ANALYTICAL RESULTS - OXYGENATE COMPOUNDS
CHEVRON SERVICE STATION 9-4800
1700 CASTRO STREET, OAKLAND, CALIFORNIA**

<i>WELL ID/ DATE</i>	<i>ETHANOL (µg/L)</i>	<i>TBA (µg/L)</i>	<i>MTBE (µg/L)</i>	<i>DIPE (µg/L)</i>	<i>ETBE (µg/L)</i>	<i>TAME (µg/L)</i>
MW-6						
04/08/99	<500	<100	5.6	<2.0	<2.0	<2.0
06/17/03	--	--	13	--	--	--
09/16/03	SAMPLED SEMI-ANNUALLY					
12/31/03	<50	--	14	--	--	--
08/17/04	TO BE DESTROYED	--	--	--	--	--
DESTROYED - 2005						

EXPLANATIONS:

Groundwater laboratory analytical results prior to May 4, 2001, were compiled from reports prepared by Blaine Tech Services, Inc.

TBA = t-Butyl alcohol

MTBE = Methyl Tertiary Butyl Ether

DIPE = di-Isopropyl ether

ETBE = Ethyl t-butyl ether

TAME = t-Amyl methyl ether

(µg/L) = Micrograms per liter

-- = Not Analyzed

¹ Laboratory report confirmed analytical result.

ATTACHMENT A

BLAINE TECH'S MAY 21, 2009 *SECOND QUARTER MONITORING*



May 21, 2009

Chevron Environmental Management Company
Aaron Costa
6111 Bollinger Canyon Rd.
San Ramon, CA 94583

Second Quarter 2009 Monitoring at
Chevron Service Station 94800
1700 Casrto St.
Oakland, CA

Monitoring performed on May 20, 2009

Blaine Tech Services, Inc. Groundwater Monitoring Event 090520-DR2

This submission covers the routine monitoring of groundwater wells conducted on May 20, 2009 at this location. 5 monitoring wells were measured for depth to groundwater (DTW). 5 monitoring wells were sampled. All sampling activities were performed in accordance with local, state and federal guidelines.

Water levels measurements were collected using an electronic slope indicator. All sampled wells were purged of three case volumes or until water temperature, pH and conductivity stabilized. Purging was accomplished using electric submersible pumps, positive air-displacement pumps or stainless steel, Teflon or disposable bailers. Subsequent sample collection and sample handling was performed in accordance with EPA protocols using disposable bailers. Alternately, where applicable, wells were sampled utilizing no-purge methodology. All reused equipment was decontaminated in an integrated stainless steel sink with de-ionized water supplied Hotsy pressure washer and Liquinox or equivalent.

Samples were delivered under chain-of-custody to Lancaster Laboratories of Lancaster, Pennsylvania, for analysis. Monitoring well purgewater and equipment rinsate water was collected and transported under bill-of-lading to IWM facilities of San Jose, California.

Second Quarter Groundwater Monitoring at Chevron 94800, 1700 Casrto St., Oakland, CA

SAN JOSE

SACRAMENTO

LOS ANGELES

SAN DIEGO

1680 ROGERS AVENUE

SAN JOSE, CA 95112-1105

(408) 573-0555

FAX (408) 573-7771

LIC. 746684

www.blainetech.com

Enclosed documentation from this event includes copies of the Well Gauging Sheet, Well Monitoring Data Sheets, and Chain-of-Custody.

Blaine Tech Services, Inc.'s activities at this site consisted of objective data and sample collection only. No interpretation of analytical results, defining of hydrogeologic conditions or formulation of recommendations was performed.

Please call if you have any questions.

Sincerely,



Pete Cornish
Blaine Tech Services, Inc.
Project Manager

attachments: SOP
Well Gauging Sheet
Individual Well Monitoring Data Sheets
Chain of Custody
Wellhead Inspection Form
Bill of Lading
Calibration Log

cc: CRA
Attn: Charlotte Evans
5900 Hollis St. Suite A
Emeryville, CA 94608

Second Quarter Groundwater Monitoring at Chevron 94800, 1700 Casrto St., Oakland, CA

SAN JOSE

SACRAMENTO

LOS ANGELES

SAN DIEGO

1680 ROGERS AVENUE

SAN JOSE, CA 95112-1105

(408) 573-0555

FAX (408) 573-7771

LIC. 746684

www.blainetech.com

BLAINE TECH SERVICES, INC. METHODS AND PROCEDURES FOR THE ROUTINE MONITORING OF GROUNDWATER WELLS AT CHEVRON SITES

Blaine Tech Services, Inc. performs environmental sampling and documentation as an independent third party. We specialize in groundwater monitoring assignments and intentionally limit the scope of our services to those centered on the generation of objective information.

To avoid conflicts of interest, Blaine Tech Services, Inc. personnel do not evaluate or interpret the information we collect. As a state licensed contractor (C-57 well drilling –water – 746684) performing strictly technical services, we do not make any professional recommendations and perform no consulting of any kind.

SAMPLING PROCEDURES OVERVIEW

SAFETY

All groundwater monitoring assignments performed for Chevron comply with Chevron's safety guidelines, 29 CFR 1910.120 and SB-198 Injury and Illness Prevention Program (IIPP). All Field Technicians receive the full 40-hour 29CFR 1910.120 OSHA SARA HAZWOPER course, medical clearance and on-the-job training prior to commencing any work on any Chevron site.

INSPECTION AND GAUGING

Wells are inspected prior to evacuation and sampling. The condition of the wellhead is checked and noted according to a wellhead inspection checklist.

Standard measurements include the depth to water (DTW) and the total well depth (TD) obtained with industry standard electronic water level indicators that are graduated in increments of hundredths of a foot.

The water in each well is inspected for the presence of immiscibles. When free product is suspected, its presence is confirmed using an electronic interface probe (e.g. GeoTech). No samples are collected from a well containing over two-hundredths of a foot (0.02') of product.

EVACUATION

Depth to water measurements are collected by our personnel prior to purging and minimum purge volumes are calculated anew for each well based on the height of the water column and the diameter of the well. Expected purge volumes are never less than three case volumes and are set at no less than four case volumes in some jurisdictions.

Well purging devices are selected on the basis of the well diameter and the total volume to be

evacuated. In most cases the well will be purged using an electric submersible pump (i.e. Grundfos) suspended near (but not touching) the bottom of the well.

PARAMETER STABILIZATION

Well purging completion standards include minimum purge volumes, but additionally require stabilization of specific groundwater parameters prior to sample collection. Typical groundwater parameters used to measure stability are electrical conductivity, pH, and temperature. Instrument readings are obtained at regular intervals during the evacuation process (no less than once per case volume).

Stabilization standards for routine quarterly monitoring of fuel sites include the following: Temperature is considered to have stabilized when successive readings do not fluctuate more than +/- 1 degree Celsius. Electrical conductivity is considered stable when successive readings are within 10%. pH is considered to be stable when successive readings remain constant or vary no more than 0.2 of a pH unit.

DEWATERED WELLS

Normal evacuation removes no less than three case volumes of water from the well. However, less water may be removed in cases where the well dewateres and does not immediately recharge.

MEASURING RECHARGE

Upon completion of well purging, a depth to water measurement is collected and notated to ensure that the well has recharged to within 80% of its static, pre-purge level prior to sampling.

Wells that do not immediately show 80% recharge or dewatered wells will be allowed approximately 2 hours to recharge prior to sampling or will be sampled at site departure. All wells requiring off-site traffic control in the public right-of-way, the 80% recharge rule may be disregarded in the interests of Health and Safety. The sample may be collected as soon as there is sufficient water. The water level at time of sampling will be noted.

PURGEWATER CONTAINMENT

All non-hazardous purgewater evacuated from each groundwater monitoring well is captured and contained in on-board storage tanks on the Sampling Vehicle and/or special water hauling trailers. Effluent from the decontamination of reusable apparatus (sounders, electric pumps and hoses etc.), consisting of groundwater combined with deionized water and non-phosphate soap, is also captured and pumped into effluent tanks.

Non-hazardous purgewater is transported under standard Bill of Lading documentation to a Blaine Tech Services, Inc. facility before being transported to a Chevron approved disposal facility.

SAMPLE COLLECTION DEVICES

All samples are collected using disposable bailers.

SAMPLE CONTAINERS

Sample material is decanted directly from the sampling bailer into sample containers provided by the laboratory that will analyze the samples. The transfer of sample material from the bailer to the sample container conforms to specifications contained in the USEPA T.E.G.D. The type of sample container, material of construction, method of closure and filling requirements are specific to the intended analysis. Chemicals needed to preserve the sample material are commonly placed inside the sample containers by the laboratory or glassware vendor prior to delivery of the bottle to our personnel. The laboratory sets the number of replicate containers.

TRIP BLANKS

Trip Blanks, if requested, are taken to the site and kept inside the sample cooler for the duration of the event. They are turned over to the laboratory for analysis with the samples from that site.

DUPLICATES

Duplicates, if requested, may be collected at a site. The Duplicate sample is collected, typically from the well containing the most measurable contaminants. The Duplicate sample is labeled the same as the original.

SAMPLE STORAGE

All sample containers are promptly placed in food grade ice chests for storage in the field and transport (direct or via our facility) to the designated analytical laboratory. These ice chests contain quantities of restaurant grade ice as a refrigerant material. The samples are maintained in either an ice chest or a refrigerator until relinquished into the custody of the laboratory or laboratory courier.

DOCUMENTATION CONVENTIONS

A label must be affixed to all sample containers. In most cases these labels are generated by our office personnel and are partially preprinted. Labels can also be hand written by our field personnel. The site is identified with the store number and site address, as is the particular groundwater well from which the sample is drawn (e.g. MW-1, MW-2, S-1 etc.). The time and date of sample collection along with the initials of the person who collects the sample are handwritten onto the label.

Chain of Custody records are created using client specific preprinted forms following USEPA specifications.

Bill of Lading records are contemporaneous records created in the field at the site where the non-hazardous purgewater is generated. Field Technicians use preprinted Bill of Lading forms.

DECONTAMINATION

All equipment is brought to the site in clean and serviceable condition and is cleaned after use in each well and before subsequent use in any other well. Equipment is decontaminated before leaving the site.

The primary decontamination device is a commercial steam cleaner. The steam cleaner is de-tuned to function as a hot pressure washer that is then operated with high quality deionized water that is produced at our facility and stored onboard our sampling vehicle. Cleaning is facilitated by the use of proprietary fixtures and devices included in the patented workstation (U.S. Patent 5,535,775) that is incorporated in each sampling vehicle. The steam cleaner is used to decon reels, pumps and bailers.

Any sensitive equipment or parts (i.e. Dissolved Oxygen sensor membrane, water level indicator, etc.) that cannot be washed using the high pressure water, will be sprayed with a non-phosphate soap and deionized water solution and rinsed with deionized water.

DISSOLVED OXYGEN READINGS

Dissolved Oxygen readings are taken pre- and/or post-purge using YSI meters (e.g. YSI Model 550) or HACH field test kits.

The YSI meters are able to collect accurate in-situ readings. The probe allows downhole measurements to be taken from wells with diameters as small as two inches. The probe and reel is decontaminated between wells as described above. The meter is calibrated between wells as per the instructions in the operating manual. The probe is lowered into the water column and the reading is allowed to stabilize prior to collection.

OXYIDATON REDUCTION POTENTIAL READINGS

All readings are obtained with either Corning or Myron-L meters (e.g. Corning ORP-65 or a Myron-L Ultrameter GP). The meter is cleaned between wells as described above. The meter is calibrated at the start of each day according to the instruction manual.

FERROUS IRON MEASUREMENTS

All field measurements are collected at time of sampling with a HACH test kit.

WELL GAUGING DATA

Project # 090520 - DRZ Date 5/20/09 Client Chewon

Site 1700 Castro St. Oakland CA.

Well ID	Time	Well Size (in.)	Sheen / Odor	Depth to Immiscible Liquid (ft.)	Thickness of Immiscible Liquid (ft.)	Volume of Immiscibles Removed (ml)	Depth to water (ft.)	Depth to well bottom (ft.)	Survey Point: TOB or TOC	Notes
MW-1	1330	2					25.63	30.69	↓	
MW-2	1338	2				23.65	30.28			
MW-3	1334	2				25.30	30.24			
MW-4	1332	2				24.73	28.89			
MW-7	1341	2				27.55	30.13			

CHEVRON WELL MONITORING DATA SHEET

Project #: 090520 - DR2	Station #: 9-4800
Sampler: DR150	Date: 5/20/09
Weather: Clear	Ambient Air Temperature: 75°F
Well I.D.: MW-1	Well Diameter: 2 3 4 6 8 _____
Total Well Depth: 30.69	Depth to Water: 25.63
Depth to Free Product:	Thickness of Free Product (feet):
Referenced to: PVC Grade	D.O. Meter (if req'd): YSI HACH
DTW with 80% Recharge [(Height of Water Column x 0.20) + DTW]: 26.64	

Purge Method: Bailer Waterra Disposable Bailer Extraction Port Dedicated Tubing
 Disposable Bailer Peristaltic Extraction Pump Other: _____
 Positive Air Displacement Extraction Pump Dedicated Tubing
 Electric Submersible Other: _____

0.8 (Gals.) X	3 Specified Volumes	= 2.4 Gals. Calculated Volume
----------------------	----------------------------	--------------------------------------

Well Diameter	Multiplier	Well Diameter	Multiplier
1"	0.04	4"	0.65
2"	0.16	6"	1.47
3"	0.37	Other	radius ² * 0.163

Time	Temp (°F)	pH	Cond. (mS or μ S)	Turbidity (NTUs)	Gals. Removed	Observations
1359	67.7	6.9	1209	>1000	0.8	cloudy
1401	67.8	6.6	1215	>1000	1.6	"
1403	67.9	6.6	1218	>1000	2.4	"

Did well dewater? Yes No Gallons actually evacuated: **2.4**

Sampling Date: **5/20/09** Sampling Time: **1410** Depth to Water: **26.64**

Sample I.D.: **MW-1** Laboratory: **Lancaster** Other: _____

Analyzed for: TPH-G BTEX MTBE OXYS Other: **see Coc**

Duplicate I.D.: _____ Analyzed for: TPH-G BTEX MTBE OXYS Other: _____

D.O. (if req'd): Pre-purge: _____ mg/L Post-purge: _____ mg/L

O.R.P. (if req'd): Pre-purge: _____ mV Post-purge: _____ mV

CHEVRON WELL MONITORING DATA SHEET

Project #: 090520 - DR2	Station #: 9-4800
Sampler: DR/50	Date: 5/20/09
Weather: Sunny	Ambient Air Temperature: 70°
Well I.D.: MW-2	Well Diameter: (2) 3 4 6 8 _____
Total Well Depth: 30.28	Depth to Water: 23.65
Depth to Free Product:	Thickness of Free Product (feet):
Referenced to: (PVC) Grade	D.O. Meter (if req'd): YSI HACH
DTW with 80% Recharge [(Height of Water Column x 0.20) + DTW]: 24.98	

Purge Method: Bailer **Disposable Bailer** Waterra Peristaltic Extraction Pump Electric Submersible Other _____

Sampling Method: Bailer **Disposable Bailer** Extraction Port Dedicated Tubing Other: _____

1.0 (Gals.) X **3** = **3** Gals.
 1 Case Volume Specified Volumes Calculated Volume

Well Diameter	Multiplier	Well Diameter	Multiplier
1"	0.04	4"	0.65
2"	0.16	6"	1.47
3"	0.37	Other	radius ² * 0.163

Time	Temp (°F)	pH	Cond. (mS or (µS))	Turbidity (NTUs)	Gals. Removed	Observations
1406	68.3	7.01	1004	315	1.0	suspended particles
1407	67.8	6.91	1007	310	2.0	
1408	86.2	6.88	999	305	3.0	↓

Did well dewater? Yes **(No)** Gallons actually evacuated: **3.0**

Sampling Date: **5/20/09** Sampling Time: **1415** Depth to Water: **24.72**

Sample I.D.: **MW-2** Laboratory: **(Lancaster)** Other _____

Analyzed for: TPH-G BTEX MTBE OXYS Other: **See Coc**

Duplicate I.D.: _____ Analyzed for: TPH-G BTEX MTBE OXYS Other: _____

D.O. (if req'd):	Pre-purge:	mg/L	Post-purge:	mg/L
O.R.P. (if req'd):	Pre-purge:	mV	Post-purge:	mV

CHEVRON WELL MONITORING DATA SHEET

Project #: 090520 - DR2	Station #: 9-4800
Sampler: DR/JO	Date: 5/20/09
Weather: Clear	Ambient Air Temperature: 75°F
Well I.D.: MW-3	Well Diameter: 2 3 4 6 8 _____
Total Well Depth: 30.24	Depth to Water: 25.30
Depth to Free Product:	Thickness of Free Product (feet):
Referenced to: PVC Grade	D.O. Meter (if req'd): YSI HACH
DTW with 80% Recharge [(Height of Water Column x 0.20) + DTW]: 26.29	

Purge Method: Bailer Disposable Bailer Positive Air Displacement Electric Submersible

Sampling Method: Waterra Disposable Bailer Extraction Port Dedicated Tubing

Peristaltic Extraction Pump Other: _____

0.8 (Gals.) X **3** = **2.4** Gals.

I Case Volume Specified Volumes Calculated Volume

Well Diameter	Multiplier	Well Diameter	Multiplier
1"	0.04	4"	0.65
2"	0.16	6"	1.47
3"	0.37	Other	radius ² * 0.163

Time	Temp (°F)	pH	Cond. (mS or μ S)	Turbidity (NTUs)	Gals. Removed	Observations
1420	66.9	6.9	1339	209	0.8	color
1422	67.2	6.7	1328	491	1.6	" / cloudy
1424	67.1	6.6	1323	604	2.4	" "

Did well dewater? Yes **No** Gallons actually evacuated: **2.4**

Sampling Date: **5/20/09** Sampling Time: **1435** Depth to Water: **26.20**

Sample I.D.: **MW-3** Laboratory: **Lancaster** Other: _____

Analyzed for: TPH-G BTEX MTBE OXYS Other: **See Coc**

Duplicate I.D.: Analyzed for: TPH-G BTEX MTBE OXYS Other: _____

D.O. (if req'd):	Pre-purge:	mg/L	Post-purge:	mg/L
O.R.P. (if req'd):	Pre-purge:	mV	Post-purge:	mV

CHEVRON WELL MONITORING DATA SHEET

Project #: 090520-DR2	Station #: 9-4800
Sampler: DR/JO	Date: 5/20/09
Weather: Sunny	Ambient Air Temperature: 70°
Well I.D.: MW-4	Well Diameter: (2) 3 4 6 8
Total Well Depth: 28.84	Depth to Water: 24.73
Depth to Free Product:	Thickness of Free Product (feet):
Referenced to: (PVC) Grade	D.O. Meter (if req'd): YSI HACH
DTW with 80% Recharge [(Height of Water Column x 0.20) + DTW]: 25.55	

Purge Method:

- Bailer
- Disposable Bailer
- Positive Air Displacement
- Electric Submersible
- Waterra
- Peristaltic
- Extraction Pump
- Other _____

Sampling Method:

- Bailer
- Disposable Bailer
- Extraction Port
- Dedicated Tubing
- Other: _____

0.6 (Gals.) X	3 Specified Volumes	=	1.8 Gals.	
I Case Volume	Specified Volumes		Calculated Volume	

Well Diameter	Multiplier	Well Diameter	Multiplier
1"	0.04	4"	0.65
2"	0.16	6"	1.47
3"	0.37	Other	radius ² * 0.163

Time	Temp (°F)	pH	Cond. (mS or μ S)	Turbidity (NTUs)	Gals. Removed	Observations
1336	69.7	6.81	928	627	0.6	clear
1337	70.1	6.77	918	648	1.2	↓
1338	70.2	6.73	910	663	1.8	
		well draw down		DTW	27.16	(Fast recharge)

Did well dewater? Yes No Gallons actually evacuated: **1.8**

Sampling Date: **5/20/09** Sampling Time: **1345** Depth to Water: **24.91**

Sample I.D.: **MW-4** Laboratory: **(Lancaster)** Other _____

Analyzed for: TPH-G BTEX MTBE OXYS Other: **See Coc**

Duplicate I.D.: Analyzed for: TPH-G BTEX MTBE OXYS Other:

D.O. (if req'd):	Pre-purge:	mg/L	Post-purge:	mg/L
	O.R.P. (if req'd):	mV	Post-purge:	mV

CHEVRON WELL MONITORING DATA SHEET

Project #: <u>090520-DR2</u>	Station #: <u>09-4800</u>
Sampler: <u>DR/TO</u>	Date: <u>5/20/09</u>
Weather: <u>Clear</u>	Ambient Air Temperature: <u>75°F</u>
Well I.D.: <u>MW-7</u>	Well Diameter: <u>2</u> 3 4 6 8 _____
Total Well Depth: <u>30.13</u>	Depth to Water: <u>27.55</u>
Depth to Free Product:	Thickness of Free Product (feet):
Referenced to: <u>PVC</u> Grade	D.O. Meter (if req'd): YSI HACH
DTW with 80% Recharge [(Height of Water Column x 0.20) + DTW]: <u>28.07</u>	

Purge Method: Bailer Waterra Disposable Bailer Extraction Port Dedicated Tubing
 Disposable Bailer Peristaltic Other: _____
 Positive Air Displacement Extraction Pump
 Electric Submersible Other: _____

0.4 (Gals.) X 3 = 1.2 Gals.
 1 Case Volume Specified Volumes Calculated Volume

Well Diameter	Multiplier	Well Diameter	Multiplier
1"	0.04	4"	0.65
2"	0.16	6"	1.47
3"	0.37	Other	radius ² * 0.163

Time	Temp (°F)	pH	Cond. (mS or μ S)	Turbidity (NTUs)	Gals. Removed	Observations
1442	<u>68.6</u>	<u>7.3</u>	<u>1139</u>	<u>70</u>	<u>0.4</u>	
1443	<u>68.7</u>	<u>7.2</u>	<u>1141</u>	<u>143</u>	<u>0.8</u>	
1445	<u>68.5</u>	<u>7.1</u>	<u>1147</u>	<u>221</u>	<u>1.2</u>	

Did well dewater? Yes No Gallons actually evacuated: 1.2

Sampling Date: 5/20/09 Sampling Time: 1453 Depth to Water: 27.91

Sample I.D.: MW-7 Laboratory: Lancaster Other: _____

Analyzed for: TPH-G BTEX MTBE OXYS Other: See CoC

Duplicate I.D.: Analyzed for: TPH-G BTEX MTBE OXYS Other: _____

D.O. (if req'd):	Pre-purge:	mg/L	Post-purge:	mg/L
O.R.P. (if req'd):	Pre-purge:	mV	Post-purge:	mV

CHEVRON-NORTHERN CALIFORNIA TYPE **A** BILL OF LADING

SOURCE RECORD **BILL OF LADING**
 FOR NON-HAZARDOUS PURGEWATER RECOVERED FROM GROUNDWATER WELLS AT CHEVRON FACILITIES IN THE STATE OF CALIFORNIA. THE NON-HAZARDOUS PURGE- WATER WHICH HAS BEEN RECOVERED FROM GROUND- WATER WELLS IS COLLECTED BY THE CONTRACTOR, MADE UP INTO LOADS OF APPROPRIATE SIZE AND HAULED BY IWM TO THEIR FACILITY IN SAN JOSE, CALIFORNIA.

The contractor performing this work is BLAINE TECH SERVICES, INC. (BTS), 1680 Rogers Ave. San Jose CA (408)573-0555). Blaine Tech Services, Inc. is authorized by CHEVRON PRODUCTS COMPANY (CHEVRON) to recover, collect, apportion into loads, and haul the Non-Hazardous Well Purgewater that is drawn from wells at the CHEVRON facility indicated below and to deliver that purgewater to BTS. Transport routing of the Non-Hazardous Well Purgewater may be direct from one Chevron facility to BTS; from one Chevron facility to BTS via another Chevron facility; or any combination thereof. The Non-Hazardous Well Purgewater is and remains the property of CHEVRON.

This **Source Record BILL OF LADING** was initiated to cover the recovery of Non-Hazardous Well Purgewater from wells at the Chevron facility described below:

9-4800
 CHEVRON # _____ Chevron Engineer _____
 1700 Castro St. Oakland CA
 street number street name city state

WELL I.D.	GALS.	WELL I.D.	GALS.
mw-1	2.4	/	
mw-2	3.0	/	
mw-3	2.4	/	
mw-4	1.8	/	
mw-7	1.2	/	
/	/	/	
/	/	/	
/	/	/	
added equip.		any other	
rinse water	3.0	adjustments	/
TOTAL GALS.		loaded onto	
RECOVERED	13.8	BTS vehicle #	73
BTS event #	C90520-DBZ	time	date
signature			5/20/09

REC'D AT	BTS	time	date
unloaded by			5/20/09
signature			

ATTACHMENT B

LANCASTER LABORATORIES JUNE 3, 2009 ANALYTICAL REPORT

ANALYTICAL RESULTS

Prepared for:

Chevron
6001 Bollinger Canyon Rd L4310
San Ramon CA 94583

925-842-8582

Prepared by:

Lancaster Laboratories
2425 New Holland Pike
Lancaster, PA 17605-2425

June 03, 2009

SAMPLE GROUP

The sample group for this submittal is 1146163. Samples arrived at the laboratory on Saturday, May 23, 2009. The PO# for this group is 0015040460 and the release number is COSTA.

<u>Client Description</u>	<u>Lancaster Labs Number</u>
MW-1-W-090520 NA Water	5681577
MW-2-W-090520 NA Water	5681578
MW-3-W-090520 NA Water	5681579
MW-4-W-090520 NA Water	5681580
MW-7-W-090520 NA Water	5681581
QA-T-090520 NA Water	5681582

METHODOLOGY

The specific methodologies used in obtaining the enclosed analytical results are indicated on the Laboratory Chronicle.

ELECTRONIC CRA
COPY TO

Attn: Charlotte Evans

Questions? Contact your Client Services Representative
Jill M Parker at (717) 656-2300

Respectfully Submitted,



Robin C. Runkle
Senior Specialist



Analysis Report

2425 New Holland Pike, PO Box 12425, Lancaster, PA 17605-2425 • 717-656-2300 Fax: 717-656-2681 • www.lancasterlabs.com

Lancaster Laboratories Sample No. WW 5681577

Group No. 1146163
CA

MW-1-W-090520 NA Water
Facility #94800 BTST
1700 Castro St-Oakland T0600102076 MW-1

Collected: 05/20/2009 14:10 by DR

Account Number: 10991

Submitted: 05/23/2009 10:30
Reported: 06/03/2009 at 16:02
Discard: 07/04/2009

Chevron
6001 Bollinger Canyon Rd L4310
San Ramon CA 94583

OAK-1

CAT No.	Analysis Name	CAS Number	As Received Result	As Received Method Detection Limit*	As Received Limit of Quantitation	Dilution Factor
SW-846 8260B	GC/MS Volatiles		ug/l	ug/l	ug/l	
06067	Benzene	71-43-2	0.6 J	0.5	1	1
06067	Ethanol	64-17-5	N.D.	50	250	1
06067	Ethylbenzene	100-41-4	N.D.	0.5	1	1
06067	Methyl Tertiary Butyl Ether	1634-04-4	190	0.5	1	1
06067	Toluene	108-88-3	N.D.	0.5	1	1
06067	Xylene (Total)	1330-20-7	2	0.5	1	1
SW-846 8015B	GC Volatiles		ug/l	ug/l	ug/l	
01728	TPH-GRO N. CA water C6-C12	n.a.	N.D.	50	100	1
SW-846 8015B	GC Extractable TPH		ug/l	ug/l	ug/l	
06609	TPH-DRO CA C10-C28	n.a.	88 J	33	100	1

General Sample Comments

State of California Lab Certification No. 2116

All QC is compliant unless otherwise noted. Please refer to the Quality Control Summary for overall QC performance data and associated samples.

Laboratory Chronicle

CAT No.	Analysis Name	Method	Trial#	Batch#	Analysis Date and Time	Analyst	Dilution Factor
06067	BTEX, MTBE, ETOH	SW-846 8260B	1	Z091531AA	06/02/2009 11:54	Ginelle L Feister	1
01163	GC/MS VOA Water Prep	SW-846 5030B	1	Z091531AA	06/02/2009 11:54	Ginelle L Feister	1
01728	TPH-GRO N. CA water C6-C12	SW-846 8015B	1	09147B08B	06/01/2009 17:44	Carrie E Youtzy	1
01146	GC VOA Water Prep	SW-846 5030B	1	09147B08B	06/01/2009 17:44	Carrie E Youtzy	1
06609	TPH-DRO CA C10-C28	SW-846 8015B	1	091460016A	05/28/2009 13:54	Diane V Do	1
02376	Extraction - Fuel/TPH (Waters)	SW-846 3510C	1	091460016A	05/27/2009 01:45	Roman Kuropatkin	1

*=This limit was used in the evaluation of the final result

Lancaster Laboratories Sample No. WW 5681578
**Group No. 1146163
CA**
**MW-2-W-090520 NA Water
Facility #94800 BTST
1700 Castro St-Oakland T0600102076 MW-2**

Collected: 05/20/2009 14:15 by DR

Account Number: 10991

 Submitted: 05/23/2009 10:30
 Reported: 06/03/2009 at 16:02
 Discard: 07/04/2009

 Chevron
 6001 Bollinger Canyon Rd L4310
 San Ramon CA 94583

OAK-2

CAT No.	Analysis Name	CAS Number	As Received Result	As Received Method Detection Limit*	As Received Limit of Quantitation	Dilution Factor
SW-846 8260B	GC/MS Volatiles		ug/l	ug/l	ug/l	
06067	Benzene	71-43-2	4	0.5	1	1
06067	Ethanol	64-17-5	N.D.	50	250	1
06067	Ethylbenzene	100-41-4	42	0.5	1	1
06067	Methyl Tertiary Butyl Ether	1634-04-4	160	0.5	1	1
06067	Toluene	108-88-3	1	0.5	1	1
06067	Xylene (Total)	1330-20-7	55	0.5	1	1
SW-846 8015B	GC Volatiles		ug/l	ug/l	ug/l	
01728	TPH-GRO N. CA water C6-C12	n.a.	4,000	50	100	1
SW-846 8015B	GC Extractable TPH		ug/l	ug/l	ug/l	
06609	TPH-DRO CA C10-C28	n.a.	2,800	64	200	2

General Sample Comments

State of California Lab Certification No. 2116

All QC is compliant unless otherwise noted. Please refer to the Quality Control Summary for overall QC performance data and associated samples.

Laboratory Chronicle

CAT No.	Analysis Name	Method	Trial#	Batch#	Analysis Date and Time	Analyst	Dilution Factor
06067	BTEX, MTBE, ETOH	SW-846 8260B	1	Z091531AA	06/02/2009 12:19	Ginelle L Feister	1
01163	GC/MS VOA Water Prep	SW-846 5030B	1	Z091531AA	06/02/2009 12:19	Ginelle L Feister	1
01728	TPH-GRO N. CA water C6-C12	SW-846 8015B	1	09147B08B	06/01/2009 18:08	Carrie E Youtzy	1
01146	GC VOA Water Prep	SW-846 5030B	1	09147B08B	06/01/2009 18:08	Carrie E Youtzy	1
06609	TPH-DRO CA C10-C28	SW-846 8015B	1	091460016A	05/29/2009 10:03	Diane V Do	2
02376	Extraction - Fuel/TPH (Waters)	SW-846 3510C	1	091460016A	05/27/2009 01:45	Roman Kuropatkin	1

Lancaster Laboratories Sample No. WW 5681579
**Group No. 1146163
CA**
**MW-3-W-090520 NA Water
Facility #94800 BTST
1700 Castro St-Oakland T0600102076 MW-3**

Collected: 05/20/2009 14:35 by DR

Account Number: 10991

 Submitted: 05/23/2009 10:30
 Reported: 06/03/2009 at 16:02
 Discard: 07/04/2009

 Chevron
 6001 Bollinger Canyon Rd L4310
 San Ramon CA 94583

OAK-3

CAT No.	Analysis Name	CAS Number	As Received Result	As Received Method Detection Limit*	As Received Limit of Quantitation	Dilution Factor
SW-846 8260B	GC/MS Volatiles		ug/l	ug/l	ug/l	
06067	Benzene	71-43-2	42	0.5	1	1
06067	Ethanol	64-17-5	N.D.	50	250	1
06067	Ethylbenzene	100-41-4	1	0.5	1	1
06067	Methyl Tertiary Butyl Ether	1634-04-4	450	0.5	1	1
06067	Toluene	108-88-3	N.D.	0.5	1	1
06067	Xylene (Total)	1330-20-7	20	0.5	1	1
SW-846 8015B	GC Volatiles		ug/l	ug/l	ug/l	
01728	TPH-GRO N. CA water C6-C12	n.a.	460	50	100	1
SW-846 8015B	GC Extractable TPH		ug/l	ug/l	ug/l	
06609	TPH-DRO CA C10-C28	n.a.	210	32	100	1

General Sample Comments

State of California Lab Certification No. 2116

All QC is compliant unless otherwise noted. Please refer to the Quality Control Summary for overall QC performance data and associated samples.

Laboratory Chronicle

CAT No.	Analysis Name	Method	Trial#	Batch#	Analysis Date and Time	Analyst	Dilution Factor
06067	BTEX, MTBE, ETOH	SW-846 8260B	1	Z091531AA	06/02/2009 12:44	Ginelle L Feister	1
01163	GC/MS VOA Water Prep	SW-846 5030B	1	Z091531AA	06/02/2009 12:44	Ginelle L Feister	1
01728	TPH-GRO N. CA water C6-C12	SW-846 8015B	1	09147B08B	06/01/2009 18:33	Carrie E Youtzy	1
01146	GC VOA Water Prep	SW-846 5030B	1	09147B08B	06/01/2009 18:33	Carrie E Youtzy	1
06609	TPH-DRO CA C10-C28	SW-846 8015B	1	091460016A	05/28/2009 16:18	Diane V Do	1
02376	Extraction - Fuel/TPH (Waters)	SW-846 3510C	1	091460016A	05/27/2009 01:45	Roman Kuropatkin	1



Analysis Report

2425 New Holland Pike, PO Box 12425, Lancaster, PA 17605-2425 • 717-656-2300 Fax: 717-656-2681 • www.lancasterlabs.com

Lancaster Laboratories Sample No. WW 5681580

Group No. 1146163
CA

MW-4-W-090520 NA Water
Facility #94800 BTST
1700 Castro St-Oakland T0600102076 MW-4

Collected: 05/20/2009 13:45 by DR

Account Number: 10991

Submitted: 05/23/2009 10:30
Reported: 06/03/2009 at 16:02
Discard: 07/04/2009

Chevron
6001 Bollinger Canyon Rd L4310
San Ramon CA 94583

OAK-4

CAT No.	Analysis Name	CAS Number	As Received Result	As Received Method Detection Limit*	As Received Limit of Quantitation	Dilution Factor
SW-846 8260B	GC/MS Volatiles		ug/l	ug/l	ug/l	
06059	t-Amyl methyl ether	994-05-8	6	0.5	1	1
06059	Benzene	71-43-2	N.D.	0.5	1	1
06059	t-Butyl alcohol	75-65-0	58	2	5	1
06059	Ethanol	64-17-5	N.D.	50	250	1
06059	Ethyl t-butyl ether	637-92-3	N.D.	0.5	1	1
06059	Ethylbenzene	100-41-4	N.D.	0.5	1	1
06059	di-Isopropyl ether	108-20-3	N.D.	0.5	1	1
06059	Methyl Tertiary Butyl Ether	1634-04-4	190	0.5	1	1
06059	Toluene	108-88-3	N.D.	0.5	1	1
06059	Xylene (Total)	1330-20-7	N.D.	0.5	1	1
SW-846 8015B	GC Volatiles		ug/l	ug/l	ug/l	
01728	TPH-GRO N. CA water C6-C12	n.a.	130	50	100	1
SW-846 8015B	GC Extractable TPH		ug/l	ug/l	ug/l	
06609	TPH-DRO CA C10-C28	n.a.	560	33	100	1

General Sample Comments

State of California Lab Certification No. 2116

All QC is compliant unless otherwise noted. Please refer to the Quality Control Summary for overall QC performance data and associated samples.

Laboratory Chronicle

CAT No.	Analysis Name	Method	Trial#	Batch#	Analysis Date and Time	Analyst	Dilution Factor
06059	BTEX+5 Oxygenates+ETOH	SW-846 8260B	1	Z091523AA	06/02/2009 02:46	Michael A Ziegler	1
01163	GC/MS VOA Water Prep	SW-846 5030B	1	Z091523AA	06/02/2009 02:46	Michael A Ziegler	1
01728	TPH-GRO N. CA water C6-C12	SW-846 8015B	1	09147B08B	06/01/2009 18:57	Carrie E Youtzy	1
01146	GC VOA Water Prep	SW-846 5030B	1	09147B08B	06/01/2009 18:57	Carrie E Youtzy	1
06609	TPH-DRO CA C10-C28	SW-846 8015B	1	091460016A	05/28/2009 11:29	Diane V Do	1
02376	Extraction - Fuel/TPH (Waters)	SW-846 3510C	1	091460016A	05/27/2009 01:45	Roman Kuropatkin	1

*=This limit was used in the evaluation of the final result



Analysis Report

2425 New Holland Pike, PO Box 12425, Lancaster, PA 17605-2425 • 717-656-2300 Fax: 717-656-2681 • www.lancasterlabs.com

Lancaster Laboratories Sample No. WW 5681581

Group No. 1146163
CA

MW-7-W-090520 NA Water
Facility #94800 BTST
1700 Castro St-Oakland T0600102076 MW-7

Collected: 05/20/2009 14:55 by DR

Account Number: 10991

Submitted: 05/23/2009 10:30
Reported: 06/03/2009 at 16:02
Discard: 07/04/2009

Chevron
6001 Bollinger Canyon Rd L4310
San Ramon CA 94583

OAK-7

CAT No.	Analysis Name	CAS Number	As Received Result	As Received Method Detection Limit*	As Received Limit of Quantitation	Dilution Factor
SW-846 8260B	GC/MS Volatiles		ug/l	ug/l	ug/l	
06059	t-Amyl methyl ether	994-05-8	120	1	2	2
06059	Benzene	71-43-2	N.D.	1	2	2
06059	t-Butyl alcohol	75-65-0	31	4	10	2
06059	Ethanol	64-17-5	N.D.	100	500	2
06059	Ethyl t-butyl ether	637-92-3	N.D.	1	2	2
06059	Ethylbenzene	100-41-4	N.D.	1	2	2
06059	di-Isopropyl ether	108-20-3	N.D.	1	2	2
06059	Methyl Tertiary Butyl Ether	1634-04-4	6,300	10	20	20
06059	Toluene	108-88-3	N.D.	1	2	2
06059	Xylene (Total)	1330-20-7	N.D.	1	2	2
SW-846 8015B	GC Volatiles		ug/l	ug/l	ug/l	
01728	TPH-GRO N. CA water C6-C12	n.a.	210	50	100	1
SW-846 8015B	GC Extractable TPH		ug/l	ug/l	ug/l	
06609	TPH-DRO CA C10-C28	n.a.	48 J	32	100	1

General Sample Comments

State of California Lab Certification No. 2116

All QC is compliant unless otherwise noted. Please refer to the Quality Control Summary for overall QC performance data and associated samples.

Laboratory Chronicle

CAT No.	Analysis Name	Method	Trial#	Batch#	Analysis Date and Time	Analyst	Dilution Factor
06059	BTEX+5 Oxygenates+ETOH	SW-846 8260B	1	Z091523AA	06/02/2009 03:11	Michael A Ziegler	2
06059	BTEX+5 Oxygenates+ETOH	SW-846 8260B	1	Z091523AA	06/02/2009 03:36	Michael A Ziegler	20
01163	GC/MS VOA Water Prep	SW-846 5030B	1	Z091523AA	06/02/2009 03:11	Michael A Ziegler	2
01163	GC/MS VOA Water Prep	SW-846 5030B	2	Z091523AA	06/02/2009 03:36	Michael A Ziegler	20
01728	TPH-GRO N. CA water C6-C12	SW-846 8015B	1	09147B08B	06/01/2009 23:03	Carrie E Youtzy	1
01146	GC VOA Water Prep	SW-846 5030B	1	09147B08B	06/01/2009 23:03	Carrie E Youtzy	1
06609	TPH-DRO CA C10-C28	SW-846 8015B	2	091460016A	05/29/2009 16:13	Lisa A Reinert	1
02376	Extraction - Fuel/TPH (Waters)	SW-846 3510C	1	091460016A	05/27/2009 01:45	Roman Kuropatkin	1

*=This limit was used in the evaluation of the final result



Analysis Report

2425 New Holland Pike, PO Box 12425, Lancaster, PA 17605-2425 • 717-656-2300 Fax: 717-656-2681 • www.lancasterlabs.com

Lancaster Laboratories Sample No. WW 5681582

Group No. 1146163
CA

QA-T-090520 NA Water
Facility #94800 BTST
1700 Castro St-Oakland T0600102076 QA

Collected: 05/20/2009 13:45

Account Number: 10991

Submitted: 05/23/2009 10:30
Reported: 06/03/2009 at 16:02
Discard: 07/04/2009

Chevron
6001 Bollinger Canyon Rd L4310
San Ramon CA 94583

OA-QA

CAT No.	Analysis Name	CAS Number	As Received Result	As Received Method Detection Limit*	As Received Limit of Quantitation	Dilution Factor
SW-846 8260B	GC/MS Volatiles		ug/l	ug/l	ug/l	
06054	Benzene	71-43-2	N.D.	0.5	1	1
06054	Ethylbenzene	100-41-4	N.D.	0.5	1	1
06054	Methyl Tertiary Butyl Ether	1634-04-4	N.D.	0.5	1	1
06054	Toluene	108-88-3	N.D.	0.5	1	1
06054	Xylene (Total)	1330-20-7	N.D.	0.5	1	1
SW-846 8015B	GC Volatiles		ug/l	ug/l	ug/l	
01728	TPH-GRO N. CA water C6-C12	n.a.	N.D.	50	100	1

General Sample Comments

State of California Lab Certification No. 2116

All QC is compliant unless otherwise noted. Please refer to the Quality Control Summary for overall QC performance data and associated samples.

Laboratory Chronicle

CAT No.	Analysis Name	Method	Trial#	Batch#	Analysis Date and Time	Analyst	Dilution Factor
06054	BTEX+MTBE by 8260B	SW-846 8260B	1	Z091513AA	06/01/2009 03:43	Michael A Ziegler	1
01163	GC/MS VOA Water Prep	SW-846 5030B	1	Z091513AA	06/01/2009 03:43	Michael A Ziegler	1
01728	TPH-GRO N. CA water C6-C12	SW-846 8015B	1	09147B08B	06/01/2009 14:28	Carrie E Youtzy	1
01146	GC VOA Water Prep	SW-846 5030B	1	09147B08B	06/01/2009 14:28	Carrie E Youtzy	1

*=This limit was used in the evaluation of the final result

Quality Control Summary

 Client Name: Chevron
 Reported: 06/03/09 at 04:02 PM

Group Number: 1146163

Matrix QC may not be reported if site-specific QC samples were not submitted. In these situations, to demonstrate precision and accuracy at a batch level, a LCS/LCSD was performed, unless otherwise specified in the method.

Laboratory Compliance Quality Control

Analysis Name	Blank Result	Blank MDL**	Blank LOQ	Report Units	LCS %REC	LCSD %REC	LCS/LCSD Limits	RPD	RPD Max
Batch number: Z091513AA Sample number(s): 5681582									
Benzene	N.D.	0.5	1	ug/l	93	89	80-116	4	30
Ethylbenzene	N.D.	0.5	1	ug/l	97	93	80-113	5	30
Methyl Tertiary Butyl Ether	N.D.	0.5	1	ug/l	99	98	78-117	1	30
Toluene	N.D.	0.5	1	ug/l	95	91	80-115	5	30
Xylene (Total)	N.D.	0.5	1	ug/l	98	93	81-114	5	30
Batch number: Z091523AA Sample number(s): 5681580-5681581									
t-Amyl methyl ether	N.D.	0.5	1	ug/l	91		78-117		
Benzene	N.D.	0.5	1	ug/l	90		80-116		
t-Butyl alcohol	N.D.	2.	5	ug/l	98		74-116		
Ethanol	N.D.	50.	250	ug/l	100		40-158		
Ethyl t-butyl ether	N.D.	0.5	1	ug/l	88		75-118		
Ethylbenzene	N.D.	0.5	1	ug/l	95		80-113		
di-Isopropyl ether	N.D.	0.5	1	ug/l	94		71-124		
Methyl Tertiary Butyl Ether	N.D.	0.5	1	ug/l	95		78-117		
Toluene	N.D.	0.5	1	ug/l	94		80-115		
Xylene (Total)	N.D.	0.5	1	ug/l	96		81-114		
Batch number: Z091531AA Sample number(s): 5681577-5681579									
Benzene	N.D.	0.5	1	ug/l	87		80-116		
Ethanol	N.D.	50.	250	ug/l	81		40-158		
Ethylbenzene	N.D.	0.5	1	ug/l	89		80-113		
Methyl Tertiary Butyl Ether	N.D.	0.5	1	ug/l	90		78-117		
Toluene	N.D.	0.5	1	ug/l	90		80-115		
Xylene (Total)	N.D.	0.5	1	ug/l	90		81-114		
Batch number: 09147B08B Sample number(s): 5681577-5681582									
TPH-GRO N. CA water C6-C12	N.D.	50.	100	ug/l	118	127	75-135	7	30
Batch number: 091460016A Sample number(s): 5681577-5681581									
TPH-DRO CA C10-C28	N.D.	32.	100	ug/l	83	88	56-122	6	20

Sample Matrix Quality Control

Unspiked (UNSPK) = the sample used in conjunction with the matrix spike
 Background (BKG) = the sample used in conjunction with the duplicate

Analysis Name	MS %REC	MSD %REC	MS/MSD Limits	RPD	RPD MAX	BKG Conc	DUP Conc	DUP RPD	Dup RPD Max
Batch number: Z091513AA Sample number(s): 5681582 UNSPK: P677657									
Benzene	99		80-126						
Ethylbenzene	102		77-125						

*- Outside of specification

** - This limit was used in the evaluation of the final result for the blank

- (1) The result for one or both determinations was less than five times the LOQ.
- (2) The unspiked result was more than four times the spike added.

Quality Control Summary

 Client Name: Chevron
 Reported: 06/03/09 at 04:02 PM

Group Number: 1146163

Sample Matrix Quality Control

 Unspiked (UNSPK) = the sample used in conjunction with the matrix spike
 Background (BKG) = the sample used in conjunction with the duplicate

<u>Analysis Name</u>	<u>MS</u> <u>%REC</u>	<u>MSD</u> <u>%REC</u>	<u>MS/MSD</u> <u>Limits</u>	<u>RPD</u>	<u>RPD</u> <u>MAX</u>	<u>BKG</u> <u>Conc</u>	<u>DUP</u> <u>Conc</u>	<u>DUP</u> <u>RPD</u>	<u>Dup RPD</u> <u>Max</u>
Methyl Tertiary Butyl Ether	106		72-126						
Toluene	101		80-125						
Xylene (Total)	103		79-125						
Batch number: Z091523AA Sample number(s): 5681580-5681581 UNSPK: P680466									
t-Amyl methyl ether	90	88	75-122	3	30				
Benzene	93	91	80-126	2	30				
t-Butyl alcohol	94	97	67-119	3	30				
Ethanol	93	90	37-164	3	30				
Ethyl t-butyl ether	90	89	74-122	2	30				
Ethylbenzene	98	90	77-125	8	30				
di-Isopropyl ether	85	92	70-129	8	30				
Methyl Tertiary Butyl Ether	97	92	72-126	3	30				
Toluene	95	91	80-125	4	30				
Xylene (Total)	97	90	79-125	7	30				
Batch number: Z091531AA Sample number(s): 5681577-5681579 UNSPK: P679657									
Benzene	90	93	80-126	3	30				
Ethanol	80	78	37-164	2	30				
Ethylbenzene	94	96	77-125	2	30				
Methyl Tertiary Butyl Ether	90	90	72-126	0	30				
Toluene	95	96	80-125	1	30				
Xylene (Total)	94	96	79-125	2	30				
Batch number: 09147B08B Sample number(s): 5681577-5681582 UNSPK: P678661									
TPH-GRO N. CA water C6-C12	109		63-154						

Surrogate Quality Control

Surrogate recoveries which are outside of the QC window are confirmed unless attributed to dilution or otherwise noted on the Analysis Report.

 Analysis Name: TPH-DRO CA C10-C28
 Batch number: 091460016A
 Orthoterphenyl

5681577	76
5681578	161*
5681579	86
5681580	92
5681581	83
Blank	92
LCS	107
LCSD	110

Limits: 59-131

 Analysis Name: TPH-GRO N. CA water C6-C12
 Batch number: 09147B08B
 Trifluorotoluene-F

*- Outside of specification

**-This limit was used in the evaluation of the final result for the blank

- (1) The result for one or both determinations was less than five times the LOQ.
- (2) The unspiked result was more than four times the spike added.

Quality Control Summary

 Client Name: Chevron
 Reported: 06/03/09 at 04:02 PM

Group Number: 1146163

Surrogate Quality Control

5681577	103
5681578	105
5681579	106
5681580	103
5681581	122
5681582	104
Blank	102
LCS	123
LCSD	124
MS	111

Limits: 63-135

 Analysis Name: BTEX+MTBE by 8260B
 Batch number: Z091513AA

	Dibromofluoromethane	1,2-Dichloroethane-d4	Toluene-d8	4-Bromofluorobenzene
5681582	90	87	90	86
Blank	87	84	91	87
LCS	88	85	90	89
LCSD	87	85	89	90
MS	89	86	91	89

Limits: 80-116 77-113 80-113 78-113

 Analysis Name: BTEX+5 Oxygenates+ETOH
 Batch number: Z091523AA

	Dibromofluoromethane	1,2-Dichloroethane-d4	Toluene-d8	4-Bromofluorobenzene
5681580	87	85	89	86
5681581	84	83	90	85
Blank	88	87	91	87
LCS	88	85	90	90
MS	88	85	91	90
MSD	87	86	90	88

Limits: 80-116 77-113 80-113 78-113

 Analysis Name: BTEX, MTBE, ETOH
 Batch number: Z091531AA

	Dibromofluoromethane	1,2-Dichloroethane-d4	Toluene-d8	4-Bromofluorobenzene
5681577	86	85	92	87
5681578	87	85	90	91
5681579	85	84	91	86
Blank	88	85	90	85
LCS	87	87	90	88
MS	87	87	90	89
MSD	86	86	90	89

Limits: 80-116 77-113 80-113 78-113

*- Outside of specification

**-This limit was used in the evaluation of the final result for the blank

- (1) The result for one or both determinations was less than five times the LOQ.
- (2) The unspiked result was more than four times the spike added.

Lancaster Laboratories Explanation of Symbols and Abbreviations

The following defines common symbols and abbreviations used in reporting technical data:

N.D.	none detected	BMQL	Below Minimum Quantitation Level
TNTC	Too Numerous To Count	MPN	Most Probable Number
IU	International Units	CP Units	cobalt-chloroplatinate units
umhos/cm	micromhos/cm	NTU	nephelometric turbidity units
C	degrees Celsius	F	degrees Fahrenheit
Cal	(diet) calories	lb.	pound(s)
meq	milliequivalents	kg	kilogram(s)
g	gram(s)	mg	milligram(s)
ug	microgram(s)	l	liter(s)
ml	milliliter(s)	ul	microliter(s)
m3	cubic meter(s)	fib >5 um/ml	fibers greater than 5 microns in length per ml
<	less than – The number following the sign is the <u>limit of quantitation</u> , the smallest amount of analyte which can be reliably determined using this specific test.		
>	greater than		
ppm	parts per million – One ppm is equivalent to one milligram per kilogram (mg/kg), or one gram per million grams. For aqueous liquids, ppm is usually taken to be equivalent to milligrams per liter (mg/l), because one liter of water has a weight very close to a kilogram. For gases or vapors, one ppm is equivalent to one microliter of gas per liter of gas.		
ppb	parts per billion		
Dry weight basis	Results printed under this heading have been adjusted for moisture content. This increases the analyte weight concentration to approximate the value present in a similar sample without moisture.		

U.S. EPA data qualifiers:

Organic Qualifiers

A	TIC is a possible aldol-condensation product
B	Analyte was also detected in the blank
C	Pesticide result confirmed by GC/MS
D	Compound quantitated on a diluted sample
E	Concentration exceeds the calibration range of the instrument
J	Estimated value
N	Presumptive evidence of a compound (TICs only)
P	Concentration difference between primary and confirmation columns >25%
U	Compound was not detected
X,Y,Z	Defined in case narrative

Inorganic Qualifiers

B	Value is <CRDL, but ≥IDL
E	Estimated due to interference
M	Duplicate injection precision not met
N	Spike amount not within control limits
S	Method of standard additions (MSA) used for calculation
U	Compound was not detected
W	Post digestion spike out of control limits
*	Duplicate analysis not within control limits
+	Correlation coefficient for MSA <0.995

Analytical test results for methods listed on the laboratories' accreditation scope meet all requirements of NELAC unless otherwise noted under the individual analysis.

Tests results relate only to the sample tested. Clients should be aware that a critical step in a chemical or microbiological analysis is the collection of the sample. Unless the sample analyzed is truly representative of the bulk of material involved, the test results will be meaningless. If you have questions regarding the proper techniques of collecting samples, please contact us. We cannot be held responsible for sample integrity, however, unless sampling has been performed by a member of our staff. This report shall not be reproduced except in full, without the written approval of the laboratory.

WARRANTY AND LIMITS OF LIABILITY – In accepting analytical work, we warrant the accuracy of test results for the sample as submitted. THE FOREGOING EXPRESS WARRANTY IS EXCLUSIVE AND IS GIVEN IN LIEU OF ALL OTHER WARRANTIES, EXPRESSED OR IMPLIED. WE DISCLAIM ANY OTHER WARRANTIES, EXPRESSED OR IMPLIED, INCLUDING A WARRANTY OF FITNESS FOR PARTICULAR PURPOSE AND WARRANTY OF MERCHANTABILITY. IN NO EVENT SHALL LANCASTER LABORATORIES BE LIABLE FOR INDIRECT, SPECIAL, CONSEQUENTIAL, OR INCIDENTAL DAMAGES INCLUDING, BUT NOT LIMITED TO, DAMAGES FOR LOSS OF PROFIT OR GOODWILL REGARDLESS OF (A) THE NEGLIGENCE (EITHER SOLE OR CONCURRENT) OF LANCASTER LABORATORIES AND (B) WHETHER LANCASTER LABORATORIES HAS BEEN INFORMED OF THE POSSIBILITY OF SUCH DAMAGES. We accept no legal responsibility for the purposes for which the client uses the test results. No purchase order or other order for work shall be accepted by Lancaster Laboratories which includes any conditions that vary from the Standard Terms and Conditions of Lancaster Laboratories and we hereby object to any conflicting terms contained in any acceptance or order submitted by client.