



**CONESTOGA-ROVERS
& ASSOCIATES**

5900 Hollis Street, Suite A
Emeryville, California 94608
Telephone: (510) 420-0700 Fax: (510) 420-9170
www.CRAworld.com

TRANSMITTAL

DATE: October 25, 2010 REFERENCE NO.: 511000
PROJECT NAME: 2345 International Blvd, Oakland

TO: Mr. Jerry Wickham
Alameda County Environmental Health Services
1131 Harbor Bay Parkway, Suite 250
Alameda, California 94502-6577

RECEIVED

9:10 am, Oct 27, 2010

Alameda County
Environmental Health

Please find enclosed: Draft Final
 Originals Other
 Prints

Sent via: Mail Same Day Courier
 Overnight Courier Other Geotracker and ACEH ftp uploads

QUANTITY	DESCRIPTION
1	Groundwater Monitoring Report - Second Half 2010


As Requested For Review and Comment
 For Your Use _____

COMMENTS:

Should you have any questions regarding the content of this document, please contact Robert Foss at (510) 420-3369.

Copy to: Mr. Stanley and Mr. Aaron Wong
Mr. Hasmukh Patel
Mr. Richard S. Cochran

Completed by: Bryan Fong
[Please Print]

Signed: 

Filing: **Correspondence File**


With respect to:

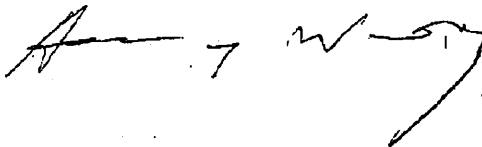
Groundwater Monitoring Report - SECOND 2010 SEMI-ANNUAL

Dated October 28, 2010

Fuel Leak Case No. **RO0000327**

I declare, under penalty of perjury, that the information and/or recommendations contained in the attached document or report is true and correct to the best of my knowledge.


Stanley Wong
Aaron and Stanley Wong



10-19-10
Date



GROUNDWATER MONITORING REPORT - SECOND HALF 2010

**CREDIT WORLD AUTO SALES
2345 INTERNATIONAL BOULEVARD
(FORMERLY E. 14TH STREET)
OAKLAND, CALIFORNIA**

AGENCY CASE NO. RO0000327

**OCTOBER 25, 2010
REF. NO. 511000 (7)**

This report is printed on recycled paper.

**Prepared by:
Conestoga-Rovers
& Associates**

5900 Hollis Street, Suite A
Emeryville, California
U.S.A. 94608

Office: 510-420-0700
Fax: 510-420-9170

web: <http://www.CRAworld.com>

TABLE OF CONTENTS

	<u>Page</u>
1.0 INTRODUCTION	1
1.1 SITE INFORMATION.....	1
2.0 SITE ACTIVITIES AND RESULTS	2
2.1 CURRENT ACTIVITIES	2
2.2 CURRENT SAMPLING EVENT RESULTS	3
2.2.1 GROUNDWATER FLOW DIRECTION.....	3
2.2.2 SPH DISTRIBUTION	3
2.2.3 HYDROCARBON DISTRIBUTION IN GROUNDWATER	4
2.2.4 FUEL OXYGENATE DISTRIBUTION IN GROUNDWATER	4
2.3 PROPOSED ACTIVITIES	4
2.3.1 MONITORING ACTIVITIES	4
2.3.2 DUAL-PHASE EXTRACTION REMEDIATION	5

LIST OF FIGURES
(Following Text)

FIGURE 1	VICINITY MAP
FIGURE 2	GROUNDWATER ELEVATION AND HYDROCARBON CONCENTRATION MAP - SEPTEMBER 27-28, 2010

LIST OF TABLES
(Following Text)

TABLE 1	WELL CONSTRUCTION DETAILS
TABLE 2	GROUNDWATER ELEVATION AND ANALYTICAL DATA
TABLE 3	SEPARATE-PHASE HYDROCARBON REMOVAL SUMMARY

LIST OF APPENDICES

APPENDIX A	STANDARD FIELD PROCEDURES FOR GROUNDWATER MONITORING AND SAMPLING
APPENDIX B	CERTIFIED ANALYTICAL REPORTS AND CHAIN-OF-CUSTODY DOCUMENTATION
APPENDIX C	FIELD DATA SHEETS

1.0 INTRODUCTION

On behalf of Messrs. Aaron and Stanley Wong, Conestoga-Rovers & Associates (CRA) presents this *Groundwater Monitoring Report – Second Half 2010* for the Credit World Auto Sales site (Figure 1), Alameda County Environmental Health (ACEH) Fuel Leak Case No. RO0000327. In this report is a summary of the Second Half 2010 activities and the anticipated First Half 2011 activities.

1.1 SITE INFORMATION

Site Address	2345 International Boulevard, (Formerly E. 14 th Street) Oakland, CA
Site Use	Credit World Auto Sales
Client and Contact	Aaron and Stanley Wong
Consultant and Contact Person	CRA, Bryan Fong
Lead Agency and Contact Person	ACEH, Jerry Wickham, P.G.

Groundwater monitoring and sampling occurred on September 27-28, 2010. Prior to May 2009, groundwater elevations and separate-phase hydrocarbons (SPH) measurements occurred on a monthly basis. These were discontinued in May 2009 in accordance with a revised groundwater monitoring and sampling program approved by the ACEH in a letter dated April 21, 2009. A groundwater elevation contour map generated from the September 2010 data is included as Figure 2.

Table 1 contains well construction details. Table 2 contains recent and historical groundwater elevation and analytical data, along with documented measurements of SPH accumulations. Table 3 is a summary of SPH accumulation thickness measurements and volumes removed. Appendix A presents CRA's *Standard Field Procedures for Groundwater Monitoring and Sampling*. Appendix B presents the laboratory analytical report from the September 27-28, 2010 groundwater sampling event. Appendix C contains field data sheets for the Second Half 2010 sampling event.

2.0 SITE ACTIVITIES AND RESULTS

2.1 CURRENT ACTIVITIES

On September 27-28, 2010, Muskan Environmental Services (MES) performed monitoring activities. MES measured depth to groundwater, inspected for the presence of SPH and, if no SPH was observed, collected groundwater samples. Groundwater samples were collected from monitoring wells MW-1B, MW-2A, MW-3A, TMW-4A, MW-6 through MW-12, and RW-1 (Figure 2). Table 2 presents groundwater analytical data, water level data and any measurable thicknesses of SPH. Groundwater monitoring field data sheets are provided in Appendix C. Water level data has been submitted to the GeoTracker database.

Field activities associated with well sampling included micro-purging of wells, collection and documentation of water quality parameters, sample collection, and equipment decontamination. Prior to sampling, each well was purged by placing the intake tube of a clean peristaltic pump approximately 1 foot below the initial water level. Depth of groundwater was measured prior to low-flow purging, during purging, at termination of purging, and immediately prior to sample collection. Temperature, pH, specific conductivity, oxygen reduction potential (ORP) and dissolved oxygen (DO) were measured initially and at regular volume intervals. Well purging continued until consecutive pH, specific conductivity and temperature measurements were relatively stable.

Groundwater samples were collected from each well using a clean peristaltic pump. The samples were collected in 40-milliliter (mL) glass volatile organic analysis (VOA) vials supplied by McCampbell Analytical, Inc. (McCampbell) of Pittsburg, California. Sample containers were labeled, sealed in a plastic bag, and placed on ice in a chilled cooler. A chain-of-custody record was maintained and is included in Appendix B.

To collect representative samples and to minimize the potential of cross-contamination, groundwater monitoring equipment was decontaminated prior to use in the first well and between successive wells. Tubing for the peristaltic pump was discarded after use at each well. Clean sampling containers were provided by the analytical laboratory.

Groundwater samples were analyzed for total petroleum hydrocarbons as gasoline (TPHg), aromatic hydrocarbon compounds [benzene, toluene, ethylbenzene, total xylenes (BTEX)] and methyl tertiary butyl ether (MTBE) by modified EPA Method SW8021B/SW8015Bm. EPA Method SW8021B MTBE detections were confirmed by EPA Method SW8260B analysis. Groundwater samples collected from

wells MW-3A, MW-11 and MW-12 were analyzed for fuel oxygenates [MTBE, tert-amyl methyl ether (TAME), t-butyl alcohol (TBA), di-isopropyl ether (DIPE), and ethyl tert-butyl ether (ETBE)] by EPA Method SW8260B. The laboratory analytical report is included in Appendix B. Analytical results are summarized on Figure 2 and presented in Table 2. Analytical data have been submitted to the GeoTracker database.

2.2 CURRENT SAMPLING EVENT RESULTS

Groundwater Flow Direction	Southwest
Hydraulic Gradient	Approximately 0.033
Range of Measured Water Depth from Top of Casing in Monitoring Wells	7.69 to 12.40 feet
Were Measureable Separate Phase Hydrocarbons Observed	Yes (MW-1A, TMW-5)

2.2.1 GROUNDWATER FLOW DIRECTION

Based on depth-to-water measurements collected on September 27, 2010, groundwater appeared to flow toward the southwest at a gradient of approximately 0.033. The highest groundwater elevation was measured in monitoring well MW-9 at 17.46 feet above mean sea level. The groundwater level measured in well MW-1B was not used in contouring because the well is screened deeper than the other site wells. Depth to water and groundwater elevation data from this monitoring event are summarized on Figure 2 and presented in Table 2.

2.2.2 SPH DISTRIBUTION

Monthly SPH measurements ceased in May 2009 after ACEH approved a revised groundwater monitoring and sampling program in a letter dated April 21, 2009. As identified at the bottom of Table 3, approximately 72.45 gallons of SPH have been removed from the wells since SPH removal activities were initiated in 1992. A total of 0.11 gallon of SPH was removed during this groundwater sampling event.

2.2.3 HYDROCARBON DISTRIBUTION IN GROUNDWATER

Groundwater analytical results from the Second Half 2010 indicated the following:

- TPHg was detected in wells MW-2A, MW-3A, MW-6, MW-12 and RW-1 ranging from 640 micrograms per liter ($\mu\text{g/L}$) (MW-3A) to 9,800 $\mu\text{g/L}$ (MW-2A).
- Benzene was detected in wells MW-2A, MW-3A, MW-6, MW-12, and RW-1 ranging from 3.5 $\mu\text{g/L}$ (MW-12) to 1,300 $\mu\text{g/L}$ (RW-1).
- Toluene was detected in wells MW-2A, MW-3A, MW-6, MW-12 and RW-1, ranging from 0.75 $\mu\text{g/L}$ (MW-3A) to 27 $\mu\text{g/L}$ (RW-1).
- Ethylbenzene was detected in wells MW-2A, MW-3A, MW-6, MW-12 and RW-1, ranging from 0.72 $\mu\text{g/L}$ (MW-12) to 590 $\mu\text{g/L}$ (MW-2A).
- Xylenes were detected in wells MW-2A, MW-3A, MW-6, MW-12 and RW-1, ranging from 1.4 $\mu\text{g/L}$ (MW-12) to 71 $\mu\text{g/L}$ (RW-1).

2.2.4 FUEL OXYGENATE DISTRIBUTION IN GROUNDWATER

MTBE was detected in offsite well MW-12 at a concentration of 10,000 $\mu\text{g/L}$ by EPA Method SW8021B and at a concentration of 8,900 $\mu\text{g/L}$ by EPA Method SW8260B. No MTBE was detected in any other site well at or above the laboratory reporting limit during the Second Half 2010. Groundwater samples from wells MW-3A, MW-11 and MW-12 were also analyzed for fuel oxygenates TAME, TBA, DIPE, and ETBE, by EPA Method SW8260B. No TBA, DIPE or ETBE was detected at or above the laboratory reporting limit during the Second Half 2010.

2.3 PROPOSED ACTIVITIES

2.3.1 MONITORING ACTIVITIES

During the First Quarter 2011, CRA will contract MES to measure water levels, inspect each well for the presence of SPH and, if present, measure and record SPH thicknesses, and collect groundwater samples from wells not containing a measurable thicknesses of SPH. Groundwater samples will be analyzed for TPHg by modified EPA Method SW8015C; and BTEX and MTBE by EPA Method SW8021B. Detected MTBE concentrations will be confirmed by EPA Method SW8260B. Wells MW-3A, MW-11 and MW-12 will be analyzed for fuel oxygenates (MTBE, TBA, TAME, ETBE, and DIPE) by

EPA Method SW8260B. CRA will summarize groundwater monitoring activities and analytical results in a groundwater monitoring report.


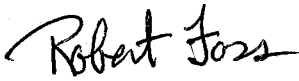
2.3.2 DUAL-PHASE EXTRACTION REMEDIATION

The installation of a dual-phase extraction remediation system is progressing and start up is anticipated to occur during the Fourth Quarter 2010.

All of Which is Respectfully Submitted,
CONESTOGA-ROVERS & ASSOCIATES



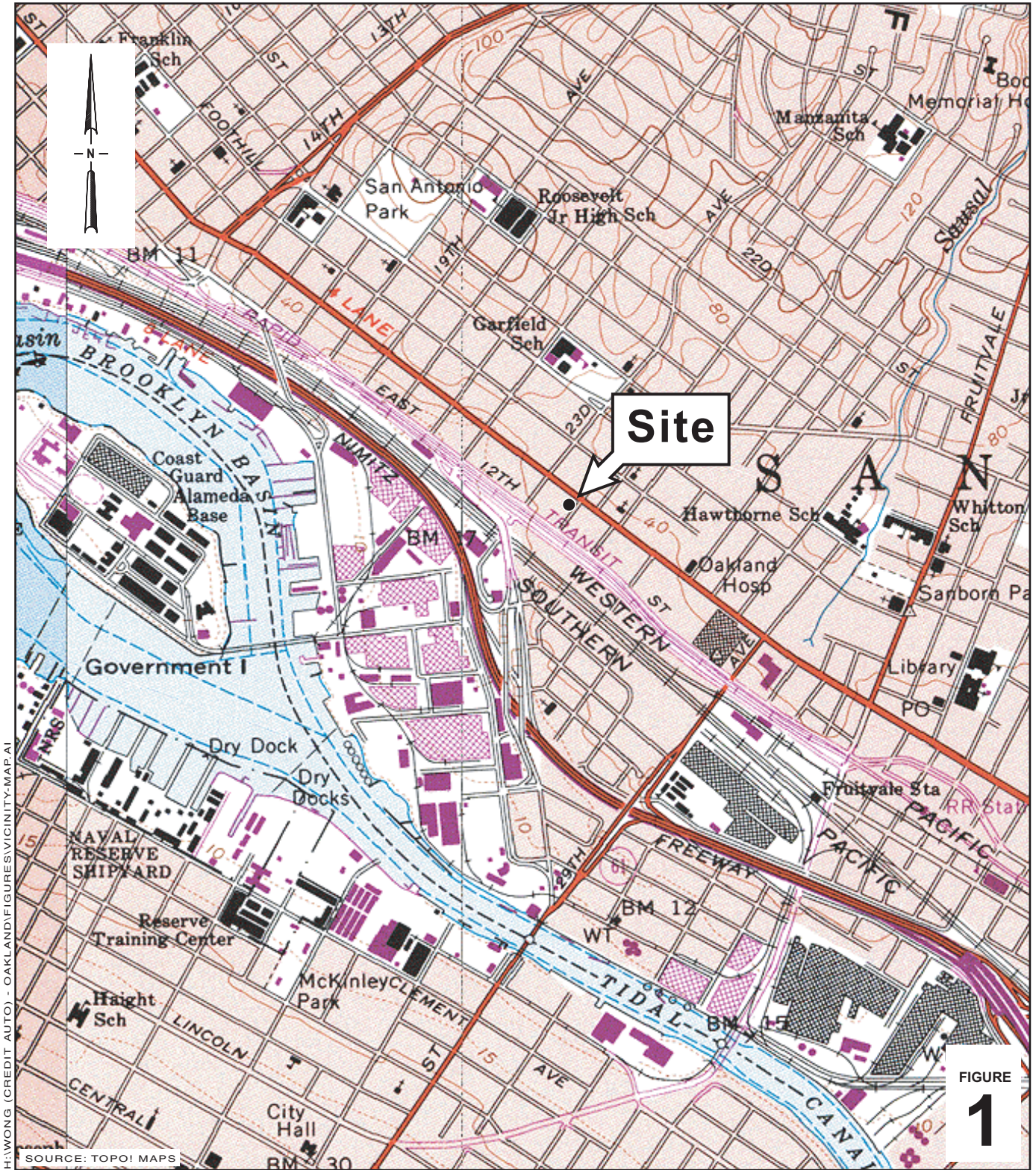
Bryan Fong



Robert Foss, P.G.

Conestoga-Rovers & Associates, Inc. (CRA) prepared this document for use by our client and appropriate regulatory agencies. It is based partially on information available to CRA from outside sources and/or in the public domain, and partially on information supplied by CRA and its subcontractors. CRA makes no warranty or guarantee, expressed or implied, included or intended in this document, with respect to the accuracy of information obtained from these outside sources or the public domain, or any conclusions or recommendations based on information that was not independently verified by CRA. This document represents the best professional judgment of CRA. None of the work performed hereunder constitutes or shall be represented as a legal opinion of any kind or nature.

FIGURES



FIGURE

1

HIWONG (CREDIT AUTO) - OAKLAND.FIGURES.VICINITY-MAP.AI

Credit World Auto Sales

2345 International Boulevard
Oakland, California



**CONESTOGA-ROVERS
& ASSOCIATES**

Vicinity Map

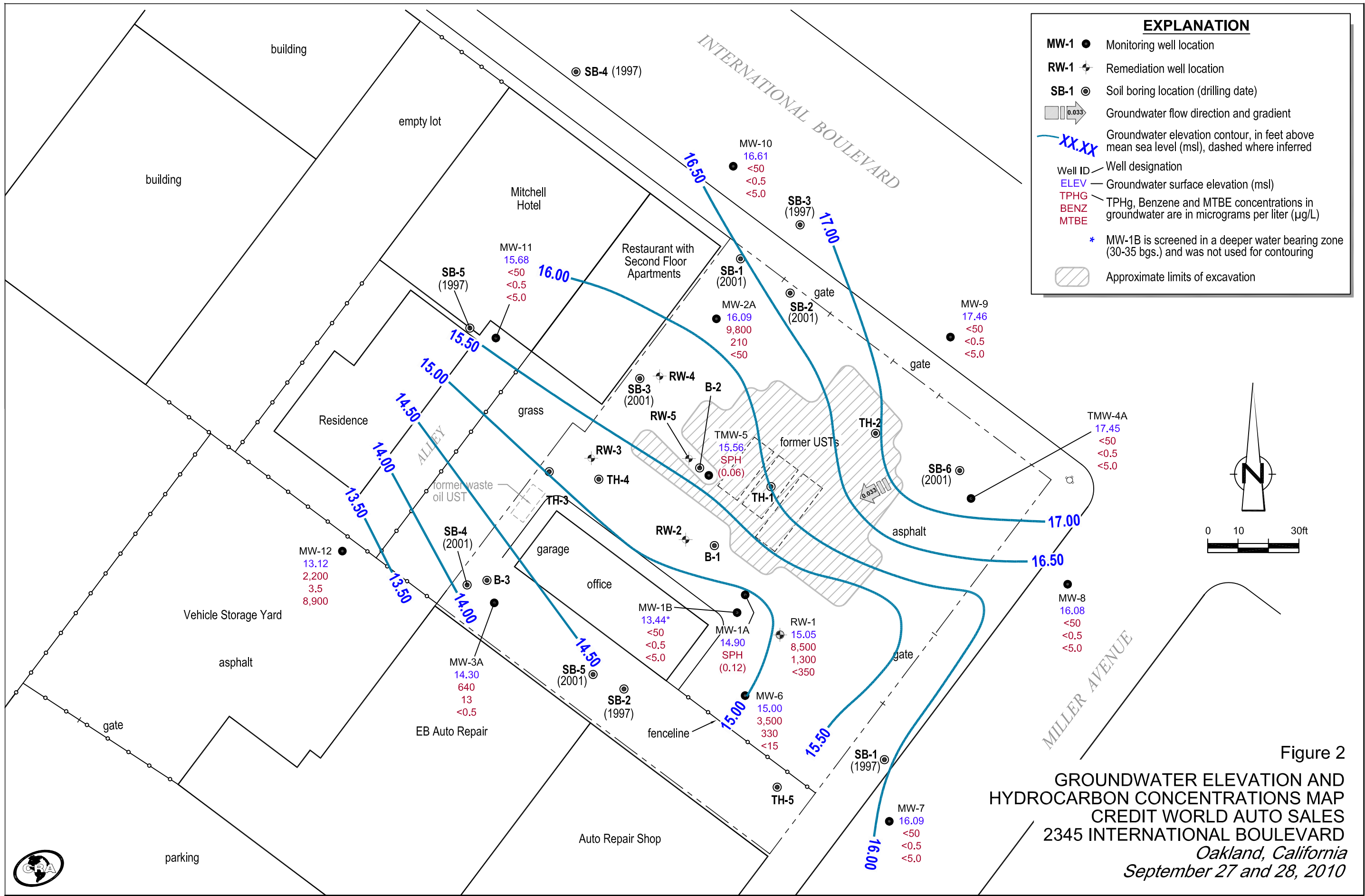


Figure 2
GROUNDWATER ELEVATION AND HYDROCARBON CONCENTRATIONS MAP
CREDIT WORLD AUTO SALES
2345 INTERNATIONAL BOULEVARD
Oakland, California
September 27 and 28, 2010

TABLES

**WELL CONSTRUCTION DETAILS
CREDIT WORLD AUTO SALES
2345 INTERNATIONAL BOULEVARD
OAKLAND, CALIFORNIA**

<i>Well ID</i>	<i>Installation Date</i>	<i>Destruction Date</i>	<i>Borehole Depth (ft bgs)</i>	<i>Boring Diameter (in)</i>	<i>Casing Diameter (in)</i>	<i>Well Depth (ft bgs)</i>	<i>Screen Interval (ft bgs)</i>	<i>Screen Size (in)</i>	<i>Filter Pack (ft bgs)</i>	<i>Surface Seal (ft bgs)</i>	<i>TOC Elevation (feet msl)</i>
MW-1	5/22/1991	8/8/2005	35	8	2	35	15-35	0.010	12-35	0-12	n/a
MW-1A	8/8/2005	--	20	10	4	20	10-20	0.010	9.5-20	0-9.5	26.95
MW-1B*	8/8/2005	--	35	10	4	35	30-35	0.010	29-35	0-29	26.85
MW-2	8/21/1991	8/9/2005	35	8	2	35	15-35	0.010	12-35	0-12	n/a
MW-2A*	8/9/2005	--	35	10	4	18	8-18	0.010	7.5-18	0-7.5	25.82
MW-3	8/21/1991	8/10/2005	35	8	2	35	15-35	0.010	12-35	0-12	n/a
MW-3A*	8/10/2005	--	35	10	4	20	10-20	0.010	9.5-20	0-9.5	26.70
TMW-4	7/22/1993	8/9/2005	34.5	8	2	36	14-34	0.010	12-34	0-12	n/a
TMW-4A*	8/9/2005	--	35	10	4	20	10-20	0.010	9.5-20	0-9.5	26.42
TMW-5	7/23/1993	--	24	8	2	27	17-24	0.010	15-24	0-15	n/a
MW-6	5/22/2001	--	20	6.75	4	20	15-20	0.020	13-20	0-13	n/a
MW-7	8/10/2005	--	20.5	10	4	18	8-18	0.010	7.5-18	0-7.5	25.12
MW-8	8/11/2005	--	20	10	4	18	8-18	0.010	7.5-18	0-7.5	26.09
MW-9	8/9/2005	--	21.5	10	4	20	10-20	0.010	9.5-20	0-9.5	25.31
MW-10	8/11/2005	--	20	10	4	18	8-18	0.010	7.5-18	0-7.5	24.30
MW-11	10/20/2005	--	18.5	10	4	18	8-18	0.010	7-18	0-7	23.57
MW-12	10/20/2005	--	24	10	4	20	10-20	0.010	9-20	0-9	22.95
RW-1	8/9/2005	--	24.5	10	4	23	8-23	0.010	7.5-23	0-7.5	26.71
RW-2	2/16/2007	--	22	10	4	22	8-22	0.010	7-22	0-7	--
RW-3	2/15/2007	--	22	10	4	22	8-22	0.010	7-22	0-7	--
RW-4	2/15/2007	--	22	10	4	22	8-22	0.010	7-22	0-7	--
RW-5	2/16/2007	--	22	10	4	22	8-22	0.010	7-22	0-7	--

Abbreviations and Notes:

in = inches

ft = feet

bgs = below ground surface

GW = groundwater

TOC = top of casing

msl = measured relative to mean sea level

* = Drill-out and reconstruction of original

n/a = not applicable

-- = no data available

TABLE 2

**GROUNDWATER ELEVATION AND ANALYTICAL DATA
CREDIT WORLD AUTO SALES
2345 INTERNATIONAL BOULEVARD
OAKLAND, CALIFORNIA**

<i>Well ID</i>	<i>Date Sampled</i>	<i>Depth to Groundwater (feet below</i>	<i>SPH Thickness (feet)</i>	<i>Groundwater Elevation (feet above msl)</i>	<i>TPHg (µg/L)</i>	<i>Benzene (µg/L)</i>	<i>Toluene (µg/L)</i>	<i>Ethylbenzene (µg/L)</i>	<i>Xylenes (µg/L)</i>	<i>MTBE (µg/L)</i>	<i>TAME (µg/L)</i>	<i>TBA (µg/L)</i>	<i>DIPE (µg/L)</i>	<i>ETBE (µg/L)</i>
<u>California Environmental Consultants (Soil and Groundwater Investigation)</u>														
B-1-W	10/2/1984	--	--	--	67,000	14,000	2,400	2,500	9,100	--	--	--	--	--
B-2-W	10/2/1984	--	--	--	110,000	17,000	2,600	3,000	12,000	--	--	--	--	--
B-3-W	10/2/1984	--	--	--	--	(490)	(160)	(770)	(1,300)	--	--	--	--	--
<u>Tank Protect Engineering (Site Assessment)</u>														
SB-1W	4/21/1997	--	--	--	ND<50.0	ND<0.5	ND<0.5	ND<0.5	ND<0.5	ND<5.0	--	--	--	--
SB-2W	4/21/1997	--	--	--	6,100	870	35	17	28	ND<5.0	--	--	--	--
SB-3W	5/1/1997	--	--	--	ND<50.0	ND<0.5	ND<0.5	ND<0.5	ND<0.5	ND<5.0	--	--	--	--
SB-4W	5/1/1997	--	--	--	ND<50.0	ND<0.5	ND<0.5	ND<0.5	ND<0.5	ND<5.0	--	--	--	--
SB-5W	5/1/1997	--	--	--	890	5.4	ND<0.5	1.4	ND<0.5	12	--	--	--	--
<u>Sequoia Environmental (Subsurface Investigation)</u>														
SB-1	5/22/2001	--	--	--	11,000	8.1	23	81	7.1	ND<20	--	--	--	--
SB-2	5/22/2001	--	--	--	1,200	ND<0.5	3.5	5.5	ND<0.5	ND<5.0	--	--	--	--
SB-3	5/22/2001	--	--	--	53,000	790	110	2,000	2,000	ND<200	--	--	--	--
SB-4	5/22/2001	--	--	--	170,000	420	ND<45	1,500	800	ND<200	--	--	--	--
SB-5	5/22/2001	--	--	--	27,000	8,400	99	230	120	ND<500	--	--	--	--
SB-6	5/22/2001	--	--	--	ND<50	ND<0.5	ND<0.5	ND<0.5	ND<0.5	ND<5.0	--	--	--	--
<u>Monitoring Well Sampling Data</u>														
MW-1	8/23/1991	15.42	0.00	11.91	2,090,000	2,150	9,345	2,145	23,150	--	--	--	--	--
27.37	12/30/1997	10.96	0.17	16.51	61,000	4,300	1,800	1,600	6,900	1,400	--	--	--	--
	3/24/1998	9.33	0.00	18.04	24,000	1,000	1,000	1,300	4,300	2,000	--	--	--	--
	6/29/1998	12.20	0.00	15.17	130,000	3,800	370	1,200	4,200	3,300	--	--	--	--
	10/2/1998	13.46	0.00	13.91	22,000	66	21	26	140	ND<0.50	--	--	--	--
	12/10/1998	10.49	0.00	16.88	32,000	4,600	970	1,700	4,900	ND<250	--	--	--	--
	3/26/1999	9.44	0.00	17.93	230,000	370	290	280	720	ND<0.50	--	--	--	--
	6/11/1999	12.56	0.01	14.82	180,000	210	170	220	400	ND<0.50	--	--	--	--
	9/15/1999	14.85	1.00	13.32	21,000	3,800	280	590	2,200	ND<250	--	--	--	--
	12/28/1999	14.50	1.32	13.93	27,000	48	36	46	83	ND<0.5	--	--	--	--
	6/13/2001	15.83	4.36	12.03	--	--	--	--	--	--	--	--	--	--
	12/27/2002	8.31	0.16	16.19	--	--	--	--	--	--	--	--	--	--
	3/23/2003	10.65	0.05	16.72	--	--	--	--	--	--	--	--	--	--
	5/29/2003	12.11	0.28	15.44	--	--	--	--	--	--	--	--	--	--
	9/26/2003	12.84	0.29	14.72	--	--	--	--	--	--	--	--	--	--
	12/4/2003	12.50	0.10	14.91	--	--	--	--	--	--	--	--	--	--
	3/12/2004	10.45	0.52	17.30	--	--	--	--	--	--	--	--	--	--
	6/18/2004	12.01	0.46	15.69	--	--	--	--	--	--	--	--	--	--
	9/23/2004	13.56	0.50	14.21	--	--	--	--	--	--	--	--	--	--

TABLE 2

GROUNDWATER ELEVATION AND ANALYTICAL DATA
 CREDIT WORLD AUTO SALES
 2345 INTERNATIONAL BOULEVARD
 OAKLAND, CALIFORNIA

Well ID TOC	Date Sampled	Depth to Groundwater (feet below)	SPH Thickness (feet)	Groundwater Elevation (feet above msl)	TPHg (µg/L)	Benzene (µg/L)	Toluene (µg/L)	Ethylbenzene (µg/L)	Xylenes (µg/L)	MTBE (µg/L)	TAME (µg/L)	TBA (µg/L)	DIPE (µg/L)	ETBE (µg/L)
MW-1 cont.	12/10/2004	12.94	0.10	14.51	--	--	--	--	--	--	--	--	--	--
	2/9/2005	10.53	0.52	17.26	--	--	--	--	--	--	--	--	--	--
	3/25/2005	7.76	0.06	19.66	--	--	--	--	--	--	--	--	--	--
	6/24/2005	11.00	0.06	16.42	--	--	--	--	--	--	--	--	--	--
←-----					8/8/2005 - Well MW-1 reconstructed as well MW-1B					-----→				
MW-1A 26.95	9/29/2005	11.92	0.00	15.03	--	--	--	--	--	--	--	--	--	--
	12/29-30/2005	6.85	0.00	20.10	47,000 b	4,400	2,100	2,000	6,300	ND<500	--	--	--	--
	3/27-28/2006	6.70	0.00	20.25	65,000 b,c	6,500	2,600	2,600	8,600	ND<800	--	--	--	--
	4/28/2006	8.42	0.00	18.53	--	--	--	--	--	--	--	--	--	--
	5/31/2006	10.74	0.00	16.21	--	--	--	--	--	--	--	--	--	--
	6/26-27/2006	11.49	Sheen ^{Field}	15.46	37,000 b	2,700	810	1,100	3,500	ND<300	--	--	--	--
	7/26/2006	12.51	0.00	14.44	--	--	--	--	--	--	--	--	--	--
	8/25/2006	12.21	0.00	14.74	--	--	--	--	--	--	--	--	--	--
	9/28-29/2006	12.55	Sheen ^{Field & Lab}	14.40	81,000 b,c	8,200	1,500	3,100	8,700	ND<500	--	--	--	--
	10/26/2006	13.32	0.00	13.63	--	--	--	--	--	--	--	--	--	--
	11/28/2006	12.70	0.00	14.25	--	--	--	--	--	--	--	--	--	--
	12/21-22/2006	9.82	Sheen ^{Field & Lab}	17.13	79,000 b,c	8,700	1,500	2,500	7,600	ND<1,000	--	--	--	--
	1/25/2007	12.97	0.00	13.98	--	--	--	--	--	--	--	--	--	--
	2/23/2007	8.51	0.00	18.44	--	--	--	--	--	--	--	--	--	--
	3/26-27/2007	10.65	Sheen ^{Field}	16.30	79,000 b,c	8,300	1,500	3,000	8,800	ND<1,000	--	--	--	--
	4/26/2007	9.60	0.00	17.35	--	--	--	--	--	--	--	--	--	--
	5/29/2007	12.61	0.00	14.34	--	--	--	--	--	--	--	--	--	--
	6/19-20/2007	12.15	Sheen ^{Field & Lab}	14.80	28,000 b,c	2,500	300	1,000	3,000	ND<400 (ND<5.0 h)	--	--	--	--
	7/24/2007	12.56	0.00	14.39	--	--	--	--	--	--	--	--	--	--
	8/27/2007	12.97	0.00	13.98	--	--	--	--	--	--	--	--	--	--
	9/26-27/2007	13.10	Sheen ^{Field & Lab}	13.85	68,000 b,c	4,400	620	2,500	7,600	ND<1,000 (ND<17 h)	--	--	--	--
	10/30/2007	13.14	0.01	13.82	--	--	--	--	--	--	--	--	--	--
	11/29/2007	13.16	0.01	13.80	--	--	--	--	--	--	--	--	--	--
	12/19-20/2007	10.04	Sheen ^{Field & Lab}	16.91	43,000 b,c	4,500	490	2,100	6,700	ND<500	--	--	--	--
	1/17/2008	10.30	0.00	16.65	--	--	--	--	--	--	--	--	--	--
	2/15/2008	10.59	0.00	16.36	--	--	--	--	--	--	--	--	--	--
	3/17-18/2008	10.83	0.00	16.12	52,000 b,c	2,500	270	1,300	3,000	ND<350	--	--	--	--
	4/11/2008	12.81	0.00	14.14	--	--	--	--	--	--	--	--	--	--
	5/8/2008	13.02	0.01	13.94	--	--	--	--	--	--	--	--	--	--
	6/12/2008	12.25	Sheen ^{Field & Lab}	14.70	44,000 b,c	3,000	240	1,400	4,300	<250	--	--	--	--
	7/16/2008	13.55	0.01	13.41	--	--	--	--	--	--	--	--	--	--
	8/20/2008	13.66	0.01	13.30	--	--	--	--	--	--	--	--	--	--
	9/17-18/2008	13.24	0.01	13.72	30,000 b,c	2,100	170	1,200	4,000	ND<100 (ND<5.0 h)	--	--	--	--
	10/23/2008	13.60	0.01	13.36	--	--	--	--	--	--	--	--	--	--

TABLE 2

GROUNDWATER ELEVATION AND ANALYTICAL DATA
CREDIT WORLD AUTO SALES
2345 INTERNATIONAL BOULEVARD
OAKLAND, CALIFORNIA

Well ID TOC	Date Sampled	Depth to Groundwater (feet below)	SPH Thickness (feet)	Groundwater Elevation (feet above msl)	TPHg (µg/L)	Benzene (µg/L)	Toluene (µg/L)	Ethylbenzene (µg/L)	Xylenes (µg/L)	MTBE (µg/L)	TAME (µg/L)	TBA (µg/L)	DIPE (µg/L)	ETBE (µg/L)
MW-1A cont.	11/26/2008	13.26	0.01	13.70	--	--	--	--	--	--	--	--	--	--
	12/8-9/2008	12.41	Sheen ^{Field & Lab}	14.54	31,000 b,c	2,800	180	1,200	3,400	ND<500	--	--	--	--
	1/26/2009	10.50	0.00	16.45	--	--	--	--	--	--	--	--	--	--
	2/23/2009	10.11	0.00	16.84	--	--	--	--	--	--	--	--	--	--
	3/11/2009	7.23	0.00*	19.72	--	--	--	--	--	--	--	--	--	--
	4/16/2009	11.48	0.01	15.48	--	--	--	--	--	--	--	--	--	--
	6/11-12/2009	11.89	Sheen ^{Lab}	15.06	61,000 b	4,200	240	2,300	6,500	ND<250	--	--	--	--
	9/23-24/2009	12.70	0.03	14.27	--	--	--	--	--	--	--	--	--	--
	3/22-23/2010	9.18	Sheen ^{Lab}	17.77	85,000 b,c	6,400	280	3,300	8,300	ND<1,200	--	--	--	--
	9/27-28/2010	12.15	0.12	14.90	--	--	--	--	--	--	--	--	--	--
MW-1B 26.85	9/29/2005	13.62	0.00	13.23	--	--	--	--	--	--	--	--	--	--
	12/29-30/2005	10.38	0.00	16.47	1,200 b	19	2.5	0.91	2.7	ND<5.0	--	--	--	--
	3/27-28/2006	10.54	0.00	16.31	950 b,d	2.0	1.3	0.54	ND<0.5	ND<5.0	--	--	--	--
	4/28/2006	11.15	0.00	15.70	--	--	--	--	--	--	--	--	--	--
	5/31/2006	12.40	0.00	14.45	--	--	--	--	--	--	--	--	--	--
	6/26-27/2006	12.80	0.00	14.05	480 b	0.80	2.1	ND<0.5	1.0	ND<10	--	--	--	--
	7/26/2006	13.20	0.00	13.65	--	--	--	--	--	--	--	--	--	--
	8/25/2006	13.42	0.00	13.43	--	--	--	--	--	--	--	--	--	--
	9/28-29/2006	13.50	0.00	13.35	420 d	ND<0.5	3.0	1.2	1.1	ND<5.0	--	--	--	--
	10/26/2006	13.74	0.00	13.11	--	--	--	--	--	--	--	--	--	--
	11/28/2006	13.18	0.00	13.67	--	--	--	--	--	--	--	--	--	--
	12/21-22/2006	12.20	0.00	14.65	250 d	ND<0.5	2.1	ND<0.5	0.83	ND<5.0	--	--	--	--
	1/25/2007	14.09	0.00	12.76	--	--	--	--	--	--	--	--	--	--
	2/23/2007	11.73	0.00	15.12	--	--	--	--	--	--	--	--	--	--
	3/26-27/2007	12.82	0.00	14.03	220 d	ND<0.5	2.4	ND<0.5	ND<0.5	ND<5.0	--	--	--	--
	4/26/2007	12.20	0.00	14.65	--	--	--	--	--	--	--	--	--	--
	5/29/2007	12.75	0.00	14.10	--	--	--	--	--	--	--	--	--	--
	6/19-20/2007	13.62	0.00	13.23	200 d	ND<0.5	1.6	ND<0.5	ND<0.5	ND<5.0	--	--	--	--
	7/24/2007	14.29	0.00	12.56	--	--	--	--	--	--	--	--	--	--
	8/27/2007	14.21	0.00	12.64	--	--	--	--	--	--	--	--	--	--
9/26-27/2007	14.27	0.00	12.58	160 d	ND<0.5	1.6	ND<0.5	0.63	ND<5.0	--	--	--	--	
10/30/2007	13.72	0.00	13.13	--	--	--	--	--	--	--	--	--	--	
11/29/2007	13.61	0.00	13.24	--	--	--	--	--	--	--	--	--	--	
12/19-20/2007	12.22	0.00	14.63	140 d	ND<0.5	1.4	ND<0.5	1.6	ND<5.0	--	--	--	--	
1/17/2008	12.27	0.00	14.58	--	--	--	--	--	--	--	--	--	--	
2/15/2008	11.68	0.00	15.17	--	--	--	--	--	--	--	--	--	--	
3/17-18/2008	12.50	0.00	14.35	120 b	0.66	1.1	ND<0.5	0.79	ND<5.0	--	--	--	--	
4/11/2008	16.18	0.00	10.67	--	--	--	--	--	--	--	--	--	--	
5/8/2008	15.35	0.00	11.50	--	--	--	--	--	--	--	--	--	--	

TABLE 2

**GROUNDWATER ELEVATION AND ANALYTICAL DATA
CREDIT WORLD AUTO SALES
2345 INTERNATIONAL BOULEVARD
OAKLAND, CALIFORNIA**

Well ID TOC	Date Sampled	Depth to Groundwater (feet below)	SPH Thickness (feet)	Groundwater Elevation (feet above msl)	TPHg (µg/L)	Benzene (µg/L)	Toluene (µg/L)	Ethylbenzene (µg/L)	Xylenes (µg/L)	MTBE (µg/L)	TAME (µg/L)	TBA (µg/L)	DIPE (µg/L)	ETBE (µg/L)
MW-1B cont.	6/12/2008	13.70	0.00	13.15	<50	<0.5	<0.5	<0.5	<0.5	<5.0	--	--	--	--
	7/16/2008	14.16	0.00	12.69	--	--	--	--	--	--	--	--	--	--
	8/20/2008	14.27	0.00	12.58	--	--	--	--	--	--	--	--	--	--
	9/17-18/2008	14.21	0.00	12.64	54 d	ND<0.5	ND<0.5	ND<0.5	ND<0.5	ND<5	--	--	--	--
	10/23/2008	14.57	0.00	12.28	--	--	--	--	--	--	--	--	--	--
	11/26/2008	14.08	0.00	12.77	--	--	--	--	--	--	--	--	--	--
	12/8/2008	13.63	0.00	13.22	ND<50	ND<0.5	ND<0.5	ND<0.5	ND<0.5	ND<5	--	--	--	--
	1/26/2009	12.35	0.00	14.50	--	--	--	--	--	--	--	--	--	--
	2/23/2009	11.98	0.00	14.87	--	--	--	--	--	--	--	--	--	--
	3/11/2009	11.10	0.00	15.75	ND<50	ND<0.5	ND<0.5	ND<0.5	ND<0.5	ND<5	--	--	--	--
	4/16/2009	13.69	0.00	13.16	--	--	--	--	--	--	--	--	--	--
	6/11-12/2009	13.02	0.00	13.83	ND<50 g	ND<0.5	ND<0.5	ND<0.5	ND<0.5	ND<5.0	--	--	--	--
	9/23-24-2009	13.75	0.00	13.10	ND<50	ND<0.5	ND<0.5	ND<0.5	ND<0.5	ND<5.0	--	--	--	--
	3/22-23/2010	12.08	0.00	14.77	ND<50	ND<0.5	ND<0.5	ND<0.5	ND<0.5	ND<5.0	--	--	--	--
9/27-28/2010	13.41	0.00	13.44	ND<50	ND<0.5	ND<0.5	ND<0.5	ND<0.5	ND<5.0	--	--	--	--	
MW-2 26.16 ^a	8/23/1991	13.77	0.00	12.15	10,000	ND<5	ND<5	ND<5	ND<5	--	--	--	--	--
	4/16/1992	15.38	2.81	12.79	--	--	--	--	--	--	--	--	--	--
	6/11/1993	13.19	0.00	12.98	--	--	--	--	--	--	--	--	--	--
	8/17/1993	14.04	0.01	12.13	49,000	94	240	250	980	--	--	--	--	--
	3/28/1994	13.61	0.54	12.98	14,000	4,200	ND<250	910	1,400	--	--	--	--	--
	6/27/1994	14.24	0.80	12.56	24,000	4,400	72	1,100	1,700	--	--	--	--	--
	9/16/1994	17.82	4.46	11.91	40,000	2,300	250	2,000	4,100	--	--	--	--	--
	3/31/1995	16.72	7.44	15.39	28,000	4,000	ND<120	1,100	1,400	--	--	--	--	--
	6/28/1995	13.50	0.73	13.24	40,000	2,700	130	1,700	2,900	--	--	--	--	--
	9/28/1995	14.63	0.54	11.96	7,500	420	14	250	190	ND<62	--	--	--	--
	12/26/1995	12.58	0.90	14.30	22,000	1,300	88	950	1,800	ND<250	--	--	--	--
	3/22/1996	11.46	0.15	14.82	9,800	2,200	ND<120	400	ND<380	ND<1,200	--	--	--	--
	6/20/1996	13.08	0.37	13.38	35,000	770	ND<0.50	240	ND<0.50	550	--	--	--	--
	9/30/1996	16.67	3.75	12.49	58,000	1,600	230	2,200	4,000	ND<5.0	--	--	--	--
	12/27/1996	15.74	7.57	16.48	29,000	2,100	ND<0.50	1,200	1,800	ND<5.0	--	--	--	--
	3/7/1997	12.55	0.00	13.61	13,000	1,300	37	290	180	ND<5.0	--	--	--	--
	6/28/1997	11.98	0.04	14.21	12,000	840	ND<0.50	640	360	ND<5.0	--	--	--	--
	9/18/1997	13.44	0.00	12.72	12,000	680	ND<0.50	320	84	ND<5.0	--	--	--	--
	12/30/1997	11.31	0.00	14.85	13,000	1,100	40	350	220	ND<5.0	--	--	--	--
3/25/1998	10.02	0.00	16.14	8,100	1,300	51	410	230	670	--	--	--	--	
6/29/1998	11.96	0.00	14.20	12,000	880	13	180	72	430	--	--	--	--	
10/2/1998	13.74	0.00	12.42	47,000	140	100	110	200	ND<0.50	--	--	--	--	
12/10/1998	12.91	2.10	14.93	26,000	1,000	210	1,500	1,900	ND<1,000	--	--	--	--	
3/26/1999	9.06	0.20	17.26	110,000	190	150	120	380	ND<0.50	--	--	--	--	

TABLE 2

GROUNDWATER ELEVATION AND ANALYTICAL DATA
 CREDIT WORLD AUTO SALES
 2345 INTERNATIONAL BOULEVARD
 OAKLAND, CALIFORNIA

Well ID TOC	Date Sampled	Depth to Groundwater (feet below)	SPH Thickness (feet)	Groundwater Elevation (feet above msl)	TPHg (µg/L)	Benzene (µg/L)	Toluene (µg/L)	Ethylbenzene (µg/L)	Xylenes (µg/L)	MTBE (µg/L)	TAME (µg/L)	TBA (µg/L)	DIPE (µg/L)	ETBE (µg/L)	
MW-2 cont.	6/11/1999	12.18	0.00	13.98	190,000	310	250	320	540	ND<0.50	--	--	--	--	
	9/15/1999	15.59	3.00	12.97	25,000	720	ND<100	1,300	1,600	ND<1,000	--	--	--	--	
	12/28/1999	16.81	4.50	12.95	75,000	130	98	130	230	ND<0.50	--	--	--	--	
	6/13/2001	14.84	3.15	10.84	--	--	--	--	--	--	--	--	--	--	
	6/20/2002	14.80	0.70	8.92	53,000	2,200	140	3,300	3,000	ND<1,000	--	--	--	--	
	10/21/2002	16.98	0.24	6.37	--	--	--	--	--	--	--	--	--	--	
	12/27/2002	13.58	0.43	9.92	--	--	--	--	--	--	--	--	--	--	
	3/23/2003	15.49	0.29	10.66	--	--	--	--	--	--	--	--	--	--	
	5/29/2003	16.08	0.44	10.19	--	--	--	--	--	--	--	--	--	--	
	9/26/2003	17.14	0.87	9.48	--	--	--	--	--	--	--	--	--	--	
	12/4/2003	16.75	1.01	9.98	--	--	--	--	--	--	--	--	--	--	
	3/12/2004	11.19	2.14	16.44	--	--	--	--	--	--	--	--	--	--	
	6/18/2004	12.66	0.87	13.96	--	--	--	--	--	--	--	--	--	--	
	9/23/2004	15.39	0.10	10.85	--	--	--	--	--	--	--	--	--	--	
	12/10/2004	14.81	0.41	11.68	--	--	--	--	--	--	--	--	--	--	
	2/9/2005	10.95	0.77	15.83	--	--	--	--	--	--	--	--	--	--	
3/25/2005	7.83	0.08	18.39	--	--	--	--	--	--	--	--	--	--		
6/24/2005	11.73	0.85	15.11	--	--	--	--	--	--	--	--	--	--		
←-----					8/9/2005 - Well MW-2 reconstructed as well MW-2A										-----→
MW-2A 25.82	9/29/2005	10.95	0.00	14.87	--	--	--	--	--	--	--	--	--	--	
	12/29-30/2005	5.41	Sheen ^{Field}	20.41	14,000 b,c	610	21	1,500	320	ND<90	--	--	--	--	
	3/27-28/2006	5.04	0.00	20.78	18,000 b	500	21	900	180	ND<100	--	--	--	--	
	4/28/2006	6.92	0.00	18.90	--	--	--	--	--	--	--	--	--	--	
	5/31/2006	8.85	0.00	16.97	--	--	--	--	--	--	--	--	--	--	
	6/26-27/2006	9.75	Sheen ^{Field}	16.07	19,000 b	810	27	1,600	260	ND<100	--	--	--	--	
	7/26/2006	10.44	0.00	15.38	--	--	--	--	--	--	--	--	--	--	
	8/25/2006	10.80	0.00	15.02	--	--	--	--	--	--	--	--	--	--	
	9/28-29/2006	10.93	Sheen ^{Field}	14.89	23,000 b	980	20	1,700	260	ND<180	--	--	--	--	
	10/26/2006	11.15	0.00	14.67	--	--	--	--	--	--	--	--	--	--	
	11/28/2006	9.73	0.00	16.09	--	--	--	--	--	--	--	--	--	--	
	12/21-22/2006	7.77	Sheen ^{Field & Lab}	18.05	24,000 b,c	660	23	1,900	280	ND<200	--	--	--	--	
	1/25/2007	10.20	0.00	15.62	--	--	--	--	--	--	--	--	--	--	
	2/23/2007	6.98	0.00	18.84	--	--	--	--	--	--	--	--	--	--	
	3/26-27/2007	9.10	Sheen ^{Field & Lab}	16.72	28,000 b,c	610	20	1,800	270	ND<100	--	--	--	--	
	4/26/2007	7.68	0.00	18.14	--	--	--	--	--	--	--	--	--	--	
	5/29/2007	10.02	0.00	15.80	--	--	--	--	--	--	--	--	--	--	
	6/19-20/2007	10.66	Sheen ^{Field & Lab}	15.16	25,000 b,c	600	34	2,000	290	ND<250 (ND<2.5 h)	--	--	--	--	
	7/24/2007	11.11	0.00	14.71	--	--	--	--	--	--	--	--	--	--	
	8/27/2007	11.61	0.00	14.21	--	--	--	--	--	--	--	--	--	--	

TABLE 2

GROUNDWATER ELEVATION AND ANALYTICAL DATA
CREDIT WORLD AUTO SALES
2345 INTERNATIONAL BOULEVARD
OAKLAND, CALIFORNIA

Well ID TOC	Date Sampled	Depth to Groundwater (feet below)	SPH Thickness (feet)	Groundwater Elevation (feet above msl)	TPHg (µg/L)	Benzene (µg/L)	Toluene (µg/L)	Ethylbenzene (µg/L)	Xylenes (µg/L)	MTBE (µg/L)	TAME (µg/L)	TBA (µg/L)	DIPE (µg/L)	ETBE (µg/L)
MW-2A cont.	9/26-27/2007	11.69	Sheen ^{Field & Lab}	14.13	20,000 b,c	570	29	1,500	240	ND<100 (ND<2.5 h)	--	--	--	--
	10/30/2007	10.63	0.00	15.19	--	--	--	--	--	--	--	--	--	--
	11/29/2007	10.62	0.00	15.20	--	--	--	--	--	--	--	--	--	--
	12/19-20/2007	8.13	Sheen ^{Field & Lab}	17.69	28,000 b,c	730	42	2,500	330	ND<170	--	--	--	--
	1/17/2008	7.28	0.00	18.54	--	--	--	--	--	--	--	--	--	--
	2/15/2008	7.36	0.00	18.46	--	--	--	--	--	--	--	--	--	--
	3/17-18/2008	9.00	0.00	16.82	28,000 b	440	27	1,600	210	ND<140	--	--	--	--
	4/11/2008	9.89	0.00	15.93	--	--	--	--	--	--	--	--	--	--
	5/8/2008	10.45	0.00	15.37	--	--	--	--	--	--	--	--	--	--
	6/12/2008	10.95	Sheen ^{Field & Lab}	14.87	33,000 b,c	530	42	1,900	230	ND<100	--	--	--	--
	7/16/2008	11.29	0.00	14.53	--	--	--	--	--	--	--	--	--	--
	8/20/2008	11.55	0.00	14.27	--	--	--	--	--	--	--	--	--	--
	9/17-18/2008	11.78	Sheen ^{Field & Lab}	14.04	24,000 b,c	550	29	1,900	230	ND<250 (ND<5.0 h)	--	--	--	--
	10/23/2008	11.82	Sheen ^{Field}	14.00	--	--	--	--	--	--	--	--	--	--
	11/26/2008	10.55	Sheen ^{Field}	15.27	--	--	--	--	--	--	--	--	--	--
	12/8-9/2008	10.83	Sheen ^{Field & Lab}	14.99	27,000 b,c	480	28	2,000	220	ND<100	--	--	--	--
	1/26/2009	8.13	Sheen ^{Field}	17.69	--	--	--	--	--	--	--	--	--	--
	2/23/2009	7.95	Sheen ^{Field}	17.87	--	--	--	--	--	--	--	--	--	--
	3/11/2009	6.10	0.00*	19.72	--	--	--	--	--	--	--	--	--	--
	4/16/2009	9.02	0.00	16.80	--	--	--	--	--	--	--	--	--	--
6/11-12/2009	10.20	Sheen ^{Lab}	15.62	92,000 b	450	28	2,100	230	ND<100	--	--	--	--	
9/23-24/2009	11.15	0.05	14.71	--	--	--	--	--	--	--	--	--	--	
3/22-23/2010	7.10	0.00	18.72	9,900 b	100	9.2	260	40	ND<350	--	--	--	--	
9/27-28/2010	9.73	0.00	16.09	9,800 b,c	210	8.6	590	44	ND<50	--	--	--	--	
MW-3 27.57 ⁿ	8/23/1991	15.07	0.00	12.50	ND<5,000	ND<5	ND<5	ND<5	ND<5	--	--	--	--	--
	4/16/1992	14.14	0.16	13.56	--	--	--	--	--	--	--	--	--	--
	6/11/1993	14.28	0.00	13.30	--	--	--	--	--	--	--	--	--	--
	8/17/1993	15.77	0.00	11.80	9,600	4.1	17	28	54	--	--	--	--	--
	3/28/1994	14.35	0.00	13.22	8,400	2,400	56	67	200	--	--	--	--	--
	6/27/1994	14.77	0.00	12.80	9,900	3,300	ND<22	ND<25	73	--	--	--	--	--
	9/16/1994	15.42	0.05	12.19	16,000	2,300	80	620	240	--	--	--	--	--
	3/31/1995	12.98	0.46	14.96	16,000	2,800	70	ND<25	920	--	--	--	--	--
	6/28/1995	14.20	0.05	13.41	11,000	2,300	32	81	240	--	--	--	--	--
	9/28/1995	15.17	0.00	12.40	6,300	1,900	ND<42	200	ND<120	ND<420	--	--	--	--
	12/26/1995	13.33	0.06	14.29	25,000	3,800	97	94	1,600	ND<250	--	--	--	--
	3/22/1995	12.81	0.04	14.79	16,000	3,100	75	69	350	250	--	--	--	--
	6/20/1996	13.95	0.07	13.68	8,500	1,400	28	140	15	220	--	--	--	--
	9/24/1996	14.86	0.04	12.74	12,000	2,400	87	340	110	ND<5.0	--	--	--	--
12/27/1996	11.04	0.06	16.58	5,800	1,700	28	ND<0.50	42	240	--	--	--	--	

TABLE 2

GROUNDWATER ELEVATION AND ANALYTICAL DATA
 CREDIT WORLD AUTO SALES
 2345 INTERNATIONAL BOULEVARD
 OAKLAND, CALIFORNIA

Well ID TOC	Date Sampled	Depth to Groundwater (feet below)	SPH Thickness (feet)	Groundwater Elevation (feet above msl)	TPHg (µg/L)	Benzene (µg/L)	Toluene (µg/L)	Ethylbenzene (µg/L)	Xylenes (µg/L)	MTBE (µg/L)	TAME (µg/L)	TBA (µg/L)	DIPE (µg/L)	ETBE (µg/L)
MW-3 cont.	3/10/1997	13.80	0.00	13.77	9,000	1,700	ND<0.50	110	ND<0.50	ND<5.0	--	--	--	--
	6/28/1997	13.72	0.06	13.90	15,000	2,200	ND<0.50	160	190	ND<5.0	--	--	--	--
	9/18/1997	14.76	0.00	12.81	28,000	3,800	ND<0.50	100	ND<0.50	ND<5.0	--	--	--	--
	12/30/1997	12.97	0.00	14.60	21,000	2,200	ND<0.50	31	ND<0.50	300	--	--	--	--
	3/24/1998	11.75	0.00	15.82	2,300	870	7.2	20	ND<0.50	85	--	--	--	--
	6/29/1998	13.38	0.00	14.19	6,500	1,300	12	62	14	140	--	--	--	--
	10/2/1998	14.42	0.00	13.15	11,000	31	27	35	69	ND<0.50	--	--	--	--
	12/10/1998	12.55	0.00	15.02	ND<2,500	2,800	68	42	55	ND<250	--	--	--	--
	3/26/1999	10.54	0.00	17.03	10,000	21	14	10	41	ND<0.50	--	--	--	--
	6/15/1999	13.91	0.00	13.66	87,000	90	71	92	180	ND<0.50	--	--	--	--
	9/15/1999	14.70	0.00	12.87	8,700	2,100	71	110	66	ND<100	--	--	--	--
	12/28/1999	15.16	0.25	12.61	4,300	7.7	5.2	7.2	13	ND<0.50	--	--	--	--
	6/13/2001	14.70	0.40	13.19	8,400	1,300	25	64	32	ND<20	--	--	--	--
	6/20/2002	14.68	0.02	12.91	7,800	1,100	23	66	15	ND<50	--	--	--	--
	12/27/2002	11.37	0.17	16.34	--	--	--	--	--	--	--	--	--	--
	3/23/2003	--	--	--	--	--	--	--	--	--	--	--	--	--
	5/29/2003	13.99	0.08	13.64	--	--	--	--	--	--	--	--	--	--
	9/26/2003	14.51	0.05	13.10	--	--	--	--	--	--	--	--	--	--
	12/4/2003	14.28	0.10	13.37	--	--	--	--	--	--	--	--	--	--
	3/12/2004	11.95	0.42	15.96	--	--	--	--	--	--	--	--	--	--
6/18/2004	13.33	0.55	14.68	--	--	--	--	--	--	--	--	--	--	
9/23/2004	16.17	0.02	11.42	--	--	--	--	--	--	--	--	--	--	
12/10/2004	16.51	0.10	11.14	--	--	--	--	--	--	--	--	--	--	
2/9/2005	13.98	0.33	13.85	--	--	--	--	--	--	--	--	--	--	
3/25/2005	11.29	0.16	16.41	--	--	--	--	--	--	--	--	--	--	
6/24/2005	13.47	0.09	14.17	--	--	--	--	--	--	--	--	--	--	
←-----					8/10/2005 - Well MW-3 reconstructed as well MW-3A					-----→				
MW-3A	9/29/2005	12.52	0.00	14.18	--	--	--	--	--	--	--	--	--	--
26.70	12/29-30/2005	5.37	0.00	21.33	5,600 b	420	5.5	210	140	ND<50	--	--	--	--
	3/27-28/2006	5.59	0.00	21.11	8,200 b	210	4.4	120	150	ND<25 (ND<1.0)	ND<1.0	ND<10	ND<1.0	ND<1.0
	4/28/2006	7.94	0.00	18.76	--	--	--	--	--	--	--	--	--	--
	5/31/2006	10.82	0.00	15.88	--	--	--	--	--	--	--	--	--	--
	6/26-27/2006	11.63	0.00	15.07	8,600 b	190	ND<5.0	120	170	ND<50 (ND<1.0)	ND<1.0	ND<10	ND<1.0	ND<1.0
	7/26/2006	12.00	0.00	14.70	--	--	--	--	--	--	--	--	--	--
	8/25/2006	12.35	0.00	14.35	--	--	--	--	--	--	--	--	--	--
	9/28-29/2006	12.60	Sheen ^{Field}	14.10	11,000 b	250	3.5	ND<1.7	62	ND<100 (ND<1.0)	ND<1.0	ND<10	ND<1.0	ND<1.0
	10/26/2006	12.81	0.00	13.89	--	--	--	--	--	--	--	--	--	--
	11/28/2006	10.42	0.00	16.28	--	--	--	--	--	--	--	--	--	--
	12/21-22/2006	8.94	Sheen ^{Field}	17.76	7,900 b	48	ND<5.0	65	130	ND<50 (ND<0.5)	ND<0.5	ND<5.0	ND<0.5	ND<0.5

TABLE 2

**GROUNDWATER ELEVATION AND ANALYTICAL DATA
CREDIT WORLD AUTO SALES
2345 INTERNATIONAL BOULEVARD
OAKLAND, CALIFORNIA**

Well ID TOC	Date Sampled	Depth to Groundwater (feet below)	SPH Thickness (feet)	Groundwater Elevation (feet above msl)	TPHg (µg/L)	Benzene (µg/L)	Toluene (µg/L)	Ethylbenzene (µg/L)	Xylenes (µg/L)	MTBE (µg/L)	TAME (µg/L)	TBA (µg/L)	DIPE (µg/L)	ETBE (µg/L)
MW-3A cont.	1/25/2007	11.73	0.00	14.97	--	--	--	--	--	--	--	--	--	--
	2/23/2007	7.30	0.00	19.40	--	--	--	--	--	--	--	--	--	--
	3/26-27/2007	10.74	Sheen ^{Field}	15.96	7,000 b	34	ND<2.5	37	93	ND<120 (ND<0.5)	ND<0.5	ND<5.0	ND<0.5	ND<0.5
	4/26/2007	8.90	0.00	17.80	--	--	--	--	--	--	--	--	--	--
	5/29/2007	11.68	0.00	15.02	--	--	--	--	--	--	--	--	--	--
	6/19-20/2007	12.30	Sheen ^{Lab}	14.40	13,000 b,c	61	19	180	290	ND<50 (ND<1.0)	ND<1.0	ND<10	ND<1.0	ND<1.0
	7/24/2007	12.61	0.00	14.09	--	--	--	--	--	--	--	--	--	--
	8/27/2007	13.03	0.00	13.67	--	--	--	--	--	--	--	--	--	--
	9/26-27/2007	13.03	Sheen ^{Field}	13.67	8,000 b	240	ND<2.5	31	65	ND<25 (ND<5.0)	ND<5.0	ND<50	ND<5.0	ND<5.0
	10/30/2007	12.03	0.00	14.67	--	--	--	--	--	--	--	--	--	--
	11/29/2007	12.19	0.00	14.51	--	--	--	--	--	--	--	--	--	--
	12/19-20/2007	8.02	Sheen ^{Field}	18.68	5,600 b	28	3.9	53	120	ND<17 (ND<5.0)	ND<5.0	ND<50	ND<5.0	ND<5.0
	1/17/2008	8.04	0.00	18.66	--	--	--	--	--	--	--	--	--	--
	2/15/2008	8.52	0.00	18.18	--	--	--	--	--	--	--	--	--	--
	3/17-18/2008	10.57	0.00	16.13	5,500 b	19	ND<17	66	86	ND<170 (ND<5.0)	ND<5.0	ND<20	ND<5.0	ND<5.0
	4/11/2008	11.29	0.00	15.41	--	--	--	--	--	--	--	--	--	--
	5/8/2008	11.87	0.00	14.83	--	--	--	--	--	--	--	--	--	--
	6/12/2008	12.38	Sheen ^{Lab}	14.32	7,600 b,c	94	4.5	8.3	68	ND<25 (ND<0.5)	ND<0.5	ND<2.0	ND<0.5	ND<0.5
	7/16/2008	12.87	0.00	13.83	--	--	--	--	--	--	--	--	--	--
	8/20/2008	13.02	0.00	13.68	--	--	--	--	--	--	--	--	--	--
	9/17-18/2008	13.31	Sheen ^{Field}	13.39	7,900 b	340	3.8	29.0	37	ND<25 (ND<1.7 h)	ND<1.7	ND<6.7	ND<1.7	ND<1.7
	10/23/2008	13.35	0.00	13.35	--	--	--	--	--	--	--	--	--	--
	11/26/2008	12.09	0.00	14.61	--	--	--	--	--	--	--	--	--	--
12/8-9/2008	12.27	Sheen ^{Field}	14.43	5,100 b	55	5.5	ND<5.0	32	ND<50 (ND<1.7)	ND<1.7	13	ND<1.7	ND<1.7	
1/26/2009	9.35	0.00	17.35	--	--	--	--	--	--	--	--	--	--	
2/23/2009	8.91	0.00	17.79	--	--	--	--	--	--	--	--	--	--	
3/11-12/2009	6.15	Sheen ^{Field & Lab}	20.55	4,500 d,i,c	ND<5.0	7.8	6.3	9.6	ND<50 (ND<5.0)	ND<5.0	ND<20	ND<5.0	ND<5.0	
4/16/2009	10.61	0.00	16.09	--	--	--	--	--	--	--	--	--	--	
6/11-12/2009	11.77	Sheen ^{Lab}	14.93	4,000 b	15	ND<2.5	21.0	15.0	ND<25 (ND<0.5)	ND<0.5	ND<2.0	ND<0.5	ND<0.5	
9/23-24/2009	12.74	0.00	13.96	680 b	7.9	1.7	ND<1.0	ND<1.0	ND<10 (ND<0.5)	ND<0.5	17	ND<0.5	ND<0.5	
3/22-23/2010	8.69	0.00	18.01	ND<50	ND<0.5	ND<0.5	ND<0.5	ND<0.5	ND<5.0 (ND<0.5)	ND<0.5	ND<2.0	ND<0.5	ND<0.5	
9/27-28/2010	12.40	0.00	14.30	640 b	13	0.75	22	1.7	ND<5.0 (ND<0.5)	ND<0.5	ND<2.0	ND<0.5	ND<0.5	
TMW-4 26.50 ^a	8/17/1993	13.26	0.00	13.24	150	ND<0.50	0.8	1.4	3.7	--	--	--	--	--
	3/28/1994	12.40	0.00	14.10	ND<50	ND<0.50	ND<0.50	ND<0.50	ND<1.5	--	--	--	--	--
	6/27/1994	12.84	0.00	13.66	ND<50	ND<0.50	ND<0.50	ND<0.50	ND<1.5	--	--	--	--	--
	9/16/1994	13.58	0.00	12.92	ND<50	ND<0.50	ND<0.50	ND<0.50	ND<1.5	--	--	--	--	--
	3/31/1995	10.23	0.00	16.27	ND<50	ND<0.50	ND<0.50	ND<0.50	ND<1.5	--	--	--	--	--
	6/28/1995	12.21	0.00	14.29	ND<50	ND<0.50	ND<0.50	ND<0.50	ND<1.5	--	--	--	--	--
9/28/1995	13.38	0.00	13.12	ND<50	ND<0.50	ND<0.50	ND<0.50	ND<1.5	ND<5.0	--	--	--	--	

TABLE 2

GROUNDWATER ELEVATION AND ANALYTICAL DATA
 CREDIT WORLD AUTO SALES
 2345 INTERNATIONAL BOULEVARD
 OAKLAND, CALIFORNIA

Well ID TOC	Date Sampled	Depth to Groundwater (feet below)	SPH Thickness (feet)	Groundwater Elevation (feet above msl)	TPHg (µg/L)	Benzene (µg/L)	Toluene (µg/L)	Ethylbenzene (µg/L)	Xylenes (µg/L)	MTBE (µg/L)	TAME (µg/L)	TBA (µg/L)	DIPE (µg/L)	ETBE (µg/L)	
TMW-4 cont.	12/26/1995	11.32	0.00	15.18	ND<50	ND<0.50	ND<0.50	ND<0.50	ND<1.5	ND<5.0	--	--	--	--	
	3/22/1996	10.54	0.00	15.96	ND<50	ND<0.50	ND<0.50	ND<0.50	ND<1.5	ND<5.0	--	--	--	--	
	6/20/1996	12.14	0.00	14.36	ND<50	ND<0.50	ND<0.50	ND<0.50	ND<0.50	ND<5.0	--	--	--	--	
	9/24/1996	13.01	0.00	13.49	ND<50	ND<0.50	ND<0.50	ND<0.50	ND<0.50	ND<5.0	--	--	--	--	
	12/27/1996	9.51	0.00	16.99	ND<50	ND<0.50	ND<0.50	ND<0.50	ND<0.50	ND<5.0	--	--	--	--	
	3/10/1997	11.92	0.00	14.58	ND<50	ND<0.50	ND<0.50	ND<0.50	ND<0.50	ND<5.0	--	--	--	--	
	6/27/1997	10.70	0.00	15.80	ND<50	ND<0.50	ND<0.50	ND<0.50	ND<0.50	ND<5.0	--	--	--	--	
	9/18/1997	12.94	0.00	13.56	ND<50	ND<0.50	ND<0.50	ND<0.50	ND<0.50	ND<5.0	--	--	--	--	
	12/30/1997	10.92	0.00	15.58	ND<50	ND<0.50	ND<0.50	ND<0.50	ND<0.50	ND<5.0	--	--	--	--	
	3/25/1998	9.60	0.00	16.90	ND<50	ND<0.50	ND<0.50	ND<0.50	ND<0.50	ND<5.0	--	--	--	--	
	6/29/1998	11.32	0.00	15.18	ND<50	ND<0.50	ND<0.50	ND<0.50	ND<0.50	ND<5.0	--	--	--	--	
	10/2/1998	12.56	0.00	13.94	ND<50	ND<0.50	ND<0.50	ND<0.50	ND<0.50	ND<0.50	ND<5.0	--	--	--	--
	12/10/1998	10.44	0.00	16.06	ND<50	ND<0.50	ND<0.50	ND<0.50	ND<0.50	ND<0.50	ND<5.0	--	--	--	--
	3/26/1999	9.38	0.00	17.12	ND<50	ND<0.50	ND<0.50	ND<0.50	ND<0.50	ND<0.50	ND<5.0	--	--	--	--
	6/15/1999	11.58	0.00	14.92	ND<50	ND<0.50	ND<0.50	ND<0.50	ND<0.50	ND<0.50	ND<5.0	--	--	--	--
	9/15/1999	12.89	0.00	13.61	ND<50	ND<0.50	ND<0.50	ND<0.50	ND<0.50	ND<0.50	ND<5.0	--	--	--	--
	12/28/1999	12.92	0.00	13.58	ND<50	ND<0.50	ND<0.50	ND<0.50	ND<0.50	ND<0.50	ND<5.0	--	--	--	--
	10/21/2002	12.70	0.00	13.80	--	--	--	--	--	--	--	--	--	--	--
	12/27/2002	9.07	0.12	17.53	--	--	--	--	--	--	--	--	--	--	--
	3/23/2003	10.73	0.03	15.79	--	--	--	--	--	--	--	--	--	--	--
	5/29/2003	12.50	0.02	14.02	--	--	--	--	--	--	--	--	--	--	--
	9/26/2003	13.27	0.06	13.28	--	--	--	--	--	--	--	--	--	--	--
	12/4/2003	13.07	0.10	13.51	--	--	--	--	--	--	--	--	--	--	--
	3/12/2004	9.82	0.02	16.70	--	--	--	--	--	--	--	--	--	--	--
6/18/2004	10.49	0.03	16.03	--	--	--	--	--	--	--	--	--	--	--	
9/23/2004	13.29	0.01	13.22	--	--	--	--	--	--	--	--	--	--	--	
12/10/2004	12.75	0.01	13.76	--	--	--	--	--	--	--	--	--	--	--	
2/9/2005	9.95	0.02	16.57	--	--	--	--	--	--	--	--	--	--	--	
3/25/2005	8.13	0.02	18.39	--	--	--	--	--	--	--	--	--	--	--	
6/24/2005	10.40	0.00	16.10	ND<50	ND<0.5	ND<0.5	ND<0.5	ND<0.5	ND<0.5	ND<5.0	--	--	--	--	
←-----					8/9/2005 - Well TMW-4 reconstructed as well TMW-4A ----->										
TMW-4A 26.42	9/29/2005	10.00	0.00	16.42	--	--	--	--	--	--	--	--	--	--	
	12/29/2005	5.03	0.00	21.39	ND<50	ND<0.5	ND<0.5	ND<0.5	0.68	ND<5.0	--	--	--	--	
	3/27/2006	4.63	0.00	21.79	ND<50	ND<0.5	ND<0.5	ND<0.5	ND<0.5	ND<5.0	--	--	--	--	
	4/28/2006	5.70	0.00	20.72	--	--	--	--	--	--	--	--	--	--	--
	5/31/2006	7.48	0.00	18.94	--	--	--	--	--	--	--	--	--	--	--
	6/26/2006	8.41	0.00	18.01	ND<50	ND<0.5	ND<0.5	ND<0.5	ND<0.5	ND<5.0	--	--	--	--	--
	7/26/2006	9.11	0.00	17.31	--	--	--	--	--	--	--	--	--	--	--
	8/25/2006	9.51	0.00	16.91	--	--	--	--	--	--	--	--	--	--	--

TABLE 2

GROUNDWATER ELEVATION AND ANALYTICAL DATA
CREDIT WORLD AUTO SALES
2345 INTERNATIONAL BOULEVARD
OAKLAND, CALIFORNIA

Well ID TOC	Date Sampled	Depth to Groundwater (feet below)	SPH Thickness (feet)	Groundwater Elevation (feet above msl)	TPHg (µg/L)	Benzene (µg/L)	Toluene (µg/L)	Ethylbenzene (µg/L)	Xylenes (µg/L)	MTBE (µg/L)	TAME (µg/L)	TBA (µg/L)	DIPE (µg/L)	ETBE (µg/L)
TMW-4A cont.	9/28-29/2006	9.85	0.00	16.57	ND<50	ND<0.5	ND<0.5	ND<0.5	ND<0.5	ND<5.0	--	--	--	--
	10/26/2006	9.91	0.00	16.51	--	--	--	--	--	--	--	--	--	--
	11/28/2006	9.46	0.00	16.96	--	--	--	--	--	--	--	--	--	--
	12/21-22/2006	8.32	0.00	18.10	ND<50	ND<0.5	ND<0.5	ND<0.5	ND<0.5	ND<5.0	--	--	--	--
	1/25/2007	9.24	0.00	17.18	--	--	--	--	--	--	--	--	--	--
	2/23/2007	6.90	0.00	19.52	--	--	--	--	--	--	--	--	--	--
	3/26-27/2007	7.56	0.00	18.86	ND<50	ND<0.5	ND<0.5	ND<0.5	ND<0.5	ND<5.0	--	--	--	--
	4/26/2007	6.96	0.00	19.46	--	--	--	--	--	--	--	--	--	--
	5/29/2007	7.59	0.00	18.83	--	--	--	--	--	--	--	--	--	--
	6/19-20/2007	9.43	0.00	16.99	ND<50	ND<0.5	ND<0.5	ND<0.5	ND<0.5	ND<5.0	--	--	--	--
	7/24/2007	10.01	0.00	16.41	--	--	--	--	--	--	--	--	--	--
	8/27/2007	10.48	0.00	15.94	--	--	--	--	--	--	--	--	--	--
	9/26-27/2007	10.71	0.00	15.71	ND<50	ND<0.5	ND<0.5	ND<0.5	ND<0.5	ND<5.0	--	--	--	--
	10/30/2007	9.44	0.00	16.98	--	--	--	--	--	--	--	--	--	--
	11/29/2007	9.46	0.00	16.96	--	--	--	--	--	--	--	--	--	--
	12/19-20/2007	7.37	0.00	19.05	ND<50	ND<0.5	ND<0.5	ND<0.5	ND<0.5	ND<5.0	--	--	--	--
	1/17/2008	6.08	0.00	20.34	--	--	--	--	--	--	--	--	--	--
	2/15/2008	6.14	0.00	20.28	--	--	--	--	--	--	--	--	--	--
	3/17-18/2008	7.56	0.00	18.86	ND<50 g	ND<0.5	ND<0.5	ND<0.5	ND<0.5	ND<5.0	--	--	--	--
	4/11/2008	8.74	0.00	17.68	--	--	--	--	--	--	--	--	--	--
	5/8/2008	9.33	0.00	17.09	--	--	--	--	--	--	--	--	--	--
	6/12/2008	9.90	0.00	16.52	ND<50	ND<0.5	ND<0.5	ND<0.5	ND<0.5	ND<5.0	--	--	--	--
	7/16/2008	10.37	0.00	16.05	--	--	--	--	--	--	--	--	--	--
	8/20/2008	10.67	0.00	15.75	--	--	--	--	--	--	--	--	--	--
	9/17-18/2008	10.84	0.00	15.58	ND<50	ND<0.5	ND<0.5	ND<0.5	ND<0.5	ND<5	--	--	--	--
	10/23/2008	11.08	0.00	15.34	--	--	--	--	--	--	--	--	--	--
	11/26/2008	9.70	0.00	16.72	--	--	--	--	--	--	--	--	--	--
	12/8-9/2008	9.84	0.00	16.58	ND<50	ND<0.5	ND<0.5	ND<0.5	ND<0.5	ND<5	--	--	--	--
	1/26/2009	7.35	0.00	19.07	--	--	--	--	--	--	--	--	--	--
	2/23/2009	6.97	0.00	19.45	--	--	--	--	--	--	--	--	--	--
3/11-12/2009	5.43	0.00	20.99	ND<50	ND<0.5	ND<0.5	ND<0.5	ND<0.5	ND<5	--	--	--	--	
4/16/2009	7.72	0.00	18.70	--	--	--	--	--	--	--	--	--	--	
6/11/2009	8.77	0.00	17.65	ND<50 g	ND<0.5	ND<0.5	ND<0.5	ND<0.5	ND<5.0	--	--	--	--	
9/23-24/2009	9.76	0.00	16.66	ND<50	ND<0.5	ND<0.5	ND<0.5	ND<0.5	ND<5.0	--	--	--	--	
3/22-23/2010	5.99	0.00	20.43	ND<50	ND<0.5	ND<0.5	ND<0.5	ND<0.5	ND<5.0	--	--	--	--	
9/27/2010	8.97	0.00	17.45	ND<50	ND<0.5	ND<0.5	ND<0.5	ND<0.5	ND<5.0	--	--	--	--	
TMW-5	8/17/1993	12.98	0.03	13.55	120,000	640	730	790	3,600	--	--	--	--	--
26.85 ^a	3/28/1994	11.39	0.00	15.46	70,000	23,000	1,500	4,100	15,000	--	--	--	--	--
	6/28/1994	12.24	0.00	14.61	56,000	26,000	940	5,500	26,000	--	--	--	--	--

TABLE 2

GROUNDWATER ELEVATION AND ANALYTICAL DATA
CREDIT WORLD AUTO SALES
2345 INTERNATIONAL BOULEVARD
OAKLAND, CALIFORNIA

Well ID TOC	Date Sampled	Depth to Groundwater (feet below)	SPH Thickness (feet)	Groundwater Elevation (feet above msl)	TPHg (µg/L)	Benzene (µg/L)	Toluene (µg/L)	Ethylbenzene (µg/L)	Xylenes (µg/L)	MTBE (µg/L)	TAME (µg/L)	TBA (µg/L)	DIPE (µg/L)	ETBE (µg/L)
	9/16/1994	13.02	0.05	13.87	96,000	17,000	720	3,500	12,000	--	--	--	--	--
	3/31/1995	7.38	0.00	19.47	64,000	13,000	470	3,500	6,100	--	--	--	--	--
	6/28/1995	11.31	0.06	15.59	65,000	9,000	240	2,600	5,300	--	--	--	--	--
	9/28/1995	14.42	0.00	12.43	79,000	17,000	1,800	2,700	7,000	ND<1,200	--	--	--	--
	12/26/1995	10.16	0.05	16.73	110,000	11,000	800	2,300	4,500	ND<1,200	--	--	--	--
	3/22/1996	7.59	0.05	19.30	--	--	--	--	--	--	--	--	--	--
	6/26/1996	7.12	0.00	--	30,000	4,000	180	1,500	2,500	830	--	--	--	--
	9/30/1996	7.42	0.00	--	6,900	1,600	79	130	370	ND<5.0	--	--	--	--
	12/27/1996	6.38	0.00	--	78,000	12,000	1,900	2,900	9,700	ND<5.0	--	--	--	--
	3/10/1997	11.12	0.00	--	84,000	9,900	1,100	2,600	8,800	ND<5.0	--	--	--	--
TMW-5	8/17/1997	12.98	0.03	--	--	--	--	--	--	--	--	--	--	--
cont.	9/18/1997	12.00	0.00	--	65,000	8,000	ND<0.5	2,000	4,700	ND<5.0	--	--	--	--
	12/30/1997	8.97	0.00	--	79,000	6,400	340	2,300	5,500	ND<5.0	--	--	--	--
	3/25/1998	7.32	0.00	--	20,000	6,000	260	2,700	5,800	2,400	--	--	--	--
	6/29/1998	11.50	0.00	--	--	--	--	--	--	--	--	--	--	--
	10/8/1998	12.56	0.00	--	46,000	120	98	120	240	ND<0.50	--	--	--	--
	12/8/1998	10.14	0.00	--	46,000	5,900	320	2,200	5,400	ND<1,200	--	--	--	--
	3/26/1999	7.08	0.00	--	35,000	69	61	37	120	ND<0.50	--	--	--	--
	6/11/1999	11.40	0.00	--	26,000	29	32	43	72	ND<0.50	--	--	--	--
	9/15/1999	12.52	0.00	--	37,000	7,300	400	2,400	6,000	ND<1,000	--	--	--	--
	12/28/1999	12.44	0.00	--	25,000	44	32	41	75	ND<0.50	--	--	--	--
	6/13/2000	11.31	0.00	12.54	--	--	--	--	--	--	--	--	--	--
	6/20/2002	11.29	0.05	15.60	51,000	5,100	290	2,300	5,800	ND<250	--	--	--	--
	10/21/2002	13.60	0.10	13.33	--	--	--	--	--	--	--	--	--	--
	12/27/2002	6.60	0.07	20.31	--	--	--	--	--	--	--	--	--	--
	3/23/2003	9.79	0.04	16.75	--	--	--	--	--	--	--	--	--	--
	5/29/2003	11.29	0.04	15.25	--	--	--	--	--	--	--	--	--	--
	9/26/2003	12.47	0.07	14.10	--	--	--	--	--	--	--	--	--	--
	12/4/2003	12.35	0.10	14.24	--	--	--	--	--	--	--	--	--	--
	3/12/2004	8.15	0.02	18.38	--	--	--	--	--	--	--	--	--	--
	6/18/2004	9.66	0.03	16.87	--	--	--	--	--	--	--	--	--	--
	9/23/2004	12.42	0.01	14.44	--	--	--	--	--	--	--	--	--	--
	12/10/2004	11.86	0.01	15.00	--	--	--	--	--	--	--	--	--	--
	2/9/2005	8.77	0.02	18.10	--	--	--	--	--	--	--	--	--	--
	3/25/2005	6.22	0.02	20.65	--	--	--	--	--	--	--	--	--	--
	6/24/2005	9.84	Sheen ^{Field}	17.01	38,000 b,c	2,700	66	2,100	3,100	ND<350	--	--	--	--
26.60	9/29/2005	11.72	Sheen ^{Field & Lab}	14.88	--	--	--	--	--	--	--	--	--	--
	9/30/2005	--	--	--	31,000 b,c	1,800	ND<50	1,900	2,400	ND<500	--	--	--	--
	12/29-30/2005	5.82	Sheen ^{Field}	20.78	43,000 b, c	3,600	110	2,500	3,500	ND<500	--	--	--	--
	3/27-28/2006	5.19	Sheen ^{Field & Lab}	21.41	63,000 b,c	3,800	120	2,600	3,900	ND<500	--	--	--	--

TABLE 2

GROUNDWATER ELEVATION AND ANALYTICAL DATA
CREDIT WORLD AUTO SALES
2345 INTERNATIONAL BOULEVARD
OAKLAND, CALIFORNIA

Well ID TOC	Date Sampled	Depth to Groundwater (feet below)	SPH Thickness (feet)	Groundwater Elevation (feet above msl)	TPHg (µg/L)	Benzene (µg/L)	Toluene (µg/L)	Ethylbenzene (µg/L)	Xylenes (µg/L)	MTBE (µg/L)	TAME (µg/L)	TBA (µg/L)	DIPE (µg/L)	ETBE (µg/L)
	4/28/2006	7.03	0.00	19.57	--	--	--	--	--	--	--	--	--	--
	5/31/2006	9.35	0.00	17.25	--	--	--	--	--	--	--	--	--	--
	6/26-27/2006	10.34	Sheen ^{Field}	16.26	29,000 b	2,100	67	1,300	1,600	ND<250	--	--	--	--
	7/26/2006	11.02	0.00	15.58	--	--	--	--	--	--	--	--	--	--
	8/25/2006	11.52	0.00	15.08	--	--	--	--	--	--	--	--	--	--
	9/28-29/2006	11.84	Sheen ^{Field & Lab}	14.76	46,000 b,c	2,100	49	1,800	2,000	ND<300	--	--	--	--
	10/26/2006	11.93	0.00	14.67	--	--	--	--	--	--	--	--	--	--
	11/28/2006	10.71	0.00	15.89	--	--	--	--	--	--	--	--	--	--
	12/21-22/2006	8.17	Sheen ^{Field & Lab}	18.43	38,000 b,c	3,000	83	2,200	2,500	ND<300	--	--	--	--
	1/25/2007	12.90	0.00	13.70	--	--	--	--	--	--	--	--	--	--
	2/23/2007	7.59	0.00	19.01	--	--	--	--	--	--	--	--	--	--
TMW-5 cont.	3/26-27/2007	9.59	Sheen ^{Field & Lab}	17.01	53,000 b,c	5,100	190	3,600	6,100	ND<1,000	--	--	--	--
	4/26/2007	8.19	0.00	18.41	--	--	--	--	--	--	--	--	--	--
	5/29/2007	10.55	0.00	16.05	--	--	--	--	--	--	--	--	--	--
	6/19-20/2007	11.40	Sheen ^{Field & Lab}	15.20	45,000 b,c	2,900	110	2,100	3,000	ND<250 (ND<5.0 h)	--	--	--	--
	7/24/2007	11.83	0.00	14.77	--	--	--	--	--	--	--	--	--	--
	8/27/2007	12.38	0.00	14.22	--	--	--	--	--	--	--	--	--	--
	9/26-27/2007	12.55	Sheen ^{Field & Lab}	14.05	100,000 b,c	4,900	220	4,100	6,000	ND<1,000 (ND<17 h)	--	--	--	--
	10/30/2007	14.03	0.01	12.58	--	--	--	--	--	--	--	--	--	--
	11/29/2007	11.41	0.01	15.20	--	--	--	--	--	--	--	--	--	--
	12/19-20/2007	9.40	Sheen ^{Field & Lab}	17.20	77,000 b,c	3,600	210	3,400	4,900	ND<1000	--	--	--	--
	1/17/2008	9.60	0.00	17.00	--	--	--	--	--	--	--	--	--	--
	2/15/2008	8.35	0.00	18.25	--	--	--	--	--	--	--	--	--	--
	3/17-18/2008	9.30	0.00	17.30	57,000 b,c	2,500	150	2,200	2,900	ND<500	--	--	--	--
	4/11/2008	10.11	0.01	16.50	--	--	--	--	--	--	--	--	--	--
	5/8/2008	11.05	0.01	15.56	--	--	--	--	--	--	--	--	--	--
	6/12/2008	11.64	Sheen ^{Field & Lab}	14.96	47,000 b,c	2,400	110	2,700	3,700	ND<500	--	--	--	--
	7/16/2008	12.46	0.01	14.15	--	--	--	--	--	--	--	--	--	--
	8/20/2008	12.68	0.01	13.93	--	--	--	--	--	--	--	--	--	--
	9/17-18/2008	12.68	0.01	13.93	31,000 b,c	2,200	81	2,000	2,200	ND<250 (ND<5.0 h)	--	--	--	--
	10/23/2008	12.81	0.01	13.80	--	--	--	--	--	--	--	--	--	--
	11/26/2008	11.24	0.01	15.37	--	--	--	--	--	--	--	--	--	--
	12/8-9/2008	11.64	0.01	14.97	110,000 b,c	2,200	200	2,800	2,400	ND<450	--	--	--	--
	1/26/2009	8.85	0.01	17.76	--	--	--	--	--	--	--	--	--	--
	2/23/2009	8.31	0.01	18.30	--	--	--	--	--	--	--	--	--	--
	3/11/2009	5.95	0.07	20.71	--	--	--	--	--	--	--	--	--	--
	4/16/2009	9.07	0.46	17.90	--	--	--	--	--	--	--	--	--	--
	6/11/2009	10.89	0.03	15.73	--	--	--	--	--	--	--	--	--	--
	9/23-24/2009	12.07	0.08	14.59	--	--	--	--	--	--	--	--	--	--
	3/22-23/2010	7.42	0.00	19.18	12,000 b	390	19	340	240	ND<150	--	--	--	--

TABLE 2

GROUNDWATER ELEVATION AND ANALYTICAL DATA
CREDIT WORLD AUTO SALES
2345 INTERNATIONAL BOULEVARD
OAKLAND, CALIFORNIA

Well ID TOC	Date Sampled	Depth to Groundwater (feet below)	SPH Thickness (feet)	Groundwater Elevation (feet above msl)	TPHg (µg/L)	Benzene (µg/L)	Toluene (µg/L)	Ethylbenzene (µg/L)	Xylenes (µg/L)	MTBE (µg/L)	TAME (µg/L)	TBA (µg/L)	DIPE (µg/L)	ETBE (µg/L)
	9/27/2010	11.09	0.06	15.56	--	--	--	--	--	--	--	--	--	--
MW-6 26.81 ^a	6/13/2001	12.47	0.00	11.34	7,600	1,400	42	19	14	ND<10	--	--	--	--
	6/20/2002	12.45	0.00	14.36	79	5.7	ND<0.5	ND<0.5	ND<0.5	ND<5.0	--	--	--	--
	12/27/2002	7.24	0.04	19.60	--	--	--	--	--	--	--	--	--	--
	3/23/2003	--	--	--	--	--	--	--	--	--	--	--	--	--
	5/29/2003	11.95	0.02	14.88	--	--	--	--	--	--	--	--	--	--
	9/26/2003	13.11	0.03	10.72	--	--	--	--	--	--	--	--	--	--
	12/4/2003	13.14	0.10	10.75	--	--	--	--	--	--	--	--	--	--
	3/12/2004	8.93	0.02	14.90	--	--	--	--	--	--	--	--	--	--
	6/18/2004	10.30	0.03	13.53	--	--	--	--	--	--	--	--	--	--
	9/23/2004	12.44	0.01	14.38	--	--	--	--	--	--	--	--	--	--
MW-6 cont.	12/10/2004	11.88	0.01	14.94	--	--	--	--	--	--	--	--	--	--
	2/9/2005	9.23	0.02	17.60	--	--	--	--	--	--	--	--	--	--
26.50	3/25/2005	6.82	0.02	20.01	--	--	--	--	--	--	--	--	--	--
	6/24/2005	10.10	Sheen ^{Field}	16.71	6,200 b	1,100	33	43	15	ND<200	--	--	--	--
	9/29/2005	11.50	0.00	15.00	5,500 b	920	27	ND<2.5	14	ND<50	--	--	--	--
	12/29-30/2005	6.34	0.00	20.16	4,500 b	820	32	21	15	ND<50	--	--	--	--
	3/27-28/2006	6.23	0.00	20.27	6,000 b	650	30	20	14	ND<120	--	--	--	--
	4/28/2006	7.42	0.00	19.08	--	--	--	--	--	--	--	--	--	--
	5/31/2006	10.02	0.00	16.48	--	--	--	--	--	--	--	--	--	--
	6/26/2006	10.74	0.00	15.76	5,700 b	970	36	21	17	ND<100	--	--	--	--
	7/26/2006	11.17	0.00	15.33	--	--	--	--	--	--	--	--	--	--
	8/25/2006	11.52	0.00	14.98	--	--	--	--	--	--	--	--	--	--
	9/28/2006	11.70	Sheen ^{Field}	14.80	6,100 b	720	19	7.6	12	ND<80	--	--	--	--
	10/26/2006	12.25	0.00	14.25	--	--	--	--	--	--	--	--	--	--
	11/28/2006	10.48	0.00	16.02	--	--	--	--	--	--	--	--	--	--
	12/21-22/2006	9.07	Sheen ^{Field}	17.43	8,100 b	780	30	7.6	12	ND<100	--	--	--	--
	1/25/2007	12.43	0.00	14.07	--	--	--	--	--	--	--	--	--	--
	2/23/2007	8.38	0.00	18.12	--	--	--	--	--	--	--	--	--	--
3/26-27/2007	10.14	0.00	16.36	570 b	77	2.7	0.92	0.98	ND<100	--	--	--	--	
4/26/2007	8.89	0.00	17.61	--	--	--	--	--	--	--	--	--	--	
5/29/2007	10.35	0.00	16.15	--	--	--	--	--	--	--	--	--	--	
6/19-20/2007	11.48	0.00	15.02	7,600 b	790	33	9.4	19	ND<130 (ND<2.5 h)	--	--	--	--	
7/24/2007	11.88	0.00	14.62	--	--	--	--	--	--	--	--	--	--	
8/27/2007	12.30	0.00	14.20	--	--	--	--	--	--	--	--	--	--	
9/26-27/2007	12.52	0.00	13.98	6,700 b	570	15	ND<5.0	8.5	ND<90 (ND<1.7 h)	--	--	--	--	
10/30/2007	12.20	0.00	14.30	--	--	--	--	--	--	--	--	--	--	
11/29/2007	11.90	0.00	14.60	--	--	--	--	--	--	--	--	--	--	
12/19-20/2007	9.35	0.00	17.15	4,100 b	540	19	3.2	6.6	ND<70	--	--	--	--	

TABLE 2

GROUNDWATER ELEVATION AND ANALYTICAL DATA
CREDIT WORLD AUTO SALES
2345 INTERNATIONAL BOULEVARD
OAKLAND, CALIFORNIA

Well ID TOC	Date Sampled	Depth to Groundwater (feet below)	SPH Thickness (feet)	Groundwater Elevation (feet above msl)	TPHg (µg/L)	Benzene (µg/L)	Toluene (µg/L)	Ethylbenzene (µg/L)	Xylenes (µg/L)	MTBE (µg/L)	TAME (µg/L)	TBA (µg/L)	DIPE (µg/L)	ETBE (µg/L)
MW-6 cont.	1/17/2008	8.60	0.00	17.90	--	--	--	--	--	--	--	--	--	--
	2/15/2008	8.41	0.00	18.09	--	--	--	--	--	--	--	--	--	--
	3/17-18/2008	9.95	0.00	16.55	5,200 b	670	27	9.6	15	ND<50	--	--	--	--
	4/11/2008	10.31	0.00	16.19	--	--	--	--	--	--	--	--	--	--
	5/8/2008	11.17	0.00	15.33	--	--	--	--	--	--	--	--	--	--
	6/12/2008	11.57	0.00	14.93	5,300 b	620	22	5.6	10	ND<90	--	--	--	--
	7/16/2008	11.83	0.00	14.67	--	--	--	--	--	--	--	--	--	--
	8/20/2008	12.07	0.00	14.43	--	--	--	--	--	--	--	--	--	--
	9/17/2008	12.64	0.00	13.86	7,300 b	460	15	3.1	8.6	ND<90 (ND<2.5 h)	--	--	--	--
	10/23/2008	12.80	0.00	13.70	--	--	--	--	--	--	--	--	--	--
	11/26/2008	11.57	0.00	14.93	--	--	--	--	--	--	--	--	--	--
	12/8/2008	11.81	0.00	14.69	4,400 b	430	14	2.5	7.6	ND<25	--	--	--	--
	1/26/2009	9.45	0.00	17.05	--	--	--	--	--	--	--	--	--	--
	2/23/2009	8.97	0.00	17.53	--	--	--	--	--	--	--	--	--	--
	3/11/2009	6.63	0.00	19.87	3,300 b	290	9.6	1.7	6.1	ND<10	--	--	--	--
	4/16/2009	9.92	0.00	16.58	--	--	--	--	--	--	--	--	--	--
	6/11-12/2009	11.00	Sheen ^{Lab}	15.50	5,000 b	510	17	6.0	7.7	ND<17	--	--	--	--
9/23-24/2009	11.95	0.00	14.55	3,700 b	370	15	3.2	9.2	ND<60	--	--	--	--	
3/22-23/2010	8.52	0.00	17.98	4,800 b	400	14	4.2	4.3	ND<200	--	--	--	--	
9/27-28/2010	11.50	0.00	15.00	3,500 b	330	14	2.5	5.4	ND<15	--	--	--	--	
MW-7 25.12	9/29/2005	8.80	0.00	16.32	--	--	--	--	--	--	--	--	--	--
	12/29/2005	7.45	0.00	17.67	ND<50	ND<0.5	ND<0.5	ND<0.5	ND<0.5	ND<5.0	--	--	--	--
	3/27/2006	7.56	0.00	17.56	ND<50	ND<0.5	ND<0.5	ND<0.5	ND<0.5	ND<5.0	--	--	--	--
	4/28/2006	7.93	0.00	17.19	--	--	--	--	--	--	--	--	--	--
	5/31/2006	8.20	0.00	16.92	--	--	--	--	--	--	--	--	--	--
	6/26-27/2006	8.37	0.00	16.75	ND<50	ND<0.5	ND<0.5	ND<0.5	ND<0.5	ND<5.0	--	--	--	--
	7/26/2006	8.60	0.00	16.52	--	--	--	--	--	--	--	--	--	--
	8/25/2006	8.74	0.00	16.38	--	--	--	--	--	--	--	--	--	--
	9/28-29/2006	8.81	0.00	16.31	ND<50	ND<0.5	ND<0.5	ND<0.5	ND<0.5	ND<5.0	--	--	--	--
	10/26/2006	8.98	0.00	16.14	--	--	--	--	--	--	--	--	--	--
	11/28/2006	8.23	0.00	16.89	--	--	--	--	--	--	--	--	--	--
	12/21-22/2006	8.07	0.00	17.05	ND<50	ND<0.5	ND<0.5	ND<0.5	ND<0.5	ND<5.0	--	--	--	--
	1/25/2007	8.79	0.00	16.33	--	--	--	--	--	--	--	--	--	--
	2/23/2007	8.28	0.00	16.84	--	--	--	--	--	--	--	--	--	--
	3/26-27/2007	8.29	0.00	16.83	ND<50 g	ND<0.5	ND<0.5	ND<0.5	ND<0.5	ND<5.0	--	--	--	--
	4/26/2007	8.13	0.00	16.99	--	--	--	--	--	--	--	--	--	--
	5/29/2007	8.64	0.00	16.48	--	--	--	--	--	--	--	--	--	--
6/19-20/2007	8.89	0.00	16.23	ND<50	ND<0.5	ND<0.5	ND<0.5	ND<0.5	ND<5.0	--	--	--	--	
7/24/2007	9.31	0.00	15.81	--	--	--	--	--	--	--	--	--	--	

TABLE 2

GROUNDWATER ELEVATION AND ANALYTICAL DATA
CREDIT WORLD AUTO SALES
2345 INTERNATIONAL BOULEVARD
OAKLAND, CALIFORNIA

Well ID TOC	Date Sampled	Depth to Groundwater (feet below)	SPH Thickness (feet)	Groundwater Elevation (feet above msl)	TPHg (µg/L)	Benzene (µg/L)	Toluene (µg/L)	Ethylbenzene (µg/L)	Xylenes (µg/L)	MTBE (µg/L)	TAME (µg/L)	TBA (µg/L)	DIPE (µg/L)	ETBE (µg/L)
	8/27/2007	9.61	0.00	15.51	--	--	--	--	--	--	--	--	--	--
	9/26-27/2007	9.72	0.00	15.40	ND<50	ND<0.5	ND<0.5	ND<0.5	ND<0.5	ND<5.0	--	--	--	--
	10/30/2007	8.77	0.00	16.35	--	--	--	--	--	--	--	--	--	--
	11/29/2007	8.99	0.00	16.13	--	--	--	--	--	--	--	--	--	--
	12/19-20/2007	7.51	0.00	17.61	ND<50	ND<0.5	ND<0.5	ND<0.5	ND<0.5	ND<5.0	--	--	--	--
	1/17/2008	7.58	0.00	17.54	--	--	--	--	--	--	--	--	--	--
	2/15/2008	7.92	0.00	17.20	--	--	--	--	--	--	--	--	--	--
	3/17-18/2008	8.15	0.00	16.97	ND<50 g	ND<0.5	ND<0.5	ND<0.5	ND<0.5	ND<5.0	--	--	--	--
	4/11/2008	8.42	0.00	16.70	--	--	--	--	--	--	--	--	--	--
	5/8/2008	8.81	0.00	16.31	--	--	--	--	--	--	--	--	--	--
	6/12/2008	9.12	0.00	16.00	ND<50	ND<0.5	ND<0.5	ND<0.5	ND<0.5	ND<5.0	--	--	--	--
	7/16/2008	9.53	0.00	15.59	--	--	--	--	--	--	--	--	--	--
	8/20/2008	9.70	0.00	15.42	--	--	--	--	--	--	--	--	--	--
	9/17-18/2008	9.84	0.00	15.28	ND<50	ND<0.5	ND<0.5	ND<0.5	ND<0.5	ND<5	--	--	--	--
MW-7	10/23/2008	10.03	0.00	15.09	--	--	--	--	--	--	--	--	--	--
cont.	11/26/2008	9.04	0.00	16.08	--	--	--	--	--	--	--	--	--	--
	12/8-9/2008	9.17	0.00	15.95	ND<50	ND<0.5	ND<0.5	ND<0.5	ND<0.5	ND<5	--	--	--	--
	1/26/2009	7.96	0.00	17.16	--	--	--	--	--	--	--	--	--	--
	2/23/2009	7.59	0.00	17.53	--	--	--	--	--	--	--	--	--	--
	3/11-12/2009	7.62	0.00	17.50	80 b,g	0.94	ND<0.5	ND<0.5	ND<0.5	ND<5	--	--	--	--
	4/16/2009	10.07	0.00	15.05	--	--	--	--	--	--	--	--	--	--
	6/11/2009	8.57	0.00	16.55	ND<50	ND<0.5	ND<0.5	ND<0.5	ND<0.5	ND<5.0	--	--	--	--
	9/23-24/2009	9.23	0.00	15.89	ND<50	ND<0.5	ND<0.5	ND<0.5	ND<0.5	ND<5.0	--	--	--	--
	3/22-23/2010	7.91	0.00	17.21	63	0.73	ND<0.5	ND<0.5	ND<0.5	ND<5.0	--	--	--	--
	9/27/2010	9.03	0.00	16.09	ND<50	ND<0.5	ND<0.5	ND<0.5	ND<0.5	ND<5.0	--	--	--	--
MW-8	9/29/2005	10.08	0.00	16.01	--	--	--	--	--	--	--	--	--	--
26.09	12/29-30/2005	7.65	0.00	18.44	ND<50	ND<0.5	ND<0.5	ND<0.5	ND<0.5	ND<5.0	--	--	--	--
	3/27-28/2006	7.59	0.00	18.50	ND<50	ND<0.5	ND<0.5	ND<0.5	ND<0.5	ND<5.0	--	--	--	--
	4/28/2006	8.29	0.00	17.80	--	--	--	--	--	--	--	--	--	--
	5/31/2006	9.09	0.00	17.00	--	--	--	--	--	--	--	--	--	--
	6/26-27/2006	9.37	0.00	16.72	ND<50	ND<0.5	ND<0.5	ND<0.5	ND<0.5	ND<5.0	--	--	--	--
	7/26/2006	9.62	0.00	16.47	--	--	--	--	--	--	--	--	--	--
	8/25/2006	9.75	0.00	16.34	--	--	--	--	--	--	--	--	--	--
	9/28-29/2006	9.80	0.00	16.29	ND<50	ND<0.5	ND<0.5	ND<0.5	ND<0.5	ND<5.0	--	--	--	--
	10/26/2006	10.00	0.00	16.09	--	--	--	--	--	--	--	--	--	--
	11/28/2006	9.33	0.00	16.76	--	--	--	--	--	--	--	--	--	--
	12/21-22/2006	8.73	0.00	17.36	ND<50	ND<0.5	ND<0.5	ND<0.5	ND<0.5	ND<5.0	--	--	--	--
	1/25/2007	9.66	0.00	16.43	--	--	--	--	--	--	--	--	--	--
	2/23/2007	8.35	0.00	17.74	--	--	--	--	--	--	--	--	--	--

TABLE 2

GROUNDWATER ELEVATION AND ANALYTICAL DATA
CREDIT WORLD AUTO SALES
2345 INTERNATIONAL BOULEVARD
OAKLAND, CALIFORNIA

Well ID TOC	Date Sampled	Depth to Groundwater (feet below)	SPH Thickness (feet)	Groundwater Elevation (feet above msl)	TPHg (µg/L)	Benzene (µg/L)	Toluene (µg/L)	Ethylbenzene (µg/L)	Xylenes (µg/L)	MTBE (µg/L)	TAME (µg/L)	TBA (µg/L)	DIPE (µg/L)	ETBE (µg/L)	
MW-8 cont.	3/26-27/2007	9.25	0.00	16.84	ND<50	ND<0.5	ND<0.5	ND<0.5	ND<0.5	ND<5.0	--	--	--	--	
	4/26/2007	8.85	0.00	17.24	--	--	--	--	--	--	--	--	--	--	
	5/29/2007	9.70	0.00	16.39	--	--	--	--	--	--	--	--	--	--	
	6/19-20/2007	9.95	0.00	16.14	ND<50	ND<0.5	ND<0.5	ND<0.5	ND<0.5	ND<5.0	--	--	--	--	
	7/24/2007	10.30	0.00	15.79	--	--	--	--	--	--	--	--	--	--	
	8/27/2007	10.62	0.00	15.47	--	--	--	--	--	--	--	--	--	--	
	9/26-27/2007	10.80	0.00	15.29	ND<50	ND<0.5	ND<0.5	ND<0.5	ND<0.5	ND<5.0	--	--	--	--	
	10/30/2007	9.87	0.00	16.22	--	--	--	--	--	--	--	--	--	--	--
	11/29/2007	10.06	0.00	16.03	--	--	--	--	--	--	--	--	--	--	--
	12/19-20/2007	8.62	0.00	17.47	ND<50	ND<0.5	ND<0.5	ND<0.5	ND<0.5	ND<5.0	--	--	--	--	
	1/17/2008	8.01	0.00	18.08	--	--	--	--	--	--	--	--	--	--	
	2/15/2008	8.44	0.00	17.65	--	--	--	--	--	--	--	--	--	--	
	3/17-18/2008	9.11	0.00	16.98	ND<50 g	ND<0.5	ND<0.5	ND<0.5	ND<0.5	ND<5.0	--	--	--	--	
	4/11/2008	9.60	0.00	16.49	--	--	--	--	--	--	--	--	--	--	
	5/8/2008	8.75	0.00	17.34	--	--	--	--	--	--	--	--	--	--	
	6/12/2008	10.02	0.00	16.07	ND<50	ND<0.5	ND<0.5	ND<0.5	ND<0.5	ND<5.0	--	--	--	--	
	7/16/2008	10.56	0.00	15.53	--	--	--	--	--	--	--	--	--	--	
	8/20/2008	10.73	0.00	15.36	--	--	--	--	--	--	--	--	--	--	
	9/17-18/2008	10.90	0.00	15.19	ND<50	ND<0.5	ND<0.5	ND<0.5	ND<0.5	ND<5	--	--	--	--	
	10/23/2008	11.12	0.00	14.97	--	--	--	--	--	--	--	--	--	--	
	11/26/2008	10.16	0.00	15.93	--	--	--	--	--	--	--	--	--	--	
	12/8-9/2008	10.25	0.00	15.84	ND<50	ND<0.5	ND<0.5	ND<0.5	ND<0.5	ND<5	--	--	--	--	
	1/26/2009	8.83	0.00	17.26	--	--	--	--	--	--	--	--	--	--	
	2/23/2009	8.58	0.00	17.51	--	--	--	--	--	--	--	--	--	--	
	3/11-12/2009	7.74	0.00	18.35	ND<50 g	ND<0.5	ND<0.5	ND<0.5	ND<0.5	ND<5	--	--	--	--	
4/16/2009	9.85	0.00	16.24	--	--	--	--	--	--	--	--	--	--		
6/11/2009	9.45	0.00	16.64	ND<50	ND<0.5	ND<0.5	ND<0.5	ND<0.5	ND<5.0	--	--	--	--		
9/23-24/2009	10.15	0.00	15.94	ND<50	ND<0.5	ND<0.5	ND<0.5	ND<0.5	ND<5.0	--	--	--	--		
3/22-23/2010	8.93	0.00	17.16	ND<50	ND<0.5	ND<0.5	ND<0.5	ND<0.5	ND<5.0	--	--	--	--		
9/27/2010	10.01	0.00	16.08	ND<50	ND<0.5	ND<0.5	ND<0.5	ND<0.5	ND<5.0	--	--	--	--		
MW-9 25.31	9/29/2005	9.40	0.00	15.91	--	--	--	--	--	--	--	--	--	--	
	12/29/2005	5.41	0.00	19.90	ND<50	ND<0.5	ND<0.5	ND<0.5	ND<0.5	ND<5.0	--	--	--	--	
	3/27/2006	5.43	0.00	19.88	ND<50	ND<0.5	ND<0.5	ND<0.5	ND<0.5	ND<5.0	--	--	--	--	
	4/28/2006	8.67	0.00	16.64	--	--	--	--	--	--	--	--	--	--	
	5/31/2006	8.10	0.00	17.21	--	--	--	--	--	--	--	--	--	--	
	6/26/2006	7.90	0.00	17.41	ND<50	ND<0.5	ND<0.5	ND<0.5	ND<0.5	ND<5.0	--	--	--	--	
	7/26/2006	8.63	0.00	16.68	--	--	--	--	--	--	--	--	--	--	
	8/25/2006	9.05	0.00	16.26	--	--	--	--	--	--	--	--	--	--	
	9/28/2006	9.35	0.00	15.96	ND<50	ND<0.5	ND<0.5	ND<0.5	ND<0.5	ND<5.0	--	--	--	--	

TABLE 2

GROUNDWATER ELEVATION AND ANALYTICAL DATA
CREDIT WORLD AUTO SALES
2345 INTERNATIONAL BOULEVARD
OAKLAND, CALIFORNIA

Well ID TOC	Date Sampled	Depth to Groundwater (feet below)	SPH Thickness (feet)	Groundwater Elevation (feet above msl)	TPHg (µg/L)	Benzene (µg/L)	Toluene (µg/L)	Ethylbenzene (µg/L)	Xylenes (µg/L)	MTBE (µg/L)	TAME (µg/L)	TBA (µg/L)	DIPE (µg/L)	ETBE (µg/L)
	10/26/2006	9.49	0.00	15.82	--	--	--	--	--	--	--	--	--	--
	11/28/2006	9.04	0.00	16.27	--	--	--	--	--	--	--	--	--	--
	12/21-22/2006	7.50	0.00	17.81	ND<50	ND<0.5	ND<0.5	ND<0.5	ND<0.5	ND<5.0	--	--	--	--
	1/25/2007	9.55	0.00	15.76	--	--	--	--	--	--	--	--	--	--
	2/23/2007	8.25	0.00	17.06	--	--	--	--	--	--	--	--	--	--
	3/26-27/2007	7.86	0.00	17.45	ND<50	ND<0.5	ND<0.5	ND<0.5	ND<0.5	ND<5.0	--	--	--	--
	4/26/2007	7.72	0.00	17.59	--	--	--	--	--	--	--	--	--	--
	5/29/2007	7.92	0.00	17.39	--	--	--	--	--	--	--	--	--	--
	6/19-20/2007	9.01	0.00	16.30	ND<50	ND<0.5	ND<0.5	ND<0.5	ND<0.5	ND<5.0	--	--	--	--
	7/24/2007	9.53	0.00	15.78	--	--	--	--	--	--	--	--	--	--
	8/27/2007	9.95	0.00	15.36	--	--	--	--	--	--	--	--	--	--
	9/26-27/2007	10.06	0.00	15.25	ND<50	ND<0.5	ND<0.5	ND<0.5	ND<0.5	ND<5.0	--	--	--	--
	10/30/2007	9.40	0.00	15.91	--	--	--	--	--	--	--	--	--	--
	11/29/2007	9.30	0.00	16.01	--	--	--	--	--	--	--	--	--	--
	12/19-20/2007	7.74	0.00	17.57	ND<50	ND<0.5	ND<0.5	ND<0.5	ND<0.5	ND<5.0	--	--	--	--
	1/17/2008	8.90	0.00	16.41	--	--	--	--	--	--	--	--	--	--
MW-9	2/15/2008	8.23	0.00	17.08	--	--	--	--	--	--	--	--	--	--
cont.	3/17-18/2008	7.71	0.00	17.60	ND<50 g	ND<0.5	ND<0.5	ND<0.5	ND<0.5	ND<5.0	--	--	--	--
	4/11/2008	9.47	0.00	15.84	--	--	--	--	--	--	--	--	--	--
	5/8/2008	8.75	0.00	16.56	--	--	--	--	--	--	--	--	--	--
	6/12/2008	9.30	0.00	16.01	ND<50	ND<0.5	ND<0.5	ND<0.5	ND<0.5	ND<5.0	--	--	--	--
	7/16/2008	9.70	0.00	15.61	--	--	--	--	--	--	--	--	--	--
	8/20/2008	10.03	0.00	15.28	--	--	--	--	--	--	--	--	--	--
	9/17-18/2008	10.19	0.00	15.12	ND<50	ND<0.5	ND<0.5	ND<0.5	ND<0.5	ND<5	--	--	--	--
	10/23/2008	10.45	0.00	14.86	--	--	--	--	--	--	--	--	--	--
	11/26/2008	9.40	0.00	15.91	--	--	--	--	--	--	--	--	--	--
	12/8-9/2008	9.19	0.00	16.12	ND<50	ND<0.5	ND<0.5	ND<0.5	ND<0.5	ND<5	--	--	--	--
	1/26/2009	7.49	0.00	17.82	--	--	--	--	--	--	--	--	--	--
	2/23/2009	7.02	0.00	18.29	--	--	--	--	--	--	--	--	--	--
	3/11-12/2009	5.80	0.00	19.51	ND<50	ND<0.5	ND<0.5	ND<0.5	ND<0.5	ND<5	--	--	--	--
	4/16/2009	8.63	0.00	16.68	--	--	--	--	--	--	--	--	--	--
	6/11/2009	8.40	0.00	16.91	ND<50	ND<0.5	ND<0.5	ND<0.5	ND<0.5	ND<5.0	--	--	--	--
	9/23-24/2009	9.18	0.00	16.13	ND<50	ND<0.5	ND<0.5	ND<0.5	ND<0.5	ND<5.0	--	--	--	--
	3/22-23/2010	6.15	0.00	19.16	ND<50	ND<0.5	ND<0.5	ND<0.5	ND<0.5	ND<5.0	--	--	--	--
	9/27/2010	7.85	0.00	17.46	ND<50	ND<0.5	ND<0.5	ND<0.5	ND<0.5	ND<5.0	--	--	--	--
MW-10	9/29/2005	9.43	0.00	14.87	--	--	--	--	--	--	--	--	--	--
24.30	12/29/2005	5.34	0.00	18.96	ND<50	ND<0.5	ND<0.5	ND<0.5	ND<0.5	ND<5.0	--	--	--	--
	3/27/2006	5.21	0.00	19.09	ND<50	ND<0.5	ND<0.5	ND<0.5	ND<0.5	12 (13)	--	--	--	--
	4/28/2006	6.64	0.00	17.66	--	--	--	--	--	--	--	--	--	--

TABLE 2

GROUNDWATER ELEVATION AND ANALYTICAL DATA
CREDIT WORLD AUTO SALES
2345 INTERNATIONAL BOULEVARD
OAKLAND, CALIFORNIA

Well ID TOC	Date Sampled	Depth to Groundwater (feet below)	SPH Thickness (feet)	Groundwater Elevation (feet above msl)	TPHg (µg/L)	Benzene (µg/L)	Toluene (µg/L)	Ethylbenzene (µg/L)	Xylenes (µg/L)	MTBE (µg/L)	TAME (µg/L)	TBA (µg/L)	DIPE (µg/L)	ETBE (µg/L)
	5/31/2006	7.23	0.00	17.07	--	--	--	--	--	--	--	--	--	--
	6/26/2006	8.19	0.00	16.11	ND<50	ND<0.5	ND<0.5	ND<0.5	ND<0.5	13 (15)	--	--	--	--
	7/26/2006	8.80	0.00	15.50	--	--	--	--	--	--	--	--	--	--
	8/25/2006	9.20	0.00	15.10	--	--	--	--	--	--	--	--	--	--
	9/28/2006	9.32	0.00	14.98	ND<50	ND<0.5	ND<0.5	ND<0.5	ND<0.5	ND<5.0	--	--	--	--
	10/26/2006	9.52	0.00	14.78	--	--	--	--	--	--	--	--	--	--
	11/28/2006	8.57	0.00	15.73	--	--	--	--	--	--	--	--	--	--
	12/21-22/2006	7.16	0.00	17.14	ND<50	ND<0.5	ND<0.5	ND<0.5	ND<0.5	ND<5.0	--	--	--	--
	1/25/2007	8.82	0.00	15.48	--	--	--	--	--	--	--	--	--	--
	2/23/2007	7.01	0.00	17.29	--	--	--	--	--	--	--	--	--	--
	3/26-27/2007	7.91	0.00	16.39	ND<50	ND<0.5	ND<0.5	ND<0.5	ND<0.5	6.5	--	--	--	--
	4/26/2007	7.03	0.00	17.27	--	--	--	--	--	--	--	--	--	--
	5/29/2007	8.10	0.00	16.20	--	--	--	--	--	--	--	--	--	--
	6/19-20/2007	9.13	0.00	15.17	ND<50	ND<0.5	ND<0.5	ND<0.5	ND<0.5	5.0 (7.5)	--	--	--	--
	7/24/2007	9.56	0.00	14.74	--	--	--	--	--	--	--	--	--	--
	8/27/2007	9.92	0.00	14.38	--	--	--	--	--	--	--	--	--	--
	9/26-27/2007	10.10	0.00	14.20	ND<50	ND<0.5	ND<0.5	ND<0.5	ND<0.5	ND<5.0	--	--	--	--
	10/30/2007	8.80	0.00	15.50	--	--	--	--	--	--	--	--	--	--
	11/29/2007	8.92	0.00	15.38	--	--	--	--	--	--	--	--	--	--
	12/19-20/2007	7.40	0.00	16.90	ND<50	ND<0.5	ND<0.5	ND<0.5	ND<0.5	ND<5.0	--	--	--	--
	1/17/2008	7.75	0.00	16.55	--	--	--	--	--	--	--	--	--	--
	2/15/2008	7.20	0.00	17.10	--	--	--	--	--	--	--	--	--	--
	3/17-18/2008	7.90	0.00	16.40	ND<50	ND<0.5	ND<0.5	ND<0.5	ND<0.5	7.0 (7.7)	--	--	--	--
	4/11/2008	8.52	0.00	15.78	--	--	--	--	--	--	--	--	--	--
	5/8/2008	8.72	0.00	15.58	--	--	--	--	--	--	--	--	--	--
	6/12/2008	9.40	0.00	14.90	ND<50	ND<0.5	ND<0.5	ND<0.5	ND<0.5	ND<5.0	--	--	--	--
	7/16/2008	9.65	0.00	14.65	--	--	--	--	--	--	--	--	--	--
	8/20/2008	9.90	0.00	14.40	--	--	--	--	--	--	--	--	--	--
	9/17-18/2008	10.07	0.00	14.23	ND<50	ND<0.5	ND<0.5	ND<0.5	ND<0.5	ND<5	--	--	--	--
	10/23/2008	10.27	0.00	14.03	--	--	--	--	--	--	--	--	--	--
	11/26/2008	8.72	0.00	15.58	--	--	--	--	--	--	--	--	--	--
	12/8/2008	9.16	0.00	15.14	ND<50	ND<0.5	ND<0.5	ND<0.5	ND<0.5	ND<5	--	--	--	--
	1/26/2009	7.14	0.00	17.16	--	--	--	--	--	--	--	--	--	--
	2/23/2009	6.81	0.00	17.49	--	--	--	--	--	--	--	--	--	--
	3/11/2009	6.01	0.00	18.29	ND<50	ND<0.5	ND<0.5	ND<0.5	ND<0.5	ND<5	--	--	--	--
	4/16/2009	8.85	0.00	15.45	--	--	--	--	--	--	--	--	--	--
	6/11/2009	8.69	0.00	15.61	ND<50	ND<0.5	ND<0.5	ND<0.5	ND<0.5	ND<5.0	--	--	--	--
	9/23-24/2009	9.36	0.00	14.94	ND<50	ND<0.5	ND<0.5	ND<0.5	ND<0.5	ND<5.0	--	--	--	--
	3/22/2010	6.26	0.00	18.04	ND<50	ND<0.5	ND<0.5	ND<0.5	ND<0.5	ND<5.0	--	--	--	--
	9/27/2010	7.69	0.00	16.61	ND<50	ND<0.5	ND<0.5	ND<0.5	ND<0.5	ND<5.0	--	--	--	--

TABLE 2

**GROUNDWATER ELEVATION AND ANALYTICAL DATA
CREDIT WORLD AUTO SALES
2345 INTERNATIONAL BOULEVARD
OAKLAND, CALIFORNIA**

Well ID TOC	Date Sampled	Depth to Groundwater (feet below)	SPH Thickness (feet)	Groundwater Elevation (feet above msl)	TPHg (µg/L)	Benzene (µg/L)	Toluene (µg/L)	Ethylbenzene (µg/L)	Xylenes (µg/L)	MTBE (µg/L)	TAME (µg/L)	TBA (µg/L)	DIPE (µg/L)	ETBE (µg/L)	
MW-11 23.57	12/29/2005	2.73	Sheen ^{Field & Lab}	20.84	1,700 c,d	ND<0.5	0.53	0.64	1.6	ND<5.0	--	--	--	--	
	3/27/2006	2.63	Sheen ^{Field & Lab}	20.94	880 e,d,c	ND<0.5	ND<0.5	ND<0.5	ND<0.5	ND<20 (ND<0.5)	ND<0.5	ND<5.0	ND<0.5	ND<0.5	
	4/28/2006	4.68	0.00	18.89	--	--	--	--	--	--	--	--	--	--	
	5/31/2006	6.65	0.00	16.92	--	--	--	--	--	--	--	--	--	--	
	6/26/2006	7.54	Sheen ^{Field}	16.03	590 d,e	ND<0.5	ND<0.5	ND<0.5	ND<0.5	ND<5.0 (ND<0.5)	ND<0.5	ND<5.0	ND<0.5	ND<0.5	
	7/26/2006	8.10	0.00	15.47	--	--	--	--	--	--	--	--	--	--	
	8/25/2006	8.65	0.00	14.92	--	--	--	--	--	--	--	--	--	--	
	9/28/2006	8.84	0.00	14.73	180 d	ND<0.5	ND<0.5	ND<0.5	ND<0.5	ND<5.0 (ND<0.5)	ND<0.5	ND<5.0	ND<0.5	ND<0.5	
	10/26/2006	9.34	0.00	14.23	--	--	--	--	--	--	--	--	--	--	
	11/28/2006	7.50	0.00	16.07	--	--	--	--	--	--	--	--	--	--	
	12/21-22/2006	5.45	Sheen ^{Field}	18.12	480 d,e	ND<0.5	0.62	ND<0.5	ND<0.5	ND<0.5	ND<5.0 (ND<0.5)	ND<0.5	ND<5.0	ND<0.5	ND<0.5
	1/25/2007	8.06	0.00	15.51	--	--	--	--	--	--	--	--	--	--	
	2/23/2007	4.12	0.00	19.45	--	--	--	--	--	--	--	--	--	--	
	3/26-27/2007	6.93	0.00	16.64	300 d	ND<0.5	ND<0.5	ND<0.5	ND<0.5	ND<5.0 (ND<0.5)	ND<0.5	ND<5.0	ND<0.5	ND<0.5	
	4/26/2007	5.02	0.00	18.55	--	--	--	--	--	--	--	--	--	--	
	5/29/2007	7.02	0.00	16.55	--	--	--	--	--	--	--	--	--	--	
	6/19-20/2007	8.37	Sheen ^{Field}	15.20	470 a,d	ND<0.5	0.91	ND<0.5	ND<0.5	ND<0.5	ND<5.0 (ND<0.5)	ND<0.5	ND<5.0	ND<0.5	ND<0.5
	MW-11 cont.	7/24/2007	8.97	0.00	14.60	--	--	--	--	--	--	--	--	--	--
		8/27/2007	9.86	0.00	13.71	--	--	--	--	--	--	--	--	--	--
		9/26-27/2007	9.88	0.00	13.69	350 e,d	ND<0.5	ND<0.5	ND<0.5	ND<0.5	ND<5.0 (ND<0.5)	ND<0.5	ND<5.0	ND<0.5	ND<0.5
10/30/2007		8.16	0.00	15.41	--	--	--	--	--	--	--	--	--	--	
11/29/2007		8.86	0.00	14.71	--	--	--	--	--	--	--	--	--	--	
12/19-20/2007		5.39	Sheen ^{Field}	18.18	470 e,d	ND<0.5	0.93	ND<0.5	ND<0.5	ND<5.0 (ND<0.5)	ND<0.5	ND<5.0	ND<0.5	ND<0.5	
1/17/2008		4.96	0.00	18.61	--	--	--	--	--	--	--	--	--	--	
2/15/2008		5.09	0.00	18.48	--	--	--	--	--	--	--	--	--	--	
3/17-18/2008		6.01	0.00	17.56	400 e,d	ND<0.5	ND<0.5	ND<0.5	0.97	ND<5.0 (ND<0.5)	ND<0.5	ND<2.0	ND<0.5	ND<0.5	
4/11/2008		7.30	0.00	16.27	--	--	--	--	--	--	--	--	--	--	
5/8/2008		8.48	0.00	15.09	--	--	--	--	--	--	--	--	--	--	
6/12/2008		9.23	0.00	14.34	340 i,d	ND<0.5	0.59	ND<0.5	ND<0.5	ND<5.0 (ND<0.5)	ND<0.5	ND<2.0	ND<0.5	ND<0.5	
7/16/2008		9.52	0.00	14.05	--	--	--	--	--	--	--	--	--	--	
8/20/2008		9.79	0.00	13.78	--	--	--	--	--	--	--	--	--	--	
9/17-18/2008		10.08	Sheen ^{Field}	13.49	550 d,i	ND<0.5	ND<0.5	ND<0.5	ND<0.5	ND<0.5	ND<5 (ND<0.5)	ND<0.5	ND<2.0	ND<0.5	ND<0.5
10/23/2008		10.30	0.00	13.27	--	--	--	--	--	--	--	--	--	--	
11/26/2008		8.32	0.00	15.25	--	--	--	--	--	--	--	--	--	--	
12/8/2008		8.79	Sheen ^{Field}	14.78	350 i	ND<0.5	ND<0.5	ND<0.5	ND<0.5	ND<0.5	ND<5 (ND<0.5)	ND<0.5	ND<2.0	ND<0.5	ND<0.5
1/26/2009		5.72	0.00	17.85	--	--	--	--	--	--	--	--	--	--	
2/23/2009	5.57	0.00	18.00	--	--	--	--	--	--	--	--	--	--		
3/11/2009	3.65	Sheen ^{Field}	19.92	630 d,i	ND<0.5	1.7	ND<0.5	ND<0.5	ND<0.5	ND<5 (ND<0.5)	ND<0.5	ND<2.0	ND<0.5	ND<0.5	
4/16/2009	6.95	0.00	16.62	--	--	--	--	--	--	--	--	--	--		

TABLE 2

**GROUNDWATER ELEVATION AND ANALYTICAL DATA
CREDIT WORLD AUTO SALES
2345 INTERNATIONAL BOULEVARD
OAKLAND, CALIFORNIA**

Well ID TOC	Date Sampled	Depth to Groundwater (feet below)	SPH Thickness (feet)	Groundwater Elevation (feet above msl)	TPHg (µg/L)	Benzene (µg/L)	Toluene (µg/L)	Ethylbenzene (µg/L)	Xylenes (µg/L)	MTBE (µg/L)	TAME (µg/L)	TBA (µg/L)	DIPE (µg/L)	ETBE (µg/L)
	6/11/2009	7.99	0.00	15.58	440 d,i	ND<0.5	0.60	0.52	ND<0.5	ND<5.0 (ND<0.5)	ND<0.5	ND<2.0	ND<0.5	ND<0.5
	9/23-24/2009	9.29	0.00	14.28	270 d,i	ND<0.5	ND<0.5	ND<0.5	ND<0.5	ND<5.0 (ND<0.5)	ND<0.5	ND<2.0	ND<0.5	ND<0.5
	3/22/2010	4.59	0.00	18.98	540 d,i	ND<0.5	1.0	ND<0.5	ND<0.5	ND<5.0 (ND<0.5)	ND<0.5	ND<2.0	ND<0.5	ND<0.5
	9/27/2010	7.89	0.00	15.68	ND<50	ND<0.5	ND<0.5	ND<0.5	ND<0.5	ND<5.0 (ND<0.5)	ND<0.5	ND<2.0	ND<0.5	ND<0.5
MW-12	12/29/2005	1.38	0.00	21.57	1,500 b	38	ND<5.0	77	60	10,000 (12,000)	--	--	--	--
22.95	3/27-28/2006	2.35	0.00	20.60	1,200 b	34	ND<2.5	76	47	8,200 (8,000)	190	ND<1,700	ND<170	ND<170
	4/28/2006	7.72	0.00	15.23	--	--	--	--	--	--	--	--	--	--
	5/31/2006	8.16	0.00	14.79	--	--	--	--	--	--	--	--	--	--
	6/26-27/2006	9.01	0.00	13.94	1,000 b	14	ND<5.0	17	ND<5.0	9,800 (8,200)	ND<500	ND<5,000	ND<500	ND<500
	7/26/2006	9.35	0.00	13.60	--	--	--	--	--	--	--	--	--	--
	8/25/2006	9.80	0.00	13.15	--	--	--	--	--	--	--	--	--	--
	9/28-29/2006	9.98	0.00	12.97	1,100 f	ND<5.0	ND<5.0	ND<5.0	ND<5.0	10,000 (9,700)	210	ND<1,700	ND<170	ND<170
	10/26/2006	10.02	0.00	12.93	--	--	--	--	--	--	--	--	--	--
	11/28/2006	8.70	0.00	14.25	--	--	--	--	--	--	--	--	--	--
	12/21-22/2006	6.83	0.00	16.12	1,000 b	20	ND<5.0	30	ND<5.0	11,000 (10,000)	ND<500	ND<5,000	ND<500	ND<500
	1/25/2007	9.78	0.00	13.17	--	--	--	--	--	--	--	--	--	--
	2/23/2007	4.40	0.00	18.55	--	--	--	--	--	--	--	--	--	--
	3/26-27/2007	8.61	0.00	14.34	1,400 b	16	ND<5.0	24	ND<5.0	11,000 (14,000)	ND<250	ND<2,500	ND<250	ND<250
MW-12	4/26/2007	6.71	0.00	16.24	--	--	--	--	--	--	--	--	--	--
cont.	5/29/2007	8.18	0.00	14.77	--	--	--	--	--	--	--	--	--	ND<120
	6/19-20/2007	9.59	Sheen ^{Field}	13.36	820 b	10	1.9	20	0.99	11,000 (11,000)	200	ND<1,200	ND<120	ND<120
	7/24/2007	10.07	0.00	12.88	--	--	--	--	--	--	--	--	--	--
	8/27/2007	10.48	0.00	12.47	--	--	--	--	--	--	--	--	--	--
	9/26-27/2007	10.62	0.00	12.33	530 f	ND<5.0	ND<5.0	ND<5.0	ND<5.0	9,700 (8,700)	ND<250	ND<2,500	ND<250	ND<250
	10/30/2007	9.35	0.00	13.60	--	--	--	--	--	--	--	--	--	--
	11/29/2007	8.88	0.00	14.07	--	--	--	--	--	--	--	--	--	--
	12/19-20/2007	5.64	0.00	17.31	360 b	5.2	ND<2.5	9.5	ND<2.5	7,800 (9,500)	ND<250	ND<2,500	ND<250	ND<250
	1/17/2008	5.37	0.00	17.58	--	--	--	--	--	--	--	--	--	--
	2/15/2008	5.45	0.00	17.50	--	--	--	--	--	--	--	--	--	--
	3/17-18/2008	8.12	0.00	14.83	780 b	13	ND<2.5	25	ND<2.5	7,700 (9,800)	130	ND<400	ND<100	ND<100
	4/11/2008	9.02	0.00	13.93	--	--	--	--	--	--	--	--	--	--
	5/8/2008	9.40	0.00	13.55	--	--	--	--	--	--	--	--	--	--
	6/12/2008	9.88	0.00	13.07	640 b	6.7	ND<5.0	5.4	ND<5.0	9,300 (9,000)	ND<250	ND<1,000	ND<250	ND<250
	7/16/2008	10.34	0.00	12.61	--	--	--	--	--	--	--	--	--	--
	8/20/2008	10.53	0.00	12.42	--	--	--	--	--	--	--	--	--	--
	9/17-18/2008	10.71	0.00	12.24	500 f	ND<2.5	ND<2.5	ND<2.5	ND<2.5	7,400 (8000)	200	ND<500	ND<120	ND<120
	10/23/2008	10.88	0.00	12.07	--	--	--	--	--	--	--	--	--	--
	11/26/2008	9.63	0.00	13.32	--	--	--	--	--	--	--	--	--	--
	12/8-9/2008	9.99	0.00	12.96	300 f	2.6	ND<2.5	2.9	ND<2.5	7,000 (7,300)	180	1,300	ND<170	ND<170

TABLE 2

**GROUNDWATER ELEVATION AND ANALYTICAL DATA
CREDIT WORLD AUTO SALES
2345 INTERNATIONAL BOULEVARD
OAKLAND, CALIFORNIA**

Well ID TOC	Date Sampled	Depth to Groundwater (feet below)	SPH Thickness (feet)	Groundwater Elevation (feet above msl)	TPHg (µg/L)	Benzene (µg/L)	Toluene (µg/L)	Ethylbenzene (µg/L)	Xylenes (µg/L)	MTBE (µg/L)	TAME (µg/L)	TBA (µg/L)	DIPE (µg/L)	ETBE (µg/L)
	1/26/2009		Inaccessible		--	--	--	--	--	--	--	--	--	--
	2/23/2009	7.74	0.00	15.21	--	--	--	--	--	--	--	--	--	--
	3/11-12/2009	3.62	0.00	19.33	2,000 b	18	5.1	ND<2.5	6.3	6,300 (7,300)	220	ND<800	ND<200	ND<200
	4/16/2009	6.89	0.00	16.06	--	--	--	--	--	--	--	--	--	--
	6/11/2009	9.31	0.00	13.64	2,600 b	7.8	ND<2.5	ND<2.5	6.0	6,400 (9,600)	200	ND<670	ND<170	ND<170
	9/23-24/2009	10.21	0.00	12.74	1,300 b	ND<2.5	3.7	ND<2.5	ND<2.5	8,200 (6,900)	ND<250	ND<1,000	ND<250	ND<250
	3/22-23/2010	6.58	0.00	16.37	2,400 b	12	5.8	ND<5.0	ND<5.0	11,000 (13,000)	ND<250	ND<1,000	ND<250	ND<250
	9/27/2010	9.83	0.00	13.12	2,200 b	3.5	9.0	0.72	1.4	10,000 (8,900)	240	ND<670	ND<170	ND<170
RW-1	9/29/2005	11.60	0.00	15.11	--	--	--	--	--	--	--	--	--	--
26.71	12/29/2005	--	--	--	--	--	--	--	--	--	--	--	--	--
	3/27-28/2006	6.60	Sheen ^{Lab}	20.11	19,000 b,c	1,800	45	340	92	ND<180	--	--	--	--
	4/28/2006	7.80	0.00	18.91	--	--	--	--	--	--	--	--	--	--
	5/31/2006	10.15	0.00	16.56	--	--	--	--	--	--	--	--	--	--
	6/26-27/2006	10.85	Sheen ^{Field}	15.86	8,800 b	1,400	30	85	36	ND<50	--	--	--	--
	7/26/2006	11.24	0.00	15.47	--	--	--	--	--	--	--	--	--	--
	8/25/2006	11.60	0.00	15.11	--	--	--	--	--	--	--	--	--	--
	9/28-29/2006	11.81	0.00	14.90	6,500 b	1,000	18	47	20	ND<100	--	--	--	--
	10/26/2006	11.98	0.00	14.73	--	--	--	--	--	--	--	--	--	--
	11/28/2006	10.73	0.00	15.98	--	--	--	--	--	--	--	--	--	--
RW-1	12/21-22/2006	9.10	Sheen ^{Field & Lab}	17.61	13,000 b,c	1,500	22	200	57	ND<120	--	--	--	--
cont.	1/25/2007	11.10	0.00	15.61	--	--	--	--	--	--	--	--	--	--
	2/23/2007	8.28	0.00	18.43	--	--	--	--	--	--	--	--	--	--
	3/26-27/2007	10.21	Sheen ^{Field}	16.50	11,000 b	1,200	17	110	43	ND<130	--	--	--	--
	4/26/2007	9.07	0.00	17.64	--	--	--	--	--	--	--	--	--	--
	5/29/2007	11.00	0.00	15.71	--	--	--	--	--	--	--	--	--	--
	6/19-20/2007	11.59	0.00	15.12	9,100 b	1,100	33	170	72	ND<100 (ND<5.0 h)	--	--	--	--
	7/24/2007	11.96	0.00	14.75	--	--	--	--	--	--	--	--	--	--
	8/27/2007	12.41	0.00	14.30	--	--	--	--	--	--	--	--	--	--
	9/26-27/2007	12.57	0.00	14.14	8,900 b	980	17	84	35	ND<90 (ND<2.5 h)	--	--	--	--
	10/30/2007	11.53	0.00	15.18	--	--	--	--	--	--	--	--	--	--
	11/29/2007	11.60	0.00	15.11	--	--	--	--	--	--	--	--	--	--
	12/19-20/2007	9.59	Sheen ^{Field}	17.12	9,800 b	1,500	39	250	94	ND<150	--	--	--	--
	1/17/2008	8.22	0.00	18.49	--	--	--	--	--	--	--	--	--	--
	2/15/2008	8.50	0.00	18.21	--	--	--	--	--	--	--	--	--	--
	3/17-18/2008	10.13	0.00	16.58	13,000 b,c	1,500	46	420	130	ND<250	--	--	--	--
	4/11/2008	10.76	0.00	15.95	--	--	--	--	--	--	--	--	--	--
	5/8/2008	11.37	0.00	15.34	--	--	--	--	--	--	--	--	--	--
	6/12/2008	11.68	Sheen ^{Field}	15.03	8,400 b	1,100	25	130	41	ND<110	--	--	--	--
	7/16/2008	12.18	0.00	14.53	--	--	--	--	--	--	--	--	--	--

TABLE 2

**GROUNDWATER ELEVATION AND ANALYTICAL DATA
CREDIT WORLD AUTO SALES
2345 INTERNATIONAL BOULEVARD
OAKLAND, CALIFORNIA**

Well ID TOC	Date Sampled	Depth to Groundwater (feet below)	SPH Thickness (feet)	Groundwater Elevation (feet above msl)	TPHg (µg/L)	Benzene (µg/L)	Toluene (µg/L)	Ethylbenzene (µg/L)	Xylenes (µg/L)	MTBE (µg/L)	TAME (µg/L)	TBA (µg/L)	DIPE (µg/L)	ETBE (µg/L)
	8/20/2008	12.35	0.00	14.36	--	--	--	--	--	--	--	--	--	--
	9/17-18/2008	12.74	0.01	13.98	11,000 b	740	14	100	43	ND<110 (ND<2.5 h)	--	--	--	--
	10/23/2008	12.86	Sheen ^{Field}	13.85	--	--	--	--	--	--	--	--	--	--
	11/26/2008	11.61	Sheen ^{Field}	15.10	--	--	--	--	--	--	--	--	--	--
	12/8-9/2008	11.90	Sheen ^{Field & Lab}	14.81	13,000 b,c	1,300	32	390	110	ND<100	--	--	--	--
	1/26/2009	9.58	0.00	17.13	--	--	--	--	--	--	--	--	--	--
	2/23/2009	9.04	0.00	17.67	--	--	--	--	--	--	--	--	--	--
	3/11/2009	6.86	0.00*	19.85	--	--	--	--	--	--	--	--	--	--
	4/16/2009	10.25	0.01	16.47	--	--	--	--	--	--	--	--	--	--
	6/11-12/2009	11.14	Sheen ^{Lab}	15.57	19,000 b	1,500	32	420	99	ND<210	--	--	--	--
	9/23-24/2009	12.12	0.04	14.62	--	--	--	--	--	--	--	--	--	--
	3/22-23/2010	8.69	0.00	18.02	9,000 b	960	22	130	32	ND<100	--	--	--	--
	9/27-28/2010	11.66	0.00	15.05	8,500 b	1,300	27	230	71	ND<350	--	--	--	--

Abbreviations and Notes:

TOC = Top of well casing elevation, measured in feet above mean sea level

msl = mean sea level

SPH = Separate phase hydrocarbons

Groundwater elevation calculated according to the relationship Groundwater Elevation = TOC - (Depth to Groundwater) + (0.8)(SPH Thickness)

TPHg = Total petroleum hydrocarbons as gasoline by modified EPA Method SW8015C

Benzene, Toluene, Ethylbenzene, Xylenes by EPA Method SW8021B (by SW8260B if in parenthesis)

MTBE = Methyl tertiary butyl ether by EPA Method SW8021B (by SW8260B if in parenthesis)

TAME = Tertiary amyl methyl ether by EPA Method SW8260B

TBA = Tertiary butyl alcohol by EPA Method SW8260B

DIPE = Diisopropyl ether by EPA Method SW8260B

ETBE = Ethyl tertiary butyl ether by EPA Method SW8260B

µg/L = Micrograms per liter

ND = not detected above laboratory detection limits

Sheen = A sheen was observed on the water's surface

Field = Observed in the field

Lab = Observed in analytical laboratory

* = SPH observed in well after purging

-- = Not available, not analyzed, does not apply, or no SPH was measured or observed.

a = Top of casing elevation surveyed 6/13/01 to City of Oakland datum by Renner Survey Company of Burlingame, California for Sequoia Environmental.

b = Unmodified or weakly modified gasoline is significant.

c = Lighter that water immiscible sheen / product is present.

d = No recognizable pattern.

e = Heavier gasoline range compounds are significant (aged gasoline?).

f = One to a few isolated non-target peaks present.

g = Liquid sample that contains greater than ~1 vol. % sediment

h = Sample diluted due to high organic content/matrix interference

GROUNDWATER ELEVATION AND ANALYTICAL DATA
CREDIT WORLD AUTO SALES
2345 INTERNATIONAL BOULEVARD
OAKLAND, CALIFORNIA

<i>Well ID</i>	<i>Date Sampled</i>	<i>Depth to Groundwater</i>	<i>SPH Thickness</i>	<i>Groundwater Elevation</i>	<i>TPHg</i>	<i>Benzene</i>	<i>Toluene</i>	<i>Ethylbenzene</i>	<i>Xylenes</i>	<i>MTBE</i>	<i>TAME</i>	<i>TBA</i>	<i>DIPE</i>	<i>ETBE</i>
<i>TOC</i>		<i>(feet below)</i>	<i>(feet)</i>	<i>(feet above msl)</i>	<i>(µg/L)</i>	<i>(µg/L)</i>	<i>(µg/L)</i>	<i>(µg/L)</i>	<i>(µg/L)</i>	<i>(µg/L)</i>	<i>(µg/L)</i>	<i>(µg/L)</i>	<i>(µg/L)</i>	<i>(µg/L)</i>

i = Strongly aged gasoline or diesel range compounds are significant in the TPH(g) chromatogram

Wells were surveyed on December 7, 2005 by Virgil Chavez Land Surveying (PLS 6323). The benchmark was a pin in monument well located at the centerline of International Boulevard and Miller Avenue.

The benchmark elevation is 25.86 feet above msl (NGVD 29).

SEPARATE-PHASE HYDROCARBON REMOVAL SUMMARY
CREDIT WORLD AUTO SALES
2345 INTERNATIONAL BOULEVARD
OAKLAND, CALIFORNIA

<i>Well ID</i>	<i>Date</i>	<i>Depth to SPH (feet below TOC)</i>	<i>Depth to Groundwater (feet below TOC)</i>	<i>SPH Thickness (feet)</i>	<i>Hydrocarbons Removed (liters)</i>	<i>Hydrocarbons Removed (gallons)</i>	<i>Cumulative Hydrocarbons Removed (gallons)</i>
MW-1	12/30/1997	10.79	10.96	0.17	0.10	0.03	0.03
	6/11/1999	12.55	12.56	0.01	0.01	0.00	0.03
	9/15/1999	13.85	14.85	1.00	0.60	0.16	0.19
	12/28/1999	8.15	8.31	0.16	0.10	0.03	0.21
	6/13/2001	11.47	15.83	4.36	2.62	0.69	0.90
	12/27/2003	8.15	8.31	0.16	3.00	0.79	1.70
	3/23/2003	10.60	10.65	0.05	1.26	0.33	2.03
	4/4/2003	10.19	10.23	0.04	0.94	0.25	2.28
	5/1/2003	9.80	9.85	0.05	0.49	0.13	2.40
	5/29/2003	11.83	12.11	0.28	1.00	0.26	2.67
	7/25/2003	11.99	12.24	0.25	0.50	0.13	2.80
	8/11/2003	12.07	12.37	0.30	0.50	0.13	2.93
	8/29/2003	12.07	12.40	0.33	0.50	0.13	3.06
	9/12/2003	12.59	12.90	0.31	0.48	0.13	3.19
	9/26/2003	12.55	12.84	0.29	0.50	0.13	3.32
	10/10/2003	12.61	12.72	0.11	0.11	0.03	3.35
	10/30/2003	12.68	12.75	0.07	0.08	0.02	3.37
	11/25/2003	12.59	12.69	0.10	0.10	0.03	3.40
	12/4/2003	12.40	12.50	0.10	0.10	0.03	3.43
	12/23/2003	11.97	12.08	0.11	0.10	0.03	3.45
	1/30/2004	9.64	10.05	0.41	0.75	0.20	3.65
	2/20/2004	9.50	9.97	0.47	0.50	0.13	3.78
	3/12/2004	9.93	10.45	0.52	1.00	0.26	4.05
	3/30/2004	10.35	11.21	0.86	1.11	0.29	4.34
	4/14/2004	11.77	12.65	0.88	1.00	0.26	4.60
	4/23/2004	11.60	12.11	0.51	1.00	0.26	4.87
	5/7/2004	11.63	12.05	0.42	1.00	0.26	5.13
	5/28/2004	11.68	12.08	0.40	1.00	0.26	5.40
	6/4/2004	11.51	11.94	0.43	0.50	0.13	5.53
	6/18/2004	11.55	12.01	0.46	0.33	0.09	5.62
	7/29/2004	12.65	13.25	0.60	1.00	0.26	5.88
	8/13/2004	12.97	13.40	0.43	1.00	0.26	6.14
	8/27/2004	12.96	13.46	0.50	1.00	0.26	6.41
	9/10/2004	12.96	13.48	0.52	1.50	0.40	6.81
	9/23/2004	13.06	13.56	0.50	2.50	0.66	7.47
	10/5/2004	13.00	13.50	0.50	2.50	0.66	8.13
	10/21/2004	13.49	13.59	0.10	2.50	0.66	8.79
	11/2/2004	13.00	13.10	0.10	2.00	0.53	9.31
	11/12/2004	12.83	12.97	0.14	1.50	0.40	9.71
	12/2/2004	12.81	12.91	0.10	1.50	0.40	10.11
12/10/2004	12.84	12.94	0.10	1.50	0.40	10.50	
2/9/2005	10.01	10.53	0.52	0.51	0.13	10.64	
2/25/2005	8.01	8.51	0.50	1.00	0.26	10.90	
3/11/2005	8.32	8.40	0.08	0.20	0.05	10.96	
3/25/2005	7.70	7.76	0.06	0.05	0.01	10.97	

SEPARATE-PHASE HYDROCARBON REMOVAL SUMMARY
CREDIT WORLD AUTO SALES
2345 INTERNATIONAL BOULEVARD
OAKLAND, CALIFORNIA

<i>Well ID</i>	<i>Date</i>	<i>Depth to SPH (feet below TOC)</i>	<i>Depth to Groundwater (feet below TOC)</i>	<i>SPH Thickness (feet)</i>	<i>Hydrocarbons Removed (liters)</i>	<i>Hydrocarbons Removed (gallons)</i>	<i>Cumulative Hydrocarbons Removed (gallons)</i>
MW-1 <i>(cont.)</i>	4/7/2005	8.26	8.29	0.03	0.10	0.03	10.99
	4/22/2005	9.71	9.93	0.22	0.66	0.17	11.17
	5/13/2005	9.71	9.81	0.10	0.30	0.08	11.25
	5/27/2005	10.55	10.63	0.08	0.45	0.12	11.37
	6/10/2005	10.10	10.38	0.28	0.70	0.18	11.55
	6/24/2005	10.94	11.00	0.06	0.55	0.15	11.70
	7/7/2005	11.63	11.70	0.07	0.24	0.06	11.76
	7/22/2005	11.90	11.95	0.05	0.05	0.01	11.77
	8/5/2005	12.20	12.29	0.09	0.03	0.01	11.78
8/8/2005	Well MW-1 reconstructed as well MW-1A						
MW-1A	9/29/2005	--	11.92	0.00	0.00	0.00	0.00
	12/29-30/2005	--	6.85	0.00	0.00	0.00	0.00
	3/27-28/2006	--	6.70	0.00	0.00	0.00	0.00
	4/28/2006	--	8.42	0.00	0.00	0.00	0.00
	5/31/2006	--	10.74	0.00	0.00	0.00	0.00
	6/26-27/2006	--	11.49	0.00	0.00	0.00	0.00
	7/26/2006	--	12.51	0.00	0.00	0.00	0.00
	8/25/2006	--	12.21	0.00	0.00	0.00	0.00
	9/28-29/2006	--	12.55	0.00	0.00	0.00	0.00
	10/26/2006	--	13.32	0.00	0.00	0.00	0.00
	11/28/2006	--	12.70	0.00	0.00	0.00	0.00
	12/21-22/2006	--	9.82	0.00	0.00	0.00	0.00
	1/25/2007	--	12.97	0.00	0.00	0.00	0.00
	2/23/2007	--	8.51	0.00	0.00	0.00	0.00
	3/26-27/2007	--	10.65	0.00	0.00	0.00	0.00
	4/26/2007	--	9.60	0.00	0.00	0.00	0.00
	5/29/2007	--	12.61	0.00	0.00	0.00	0.00
	6/19/2007	--	12.15	0.00	0.00	0.00	0.00
	7/24/2007	--	12.56	0.00	0.00	0.00	0.00
	8/27/2007	--	12.97	0.00	0.00	0.00	0.00
	9/26/2007	--	13.10	0.00	0.00	0.00	0.00
	10/30/2007	13.13	13.14	0.01	0.00	0.00	0.00
	11/29/2007	13.15	13.16	0.01	0.00	0.00	0.00
	12/19/2007	--	10.04	0.00	0.00	0.00	0.00
	1/17/2008	--	10.30	0.00	0.00	0.00	0.00
	2/15/2008	--	10.59	0.00	0.00	0.00	0.00
	3/17/2008	--	10.83	0.00	0.00	0.00	0.00
	4/11/2008	--	12.81	0.00	0.00	0.00	0.00
	5/8/2008	13.01	13.02	0.01	0.00	0.00	0.00
	6/12/2008	--	12.25	0.00	0.00	0.00	0.00
	7/16/2008	13.54	13.55	0.01	0.00	0.00	0.00
	8/20/2008	13.65	13.66	0.01	0.00	0.00	0.00
	9/17/2008	13.23	13.24	0.01	0.00	0.00	0.00
	10/23/2008	13.59	13.60	0.01	0.00	0.00	0.00

SEPARATE-PHASE HYDROCARBON REMOVAL SUMMARY
 CREDIT WORLD AUTO SALES
 2345 INTERNATIONAL BOULEVARD
 OAKLAND, CALIFORNIA

Well ID	Date	Depth to SPH (feet below TOC)	Depth to Groundwater (feet below TOC)	SPH Thickness (feet)	Hydrocarbons Removed (liters)	Hydrocarbons Removed (gallons)	Cumulative Hydrocarbons Removed (gallons)
MW-1A (cont.)	11/26/2008	13.25	13.26	0.01	0.00	0.00	0.00
	12/8/2008	--	12.41	0.00	0.00	0.00	0.00
	1/26/2009	--	10.50	0.00	0.00	0.00	0.00
	2/23/2009	--	10.11	0.00	0.00	0.00	0.00
	3/11/2009	10.13	10.27	0.14	0.10	0.03	0.03
	4/16/2009	11.47	11.48	0.01	0.005	0.00	0.03
	6/11/2009	--	11.89	0.00	0.00	0.00	0.03
	9/23/2009	12.67	12.70	0.03	0.05	0.01	0.04
	3/22/2010	--	9.18	0.00	0.00	0.00	0.04
	9/27/2010	12.03	12.15	0.12	0.30	0.08	0.12
MW-1B	9/29/2005	--	13.62	0.00	0.00	0.00	0.00
	12/29-30/2005	--	10.38	0.00	0.00	0.00	0.00
	3/27-28/2006	--	10.54	0.00	0.00	0.00	0.00
	4/28/2006	--	11.15	0.00	0.00	0.00	0.00
	5/31/2006	--	12.40	0.00	0.00	0.00	0.00
	6/26-27/2006	--	12.80	0.00	0.00	0.00	0.00
	7/26/2006	--	13.20	0.00	0.00	0.00	0.00
	8/25/2006	--	13.42	0.00	0.00	0.00	0.00
	9/28-29/2006	--	13.50	0.00	0.00	0.00	0.00
	10/26/2006	--	13.74	0.00	0.00	0.00	0.00
	11/28/2006	--	13.18	0.00	0.00	0.00	0.00
	12/21-22/2006	--	12.20	0.00	0.00	0.00	0.00
	1/25/2007	--	14.09	0.00	0.00	0.00	0.00
	2/23/2007	--	11.73	0.00	0.00	0.00	0.00
	3/26-27/2007	--	12.82	0.00	0.00	0.00	0.00
	4/26/2007	--	12.20	0.00	0.00	0.00	0.00
	5/29/2007	--	12.75	0.00	0.00	0.00	0.00
	6/19/2007	--	13.62	0.00	0.00	0.00	0.00
	7/24/2007	--	14.29	0.00	0.00	0.00	0.00
	8/27/2007	--	14.21	0.00	0.00	0.00	0.00
	9/26/2007	--	14.27	0.00	0.00	0.00	0.00
	10/30/2007	--	13.72	0.00	0.00	0.00	0.00
	11/29/2007	--	13.61	0.00	0.00	0.00	0.00
	12/19/2007	--	12.22	0.00	0.00	0.00	0.00
	1/17/2008	--	12.27	0.00	0.00	0.00	0.00
	2/15/2008	--	11.68	0.00	0.00	0.00	0.00
	3/17/2008	--	12.50	0.00	0.00	0.00	0.00
	4/11/2008	--	16.18	0.00	0.00	0.00	0.00
	5/8/2008	--	15.35	0.00	0.00	0.00	0.00
	6/12/2008	--	13.70	0.00	0.00	0.00	0.00
	7/16/2008	--	14.16	0.00	0.00	0.00	0.00
	8/20/2008	--	14.27	0.00	0.00	0.00	0.00
9/17/2008	--	14.21	0.00	0.00	0.00	0.00	
10/23/2008	--	14.57	0.00	0.00	0.00	0.00	

SEPARATE-PHASE HYDROCARBON REMOVAL SUMMARY
CREDIT WORLD AUTO SALES
2345 INTERNATIONAL BOULEVARD
OAKLAND, CALIFORNIA

<i>Well ID</i>	<i>Date</i>	<i>Depth to SPH (feet below TOC)</i>	<i>Depth to Groundwater (feet below TOC)</i>	<i>SPH Thickness (feet)</i>	<i>Hydrocarbons Removed (liters)</i>	<i>Hydrocarbons Removed (gallons)</i>	<i>Cumulative Hydrocarbons Removed (gallons)</i>
MW-1B <i>(cont.)</i>	11/26/2008	--	14.08	0.00	0.00	0.00	0.00
	12/8/2008	--	13.63	0.00	0.00	0.00	0.00
	1/26/2009	--	12.35	0.00	0.00	0.00	0.00
	2/23/2009	--	11.98	0.00	0.00	0.00	0.00
	3/11/2009	--	11.10	0.00	0.00	0.00	0.00
	4/16/2009	--	13.69	0.00	0.00	0.00	0.00
	6/11/2009	--	13.02	0.00	0.00	0.00	0.00
	9/23/2009	--	13.75	0.00	0.00	0.00	0.00
	3/22/2010	--	12.08	0.00	0.00	0.00	0.00
	9/27/2010	--	13.41	0.00	0.00	0.00	0.00
MW-2	6/28/1995	12.77	13.50	0.73	0.44	0.12	0.12
	9/28/1995	14.09	14.63	0.54	0.32	0.09	0.20
	12/26/1995	11.68	12.58	0.90	0.54	0.14	0.34
	3/22/1996	11.31	11.46	0.15	0.09	0.02	0.37
	6/20/1996	12.71	13.08	0.37	0.22	0.06	0.43
	9/30/1996	12.92	16.67	3.75	2.25	0.59	1.02
	12/27/1996	8.17	15.74	7.57	4.54	1.20	2.22
	6/28/1997	11.94	11.98	0.04	0.02	0.01	2.23
	9/18/1997	13.44	13.44	0.00	0.00	0.00	2.23
	12/10/1998	10.81	12.91	2.10	1.26	0.33	2.56
	3/26/1999	8.86	9.06	0.20	0.12	0.03	2.59
	9/15/1999	12.59	15.59	3.00	1.80	0.48	3.07
	12/28/1999	12.31	16.81	4.50	2.70	0.71	3.78
	6/13/2001	11.69	14.84	3.15	1.89	0.50	4.28
	6/20/2002	14.10	14.80	0.70	0.42	0.11	4.39
	10/21/2002	16.74	16.98	0.24	0.14	0.04	4.43
	12/27/2002	13.15	13.58	0.43	3.00	0.79	5.22
	3/23/2003	15.20	15.49	0.29	5.68	1.50	6.72
	4/4/2003	14.72	14.80	0.08	3.78	1.00	7.72
	5/1/2003	13.59	13.63	0.04	0.49	0.13	7.85
	5/29/2003	15.64	16.08	0.44	1.00	0.26	8.11
	7/25/2003	15.81	16.31	0.50	0.50	0.13	8.24
	8/11/2003	15.99	16.44	0.45	0.50	0.13	8.37
	8/29/2003	15.92	16.75	0.83	0.50	0.13	8.51
	9/12/2003	16.29	17.10	0.81	0.95	0.25	8.76
	9/26/2003	16.27	17.14	0.87	1.90	0.50	9.26
	10/10/2003	16.35	17.10	0.75	1.89	0.50	9.76
	10/30/2003	16.41	17.03	0.62	0.95	0.25	10.01
	11/25/2003	16.08	16.98	0.90	3.79	1.00	11.01
	12/4/2003	15.74	16.75	1.01	3.79	1.00	12.01
	12/11/2003	15.81	16.90	1.09	3.79	1.00	13.01
	12/23/2003	15.60	16.55	0.95	3.79	1.00	14.01
1/30/2004	8.91	10.69	1.78	3.00	0.79	14.80	
2/20/2004	8.74	10.72	1.98	4.00	1.06	15.86	

**SEPARATE-PHASE HYDROCARBON REMOVAL SUMMARY
CREDIT WORLD AUTO SALES
2345 INTERNATIONAL BOULEVARD
OAKLAND, CALIFORNIA**

<i>Well ID</i>	<i>Date</i>	<i>Depth to SPH (feet below TOC)</i>	<i>Depth to Groundwater (feet below TOC)</i>	<i>SPH Thickness (feet)</i>	<i>Hydrocarbons Removed (liters)</i>	<i>Hydrocarbons Removed (gallons)</i>	<i>Cumulative Hydrocarbons Removed (gallons)</i>
	3/12/2004	9.05	11.19	2.14	6.41	1.69	17.55
	3/30/2004	10.16	10.67	0.51	0.51	0.13	17.69
	4/14/2004	11.18	12.61	1.43	1.50	0.40	18.08
	4/23/2004	11.79	12.84	1.05	3.50	0.92	19.01
MW-2	5/7/2004	11.75	12.89	1.14	5.00	1.32	20.33
<i>(cont.)</i>	5/28/2004	11.83	12.77	0.94	5.00	1.32	21.65
	6/4/2004	11.77	12.62	0.85	4.50	1.19	22.84
	6/18/2004	11.79	12.66	0.87	5.00	1.32	24.16
	7/29/2004	15.05	15.10	0.05	1.00	0.26	24.42
	8/13/2004	15.23	15.28	0.05	1.50	0.40	24.82
	8/27/2004	15.31	15.39	0.08	1.50	0.40	25.22
	9/10/2004	15.24	15.33	0.09	2.00	0.53	25.74
	9/23/2004	15.29	15.39	0.10	2.00	0.53	26.27
	10/5/2004	15.17	15.33	0.16	2.00	0.53	26.80
	10/21/2004	15.23	15.46	0.23	2.00	0.53	27.33
	11/2/2004	14.28	14.96	0.68	3.50	0.92	28.25
	11/12/2004	14.38	14.83	0.45	3.00	0.79	29.05
	12/2/2004	14.34	14.79	0.45	2.50	0.66	29.71
	12/10/2004	14.40	14.81	0.41	2.50	0.66	30.37
	2/9/2005	10.18	10.95	0.77	2.28	0.60	30.97
	2/25/2005	8.21	8.65	0.44	1.50	0.40	31.37
	3/11/2005	8.83	8.89	0.06	1.10	0.29	31.66
	3/25/2005	7.75	7.83	0.08	0.70	0.18	31.84
	4/7/2005	8.49	8.53	0.04	1.15	0.30	32.14
	4/22/2005	9.76	10.08	0.32	1.66	0.44	32.58
	5/13/2005	9.85	9.98	0.13	1.20	0.32	32.90
	5/27/2005	10.38	10.97	0.59	2.00	0.53	33.43
	6/10/2005	9.98	10.01	0.03	1.20	0.32	33.75
	6/24/2005	10.88	11.73	0.85	1.90	0.50	34.25
	7/7/2005	11.50	12.08	0.58	1.75	0.46	34.71
	7/22/2005	11.74	12.49	0.75	1.50	0.40	35.10
	8/5/2005	12.00	12.37	0.37	1.36	0.36	35.46
	8/9/2005						
					Well MW-2 reconstructed as well MW-2A		
MW-2A	9/29/2005	--	10.95	0.00	0.00	0.00	0.00
	12/29-30/2005	--	5.41	0.00	0.00	0.00	0.00
	3/27-28/2006	--	5.04	0.00	0.00	0.00	0.00
	4/28/2006	--	6.92	0.00	0.00	0.00	0.00
	5/31/2006	--	8.85	0.00	0.00	0.00	0.00
	6/26-27/2006	--	9.75	0.00	0.00	0.00	0.00
	7/26/2006	--	10.44	0.00	0.00	0.00	0.00
	8/25/2006	--	10.80	0.00	0.00	0.00	0.00
	9/28-29/2006	--	10.93	0.00	0.00	0.00	0.00
	10/26/2006	--	11.15	0.00	0.00	0.00	0.00
	11/28/2006	--	9.73	0.00	0.00	0.00	0.00

SEPARATE-PHASE HYDROCARBON REMOVAL SUMMARY
CREDIT WORLD AUTO SALES
2345 INTERNATIONAL BOULEVARD
OAKLAND, CALIFORNIA

Well ID	Date	Depth to SPH (feet below TOC)	Depth to Groundwater (feet below TOC)	SPH Thickness (feet)	Hydrocarbons Removed (liters)	Hydrocarbons Removed (gallons)	Cumulative Hydrocarbons Removed (gallons)
MW-2A (cont.)	12/21-22/2006	--	7.77	0.00	0.00	0.00	0.00
	1/25/2007	--	10.20	0.00	0.00	0.00	0.00
	2/23/2007	--	6.98	0.00	0.00	0.00	0.00
	3/26-27/2007	--	9.10	0.00	0.00	0.00	0.00
	4/26/2007	--	7.68	0.00	0.00	0.00	0.00
	5/29/2007	--	10.02	0.00	0.00	0.00	0.00
	6/19/2007	--	10.66	0.00	0.00	0.00	0.00
	7/24/2007	--	11.11	0.00	0.00	0.00	0.00
	8/27/2007	--	11.61	0.00	0.00	0.00	0.00
	9/26/2007	--	11.69	0.00	0.00	0.00	0.00
	10/30/2007	--	10.63	0.00	0.00	0.00	0.00
	11/29/2007	--	10.62	0.00	0.00	0.00	0.00
	12/19/2007	--	8.13	0.00	0.00	0.00	0.00
	1/17/2008	--	7.28	0.00	0.00	0.00	0.00
	2/15/2008	--	7.36	0.00	0.00	0.00	0.00
	3/17/2008	--	9.00	0.00	0.00	0.00	0.00
	4/11/2008	--	9.89	0.00	0.00	0.00	0.00
	5/8/2008	--	10.45	0.00	0.00	0.00	0.00
	6/12/2008	--	10.95	0.00	0.00	0.00	0.00
	7/16/2008	--	11.29	0.00	0.00	0.00	0.00
	8/20/2008	--	11.55	0.00	0.00	0.00	0.00
	9/17/2008	--	11.78	0.00	0.00	0.00	0.00
	10/23/2008	--	11.82	0.00	0.00	0.00	0.00
	11/26/2008	--	10.55	0.00	0.00	0.00	0.00
	12/8/2008	--	10.83	0.00	0.00	0.00	0.00
	1/26/2009	--	8.13	0.00	0.00	0.00	0.00
	2/23/2009	--	7.95	0.00	0.00	0.00	0.00
	3/11/2009	9.47	9.66	0.19	0.18	0.05	0.05
	4/16/2009	--	9.02	0.00	0.00	0.00	0.05
	6/11/2009	--	10.20	0.00	0.00	0.00	0.05
9/23/2009	11.10	11.15	0.05	0.11	0.03	0.08	
3/22/2010	--	7.10	0.00	0.00	0.00	0.08	
9/27/2010	--	9.73	0.00	0.00	0.00	0.08	
MW-3	4/16/1992	13.98	14.14	0.16	0.10	0.03	0.03
	9/16/1994	15.37	15.42	0.05	0.03	0.01	0.04
	3/31/1995	12.52	12.98	0.46	0.28	0.07	0.11
	6/28/1995	14.15	14.20	0.05	0.03	0.01	0.12
	12/26/1995	13.27	13.33	0.06	0.04	0.01	0.13
	3/22/1995	12.77	12.81	0.04	0.02	0.01	0.13
	6/20/1996	13.88	13.95	0.07	0.04	0.01	0.15
	9/24/1996	14.82	14.86	0.04	0.02	0.01	0.15
	12/27/1996	10.98	11.04	0.06	0.04	0.01	0.16
	6/28/1997	13.66	13.72	0.06	0.04	0.01	0.17
12/28/1999	14.91	15.16	0.25	0.15	0.04	0.21	

SEPARATE-PHASE HYDROCARBON REMOVAL SUMMARY
CREDIT WORLD AUTO SALES
2345 INTERNATIONAL BOULEVARD
OAKLAND, CALIFORNIA

<i>Well ID</i>	<i>Date</i>	<i>Depth to SPH (feet below TOC)</i>	<i>Depth to Groundwater (feet below TOC)</i>	<i>SPH Thickness (feet)</i>	<i>Hydrocarbons Removed (liters)</i>	<i>Hydrocarbons Removed (gallons)</i>	<i>Cumulative Hydrocarbons Removed (gallons)</i>
MW-3 <i>(cont.)</i>	6/13/2001	14.30	14.70	0.40	0.24	0.06	0.27
	6/20/2002	14.66	14.68	0.02	0.01	0.00	0.28
	12/27/2002	11.20	11.37	0.17	3.00	0.79	1.07
	5/29/2003	13.91	13.99	0.08	0.01	0.03	1.10
	7/25/2003	14.02	14.12	0.10	0.20	0.05	1.15
	8/11/2003	14.25	14.35	0.10	0.15	0.04	1.19
	8/29/2003	14.18	14.33	0.15	0.15	0.04	1.23
	9/12/2003	14.41	14.55	0.14	0.10	0.03	1.25
	9/26/2003	14.46	14.51	0.05	0.15	0.04	1.29
	10/10/2003	14.50	14.58	0.08	0.20	0.05	1.35
	10/30/2003	14.59	14.63	0.04	0.12	0.03	1.38
	11/25/2003	14.30	14.40	0.10	0.11	0.03	1.41
	12/4/2003	14.18	14.28	0.10	0.10	0.03	1.43
	12/23/2003	13.81	13.91	0.10	0.05	0.01	1.45
	1/30/2004	10.16	10.53	0.37	1.00	0.26	1.71
	2/20/2004	10.08	10.48	0.40	1.00	0.26	1.98
	3/12/2004	11.53	11.95	0.42	2.25	0.59	2.57
	3/30/2004	12.14	12.18	0.04	0.60	0.16	2.73
	4/14/2004	12.81	13.42	0.61	1.50	0.40	3.13
	4/23/2004	12.94	13.53	0.59	3.50	0.92	4.05
	5/7/2004	12.99	13.43	0.44	4.50	1.19	5.24
	5/28/2004	12.74	13.32	0.58	5.00	1.32	6.56
	6/4/2004	12.70	13.29	0.59	5.00	1.32	7.88
	6/18/2004	12.78	13.33	0.55	5.00	1.32	9.20
	7/29/2004	15.80	15.81	0.01	0.05	0.01	9.21
	8/13/2004	15.97	15.99	0.02	0.10	0.03	9.24
	8/27/2004	16.05	16.07	0.02	0.50	0.13	9.37
	9/10/2004	16.03	16.05	0.02	0.75	0.20	9.57
	9/23/2004	16.15	16.17	0.02	0.50	0.13	9.70
	10/5/2004	16.05	16.10	0.05	0.75	0.20	9.90
	10/21/2004	16.17	16.22	0.05	1.00	0.26	10.17
	11/2/2004	16.58	16.68	0.10	1.00	0.26	10.43
	11/12/2004	16.50	16.60	0.10	1.50	0.40	10.83
12/2/2004	16.40	16.53	0.13	2.00	0.53	11.35	
12/10/2004	16.41	16.51	0.10	2.00	0.53	11.88	
2/9/2005	13.65	13.98	0.33	2.55	0.67	12.56	
2/25/2005	10.85	11.15	0.30	1.50	0.40	12.95	
3/11/2005	13.06	13.19	0.13	0.60	0.16	13.11	
3/25/2005	11.13	11.29	0.16	0.60	0.16	13.27	
4/7/2005	11.75	11.88	0.13	1.45	0.38	13.65	
4/22/2005	13.59	13.91	0.32	1.31	0.35	14.00	
5/13/2005	13.02	13.07	0.05	1.17	0.31	14.31	
5/27/2005	13.50	13.52	0.02	1.30	0.34	14.65	
6/10/2005	12.64	12.70	0.06	1.40	0.37	15.02	
6/24/2005	13.38	13.47	0.09	1.10	0.29	15.31	

SEPARATE-PHASE HYDROCARBON REMOVAL SUMMARY
CREDIT WORLD AUTO SALES
2345 INTERNATIONAL BOULEVARD
OAKLAND, CALIFORNIA

<i>Well ID</i>	<i>Date</i>	<i>Depth to SPH (feet below TOC)</i>	<i>Depth to Groundwater (feet below TOC)</i>	<i>SPH Thickness (feet)</i>	<i>Hydrocarbons Removed (liters)</i>	<i>Hydrocarbons Removed (gallons)</i>	<i>Cumulative Hydrocarbons Removed (gallons)</i>
	7/7/2005	14.65	14.81	0.16	1.32	0.35	15.66
	7/22/2005	14.23	14.70	0.47	1.20	0.32	15.98
	8/5/2005	14.31	14.40	0.09	1.10	0.29	16.27
	8/10/2005			Well MW-3 reconstructed as well MW-3A			
MW-3A	9/29/2005	--	12.52	0.00	0.00	0.00	0.00
	12/29-30/2005	--	5.37	0.00	0.00	0.00	0.00
MW-3A	3/27-28/2006	--	5.59	0.00	0.00	0.00	0.00
<i>(cont.)</i>	4/28/2006	--	7.94	0.00	0.00	0.00	0.00
	5/31/2006	--	10.82	0.00	0.00	0.00	0.00
	6/26-27/2006	--	11.63	0.00	0.00	0.00	0.00
	7/26/2006	--	12.00	0.00	0.00	0.00	0.00
	8/25/2006	--	12.35	0.00	0.00	0.00	0.00
	9/28-29/2006	--	12.60	0.00	0.00	0.00	0.00
	10/26/2006	--	12.81	0.00	0.00	0.00	0.00
	11/28/2006	--	10.42	0.00	0.00	0.00	0.00
	12/21-22/2006	--	8.94	0.00	0.00	0.00	0.00
	1/25/2007	--	11.73	0.00	0.00	0.00	0.00
	2/23/2007	--	7.30	0.00	0.00	0.00	0.00
	3/26-27/2007	--	10.74	0.00	0.00	0.00	0.00
	4/26/2007	--	8.90	0.00	0.00	0.00	0.00
	5/29/2007	--	11.68	0.00	0.00	0.00	0.00
	6/19/2007	--	12.30	0.00	0.00	0.00	0.00
	7/24/2007	--	12.61	0.00	0.00	0.00	0.00
	8/27/2007	--	13.03	0.00	0.00	0.00	0.00
	9/26/2007	--	13.03	0.00	0.00	0.00	0.00
	10/30/2007	--	12.03	0.00	0.00	0.00	0.00
	11/29/2007	--	12.19	0.00	0.00	0.00	0.00
	12/19/2007	--	8.02	0.00	0.00	0.00	0.00
	1/17/2008	--	8.04	0.00	0.00	0.00	0.00
	2/15/2008	--	8.52	0.00	0.00	0.00	0.00
	3/17/2008	--	10.57	0.00	0.00	0.00	0.00
	4/11/2008	--	11.29	0.00	0.00	0.00	0.00
	5/8/2008	--	11.87	0.00	0.00	0.00	0.00
	6/12/2008	--	12.38	0.00	0.00	0.00	0.00
	7/16/2008	--	12.87	0.00	0.00	0.00	0.00
	8/20/2008	--	13.02	0.00	0.00	0.00	0.00
	9/17/2008	--	13.31	0.00	0.00	0.00	0.00
	10/23/2008	--	13.35	0.00	0.00	0.00	0.00
	11/26/2008	--	12.09	0.00	0.00	0.00	0.00
	12/8/2008	--	12.27	0.00	0.00	0.00	0.00
	1/26/2009	--	9.35	0.00	0.00	0.00	0.00
	2/23/2009	--	8.91	0.00	0.00	0.00	0.00
	3/11/2009	--	6.15	0.00	0.00	0.00	0.00
	4/16/2009	--	10.61	0.00	0.00	0.00	0.00

SEPARATE-PHASE HYDROCARBON REMOVAL SUMMARY
CREDIT WORLD AUTO SALES
2345 INTERNATIONAL BOULEVARD
OAKLAND, CALIFORNIA

<i>Well ID</i>	<i>Date</i>	<i>Depth to SPH (feet below TOC)</i>	<i>Depth to Groundwater (feet below TOC)</i>	<i>SPH Thickness (feet)</i>	<i>Hydrocarbons Removed (liters)</i>	<i>Hydrocarbons Removed (gallons)</i>	<i>Cumulative Hydrocarbons Removed (gallons)</i>
	6/11/2009	--	11.77	0.00	0.00	0.00	0.00
	9/23/2009	--	12.74	0.00	0.00	0.00	0.00
	3/22/2010	--	8.69	0.00	0.00	0.00	0.00
	9/27/2010	--	12.40	0.00	0.00	0.00	0.00
TMW-4	12/27/2002	8.95	9.07	0.12	1.50	0.40	0.40
	3/23/2003	10.70	10.73	0.03	0.95	0.25	0.65
	4/4/2003	10.35	10.40	0.05	0.95	0.25	0.90
TMW-4	5/1/2003	10.07	10.09	0.02	0.49	0.13	1.02
<i>(cont.)</i>	5/29/2003	12.48	12.50	0.02	0.00	0.00	1.02
	7/25/2003	12.61	12.67	0.06	0.05	0.01	1.03
	8/11/2003	14.49	14.59	0.10	0.10	0.03	1.06
	8/29/2003	12.93	12.95	0.02	0.05	0.01	1.07
	9/12/2003	13.24	13.29	0.05	0.03	0.01	1.08
	9/26/2003	13.21	13.27	0.06	0.04	0.01	1.09
	10/10/2003	13.31	13.40	0.09	0.05	0.01	1.11
	10/30/2003	13.30	13.38	0.08	0.04	0.01	1.12
	11/25/2003	13.09	13.19	0.10	0.02	0.01	1.12
	12/4/2003	12.97	13.07	0.10	0.05	0.01	1.14
	12/23/2003	13.59	13.69	0.10	0.05	0.01	1.15
	1/30/2004	9.45	9.47	0.02	0.01	0.00	1.15
	2/20/2004	9.37	9.39	0.02	0.01	0.00	1.15
	3/12/2004	9.80	9.82	0.02	0.01	0.00	1.16
	3/30/2004	10.11	10.12	0.01	0.00	0.00	1.16
	4/14/2004	10.89	10.93	0.04	0.01	0.00	1.16
	4/23/2004	10.68	10.71	0.03	0.01	0.00	1.16
	5/7/2004	10.50	10.53	0.03	0.04	0.01	1.17
	5/28/2004	10.56	10.60	0.04	0.01	0.00	1.18
	6/4/2004	10.49	10.52	0.03	0.01	0.00	1.18
	6/18/2004	10.46	10.49	0.03	0.01	0.00	1.18
	7/29/2004	11.99	12.00	0.01	0.05	0.01	1.19
	8/13/2004	12.06	12.07	0.01	0.10	0.03	1.22
	8/27/2004	12.09	12.11	0.02	0.10	0.03	1.25
	9/10/2004	13.16	13.18	0.02	0.10	0.03	1.27
	9/23/2004	13.28	13.29	0.01	0.10	0.03	1.30
	10/5/2004	13.25	13.26	0.01	0.01	0.00	1.30
	10/21/2004	13.34	13.35	0.01	0.01	0.00	1.30
	11/2/2204	12.81	12.82	0.01	0.01	0.00	1.31
	11/12/2004	12.77	12.78	0.01	0.01	0.00	1.31
	12/2/2004	12.71	12.72	0.01	0.01	0.00	1.31
	12/10/2004	12.74	12.75	0.01	0.01	0.00	1.32
	2/9/2005	9.92	9.94	0.02	0.01	0.00	1.32
	2/25/2005	8.63	8.65	0.02	0.01	0.00	1.32
	3/11/2005	8.84	8.86	0.02	0.01	0.00	1.32
	3/25/2005	8.11	8.13	0.02	0.01	0.00	1.33

SEPARATE-PHASE HYDROCARBON REMOVAL SUMMARY
CREDIT WORLD AUTO SALES
2345 INTERNATIONAL BOULEVARD
OAKLAND, CALIFORNIA

<i>Well ID</i>	<i>Date</i>	<i>Depth to SPH (feet below TOC)</i>	<i>Depth to Groundwater (feet below TOC)</i>	<i>SPH Thickness (feet)</i>	<i>Hydrocarbons Removed (liters)</i>	<i>Hydrocarbons Removed (gallons)</i>	<i>Cumulative Hydrocarbons Removed (gallons)</i>
	4/7/2005	8.42	8.44	0.02	0.01	0.00	1.33
	4/22/2005	9.55	9.57	0.02	0.01	0.00	1.33
	8/9/2005	Well TMW-4 reconstructed as well TMW-4A					
TMW-4A	9/29/2005	--	10.00	0.00	0.00	0.00	0.00
	12/29/2005	--	5.03	0.00	0.00	0.00	0.00
	3/27/2006	--	4.63	0.00	0.00	0.00	0.00
	4/28/2006	--	5.70	0.00	0.00	0.00	0.00
	5/31/2006	--	7.48	0.00	0.00	0.00	0.00
TMW-4A	6/26/2006	--	8.41	0.00	0.00	0.00	0.00
<i>(cont.)</i>	7/26/2006	--	9.11	0.00	0.00	0.00	0.00
	8/25/2006	--	9.51	0.00	0.00	0.00	0.00
	9/28-29/2006	--	9.85	0.00	0.00	0.00	0.00
	10/26/2006	--	9.91	0.00	0.00	0.00	0.00
	11/28/2006	--	9.46	0.00	0.00	0.00	0.00
	12/21-22/2006	--	8.32	0.00	0.00	0.00	0.00
	1/25/2007	--	9.24	0.00	0.00	0.00	0.00
	2/23/2007	--	6.90	0.00	0.00	0.00	0.00
	3/26-27/2007	--	7.56	0.00	0.00	0.00	0.00
	4/26/2007	--	6.96	0.00	0.00	0.00	0.00
	5/29/2007	--	7.59	0.00	0.00	0.00	0.00
	6/19/2007	--	9.43	0.00	0.00	0.00	0.00
	7/24/2007	--	10.01	0.00	0.00	0.00	0.00
	8/27/2007	--	10.48	0.00	0.00	0.00	0.00
	9/26/2007	--	10.71	0.00	0.00	0.00	0.00
	10/30/2007	--	9.44	0.00	0.00	0.00	0.00
	11/29/2007	--	9.46	0.00	0.00	0.00	0.00
	12/19/2007	--	7.37	0.00	0.00	0.00	0.00
	1/17/2008	--	6.08	0.00	0.00	0.00	0.00
	2/15/2008	--	6.14	0.00	0.00	0.00	0.00
	3/17/2008	--	7.56	0.00	0.00	0.00	0.00
	4/11/2008	--	8.74	0.00	0.00	0.00	0.00
	5/8/2008	--	9.33	0.00	0.00	0.00	0.00
	6/12/2008	--	9.90	0.00	0.00	0.00	0.00
	7/16/2008	--	10.37	0.00	0.00	0.00	0.00
	8/20/2008	--	10.67	0.00	0.00	0.00	0.00
	9/17/2008	--	10.84	0.00	0.00	0.00	0.00
	10/23/2008	--	11.08	0.00	0.00	0.00	0.00
	11/26/2008	--	9.70	0.00	0.00	0.00	0.00
	12/8/2008	--	9.84	0.00	0.00	0.00	0.00
	1/26/2009	--	7.35	0.00	0.00	0.00	0.00
	2/23/2009	--	6.97	0.00	0.00	0.00	0.00
	3/11/2009	--	5.43	0.00	0.00	0.00	0.00
	4/16/2009	--	7.72	0.00	0.00	0.00	0.00
	6/11/2009	--	8.77	0.00	0.00	0.00	0.00

**SEPARATE-PHASE HYDROCARBON REMOVAL SUMMARY
CREDIT WORLD AUTO SALES
2345 INTERNATIONAL BOULEVARD
OAKLAND, CALIFORNIA**

<i>Well ID</i>	<i>Date</i>	<i>Depth to SPH (feet below TOC)</i>	<i>Depth to Groundwater (feet below TOC)</i>	<i>SPH Thickness (feet)</i>	<i>Hydrocarbons Removed (liters)</i>	<i>Hydrocarbons Removed (gallons)</i>	<i>Cumulative Hydrocarbons Removed (gallons)</i>
	9/23/2009	--	9.76	0.00	0.00	0.00	0.00
	3/22/2010	--	5.99	0.00	0.00	0.00	0.00
	9/27/2010	--	8.97	0.00	0.00	0.00	0.00
TMW-5	8/17/1993	12.95	12.98	0.03	0.02	0.00	0.00
	9/16/1994	12.97	13.02	0.05	0.03	0.01	0.01
	6/28/1995	11.25	11.31	0.06	0.04	0.01	0.02
	12/26/1995	10.11	10.16	0.05	0.03	0.01	0.03
	3/22/1996	7.54	7.59	0.05	0.03	0.01	0.03
	8/17/1997	12.95	12.98	0.03	0.02	0.00	0.04
TMW-5 <i>(cont.)</i>	5/23/2001	--	11.31	0.00	0.00	0.00	0.04
	6/20/2002	11.24	11.29	0.05	0.03	0.01	0.05
	10/21/2002	13.50	13.60	0.10	0.06	0.02	0.06
	12/27/2002	13.50	13.60	0.10	1.50	0.40	0.46
	3/23/2003	9.75	9.79	0.04	0.95	0.25	0.71
	4/4/2003	9.40	9.45	0.05	0.49	0.13	0.83
	5/1/2003	8.93	8.95	0.02	0.38	0.10	0.93
	5/29/2003	11.25	11.29	0.04	0.01	0.01	0.95
	7/25/2003	11.33	11.37	0.04	0.02	0.01	0.95
	8/11/2003	11.47	11.49	0.02	0.01	0.00	0.95
	8/29/2003	12.10	12.17	0.07	0.02	0.01	0.96
	9/12/2003	12.45	12.50	0.05	0.03	0.01	0.97
	9/26/2003	12.40	12.47	0.07	0.02	0.01	0.97
	10/10/2003	12.51	12.61	0.10	0.02	0.01	0.98
	10/30/2003	12.65	12.70	0.05	0.01	0.00	0.98
	11/25/2003	12.39	12.49	0.10	0.01	0.00	0.98
	12/4/2003	12.25	12.35	0.10	0.01	0.00	0.98
	12/23/2003	13.78	13.88	0.10	0.01	0.00	0.99
	1/30/2004	7.63	7.65	0.02	0.01	0.00	0.99
	2/20/2004	7.65	7.67	0.02	0.01	0.00	0.99
	3/12/2004	8.13	8.15	0.02	0.01	0.00	1.00
	3/30/2004	9.09	9.09	0.00	0.00	0.00	1.00
	4/14/2004	9.69	9.73	0.04	0.01	0.00	1.00
	4/23/2004	9.74	9.77	0.03	0.01	0.00	1.00
	5/7/2004	9.61	9.64	0.03	0.04	0.01	1.01
	5/28/2004	9.69	9.72	0.03	0.01	0.00	1.01
	6/4/2004	9.61	9.64	0.03	0.01	0.00	1.02
	6/18/2004	9.63	9.66	0.03	0.01	0.00	1.02
	7/29/2004	12.05	12.06	0.01	0.05	0.01	1.03
	8/13/2004	12.21	12.22	0.01	0.10	0.03	1.06
	8/27/2004	12.28	12.30	0.02	0.10	0.03	1.08
	9/10/2004	12.33	12.35	0.02	0.10	0.03	1.11
	9/23/2004	12.41	12.42	0.01	0.10	0.03	1.14
	10/5/2004	13.37	13.38	0.01	0.01	0.00	1.14
	10/21/2004	12.45	12.46	0.01	0.01	0.00	1.14

SEPARATE-PHASE HYDROCARBON REMOVAL SUMMARY
CREDIT WORLD AUTO SALES
2345 INTERNATIONAL BOULEVARD
OAKLAND, CALIFORNIA

<i>Well ID</i>	<i>Date</i>	<i>Depth to SPH (feet below TOC)</i>	<i>Depth to Groundwater (feet below TOC)</i>	<i>SPH Thickness (feet)</i>	<i>Hydrocarbons Removed (liters)</i>	<i>Hydrocarbons Removed (gallons)</i>	<i>Cumulative Hydrocarbons Removed (gallons)</i>
	11/2/2004	11.90	11.91	0.01	0.01	0.00	1.15
	11/12/2004	11.84	11.85	0.01	0.01	0.00	1.15
	12/2/2004	11.80	11.81	0.01	0.01	0.00	1.15
	12/10/2004	11.85	11.86	0.01	0.01	0.00	1.15
	2/9/2005	8.75	8.77	0.02	0.01	0.00	1.16
	2/25/2005	6.45	6.48	0.03	0.01	0.00	1.16
	3/11/2005	6.83	6.85	0.02	0.01	0.00	1.16
	3/25/2005	6.20	6.22	0.02	0.01	0.00	1.16
	4/7/2005	6.67	6.69	0.02	0.01	0.00	1.17
	4/22/2005	8.25	8.26	0.01	0.01	0.00	1.17
	7/22/2005	11.01	11.02	0.01	0.01	0.00	1.17
TMW-5	8/5/2005	11.29	11.33	0.04	0.01	0.00	1.17
<i>(cont.)</i>	9/29/2005	--	11.72	0.00	0.00	0.00	1.17
	12/29-30/2005	--	5.82	0.00	0.00	0.00	1.17
	3/27-28/2006	--	5.19	0.00	0.00	0.00	1.17
	4/28/2006	--	7.03	0.00	0.00	0.00	1.17
	5/31/2006	--	9.35	0.00	0.00	0.00	1.17
	6/26-27/2006	--	10.34	0.00	0.00	0.00	1.17
	7/26/2006	--	11.02	0.00	0.00	0.00	1.17
	8/25/2006	--	11.52	0.00	0.00	0.00	1.17
	9/28-29/2006	--	11.84	0.00	0.00	0.00	1.17
	10/26/2006	--	11.93	0.00	0.00	0.00	1.17
	11/28/2006	--	10.71	0.00	0.00	0.00	1.17
	12/21-22/2006	--	8.17	0.00	0.00	0.00	1.17
	1/25/2007	--	12.90	0.00	0.00	0.00	1.17
	2/23/2007	--	7.59	0.00	0.00	0.00	1.17
	3/26-27/2007	--	9.59	0.00	0.00	0.00	1.17
	4/26/2007	--	8.19	0.00	0.00	0.00	1.17
	5/29/2007	--	10.55	0.00	0.00	0.00	1.17
	6/19/2007	--	11.40	0.00	0.00	0.00	1.17
	7/24/2007	--	11.83	0.00	0.00	0.00	1.17
	8/27/2007	--	12.38	0.00	0.00	0.00	1.17
	9/26/2007	--	12.55	0.00	0.00	0.00	1.17
	10/30/2007	14.02	14.03	0.01	0.00	0.00	1.17
	11/29/2007	11.40	11.41	0.01	0.00	0.00	1.17
	12/19/2007	--	9.40	0.00	0.00	0.00	1.17
	1/17/2008	--	9.60	0.00	0.00	0.00	1.17
	2/15/2008	--	8.35	0.00	0.00	0.00	1.17
	3/17/2008	--	9.30	0.00	0.00	0.00	1.17
	4/11/2008	10.10	10.11	0.01	0.00	0.00	1.17
	5/8/2008	11.04	11.05	0.01	0.00	0.00	1.17
	6/12/2008	--	11.64	0.00	0.00	0.00	1.17
	7/16/2008	12.45	12.46	0.01	0.00	0.00	1.17
	8/20/2008	12.67	12.68	0.01	0.00	0.00	1.17
	9/17/2008	12.67	12.68	0.01	0.00	0.00	1.17

SEPARATE-PHASE HYDROCARBON REMOVAL SUMMARY
CREDIT WORLD AUTO SALES
2345 INTERNATIONAL BOULEVARD
OAKLAND, CALIFORNIA

<i>Well ID</i>	<i>Date</i>	<i>Depth to SPH (feet below TOC)</i>	<i>Depth to Groundwater (feet below TOC)</i>	<i>SPH Thickness (feet)</i>	<i>Hydrocarbons Removed (liters)</i>	<i>Hydrocarbons Removed (gallons)</i>	<i>Cumulative Hydrocarbons Removed (gallons)</i>
	10/23/2008	12.80	12.81	0.01	0.00	0.00	1.17
	11/26/2008	11.23	11.24	0.01	0.00	0.00	1.17
	12/8/2008	11.63	11.64	0.01	0.00	0.00	1.17
	1/26/2009	8.84	8.85	0.01	0.00	0.00	1.17
	2/23/2009	8.30	8.31	0.01	0.00	0.00	1.17
	3/11/2009	5.88	5.95	0.07	0.15	0.04	1.22
	4/16/2009	8.61	9.07	0.46	1.00	0.26	1.48
	6/11/2009	10.86	10.89	0.03	0.00	0.00	1.48
	9/23/2009	11.99	12.07	0.08	0.30	0.08	1.56
	3/22/2010	--	7.42	0.00	0.00	0.00	1.56
	9/27/2010	11.03	11.09	0.06	0.10	0.03	1.59
MW-6	12/27/2002	7.20	7.24	0.04	1.50	0.39	0.39
	5/29/2003	11.93	11.95	0.02	0.01	0.01	0.40
	7/25/2003	12.05	12.07	0.02	0.02	0.01	0.41
	8/11/2003	12.18	12.20	0.02	0.01	0.00	0.41
	8/29/2003	12.74	12.77	0.03	0.05	0.01	0.42
	9/12/2003	13.09	13.15	0.06	0.05	0.01	0.44
	9/26/2003	13.08	13.11	0.03	0.05	0.01	0.45
	10/10/2003	13.27	13.43	0.16	0.08	0.02	0.47
	10/30/2003	13.32	13.40	0.08	0.05	0.01	0.49
	11/25/2003	13.09	13.24	0.15	0.04	0.01	0.50
	12/4/2003	13.04	13.14	0.10	0.02	0.01	0.50
	12/23/2003	13.50	13.60	0.10	0.01	0.00	0.50
	1/30/2004	8.42	8.44	0.02	0.01	0.00	0.51
	2/20/2004	8.38	8.40	0.02	0.01	0.00	0.51
	3/12/2004	8.91	8.93	0.02	0.01	0.00	0.51
	3/30/2004	9.68	9.69	0.01	0.00	0.00	0.51
	4/14/2004	10.14	10.18	0.04	0.01	0.00	0.51
	4/23/2004	10.19	10.22	0.03	0.01	0.00	0.52
	5/7/2004	10.25	10.28	0.03	0.04	0.01	0.53
	5/28/2004	10.27	10.30	0.03	0.01	0.00	0.53
	6/4/2004	10.24	10.27	0.03	0.01	0.00	0.53
	6/18/2004	10.27	10.30	0.03	0.01	0.00	0.54
	7/29/2004	12.01	12.02	0.01	0.05	0.01	0.55
	8/13/2004	12.18	12.19	0.01	0.10	0.03	0.57
	8/27/2004	12.25	12.27	0.02	0.10	0.03	0.60
	9/10/2004	12.32	12.33	0.01	0.10	0.03	0.63
	9/23/2004	12.43	12.44	0.01	0.10	0.03	0.65
	10/5/2004	13.36	13.38	0.02	0.01	0.00	0.66
	10/21/2004	12.48	12.49	0.01	0.01	0.00	0.66
	11/2/2004	11.95	11.96	0.01	0.01	0.00	0.66
	11/12/2004	11.88	11.89	0.01	0.01	0.00	0.66
	12/2/2004	11.82	11.83	0.01	0.01	0.00	0.67
	12/10/2004	11.87	11.88	0.01	0.01	0.00	0.67

SEPARATE-PHASE HYDROCARBON REMOVAL SUMMARY
CREDIT WORLD AUTO SALES
2345 INTERNATIONAL BOULEVARD
OAKLAND, CALIFORNIA

<i>Well ID</i>	<i>Date</i>	<i>Depth to SPH (feet below TOC)</i>	<i>Depth to Groundwater (feet below TOC)</i>	<i>SPH Thickness (feet)</i>	<i>Hydrocarbons Removed (liters)</i>	<i>Hydrocarbons Removed (gallons)</i>	<i>Cumulative Hydrocarbons Removed (gallons)</i>
	2/9/2005	9.21	9.23	0.02	0.01	0.00	0.67
	2/25/2005	7.23	7.25	0.02	0.02	0.01	0.68
	3/11/2005	7.39	7.41	0.02	0.01	0.00	0.68
	3/25/2005	6.80	6.82	0.02	0.01	0.00	0.68
	4/7/2005	6.95	6.96	0.01	0.01	0.00	0.69
	4/22/2005	8.95	8.97	0.02	0.01	0.00	0.69
	6/24/2005	--	10.10	0.00	0.00	0.00	0.69
	9/29/2005	--	11.50	0.00	0.00	0.00	0.69
	12/29-30/2005	--	6.34	0.00	0.00	0.00	0.69
	3/27-28/2006	--	6.23	0.00	0.00	0.00	0.69
	4/28/2006	--	7.42	0.00	0.00	0.00	0.69
	5/31/2006	--	10.02	0.00	0.00	0.00	0.69
	6/26/2006	--	10.74	0.00	0.00	0.00	0.69
MW-6	7/26/2006	--	11.17	0.00	0.00	0.00	0.69
<i>(cont.)</i>	8/25/2006	--	11.52	0.00	0.00	0.00	0.69
	9/28/2006	--	11.70	0.00	0.00	0.00	0.69
	10/26/2006	--	12.25	0.00	0.00	0.00	0.69
	11/28/2006	--	10.48	0.00	0.00	0.00	0.69
	12/21-22/2006	--	9.07	0.00	0.00	0.00	0.69
	1/25/2007	--	12.43	0.00	0.00	0.00	0.69
	2/23/2007	--	8.38	0.00	0.00	0.00	0.69
	3/26-27/2007	--	10.14	0.00	0.00	0.00	0.69
	4/26/2007	--	8.89	0.00	0.00	0.00	0.69
	5/29/2007	--	10.35	0.00	0.00	0.00	0.69
	6/19/2007	--	11.48	0.00	0.00	0.00	0.69
	7/24/2007	--	11.88	0.00	0.00	0.00	0.69
	8/27/2007	--	12.30	0.00	0.00	0.00	0.69
	9/26/2007	--	12.52	0.00	0.00	0.00	0.69
	10/30/2007	--	12.20	0.00	0.00	0.00	0.69
	11/29/2007	--	11.90	0.00	0.00	0.00	0.69
	12/19/2007	--	9.35	0.00	0.00	0.00	0.69
	1/17/2008	--	8.60	0.00	0.00	0.00	0.69
	2/15/2008	--	8.41	0.00	0.00	0.00	0.69
	3/17/2008	--	9.95	0.00	0.00	0.00	0.69
	4/11/2008	--	10.31	0.00	0.00	0.00	0.69
	5/8/2008	--	11.17	0.00	0.00	0.00	0.69
	6/12/2008	--	11.57	0.00	0.00	0.00	0.69
	7/16/2008	--	11.83	0.00	0.00	0.00	0.69
	8/20/2008	--	12.07	0.00	0.00	0.00	0.69
	9/17/2008	--	12.64	0.00	0.00	0.00	0.69
	10/23/2008	--	12.80	0.00	0.00	0.00	0.69
	11/26/2008	--	11.57	0.00	0.00	0.00	0.69
	12/8/2008	--	11.81	0.00	0.00	0.00	0.69
	1/26/2009	--	9.45	0.00	0.00	0.00	0.69
	2/23/2009	--	8.97	0.00	0.00	0.00	0.69

SEPARATE-PHASE HYDROCARBON REMOVAL SUMMARY
CREDIT WORLD AUTO SALES
2345 INTERNATIONAL BOULEVARD
OAKLAND, CALIFORNIA

<i>Well ID</i>	<i>Date</i>	<i>Depth to SPH (feet below TOC)</i>	<i>Depth to Groundwater (feet below TOC)</i>	<i>SPH Thickness (feet)</i>	<i>Hydrocarbons Removed (liters)</i>	<i>Hydrocarbons Removed (gallons)</i>	<i>Cumulative Hydrocarbons Removed (gallons)</i>
	3/11/2009	--	6.63	0.00	0.00	0.00	0.69
	4/16/2009	--	9.92	0.00	0.00	0.00	0.69
	6/11/2009	--	11.00	0.00	0.00	0.00	0.69
	9/23/2009	--	11.95	0.00	0.00	0.00	0.69
	3/22/2010	--	8.52	0.00	0.00	0.00	0.69
	9/27/2010	--	11.50	0.00	0.00	0.00	0.69
MW-7	9/29/2005	--	8.80	0.00	0.00	0.00	0.00
	12/29/2005	--	7.45	0.00	0.00	0.00	0.00
	3/27/2006	--	7.56	0.00	0.00	0.00	0.00
	4/28/2006	--	7.93	0.00	0.00	0.00	0.00
	5/31/2006	--	8.20	0.00	0.00	0.00	0.00
	6/26-27/2006	--	8.37	0.00	0.00	0.00	0.00
	7/26/2006	--	8.60	0.00	0.00	0.00	0.00
MW-7	8/25/2006	--	8.74	0.00	0.00	0.00	0.00
<i>(cont.)</i>	9/28-29/2006	--	8.81	0.00	0.00	0.00	0.00
	10/26/2006	--	8.98	0.00	0.00	0.00	0.00
	11/28/2006	--	8.23	0.00	0.00	0.00	0.00
	12/21-22/2006	--	8.07	0.00	0.00	0.00	0.00
	1/25/2007	--	8.79	0.00	0.00	0.00	0.00
	2/23/2007	--	8.28	0.00	0.00	0.00	0.00
	3/26-27/2007	--	8.29	0.00	0.00	0.00	0.00
	4/26/2007	--	8.13	0.00	0.00	0.00	0.00
	5/29/2007	--	8.64	0.00	0.00	0.00	0.00
	6/19/2007	--	8.89	0.00	0.00	0.00	0.00
	7/24/2007	--	9.31	0.00	0.00	0.00	0.00
	8/27/2007	--	9.61	0.00	0.00	0.00	0.00
	9/26/2007	--	9.72	0.00	0.00	0.00	0.00
	10/30/2007	--	8.77	0.00	0.00	0.00	0.00
	11/29/2007	--	8.99	0.00	0.00	0.00	0.00
	12/19/2007	--	7.51	0.00	0.00	0.00	0.00
	1/17/2008	--	7.58	0.00	0.00	0.00	0.00
	2/15/2008	--	7.92	0.00	0.00	0.00	0.00
	3/17/2008	--	8.15	0.00	0.00	0.00	0.00
	4/11/2008	--	8.42	0.00	0.00	0.00	0.00
	5/8/2008	--	8.81	0.00	0.00	0.00	0.00
	6/12/2008	--	9.12	0.00	0.00	0.00	0.00
	7/16/2008	--	9.53	0.00	0.00	0.00	0.00
	8/20/2008	--	9.70	0.00	0.00	0.00	0.00
	9/17/2008	--	9.84	0.00	0.00	0.00	0.00
	10/23/2008	--	10.03	0.00	0.00	0.00	0.00
	11/26/2008	--	9.04	0.00	0.00	0.00	0.00
	12/8/2008	--	9.17	0.00	0.00	0.00	0.00
	1/26/2009	--	7.96	0.00	0.00	0.00	0.00
	2/23/2009	--	7.59	0.00	0.00	0.00	0.00

SEPARATE-PHASE HYDROCARBON REMOVAL SUMMARY
CREDIT WORLD AUTO SALES
2345 INTERNATIONAL BOULEVARD
OAKLAND, CALIFORNIA

<i>Well ID</i>	<i>Date</i>	<i>Depth to SPH (feet below TOC)</i>	<i>Depth to Groundwater (feet below TOC)</i>	<i>SPH Thickness (feet)</i>	<i>Hydrocarbons Removed (liters)</i>	<i>Hydrocarbons Removed (gallons)</i>	<i>Cumulative Hydrocarbons Removed (gallons)</i>
	3/11/2009	--	7.62	0.00	0.00	0.00	0.00
	4/16/2009	--	10.07	0.00	0.00	0.00	0.00
	6/11/2009	--	8.57	0.00	0.00	0.00	0.00
	9/23/2009	--	9.23	0.00	0.00	0.00	0.00
	3/22/2010	--	7.91	0.00	0.00	0.00	0.00
	9/27/2010	--	9.03	0.00	0.00	0.00	0.00
MW-8	9/29/2005	--	10.08	0.00	0.00	0.00	0.00
	12/29-30/2005	--	7.65	0.00	0.00	0.00	0.00
	3/27-28/2006	--	7.59	0.00	0.00	0.00	0.00
	4/28/2006	--	8.29	0.00	0.00	0.00	0.00
	5/31/2006	--	9.09	0.00	0.00	0.00	0.00
	6/26-27/2006	--	9.37	0.00	0.00	0.00	0.00
	7/26/2006	--	9.62	0.00	0.00	0.00	0.00
	8/25/2006	--	9.75	0.00	0.00	0.00	0.00
MW-8	9/28-29/2006	--	9.80	0.00	0.00	0.00	0.00
<i>(cont.)</i>	10/26/2006	--	10.00	0.00	0.00	0.00	0.00
	11/28/2006	--	9.33	0.00	0.00	0.00	0.00
	12/21-22/2006	--	8.73	0.00	0.00	0.00	0.00
	1/25/2007	--	9.66	0.00	0.00	0.00	0.00
	2/23/2007	--	8.35	0.00	0.00	0.00	0.00
	3/26-27/2007	--	9.25	0.00	0.00	0.00	0.00
	39198.00	--	8.85	0.00	0.00	0.00	0.00
	5/29/2007	--	9.70	0.00	0.00	0.00	0.00
	6/19/2007	--	9.95	0.00	0.00	0.00	0.00
	7/24/2007	--	10.30	0.00	0.00	0.00	0.00
	8/27/2007	--	10.62	0.00	0.00	0.00	0.00
	9/26/2007	--	10.80	0.00	0.00	0.00	0.00
	10/30/2007	--	9.87	0.00	0.00	0.00	0.00
	11/29/2007	--	10.06	0.00	0.00	0.00	0.00
	12/19/2007	--	8.62	0.00	0.00	0.00	0.00
	1/17/2008	--	8.01	0.00	0.00	0.00	0.00
	2/15/2008	--	8.44	0.00	0.00	0.00	0.00
	3/17/2008	--	9.11	0.00	0.00	0.00	0.00
	4/11/2008	--	9.60	0.00	0.00	0.00	0.00
	5/8/2008	--	9.75	0.00	0.00	0.00	0.00
	6/12/2008	--	10.02	0.00	0.00	0.00	0.00
	7/16/2008	--	10.56	0.00	0.00	0.00	0.00
	8/20/2008	--	10.73	0.00	0.00	0.00	0.00
	9/17/2008	--	10.90	0.00	0.00	0.00	0.00
	10/23/2008	--	11.12	0.00	0.00	0.00	0.00
	11/26/2008	--	10.16	0.00	0.00	0.00	0.00
	12/8/2008	--	10.25	0.00	0.00	0.00	0.00
	1/26/2009	--	8.83	0.00	0.00	0.00	0.00
	2/23/2009	--	8.58	0.00	0.00	0.00	0.00

SEPARATE-PHASE HYDROCARBON REMOVAL SUMMARY
CREDIT WORLD AUTO SALES
2345 INTERNATIONAL BOULEVARD
OAKLAND, CALIFORNIA

<i>Well ID</i>	<i>Date</i>	<i>Depth to SPH (feet below TOC)</i>	<i>Depth to Groundwater (feet below TOC)</i>	<i>SPH Thickness (feet)</i>	<i>Hydrocarbons Removed (liters)</i>	<i>Hydrocarbons Removed (gallons)</i>	<i>Cumulative Hydrocarbons Removed (gallons)</i>
	3/11/2009	--	7.74	0.00	0.00	0.00	0.00
	4/16/2009	--	9.85	0.00	0.00	0.00	0.00
	6/11/2009	--	9.45	0.00	0.00	0.00	0.00
	9/23/2009	--	10.15	0.00	0.00	0.00	0.00
	3/22/2010	--	8.93	0.00	0.00	0.00	0.00
	9/27/2010	--	10.01	0.00	0.00	0.00	0.00
MW-9	9/29/2005	--	9.40	0.00	0.00	0.00	0.00
	12/29/2005	--	5.41	0.00	0.00	0.00	0.00
	3/27/2006	--	5.43	0.00	0.00	0.00	0.00
	4/28/2006	--	8.67	0.00	0.00	0.00	0.00
	5/31/2006	--	8.10	0.00	0.00	0.00	0.00
	6/26/2006	--	7.90	0.00	0.00	0.00	0.00
	7/26/2006	--	8.63	0.00	0.00	0.00	0.00
	8/25/2006	--	9.05	0.00	0.00	0.00	0.00
	9/28/2006	--	9.35	0.00	0.00	0.00	0.00
MW-9 <i>(cont.)</i>	10/26/2006	--	9.49	0.00	0.00	0.00	0.00
	11/28/2006	--	9.04	0.00	0.00	0.00	0.00
	12/21-22/2006	--	7.50	0.00	0.00	0.00	0.00
	1/25/2007	--	9.55	0.00	0.00	0.00	0.00
	2/23/2007	--	8.25	0.00	0.00	0.00	0.00
	3/26-27/2007	--	7.86	0.00	0.00	0.00	0.00
	4/26/2007	--	7.72	0.00	0.00	0.00	0.00
	5/29/2007	--	7.92	0.00	0.00	0.00	0.00
	6/19/2007	--	9.01	0.00	0.00	0.00	0.00
	7/24/2007	--	9.53	0.00	0.00	0.00	0.00
	8/27/2007	--	9.95	0.00	0.00	0.00	0.00
	9/26/2007	--	10.06	0.00	0.00	0.00	0.00
	10/30/2007	--	9.40	0.00	0.00	0.00	0.00
	11/29/2007	--	9.30	0.00	0.00	0.00	0.00
	12/19/2007	--	7.74	0.00	0.00	0.00	0.00
	1/17/2008	--	8.90	0.00	0.00	0.00	0.00
	2/15/2008	--	8.23	0.00	0.00	0.00	0.00
	3/17/2008	--	7.71	0.00	0.00	0.00	0.00
	4/11/2008	--	9.47	0.00	0.00	0.00	0.00
	5/8/2008	--	8.75	0.00	0.00	0.00	0.00
	6/12/2008	--	9.30	0.00	0.00	0.00	0.00
	7/16/2008	--	9.70	0.00	0.00	0.00	0.00
	8/20/2008	--	10.03	0.00	0.00	0.00	0.00
	9/17/2008	--	10.19	0.00	0.00	0.00	0.00
	10/23/2008	--	10.45	0.00	0.00	0.00	0.00
	11/26/2008	--	9.40	0.00	0.00	0.00	0.00
	12/8/2008	--	9.19	0.00	0.00	0.00	0.00
	1/26/2009	--	7.49	0.00	0.00	0.00	0.00
	2/23/2009	--	7.02	0.00	0.00	0.00	0.00

SEPARATE-PHASE HYDROCARBON REMOVAL SUMMARY
CREDIT WORLD AUTO SALES
2345 INTERNATIONAL BOULEVARD
OAKLAND, CALIFORNIA

<i>Well ID</i>	<i>Date</i>	<i>Depth to SPH (feet below TOC)</i>	<i>Depth to Groundwater (feet below TOC)</i>	<i>SPH Thickness (feet)</i>	<i>Hydrocarbons Removed (liters)</i>	<i>Hydrocarbons Removed (gallons)</i>	<i>Cumulative Hydrocarbons Removed (gallons)</i>
	3/11/2009	--	5.80	0.00	0.00	0.00	0.00
	4/16/2009	--	8.63	0.00	0.00	0.00	0.00
	6/11/2009	--	8.40	0.00	0.00	0.00	0.00
	9/23/2009	--	9.18	0.00	0.00	0.00	0.00
	3/22/2010	--	6.15	0.00	0.00	0.00	0.00
	9/27/2010	--	7.85	0.00	0.00	0.00	0.00
MW-10	9/29/2005	--	9.43	0.00	0.00	0.00	0.00
	12/29/2005	--	5.34	0.00	0.00	0.00	0.00
	3/27/2006	--	5.21	0.00	0.00	0.00	0.00
	4/28/2006	--	6.64	0.00	0.00	0.00	0.00
	5/31/2006	--	7.23	0.00	0.00	0.00	0.00
	6/26/2006	--	8.19	0.00	0.00	0.00	0.00
	7/26/2006	--	8.80	0.00	0.00	0.00	0.00
	8/25/2006	--	9.20	0.00	0.00	0.00	0.00
	9/28/2006	--	9.32	0.00	0.00	0.00	0.00
	10/26/2006	--	9.52	0.00	0.00	0.00	0.00
MW-10	11/28/2006	--	8.57	0.00	0.00	0.00	0.00
<i>(cont.)</i>	12/21-22/2006	--	7.16	0.00	0.00	0.00	0.00
	1/25/2007	--	8.82	0.00	0.00	0.00	0.00
	2/23/2007	--	7.01	0.00	0.00	0.00	0.00
	3/26-27/2007	--	7.91	0.00	0.00	0.00	0.00
	4/26/2007	--	7.03	0.00	0.00	0.00	0.00
	5/29/2007	--	8.10	0.00	0.00	0.00	0.00
	6/19/2007	--	9.13	0.00	0.00	0.00	0.00
	7/24/2007	--	9.56	0.00	0.00	0.00	0.00
	8/27/2007	--	9.92	0.00	0.00	0.00	0.00
	9/26/2007	--	10.10	0.00	0.00	0.00	0.00
	10/30/2007	--	8.80	0.00	0.00	0.00	0.00
	11/29/2007	--	8.92	0.00	0.00	0.00	0.00
	12/19/2007	--	7.40	0.00	0.00	0.00	0.00
	1/17/2008	--	7.75	0.00	0.00	0.00	0.00
	2/15/2008	--	7.20	0.00	0.00	0.00	0.00
	3/17/2008	--	7.90	0.00	0.00	0.00	0.00
	4/11/2008	--	8.52	0.00	0.00	0.00	0.00
	5/8/2008	--	8.72	0.00	0.00	0.00	0.00
	6/12/2008	--	9.40	0.00	0.00	0.00	0.00
	7/16/2008	--	9.65	0.00	0.00	0.00	0.00
	8/20/2008	--	9.90	0.00	0.00	0.00	0.00
	9/17/2008	--	10.07	0.00	0.00	0.00	0.00
	10/23/2008	--	10.27	0.00	0.00	0.00	0.00
	11/26/2008	--	8.72	0.00	0.00	0.00	0.00
	12/8/2008	--	9.16	0.00	0.00	0.00	0.00
	1/26/2009	--	7.14	0.00	0.00	0.00	0.00
	2/23/2009	--	6.81	0.00	0.00	0.00	0.00

SEPARATE-PHASE HYDROCARBON REMOVAL SUMMARY
CREDIT WORLD AUTO SALES
2345 INTERNATIONAL BOULEVARD
OAKLAND, CALIFORNIA

<i>Well ID</i>	<i>Date</i>	<i>Depth to SPH (feet below TOC)</i>	<i>Depth to Groundwater (feet below TOC)</i>	<i>SPH Thickness (feet)</i>	<i>Hydrocarbons Removed (liters)</i>	<i>Hydrocarbons Removed (gallons)</i>	<i>Cumulative Hydrocarbons Removed (gallons)</i>
	3/11/2009	--	6.01	0.00	0.00	0.00	0.00
	4/16/2009	--	8.85	0.00	0.00	0.00	0.00
	6/11/2009	--	8.69	0.00	0.00	0.00	0.00
	9/23/2009	--	9.36	0.00	0.00	0.00	0.00
	3/22/2010	--	6.26	0.00	0.00	0.00	0.00
	9/27/2010	--	7.69	0.00	0.00	0.00	0.00
MW-11	12/29/2005	--	2.73	0.00	0.00	0.00	0.00
	3/27/2006	--	2.63	0.00	0.00	0.00	0.00
	4/28/2006	--	4.68	0.00	0.00	0.00	0.00
	5/31/2006	--	6.65	0.00	0.00	0.00	0.00
	6/26/2006	--	7.54	0.00	0.00	0.00	0.00
	7/26/2006	--	8.10	0.00	0.00	0.00	0.00
	8/25/2006	--	8.65	0.00	0.00	0.00	0.00
	9/28/2006	--	8.84	0.00	0.00	0.00	0.00
	10/26/2006	--	9.34	0.00	0.00	0.00	0.00
	11/28/2006	--	7.50	0.00	0.00	0.00	0.00
	12/21-22/2006	--	5.45	0.00	0.00	0.00	0.00
MW-11	1/25/2007	--	8.06	0.00	0.00	0.00	0.00
<i>(cont.)</i>	2/23/2007	--	4.12	0.00	0.00	0.00	0.00
	3/26-27/2007	--	6.93	0.00	0.00	0.00	0.00
	4/26/2007	--	5.02	0.00	0.00	0.00	0.00
	5/29/2007	--	7.02	0.00	0.00	0.00	0.00
	6/19/2007	--	8.37	0.00	0.00	0.00	0.00
	7/24/2007	--	8.97	0.00	0.00	0.00	0.00
	8/27/2007	--	9.86	0.00	0.00	0.00	0.00
	9/26/2007	--	9.88	0.00	0.00	0.00	0.00
	10/30/2007	--	8.16	0.00	0.00	0.00	0.00
	11/29/2007	--	8.86	0.00	0.00	0.00	0.00
	12/19/2007	--	5.39	0.00	0.00	0.00	0.00
	1/17/2008	--	4.96	0.00	0.00	0.00	0.00
	2/15/2008	--	5.09	0.00	0.00	0.00	0.00
	3/17/2008	--	6.01	0.00	0.00	0.00	0.00
	4/11/2008	--	7.30	0.00	0.00	0.00	0.00
	5/8/2008	--	8.48	0.00	0.00	0.00	0.00
	6/12/2008	--	9.23	0.00	0.00	0.00	0.00
	7/16/2008	--	9.52	0.00	0.00	0.00	0.00
	8/20/2008	--	9.79	0.00	0.00	0.00	0.00
	9/17/2008	--	10.08	0.00	0.00	0.00	0.00
	10/23/2008	--	10.30	0.00	0.00	0.00	0.00
	11/26/2008	--	8.32	0.00	0.00	0.00	0.00
	12/8/2008	--	8.79	0.00	0.00	0.00	0.00
	1/26/2009	--	5.72	0.00	0.00	0.00	0.00
	2/23/2009	--	5.57	0.00	0.00	0.00	0.00
	3/11/2009	--	3.65	0.00	0.00	0.00	0.00

SEPARATE-PHASE HYDROCARBON REMOVAL SUMMARY
CREDIT WORLD AUTO SALES
2345 INTERNATIONAL BOULEVARD
OAKLAND, CALIFORNIA

<i>Well ID</i>	<i>Date</i>	<i>Depth to SPH (feet below TOC)</i>	<i>Depth to Groundwater (feet below TOC)</i>	<i>SPH Thickness (feet)</i>	<i>Hydrocarbons Removed (liters)</i>	<i>Hydrocarbons Removed (gallons)</i>	<i>Cumulative Hydrocarbons Removed (gallons)</i>
	4/16/2009	--	6.95	0.00	0.00	0.00	0.00
	6/11/2009	--	7.99	0.00	0.00	0.00	0.00
	9/23/2009	--	9.29	0.00	0.00	0.00	0.00
	3/22/2010	--	4.59	0.00	0.00	0.00	0.00
	9/27/2010	--	7.89	0.00	0.00	0.00	0.00
MW-12	12/29/2005	--	1.38	0.00	0.00	0.00	0.00
	3/27-28/2006	--	2.35	0.00	0.00	0.00	0.00
	4/28/2006	--	7.72	0.00	0.00	0.00	0.00
	5/31/2006	--	8.16	0.00	0.00	0.00	0.00
	6/26-27/2006	--	9.01	0.00	0.00	0.00	0.00
	7/26/2006	--	9.35	0.00	0.00	0.00	0.00
	8/25/2006	--	9.80	0.00	0.00	0.00	0.00
	9/28-29/2006	--	9.98	0.00	0.00	0.00	0.00
	10/26/2006	--	10.02	0.00	0.00	0.00	0.00
	11/28/2006	--	8.70	0.00	0.00	0.00	0.00
	12/21-22/2006	--	6.83	0.00	0.00	0.00	0.00
	1/25/2007	--	9.78	0.00	0.00	0.00	0.00
	2/23/2007	--	4.40	0.00	0.00	0.00	0.00
MW-12	3/26-27/2007	--	8.61	0.00	0.00	0.00	0.00
<i>(cont.)</i>	4/26/2007	--	6.71	0.00	0.00	0.00	0.00
	5/29/2007	--	8.18	0.00	0.00	0.00	0.00
	6/19/2007	--	9.59	0.00	0.00	0.00	0.00
	7/24/2007	--	10.07	0.00	0.00	0.00	0.00
	8/27/2007	--	10.48	0.00	0.00	0.00	0.00
	9/26/2007	--	10.62	0.00	0.00	0.00	0.00
	10/30/2007	--	9.35	0.00	0.00	0.00	0.00
	11/29/2007	--	8.88	0.00	0.00	0.00	0.00
	12/19/2007	--	5.64	0.00	0.00	0.00	0.00
	1/17/2008	--	5.37	0.00	0.00	0.00	0.00
	2/15/2008	--	5.45	0.00	0.00	0.00	0.00
	3/17/2008	--	8.12	0.00	0.00	0.00	0.00
	4/11/2008	--	9.02	0.00	0.00	0.00	0.00
	5/8/2008	--	9.40	0.00	0.00	0.00	0.00
	6/12/2008	--	9.88	0.00	0.00	0.00	0.00
	7/16/2008	--	10.34	0.00	0.00	0.00	0.00
	8/20/2008	--	10.53	0.00	0.00	0.00	0.00
	9/17/2008	--	10.71	0.00	0.00	0.00	0.00
	10/23/2008	--	10.88	0.00	0.00	0.00	0.00
	11/26/2008	--	9.63	0.00	0.00	0.00	0.00
	12/8/2008	--	9.99	0.00	0.00	0.00	0.00
	1/26/2009		Inaccessible		0.00	0.00	0.00
	2/23/2009	--	7.74	0.00	0.00	0.00	0.00
	3/11/2009	--	3.62	0.00	0.00	0.00	0.00
	4/16/2009	--	6.89	0.00	0.00	0.00	0.00

SEPARATE-PHASE HYDROCARBON REMOVAL SUMMARY
CREDIT WORLD AUTO SALES
2345 INTERNATIONAL BOULEVARD
OAKLAND, CALIFORNIA

<i>Well ID</i>	<i>Date</i>	<i>Depth to SPH (feet below TOC)</i>	<i>Depth to Groundwater (feet below TOC)</i>	<i>SPH Thickness (feet)</i>	<i>Hydrocarbons Removed (liters)</i>	<i>Hydrocarbons Removed (gallons)</i>	<i>Cumulative Hydrocarbons Removed (gallons)</i>
	6/11/2009	--	9.31	0.00	0.00	0.00	0.00
	9/23/2009	--	10.21	0.00	0.00	0.00	0.00
	3/22/2010	--	6.58	0.00	0.00	0.00	0.00
	9/27/2010	--	9.83	0.00	0.00	0.00	0.00
RW-1	9/29/2005	--	11.60	0.00	0.00	0.00	0.00
	3/27-28/2006	--	6.60	0.00	0.00	0.00	0.00
	4/28/2006	--	7.80	0.00	0.00	0.00	0.00
	5/31/2006	--	10.15	0.00	0.00	0.00	0.00
	6/26-27/2006	--	10.85	0.00	0.00	0.00	0.00
	7/26/2006	--	11.24	0.00	0.00	0.00	0.00
	8/25/2006	--	11.60	0.00	0.00	0.00	0.00
	9/28-29/2006	--	11.81	0.00	0.00	0.00	0.00
	10/26/2006	--	11.98	0.00	0.00	0.00	0.00
	11/28/2006	--	10.73	0.00	0.00	0.00	0.00
	12/21-22/2006	--	9.10	0.00	0.00	0.00	0.00
	1/25/2007	--	11.10	0.00	0.00	0.00	0.00
	2/23/2007	--	8.28	0.00	0.00	0.00	0.00
	3/26-27/2007	--	10.21	0.00	0.00	0.00	0.00
	4/26/2007	--	9.07	0.00	0.00	0.00	0.00
RW-1	5/29/2007	--	11.00	0.00	0.00	0.00	0.00
<i>(cont.)</i>	6/19/2007	--	11.59	0.00	0.00	0.00	0.00
	7/24/2007	--	11.96	0.00	0.00	0.00	0.00
	8/27/2007	--	12.41	0.00	0.00	0.00	0.00
	9/26/2007	--	12.57	0.00	0.00	0.00	0.00
	10/30/2007	--	11.53	0.00	0.00	0.00	0.00
	11/29/2007	--	11.60	0.00	0.00	0.00	0.00
	12/19/2007	--	9.59	0.00	0.00	0.00	0.00
	1/17/2008	--	8.22	0.00	0.00	0.00	0.00
	2/15/2008	--	8.50	0.00	0.00	0.00	0.00
	3/17/2008	--	10.13	0.00	0.00	0.00	0.00
	4/11/2008	--	10.76	0.00	0.00	0.00	0.00
	5/8/2008	--	11.37	0.00	0.00	0.00	0.00
	6/12/2008	--	11.68	0.00	0.00	0.00	0.00
	7/16/2008	--	12.18	0.00	0.00	0.00	0.00
	8/20/2008	--	12.35	0.00	0.00	0.00	0.00
	9/17/2008	12.73	12.74	0.01	0.00	0.00	0.00
	10/23/2008	--	12.86	0.00	0.00	0.00	0.00
	11/26/2008	--	11.61	0.00	0.00	0.00	0.00
	12/8/2008	--	11.90	0.00	0.00	0.00	0.00
	1/26/2009	--	9.58	0.00	0.00	0.00	0.00
	2/23/2009	--	9.04	0.00	0.00	0.00	0.00
	3/11/2009	8.29	8.52	0.23	0.40	0.11	0.11
	4/16/2009	10.24	10.25	0.01	0.005	0.00	0.11
	6/11/2009	--	11.14	0.00	0.00	0.00	0.11

**SEPARATE-PHASE HYDROCARBON REMOVAL SUMMARY
CREDIT WORLD AUTO SALES
2345 INTERNATIONAL BOULEVARD
OAKLAND, CALIFORNIA**

<i>Well ID</i>	<i>Date</i>	<i>Depth to SPH (feet below TOC)</i>	<i>Depth to Groundwater (feet below TOC)</i>	<i>SPH Thickness (feet)</i>	<i>Hydrocarbons Removed (liters)</i>	<i>Hydrocarbons Removed (gallons)</i>	<i>Cumulative Hydrocarbons Removed (gallons)</i>
	9/23/2009	12.08	12.12	0.04	0.08	0.02	0.13
	3/22/2010	--	8.69	0.00	0.00	0.00	0.13
	9/27/2010	--	11.66	0.00	0.00	0.00	0.13
<i>Hydrocarbons removed during the 3rd Quarter 2010 (gallons) =</i>							0.11
<i>Cumulative hydrocarbons removed by bailing or purging (gallons) =</i>							67.45
<i>Hydrocarbons removed by Tank Protect (see below) (gallons) =</i>							5.0
<i>Cumulative estimated hydrocarbons removed to date (gallons) =</i>							72.45

Abbreviations and Notes:

SPH = Separate phase hydrocarbons

Depths measured in feet from top of well casing.

The volume of hydrocarbons removed prior to 12/27/2002 was estimated by multiplying casing volume (2" diameter casing = 0.60 liters/foot) by the SPH thickness (feet). After 12/27/2002 SPH volumes were measured in the field and recorded.

Note = approximately 3 to 5 gallons were reported to have been removed by Tank Protect between 8/20/97 and 1/14/98 with continuous free product removal system.

APPENDIX A

STANDARD FIELD PROCEDURES FOR
GROUNDWATER MONITORING AND SAMPLING

Conestoga–Rovers & Associates

STANDARD FIELD PROCEDURES FOR GROUNDWATER MONITORING AND SAMPLING

This document presents standard field methods for groundwater monitoring, purging and sampling, and well development. These procedures are designed to comply with Federal, State and local regulatory guidelines. Conestoga-Rovers and Associate's field procedures are summarized below.

Groundwater Elevation Monitoring

Prior to performing monitoring activities, the historical monitoring and analytical data of each monitoring well shall be reviewed to determine if any of the wells are likely to contain non-aqueous phase liquid (NAPL) and to determine the order in which the wells will be monitored (i.e. cleanest to dirtiest). Groundwater monitoring should not be performed when the potential exists for surface water to enter the well (i.e. flooding during a rainstorm).

Prior to monitoring, each well shall be opened and the well cap removed to allow water levels to stabilize and equilibrate. The condition of the well box and well cap shall be observed and recommended repairs noted. Any surface water that may have entered and flooded the well box should be evacuated prior to removing the well cap. In wells with no history of NAPL, the static water level and total well depth shall be measured to the nearest 0.01 foot with an electronic water level meter. Wells with the highest contaminant concentrations shall be measured last. In wells with a history of NAPL, the NAPL level/thickness and static water level shall be measured to the nearest 0.01 foot using an electronic interface probe. The water level meter and/or interface probe shall be thoroughly cleaned and decontaminated at the beginning of the monitoring event and between each well. Monitoring equipment shall be washed using soapy water consisting of Liqui-nox™ or Alconox™ followed by one rinse of clean tap water and then two rinses of distilled water.

Groundwater Purging and Sampling

Prior to groundwater purging and sampling, the historical analytical data of each monitoring well shall be reviewed to determine the order in which the wells should be purged and sampled (i.e. cleanest to dirtiest). No purging or groundwater sampling shall be performed on wells with a measurable thickness of NAPL or floating NAPL globules. If a sheen is observed, the well should be purged and a groundwater sample collected only if no NAPL is present.

Wells shall be purged according to low flow protocol using an aboveground peristaltic pump. Groundwater wells shall be purged at a low flow rate not to exceed 500 milliliters per minute (mL/min) until groundwater parameters of conductivity and/or dissolved oxygen have stabilized to within 10% for three consecutive readings. Temperature, pH, and conductivity shall also be measured and recorded approximately every 3 to 5 minutes. The total volume of groundwater removed shall be recorded along with any other notable physical characteristic such as color and odor. If required, field parameters such as turbidity shall also be measured prior to collection of each groundwater sample.

Conestoga–Rovers & Associates

Groundwater samples shall be collected after well parameters have stabilized at a low flow rate not to exceed 500 mL/min. Groundwater samples shall be decanted into clean containers supplied by the analytical laboratory. New latex gloves and Teflon lined tubing shall be used for sampling each well.

Sample Handling

Except for samples that will be tested in the field, or that require special handling or preservation, samples shall be stored in coolers chilled to 4° C for shipment to the analytical laboratory. Samples shall be labeled, placed in protective foam sleeves or bubble wrap as needed, stored on crushed ice at or below 4° C, and submitted under chain-of-custody (COC) to the laboratory. The laboratory shall be notified of the sample shipment schedule and arrival time. Samples shall be shipped to the laboratory within a time frame to allow for extraction and analysis to be performed within the standard sample holding times.

Sample labels shall be filled out using indelible ink and must contain the site name; field identification number; the date, time, and location of sample collection; notation of the type of sample; identification of preservatives used; remarks; and the signature of the sampler. Field identification must be sufficient to allow easy cross-reference with the field datasheet.

All samples submitted to the laboratory shall be accompanied by a COC record to ensure adequate documentation. A copy of the COC shall be retained in the project file. Information on the COC shall consist of the project name and number; project location; sample numbers; sampler/recorder's signature; date and time of collection of each sample; sample type; analyses requested; name of person receiving the sample; and date of receipt of sample.

Laboratory-supplied trip blanks shall accompany the samples and be analyzed to check for cross-contamination, if requested by the project manager.

Waste Handling and Disposal

Groundwater extracted during sampling shall be stored onsite in sealed U.S. DOT H17 55-gallon drums and shall be labeled with the contents, date of generation, generator identification, and consultant contact. Extracted groundwater may be disposed offsite by a licensed waste handler or may be treated and discharged via an operating onsite groundwater extraction/treatment system.

APPENDIX B

CERTIFIED ANALYTICAL REPORTS AND
CHAIN-OF-CUSTODY DOCUMENTATION



McC Campbell Analytical, Inc.

"When Quality Counts"

1534 Willow Pass Road, Pittsburg, CA 94565-1701
Web: www.mcccampbell.com E-mail: main@mcccampbell.com
Telephone: 877-252-9262 Fax: 925-252-9269

Conestoga-Rovers & Associates 5900 Hollis St, Suite A Emeryville, CA 94608	Client Project ID: #511000; Wong, Oakland.	Date Sampled: 09/27/10-09/28/10
		Date Received: 09/30/10
	Client Contact: Bob Foss	Date Reported: 10/11/10
	Client P.O.:	Date Completed: 10/08/10

WorkOrder: 1009845

October 11, 2010

Dear Bob:

Enclosed within are:

- 1) The results of the **12** analyzed samples from your project: **#511000; Wong, Oakland.,**
- 2) A QC report for the above samples,
- 3) A copy of the chain of custody, and
- 4) An invoice for analytical services.

All analyses were completed satisfactorily and all QC samples were found to be within our control limits.

If you have any questions or concerns, please feel free to give me a call. Thank you for choosing McC Campbell Analytical Laboratories for your analytical needs.

Best regards,

Angela Rydelius
Laboratory Manager
McC Campbell Analytical, Inc.



McCAMPBELL ANALYTICAL, INC.

1534 WILLOW PASS ROAD
PITTSBURG, CA 94565-1701

Website: www.mccampbell.com Email: main@mccampbell.com
Telephone: (877) 252-9262 Fax: (925) 252-9269

1009845

CHAIN OF CUSTODY RECORD

TURN AROUND TIME

RUSH 24 HR 48 HR 72 HR 5 DAY

GeoTracker EDF PDF Excel Write On (DW)

Check if sample is effluent and "J" flag is required

Report To: Bob Fass Bill To: Conestoga-Rovers & Associates Analysis Request Other Comments

Company: Conestoga-Rovers & Associates

5900 Hollis St., Ste. A Emerkville, CA E-Mail: bfass@crworld.com chee@crworld.com

Tele: (510) 420-3348 Fax: (510) 420-9170

Project #: 511000 Project Name: Long, Oakland

Project Location: 2345 International Blvd, Oakland, CA

Sampler Signature: Muskan Environmental Sampling

SAMPLING MATRIX METHOD PRESERVED

SAMPLE ID LOCATION/Field Point Name Date Time # Containers Type Containers Water Soil Air Sludge Other ICE HCL HNO3 Other

BTEx & TPH as Gas (602 / 8021 + 8015) / MTBE

TPH as Diesel (8015)

Total Petroleum Oil & Grease (1664 / 5520 E/B&F)

Total Petroleum Hydrocarbons (418.1)

EPA 502.2 / 601 / 8010 / 8021 (HVOCs)

MTBE / BTEX ONLY (EPA 602 / 8021)

EPA 505 / 608 / 8081 (CI Pesticides)

EPA 608 / 8082 PCB's ONLY; Aroclors / Congeners

EPA 507 / 8141 (NP Pesticides)

EPA 515 / 8151 (Acidic CI Herbicides)

EPA 524.2 / 624 / 8260 (VOCs)

EPA 525.2 / 625 / 8270 (SVOCs)

EPA 8270 SIM / 8310 (PAHs / PNAS)

CAM 17 Metals (200.7 / 200.8 / 6010 / 6020)

LUFT 5 Metals (200.7 / 200.8 / 6010 / 6020)

Lead (200.7 / 200.8 / 6010 / 6020)

Confirmation of MTBE by 8260B MTBE, BTEX, DIPE, TAME, TOA, by 8260B

ML-1B 9/27/10 15:03 4 WDA X X X

ML-2A 9/28/10 10:37 WDA X X X

ML-3A 9/28/10 9:48 WDA X X X

TMW-4A 9/27/10 14:14 WDA X X X

ML-6 9/28/10 8:54 WDA X X X

ML-7 9/27/10 12:51 WDA X X X

ML-8 9/27/10 12:06 WDA X X X

ML-9 9/27/10 11:31 WDA X X X

ML-10 9/27/10 10:44 WDA X X X

ML-11 9/27/10 10:11 WDA X X X

ML-12 9/27/10 13:36 WDA X X X

RW-1 9/28/10 12:30 WDA X X X

TB 9/27/10 - 1 WDA X X X

+ +

Hold

Relinquished By: [Signature] Date: 9/30/10 Time: 13:34 Received By: Envrotech AM

Relinquished By: [Signature] Date: 9/30/10 Time: 16:20 Received By: [Signature]

Relinquished By: [Signature] Date: 9/30/10 Time: 17:15 Received By: [Signature]

ICE/T° 15.39°C COMMENTS:
GOOD CONDITION
HEAD SPACE ABSENT
DECHLORINATED IN LAB
APPROPRIATE CONTAINERS
PRESERVED IN LAB

VOAS O&G METALS OTHER
PRESERVATION pH<2

McC Campbell Analytical, Inc.



1534 Willow Pass Rd
Pittsburg, CA 94565-1701
(925) 252-9262

CHAIN-OF-CUSTODY RECORD

WorkOrder: 1009845

ClientCode: CETE

WaterTrax
 WriteOn
 EDF
 Excel
 Fax
 Email
 HardCopy
 ThirdParty
 J-flag

| | | | | | |
|------------|-----------------------------------|---|----------|-------------------------------|---------------------------|
| Report to: | Bob Foss | Email: bfoss@croworld.com, chee@croworld.co | Bill to: | Accounts Payable | Requested TAT: 5 days |
| | Conestoga-Rovers & Associates | cc: | | Conestoga-Rovers & Associates | Date Received: 09/30/2010 |
| | 5900 Hollis St, Suite A | PO: | | 5900 Hollis St, Ste. A | Date Printed: 09/30/2010 |
| | Emeryville, CA 94608 | ProjectNo: #511000; Wong, Oakland. | | Emeryville, CA 94608 | |
| | (510) 420-0700 FAX (510) 420-9170 | | | | |

| Lab ID | Client ID | Matrix | Collection Date | Hold | Requested Tests (See legend below) | | | | | | | | | | | | |
|-------------|-----------|--------|-----------------|--------------------------|------------------------------------|---|---|---|---|---|---|---|---|----|----|----|--|
| | | | | | 1 | 2 | 3 | 4 | 5 | 6 | 7 | 8 | 9 | 10 | 11 | 12 | |
| 1009845-001 | MW-1B | Water | 9/27/2010 15:03 | <input type="checkbox"/> | | A | A | | | | | | | | | | |
| 1009845-002 | MW-2A | Water | 9/28/2010 10:37 | <input type="checkbox"/> | | A | | | | | | | | | | | |
| 1009845-003 | MW-3A | Water | 9/28/2010 9:48 | <input type="checkbox"/> | B | A | | | | | | | | | | | |
| 1009845-004 | TMW-4A | Water | 9/27/2010 14:14 | <input type="checkbox"/> | | A | | | | | | | | | | | |
| 1009845-005 | MW-6 | Water | 9/27/2010 8:54 | <input type="checkbox"/> | | A | | | | | | | | | | | |
| 1009845-006 | MW-7 | Water | 9/27/2010 12:51 | <input type="checkbox"/> | | A | | | | | | | | | | | |
| 1009845-007 | MW-8 | Water | 9/27/2010 12:06 | <input type="checkbox"/> | | A | | | | | | | | | | | |
| 1009845-008 | MW-9 | Water | 9/27/2010 11:31 | <input type="checkbox"/> | | A | | | | | | | | | | | |
| 1009845-009 | MW-10 | Water | 9/27/2010 10:44 | <input type="checkbox"/> | | A | | | | | | | | | | | |
| 1009845-010 | MW-11 | Water | 9/27/2010 10:11 | <input type="checkbox"/> | B | A | | | | | | | | | | | |
| 1009845-011 | MW-12 | Water | 9/27/2010 13:36 | <input type="checkbox"/> | B | A | | | | | | | | | | | |
| 1009845-012 | RW-1 | Water | 9/27/2010 12:30 | <input type="checkbox"/> | | A | | | | | | | | | | | |

Test Legend:

| | | | | | | | | | |
|----|----------|----|-----------|---|--------------|---|--|----|--|
| 1 | 5-OXYS_W | 2 | G-MBTEX_W | 3 | PREFD REPORT | 4 | | 5 | |
| 6 | | 7 | | 8 | | 9 | | 10 | |
| 11 | | 12 | | | | | | | |

Prepared by: Samantha Arbuckle

Comments:

NOTE: Soil samples are discarded 60 days after results are reported unless other arrangements are made (Water samples are 30 days).
Hazardous samples will be returned to client or disposed of at client expense.



Sample Receipt Checklist

Client Name: **Conestoga-Rovers & Associates**

Date and Time Received: **9/30/2010 8:10:43 PM**

Project Name: **#511000; Wong, Oakland.**

Checklist completed and reviewed by: **Samantha Arbuckle**

WorkOrder N°: **1009845** Matrix Water

Carrier: Rob Pringle (MAI Courier)

Chain of Custody (COC) Information

- Chain of custody present? Yes No
- Chain of custody signed when relinquished and received? Yes No
- Chain of custody agrees with sample labels? Yes No
- Sample IDs noted by Client on COC? Yes No
- Date and Time of collection noted by Client on COC? Yes No
- Sampler's name noted on COC? Yes No

Sample Receipt Information

- Custody seals intact on shipping container/cooler? Yes No NA
- Shipping container/cooler in good condition? Yes No
- Samples in proper containers/bottles? Yes No
- Sample containers intact? Yes No
- Sufficient sample volume for indicated test? Yes No

Sample Preservation and Hold Time (HT) Information

- All samples received within holding time? Yes No
 - Container/Temp Blank temperature Cooler Temp: 3.9°C NA
 - Water - VOA vials have zero headspace / no bubbles? Yes No No VOA vials submitted
 - Sample labels checked for correct preservation? Yes No
 - Metal - pH acceptable upon receipt (pH<2)? Yes No NA
 - Samples Received on Ice? Yes No
- (Ice Type: WET ICE)

* NOTE: If the "No" box is checked, see comments below.

Client contacted:

Date contacted:

Contacted by:

Comments:



McC Campbell Analytical, Inc.

"When Quality Counts"

1534 Willow Pass Road, Pittsburg, CA 94565-1701
Web: www.mcccampbell.com E-mail: main@mcccampbell.com
Telephone: 877-252-9262 Fax: 925-252-9269

| | | |
|--|---|-----------------------------------|
| Conestoga-Rovers & Associates

5900 Hollis St, Suite A

Emeryville, CA 94608 | Client Project ID: #511000; Wong,
Oakland. | Date Sampled: 09/27/10-09/28/10 |
| | Client Contact: Bob Foss | Date Received: 09/30/10 |
| | Client P.O.: | Date Extracted: 10/02/10-10/05/10 |
| | | Date Analyzed: 10/02/10-10/05/10 |

Oxygenated Volatile Organics by P&T and GC/MS*

Extraction Method: SW5030B

Analytical Method: SW8260B

Work Order: 1009845

| | | | | | | |
|-----------|--------------|--------------|--------------|--|------------------------------|--|
| Lab ID | 1009845-003B | 1009845-010B | 1009845-011B | | Reporting Limit for
DF =1 | |
| Client ID | MW-3A | MW-11 | MW-12 | | | |
| Matrix | W | W | W | | | |
| DF | 1 | 1 | 330 | | | |

| Compound | Concentration | | | | ug/kg | µg/L |
|-------------------------------|-------------------------------|----|--------|-----|-------|------|
| | tert-Amyl methyl ether (TAME) | ND | ND | 240 | | NA |
| t-Butyl alcohol (TBA) | ND | ND | ND<670 | | NA | 2.0 |
| Diisopropyl ether (DIPE) | ND | ND | ND<170 | | NA | 0.5 |
| Ethyl tert-butyl ether (ETBE) | ND | ND | ND<170 | | NA | 0.5 |
| Methyl-t-butyl ether (MTBE) | ND | ND | 8900 | | NA | 0.5 |

Surrogate Recoveries (%)

| | | | | | |
|-------|----|----|----|--|--|
| %SS1: | 89 | 96 | 91 | | |
|-------|----|----|----|--|--|

| | | | | | |
|----------|--|--|--|--|--|
| Comments | | | | | |
|----------|--|--|--|--|--|

* water and vapor samples are reported in µg/L, soil/sludge/solid samples in mg/kg, product/oil/non-aqueous liquid samples and all TCLP & SPLP extracts are reported in mg/L, wipe samples in µg/wipe.

ND means not detected above the reporting limit/method detection limit; N/A means analyte not applicable to this analysis; %SS = Percent Recovery of Surrogate Standard; DF = Dilution Factor

surrogate diluted out of range or surrogate coelutes with another peak.



McC Campbell Analytical, Inc.

"When Quality Counts"

1534 Willow Pass Road, Pittsburg, CA 94565-1701
Web: www.mcccampbell.com E-mail: main@mcccampbell.com
Telephone: 877-252-9262 Fax: 925-252-9269

| | | |
|--|---|-----------------------------------|
| Conestoga-Rovers & Associates

5900 Hollis St, Suite A

Emeryville, CA 94608 | Client Project ID: #511000; Wong,
Oakland. | Date Sampled: 09/27/10-09/28/10 |
| | Client Contact: Bob Foss | Date Received: 09/30/10 |
| | Client P.O.: | Date Extracted: 10/02/10-10/08/10 |
| | | Date Analyzed: 10/02/10-10/08/10 |

Gasoline Range (C6-C12) Volatile Hydrocarbons as Gasoline with BTEX and MTBE*

Extraction method: SW5030B

Analytical methods: SW8021B/8015Bm

Work Order: 1009845

| Lab ID | Client ID | Matrix | TPH(g) | MTBE | Benzene | Toluene | Ethylbenzene | Xylenes | DF | % SS | Comments |
|--------|-----------|--------|--------|--------|---------|---------|--------------|---------|----|------|----------|
| 001A | MW-1B | W | ND | ND | ND | ND | ND | ND | 1 | 97 | |
| 002A | MW-2A | W | 9800 | ND<50 | 210 | 8.6 | 590 | 44 | 10 | 106 | d1,b6 |
| 003A | MW-3A | W | 640 | ND | 13 | 0.75 | 22 | 1.7 | 1 | 115 | d1 |
| 004A | TMW-4A | W | ND | ND | ND | ND | ND | ND | 1 | 99 | |
| 005A | MW-6 | W | 3500 | ND<15 | 330 | 14 | 2.5 | 5.4 | 1 | 97 | d1 |
| 006A | MW-7 | W | ND | ND | ND | ND | ND | ND | 1 | 105 | |
| 007A | MW-8 | W | ND | ND | ND | ND | ND | ND | 1 | 99 | |
| 008A | MW-9 | W | ND | ND | ND | ND | ND | ND | 1 | 99 | |
| 009A | MW-10 | W | ND | ND | ND | ND | ND | ND | 1 | 100 | |
| 010A | MW-11 | W | ND | ND | ND | ND | ND | ND | 1 | 97 | |
| 011A | MW-12 | W | 2200 | 10,000 | 3.5 | 9.0 | 0.72 | 1.4 | 1 | 119 | d1 |
| 012A | RW-1 | W | 8500 | ND<350 | 1300 | 27 | 230 | 71 | 10 | 103 | d1 |
| | | | | | | | | | | | |
| | | | | | | | | | | | |
| | | | | | | | | | | | |
| | | | | | | | | | | | |

| | | | | | | | | | |
|--|---|-----|------|-------|-------|-------|-------|-------|-------|
| Reporting Limit for DF =1;
ND means not detected at or
above the reporting limit | W | 50 | 5.0 | 0.5 | 0.5 | 0.5 | 0.5 | 0.5 | µg/L |
| | S | 1.0 | 0.05 | 0.005 | 0.005 | 0.005 | 0.005 | 0.005 | mg/Kg |

* water and vapor samples are reported in ug/L, soil/sludge/solid samples in mg/kg, wipe samples in µg/wipe, product/oil/non-aqueous liquid samples and all TCLP & SPLP extracts in mg/L.

cluttered chromatogram; sample peak coelutes w/surrogate peak; low surrogate recovery due to matrix interference.

%SS = Percent Recovery of Surrogate Standard; DF = Dilution Factor

+The following descriptions of the TPH chromatogram are cursory in nature and McC Campbell Analytical is not responsible for their interpretation:

b6) lighter than water immiscible sheen/product is present
d1) weakly modified or unmodified gasoline is significant



QC SUMMARY REPORT FOR SW8260B

W.O. Sample Matrix: Water

QC Matrix: Water

BatchID: 53451

WorkOrder 1009845

| Analyte | EPA Method SW8260B | | Extraction SW5030B | | | | | | Spiked Sample ID: 1009845-003B | | | |
|-------------------------------|--------------------|--------|--------------------|--------|--------|--------|--------|----------|--------------------------------|-----|----------|-----|
| | Sample | Spiked | MS | MSD | MS-MSD | LCS | LCSD | LCS-LCSD | Acceptance Criteria (%) | | | |
| | µg/L | µg/L | % Rec. | % Rec. | % RPD | % Rec. | % Rec. | % RPD | MS / MSD | RPD | LCS/LCSD | RPD |
| tert-Amyl methyl ether (TAME) | ND | 10 | 85.4 | 86.9 | 1.71 | 77.6 | 78.7 | 1.43 | 70 - 130 | 30 | 70 - 130 | 30 |
| t-Butyl alcohol (TBA) | ND | 50 | 95.5 | 100 | 4.73 | 82.2 | 81.6 | 0.806 | 70 - 130 | 30 | 70 - 130 | 30 |
| Diisopropyl ether (DIPE) | ND | 10 | 115 | 113 | 1.71 | 109 | 111 | 1.48 | 70 - 130 | 30 | 70 - 130 | 30 |
| Ethyl tert-butyl ether (ETBE) | ND | 10 | 108 | 108 | 0 | 101 | 102 | 0.799 | 70 - 130 | 30 | 70 - 130 | 30 |
| Methyl-t-butyl ether (MTBE) | ND | 10 | 110 | 111 | 0.335 | 103 | 105 | 2.19 | 70 - 130 | 30 | 70 - 130 | 30 |
| %SS1: | 89 | 25 | 91 | 90 | 0.615 | 92 | 92 | 0 | 70 - 130 | 30 | 70 - 130 | 30 |

All target compounds in the Method Blank of this extraction batch were ND less than the method RL with the following exceptions:
NONE

BATCH 53451 SUMMARY

| Lab ID | Date Sampled | Date Extracted | Date Analyzed | Lab ID | Date Sampled | Date Extracted | Date Analyzed |
|--------------|------------------|----------------|------------------|--------------|-------------------|----------------|------------------|
| 1009845-003B | 09/28/10 9:48 AM | 10/02/10 | 10/02/10 2:46 AM | 1009845-010B | 09/27/10 10:11 AM | 10/02/10 | 10/02/10 3:28 AM |
| 1009845-011B | 09/27/10 1:36 PM | 10/05/10 | 10/05/10 6:18 PM | | | | |

MS = Matrix Spike; MSD = Matrix Spike Duplicate; LCS = Laboratory Control Sample; LCSD = Laboratory Control Sample Duplicate; RPD = Relative Percent Deviation.

% Recovery = 100 * (MS-Sample) / (Amount Spiked); RPD = 100 * (MS - MSD) / ((MS + MSD) / 2).

MS / MSD spike recoveries and / or %RPD may fall outside of laboratory acceptance criteria due to one or more of the following reasons: a) the sample is inhomogenous AND contains significant concentrations of analyte relative to the amount spiked, or b) the spiked sample's matrix interferes with the spike recovery.

N/A = not enough sample to perform matrix spike and matrix spike duplicate.

NR = analyte concentration in sample exceeds spike amount for soil matrix or exceeds 2x spike amount for water matrix or sample diluted due to high matrix or analyte content.

Laboratory extraction solvents such as methylene chloride and acetone may occasionally appear in the method blank at low levels.



QC SUMMARY REPORT FOR SW8021B/8015Bm

W.O. Sample Matrix: Water

QC Matrix: Water

BatchID: 53446

WorkOrder 1009845

| Analyte | EPA Method SW8021B/8015Bm | | Extraction SW5030B | | | | | | Spiked Sample ID: 1009845-001A | | | |
|------------------------|---------------------------|--------|--------------------|--------|--------|--------|--------|----------|--------------------------------|-----|----------|-----|
| | Sample | Spiked | MS | MSD | MS-MSD | LCS | LCSD | LCS-LCSD | Acceptance Criteria (%) | | | |
| | µg/L | µg/L | % Rec. | % Rec. | % RPD | % Rec. | % Rec. | % RPD | MS / MSD | RPD | LCS/LCSD | RPD |
| TPH(btex) ^f | ND | 60 | 124 | 126 | 1.90 | 125 | 128 | 2.80 | 70 - 130 | 20 | 70 - 130 | 20 |
| MTBE | ND | 10 | 119 | 110 | 8.21 | 109 | 109 | 0 | 70 - 130 | 20 | 70 - 130 | 20 |
| Benzene | ND | 10 | 93 | 85.2 | 8.80 | 89.6 | 87.2 | 2.66 | 70 - 130 | 20 | 70 - 130 | 20 |
| Toluene | ND | 10 | 90.2 | 83.2 | 8.08 | 87.1 | 84.1 | 3.48 | 70 - 130 | 20 | 70 - 130 | 20 |
| Ethylbenzene | ND | 10 | 90.3 | 82.9 | 8.46 | 86.9 | 83.9 | 3.57 | 70 - 130 | 20 | 70 - 130 | 20 |
| Xylenes | ND | 30 | 88.5 | 82.3 | 7.26 | 86.7 | 82.9 | 4.46 | 70 - 130 | 20 | 70 - 130 | 20 |
| %SS: | 97 | 10 | 94 | 94 | 0 | 95 | 93 | 2.00 | 70 - 130 | 20 | 70 - 130 | 20 |

All target compounds in the Method Blank of this extraction batch were ND less than the method RL with the following exceptions:
NONE

BATCH 53446 SUMMARY

| Lab ID | Date Sampled | Date Extracted | Date Analyzed | Lab ID | Date Sampled | Date Extracted | Date Analyzed |
|--------------|-------------------|----------------|------------------|--------------|-------------------|----------------|-------------------|
| 1009845-001A | 09/27/10 3:03 PM | 10/02/10 | 10/02/10 3:28 AM | 1009845-002A | 09/28/10 10:37 AM | 10/04/10 | 10/04/10 10:17 AM |
| 1009845-003A | 09/28/10 9:48 AM | 10/02/10 | 10/02/10 4:00 AM | 1009845-004A | 09/27/10 2:14 PM | 10/02/10 | 10/02/10 5:35 AM |
| 1009845-005A | 09/27/10 8:54 AM | 10/02/10 | 10/02/10 8:15 AM | 1009845-006A | 09/27/10 12:51 PM | 10/02/10 | 10/02/10 7:11 AM |
| 1009845-007A | 09/27/10 12:06 PM | 10/02/10 | 10/02/10 7:43 AM | 1009845-008A | 09/27/10 11:31 AM | 10/02/10 | 10/02/10 9:20 AM |
| 1009845-009A | 09/27/10 10:44 AM | 10/02/10 | 10/02/10 9:53 AM | 1009845-010A | 09/27/10 10:11 AM | 10/02/10 | 10/02/10 10:27 AM |
| 1009845-011A | 09/27/10 1:36 PM | 10/07/10 | 10/07/10 4:31 PM | 1009845-011A | 09/27/10 1:36 PM | 10/08/10 | 10/08/10 5:26 PM |
| 1009845-012A | 09/27/10 12:30 PM | 10/05/10 | 10/05/10 1:15 AM | | | | |

MS = Matrix Spike; MSD = Matrix Spike Duplicate; LCS = Laboratory Control Sample; LCSD = Laboratory Control Sample Duplicate; RPD = Relative Percent Deviation.

% Recovery = 100 * (MS-Sample) / (Amount Spiked); RPD = 100 * (MS - MSD) / ((MS + MSD) / 2).

MS / MSD spike recoveries and / or %RPD may fall outside of laboratory acceptance criteria due to one or more of the following reasons: a) the sample is inhomogenous AND contains significant concentrations of analyte relative to the amount spiked, or b) the spiked sample's matrix interferes with the spike recovery.

£ TPH(btex) = sum of BTEX areas from the FID.

cluttered chromatogram; sample peak coelutes with surrogate peak.

N/A = not enough sample to perform matrix spike and matrix spike duplicate.

NR = matrix interference and/or analyte concentration in sample exceeds spike amount for soil matrix or exceeds 2x spike amount for water matrix or sample diluted due to high matrix or analyte content, or inconsistency in sample containers.

APPENDIX C


FIELD DATA SHEETS





WELL GAUGING SHEET

Client: Conestoga-Rovers and Associates pg 1 of 2

Site
Address: 2345 International Boulevard, Oakland, CA

Date: 9/27/2010 Signature: 

| Well ID | Time | Depth to SPH | Depth to Water | SPH Thickness | Depth to Bottom | Comments |
|---------|------|--------------|----------------|---------------|---|----------|
| MW-1A | 9:30 | 12.03 | 12.15 | 0.12 |  | |
| MW-1B | 8:45 | | 13.41 | | 34.53 | |
| MW-2A | 9:25 | | 9.73 | | 18.54 | |
| MW-3A | 9:20 | | 12.40 | | 20.10 | |
| TMW-4A | 8:50 | | 8.97 | | 20.15 | |
| TMW-5 | 9:35 | 11.03 | 11.09 | 0.06 |  | |
| MW-6 | 8:55 | | 11.50 | | 18.79 | |
| MW-7 | 8:25 | | 9.03 | | 18.65 | |
| MW-8 | 8:30 | | 10.01 | | 18.07 | |
| MW-9 | 8:35 | | 7.85 | | 19.39 | |
| MW-10 | 8:40 | | 7.69 | | 18.34 | |



MICRO PURGE WELL SAMPLING FORM

Date: 9/27/2010
 Client: Conestoga-Rovers and Associates
 Site Address: 2345 International Boulevard, Oakland, CA

Well ID: **RW-1**
 Well Diameter: **4"**
 Purging Device: Peristaltic Pump
 Sampling Method: Peristaltic Pump
 Total Well Depth from top of casing: **28.00**
 Water level at the start of purge from top of casing: **11.68**
 Approximate depth of water intake on pump from top of casing: **14.0**

| TIME: | Purged Rate (ml/min) | TEMP (Celsius) | pH | COND. (µS/cm) | ORP (mV) | DO (mg/L) | Drawdown Water Level (ft) | Turbidity (NTU) | Comments |
|-------|----------------------|-----------------|------|---------------|----------|-----------|---------------------------|-----------------|-------------------------------------|
| 12:14 | 100 | 23.6 | -- | -- | -- | -- | 11.68 | — | |
| 12:17 | 100 | 23.3 | 6.73 | 1085 | -84 | 0.43 | 11.78 | 0. | |
| 12:20 | 100 | 23.3 | 6.73 | 1081 | -88 | 0.30 | 11.78 | 5 | |
| 12:23 | 100 | 23.1 | 6.74 | 1078 | -87 | 0.32 | 11.79 | 2 | |
| 12:26 | 100 | 23.0 | 6.74 | 1076 | -87 | 0.32 | 11.80 | 3 | |
| 12:29 | 100 | 23.0 | 6.74 | 1076 | -88 | 0.31 | 11.80 | 2 | |
| | | | | | | | | | total purge volume = 1500 ml |

| Sample ID: | Date: | Time | Container Type | Preservative | Analytes | Method |
|------------|---------|-------|----------------|--------------|------------------|------------------|
| RW-1 | 9/28/10 | 12:30 | 40 ml VOA | HCl | TPHg, BTEX, MTBE | 8015, 8021, 8260 |

Signature: 