



RECEIVED

By Alameda County Environmental Health 2:16 pm, Sep 21, 2015

**Precision
Castparts
Corp.**

4600 S.E. Harney Drive
Portland, Oregon 97206
Telephone 503-777-3881
Telex 36-0992
Telecopier 503-653-4817

August 25, 2015

Mr. Mark E. Detterman, PG, CEG
Environmental Protection
Alameda County Health Care Services
1131 Harbor Bay Parkway, Suite 250
Alameda, CA 94502-6577

Subject: Fuel Leak Case No. R0000320, Former Paco Pumps, Inc., 9201 San Leandro Street, Oakland, CA

Dear Mr. Detterman:

Please find enclosed the *Second Quarter 2015 Groundwater Monitoring Report* (Report) for the Former Paco Pumps facility located at 9201 San Leandro in Oakland, California (the Site).

Results from this groundwater monitoring event indicate that groundwater affected by petroleum hydrocarbons and related compounds remain on Site at concentrations that pose a very low risk to human health and the environment.

If you have any questions during your review of the Report, please feel free to contact Paul Parmentier at 562.597.1055 or pparmentier@thesourcegroup.net.

I certify under penalty of law that this document and all attachments are prepared under my direction or supervision in accordance with a system designed to ensure that qualified personnel properly gathered and evaluated the information submitted. Based on my inquiry of the person or persons who managed the system, or those persons directly responsible for gathering the information, the information submitted is, to the best of my knowledge and belief, true, accurate and complete. I am aware that there are significant penalties for submitting false information, including the possibility of fine and imprisonment for knowing violations.

Sincerely,

Dave Murray
Precision Castparts Corp.

cc: Mr. Peter Serrurier, Stoel Rives LLP
Mr. Mark Zeppetello, Barg Coffin Lewis & Trapp, LLP
Mr. Paul Parmentier, The Source Group

**SECOND QUARTER 2015
GROUNDWATER MONITORING REPORT
Former PACO Pumps Site
9201 San Leandro Street, Oakland, California**

04-PFT-005

Prepared For:

Precision Castparts Corporation
4600 SE Harney Dr.
Portland, OR 97206-0898

Prepared By:




1962 Freeman Avenue
Signal Hill, California 90755

September 15, 2015

Prepared By:

A handwritten signature in black ink that reads 'Paisha Jorgensen'.

Paisha Jorgensen, P.G.
Senior Geologist



Reviewed By:

A handwritten signature in blue ink that reads 'Paul Parmentier'.

Paul Parmentier, P.G., C.H.G.
Principal Hydrogeologist

TABLE OF CONTENTS

	PAGE
LIST OF FIGURES	iii
LIST OF TABLES	iii
LIST OF APPENDICES	iii
1.0 INTRODUCTION	1-1
1.1 Regulatory Background	1-1
2.0 SITE BACKGROUND	2-1
2.1 Site Location and History	2-1
2.2 Previous Site Investigations and Remediation Activities	2-1
3.0 GROUNDWATER MONITORING AND SAMPLING ACTIVITIES	3-1
3.1 Groundwater Monitoring and Sampling Procedures	3-1
3.1.1 Groundwater Monitoring	3-1
3.1.2 Groundwater Sampling	3-1
3.1.3 Waste Management	3-1
3.2 Groundwater Monitoring and Sampling Results	3-2
3.2.1 Groundwater Elevations	3-2
3.2.2 Groundwater Analytical Results	3-2
4.0 DATA EVALUATION AND RECOMMENDATIONS	4-1
4.1 Data Evaluation	4-1
4.2 Recommendations	4-1
5.0 REFERENCES	5-1

LIST OF FIGURES

Figure 1	Site Location Map
Figure 2	Site Plan
Figure 3	Groundwater Elevation and Potentiometric Surface Map – April 2015
Figure 4	MTBE, Benzene, TPH-GRO, and TPHd Concentrations in Groundwater – Quarter 2, 2015

LIST OF TABLES

Table 1	Current and Historical Groundwater Elevations
Table 2	Summary of Analytical Results for Groundwater – Quarter 2, 2015
Table 3	Summary of Historical Analytical Results for Groundwater

LIST OF APPENDICES

Appendix A	Groundwater Sampling Field Forms
Appendix B	Waste Manifests
Appendix C	Laboratory Analytical Data

1.0 INTRODUCTION

The Source Group, Inc. (SGI), on behalf of PCC Flow Technologies Holdings, Inc. (PCC), is submitting this *Second Quarter 2015 Groundwater Monitoring Report* (Report) for the former PACO Pumps facility located at 9201 San Leandro Street in Oakland, California (Site) (Figures 1 and 2). The monitoring activities were presented in SGI's *Data Gaps Work Plan* (Work Plan; SGI, 2014) dated June 18, 2014.

1.1 Regulatory Background

In 2013, SGI submitted the *Remedial Investigation Activities and Groundwater Monitoring Report* (SGI, 2013) to Alameda County Environmental Health (ACEH) and requested case closure for the Site under the California Regional Water Quality Control Board's Low-Threat Underground Storage Tank Case Closure Policy (LTCP; CRWQCB, 2012). ACEH rejected the case closure request in a letter dated March 7, 2014 (ACEH, 2014a). The letter summarized the ACEH evaluation for Site closure under the LTCP. On April 22, 2014, a meeting and Site inspection attended by ACEH staff, PCC representatives, and SGI representatives was held to discuss the status of the Site, current data gaps, and strategize towards Site closure. While most of the issues raised by ACEH in the March 7, 2014 letter were addressed and resolved during the meeting, a few data gaps remained.

In response to the March 7, 2014 letter from ACEH (ACEH, 2014a) and the April 22, 2014 meeting, SGI prepared the Work Plan (SGI, 2014). The Work Plan presented 1) a plan to address the remaining data gaps, and 2) responses to ACEH comments from the March 7, 2014 letter. ACEH approved the Interim Remedial Action Plan (IRAP) in an August 26, 2014 *Conditional Work Plan Approval* (Conditional Approval; ACEH, 2014b).

This report documents the second of two groundwater monitoring events proposed in the Work Plan.

2.0 SITE BACKGROUND

2.1 Site Location and History

The former PACO Pumps facility is located at 9201 San Leandro Street in Oakland, California (the Site, Figures 1 and 2). The Site is an approximately 4.6-acre parcel that is generally bounded by: an access road and heavy industrial/manufacturing business to the north; San Leandro Street, Union Pacific Railroad tracks, and elevated Bay Area Rapid Transit (BART) tracks to the east; Union Pacific Railroad tracks and easements for petroleum pipelines to the west; and industrial/warehousing businesses to the south. The surrounding area is a mix of industrial and heavy industrial (manufacturing) use, although there is residential uses located approximately 450 feet south/southwest of the Site. Currently, the entire Site is covered with either asphalt, concrete, or buildings constructed on concrete slabs. Two large warehouse buildings occupy the western and eastern areas of the Site. The nearest surface water body is San Leandro Creek, which is located approximately 5,000 feet southwest of the Site. No drinking water wells have been identified within ¼-mile of the Site (SGI, 2012a).

The Site was historically used as a manufacturing facility since 1945 for industrial pumps, tents, and as a foundry (Jonas & Associates, Inc. [Jonas], 1991) and has been used for warehousing and medicinal plant growing. Currently, the Site is owned by 9201 San Leandro LLC and used for transportation, storage, and warehousing company.

2.2 Previous Site Investigations and Remediation Activities

Subsurface soil and groundwater conditions have been investigated since the 1980's by various consultants including Jonas, ERAS Environmental Inc. (ERAS), Levine Fricke Recon Inc. (LFR), and most recently SGI. According to the ERAS *Subsurface Investigation and Groundwater Monitoring Report* (ERAS, 2008), the Jonas *Site Characterization Report* (Jonas, 1992) identified the location of a former 550-gallon UST located on the southeast side of Building 3. According to LFR, the former UST was used for gasoline storage. The UST was reportedly removed prior to a 1992 investigation of the assumed former tank pit area, where gasoline-impacted soil was discovered. This former UST location was over excavated in the 1992 investigation and soil was removed from the Site. These activities removed major sources of subsurface contamination, but impacted soil remained near the foundation of the building to the west of the former UST location. Several investigations were completed in the area, including drilling of soil borings inside the building located west of the former UST.

LFR conducted additional investigations and a remediation pilot test in 2009 and recommended site remediation by air sparging, soil vapor extraction, and ozone injection. LFR completed five soil borings using membrane interface probe (MIP) technology to evaluate the distribution of contaminants in this part of the Site. LFR also collected two shallow groundwater samples (17 to 20 feet bgs) and two deep groundwater samples (27 to 30 feet bgs), installed two new groundwater monitoring wells, one shallow and one deep air sparge wells, and three soil vapor extraction (SVE)

test wells. The results of the investigation, as summarized by LFR (LFR, 2009), indicated that the deeper groundwater did not contain detectable concentrations of petroleum contaminants, and this finding has been confirmed during subsequent groundwater monitoring events.

After review of the previous site investigation data and LFR vapor extraction test data, SGI made alternative recommendations for remediation with the following approach (SGI, 2009):

- Focused, high- vacuum extraction of vadose zone hydrocarbons in the edges of the former UST excavation, including beneath Building 3; and
- Extraction of hydrocarbons from the shallow groundwater zone, followed by natural attenuation.

In October 2009, SGI submitted a *Remediation Work Plan* (SGI, 2009) that proposed episodes of high-vacuum dual-phase extraction (HVDPE) rather than construction and operation of a fixed remediation system. In April 2010, a 24-hour remedial action pilot test was conducted, and the results indicated that a longer-term remedial action was warranted. In June 2010, after installation of 12 extraction wells and an additional groundwater monitoring well (MW-8), SGI conducted a 10-day dual-phase extraction episode that resulted in the removal of significant hydrocarbon mass and the collection of reliable site contaminant distribution data.

Based on the limited air flow and groundwater extraction rates, low hydrocarbon concentrations present in soil, and a laterally and vertically delineated, limited benzene plume, any effort focused on in-situ remediation of hydrocarbons would be both lengthy and costly, and not substantially more effective than the apparent on-going natural attenuation of hydrocarbons. The *Post Remediation Sampling and First Semi-Annual Monitoring Report*, dated October 8, 2010, described the results of the investigation/remediation at Area 4, post-remediation sampling, and first semi-annual groundwater monitoring. The report also included a human health risk evaluation of soil vapor intrusion into Building 3 indoor air.

On January 5, 2012, at the request of ACEH, SGI submitted a Remedial Investigation (RI) Work Plan (SGI, 2012a) for sub-slab soil gas sampling to confirm the previous soil gas interpretations. The RI Work Plan included a preferential pathway study. Following ACEH comments, RI Work Plan modifications were submitted on June 20, 2012 (SGI, 2012b). ACEH's comments indicated that additional downgradient wells would be appropriate, and suggested that SGI conduct the investigation based on guidance presented in the CRWQCB's LTCP (CRWQCB, 2012). Additional modifications were made to the investigation plan and were discussed with ACEH via email prior to implementation.

In March 2013, three groundwater monitoring wells were installed along the western boundary of the Site. In addition, eight soil vapor probes were installed in Areas 4 (5 probes) and Area 5 (3 probes). Results of subsequent groundwater sampling indicated that groundwater leaving the Site to the west was not impacted with benzene and contained very low concentrations of methyl tert butyl ether (MTBE) and TEPH. Soil vapor sampling indicated that total petroleum hydrocarbons-gasoline range organics (TPH-GRO) and benzene were the most common

compounds detected in soil vapor. Results of the remedial investigation are presented in the *Remedial Investigation Activities and Groundwater Monitoring Report* (SGI, 2013). Semi-annual groundwater monitoring and sampling addresses groundwater conditions site-wide.

A data gaps investigation was conducted in October 2014. The investigation consisted of soil and groundwater sampling and the installation of one groundwater monitoring well (MW-12). Results of the investigation are presented in the *Data Gaps Investigation and Groundwater Monitoring Report* (SGI, 2015).

3.0 GROUNDWATER MONITORING AND SAMPLING ACTIVITIES

3.1 Groundwater Monitoring and Sampling Procedures

Blaine Tech Services, Inc. of San Jose, California was contracted to conduct the Quarter 2, 2015 semi-annual groundwater monitoring and sampling event. Sampling activities were conducted on April 24 and May 1, 2015. This section details the monitoring and sampling activities completed.

3.1.1 Groundwater Monitoring

Due to access issues, groundwater levels were measured in 19 groundwater monitoring wells on April 24, 2015, and in two groundwater monitoring wells on May 1, 2015. Seven wells were not accessible during the sampling event: well MW-3 appeared to be missing the well lid and filled with dirt, well E-1 was covered by the property owners equipment, and wells MW-8, E-8, E-10, E-11, and E-12 could not be located due to changed surface conditions. All inaccessible well locations are located upgradient of other wells, therefore the lack of data from these wells during this monitoring event is not considered to be a significant data gap.

Groundwater levels in all wells were gauged from the top of the well casing (TOC) using an electronic water level indicator graduated to 0.01-foot. The surveyed top of casing elevations are referenced to mean sea level (msl). Quarter 2, 2015 and historical groundwater elevations are presented in Table 1 and represented as a potentiometric surface on Figure 3.

3.1.2 Groundwater Sampling

Groundwater samples were collected from 18 of the 21 wells that were used for monitoring. Groundwater wells were purged using standard three well casing purging methods with submersible pumps or disposable bailers. Groundwater samples were collected with disposable bailers. Water quality parameters were measured and recorded during the groundwater purging to ensure the groundwater samples were representative of aquifer conditions. Samples were transferred directly into laboratory-supplied containers and placed on ice for transport to Accutest, Inc. of San Jose, California under chain-of-custody control. The monitoring well field sampling forms are included in Appendix A. Groundwater samples collected during the sampling event were analyzed for TPH as diesel (TPHd) and TPH as motor oil (TPHmo) by USEPA Method 8015M, and TPH-GRO) and VOCs by USEPA Method 8260B. Results of the groundwater monitoring and sampling event are presented below.

3.1.3 Waste Management

Well purge water was stored on Site in properly labeled 55-gallon steel drums. Purge water from this, and previous investigation and monitoring events, were disposed off-Site by Woodward Drilling, Inc. of Rio Vista, California. Waste manifests are presented in Appendix B.

3.2 Groundwater Monitoring and Sampling Results

The Quarter 2, 2015 semi-annual groundwater monitoring and sampling event was conducted on April 24 and May 1, 2015. Groundwater levels were measured in all accessible wells, and groundwater samples were collected from a subset of the wells.

3.2.1 Groundwater Elevations

The depth-to-water measurements ranged from 6.60 feet below top of casing (btoc) in MW-4 to 9.24 feet btoc in ASMW-2D. Groundwater elevations ranged from 10.28 feet msl in ASMW-2D to 12.77 feet msl in MW-4.

A review of elevation data and the potentiometric surface map indicates shallow zone groundwater flows in a west-southwesterly direction at a gradient of approximately 0.0049 feet/foot in Areas 4 and 5. The flow direction and gradient is consistent with historical groundwater flow patterns.

A potentiometric surface map was constructed from the shallow groundwater elevation data and is presented as Figure 3. Quarter 2, 2015 and historical groundwater elevation data are included in Table 1.

3.2.2 Groundwater Analytical Results

On April 24 and May 1, 2015, total of 18 wells were sampled as part of the Quarter 2, 2015 groundwater monitoring event. Groundwater samples from all 18 wells were analyzed for TPHd and TPHmo. In addition, groundwater samples from a subset of 13 wells were also analyzed for VOCs (including TPH-GRO, BTEX, and fuel additives). Laboratory analytical results for MTBE, benzene, TPH-GRO, and TPHd are presented on Figure 4. Quarter 2, 2015 laboratory analytical results and historical laboratory analytical results are summarized in Tables 2 and 3, respectively. The laboratory analytical report is presented in Appendix C and results summarized below:

- TPH-GRO concentrations were detected in five wells: MW-6, E-3, E-6, E-7, and E-9. Concentrations in these wells were generally within historic ranges with concentrations ranging from an estimated 48.6 micrograms per liter ($\mu\text{g/L}$) in E-3 to 25,700 $\mu\text{g/L}$ in E-9. TPH-GRO concentration trends have been stable in all wells, with the highest concentrations in wells downgradient of the former UST adjacent to Building 3. TPH-GRO was not detected in boundary wells MW-9, MW-10, MW-11, MW-12, interior well E-5, and upgradient well MW-4. These results indicate that groundwater containing TPH-GRO is delineated within the Site.
- TPHd concentrations were detected in 12 wells sampled. Concentrations were generally within historic ranges with concentrations ranging from an estimated 59.9 $\mu\text{g/L}$ in MW-12 to 250,000 $\mu\text{g/L}$ in E-9. TPHd concentration trends have been stable or decreasing. The highest concentrations were detected in wells E-9 and MW-6, downgradient of the former UST adjacent to Building 3. TPHd was detected at low concentrations in boundary wells MW-1, MW-5, MW-9, MW-10, MW-11, and MW-12. The low concentrations of TPHd in

boundary wells indicate that TPHd-containing groundwater is generally delineated within the Site.

- TPHmo concentrations were detected in 13 wells sampled. TPHmo concentrations ranged from an estimated 99.3 µg/L in MW-4 to 416,000 µg/L in E-3. Concentration trends are generally stable. The highest concentrations were detected in wells E-3, E-5, and E-7, downgradient of the former UST adjacent to Building 3. TPHmo was detected at low concentrations in boundary wells MW-1, MW-5, MW-9, and MW-11. TPHmo was not detected in two boundary wells, MW-10 and MW-12. The low concentrations of TPHmo in boundary wells indicate that TPHmo-containing groundwater is generally delineated within the Site.
- Benzene concentrations were detected in only four wells: MW-4, MW-6, E-7, and E-9. Concentrations were generally consistent with historic data, with concentrations ranging from 5.7 µg/L in MW-4 to 2,150 µg/L in E-9. Benzene concentration trends are generally stable or decreasing. Elevated benzene concentrations are co-located with elevated TPH-GRO concentrations. Benzene was not detected in boundary wells MW-9, MW-10, MW-11, and MW-12, indicating that benzene-containing groundwater is delineated within the Site.
- MTBE concentrations were detected in only six wells: MW-9, MW-12, E-3, E-5, E-6, and E-7. Concentrations were generally within historic ranges with concentrations ranging from 0.20 µg/L in MW-12 to 1.1 µg/L in MW-9. Where detected, MTBE concentration trends have been stable or decreasing.
- Fuel constituents/additives toluene, ethylbenzene, xylenes, 1,2-dichloroethane (1,2-DCA), and tert-butyl alcohol (TBA) were also detected in groundwater samples. Concentration trends of these constituents appear to be stable or decreasing in all wells.
- Laboratory analytical results from the sample collected from the deep monitoring well in the former UST area (AS1D) indicated that low concentrations of TPHd and TPHmo were detected in the sample.

Results of the Quarter 2, 2015 semi-annual groundwater sampling indicate the downgradient boundary wells (MW-1, MW-5, MW-9, MW-10, MW-11, and MW-12) contain low and decreasing concentrations of TPHd and TPHmo. The absence TPH-GRO and BTEX, and the very low concentrations of MTBE (MW-9 and MW-12) in groundwater samples collected from the downgradient boundary wells indicates the volatile organic plume is stable and contained on Site.

4.0 DATA EVALUATION AND RECOMMENDATIONS

A discussion of SGI's conclusions and recommendations based on the groundwater monitoring results, are presented below.

4.1 Data Evaluation

The following sections discuss the results of the soil and groundwater investigations at the Site. A discussion of how the results compare with the appropriate screening criteria is included.

The Quarter 2, 2015 semi-annual groundwater monitoring and sampling event was conducted on April 24 and May 1, 2015. Groundwater elevation data indicates shallow zone groundwater flows in a west-southwesterly direction at a gradient of approximately 0.0049 feet/foot, which is consistent with historical groundwater flow patterns.

TPH-GRO concentration trends are stable in all wells, with the highest concentrations in wells downgradient of the former gasoline UST adjacent to Building 3. TPH-GRO was not detected in boundary wells MW-9, MW-10, MW-11, and MW-12, indicating that groundwater containing TPH-GRO is delineated within the Site and the TPH-GRO plume is stable.

TPHd concentration trends are stable or decreasing. The highest concentrations were detected in wells E-9 and MW-6, downgradient of the former gasoline UST adjacent to Building 3. TPHd was detected at low concentrations in boundary wells MW-1, MW-5, MW-9, MW-10, MW-11, and MW-12. TPHd concentrations in the boundary wells were consistent with historical concentrations, indicating a stable TPHd plume.

TPHmo concentration trends are generally stable or decreasing, and within historic ranges. The highest concentrations were detected in wells E-3, E-5, and E-7, downgradient of the former UST adjacent to Building 3. TPHmo was detected at low concentrations in boundary wells MW-1, MW-5, MW-9, MW-10, MW-11, and MW-12. TPHmo concentrations in the boundary wells were consistent with historical concentrations, indicating a stable TPHmo plume.

Benzene concentration trends are generally stable or decreasing. Benzene was not detected in boundary wells MW-9, MW-10, MW-11, and MW-12, indicating that benzene-containing groundwater has been delineated and is stable, and is not migrating from the Site.

MTBE concentrations were detected in only six wells and generally are within historic ranges. Where detected, MTBE concentration trends have been stable or decreasing.

4.2 Recommendations

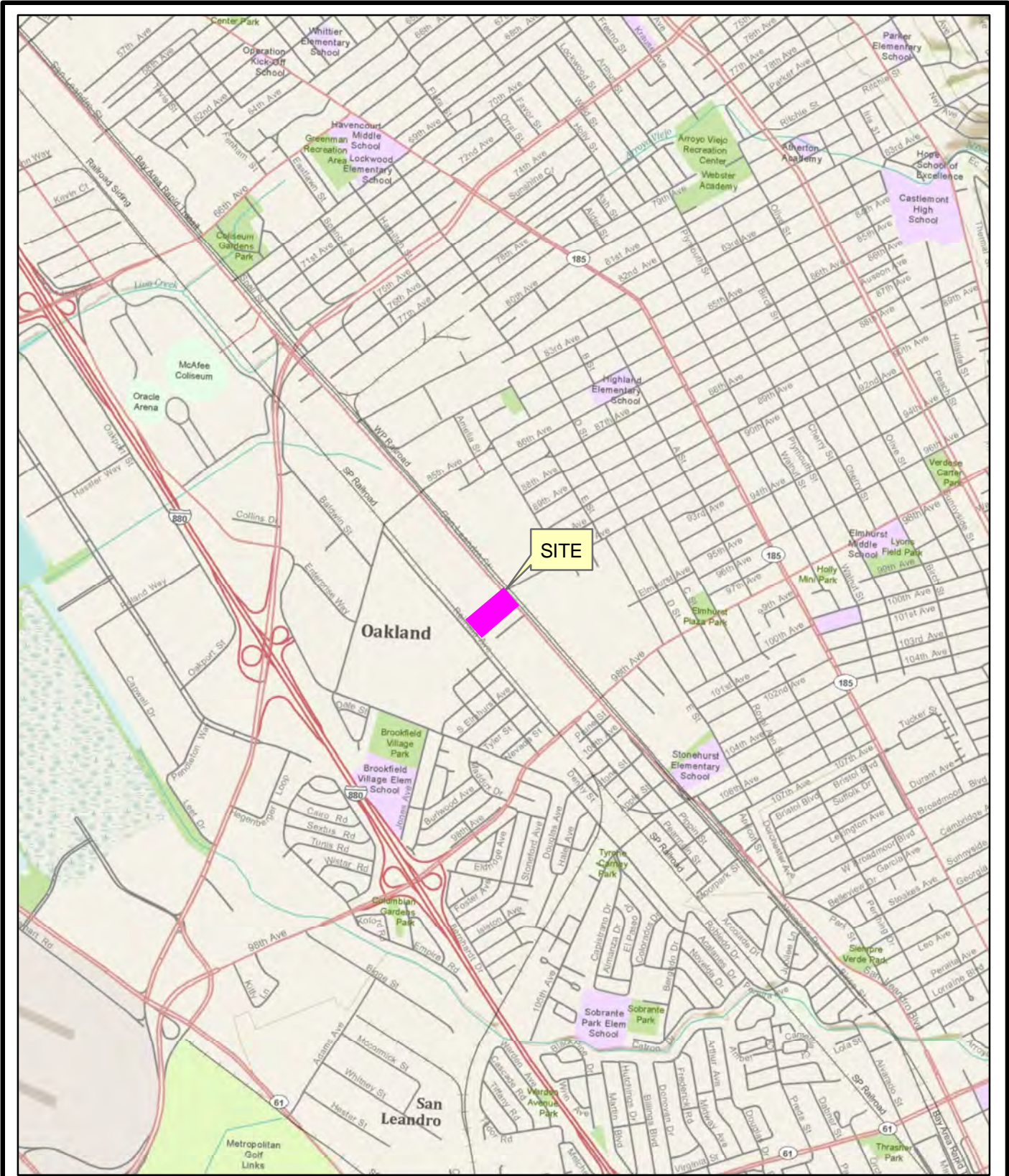
Based on recent and historical findings, SGI will request Site closure under the State Water Resource Control Board's Low-Threat Underground Storage Tank Case Closure Policy (CRWQCB, 2012). A request for closure and a detailed evaluation of Site conditions as compared to the LTCP criteria will be provided under separate cover.

A Deed Restriction will be prepared by PCC and the current property owner that will address ACEH's concerns raised in its March 7, 2014 comment letter. The Deed Restriction will be completed with ACEH's oversight and is expected to include limitations on building and site usage and will contain specific soil management requirements.


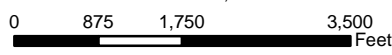

5.0 REFERENCES

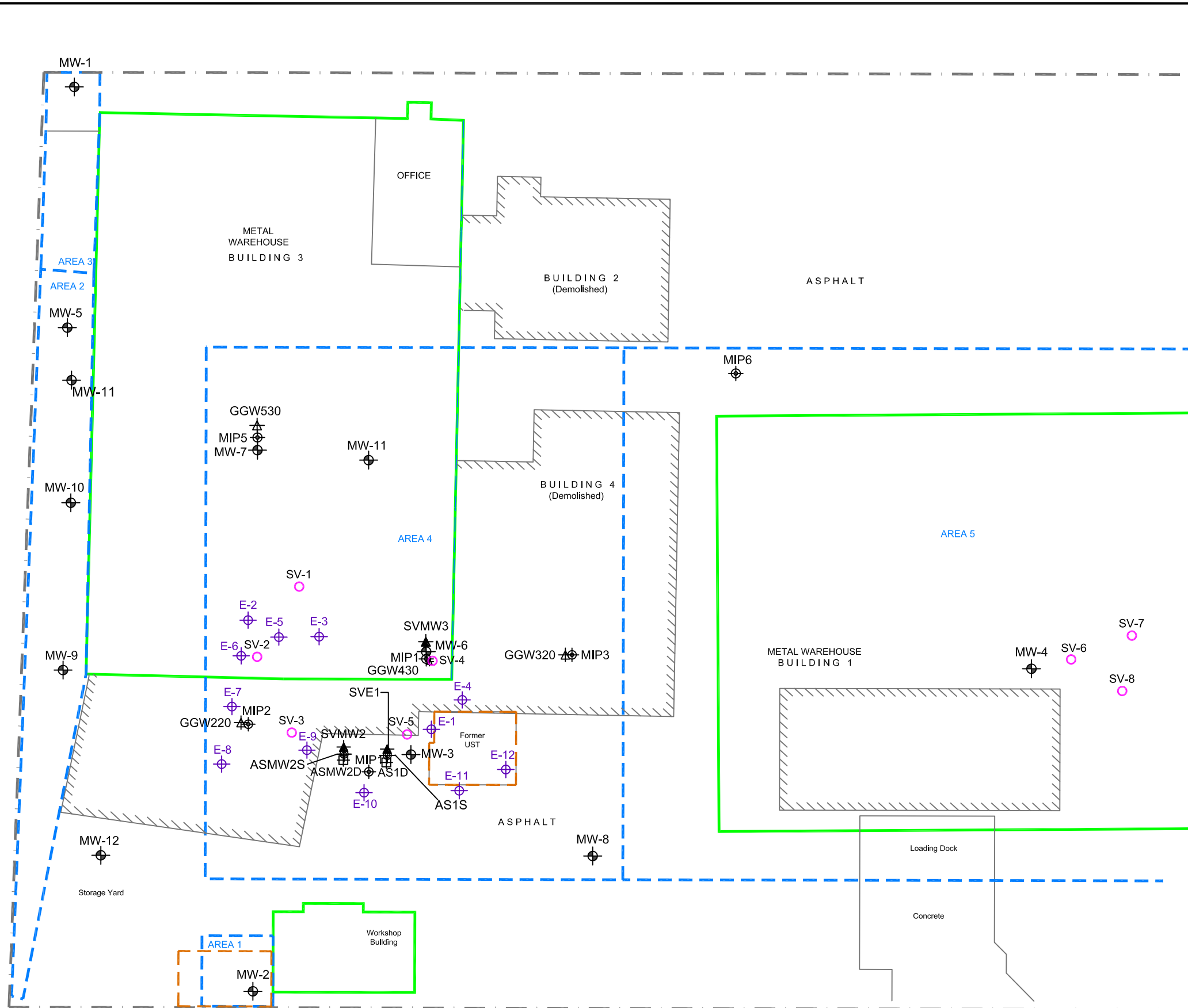
- Alameda County Environmental Health (ACEH). 2014a. Request for a Focused SCM and Data Gap Investigation Work Plan. 9201 San Leandro Street, Oakland, California. March 7.
- ACEH. 2014b. Conditional Work Plan Approval. 9201 San Leandro Street, Oakland, California. August 26.
- CRWQCB. 2012. Low-Threat Underground Storage Tank Case Closure Policy. May 1.
- ERAS Environmental Inc. (ERAS). 2008. Subsurface Investigation and Groundwater Monitoring Report, Quarter 2, 2008, Former PACO Pumps Facility, 9201 San Leandro Street, Oakland, California. July 31.
- Jonas and Associates Inc. (Jonas). 1991. Soil Characterization Report, Soil Excavation Area. October 30.
- Jonas. 1992. Site Characterization Report, PACO Pumps Facility, 9201 San Leandro Street in Oakland, California. October 16.
- Levine Fricke Recon Inc. (LFR). 2009. Investigation and Remediation Activities Report. May 15.
- The Source Group, Inc. (SGI). 2009. Remediation Work Plan - Area 4, Former PACO Pumps Site, 9201 San Leandro Street, Oakland, California. October 30.
- SGI. 2012a. Sub-Slab Vapor Survey and Remedial Investigation Work Plan. Former PACO Pumps Site, 9201 San Leandro Street, Oakland, California. January 5.
- SGI. 2012b. Revisions to Sub-Slab Vapor Survey and Remedial Investigation Work Plan. Former PACO Pumps Site, 9201 San Leandro Street, Oakland, California. June 20.
- SGI. 2013. Remedial Investigation Activities and Groundwater Monitoring Report. Former PACO Pumps Site, 9201 San Leandro Street, Oakland, California. July 25.
- SGI. 2014. Data Gaps Work Plan. Former PACO Pumps Site, 9201 San Leandro Street, Oakland, California. June 18.
- SGI. 2015. Data Gaps Investigation and Groundwater Monitoring Report. Former PACO Pumps Site, 9201 San Leandro Street, Oakland, California. January 6.
- USEPA. 2002. Supplemental Guidance for Developing Soil Screening Levels for Superfund Sites. Solid Waste and Emergency Response. December.
- USEPA. 2004. User's Guide for Evaluating Subsurface Vapor Intrusion into Buildings. February 22.

FIGURES



SOURCE: 7.5 MINUTE USGS TOPOGRAPHIC MAP FROM ARCGIS MAP SERVICE

 THE SOURCE GROUP, INC. 1962 FREEMAN AVE. SIGNAL HILL, CA 90755	PROJECT NO.: 04-PFT-001	DATE: 10/14/2009	DR.BY: AC	APP.BY: SS	SCALE 1:24,000 	 N FIGURE 1
	FORMER PACO PUMPS FACILITY 9201 SAN LEANDRO STREET OAKLAND, CALIFORNIA				SITE LOCATION MAP	



LEGEND

- Site Boundary
- Project Areas of Concern
- Area of Excavation
- Building Outline
- Former Buildings
- Railroad Tracks
- AS1D Deep Groundwater Air Injection or Air Injection Monitoring Well by LFR January 2009
- AS1S Shallow Groundwater Air Injection or Air Injection Monitoring Well LFR January 2009
- MW-1 Groundwater Monitoring Well
- SV-6 Soil Vapor Probe by SGI 2013
- E-1 Groundwater Monitoring Well by SGI 2010
- SVMW3 Vadose Well by LFR January 2009
- MIP1 Membrane Interface Probe by LFR January 2009
- GGW220 Grab Groundwater Sample Location by LFR January 2009

SITE PLAN

FORMER PACO PUMPS SITE
9201 SAN LEANDRO STREET
OAKLAND, CALIFORNIA

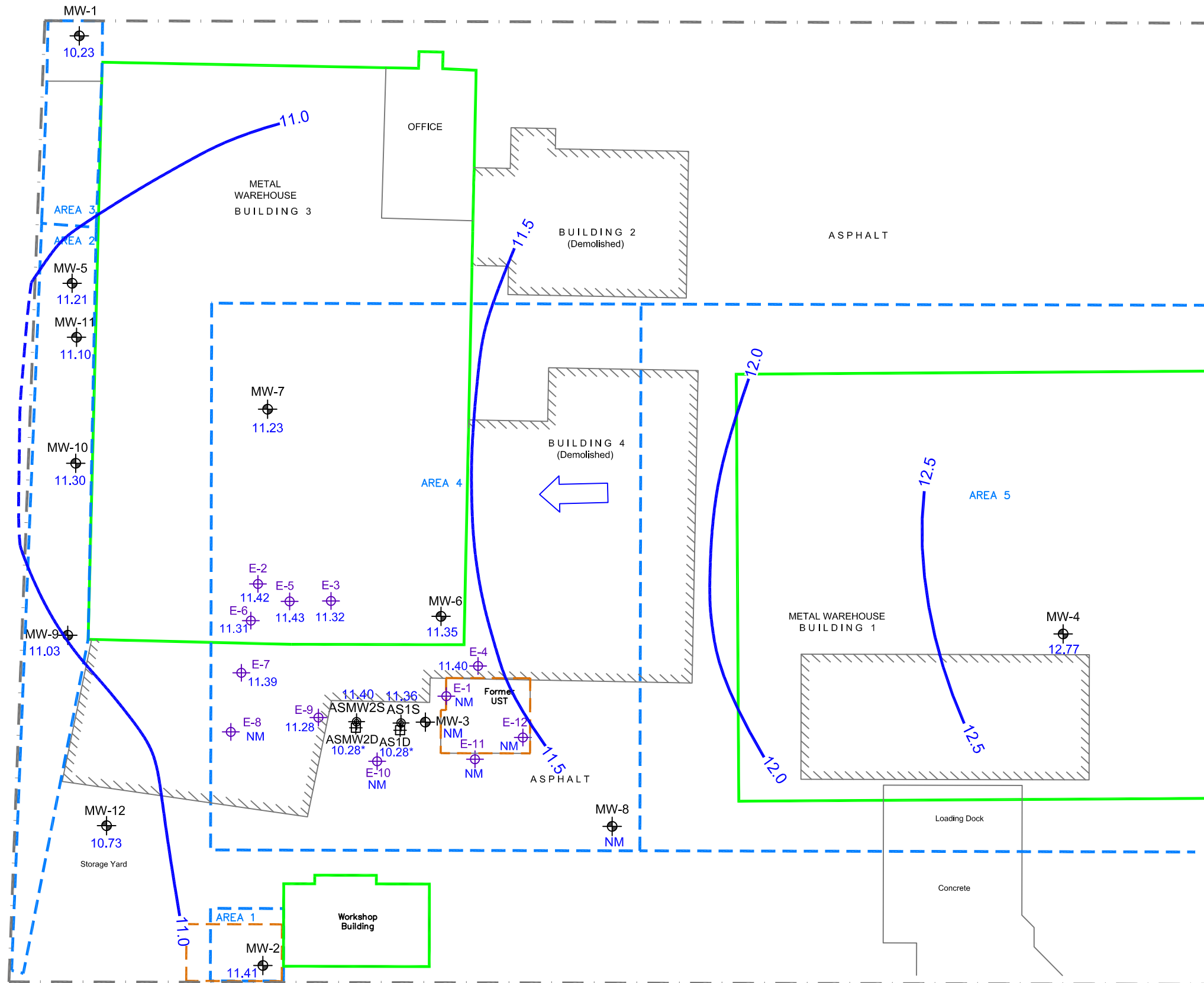
PROJECT NO.	DATE	DRAWN BY:	APP. BY:
04-PFT-005	11/03/2014	SGI/AC	PP

0 40 80
APPROXIMATE HORIZONTAL SCALE IN FEET

SGI environmental
THE SOURCE GROUP, INC.
3478 BUSKIRK AVENUE, SUITE 100
PLEASANT HILL, CA 94523



FIGURE
2



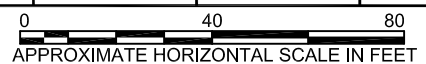
LEGEND

- Site Boundary
- Project Areas of Concern
- Area of Excavation
- Building Outline
- Former Buildings
- Railroad Tracks
- AS1D Deep Groundwater Air Injection or Air Injection Monitoring Well by LFR January 2009
- AS1S Shallow Groundwater Air Injection or Air Injection Monitoring Well LFR January 2009
- MW-1 Groundwater Monitoring Well
- E-1 Groundwater Monitoring Well by SGI 2010
- 10.90 Groundwater Elevation (Feet Above Mean Sea Level)
- * Data Not Used For Contouring
- NM Not Measured
- ← Groundwater Flow Direction
- Groundwater Contour (Dashed where Inferred) (Feet Above Mean See Level)

GROUNDWATER ELEVATION AND POTENTIOMETRIC SURFACE MAP- APRIL 2015

FORMER PACO PUMPS SITE
9201 SAN LEANDRO STREET
OAKLAND, CALIFORNIA

PROJECT NO.	DATE	DRAWN BY:	APP. BY:
04-PFT-005	06/29/2015	ZA	PJ

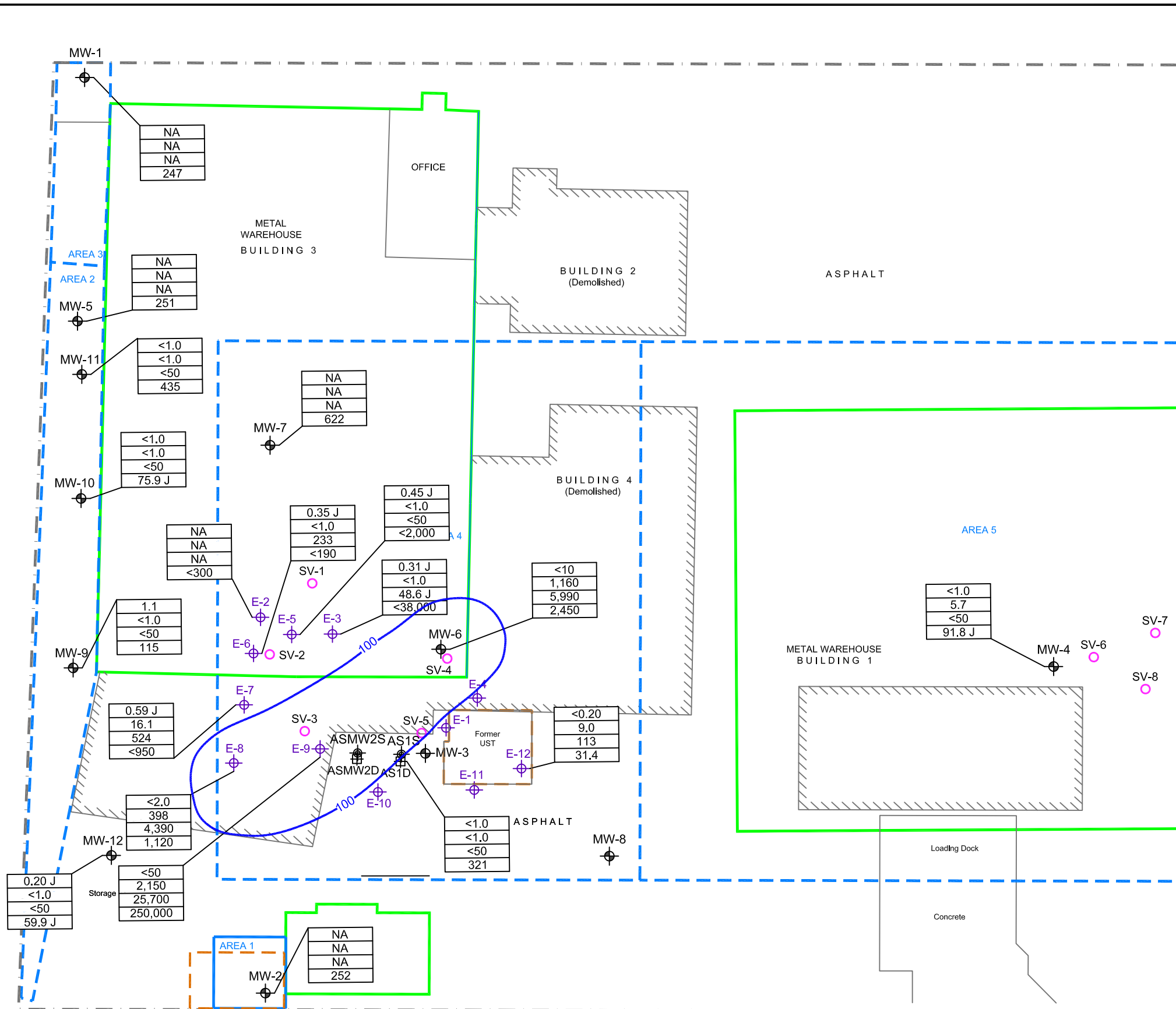


SGI environmental **THE SOURCE GROUP, INC.**
3478 BUSKIRK AVENUE, SUITE 100
PLEASANT HILL, CA 94523



FIGURE 3

S:\Clients N - QIPaco Pumps\Reports\Q2-15 monitoring report\Figures\Fig.4-TPHs and Benzene in GW.dwg



LEGEND

- Site Boundary
- Project Areas of Concern
- Area of Excavation
- Building Outline
- Former Buildings
- Railroad Tracks
- AS1D Deep Groundwater Air Injection or Air Injection Monitoring Well by LFR January 2009
- AS1S Shallow Groundwater Air Injection or Air Injection Monitoring Well LFR January 2009
- MW-1 Groundwater Monitoring Well
- E-1 Groundwater Monitoring Well by SGI 2010
- SV-6 Soil Vapor Probe by SGI 2013

MW-4	<0.46	Methyl Tert-Butyl Ether (MTBE)
	6.3	Benzene
	66.2	TPH-GRO
	28.6	TPHd

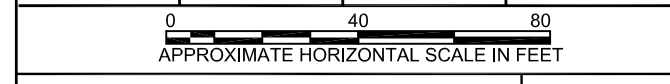
- <0.20 Not Detected At A Concentration Grater Than The Reporting Limit
- TPH-GRO Total Petroleum Hydrocarbons - Gasoline Range Organics
- TPHd Total Petroleum Hydrocarbons As Diesel
- J Estimated Value Above Method Detection Limit but Below Laboratory Reporting Limit
- NA Parameter Not Analyzed
- Benzene Isoconcentration Contour

All concentrations in micrograms per liter (µg/L)

MTBE, BENZENE, TPH-GRO, AND TPH-DRO CONCENTRATIONS IN GROUNDWATER - QUARTER 2, 2015

FORMER PACO PUMPS SITE
9201 SAN LEANDRO STREET
OAKLAND, CALIFORNIA

PROJECT NO.	DATE	DRAWN BY:	APP. BY:
04-PFT-004	07/20/2015	ZA	PJ



SGI THE SOURCE GROUP, INC.
environmental
3478 BUSKIRK AVENUE, SUITE 100
PLEASANT HILL, CA 94523

FIGURE 4

TABLES

Table 1
Current and Historical Groundwater Elevations
Former Paco Pumps Site
9201 San Leandro Street
Oakland, California

Well Identification	Date Measured	Top-of-Casing Elevation ⁽¹⁾	Depth to Groundwater ⁽²⁾	Groundwater Elevation ⁽¹⁾	
MW-1	15-Nov-92	18.05	9.34	8.71	
	9-Mar-93		8.50	9.55	
	21-Jul-93		9.00	9.05	
	26-May-94		9.06	8.99	
	24-Aug-94		8.40	9.65	
	22-Nov-94		8.20	9.85	
	8-Feb-95		8.30	9.75	
	31-May-95		9.35	8.70	
	8-Aug-95		9.16	8.89	
	29-Nov-95		9.28	8.77	
	29-Feb-96		7.62	10.43	
	23-May-96		8.28	9.77	
	4-Nov-96		9.20	8.85	
	13-May-97		9.04	9.01	
	14-Nov-07			8.50	9.55
	17-Jun-08			9.04	9.01
	13-Jan-09	17.76	8.65	9.11	
	28-Apr-09		8.67	9.09	
	6-Nov-09		8.79	8.97	
	28-Jun-10		8.77	8.99	
	30-Dec-10		7.20	10.56	
	8-Jun-11		8.12	9.64	
	15-Dec-11		8.76	9.00	
	28-Mar-12		6.90	10.86	
13-Sep-12		8.92	8.84		
5-Apr-13		7.73	10.03		
1-Oct-13		8.68	9.08		
16-Oct-14		7.53	10.23		
24-Apr-15		7.20	10.56		
MW-2	15-Nov-92	19.40	10.05	9.35	
	9-Mar-93		9.21	10.19	
	21-Jul-93		9.72	9.68	
	26-May-94		9.58	9.82	
	24-Aug-94		9.98	9.42	
	22-Nov-94		8.70	10.70	
	8-Feb-95		8.68	10.72	
	31-May-95		9.48	9.92	
	8-Aug-95		9.64	9.76	
	29-Nov-95		9.86	9.54	
	29-Feb-96		8.12	11.28	
	23-May-96		8.70	10.70	
	4-Nov-96		9.50	9.90	
	13-May-97		9.44	9.96	
	14-Nov-07		8.94	10.46	
	17-Jun-08		9.57	9.83	
	13-Jan-09	19.12	9.21	9.91	
	28-Apr-09		9.30	9.82	
	6-Nov-09		8.91	10.21	
	28-Jun-10		9.33	9.79	
30-Dec-10		7.52	11.60		
8-Jun-11		8.52	10.60		

Table 1
Current and Historical Groundwater Elevations
Former Paco Pumps Site
9201 San Leandro Street
Oakland, California

Well Identification	Date Measured	Top-of-Casing Elevation ⁽¹⁾	Depth to Groundwater ⁽²⁾	Groundwater Elevation ⁽¹⁾
MW-2 (cont.)	15-Dec-11		9.25	9.87
	28-Mar-12		7.45	11.67
	13-Sep-12		9.50	9.62
	5-Apr-13		8.19	10.93
	1-Oct-13		9.06	10.06
	16-Oct-14		8.05	11.07
	24-Apr-15		7.71	11.41
MW-3	15-Nov-92	19.70	10.35	9.35
	9-Mar-93		9.19	10.51
	21-Jul-93		11.07	8.63
	26-May-94		10.04	9.66
	24-Aug-94		11.08	8.62
	22-Nov-94		8.92	10.78
	8-Feb-95		8.90	10.80
	31-May-95		10.16	9.54
	8-Aug-95		9.92	9.78
	29-Nov-95		10.7	9.00
	29-Feb-96		8.52	11.18
	23-May-96		8.15	11.55
	4-Nov-96		7.21	12.49
	13-May-97		9.82	9.88
	14-Nov-07		9.21	10.49
	17-Jun-08		9.81	9.89
	13-Jan-09	19.42	9.58	9.84
	28-Apr-09		9.59	9.83
	6-Nov-09		9.52	9.90
	28-Jun-10		9.60	9.82
	30-Dec-10		7.74	11.68
	8-Jun-11		8.80	10.62
	15-Dec-11		9.54	9.88
	28-Mar-12		7.74	11.68
	13-Sep-12		9.69	9.73
	5-Apr-13		8.65	10.77
	1-Oct-13		9.39	10.03
16-Oct-14		NA	--	
24-Apr-15		NA	--	
MW-4	15-Nov-92	19.65	8.87	10.78
	9-Mar-93		7.96	11.69
	21-Jul-93		8.06	11.59
	26-May-94		8.57	11.08
	24-Aug-94		8.75	10.90
	22-Nov-94		7.41	12.24
	8-Feb-95		7.20	12.45
	31-May-95		8.32	11.33
	8-Aug-95		8.66	10.99
	29-Nov-95		8.93	10.72
	29-Feb-96		6.54	13.11
	23-May-96		7.24	12.41
	4-Nov-96		8.58	11.07
	13-May-97		8.42	11.23
	14-Nov-07		7.61	12.04

Table 1
Current and Historical Groundwater Elevations
Former Paco Pumps Site
9201 San Leandro Street
Oakland, California

Well Identification	Date Measured	Top-of-Casing Elevation ⁽¹⁾	Depth to Groundwater ⁽²⁾	Groundwater Elevation ⁽¹⁾
MW-4 (cont.)	17-Jun-08		8.31	11.34
	13-Jan-09	19.37	NM	NM
	28-Apr-09		NM	NM
	6-Nov-09		8.00	11.37
	28-Jun-10		8.05	11.32
	30-Dec-10		5.70	13.67
	8-Jun-11		6.88	12.49
	15-Dec-11		8.88	10.49
	28-Mar-12		5.77	13.60
	13-Sep-12		8.29	11.08
	5-Apr-13		6.96	12.41
	1-Oct-13		8.04	11.33
	16-Oct-14		7.59	11.78
	24-Apr-15		6.60	12.77
	MW-5	24-Aug-94	18.49	8.22
22-Nov-94			7.90	10.59
8-Feb-95			7.92	10.57
31-May-95			8.74	9.75
8-Aug-95			8.93	9.56
29-Nov-95			9.11	9.38
29-Feb-96			7.36	11.13
23-May-96			7.92	10.57
4-Nov-96			8.78	9.71
13-May-97			8.82	9.67
14-Nov-07			8.16	10.33
17-Jun-08			8.75	9.74
13-Jan-09		18.21	8.46	9.75
28-Apr-09			8.50	9.71
6-Nov-09			9.93	8.28
28-Jun-10			8.42	9.79
30-Dec-10			6.68	11.53
8-Jun-11			7.64	10.57
15-Dec-11			8.45	9.76
28-Mar-12			6.77	11.44
13-Sep-12		8.63	9.58	
5-Apr-13		7.45	10.76	
1-Oct-13		8.33	9.88	
16-Oct-14		7.30	10.91	
24-Apr-15		7.00	11.21	
MW-6	13-Jan-09	19.46	9.59	9.87
	28-Apr-09		9.65	9.81
	6-Nov-09		9.60	9.86
	28-Jun-10		9.54	9.92
	30-Dec-10		7.80	11.66
	8-Jun-11		8.74	10.72
	15-Dec-11		9.64	9.82
	28-Mar-12		7.77	11.69
	13-Sep-12		9.82	9.64
	5-Apr-13		8.69	10.77

Table 1
Current and Historical Groundwater Elevations
Former Paco Pumps Site
9201 San Leandro Street
Oakland, California

Well Identification	Date Measured	Top-of-Casing Elevation ⁽¹⁾	Depth to Groundwater ⁽²⁾	Groundwater Elevation ⁽¹⁾
MW-6 (cont.)	1-Oct-13		9.45	10.01
	16-Oct-14		6.95	12.51
	24-Apr-15		8.11	11.35
MW-7	13-Jan-09	19.44	9.66	9.78
	28-Apr-09		9.67	9.77
	6-Nov-09		9.64	9.80
	28-Jun-10		NM	NM
	30-Dec-10		7.89	11.55
	8-Jun-11		8.79	10.65
	15-Dec-11		9.64	9.80
	28-Mar-12		7.81	11.63
	13-Sep-12		9.80	9.64
	5-Apr-13		8.70	10.74
	1-Oct-13		9.50	9.94
	16-Oct-14		8.70	10.74
	24-Apr-15		8.21	11.23
MW-8	28-Jun-10	18.27	8.07	10.20
	30-Dec-10		5.92	12.35
	8-Jun-11		7.30	10.97
	15-Dec-11		7.86	10.41
	28-Mar-12		6.09	12.18
	13-Sep-12		8.10	10.17
	5-Apr-13		NA	--
	1-Oct-13		NA	--
	16-Oct-14		NA	--
	24-Apr-15		NA	--
MW-9	5-Apr-13	18.53	8.20	10.33
	1-Oct-13		8.69	9.84
	16-Oct-14		7.89	10.64
	24-Apr-15		7.50	11.03
MW-10	5-Apr-13	18.12	7.34	10.78
	1-Oct-13		8.21	9.91
	16-Oct-14		7.00	11.12
	24-Apr-15		6.82	11.30
MW-11	5-Apr-13	18.32	7.53	10.79
	1-Oct-13		8.42	9.90
	16-Oct-14		7.33	10.99
	24-Apr-15		7.22	11.10
MW-12	16-Oct-14	19.41	8.50	10.91
	24-Apr-15		8.68	10.73
AS-1S	13-Jan-09	19.38	9.45	9.93
	28-Apr-09		9.67	9.71
	6-Nov-09		9.63	9.75
	28-Jun-10		9.90	9.48
	30-Dec-10		7.65	11.73
	8-Jun-11		8.65	10.73
	15-Dec-11		9.01	10.37
	28-Mar-12		7.68	11.70
	13-Sep-12		8.89	10.49
	5-Apr-13		8.50	10.88

Table 1
Current and Historical Groundwater Elevations
Former Paco Pumps Site
9201 San Leandro Street
Oakland, California

Well Identification	Date Measured	Top-of-Casing Elevation ⁽¹⁾	Depth to Groundwater ⁽²⁾	Groundwater Elevation ⁽¹⁾
	1-Oct-13		9.51	9.87
AS-1S	16-Oct-14		8.35	11.03
(cont.)	24-Apr-15		8.02	11.36
ASMW2S	13-Jan-09	19.38	9.51	9.87
	28-Apr-09		9.55	9.83
	6-Nov-09		9.53	9.85
	28-Jun-10		10.30	9.08
	30-Dec-10		7.73	11.65
	8-Jun-11		8.70	10.68
	15-Dec-11		9.51	9.87
	28-Mar-12		7.67	11.71
	5-Apr-13		8.47	10.91
	1-Oct-13		9.35	10.03
	16-Oct-14		8.60	10.78
	24-Apr-15		7.98	11.40
AS-1D	13-Jan-09	19.31	9.42	9.89
	28-Apr-09		9.48	9.83
	6-Nov-09		9.50	9.81
	28-Jun-10		9.90	9.41
	30-Dec-10		7.65	11.66
	8-Jun-11		8.60	10.71
	15-Dec-11		9.47	9.84
	28-Mar-12		7.66	11.65
	13-Sep-12		9.65	9.66
	5-Apr-13		8.40	10.91
	1-Oct-13		9.30	10.01
	16-Oct-14		8.37	10.94
	24-Apr-15		8.03	11.28
ASMW-2D	13-Jan-09	19.52	9.65	9.87
	28-Apr-09		9.69	9.83
	6-Nov-09		9.70	9.82
	28-Jun-10		9.70	9.82
	30-Dec-10		7.88	11.64
	8-Jun-11		8.85	10.67
	15-Dec-11		9.65	9.87
	28-Mar-12		7.86	11.66
	5-Apr-13		8.66	10.86
	1-Oct-13		9.50	10.02
	16-Oct-14		8.53	10.99
	24-Apr-15		9.24	10.28
E-1	15-Dec-11	19.35	9.43	9.92
	28-Mar-12		6.82	12.53
	13-Sep-12		9.57	9.78
	5-Apr-13		8.52	10.83
	1-Oct-13		9.25	10.10
	16-Oct-14		8.40	10.95
	24-Apr-15		NA	--

Table 1
Current and Historical Groundwater Elevations
Former Paco Pumps Site
9201 San Leandro Street
Oakland, California

Well Identification	Date Measured	Top-of-Casing Elevation ⁽¹⁾	Depth to Groundwater ⁽²⁾	Groundwater Elevation ⁽¹⁾
E-2	30-Dec-10	19.56	7.95	11.61
	8-Jun-11		8.91	10.65
	15-Dec-11		9.70	9.86
	28-Mar-12		7.93	11.63
	30-Jun-10			19.56
	13-Sep-12		9.90	9.66
	5-Apr-13		8.81	10.75
	1-Oct-13		9.58	9.98
	14-Oct-14		8.59	10.97
	24-Apr-15		8.14	11.42
E-3	15-Dec-11	19.52	9.72	9.80
	28-Mar-12		7.84	11.68
	13-Sep-12		10.10	9.42
	5-Apr-13		8.67	10.85
	1-Oct-13		9.53	9.99
	16-Oct-14		9.80	9.72
	24-Apr-15		8.20	11.32
E-4	15-Dec-11	19.52	9.60	9.92
	28-Mar-12		7.80	11.72
	13-Sep-12		9.71	9.81
	5-Apr-13		8.78	10.74
	1-Oct-13		9.50	10.02
	16-Oct-14		8.29	11.23
	24-Apr-15		8.12	11.40
E-5	15-Dec-11	19.53	9.69	9.84
	28-Mar-12		7.89	11.64
	13-Sep-12		9.90	9.63
	5-Apr-13		8.61	10.92
	1-Oct-13		9.53	10.00
	16-Oct-14		8.53	11.00
	24-Apr-15		8.10	11.43
E-6	15-Dec-11	19.46	9.61	9.85
	28-Mar-12		7.81	11.65
	13-Sep-12		9.20	10.26
	5-Apr-13		9.00	10.46
	1-Oct-13		9.48	9.98
	16-Oct-14		8.47	10.99
	24-Apr-15		8.15	11.31
E-7	30-Dec-10	19.59	7.95	11.64
	8-Jun-11		8.89	10.70
	15-Dec-11		9.72	9.87
	28-Mar-12		7.94	11.65
	13-Sep-12		10.00	9.59
	5-Apr-13		8.75	10.84
	1-Oct-13		9.63	9.96
	16-Oct-14		8.58	11.01
	24-Apr-15		8.20	11.39

Table 1
Current and Historical Groundwater Elevations
Former Paco Pumps Site
9201 San Leandro Street
Oakland, California

Well Identification	Date Measured	Top-of-Casing Elevation ⁽¹⁾	Depth to Groundwater ⁽²⁾	Groundwater Elevation ⁽¹⁾
E-8	30-Dec-10	19.59	7.96	11.63
	8-Jun-11		8.88	10.71
	15-Dec-11		9.73	9.86
	28-Mar-12		7.93	11.66
	13-Sep-12		9.90	9.69
	5-Apr-13		8.70	10.89
	1-Oct-13		9.60	9.99
	16-Oct-14		8.60	10.99
	24-Apr-15		NA	--
E-9	15-Dec-11	19.49	9.63	9.86
	28-Mar-12		7.84	11.65
	13-Sep-12		10.07	9.42
	5-Apr-13		9.20	10.29
	1-Oct-13		9.55	9.94
	16-Oct-14		8.57	10.92
	24-Apr-15		8.21	11.28
E-10	15-Dec-11	19.3	9.44	9.86
	28-Mar-12		7.64	11.66
	13-Sep-12		N/A	--
	5-Apr-13		N/A	--
	1-Oct-13		N/A	--
	16-Oct-14		N/A	--
	24-Apr-15		N/A	--
E-11	15-Dec-11	19.19	9.28	9.91
	28-Mar-12		7.45	11.74
	13-Sep-12		10.05	9.14
	5-Apr-13		8.29	10.90
	1-Oct-13		N/A	--
	16-Oct-14		N/A	--
	24-Apr-15		N/A	--
E-12	15-Dec-11	18.89	8.89	10.00
	28-Mar-12		7.05	11.84
	13-Sep-12		9.08	9.81
	5-Apr-13		8.02	10.87
	1-Oct-13		8.80	10.09
	16-Oct-14		7.82	11.07
	24-Apr-15		N/A	--

Notes:

⁽¹⁾ Top-of-casing and groundwater elevation in North America Vertical Datum 1988; wells re-surveyed by Tronoff Associates Land Surveying on February 2, 2009.

⁽²⁾ Depth to water measured in feet below top of casing.

N/A = Not Available.

-- = not measured.

Table 2
Summary of Analytical Results for Groundwater
Former Paco Pump Site
9201 San Leandro Street
Oakland, California

Sample Location	Date Collected	Depth (feet bgs)	TPHd	TPHmo	TPHg	Benzene	Toluene	Ethyl-benzene	Total Xylenes	MTBE	Other Fuel Additives
			µg/L	µg/L	µg/L	µg/L	µg/L	µg/L	µg/L	µg/L	µg/L
LFR Area 1 - Southwestern Corner of the Site, west of the "workshop building"											
MW-2	24-Apr-15	5.25-20.25	252	465	NA	NA	NA	NA	NA	NA	NA
LFR Area 2 - Area South of the Warehouse Storage Area Building Adjacent to the Southern Property Boundary											
MW-1	24-Apr-15	5.25-20.25	247	456	NA	NA	NA	NA	NA	NA	NA
LFR Area 4 - Former UST near Groundwater Monitoring Well MW-3											
MW-5	24-Apr-15	5.25-20.25	251	332	NA	NA	NA	NA	NA	NA	NA
MW-6	24-Apr-15	10-17	2,450	566 J	5,990	1,160	53	64.5	60.3	<10	4.9 J (1,2-DCA) 39.5 J (TBA)
MW-7	24-Apr-15	20-28	622	795	NA	NA	NA	NA	NA	NA	NA
MW-9	24-Apr-15	12-17	115	126 J	<50	<1.0	<1.0	<1.0	<2.0	1.1	0.71 J (1,2-DCA)
MW-10	24-Apr-15	10-20	75.9 J	<200	<50	<1.0	<1.0	<1.0	<2.0	<1.0	ND
MW-11	24-Apr-15	10-20	435	323	<50	<1.0	<1.0	<1.0	<2.0	<1.0	ND
MW-12	24-Apr-15	10-20	59.9 J	<190	<50	<1.0	<1.0	<1.0	<2.0	0.20 J	0.27 J (1,2-DCA)
AS-1D	24-Apr-15	31-34	321	1,420	<50	<1.0	<1.0	<1.0	<2.0	<1.0	ND
E2	1-May-15	8-18	<300	2,160	NA	NA	NA	NA	NA	NA	NA
E3	24-Apr-15	8-18	<38,000	416,000	48.6 J	<1.0	<1.0	<1.0	<2.0	0.31 J	0.36 J (1,2-DCA)
E5	24-Apr-15	8-18	<2,000	26,300	<50	<1.0	<1.0	<1.0	<2.0	0.45 J	ND
E6	24-Apr-15	8-18	<190	2,390	233	<1.0	<1.0	<1.0	<2.0	0.35 J	ND
E7	24-Apr-15	8-18	<950	11,400	524	16.1	1.4	0.53 J	7.3	0.59 J	1.7 (1,2-DCA), 14 (TBA)
E9	24-Apr-15	8-18	250,000	<58,000	25,700	2,150	626	194	3,670	<50	ND
E9 (D)	24-Apr-15	8-18	123,000	<38,000	25,600	2,070	623	166	3,500	<100	ND
LFR Area 5 - Suspected Former UST near Groundwater Monitoring Well MW-4											
MW-4	1-May-15	5.25-20.25	91.8 J	99.3 J	<50	5.7	0.45 J	1.9	3.1	<1.0	ND
Trip Blank Sample											
TB-01	24-Apr-15	NA	NA	NA	<50	<1.0	<1.0	<1.0	<2.0	<1.0	ND
ESL's Groundwater is current or potential drinking water source			100	100	100	1.0	40	30	20	5.0	0.5 (1,2-DCA), 12 (TBA)

Notes:

bgs = below ground surface

µg/L = micrograms per liter

Bold Font denotes concentration was greater than the ESL.

NA = parameter not analyzed

ND = parameter not present above laboratory reporting limits

(D) = duplicate sample

<6.0 = not detected at or above the laboratory reporting limit.

E = Indicates value exceeds calibration range

J = Estimated value above method detection limit but below laboratory reporting limit.

ESL = San Francisco Bay Regional Water Quality Control Board (RWQCB) Environmental Screening Levels Table F-1a and Table F-1b RWQCB February 2013.

TPHd = total petroleum hydrocarbons as diesel

TPHmo = total petroleum hydrocarbons as motor oil

TPHg = total petroleum hydrocarbons as gasoline

MTBE = methyl tert butyl ether

1,2-DCA = 1,2-dichloroethane

TBA = tertiary butyl alcohol

Table 3
Summary of Historical Analytical Results for Groundwater
Former Paco Pump Site
9201 San Leandro Street
Oakland, California

Sample Location	Date Collected	Depth (feet bgs)	TPHd	TPHmo	TPHg	Benzene	Toluene	Ethyl- benzene	Total Xylenes	MTBE	Other Fuel Additives
			µg/L	µg/L	µg/L	µg/L	µg/L	µg/L	µg/L	µg/L	µg/L
LFR Area 1 - Southwestern Corner of the Site, west of the "workshop building"											
MW-2	16-Nov-92	5.25-20.25	<50	NA	<50	<0.5	<0.5	<0.5	<0.5	NA	NA
MW-2	9-Mar-93	5.25-20.25	430	NA	<50	<0.5	<0.5	<0.5	<0.5	NA	NA
MW-2	21-Jul-93	5.25-20.25	<50	NA	<50	<0.5	<0.5	<0.5	<0.5	NA	NA
MW-2	29-Jan-94	5.25-20.25	<50	NA	<50	<2.0	<2.0	<2.0	<2.0	NA	NA
MW-2	26-May-94	5.25-20.25	<50	NA	<50	2.3	0.8	<0.5	<0.5	NA	NA
MW-2	24-Aug-94	5.25-20.25	<50	NA	<50	3.1	1.4	0.5	0.6	NA	NA
MW-2	22-Nov-94	5.25-20.25	<50	NA	<50	3.4	1.8	<0.5	0.5	NA	NA
MW-2	8-Feb-95	5.25-20.25	<50	NA	<50	4.5	1.3	<0.5	0.5	NA	NA
MW-2	31-May-95	5.25-20.25	<50	NA	NA	NA	NA	NA	NA	NA	NA
MW-2	8-Aug-95	5.25-20.25	<50	NA	<50	<0.5	<0.5	<0.5	<0.5	NA	NA
MW-2	29-Nov-95	5.25-20.25	<50	NA	NA	NA	NA	NA	NA	NA	NA
MW-2	29-Feb-96	5.25-20.25	<50	NA	<50	<0.5	<0.5	<0.5	<0.5	NA	NA
MW-2	23-May-96	5.25-20.25	<50	NA	NA	NA	NA	NA	NA	NA	NA
MW-2	4-Nov-96	5.25-20.25	<50	NA	NA	NA	NA	NA	NA	NA	ND
MW-2	13-Nov-03	5.25-20.25	NA	NA	<50	<0.5	<0.5	<0.5	<2.0	NA	ND
MW-2	17-Jun-08	5.25-20.25	NA	NA	<50	<0.5	<0.5	<0.5	<0.5	1.1	ND
MW-2	6-Nov-09	5.25-20.25	360	NA	<50	<0.5	<0.5	<0.5	<1.0	0.63	ND
MW-2	28-Jun-10	5.25-20.25	53.4J	NA	<50	<1.0	<1.0	<1.0	<2.0	<1.0	ND
MW-2	30-Dec-10	5.25-20.25	<280	3,240	29.2 J ^a	<1.0	<1.0	<1.0	<2.0	<1.0	ND
MW-2	8-Jun-11	5.25-20.25	NA	NA	<50	<1.0	<1.0	<1.0	<2.0	<1.0	ND
MW-2	15-Dec-11	5.25-20.25	95/<94*	422/311*	<50	<1.0	<1.0	<1.0	<2.0	<1.0	ND
MW-2	13-Sep-12	5.25-20.25	301	<190	<50	<1.0	<1.0	<1.0	<2.0	0.20	ND
MW-2	5-Apr-13	5.25-20.25	<95	434	42	<1.0	<1.0	<1.0	<2.0	0.35	ND
MW-2	1-Oct-13	5.25-20.25	102	171 J	<50	<1.0	<1.0	<1.0	0.58	<1.0	ND
MW-2	16-Jan-14	5.25-20.25	134	195	NA	NA	NA	NA	NA	NA	NA
MW-2	24-Apr-15	5.25-20.25	252	465	NA	NA	NA	NA	NA	NA	NA
LFR Area 2 - Area South of the Warehouse Storage Area Building Adjacent to the Southern Property Boundary											
MW-1	15-Nov-92	5.25-20.25	<50	NA	NA	NA	NA	NA	NA	NA	NA
MW-1	9-Mar-93	5.25-20.25	140	NA	NA	NA	NA	NA	NA	NA	NA
MW-1	21-Jul-93	5.25-20.25	<50	NA	NA	NA	NA	NA	NA	NA	NA
MW-1	29-Jan-94	5.25-20.25	<50	NA	NA	NA	NA	NA	NA	NA	NA
MW-1	26-May-94	5.25-20.25	NA	NA	<50	<0.5	<0.5	<0.5	<0.5	<0.5	NA
MW-1	24-Aug-94	5.25-20.25	NA	NA	<50	<0.5	<0.5	<0.5	<0.5	<0.5	NA
MW-1	22-Nov-94	5.25-20.25	NA	NA	<50	<0.5	<0.5	<0.5	<0.5	<0.5	NA
MW-1	8-Feb-95	5.25-20.25	NA	NA	<50	<0.5	<0.5	<0.5	<0.5	<0.5	NA
MW-1	31-May-95	5.25-20.25	NA	NA	<50	<0.5	<0.5	<0.5	<0.5	<0.5	NA
MW-1	23-May-96	5.25-20.25	NA	NA	<50	<0.5	<0.5	<0.5	<0.5	<0.5	NA
MW-1	27-Oct-00	5.25-20.25	NA	NA	<50	<0.5	<0.5	<0.5	<0.5	<0.5	NA
MW-1	14-Nov-07	5.25-20.25	NA	NA	<50	<0.5	<0.5	<0.5	<0.5	<2.0	NA
MW-1	17-Jun-08	5.25-20.25	NA	NA	<50	<0.5	<0.5	<0.5	<0.5	0.67	NA
MW-1	6-Nov-09	5.25-20.25	<51	NA	<50	<0.5	<0.5	<0.5	<1.0	<0.5	ND
MW-1	28-Jun-10	5.25-20.25	56.8J	NA	<50	<1.0	<1.0	<1.0	<2.0	<1.0	ND
MW-1	30-Dec-10	5.25-20.25	<94	114 J	<50	<1.0	<1.0	<1.0	<2.0	<1.0	ND
MW-1	16-Dec-11	5.25-20.25	<94*	522*	<50	<1.0	<1.0	<1.0	<2.0	<1.0	ND
MW-1	28-Mar-12	5.25-20.25	<94*	<190*	NA	NA	NA	NA	NA	NA	NA
MW-1	13-Sep-12	5.25-20.25	187	<190	<50	<1.0	<1.0	<1.0	<2.0	<1.0	ND
MW-1	5-Apr-13	5.25-20.25	<97	323	<50	<1.0	<1.0	<1.0	<2.0	<1.0	ND
MW-1	1-Oct-13	5.25-20.25	71.9 J	97.9 J	<50	<1.0	<1.0	<1.0	<2.0	<1.0	ND
MW-1	16-Oct-14	5.25-20.25	71.5	83.2	NA	NA	NA	NA	NA	NA	NA
MW-1	24-Apr-15	5.25-20.25	247	456	NA	NA	NA	NA	NA	NA	NA
LFR Area 4 - Former UST near Groundwater Monitoring Well MW-3											
B-1	3-Feb-97	15-20	NA	NA	31,000	7,100	4,100	520	1,400	NA	NA
B-2	3-Feb-97	15-20	NA	NA	41,000	14,000	2,600	740	1,700	NA	NA
B-3	3-Feb-97	15-20	NA	NA	1,400	310	9.9	27	56	NA	NA
B-4	3-Feb-97	15-20	NA	NA	<50	<0.5	<0.5	<0.5	<0.5	NA	NA
MW-3	16-Nov-92	5.25-20.25	<50	NA	40,000	2,900	6,100	550	1,700	NA	NA

Table 3
Summary of Historical Analytical Results for Groundwater
Former Paco Pump Site
9201 San Leandro Street
Oakland, California

Sample Location	Date Collected	Depth (feet bgs)	TPHd	TPHmo	TPHg	Benzene	Toluene	Ethyl- benzene	Total Xylenes	MTBE	Other Fuel Additives
			µg/L	µg/L	µg/L	µg/L	µg/L	µg/L	µg/L	µg/L	µg/L
MW-3	9-Mar-93	5.25-20.25	290	NA	12,000	1,000	300	110	170	NA	NA
MW-3	21-Jul-93	5.25-20.25	<50	NA	3,400	420	63	36	37	NA	NA
MW-3	29-Jan-94	5.25-20.25	<50	NA	5,600	910	220	47	36	NA	NA
MW-3	26-May-94	5.25-20.25	<50	NA	5,200	890	180	45	43	NA	NA
MW-3	24-Aug-94	5.25-20.25	<50	NA	5,200	580	76	29	22	NA	NA
MW-3	22-Nov-94	5.25-20.25	<50	NA	2,200	670	130	31	28	NA	NA
MW-3	8-Feb-95	5.25-20.25	<50	NA	2,900	780	120	31	33	NA	NA
MW-3	31-May-95	5.25-20.25	NA	NA	9,100	2,800	160	91	72	NA	NA
MW-3 (D)	31-May-95	5.25-20.25	NA	NA	5,300	1,300	170	37	44	NA	NA
MW-3	28-Aug-95	5.25-20.25	NA	NA	1,400	<0.5	<0.5	1.7	8.9	NA	NA
MW-3 (D)	28-Aug-95	5.25-20.25	NA	NA	4,800	2,500	150	53	44	NA	NA
MW-3	29-Nov-95	5.25-20.25	NA	NA	3,000	780	43	32	32	NA	NA
MW-3 (D)	29-Nov-95	5.25-20.25	NA	NA	2,400	830	38	21	16	NA	NA
MW-3	29-Feb-96	5.25-20.25	NA	NA	3,800	1,200	130	36	35	NA	NA
MW-3 (D)	29-Feb-96	5.25-20.25	NA	NA	8,000	3,400	430	100	99	NA	NA
MW-3	23-May-96	5.25-20.25	NA	NA	6,900	3,300	340	71	74	NA	NA
MW-3 (D)	23-May-96	5.25-20.25	NA	NA	4,300	3,200	350	72	74	NA	NA
MW-3	4-Nov-96	5.25-20.25	NA	NA	4,900	2,100	110	70	44	NA	NA
MW-3 (D)	4-Nov-96	5.25-20.25	NA	NA	4,500	2,100	130	61	39	NA	NA
MW-3	13-May-97	5.25-20.25	NA	NA	10,000	4,800	530	100	92	<100	NA
MW-3	26-Jan-98	5.25-20.25	NA	NA	12,000	5,000	250	91	100	NA	NA
MW-3	27-Oct-00	5.25-20.25	NA	NA	19,000	9,000	1,000	250	130	NA	NA
MW-3	3-Nov-03	5.25-20.25	NA	NA	13,000	3,900	370	300	130	<40	NA
MW-3	17-Jun-08	5.25-20.25	NA	NA	13,000	4,400	600	300	150	<100	NA
MW-3	6-Nov-09	5.25-20.25	710	NA	13,000	3,400	400	310	220	<2.5	4.1 (1,2-DCA)
MW-3	28-Jun-10	5.25-20.25	699	NA	22,200	1,740	2,100	318	1,060	<50	ND
MW-3 (D)	28-Jun-10	5.25-20.25	722	NA	31,000	1,560	2,210	380	1,240	<50	ND
MW-3	10-Aug-10	5.25-20.25	NA	NA	12,000	1,400	1,200	190	540	<13	ND
MW-3	30-Dec-10	5.25-20.25	36,500	3,900	22,200	1,730	2,030	406	1,530	<50	ND
MW-3	8-Jun-11	5.25-20.25	NA	NA	20,400	2,180	2,040	273	765	<25	ND
MW-3	16-Dec-11	5.25-20.25	1,710/832*	312 J/<190*	9,000	1,220	1,290	163	518	<25	ND
MW-3 (D)	16-Dec-11	5.25-20.25	1,530/2,530*	<570/<750*	13,200	1,590	1,680	207	671	<50	ND
MW-3	13-Sep-12	5.25-20.25	5,040	4,710	12,800	677	607	161	445	<25	ND
MW-3	5-Apr-13	5.25-20.25	1,960	<950	14,200	1,030	547	152	374	<20	ND
MW-3 (D)	5-Apr-13	5.25-20.25	2,210	<1,900	9,970	835	454	142	363	<10	2.9 J (1,2-DCA)
MW-3	1-Oct-13	5.25-20.25	1,600	261	3,420	317	92.8	43.7	96.0	<20	ND
MW-3 (D)	1-Oct-13	5.25-20.25	1,030	136 J	6,030 E	430	145	64.5	156	<10	ND
MW-5	24-Aug-94	5.25-20.25	130	NA	<50	<0.5	<0.5	<0.5	<0.5	NA	NA
MW-5 (D)	22-Nov-94	5.25-20.25	<50	NA	<50	<0.5	<0.5	<0.5	<0.5	NA	NA
MW-5	8-Feb-95	5.25-20.25	<50	NA	<50	<0.5	<0.5	<0.5	<0.5	NA	NA
MW-5	31-May-95	5.25-20.25	NA	NA	<50	<0.5	<0.5	<0.5	<0.5	NA	NA
MW-5	8-Aug-95	5.25-20.25	NA	NA	<50	<0.5	<0.5	<0.5	<0.5	NA	NA
MW-5	29-Feb-96	5.25-20.25	NA	NA	<50	0.6	<0.5	<0.5	<0.5	NA	NA
MW-5	13-May-97	5.25-20.25	NA	NA	<50	<0.5	<0.5	<0.5	<0.5	NA	NA
MW-5	27-Oct-00	5.25-20.25	NA	NA	<50	<0.5	<0.5	<0.5	<0.5	NA	NA
MW-5	13-Nov-03	5.25-20.25	NA	NA	<50	<0.5	<0.5	<0.5	<0.5	<2.0	NA
MW-5	17-Jun-08	5.25-20.25	NA	NA	<50	<0.5	<0.5	<0.5	<0.5	<0.5	ND
MW-5	6-Nov-09	5.25-20.25	1,300	NA	<50	<0.5	<0.5	<0.5	<1.0	<0.5	ND
MW-5	28-Jun-10	5.25-20.25	289	NA	<50	<1.0	<1.0	<1.0	<2.0	<1.0	ND
MW-5	30-Dec-10	5.25-20.25	<94	808	<50	<1.0	<1.0	<1.0	<2.0	<1.0	ND
MW-5	16-Dec-11	5.25-20.25	<94/<95*	681/547*	<50	<1.0	<1.0	<1.0	<2.0	<1.0	ND
MW-5	28-Mar-12	5.25-20.25	196*	212*	NA	NA	NA	NA	NA	NA	NA
MW-5	13-Sep-12	5.25-20.25	376	<190	<50	<1.0	<1.0	<1.0	<2.0	<1.0	ND
MW-5	5-Apr-13	5.25-20.25	<96	1,220	<50	<1.0	<1.0	<1.0	<2.0	<1.0	ND
MW-5	1-Oct-13	5.25-20.25	235	289	<50	<1.0	<1.0	<1.0	<2.0	<1.0	ND
MW-5	16-Oct-14	5.25-20.25	157	94.4	NA	NA	NA	NA	NA	NA	NA
MW-5	24-Apr-15	5.25-20.25	251	332	NA	NA	NA	NA	NA	NA	NA

Table 3
Summary of Historical Analytical Results for Groundwater
Former Paco Pump Site
9201 San Leandro Street
Oakland, California

Sample Location	Date Collected	Depth (feet bgs)	TPHd	TPHmo	TPHg	Benzene	Toluene	Ethyl- benzene	Total Xylenes	MTBE	Other Fuel Additives
			µg/L	µg/L	µg/L	µg/L	µg/L	µg/L	µg/L	µg/L	µg/L
MW-6	14-Jan-09	10-17	NA	NA	740	66	48	6.3	23	1.2	17 (1,2-DCA)
MW-6	6-Nov-09	10-17	1,200	NA	4,500	1,300	270	110	44	<2.5	39 (1,2-DCA)
MW-6	28-Jun-10	10-17	474	NA	3,810	484	284	78.7	233	<10	20.8 (1,2-DCA)
MW-6	10-Aug-10	10-17	NA	NA	4,600	800	160	160	210	<6.3	12 (1,2-DCA)
MW-6	30-Dec-10	10-17	2,470	<380	9,720	1,130	469	364	1,360	<20	20.7 (1,2-DCA)
MW-6	8-Jun-11	10-17	NA	NA	8,140	1,460	377	206	515	<20	15.4 (1,2-DCA)
MW-6	16-Dec-11	10-17	2,200/874*	2,350/1,670	5,920	1,500	74.9	135	254	<25	12.4 (1,2-DCA)
MW-6	28-Mar-12	10-17	380*	<190*	2,180	347	20.5	36	56	<5.0	6.8 (1,2-DCA)
MW-6	13-Sep-12	10-17	930	<190	3,550	557	45	59.9	126	<10	5.8 (1,2-DCA)
MW-6	5-Apr-13	10-17	350	<190	5,090	750	67.1	57.3	127	<10	6.4 (1,2-DCA)
MW-6	1-Oct-13	10-17	1,630	126 J	6,550 E	922	77.8	84.4	168	<10	6.1 J (1,2-DCA) 84.5 J (TBA)
MW-6	16-Oct-14	10-17	1,130	200	2,460	469	19.8	57.2	14.8 J	<2.0	41.8 (1,2-DCA) 57.1 J (Tert-Butyl Alcohol)
MW-6	24-Apr-15	10-17	2,450	566 J	5,990	1,160	53	64.5	60.3	<10	4.9 J (1,2-DCA) 39.5 J (TBA)
MW-7	14-Jan-09	20-28	NA	NA	<50	<0.5	<0.5	<0.5	<0.5	1.1	ND
MW-7	6-Nov-09	20-28	<52	NA	<50	<0.5	<0.5	<0.5	<1.0	1.3	ND
MW-7	30-Dec-10	20-28	<96	<190	<50	<1.0	<1.0	<1.0	<2.0	1.1	ND
MW-7	8-Jun-11	20-28	NA	NA	<50	<1.0	<1.0	<1.0	<2.0	1.0	ND
MW-7	16-Dec-11	20-28	<94*	832*	<50	0.67	<1.0	0.35 J	<2.0	0.88 J	ND
MW-7 (D)	16-Dec-11	20-28	<94*	1,730*	<50	0.62 J	<1.0	0.33 J	<2.0	0.91 J	ND
MW-7	28-Mar-12	20-28	<94*	<190*	NA	NA	NA	NA	NA	NA	NA
MW-7	13-Sep-12	20-28	<190	3,510	<50	<1.0	<1.0	<1.0	<2.0	0.41	ND
MW-7	5-Apr-13	20-28	<100	<200	<50	<1.0	<1.0	<1.0	<2.0	0.58	ND
MW-7	1-Oct-13	20-28	87.1 J	207	<50	<1.0	<1.0	<1.0	<2.0	0.40 J	ND
MW-7	16-Oct-14	20-28	70.6	140	NA	NA	NA	NA	NA	NA	NA
MW-7	24-Apr-15	20-28	622	795	NA	NA	NA	NA	NA	NA	NA
MW-8	28-Jun-10	8-18	<100	NA	<50	0.81J	1.3	0.41J	1.6 J	0.62J	ND
MW-8	30-Dec-10	8-18	<95	<190	<50	<1.0	<1.0	<1.0	<2.0	0.53J	ND
MW-8	8-Jun-11	8-18	NA	NA	<50	<1.0	<1.0	<1.0	<2.0	<1.0	ND
MW-8	16-Dec-11	8-18	<95*	155 J*	<50	<1.0	<1.0	<1.0	<2.0	<1.0	ND
MW-8	13-Sep-12	8-18	304	<190	<50	0.37	0.28	<1.0	<2.0	0.29	ND
MW-9	5-Apr-13	12-17	<110	<220	<50	<1.0	<1.0	<1.0	<2.0	1.1	0.67 (1,2-DCA)
MW-9	1-Oct-13	12-17	121	219	<50	<1.0	<1.0	<1.0	<2.0	1.1	0.70 J (1,2-DCA)
MW-9	16-Oct-14	12-17	24.5	58.2	<25	<0.20	<0.20	<0.20	<0.46	0.91 J	
MW-9	24-Apr-15	12-17	115	126 J	<50	<1.0	<1.0	<1.0	<2.0	1.1	0.71 J (1,2-DCA)
MW-10	5-Apr-13	10-20	<110	690	<50	<1.0	<1.0	<1.0	<2.0	0.20	0.26 (1,2-DCA)
MW-10	1-Oct-13	10-20	239	339	<50	<1.0	<1.0	<1.0	<2.0	<1.0	ND
MW-10	16-Oct-14	10-20	80.7	78.9	<25	<0.20	<0.20	<0.20	<0.46	<0.20	ND
MW-10	24-Apr-15	10-20	75.9 J	<200	<50	<1.0	<1.0	<1.0	<2.0	<1.0	ND
MW-11	5-Apr-13	10-20	<94	718	<50	<1.0	<1.0	<1.0	<2.0	<1.0	ND
MW-11	1-Oct-13	10-20	472	490	<50	<1.0	<1.0	<1.0	<2.0	<1.0	ND
MW-11	16-Oct-14	10-20	227	129	<25	<0.20	<0.20	<0.20	<0.46	<0.20	ND
MW-11	24-Apr-15	10-20	435	323	<50	<1.0	<1.0	<1.0	<2.0	<1.0	ND
MW-12	16-Oct-14	10-20	39.9	63.1	<25	<0.20	<0.20	<0.20	<0.46	0.28 J	ND
MW-12	24-Apr-15	10-20	59.9 J	<190	<50	<1.0	<1.0	<1.0	<2.0	0.20 J	0.27 J (1,2-DCA)
AS-1S	13-Jan-09	14-17	NA	NA	41,000	4,100	2,700	510	1,000	<25	ND
AS-1S	6-Nov-09	14-17	1,300	NA	3,800	950	7.3	76	42	<0.5	3.1 (1,2-DCA)
AS-1S	28-Jun-10	14-17	214	NA	1,630	202	26.2	9.1	25.4	2.1	3.1 (1,2-DCA)
AS-1S	10-Aug-10	14-17	NA	NA	1,200	370	44	34	34	<2.5	2.6 (1,2 DCA)
AS-1S	30-Dec-10	14-17	2,790	<570	30,000	4,530	4,040	538	1,100	<100	ND
AS-1S	15-Dec-11	14-17	1,340*	582*	7,640	772	788	290	590	<20	ND
ASMW-2S	13-Jan-09	10-17	NA	NA	9,100	2,800	430	140	230	<10	25 (1,2-DCA)
ASMW-2S	6-Nov-09	10-17	2,400	NA	18,000	4,700	540	330	530	<2.5	50 (1,2-DCA), 46 (TBA)
ASMW-2S	28-Jun-10	10-17	479	NA	8,330	416	434	151	583	<33	ND

Table 3
Summary of Historical Analytical Results for Groundwater
Former Paco Pump Site
9201 San Leandro Street
Oakland, California

Sample Location	Date Collected	Depth (feet bgs)	TPHd	TPHmo	TPHg	Benzene	Toluene	Ethyl- benzene	Total Xylenes	MTBE	Other Fuel Additives
			µg/L	µg/L	µg/L	µg/L	µg/L	µg/L	µg/L	µg/L	µg/L
ASMW-2S	10-Aug-10	10-17	NA	NA	3,200	420	69	61	130	<3.1	3.4 (1,2 DCA)
ASMW-2S	30-Dec-10	10-17	3,440	<2,000	5,300	447	80.1	95.0	181	ND<10	5.7 (1,2 DCA)
ASMW-2S	15-Dec-11	10-17	998*	148*	2,250	253	19.8	49.9	77.4	<10	ND
AS-1D	13-Jan-09	31-34	NA	NA	<50	0.69	0.54	<0.5	<0.5	<0.5	ND
AS-1D	6-Nov-09	31-34	<53	NA	<50	<0.5	<0.5	<0.5	<1.0	<0.5	ND
AS-1D	28-Jun-10	31-34	<94	NA	<50	<1.0	<1.0	<1.0	<2.0	<1.0	ND
AS-1D	30-Dec-10	31-34	<94	<190	<50	<1.0	<1.0	<1.0	<2.0	<1.0	ND
AS-1D	15-Dec-11	31-34	86.2 J*	<190*	27.6	1.7	3.1	0.54	2.3	<1.0	ND
AS-1D	13-Sep-12	31-34	161	<190	<50	<1.0	<1.0	<1.0	<2.0	<1.0	ND
AS-1D	5-Apr-13	31-34	<94	<190	<50	<1.0	<1.0	<1.0	<2.0	<1.0	ND
AS-1D	1-Oct-13	31-34	<96	138 J	<50	<1.0	<1.0	<1.0	<2.0	<1.0	ND
AS-1D	16-Oct-14	31-34	39	55.1	<25	0.34 J	<1.0	<0.20	<0.46	<0.20	ND
AS-1D	24-Apr-15	31-34	321	1,420	<50	<1.0	<1.0	<1.0	<2.0	<1.0	ND
ASMW-2D	13-Jan-09	24-34	NA	NA	<50	0.80	0.78	<0.5	<0.5	0.56	ND
ASMW-2D	6-Nov-09	24-34	<51	NA	<50	<0.5	<0.5	<0.5	<1.0	0.58	ND
ASMW-2D	28-Jun-10	24-34	<94	NA	<50	<1.0	<1.0	<1.0	<2.0	<1.0	ND
ASMW-2D	30-Dec-10	24-34	<100	<200	<50	<1.0	<1.0	<1.0	<2.0	<1.0	ND
ASMW-2D	15-Dec-11	24-34	96.1*	<190*	<50	0.76 J	0.99	<1.0	1.1	<1.0	ND
E1	16-Jun-10	8-18	NA	NA	36,000	3,200	2,300	750	2,170	<25	<25
E1	30-Jun-10	8-18	NA	NA	124	11.7	9.4	1.5	7.7	<1	0.31 (1,2 DCA)
E1	16-Dec-11	8-18	323*	<190*	1,700	55.5	22.1	16.1	27.6	<5.0	ND
E2	16-Jun-10	8-18	NA	NA	72	5.3	5.9	0.89	4.9	2.1	0.68 (1,2 DCA)
E2	30-Jun-10	8-18	NA	NA	<50	<1.0	<1.0	<1.0	<2.0	2.0	0.5 (1,2 DCA)
E2	30-Dec-10	8-18	<190	3,740	<50	<1.0	<1.0	<1.0	<2.0	1.8	0.41 (1,2 DCA)
E2	8-Jun-11	8-18	NA	NA	<50	<1.0	<1.0	<1.0	<2.0	1.7	0.45 (1,2-DCA)
E2	15-Dec-11	8-18	<95/<96*	1,570/1,270*	<50	<1.0	<1.0	<1.0	<2.0	1.2	ND
E2	28-Mar-12	8-18	245*	387*	NA	NA	NA	NA	NA	NA	NA
E2	13-Sep-12	8-18	<190	2,990	<50	<1.0	<1.0	<1.0	<2.0	0.57 J	0.36 J (1,2-DCA)
E2	5-Apr-13	8-18	<470	5,100	<50	<1.0	<1.0	<1.0	<2.0	<1.0	ND
E2	1-Oct-13	8-18	444	870	<50	<1.0	<1.0	<1.0	<2.0	0.57 J	0.24 J (1,2-DCA)
E2	16-Oct-14	8-18	780	1,080	NA	NA	NA	NA	NA	NA	NA
E2	1-May-15	8-18	<300	2,160	NA	NA	NA	NA	NA	NA	NA
E3	16-Dec-11	8-18	13,900*	15,600*	185	1.2	<1.0	<1.0	<2.0	0.74 J	1.0 (1,2-DCA)
E3	28-Mar-12	8-18	1,060*	1,860*	151	1.4	<1.0	<1.0	<2.0	0.53 J	0.76 J (1,2-DCA)
E3	13-Sep-12	8-18	62,500	93,700	46.8	0.56	<1.0	<1.0	<2.0	0.55 J	0.99 J (1,2-DCA)
E3	5-Apr-13	8-18	<24,000	357,000	161	1.0	<1.0	<1.0	<2.0	0.43 J	0.71 J (1,2-DCA)
E3	1-Oct-13	8-18	20,700	34,500	82.6	1.6	<1.0	<1.0	<2.0	0.46 J	0.73 J (1,2-DCA)
E3	16-Oct-14	8-18	106,000	153,000	355	3.3	<1.0	<0.20	<2.0	0.46 J	4.5 J (Tert-Butyl Alcohol)
E3	24-Apr-15	8-18	<38,000	416,000	48.6 J	<1.0	<1.0	<1.0	<2.0	0.31 J	0.36 J (1,2-DCA)
E4	16-Dec-11	8-18	264*	447*	1,580	240	9.9	18.3	5.8 J	<5.0	2.7 (1,2-DCA)
E5	15-Dec-11	8-18	11,100*	11,500*	27.1 J	<1.0	<1.0	<1.0	<2.0	0.83 J	ND
E5	16-Oct-14	8-18	25,300	32,500	<25	<0.20	<0.20	<0.20	<0.46	0.42 J	ND
E5	24-Apr-15	8-18	<2,000	26,300	<50	<1.0	<1.0	<1.0	<2.0	0.45 J	ND
E6	15-Dec-11	8-18	1,460*	931*	617	17.6	<2.0	3.3	<4.0	<2.0	ND
E6	28-Mar-12	8-18	93.9 J*	191*	273	4.4	<1.0	2.8	<2.0	0.78 J	ND
E6	13-Sep-12	8-18	<190	2,440	427	2.8	<1.0	2.3	<2.0	0.85	ND
E6	5-Apr-13	8-18	<480	3,210	529	2.2	<1.0	4.3	<2.0	0.69	ND
E6	1-Oct-13	8-18	262	617	520	3.6	<1.0	4.5	<2.0	0.63 J	ND
E6	16-Oct-14	8-18	1,660	1,850	135	0.30 J	<0.20	0.24 J	<0.46	0.45 J	ND
E6	24-Apr-15	8-18	<190	2,390	233	<1.0	<1.0	<1.0	<2.0	0.35 J	ND
E7	16-Jun-10	8-18	NA	NA	780	100	73	20	80	5.2	1.9 (1,2 DCA)
E7	30-Jun-10	8-18	NA	NA	3,460	207	258	<25	360	3.8	2.5 (1,2 DCA)
E7	30-Dec-10	8-18	1,360	<190	3,380	339	20.0	83.3	23.9	5.4	3.5 (1,2 DCA)
E7	8-Jun-11	8-18	NA	NA	1,580	143	17.4	26.9	21.7	4.3	2.2 (1,2-DCA)
E7	15-Dec-11	8-18	373/287*	<190/<190*	1,070	144	29.5	16	27.2	4.4	3.1 (1,2-DCA)
E7	28-Mar-12	8-18	53.8 J*	<190*	806	97	11.9	12.9	18.4	3.2	1.6 J (1,2-DCA)

Table 3
Summary of Historical Analytical Results for Groundwater
Former Paco Pump Site
9201 San Leandro Street
Oakland, California

Sample Location	Date Collected	Depth (feet bgs)	TPHd	TPHmo	TPHg	Benzene	Toluene	Ethyl- benzene	Total Xylenes	MTBE	Other Fuel Additives
			µg/L	µg/L	µg/L	µg/L	µg/L	µg/L	µg/L	µg/L	µg/L
E7	13-Sep-12	8-18	214	<200	1,790	169	67.3	27.8	82.3	3.5	2.6 (1,2-DCA)
E7	5-Apr-13	8-18	75.1	<190	1,060	125	20.9	17.4	28.7	3.3	1.9 J (1,2-DCA)
E7	1-Oct-13	8-18	1,490	2,220	917	143	23.2	16.0	29.7	1.2 J	1.8 J (1,2-DCA)
E7	16-Oct-14	8-18	7,920	14,100	724	86.4	17.7	12.2	33.7	1.4	1.3 (1,2-DCA)
E7	24-Apr-15	8-18	<950	11,400	524	16.1	1.4	0.53 J	7.3	0.59 J	1.7 (1,2-DCA), 14 (TBA)
E8	30-Dec-10	8-18	1,220	<190	8,930	480	19.1	164	51.8	<10	4.8 (1,2-DCA)
E8	8-Jun-11	8-18	NA	NA	3,520	178	9.6	55.7	49.5	<5	2.7 (1,2-DCA)
E8	15-Dec-11	8-18	508*	<190*	2,000	208	4.0	42.9	14.0	<5.0	ND
E8	28-Mar-12	8-18	64 J*	<190*	1,380	92	4.0	20.3	26.5	<4.0	13 J (TBA)
E8	13-Sep-12	8-18	314	<200	2,450	2.0	<5.0	<5.0	<10	2.8	ND
E8	5-Apr-13	8-18	1,420	1,010	4,750	707	61	118	119	<5.0	3.6 (1,2-DCA)
E8	1-Oct-13	8-18	529	569	1,500	178	6.0	32.3	29.8	0.49 J	3.6 (1,2-DCA) 12.7 J (TBA)
E8	16-Oct-14	8-18	1,120	1,030	4,090	385	8.2 J	172	139	<2.0	ND
E8 (D)	16-Oct-14	8-18	649	458	4,390	398	<1.0	180	145	<2.0	ND
E9	15-Dec-11	8-18	7,950*	<190*	35,100	4,810	5,710	768	3,260	<100	ND
E9	28-Mar-12	8-18	894*	<190*	24,200	2,440	2,550	396	1,810	<100	ND
E9	16-Oct-14	8-18	4,910	490	39,300	2,460	2,250	595	3,110	<20	0.85 J (1,2-DCA)
E9	24-Apr-15	8-18	250,000	<58,000	25,700	2,150	626	194	3,670	<50	ND
E9 (D)	24-Apr-15	8-18	123,000	<38,000	25,600	2,070	623	166	3,500	<100	ND
E10	15-Dec-11	8-18	10,400*	<190*	32,800	4,350	6,450	667	2,880	<100	37 (1,2-DCA)
E10	28-Mar-12	8-18	1,630*	<190*	30,000	3,090	4,140	515	2,310	<100	20.6 J (1,2-DCA)
E11	16-Jun-10	8-18	NA	NA	25,000	1,800	1,500	480	980	<13	<13
E11	30-Jun-10	8-18	NA	NA	15,300	268	509	473	1,140	<40	<40
E11	16-Dec-11	8-18	3,920*	<970*	17,200	634	916	384	934	<50	ND
E11	28-Mar-12	8-18	960*	<190*	15,700	377	544	237	902	<50	ND
E12	16-Jun-10	8-18	NA	NA	4,300	190	15	43	49	<2	2.0 (1,2 DCA)
E12	30-Jun-10	8-18	NA	NA	1,570	130	6.6	<3	24.2	<3	<3
E12	16-Dec-11	8-18	69.9 J*	<190*	297	27.5	1.1 J	3.2	<4.0	<2.0	ND
E12	13-Sep-12	8-18	88.8	<190	633	50.8	2.6	7.2	2.7	<1.0	18.9 (TBA)
E12	5-Apr-13	8-18	62.4	<190	496	64.1	3.3	8.1	3.0	<1.0	ND
E12	1-Oct-13	8-18	<96	142 J	347	28.4	1.2	4.8	1.3 J	<1.0	ND
E12	16-Oct-14	8-18	31.4	48.5	113	9.0	0.24 J	1.4	<0.46	<0.20	0.40 J (1,2-DCA)
LFR Area 5 - Suspected Former UST near Groundwater Monitoring Well MW-4											
MW-4	16-Nov-92	5.25-20.25	<50	NA	560	66	73	16	130	NA	NA
MW-4 (D)	16-Nov-92	5.25-20.25	<50	NA	520	63	67	15	140	NA	NA
MW-4	9-Mar-93	5.25-20.25	<50	NA	750	67	12	29	62	NA	NA
MW-4	21-Jul-93	5.25-20.25	<50	NA	250	21	4.2	8.4	11	NA	NA
MW-4	29-Jan-94	5.25-20.25	<50	NA	180	28	2.2	6.2	10	NA	NA
MW-4	26-May-94	5.25-20.25	NA	NA	130	14	3.2	6.1	4.7	NA	NA
MW-4	24-Aug-94	5.25-20.25	NA	NA	70	6.7	0.9	2.8	2.6	NA	NA
MW-4	22-Nov-94	5.25-20.25	NA	NA	90	16	1.7	5.6	3.4	NA	NA
MW-4	8-Feb-95	5.25-20.25	NA	NA	90	17	1.3	5.5	3.0	NA	NA
MW-4	31-May-95	5.25-20.25	NA	NA	90	13	0.6	2.3	1.2	NA	NA
MW-4	8-Aug-95	5.25-20.25	NA	NA	80	3.6	<0.5	1.4	0.6	NA	NA
MW-4	29-Nov-95	5.25-20.25	NA	NA	<50	4.5	0.7	1.0	0.7	NA	NA
MW-4	29-Feb-96	5.25-20.25	NA	NA	<50	7.4	1.0	3.2	2.4	NA	NA
MW-4	23-May-96	5.25-20.25	NA	NA	80	11	2.0	2.3	1.0	NA	NA
MW-4	3-Nov-03	5.25-20.25	<50	NA	<50	6.3	0.56	3.4	1.0	<2.0	NA
MW-4	18-Jun-08	5.25-20.25	<50	NA	81	11	0.51	4.7	1.6	<0.5	ND
MW-4	6-Nov-09	5.25-20.25	<50	NA	<50	4.0	<0.5	1.3	<1.0	<0.5	ND
MW-4	28-Jun-10	5.25-20.25	<100	NA	186	12.3	0.85	5.9	2.3	<1.0	ND
MW-4	30-Dec-10	5.25-20.25	<94	<190	77.4	7.4	<1.0	2.6	0.98	<1.0	ND
MW-4	8-Jun-11	5.25-20.25	NA	NA	94.2	10.2	0.59	3.4	1.60	<1.0	ND
MW-4	16-Dec-11	5.25-20.25	<97*	130 J*	<50	2.6	<1.0	<1.0	<2.0	<1.0	ND
MW-4	13-Sep-12	5.25-20.25	83 J	<190	34.3 J	5.4	0.51 J	0.82 J	0.73 J	<1.0	ND

Table 3
Summary of Historical Analytical Results for Groundwater
Former Paco Pump Site
9201 San Leandro Street
Oakland, California

Sample Location	Date Collected	Depth (feet bgs)	TPHd	TPHmo	TPHg	Benzene	Toluene	Ethyl-benzene	Total Xylenes	MTBE	Other Fuel Additives
			µg/L	µg/L	µg/L	µg/L	µg/L	µg/L	µg/L	µg/L	µg/L
MW-4	5-Apr-13	5.25-20.25	<95	<190	97.9	11	0.57 J	1.3	0.98 J	<1.0	ND
MW-4	1-Oct-13	5.25-20.25	<98	<200	<50	3.5	<1.0	0.58 J	<2.0	<1.0	ND
MW-4	16-Oct-14	5.25-20.25	28.6	72	66.2	6.3	0.29 J	0.49 J	<2.0	<0.46	ND
MW-4	1-May-15	5.25-20.25	91.8 J	99.3 J	<50	5.7	0.45 J	1.9	3.1	<1.0	ND
ESL's Groundwater is current or potential drinking water source			100	100	100	1.0	40	30	20	5.0	0.5 (1,2-DCA), 12 (TBA)

Notes:

bgs = below ground surface

µg/L = micrograms per liter

Bold Font denotes concentration was greater than the ESL.

NA = parameter not analyzed

ND = parameter not present above laboratory reporting limits

(D) = duplicate sample

<6.0 = not detected at or above the laboratory reporting limit.

E = Indicates value exceeds calibration range

J = Estimated value above method detection limit but below laboratory reporting limit.

ESL = San Francisco Bay Regional Water Quality Control Board (RWQCB) Environmental Screening Levels Table F-1a and Table F-1b RWQCB February 2013.

TPHd = total petroleum hydrocarbons as diesel

TPHmo = total petroleum hydrocarbons as motor oil

TPHg = total petroleum hydrocarbons as gasoline

MTBE = methyl tert butyl ether

1,2-DCA = 1,2-dichloroethane

TBA = tertiary butyl alcohol

APPENDIX A
GROUNDWATER SAMPLING FIELD FORMS

**TAILGATE MEETING FORM
THE SOURCE GROUP, INC.**

Project Name: Parco Pumps

Date: 4-24-15

Project Number: 04-PFT-001

Presented by: H. Newton

Check the Topics/Information Reviewed:

- | | | |
|--------------------------------------------------------------------------------|-----------------------------------------------------------------|---------------------------------------------------------|
| <input checked="" type="checkbox"/> Safety glasses, hardhat, safety boots | <input checked="" type="checkbox"/> Slips, trips, and falls | <input checked="" type="checkbox"/> Daily work scope |
| <input type="checkbox"/> Site safety plan review and location | <input checked="" type="checkbox"/> Directions to hospital | <input type="checkbox"/> Emergency protocol |
| <input type="checkbox"/> Equipment and machinery familiarization | <input type="checkbox"/> Anticipated visitors | <input checked="" type="checkbox"/> Parking and laydown |
| <input type="checkbox"/> Employee right-to-know/MSDS location | <input type="checkbox"/> Electrical ground fault | <input type="checkbox"/> Hot work permits |
| <input type="checkbox"/> Open pits, excavations, and sit hazards | <input checked="" type="checkbox"/> Public safety and fences | <input checked="" type="checkbox"/> Strains and sprains |
| <input checked="" type="checkbox"/> Vehicle safety and driving/road conditions | <input type="checkbox"/> Excavator swing and loading | <input type="checkbox"/> Noise hazards |
| <input checked="" type="checkbox"/> Portable tool safety and awareness | <input type="checkbox"/> Orderly site and housekeeping | <input type="checkbox"/> No horseplay |
| <input type="checkbox"/> Overhead utility locations and clearance | <input type="checkbox"/> Smoking in designated areas | <input type="checkbox"/> Heat and cold stress |
| <input checked="" type="checkbox"/> First aid, safety, and PPE location | <input type="checkbox"/> Leather gloves for protection | <input checked="" type="checkbox"/> Backing up hazards |
| <input type="checkbox"/> Sharp object rebar, and scrap metal hazards | <input type="checkbox"/> Effects of the night before | <input type="checkbox"/> Accidents are costly |
| <input checked="" type="checkbox"/> Safety is everyone's responsibility | <input type="checkbox"/> Vibration related injuries | <input type="checkbox"/> Dust and vapor control |
| <input checked="" type="checkbox"/> Latex gloves inner/nitrile gloves outer | <input checked="" type="checkbox"/> Fire extinguisher locations | <input type="checkbox"/> Refueling procedures |
| <input type="checkbox"/> Excavation/trenching inspection/documentation | <input type="checkbox"/> Eye wash station locations | <input type="checkbox"/> Confined space entry |
| <input type="checkbox"/> Full face respirators with proper cartridges | <input type="checkbox"/> Decontamination procedures | <input type="checkbox"/> Flying debris hazards |
| <input type="checkbox"/> Upgrade to level c at: FID/PID (___cV)>___ ppm | | |
| <input type="checkbox"/> Work stoppage at FID/PID (___cV)>___ ppm % LEL>10% | | |

CHECK KILL SWITCH DAILY BEFORE DRILLING OPERATIONS BEGIN

Discussion/Comments/Follow-up Actions: _____

NAME	SIGNATURE	COMPANY
<u>Harlow Newton</u>	<u>[Signature]</u>	<u>SGI</u>
<u>Jose Ortiz</u>	<u>[Signature]</u>	<u>BTS</u>
<u>Cullen Kivimäen</u>	<u>[Signature]</u>	<u>BTS</u>
_____	_____	_____
_____	_____	_____
_____	_____	_____
_____	_____	_____
_____	_____	_____
_____	_____	_____

Instructions:

- Conduct a daily safety meeting prior to beginning each site activities.
- Obtain signatures form all TSG staff and TSG subcontractors.
- Complete form by checking off specific topics and/or hazards.
- Follow-up on any noted items and document resolution of any action items.

DAILY FIELD RECORD

Project and Task Number: 01-PFT-00	Date: 4-21-15
Project Name: Palo Pumps	Field Activity: GW sampling
Location: San Leandro CA	Weather:

PERSONNEL:	Name	Company	Time In	Time Out
	H. Newton	SGI	0645	1000
	Jose	Blaine	0700	
	Corey	Blaine	0700	

PERSONAL SAFETY CHECKLIST

<input checked="" type="checkbox"/>	Steel-toed Boots	<input type="checkbox"/>	Hard Hat	<input type="checkbox"/>	Tyvek Coveralls
<input checked="" type="checkbox"/>	Rubber Gloves	<input type="checkbox"/>	Safety Goggles	<input type="checkbox"/>	½ Face Respirator

DRUM I.D.	DESCRIPTION OF CONTENTS AND QUANTITY	LOCATION

TIME	DESCRIPTION OF WORK PERFORMED
0645	Arrive on site.
0700	Blaine Tech on site. Conduct tailgate meeting
0715	Start locating wells.
0730	Richard from Citrus says he was not notified of sampling event. They are really busy and will not be able to help uncover wells today.
0815	Blaine Tech starts gauging accessible wells. Wells MW-3, MW-4, MW-8, E-1, E-2, E-8 are all covered. Wells E-10, E-11, E-12 unable to locate.
1000	Blaine sampling wells and I am leaving the site for the day

Groundwater Monitoring Well Field Sampling Form



PROJECT NAME: face pumps
 PROJECT NO.: 04-FFT-001
 TASK NO.: _____
 WELL ID: E-2
 PURGE DATE: 5-1-15
 SAMPLE TIME: 0824
 SAMPLE DATE: 5-1-15
 PERSONNEL: H. Newton

Historical rate: _____
 # of volumes: _____
 INITIAL DTW (ft): 8.14
 DEPTH TO BOTTOM (ft): 18.35
 WELL DIAM. (In): 2"
 3 VOLUMES (gals): 34.9
h*3*0.084 (1.25'), h*3*0.16 (2'), h*3*0.26 (2.5'), h*3*0.38 (3'),
 h*3*0.65 (4'), h*3*1.5 (6')

PURGE LOG:

(check units!)

DTW	Time (24 hr)	Flow Rate ()	pH	EC (µS/cm)	Temp. (°C)	Disolved Oxygen (mg/L)	REDOX (mV)	Color	Turbidity	Other Observations
8.14	0806	0	7.35	1.326	18.65	3.10	-164.9	murky	X	
8.71	0812	1.6	7.52	1.326	18.74	7.62	-160.8	murky		
8.90	0818	3.2	7.59	1.334	18.50	7.47	-98.2	" "		
8.97	0824	4.9	7.57	1.337	18.62	7.51	-97.6	" "		

Total Gallons Purged: 5

Purging Method: 2" Submersible Pump 12 Volt Pump Peristaltic Pump Bailer

WELL SAMPLING:

DTW at Time of Sampling: 8.97

Sampling Method: 2" Submersible Pump 12 Volt Pump Peristaltic Pump Bailer PDB

SAMPLE ID: E-2

QA/QC SAMPLING:

WAS QA/QC SAMPLE COLLECTED FOR THIS WELL? YES / NO

IF SO, SAMPLE ID: _____ TYPE: Rinsate Blank Duplicate Field Blank

PROPER DECON: Yes No

COMMENTS:

Groundwater Monitoring Well Field Sampling Form



PROJECT NAME: Paco Pump 5
 PROJECT NO.: 04-PFT-001
 TASK NO.: _____
 WELL ID: MW-4
 PURGE DATE: 5-1-15
 SAMPLE TIME: 0920
 SAMPLE DATE: 5-1-15
 PERSONNEL: K. Newton

Historical rate: _____
 # of volumes: _____
 INITIAL DTW (ft): 6.60
 DEPTH TO BOTTOM (ft): 20.10
 WELL DIAM. (in): 4"
 3 VOLUMES (gals): 26
h*3*0.084 (1.25'), h*3*0.16 (2'), h*3*0.28 (2.5'), h*3*0.38 (3'),
 h*3*0.65 (4'), h*3*1.5 (6')

PURGE LOG:

(check units!)

DTW	Time (24 hr)	Flow Rate ()	pH	EC (mS/cm)	Temp. (°C)	Dissolved Oxygen (mg/L)	REDOX (mV)	Color	Turbidity	Other Observations
6.60	0850	0	7.76	.806	17.61	4.62	-162.0	murky	X	
8.00	0900	8.5	7.89	.799	17.30	8.67	-113.4	" "		
9.40	0910	17	7.91	.789	17.52	7.97	-115.7	" "		
9.60	0920	26	7.94	.793	17.58	7.91	-111.7	" "		

Total Gallons Purged: 26

Purging Method: 2" Submersible Pump 12 Volt Pump Peristaltic Pump Bailer

WELL SAMPLING:

DTW at Time of Sampling: 9.60

Sampling Method: 2" Submersible Pump 12 Volt Pump Peristaltic Pump Bailer PDB

SAMPLE ID: MW-4

QA/QC SAMPLING:

WAS QA/QC SAMPLE COLLECTED FOR THIS WELL? YES / NO

IF SO, SAMPLE ID: _____ TYPE: Rinsate Blank Duplicate Field Blank

PROPER DECON: Yes No

COMMENTS:

WELL GAUGING DATA

Project # 150424-101 Date 4-24-15 Client S&B

Site 9201 San Leandro St. Oakland.

Well ID	Time	Well Size (in.)	Sheen / Odor	Depth to Immiscible Liquid (ft.)	Thickness of Immiscible Liquid (ft.)	Volume of Immiscibles Removed (ml)	Depth to water (ft.)	Depth to well bottom (ft.)	Survey Point: TOB or TOC	Notes
MW-1	0845	4					7.20	20.10		
MW-2	0825	4					7.71	20.04		
MW-3	---	---	Filled w/ dirt				---	---		
MW-4	---	---	well covered.				---	---		
MW-5	0844	4					7.00	20.06		
MW-6	0842	2					8.11	16.34		
MW-7	0839	2					8.21	27.12		
MW-8	---	---	unable to locate				---	---		
MW-9	0854	2					7.50	16.85		
MW-10	0851	2					6.82	21.35		
MW-11	0848	2					7.22	19.38		
MW-12	0830	2					8.68	19.52		
E-1	---	---	Covered by pipes				---	---		
E-2	---	---	Covered by van w/ no eqs				---	---		
E-3	0836	2					8.20	18.22		
E-4	0854	2					8.12	18.15		
E-5	0833	2					8.10	17.91		

WELL GAUGING DATA

Project # 150424-501 Date 4-24-15 Client SGI

Site 9201 Sun Leandro St Oakland.

Well ID	Time	Well Size (in.)	Sheen / Odor	Depth to Immiscible Liquid (ft.)	Thickness of Immiscible Liquid (ft.)	Volume of Immiscibles Removed (ml)	Depth to water (ft.)	Depth to well bottom (ft.)	Survey Point: TOB or TOC	Notes
E-6	0831	2					8.15	18.04	↓	
E-7	0834	2				8.20	18.09			
E-8	—	—	possibly destroyed	unable to locate			—			
E-9	0837	2				8.21	17.84			
E-10	—	—	unable to locate				—			
E-11	—	—	unable to locate				—			
E-12	—	—	unable to locate				—			
AS-15	0847	2				8.02	16.51			
AS-1D	0850	2				8.03	32.9			
AS-MW25	0841	2				7.98	16.82			
AS-MW-20	0844	2				8.24	33.60			

WELL MONITORING DATA SHEET

Project #: 150424-SD	Client: SGT
Sampler: SD	Date: 4-24-15
Well I.D.: MW-1	Well Diameter: 2 3 <u>4</u> 6 8
Total Well Depth (TD): 20.0	Depth to Water (DTW): 7.20
Depth to Free Product: —	Thickness of Free Product (feet): —
Referenced to: PVC Grade	D.O. Meter (if req'd): YSI HACH
DTW with 80% Recharge [(Height of Water Column x 0.20) + DTW]: 9.78	

Purge Method: Bailer Waterra Sampling Method: Bailer
 Disposable Bailer Peristaltic Disposable Bailer
 Positive Air Displacement Extraction Pump Extraction Port
 Electric Submersible Other _____ Dedicated Tubing

Other: _____

$0.4 \text{ (Gals.)} \times 3 = 25.2 \text{ Gals.}$ I Case Volume Specified Volumes Calculated Volume	<table border="1" style="width: 100%; border-collapse: collapse;"> <thead> <tr> <th>Well Diameter</th> <th>Multiplier</th> <th>Well Diameter</th> <th>Multiplier</th> </tr> </thead> <tbody> <tr> <td>1"</td> <td>0.04</td> <td>4"</td> <td>0.65</td> </tr> <tr> <td>2"</td> <td>0.16</td> <td>6"</td> <td>1.47</td> </tr> <tr> <td>3"</td> <td>0.37</td> <td>Other</td> <td>radius² * 0.163</td> </tr> </tbody> </table>	Well Diameter	Multiplier	Well Diameter	Multiplier	1"	0.04	4"	0.65	2"	0.16	6"	1.47	3"	0.37	Other	radius ² * 0.163
Well Diameter	Multiplier	Well Diameter	Multiplier														
1"	0.04	4"	0.65														
2"	0.16	6"	1.47														
3"	0.37	Other	radius ² * 0.163														

Time	Temp (°F or °C)	pH	Cond. (mS or µS)	Turbidity (NTUs)	Gals. Removed	Observations
1057	18.6	7.31	826	37	8.4	
1059	18.6	7.29	831	34	16.8	
1101	18.6	7.29	836	34	25.2	
2x1L AQB						

Did well dewater? Yes No Gallons actually evacuated: 25.2

Sampling Date: 4-24-15 Sampling Time: 1105 Depth to Water: 8.32

Sample I.D.: MW-1 Laboratory: Kiff CalScience Other AcuteLog

Analyzed for: TPH-G BTEX MTBE TPH-D Oxygenates (5) Other: See CA

EB I.D. (if applicable): @ _____ Time Duplicate I.D. (if applicable): _____

Analyzed for: TPH-G BTEX MTBE TPH-D Oxygenates (5) Other: _____

D.O. (if req'd):	Pre-purge:	0.97 mg/L	Post-purge:	0.79 mg/L
O.R.P. (if req'd):	Pre-purge:	50 mV	Post-purge:	41 mV

WELL MONITORING DATA SHEET

Project #: 150424-101	Client: SGI
Sampler: Ck	Date: 4/24/15
Well I.D.: mw-2	Well Diameter: 2 3 4 6 8
Total Well Depth (TD): 20.04	Depth to Water (DTW): 7.71
Depth to Free Product: _____	Thickness of Free Product (feet): _____
Referenced to: PVC Grade	D.O. Meter (if req'd): YSI HACH
DTW with 80% Recharge [(Height of Water Column x 0.20) + DTW]: 10.18	

Purge Method: Bailer	Waterra	Sampling Method: Bailer
Disposable Bailer	Peristaltic	Disposable Bailer
Positive Air Displacement	Extraction Pump	Extraction Port
Electric Submersible	Other _____	Dedicated Tubing
		Other: _____

8.0 (Gals.) X 3 = 24.0 Gals. 1 Case Volume Specified Volumes Calculated Volume	<table border="1"> <tr> <th>Well Diameter</th> <th>Multiplier</th> <th>Well Diameter</th> <th>Multiplier</th> </tr> <tr> <td>1"</td> <td>0.04</td> <td>4"</td> <td>0.65</td> </tr> <tr> <td>2"</td> <td>0.16</td> <td>6"</td> <td>1.47</td> </tr> <tr> <td>3"</td> <td>0.37</td> <td>Other</td> <td>radius² * 0.163</td> </tr> </table>	Well Diameter	Multiplier	Well Diameter	Multiplier	1"	0.04	4"	0.65	2"	0.16	6"	1.47	3"	0.37	Other	radius ² * 0.163
Well Diameter	Multiplier	Well Diameter	Multiplier														
1"	0.04	4"	0.65														
2"	0.16	6"	1.47														
3"	0.37	Other	radius ² * 0.163														

Time	Temp (°F or °C)	pH	Cond. (mS or μS)	Turbidity (NTUs)	Gals. Removed	Observations
1241	19.1	7.06	1213	11	8.0	
1243	18.9	7.06	1189	11	16.0	
1245	18.9	7.01	1187	8	24.0	

Did well dewater? Yes <u>No</u>	Gallons actually evacuated: 24.0	
Sampling Date: 4/24/15	Sampling Time: 1250	Depth to Water: 7.98
Sample I.D.: mw-2	Laboratory: Kiff CalScience	Other: ACCUTEST
Analyzed for: TPH-G BTEX MTBE TPH-D Oxygenates (5) Other: SEE COL		
EB I.D. (if applicable): @ _____ Time	Duplicate I.D. (if applicable):	
Analyzed for: TPH-G BTEX MTBE TPH-D Oxygenates (5) Other:		
D.O. (if req'd): Pre-purge: 6.27 mg/L	Post-purge: 6.22 mg/L	
O.R.P. (if req'd): Pre-purge: 42 mV	Post-purge: 50 mV	

WELL MONITORING DATA SHEET

Project #: 15-0424-J01	Client: SGT
Sampler: JD	Date: 4-24-15
Well I.D.: MW-5	Well Diameter: 2 3 (4) 6 8
Total Well Depth (TD): 20.06	Depth to Water (DTW): 7.00
Depth to Free Product: —	Thickness of Free Product (feet): —
Referenced to: PVC Grade	D.O. Meter (if req'd): YSI HACH
DTW with 80% Recharge [(Height of Water Column x 0.20) + DTW]: 9.61	

Purge Method: Bailer	Waterra	Sampling Method: Bailer
Disposable Bailer	Peristaltic	Disposable Bailer
Positive Air Displacement	Extraction Pump	Extraction Port
Electric Submersible	Other _____	Dedicated Tubing
Other: _____		

$8.5 \text{ (Gals.)} \times 3 = 25.5 \text{ Gals.}$
I Case Volume Specified Volumes Calculated Volume

Well Diameter	Multiplier	Well Diameter	Multiplier
1"	0.04	4"	0.65
2"	0.16	6"	1.47
3"	0.37	Other	radius ² * 0.163

Time	Temp (°F or °C)	pH	Cond. (mS or µS)	Turbidity (NTUs)	Gals. Removed	Observations
1640	19.8	7.26	600	12	8.5	
1042	18.7	7.24	595	13	17.0	
1044	18.7	7.22	593	13	25.5	

Did well dewater? Yes No Gallons actually evacuated: 25.5

Sampling Date: 4-24-15 Sampling Time: 1050 Depth to Water: 7.07

Sample I.D.: MW-5 Laboratory: Kiff CalScience Other: Acute/Ch

Analyzed for: TPH-G BTEX MTBE TPH-D Oxygenates (5) Other: See COC

EB I.D. (if applicable): @ _____ Time Duplicate I.D. (if applicable): _____

Analyzed for: TPH-G BTEX MTBE TPH-D Oxygenates (5) Other: _____

D.O. (if req'd):	Pre-purge:	1.61 mg/L	Post-purge:	1.09 mg/L
O.R.P. (if req'd):	Pre-purge:	-71 mV	Post-purge:	-58 mV

WELL MONITORING DATA SHEET

Project #: 150424-Jol	Client: SGT
Sampler: JO	Date: 4-24-15
Well I.D.: MW-6	Well Diameter: <u>(2)</u> 3 4 6 8
Total Well Depth (TD): 16.34	Depth to Water (DTW): 8.11
Depth to Free Product: _____	Thickness of Free Product (feet): _____
Referenced to: <u>(PVC)</u> Grade	D.O. Meter (if req'd): <u>(YSI)</u> HACH
DTW with 80% Recharge [(Height of Water Column x 0.20) + DTW]: 9.75	

Purge Method: (Bailer) Disposable Bailer Positive Air Displacement Electric Submersible

Waterra Peristaltic Extraction Pump Other _____

Sampling Method: (Bailer) Disposable Bailer Extraction Port Dedicated Tubing

Other: _____

Well Diameter	Multiplier	Well Diameter	Multiplier
1"	0.04	4"	0.65
2"	0.16	6"	1.47
3"	0.37	Other	radius ² * 0.163

1.3 (Gals.) X 3 = 3.9 Gals.
1 Case Volume Specified Volumes Calculated Volume

Time	Temp (°F or °C)	pH	Cond. (mS or µS)	Turbidity (NTUs)	Gals. Removed	Observations
1153	18.6	6.71	1602	191	1.3	
1156	18.7	6.72	1604	184	2.6	
1159	18.7	6.73	1607	187	3.1	

Did well dewater? Yes No Gallons actually evacuated: 3.9

Sampling Date: 4-24-15 Sampling Time: 1205 Depth to Water: 8.36

Sample I.D.: MW-6 Laboratory: Kiff CalScience Other (Acetest)

Analyzed for: TPH-G BTEX MTBE TPH-D Oxygenates (5) Other: (SOL CO)

EB I.D. (if applicable): @ Time Duplicate I.D. (if applicable):

Analyzed for: TPH-G BTEX MTBE TPH-D Oxygenates (5) Other:

D.O. (if req'd):	Pre-purge:	1.14 mg/L	Post-purge:	1.30 mg/L
O.R.P. (if req'd):	Pre-purge:	-84 mV	Post-purge:	-90 mV

WELL MONITORING DATA SHEET

Project #: 150424-501	Client: SUTE
Sampler: SD	Date: 4-24-15
Well I.D.: MW-27 MW-7	Well Diameter: (2) 3 4 6 8
Total Well Depth (TD): 27.7	Depth to Water (DTW): 8.21
Depth to Free Product: -	Thickness of Free Product (feet): -
Referenced to: (PVC) Grade	D.O. Meter (if req'd): (YSI) HACH
DTW with 80% Recharge [(Height of Water Column x 0.20) + DTW]: 11.99	

Purge Method: Bailer Waterra Sampling Method: Bailer
 Disposable Bailer Peristaltic Disposable Bailer
 Positive Air Displacement Extraction Pump Extraction Port
 Electric Submersible Other _____ Dedicated Tubing

Other: _____

$\frac{3.0 \text{ (Gals.)} \times 3}{\text{Specified Volumes}} = \text{Calculated Volume}$	<table border="1" style="width: 100%; border-collapse: collapse; font-size: small;"> <thead> <tr> <th>Well Diameter</th> <th>Multiplier</th> <th>Well Diameter</th> <th>Multiplier</th> </tr> </thead> <tbody> <tr> <td>1"</td> <td>0.04</td> <td>4"</td> <td>0.65</td> </tr> <tr> <td>2"</td> <td>0.16</td> <td>6"</td> <td>1.47</td> </tr> <tr> <td>3"</td> <td>0.37</td> <td>Other</td> <td>radius² * 0.163</td> </tr> </tbody> </table>	Well Diameter	Multiplier	Well Diameter	Multiplier	1"	0.04	4"	0.65	2"	0.16	6"	1.47	3"	0.37	Other	radius ² * 0.163
Well Diameter	Multiplier	Well Diameter	Multiplier														
1"	0.04	4"	0.65														
2"	0.16	6"	1.47														
3"	0.37	Other	radius ² * 0.163														

Time	Temp (°F or °C)	pH	Cond. (mS or µS)	Turbidity (NTUs)	Gals. Removed	Observations
1125	18.6	7.21	946	394	3.0	
1129	18.7	7.16	944	296	6.0	
1133	18.7	7.17	943	229	9.0	

Did well dewater? Yes No Gallons actually evacuated: 9.0

Sampling Date: 4-24-15 Sampling Time: 1146 Depth to Water: 8.30

Sample I.D.: MW-7 Laboratory: Kiff CalScience Other: Acetest

Analyzed for: TPH-G BTEX MTBE TPH-D Oxygenates (5) Other: See cal

EB I.D. (if applicable): @ Time Duplicate I.D. (if applicable):

Analyzed for: TPH-G BTEX MTBE TPH-D Oxygenates (5) Other:

D.O. (if req'd):	Pre-purge:	0.71 mg/L	Post-purge:	0.58 mg/L
------------------	------------	-----------	-------------	-----------

O.R.P. (if req'd):	Pre-purge:	69 mV	Post-purge:	60 mV
--------------------	------------	-------	-------------	-------

WELL MONITORING DATA SHEET

Project #: 150424-J01	Client: SGT
Sampler: SD	Date: 4-24-15
Well I.D.: MW-9	Well Diameter: (2) 3 4 6 8
Total Well Depth (TD): 16.85	Depth to Water (DTW): 7.30
Depth to Free Product: -	Thickness of Free Product (feet): -
Referenced to: PVC Grade	D.O. Meter (if req'd): YSI HACH
DTW with 80% Recharge [(Height of Water Column x 0.20) + DTW]: 9.21	

Purge Method: Bailer Waterra Sampling Method: Bailer
 Disposable Bailer Peristaltic Disposable Bailer
 Positive-Air Displacement Extraction Pump Extraction Port
 Electric Submersible Other _____ Dedicated Tubing

Other: _____

Well Diameter	Multiplier	Well Diameter	Multiplier
1"	0.04	4"	0.65
2"	0.16	6"	1.47
3"	0.37	Other	radius ² * 0.163

1.5 (Gals.) X 3 = 4.5 Gals.
 1 Case Volume Specified Volumes Calculated Volume

Time	Temp (°F or °C)	pH	Cond. (mS or µS)	Turbidity (NTUs)	Gals. Removed	Observations
1215	18.8	7.19	1091	>1000	1.5	
1218	18.8	7.18	1093	>1000	3.0	
1221	18.8	7.18	1094	>1000	4.5	

Did well dewater? Yes No Gallons actually evacuated: 4.5

Sampling Date: 4-24-15 Sampling Time: 1225 Depth to Water: 7.35

Sample I.D.: MW-9 Laboratory: Kiff CalScience Other AcuTest

Analyzed for: TPH-G BTEX MTBE TPH-D Oxygenates (5) Other: see cor

EB I.D. (if applicable): @ Time Duplicate I.D. (if applicable):

Analyzed for: TPH-G BTEX MTBE TPH-D Oxygenates (5) Other:

D.O. (if req'd):	Pre-purge:	0.81 mg/L	Post-purge:	0.73 mg/L
O.R.P. (if req'd):	Pre-purge:	53 mV	Post-purge:	17 mV

WELL MONITORING DATA SHEET

Project #: 150424-101	Client: SGI
Sampler: 10	Date: 4-24-15
Well I.D.: MW-10	Well Diameter: (2) 3 4 6 8
Total Well Depth (TD): 21.35	Depth to Water (DTW): 6.82
Depth to Free Product: -	Thickness of Free Product (feet): -
Referenced to: PVC Grade	D.O. Meter (if req'd): YSI HACH
DTW with 80% Recharge [(Height of Water Column x 0.20) + DTW]: 9.77	

Purge Method: Bailer Waterra Sampling Method: Bailer
 Disposable Bailer Peristaltic Disposable Bailer
 Positive Air Displacement Extraction Pump Extraction Port
 Electric Submersible Other _____ Dedicated Tubing

Other: _____

2.3 (Gals.) X 3 = 6.9 Gals.
 I Case Volume Specified Volumes Calculated Volume

Well Diameter	Multiplier	Well Diameter	Multiplier
1"	0.04	4"	0.65
2"	0.16	6"	1.47
3"	0.37	Other	radius ² * 0.163

Time	Temp (°F or °C)	pH	Cond. (mS or µS)	Turbidity (NTUs)	Gals. Removed	Observations
0926	19.6	7.02	920	71000	2.3	Brony / clay
0927	19.7	7.10	910	>1000	4.6	" "
0928	19.7	7.14	917	>1000	6.9	" "
3:00us	2x1L	AGB				

Did well dewater? Yes No Gallons actually evacuated: 6.9

Sampling Date: 4-24-15 Sampling Time: 0935 Depth to Water: 7.01

Sample I.D.: MW-10 Laboratory: Kiff CalScience Other: Acetest

Analyzed for: TPH-G BTEX MTBE TPH-D Oxygenates (5) Other: see cor

EB I.D. (if applicable): @ _____ Time Duplicate I.D. (if applicable):

Analyzed for: TPH-G BTEX MTBE TPH-D Oxygenates (5) Other:

D.O. (if req'd):	Pre-purge:	1.76 mg/L	Post-purge:	1.88 mg/L
O.R.P. (if req'd):	Pre-purge:	94 mV	Post-purge:	86 mV

WELL MONITORING DATA SHEET

Project #: 150424-101	Client: SGI
Sampler: Jo	Date: 4-24-15
Well I.D.: MW-11	Well Diameter: ② 3 4 6 8
Total Well Depth (TD): 19.38	Depth to Water (DTW): 7.22
Depth to Free Product:	Thickness of Free Product (feet):
Referenced to: PVC Grade	D.O. Meter (if req'd): YSI HACH
DTW with 80% Recharge [(Height of Water Column x 0.20) + DTW]: 9.65	

Purge Method: Bailer Disposable Bailer Positive Air Displacement Electric Submersible

Water: Werra Peristaltic Extraction Pump Other _____

Sampling Method: Bailer Disposable Bailer Extraction Port Dedicated Tubing

Other: _____

1.9 (Gals.) X 3 = 5.7 Gals.
1 Case Volume Specified Volumes Calculated Volume

Well Diameter	Multiplier	Well Diameter	Multiplier
1"	0.04	4"	0.65
2"	0.16	6"	1.47
3"	0.37	Other	radius ² * 0.163

Time	Temp (°F or °C)	pH	Cond. (mS or μS)	Turbidity (NTUs)	Gals. Removed	Observations
1010	18.1	7.24	606	429	1.9	
1011	18.1	7.21	594	379	3.8	
1012	18.1	7.22	591	370	5.7	

Did well dewater? Yes No Gallons actually evacuated: 5.7

Sampling Date: 4-24-15 Sampling Time: 1020 Depth to Water: 7.36

Sample I.D.: MW-11 Laboratory: Kiff CalScience Other Acutus

Analyzed for: TPH-G BTEX MTBE TPH-D Oxygenates (5) Other: See COC

EB I.D. (if applicable): @ _____ Time Duplicate I.D. (if applicable):

Analyzed for: TPH-G BTEX MTBE TPH-D Oxygenates (5) Other:

D.O. (if req'd):	Pre-purge:	1.00 mg/L	Post-purge:	0.87 mg/L
O.R.P. (if req'd):	Pre-purge:	-30 mV	Post-purge:	-36 mV

WELL MONITORING DATA SHEET

Project #: 150424-101	Client: SGI
Sampler: CR	Date: 4/24/15
Well I.D.: MW-12	Well Diameter: 2 3 4 6 8 _____
Total Well Depth (TD): 19.52	Depth to Water (DTW): 8.68
Depth to Free Product: _____	Thickness of Free Product (feet): _____
Referenced to: (PVC) Grade	D.O. Meter (if req'd): (YSI) HACH
DTW with 80% Recharge [(Height of Water Column x 0.20) + DTW]: 10.85	

Purge Method: Bailer Disposable Bailer Positive Air Displacement Electric Submersible	Waterra Peristaltic Extraction Pump Other _____	Sampling Method: Bailer Disposable Bailer Extraction Port Dedicated Tubing Other: _____
------------------------------------------------------------------------------------------------	----------------------------------------------------------	-----------------------------------------------------------------------------------------------------

$1.7 \text{ (Gals.)} \times 3 \text{ Specified Volumes} = 5.1 \text{ Gals. Calculated Volume}$	<table border="1" style="width:100%; border-collapse: collapse;"> <thead> <tr> <th>Well Diameter</th><th>Multiplier</th><th>Well Diameter</th><th>Multiplier</th></tr> </thead> <tbody> <tr> <td>1"</td><td>0.04</td><td>4"</td><td>0.65</td></tr> <tr> <td>2"</td><td>0.16</td><td>6"</td><td>1.47</td></tr> <tr> <td>3"</td><td>0.37</td><td>Other</td><td>radius² * 0.163</td></tr> </tbody> </table>	Well Diameter	Multiplier	Well Diameter	Multiplier	1"	0.04	4"	0.65	2"	0.16	6"	1.47	3"	0.37	Other	radius ² * 0.163
Well Diameter	Multiplier	Well Diameter	Multiplier														
1"	0.04	4"	0.65														
2"	0.16	6"	1.47														
3"	0.37	Other	radius ² * 0.163														

Time	Temp (°F or °C)	pH	Cond. (mS or µS)	Turbidity (NTUs)	Gals. Removed	Observations
1208	18.8	6.94	1152	7100	1.7	
1203	18.8	6.89	1159	7100	3.4	
1217	18.8	6.87	1163	7100	5.1	

Did well dewater? Yes No Gallons actually evacuated: 5.1

Sampling Date: 4/24/15 Sampling Time: 1220 Depth to Water: 8.74

Sample I.D.: MW-12 Laboratory: Kiff CalScience Other Accutest

Analyzed for: TPH-G BTEX MTBE TPH-D Oxygenates (5) Other CEE COE

EB I.D. (if applicable): @ Time Duplicate I.D. (if applicable):

Analyzed for: TPH-G BTEX MTBE TPH-D Oxygenates (5) Other:

D.O. (if req'd):	Pre-purge: 0.63 mg/L	Post-purge: 0.42 mg/L
O.R.P. (if req'd):	Pre-purge: 18 mV	Post-purge: 23 mV

WELL MONITORING DATA SHEET

Project #: 150424-001	Client: SGI
Sampler: C12	Date: 4/24/15
Well I.D.: E-3	Well Diameter: <u>2</u> 3 4 6 8
Total Well Depth (TD): 18.22	Depth to Water (DTW): 8.20
Depth to Free Product: —	Thickness of Free Product (feet): —
Referenced to: <u>PVC</u> Grade	D.O. Meter (if req'd): <u>YSI</u> HACH
DTW with 80% Recharge [(Height of Water Column x 0.20) + DTW]: 10.20	

Purge Method: Bailer <u>Disposable Bailer</u> Positive Air Displacement Electric Submersible	Waterra Peristaltic Extraction Pump Other _____	Sampling Method: Bailer <u>Disposable Bailer</u> Extraction Port Dedicated Tubing Other: _____
-------------------------------------------------------------------------------------------------------	----------------------------------------------------------	------------------------------------------------------------------------------------------------------------

$1.6 \text{ (Gals.)} \times 3 = 4.8 \text{ Gals.}$ 1 Case Volume Specified Volumes Calculated Volume	<table style="width: 100%; border-collapse: collapse;"> <thead> <tr> <th style="text-align: left;">Well Diameter</th> <th style="text-align: left;">Multiplier</th> <th style="text-align: left;">Well Diameter</th> <th style="text-align: left;">Multiplier</th> </tr> </thead> <tbody> <tr> <td>1"</td> <td>0.04</td> <td>4"</td> <td>0.65</td> </tr> <tr> <td>2"</td> <td>0.16</td> <td>6"</td> <td>1.47</td> </tr> <tr> <td>3"</td> <td>0.37</td> <td>Other</td> <td>radius² * 0.163</td> </tr> </tbody> </table>	Well Diameter	Multiplier	Well Diameter	Multiplier	1"	0.04	4"	0.65	2"	0.16	6"	1.47	3"	0.37	Other	radius ² * 0.163
Well Diameter	Multiplier	Well Diameter	Multiplier														
1"	0.04	4"	0.65														
2"	0.16	6"	1.47														
3"	0.37	Other	radius ² * 0.163														

Time	Temp (°F or °C)	pH	Cond. (mS or <u>µS</u>)	Turbidity (NTUs)	Gals. Removed	Observations
1141	18.7	6.70	1442	264	1.6	
1144	18.8	6.65	1398	303	3.2	
1148	18.8	6.64	1395	311	4.8	

Did well dewater? Yes <input type="checkbox"/> No <input checked="" type="checkbox"/>	Gallons actually evacuated: 4.8	
Sampling Date: 4/24/15	Sampling Time: 1150	Depth to Water: 8.27
Sample I.D.: E-3	Laboratory: Kiff CalScience	<u>Other ACCU7657</u>
Analyzed for: TPH-G BTEX MTBE TPH-D Oxygenates (5)	<u>Other CEE LOC</u>	
EB I.D. (if applicable): @ _____ Time	Duplicate I.D. (if applicable):	
Analyzed for: TPH-G BTEX MTBE TPH-D Oxygenates (5)	Other:	
D.O. (if req'd): Pre-purge: 0.70 mg/L	Post-purge: 0.71 mg/L	
O.R.P. (if req'd): Pre-purge: -11 mV	Post-purge: -51 mV	

WELL MONITORING DATA SHEET

Project #: 150424-201	Client: SWI
Sampler: CU	Date: 4/24/15
Well I.D.: E-5	Well Diameter: (2) 3 4 6 8 _____
Total Well Depth (TD): 17.91	Depth to Water (DTW): 8.10
Depth to Free Product: _____	Thickness of Free Product (feet): _____
Referenced to: PVC Grade	D.O. Meter (if req'd): YSI HACH
DTW with 80% Recharge [(Height of Water Column x 0.20) + DTW]: 10.06	

Purge Method: Bailer Disposable Bailer Positive Air Displacement Electric Submersible	Waterra Peristaltic Extraction Pump Other _____	Sampling Method: Bailer Disposable Bailer Extraction Port Dedicated Tubing Other: _____
------------------------------------------------------------------------------------------------	----------------------------------------------------------	-----------------------------------------------------------------------------------------------------

Well Diameter	Multiplier	Well Diameter	Multiplier
1"	0.04	4"	0.65
2"	0.16	6"	1.47
3"	0.37	Other	radius ² * 0.163

1.6 (Gals.) X 3 = 4.8 Gals.
 I Case Volume Specified Volumes Calculated Volume

Time	Temp (°F or °C)	pH	Cond. (mS or µS)	Turbidity (NTUs)	Gals. Removed	Observations
1112	19.5	6.68	1274	208	1.6	LOWRY
1116	19.7	6.64	1244	223	3.2	↓
1120	19.4	6.62	1240	247	4.8	

Did well dewater? Yes <input type="checkbox"/> No <input checked="" type="checkbox"/>		Gallons actually evacuated: 4.8	
Sampling Date: 4/24/15		Sampling Time: 1125	
Depth to Water: 8.14		Sample I.D.: E-5	
Laboratory: Kiff CalScience		Other: ACCUTEST	
Analyzed for: TPH-G BTEX MTBE TPH-D Oxygenates (5)		Other: SEE COC	
EB I.D. (if applicable): @ Time		Duplicate I.D. (if applicable):	
Analyzed for: TPH-G BTEX MTBE TPH-D Oxygenates (5)		Other:	
D.O. (if req'd): Pre-purge:	0.29 mg/L	Post-purge:	0.29 mg/L
O.R.P. (if req'd): Pre-purge:	9 mV	Post-purge:	-44 mV

WELL MONITORING DATA SHEET

Project #: 150424-901	Client: SGI
Sampler: C12	Date: 4/24/15
Well I.D.: E-6	Well Diameter: (2) 3 4 6 8
Total Well Depth (TD): 19.04	Depth to Water (DTW): 9.15
Depth to Free Product: —	Thickness of Free Product (feet): —
Referenced to: PVE Grade	D.O. Meter (if req'd): YSI HACH
DTW with 80% Recharge [(Height of Water Column x 0.20) + DTW]: 10.13	

Purge Method: Bailer Disposable Bailer Positive Air Displacement Electric Submersible	Waterra Peristaltic Extraction Pump Other _____	Sampling Method: Bailer Disposable Bailer Extraction Port Dedicated Tubing Other: _____
------------------------------------------------------------------------------------------------	----------------------------------------------------------	-----------------------------------------------------------------------------------------------------

$\underline{1.6} \text{ (Gals.)} \times \underline{3} = \underline{4.8} \text{ Gals.}$ I Case Volume Specified Volumes Calculated Volume	<table style="width: 100%; border-collapse: collapse;"> <thead> <tr> <th style="text-align: left;">Well Diameter</th> <th style="text-align: left;">Multiplier</th> <th style="text-align: left;">Well Diameter</th> <th style="text-align: left;">Multiplier</th> </tr> </thead> <tbody> <tr> <td>1"</td> <td>0.04</td> <td>4"</td> <td>0.65</td> </tr> <tr> <td>2"</td> <td>0.16</td> <td>6"</td> <td>1.47</td> </tr> <tr> <td>3"</td> <td>0.37</td> <td>Other</td> <td>radius² * 0.163</td> </tr> </tbody> </table>	Well Diameter	Multiplier	Well Diameter	Multiplier	1"	0.04	4"	0.65	2"	0.16	6"	1.47	3"	0.37	Other	radius ² * 0.163
Well Diameter	Multiplier	Well Diameter	Multiplier														
1"	0.04	4"	0.65														
2"	0.16	6"	1.47														
3"	0.37	Other	radius ² * 0.163														

Time	Temp (°F or °C)	pH	Cond. (mS or µS)	Turbidity (NTUs)	Gals. Removed	Observations
1042	20.0	7.07	1101	128	1.6	COOL/CLOUDY
1046	20.0	7.04	1097	136	3.2	↓ ↓
1050	20.0	7.03	1094	141	4.8	↓ ↓

Did well dewater? Yes <input checked="" type="radio"/> No <input type="radio"/>	Gallons actually evacuated: 4.8	
Sampling Date: 4/24/15	Sampling Time: 1055	Depth to Water: 9.32
Sample I.D.: E-6	Laboratory: Kiff CalScience	Other: ACCUREST
Analyzed for: TPH-G BTEX MTBE TPH-D Oxygenates (5)	Other: SEE COE	
EB I.D. (if applicable): @ Time	Duplicate I.D. (if applicable):	
Analyzed for: TPH-G BTEX MTBE TPH-D Oxygenates (5)	Other:	
D.O. (if req'd): Pre-purge: 0.83 mg/L	Post-purge: 0.80 mg/L	
O.R.P. (if req'd): Pre-purge: -21 mV	Post-purge: -45 mV	

WELL MONITORING DATA SHEET

Project #: 150424-J01	Client: SGI
Sampler: CR	Date: 4/24/15
Well I.D.: E-7	Well Diameter: (2) 3 4 6 8
Total Well Depth (TD): 18.09	Depth to Water (DTW): 8.20
Depth to Free Product: —	Thickness of Free Product (feet): —
Referenced to: PVE Grade	D.O. Meter (if req'd): YSI HACH
DTW with 80% Recharge [(Height of Water Column x 0.20) + DTW]: 10.19	

Purge Method: Bailer Waterra Sampling Method: Bailer
 Disposable Bailer Peristaltic Disposable Bailer
 Positive Air Displacement Extraction Pump Extraction Port
 Electric Submersible Other _____ Dedicated Tubing

Other: _____

1.6	(Gals.) X	3	=	4.8	Gals.
1 Case Volume		Specified Volumes		Calculated Volume	

Well Diameter	Multiplier	Well Diameter	Multiplier
1"	0.04	4"	0.65
2"	0.16	6"	1.47
3"	0.37	Other	radius ² * 0.163

Time	Temp (°F or °C)	pH	Cond. (mS or µS)	Turbidity (NTUs)	Gals. Removed	Observations
1015	20.2	7.08	2002	7100	1.6	DARK GRAY
1019	20.2	7.06	2014	7100	3.2	↓
1023	20.2	7.03	2019	7100	4.8	

Did well dewater? Yes No Gallons actually evacuated: 4.8

Sampling Date: 4/24/15 Sampling Time: 1025 Depth to Water: 8.30

Sample I.D.: E-7 Laboratory: Kiff CalScience Other: ACCU7687

Analyzed for: TPH-G BTEX MTBE TPH-D Oxygenates (5) Other: SEE COC

EB I.D. (if applicable): @ Time Duplicate I.D. (if applicable):

Analyzed for: TPH-G BTEX MTBE TPH-D Oxygenates (5) Other:

D.O. (if req'd):	Pre-purge:	0.47 mg/L	Post-purge:	0.47 mg/L
O.R.P. (if req'd):	Pre-purge:	61 mV	Post-purge:	-19 mV

WELL MONITORING DATA SHEET

Project #: 150424-J01	Client: SGI
Sampler: CR	Date: 4/24/18
Well I.D.: E-9	Well Diameter: (2) 3 4 6 8
Total Well Depth (TD): 17.84	Depth to Water (DTW): 8.21
Depth to Free Product: _____	Thickness of Free Product (feet): _____
Referenced to: (PVC) Grade	D.O. Meter (if req'd): (YSI) HACH
DTW with 80% Recharge [(Height of Water Column x 0.20) + DTW]: 10.14	

Purge Method: Bailer Waterra Sampling Method: Bailer
 Disposable Bailer Peristaltic Disposable Bailer
 Positive Air Displacement Extraction Pump Extraction Port
 Electric Submersible Other _____ Dedicated Tubing

Other: _____

1.5 (Gals.) X 3 = 4.5 Gals.
 I Case Volume Specified Volumes Calculated Volume

Well Diameter	Multiplier	Well Diameter	Multiplier
1"	0.04	4"	0.65
2"	0.16	6"	1.47
3"	0.37	Other	radius ² * 0.163

Time	Temp (°F or °C)	pH	Cond. (mS or µS)	Turbidity (NTUs)	Gals. Removed	Observations
0952	17.8	7.47	1363	71000	1.5	HEAVY SLEEN / ODOOR
0956	17.8	7.45	1360	71000	3.0	↓ ↓
0959	19.8	7.43	1359	71000	4.5	↓ ↓

Did well dewater? Yes No Gallons actually evacuated: 4.5

Sampling Date: 4/24/18 Sampling Time: 1000 Depth to Water: 8.64

Sample I.D.: E-9 Laboratory: Kiff CalScience Other: Accurest

Analyzed for: TPH-G BTEX MTBE TPH-D Oxygenates (5) Other: See COC

EB I.D. (if applicable): @ Time Duplicate I.D. (if applicable): DUP-1 @ 1005

Analyzed for: TPH-G BTEX MTBE TPH-D Oxygenates (5) Other:

D.O. (if req'd): Pre-purge: 0.60 mg/L	Post-purge: 0.55 mg/L
O.R.P. (if req'd): Pre-purge: 148 mV	Post-purge: 131 mV

WELL MONITORING DATA SHEET

Project #: 150424-301	Client: SGI
Sampler: CK	Date: 4/24/15
Well I.D.: ASIO	Well Diameter: ② 3 4 6 8
Total Well Depth (TD): 32.90	Depth to Water (DTW): 8.03
Depth to Free Product: _____	Thickness of Free Product (feet): _____
Referenced to: (PVC) Grade	D.O. Meter (if req'd): YSI HACH
DTW with 80% Recharge [(Height of Water Column x 0.20) + DTW]: 13.00	

Purge Method: Bailer Disposable Bailer Positive Air Displacement Electric Submersible	Waterra Peristaltic Extraction Pump Other: _____	Sampling Method: Bailer Disposable Bailer Extraction Port Dedicated Tubing Other: _____
------------------------------------------------------------------------------------------------	-----------------------------------------------------------	-----------------------------------------------------------------------------------------------------

4.0 (Gals.) X 3 = 12.0 Gals. I Case Volume Specified Volumes Calculated Volume	<table border="1" style="width: 100%; border-collapse: collapse;"> <thead> <tr> <th>Well Diameter</th> <th>Multiplier</th> <th>Well Diameter</th> <th>Multiplier</th> </tr> </thead> <tbody> <tr> <td>1"</td> <td>0.04</td> <td>4"</td> <td>0.65</td> </tr> <tr> <td>2"</td> <td>0.16</td> <td>6"</td> <td>1.47</td> </tr> <tr> <td>3"</td> <td>0.37</td> <td>Other</td> <td>radius² * 0.163</td> </tr> </tbody> </table>	Well Diameter	Multiplier	Well Diameter	Multiplier	1"	0.04	4"	0.65	2"	0.16	6"	1.47	3"	0.37	Other	radius ² * 0.163
Well Diameter	Multiplier	Well Diameter	Multiplier														
1"	0.04	4"	0.65														
2"	0.16	6"	1.47														
3"	0.37	Other	radius ² * 0.163														

Time	Temp (°F or °C)	pH	Cond. (mS or μS)	Turbidity (NTUs)	Gals. Removed	Observations
0915	19.7	7.09	505	58	4.0	CLEAR
0922	19.7	7.08	563	63	8.0	↓
0930	19.8	7.06	560	55	12.0	

Did well dewater? Yes (No)	Gallons actually evacuated: 12.0	
Sampling Date: 4/24/15	Sampling Time: 0935	Depth to Water: 8.20
Sample I.D.: ASIO	Laboratory: Kiff CalScience	Other: ACCUTECH
Analyzed for: TPH-G BTEX MTBE TPH-D	Oxygenates (5)	Other: SEE COC
EB I.D. (if applicable): @ _____ Time	Duplicate I.D. (if applicable):	
Analyzed for: TPH-G BTEX MTBE TPH-D	Oxygenates (5)	Other:
D.O. (if req'd): Pre-purge: 6.46 mg/L	Post-purge: 0.42 mg/L	
O.R.P. (if req'd): Pre-purge: 178 mV	Post-purge: 172 mV	

WELLHEAD INSPECTION CHECKLIST

Client SGT Date 4-24-15

Site Address 9201 Sun Leandro St Oakland CA

Job Number 150424-501 Technician JD/ct

Well ID	Well Inspected - No Corrective Action Required	Water Bailed From Wellbox	Wellbox Components Cleaned	Cap Replaced	Lock Replaced	Other Action Taken (explain below)	Well Not Inspected (explain below)	Repair Order Submitted
E-5	X							
E-6	X							
E-7	X							
E-8			unable to locate.				X	
E-9						X		
E-10			unable to locate				X	
E-11			unable to locate				X	
E-12			unable to locate				X	
AS-15						X	X	
AS-10						X	X	
AS-MW25						X	X	
AS-MW20						X	X	

NOTES: E-9 -212 Tabs AS-15 -212 Tabs, AS-10 -212 tabs
AS-MW25 -212 Tabs, AS-MW20 -212 Tabs

WELLHEAD INSPECTION CHECKLIST

Client SGI Date 4-24-15
 Site Address 9201 Sun Leandro St - Oakland CA
 Job Number 150424-001 Technician JD

Well ID	Well Inspected - No Corrective Action Required	Water Bailed From Wellbox	Wellbox Components Cleaned	Cap Replaced	Lock Replaced	Other Action Taken (explain below)	Well Not Inspected (explain below)	Repair Order Submitted
MW-1						X	X	
MW-2						X	X	
MW-3						X	X	
MW-4		well covered					X	
MW-5						X	X	
MW-6	X							
MW-7						Y	X	
MW-8		unable to locate.					X	
MW-9	X							
MW-10	X							
MW-11	X							
MW-12						X		
E-1		covered by pipe					X	
E-2		covered by van NO GAS					X	
E-3	X							
E-4	X					X		

NOTES: MW-1 - 2 1/2 Bolt, MW-2 - 1/2 Bolts, MW-3 no lid no cap
well filled w/DA, MW-5 - no lid, MW-7 - 2 1/2 Bolts, MW-12
- 1/2 Tabs E-4 - 2 1/2 Tabs

APPENDIX B
WASTE MANIFESTS

NON-HAZARDOUS WASTE MANIFEST

Please print or type (Form designed for use on elite (12 pitch) typewriter)

NON-HAZARDOUS WASTE MANIFEST		1. Generator's US EPA ID No. N/A	Manifest Document No. WDC 15-00079	2. Page 1 of 1
3. Generator's Name and Mailing Address Precision Cast Parts Corp 4650 SW Macadam Ave Suite 400 Portland OR 97239				
4. Generator's Phone 771-295-2359				
5. Transporter 1 Company Name Woodward Drilling Comp.	6. US EPA ID Number CAL0003576	A. State Transporter's ID 5916		
7. Transporter 2 Company Name		B. Transporter 1 Phone 707-374-4300		
8. US EPA ID Number		C. State Transporter's ID		
9. Designated Facility Name and Site Address WOODWARD DRILLING COMPANY, INC 550 RIVER ROAD RIO VISTA, CA 94571		D. Transporter 2 Phone		
10. US EPA ID Number CAL000355276		E. State Facility's ID		
11. WASTE DESCRIPTION		F. Facility's Phone 707-374-4300		
		12. Containers	13. Total Quantity	14. Unit Wt./Vol.
a.		No.	Type	
NON-HAZ WATER DRUMS				23
b.				55 gal drums
c.				
d.				
G. Additional Descriptions for Materials Listed Above Site location 9201 San Leandro Oakland CA		H. Handling Codes for Wastes Listed Above		
15. Special Handling Instructions and Additional Information				
16. GENERATOR'S CERTIFICATION: I hereby certify that the contents of this shipment are fully and accurately described and are in all respects in proper condition for transport. The materials described on this manifest are not subject to federal hazardous waste regulations.				
Printed/Typed Name J. Smith agent for Source Group				Date 7/6/15
Signature <i>[Signature]</i>				Month Day Year
17. Transporter 1 Acknowledgment of Receipt of Materials		Date		
Printed/Typed Name Juan Licea		Signature <i>[Signature]</i>		
18. Transporter 2 Acknowledgment of Receipt of Materials		Date 7/7/15		
Printed/Typed Name		Signature		
19. Discrepancy Indication Space		Date		
20. Facility Owner or Operator; Certification of receipt of the waste materials covered by this manifest, except as noted in item 19.		Date 7/12/15		
Printed/Typed Name Judie Smith		Signature <i>[Signature]</i>		

NON-HAZARDOUS WASTE

GENERATOR

TRANSPORTER

FACILITY

APPENDIX C

LABORATORY ANALYTICAL DATA

Technical Report for

The Source Group

T0600101592-9201 San Leandro Street, Oakland CA

PACO PUMPS

Accutest Job Number: C39543

Sampling Date: 04/24/15

Report to:

The Source Group
3478 Buskirk Ave Suite 100
Pleasant Hill, CA 94523
pjorgensen@thesourcegroup.net

ATTN: Paisha Jorgensen

Total number of pages in report: **127**



Test results contained within this data package meet the requirements of the National Environmental Laboratory Accreditation Program and/or state specific certification programs as applicable.



James J. Rhudy
Lab Director

Client Service contact: Tony Vega 408-588-0200

Certifications: CA (ELAP 2910) AK (UST-092) AZ (AZ0762) NV (CA00150) OR (CA300006) WA (C925)
DoD ELAP (L-A-B L2242)

This report shall not be reproduced, except in its entirety, without the written approval of Accutest Laboratories.
Test results relate only to samples analyzed.

Table of Contents

-1-

Section 1: Sample Summary	3
Section 2: Summary of Hits	5
Section 3: Sample Results	9
3.1: C39543-1: MW-1	10
3.2: C39543-2: MW-2	11
3.3: C39543-3: MW-5	12
3.4: C39543-4: MW-6	13
3.5: C39543-5: MW-7	17
3.6: C39543-6: MW-9	18
3.7: C39543-7: MW-10	22
3.8: C39543-8: MW-11	26
3.9: C39543-9: MW-12	30
3.10: C39543-10: E-3	34
3.11: C39543-11: E-5	38
3.12: C39543-12: E-6	42
3.13: C39543-13: E-7	46
3.14: C39543-14: E-9	50
3.15: C39543-15: AS-1D	54
3.16: C39543-16: DUP-1	58
3.17: C39543-17: TB-1	62
Section 4: Misc. Forms	65
4.1: Chain of Custody	66
Section 5: GC/MS Volatiles - QC Data Summaries	69
5.1: Method Blank Summary	70
5.2: Blank Spike/Blank Spike Duplicate Summary	86
5.3: Laboratory Control Sample Summary	102
5.4: Matrix Spike/Matrix Spike Duplicate Summary	108
Section 6: GC Semi-volatiles - QC Data Summaries	124
6.1: Method Blank Summary	125
6.2: Blank Spike/Blank Spike Duplicate Summary	126
6.3: Matrix Spike/Matrix Spike Duplicate Summary	127

1

2

3

4

5

6



Sample Summary

The Source Group

Job No: C39543

T0600101592-9201 San Leandro Street, Oakland CA
 Project No: PACO PUMPS

Sample Number	Collected		Received	Matrix		Client Sample ID
	Date	Time By		Code	Type	
C39543-1	04/24/15	11:05 JO	04/24/15	AQ	Ground Water	MW-1
C39543-2	04/24/15	12:50 JO	04/24/15	AQ	Ground Water	MW-2
C39543-3	04/24/15	10:50 JO	04/24/15	AQ	Ground Water	MW-5
C39543-4	04/24/15	12:50 JO	04/24/15	AQ	Ground Water	MW-6
C39543-5	04/24/15	11:40 JO	04/24/15	AQ	Ground Water	MW-7
C39543-6	04/24/15	12:25 JO	04/24/15	AQ	Ground Water	MW-9
C39543-7	04/24/15	09:35 JO	04/24/15	AQ	Ground Water	MW-10
C39543-8	04/24/15	10:20 JO	04/24/15	AQ	Ground Water	MW-11
C39543-9	04/24/15	12:20 JO	04/24/15	AQ	Ground Water	MW-12
C39543-10	04/24/15	11:50 JO	04/24/15	AQ	Ground Water	E-3
C39543-11	04/24/15	11:25 JO	04/24/15	AQ	Ground Water	E-5
C39543-12	04/24/15	10:55 JO	04/24/15	AQ	Ground Water	E-6
C39543-13	04/24/15	10:25 JO	04/24/15	AQ	Ground Water	E-7



Sample Summary (continued)

The Source Group

Job No: C39543

T0600101592-9201 San Leandro Street, Oakland CA
Project No: PACO PUMPS

Sample Number	Collected Date	Time By	Received	Matrix Code	Type	Client Sample ID
C39543-14	04/24/15	10:00 JO	04/24/15	AQ	Ground Water	E-9
C39543-15	04/24/15	09:35 JO	04/24/15	AQ	Ground Water	AS-1D
C39543-16	04/24/15	10:05 JO	04/24/15	AQ	Ground Water	DUP-1
C39543-17	04/24/15	07:00 JO	04/24/15	AQ	Trip Blank Water	TB-1

Summary of Hits

Job Number: C39543
Account: The Source Group
Project: T0600101592-9201 San Leandro Street, Oakland CA
Collected: 04/24/15

Lab Sample ID	Client Sample ID	Result/ Qual	RL	MDL	Units	Method
C39543-1		MW-1				
TPH (Diesel) ^a		0.247	0.094	0.047	mg/l	SW846 8015B M
TPH (Motor Oil)		0.456	0.19	0.094	mg/l	SW846 8015B M
C39543-2		MW-2				
TPH (Diesel) ^a		0.252	0.099	0.050	mg/l	SW846 8015B M
TPH (Motor Oil)		0.465	0.20	0.099	mg/l	SW846 8015B M
C39543-3		MW-5				
TPH (Diesel) ^a		0.251	0.10	0.050	mg/l	SW846 8015B M
TPH (Motor Oil)		0.332	0.20	0.10	mg/l	SW846 8015B M
C39543-4		MW-6				
Benzene		1160	20	4.0	ug/l	SW846 8260B
sec-Butylbenzene		7.1 J	20	2.0	ug/l	SW846 8260B
tert-Butylbenzene		14.4 J	20	2.8	ug/l	SW846 8260B
1,2-Dichloroethane		4.9 J	10	2.0	ug/l	SW846 8260B
Ethylbenzene		64.5	10	2.0	ug/l	SW846 8260B
Isopropylbenzene		15.6	10	2.0	ug/l	SW846 8260B
p-Isopropyltoluene		3.5 J	20	2.0	ug/l	SW846 8260B
Naphthalene		50.8	50	5.0	ug/l	SW846 8260B
n-Propylbenzene		39.4	20	2.0	ug/l	SW846 8260B
Tert-Butyl Alcohol		39.5 J	100	24	ug/l	SW846 8260B
1,2,4-Trimethylbenzene		38.0	20	2.0	ug/l	SW846 8260B
1,3,5-Trimethylbenzene		37.3	20	2.0	ug/l	SW846 8260B
Toluene		53.0	10	2.0	ug/l	SW846 8260B
Xylene (total)		60.3	20	4.6	ug/l	SW846 8260B
TPH-GRO (C6-C10)		5990	500	250	ug/l	SW846 8260B
TPH (Diesel) ^b		2.45	0.29	0.15	mg/l	SW846 8015B M
TPH (Motor Oil)		0.566 J	0.59	0.29	mg/l	SW846 8015B M
C39543-5		MW-7				
TPH (Diesel) ^a		0.622	0.10	0.050	mg/l	SW846 8015B M
TPH (Motor Oil) ^c		0.795	0.20	0.10	mg/l	SW846 8015B M
C39543-6		MW-9				
1,2-Dichloroethane ^d		0.71 J	1.0	0.20	ug/l	SW846 8260B
Methyl Tert Butyl Ether ^d		1.1	1.0	0.20	ug/l	SW846 8260B
TPH (Diesel) ^a		0.115	0.10	0.050	mg/l	SW846 8015B M

Summary of Hits

Job Number: C39543
Account: The Source Group
Project: T0600101592-9201 San Leandro Street, Oakland CA
Collected: 04/24/15

2

Lab Sample ID	Client Sample ID	Result/ Qual	RL	MDL	Units	Method
TPH (Motor Oil)		0.126 J	0.20	0.10	mg/l	SW846 8015B M
C39543-7	MW-10					
TPH (Diesel) ^a		0.0759 J	0.10	0.050	mg/l	SW846 8015B M
C39543-8	MW-11					
TPH (Diesel) ^a		0.435	0.094	0.047	mg/l	SW846 8015B M
TPH (Motor Oil)		0.323	0.19	0.094	mg/l	SW846 8015B M
C39543-9	MW-12					
1,2-Dichloroethane		0.27 J	1.0	0.20	ug/l	SW846 8260B
Methyl Tert Butyl Ether		0.20 J	1.0	0.20	ug/l	SW846 8260B
TPH (Diesel) ^a		0.0599 J	0.095	0.048	mg/l	SW846 8015B M
C39543-10	E-3					
1,2-Dichloroethane		0.36 J	1.0	0.20	ug/l	SW846 8260B
Methyl Tert Butyl Ether		0.31 J	1.0	0.20	ug/l	SW846 8260B
TPH-GRO (C6-C10)		48.6 J	50	25	ug/l	SW846 8260B
TPH (Motor Oil)		416	77	38	mg/l	SW846 8015B M
C39543-11	E-5					
Acetone		4.6 J	20	4.0	ug/l	SW846 8260B
Methyl Tert Butyl Ether		0.45 J	1.0	0.20	ug/l	SW846 8260B
TPH (Motor Oil)		26.3	4.0	2.0	mg/l	SW846 8015B M
C39543-12	E-6					
Acetone		6.6 J	20	4.0	ug/l	SW846 8260B
tert-Butylbenzene		1.8 J	2.0	0.28	ug/l	SW846 8260B
Isopropylbenzene		0.25 J	1.0	0.20	ug/l	SW846 8260B
Methyl Tert Butyl Ether		0.35 J	1.0	0.20	ug/l	SW846 8260B
n-Propylbenzene		0.32 J	2.0	0.20	ug/l	SW846 8260B
TPH-GRO (C6-C10)		233	50	25	ug/l	SW846 8260B
TPH (Motor Oil)		2.39	0.38	0.19	mg/l	SW846 8015B M
C39543-13	E-7					
Acetone		8.5 J	20	4.0	ug/l	SW846 8260B
Benzene		16.1	1.0	0.20	ug/l	SW846 8260B
n-Butylbenzene		0.30 J	2.0	0.20	ug/l	SW846 8260B

Summary of Hits

Job Number: C39543
Account: The Source Group
Project: T0600101592-9201 San Leandro Street, Oakland CA
Collected: 04/24/15

Lab Sample ID Analyte	Client Sample ID	Result/ Qual	RL	MDL	Units	Method
sec-Butylbenzene		0.24 J	2.0	0.20	ug/l	SW846 8260B
tert-Butylbenzene		1.7 J	2.0	0.28	ug/l	SW846 8260B
1,2-Dichloroethane		1.7	1.0	0.20	ug/l	SW846 8260B
Ethylbenzene		0.53 J	1.0	0.20	ug/l	SW846 8260B
Isopropylbenzene		1.0	1.0	0.20	ug/l	SW846 8260B
Methyl Tert Butyl Ether		0.59 J	1.0	0.20	ug/l	SW846 8260B
Naphthalene		1.0 J	5.0	0.50	ug/l	SW846 8260B
n-Propylbenzene		1.5 J	2.0	0.20	ug/l	SW846 8260B
Tert-Butyl Alcohol		14.0	10	2.4	ug/l	SW846 8260B
1,2,4-Trimethylbenzene		3.9	2.0	0.20	ug/l	SW846 8260B
Toluene		1.4	1.0	0.20	ug/l	SW846 8260B
Xylene (total)		7.3	2.0	0.46	ug/l	SW846 8260B
TPH-GRO (C6-C10)		524	50	25	ug/l	SW846 8260B
TPH (Motor Oil)		11.4	1.9	0.95	mg/l	SW846 8015B M

C39543-14 E-9

Benzene		2150	50	10	ug/l	SW846 8260B
sec-Butylbenzene		16.8 J	100	10	ug/l	SW846 8260B
Ethylbenzene		194	50	10	ug/l	SW846 8260B
Isopropylbenzene		35.3 J	50	10	ug/l	SW846 8260B
p-Isopropyltoluene		16.8 J	100	10	ug/l	SW846 8260B
Naphthalene		466	250	25	ug/l	SW846 8260B
n-Propylbenzene		48.7 J	100	10	ug/l	SW846 8260B
1,2,3-Trichloropropane		22.0 J	100	10	ug/l	SW846 8260B
1,2,4-Trimethylbenzene		4750	100	10	ug/l	SW846 8260B
1,3,5-Trimethylbenzene		1110	100	10	ug/l	SW846 8260B
Toluene		626	50	10	ug/l	SW846 8260B
Xylene (total)		3670	100	23	ug/l	SW846 8260B
TPH-GRO (C6-C10)		25700	2500	1300	ug/l	SW846 8260B
TPH (Diesel) ^b		250	29	14	mg/l	SW846 8015B M

C39543-15 AS-1D

TPH (Diesel) ^e		0.321	0.095	0.048	mg/l	SW846 8015B M
TPH (Motor Oil)		1.42	0.19	0.095	mg/l	SW846 8015B M

C39543-16 DUP-1

Benzene		2070	100	20	ug/l	SW846 8260B
n-Butylbenzene		97.3 J	200	20	ug/l	SW846 8260B
Ethylbenzene		166	100	20	ug/l	SW846 8260B
Isopropylbenzene		32.5 J	100	20	ug/l	SW846 8260B
Naphthalene		420 J	500	50	ug/l	SW846 8260B
n-Propylbenzene		45.7 J	200	20	ug/l	SW846 8260B

Summary of Hits

Job Number: C39543
Account: The Source Group
Project: T0600101592-9201 San Leandro Street, Oakland CA
Collected: 04/24/15

Lab Sample ID	Client Sample ID	Result/ Qual	RL	MDL	Units	Method
		4050	200	20	ug/l	SW846 8260B
		987	200	20	ug/l	SW846 8260B
		623	100	20	ug/l	SW846 8260B
		3500	200	46	ug/l	SW846 8260B
		25600	5000	2500	ug/l	SW846 8260B
		123	19	9.5	mg/l	SW846 8015B M

C39543-17 TB-1

No hits reported in this sample.

- (a) Atypical Diesel pattern; value due on discrete peaks and heavier hydrocarbons (C14-C28) contributing to quantitation.
- (b) Diesel pattern is not present; higher boiling gasoline compounds in Diesel range.
- (c) Estimated value due to the presence of interfering peaks.
- (d) Sample vial contained more than 0.5cm of sediment.
- (e) Atypical Diesel pattern (C10-C28); heavier hydrocarbons contributing to quantitation.

Sample Results

Report of Analysis

Report of Analysis

Client Sample ID: MW-1	Date Sampled: 04/24/15
Lab Sample ID: C39543-1	Date Received: 04/24/15
Matrix: AQ - Ground Water	Percent Solids: n/a
Method: SW846 8015B M SW846 3510C	
Project: T0600101592-9201 San Leandro Street, Oakland CA	

Run #	File ID	DF	Analyzed	By	Prep Date	Prep Batch	Analytical Batch
Run #1	HH322498.D	1	04/27/15	AG	04/25/15	OP12103	GHH1514
Run #2							

Run #	Initial Volume	Final Volume
Run #1	1060 ml	1.0 ml
Run #2		

TPH Extractable w/ Silica Gel Cleanup

CAS No.	Compound	Result	RL	MDL	Units	Q
	TPH (Diesel) ^a	0.247	0.094	0.047	mg/l	
	TPH (Motor Oil)	0.456	0.19	0.094	mg/l	

CAS No.	Surrogate Recoveries	Run# 1	Run# 2	Limits
630-01-3	Hexacosane	98%		32-124%

(a) Atypical Diesel pattern; value due on discrete peaks and heavier hydrocarbons (C14-C28) contributing to quantitation.

ND = Not detected MDL = Method Detection Limit J = Indicates an estimated value
 RL = Reporting Limit B = Indicates analyte found in associated method blank
 E = Indicates value exceeds calibration range N = Indicates presumptive evidence of a compound

Report of Analysis

32
3

Client Sample ID: MW-2	Date Sampled: 04/24/15
Lab Sample ID: C39543-2	Date Received: 04/24/15
Matrix: AQ - Ground Water	Percent Solids: n/a
Method: SW846 8015B M SW846 3510C	
Project: T0600101592-9201 San Leandro Street, Oakland CA	

Run #	File ID	DF	Analyzed	By	Prep Date	Prep Batch	Analytical Batch
Run #1	HH322499.D	1	04/27/15	AG	04/25/15	OP12103	GHH1514
Run #2							

Run #	Initial Volume	Final Volume
Run #1	1010 ml	1.0 ml
Run #2		

TPH Extractable w/ Silica Gel Cleanup

CAS No.	Compound	Result	RL	MDL	Units	Q
	TPH (Diesel) ^a	0.252	0.099	0.050	mg/l	
	TPH (Motor Oil)	0.465	0.20	0.099	mg/l	

CAS No.	Surrogate Recoveries	Run# 1	Run# 2	Limits
630-01-3	Hexacosane	92%		32-124%

(a) Atypical Diesel pattern; value due on discrete peaks and heavier hydrocarbons (C14-C28) contributing to quantitation.

ND = Not detected MDL = Method Detection Limit J = Indicates an estimated value
 RL = Reporting Limit B = Indicates analyte found in associated method blank
 E = Indicates value exceeds calibration range N = Indicates presumptive evidence of a compound

Report of Analysis

Client Sample ID: MW-5		
Lab Sample ID: C39543-3		Date Sampled: 04/24/15
Matrix: AQ - Ground Water		Date Received: 04/24/15
Method: SW846 8015B M SW846 3510C		Percent Solids: n/a
Project: T0600101592-9201 San Leandro Street, Oakland CA		

Run #	File ID	DF	Analyzed	By	Prep Date	Prep Batch	Analytical Batch
Run #1	HH322500.D	1	04/27/15	AG	04/25/15	OP12103	GHH1514
Run #2							

Run #	Initial Volume	Final Volume
Run #1	1000 ml	1.0 ml
Run #2		

TPH Extractable w/ Silica Gel Cleanup

CAS No.	Compound	Result	RL	MDL	Units	Q
	TPH (Diesel) ^a	0.251	0.10	0.050	mg/l	
	TPH (Motor Oil)	0.332	0.20	0.10	mg/l	

CAS No.	Surrogate Recoveries	Run# 1	Run# 2	Limits
630-01-3	Hexacosane	98%		32-124%

(a) Atypical Diesel pattern; value due on discrete peaks and heavier hydrocarbons (C14-C28) contributing to quantitation.

ND = Not detected MDL = Method Detection Limit J = Indicates an estimated value
 RL = Reporting Limit B = Indicates analyte found in associated method blank
 E = Indicates value exceeds calibration range N = Indicates presumptive evidence of a compound

Report of Analysis

Client Sample ID: MW-6		Date Sampled: 04/24/15
Lab Sample ID: C39543-4		Date Received: 04/24/15
Matrix: AQ - Ground Water		Percent Solids: n/a
Method: SW846 8260B		
Project: T0600101592-9201 San Leandro Street, Oakland CA		

Run #	File ID	DF	Analyzed	By	Prep Date	Prep Batch	Analytical Batch
Run #1	V24464.D	10	04/28/15	EA	n/a	n/a	VV973
Run #2	V24480.D	20	04/29/15	EA	n/a	n/a	VV975

Run #	Purge Volume
Run #1	10.0 ml
Run #2	10.0 ml

VOA 8260 List

CAS No.	Compound	Result	RL	MDL	Units	Q
67-64-1	Acetone	ND	200	40	ug/l	
71-43-2	Benzene	1160 ^a	20	4.0	ug/l	
108-86-1	Bromobenzene	ND	10	2.0	ug/l	
74-97-5	Bromochloromethane	ND	10	2.0	ug/l	
75-27-4	Bromodichloromethane	ND	10	2.0	ug/l	
75-25-2	Bromoform	ND	10	2.2	ug/l	
104-51-8	n-Butylbenzene	ND	20	2.0	ug/l	
135-98-8	sec-Butylbenzene	7.1	20	2.0	ug/l	J
98-06-6	tert-Butylbenzene	14.4	20	2.8	ug/l	J
108-90-7	Chlorobenzene	ND	10	2.0	ug/l	
75-00-3	Chloroethane	ND	10	2.0	ug/l	
67-66-3	Chloroform	ND	10	2.0	ug/l	
95-49-8	o-Chlorotoluene	ND	20	2.0	ug/l	
106-43-4	p-Chlorotoluene	ND	20	2.6	ug/l	
56-23-5	Carbon tetrachloride	ND	10	2.0	ug/l	
75-34-3	1,1-Dichloroethane	ND	10	2.0	ug/l	
75-35-4	1,1-Dichloroethylene	ND	10	2.0	ug/l	
563-58-6	1,1-Dichloropropene	ND	10	2.0	ug/l	
96-12-8	1,2-Dibromo-3-chloropropane	ND	20	4.0	ug/l	
106-93-4	1,2-Dibromoethane	ND	10	2.0	ug/l	
107-06-2	1,2-Dichloroethane	4.9	10	2.0	ug/l	J
78-87-5	1,2-Dichloropropane	ND	10	2.0	ug/l	
142-28-9	1,3-Dichloropropane	ND	10	2.0	ug/l	
108-20-3	Di-Isopropyl ether	ND	20	2.2	ug/l	
594-20-7	2,2-Dichloropropane	ND	10	2.0	ug/l	
124-48-1	Dibromochloromethane	ND	10	2.0	ug/l	
75-71-8	Dichlorodifluoromethane ^b	ND	10	2.0	ug/l	
156-59-2	cis-1,2-Dichloroethylene	ND	10	2.0	ug/l	
10061-01-5	cis-1,3-Dichloropropene	ND	10	2.0	ug/l	
541-73-1	m-Dichlorobenzene	ND	10	2.0	ug/l	
95-50-1	o-Dichlorobenzene	ND	10	2.0	ug/l	
106-46-7	p-Dichlorobenzene	ND	10	2.0	ug/l	

ND = Not detected MDL = Method Detection Limit

RL = Reporting Limit

E = Indicates value exceeds calibration range

J = Indicates an estimated value

B = Indicates analyte found in associated method blank

N = Indicates presumptive evidence of a compound

Report of Analysis

Client Sample ID: MW-6		Date Sampled: 04/24/15
Lab Sample ID: C39543-4		Date Received: 04/24/15
Matrix: AQ - Ground Water		Percent Solids: n/a
Method: SW846 8260B		
Project: T0600101592-9201 San Leandro Street, Oakland CA		

VOA 8260 List

CAS No.	Compound	Result	RL	MDL	Units	Q
156-60-5	trans-1,2-Dichloroethylene	ND	10	2.0	ug/l	
10061-02-6	trans-1,3-Dichloropropene	ND	10	3.0	ug/l	
100-41-4	Ethylbenzene	64.5	10	2.0	ug/l	
637-92-3	Ethyl Tert Butyl Ether	ND	20	2.2	ug/l	
591-78-6	2-Hexanone	ND	100	20	ug/l	
87-68-3	Hexachlorobutadiene	ND	20	2.0	ug/l	
98-82-8	Isopropylbenzene	15.6	10	2.0	ug/l	
99-87-6	p-Isopropyltoluene	3.5	20	2.0	ug/l	J
108-10-1	4-Methyl-2-pentanone	ND	100	10	ug/l	
74-83-9	Methyl bromide	ND	20	2.0	ug/l	
74-87-3	Methyl chloride	ND	10	3.0	ug/l	
74-95-3	Methylene bromide	ND	10	2.0	ug/l	
75-09-2	Methylene chloride	ND	100	20	ug/l	
78-93-3	Methyl ethyl ketone	ND	100	20	ug/l	
1634-04-4	Methyl Tert Butyl Ether	ND	10	2.0	ug/l	
91-20-3	Naphthalene	50.8	50	5.0	ug/l	
103-65-1	n-Propylbenzene	39.4	20	2.0	ug/l	
100-42-5	Styrene	ND	10	2.0	ug/l	
994-05-8	Tert-Amyl Methyl Ether	ND	20	4.0	ug/l	
75-65-0	Tert-Butyl Alcohol	39.5	100	24	ug/l	J
630-20-6	1,1,1,2-Tetrachloroethane	ND	10	3.0	ug/l	
71-55-6	1,1,1-Trichloroethane	ND	10	2.0	ug/l	
79-34-5	1,1,2,2-Tetrachloroethane	ND	10	2.0	ug/l	
79-00-5	1,1,2-Trichloroethane	ND	10	2.2	ug/l	
87-61-6	1,2,3-Trichlorobenzene	ND	20	2.0	ug/l	
96-18-4	1,2,3-Trichloropropane	ND	20	2.0	ug/l	
120-82-1	1,2,4-Trichlorobenzene	ND	20	2.0	ug/l	
95-63-6	1,2,4-Trimethylbenzene	38.0	20	2.0	ug/l	
108-67-8	1,3,5-Trimethylbenzene	37.3	20	2.0	ug/l	
127-18-4	Tetrachloroethylene	ND	10	3.0	ug/l	
108-88-3	Toluene	53.0	10	2.0	ug/l	
79-01-6	Trichloroethylene	ND	10	2.0	ug/l	
75-69-4	Trichlorofluoromethane	ND	10	2.0	ug/l	
75-01-4	Vinyl chloride	ND	10	2.0	ug/l	
1330-20-7	Xylene (total)	60.3	20	4.6	ug/l	
	TPH-GRO (C6-C10)	5990	500	250	ug/l	

CAS No.	Surrogate Recoveries	Run# 1	Run# 2	Limits
1868-53-7	Dibromofluoromethane	100%	97%	70-130%

ND = Not detected

MDL = Method Detection Limit

J = Indicates an estimated value

RL = Reporting Limit

B = Indicates analyte found in associated method blank

E = Indicates value exceeds calibration range

N = Indicates presumptive evidence of a compound

Report of Analysis

Client Sample ID: MW-6		Date Sampled: 04/24/15
Lab Sample ID: C39543-4		Date Received: 04/24/15
Matrix: AQ - Ground Water		Percent Solids: n/a
Method: SW846 8260B		
Project: T0600101592-9201 San Leandro Street, Oakland CA		

VOA 8260 List

CAS No.	Surrogate Recoveries	Run# 1	Run# 2	Limits
2037-26-5	Toluene-D8	99%	98%	70-130%
460-00-4	4-Bromofluorobenzene	98%	98%	70-130%

- (a) Result is from Run# 2
- (b) CCV outside of control limits (biased high); not detected in sample.

ND = Not detected MDL = Method Detection Limit J = Indicates an estimated value
 RL = Reporting Limit B = Indicates analyte found in associated method blank
 E = Indicates value exceeds calibration range N = Indicates presumptive evidence of a compound

Report of Analysis

3.4
3

Client Sample ID: MW-6	Date Sampled: 04/24/15
Lab Sample ID: C39543-4	Date Received: 04/24/15
Matrix: AQ - Ground Water	Percent Solids: n/a
Method: SW846 8015B M SW846 3510C	
Project: T0600101592-9201 San Leandro Street, Oakland CA	

Run #	File ID	DF	Analyzed	By	Prep Date	Prep Batch	Analytical Batch
Run #1	HH322572.D	3	04/29/15	AG	04/25/15	OP12103	GHH1515
Run #2							

Run #	Initial Volume	Final Volume
Run #1	1020 ml	1.0 ml
Run #2		

TPH Extractable w/ Silica Gel Cleanup

CAS No.	Compound	Result	RL	MDL	Units	Q
	TPH (Diesel) ^a	2.45	0.29	0.15	mg/l	
	TPH (Motor Oil)	0.566	0.59	0.29	mg/l	J

CAS No.	Surrogate Recoveries	Run# 1	Run# 2	Limits
630-01-3	Hexacosane	104%		32-124%

(a) Diesel pattern is not present; higher boiling gasoline compounds in Diesel range.

ND = Not detected MDL = Method Detection Limit J = Indicates an estimated value
 RL = Reporting Limit B = Indicates analyte found in associated method blank
 E = Indicates value exceeds calibration range N = Indicates presumptive evidence of a compound

Report of Analysis

3.5
3

Client Sample ID: MW-7	
Lab Sample ID: C39543-5	Date Sampled: 04/24/15
Matrix: AQ - Ground Water	Date Received: 04/24/15
Method: SW846 8015B M SW846 3510C	Percent Solids: n/a
Project: T0600101592-9201 San Leandro Street, Oakland CA	

Run #	File ID	DF	Analyzed	By	Prep Date	Prep Batch	Analytical Batch
Run #1	HH322553.D	1	04/29/15	AG	04/25/15	OP12103	GHH1515
Run #2							

Run #	Initial Volume	Final Volume
Run #1	1000 ml	1.0 ml
Run #2		

TPH Extractable w/ Silica Gel Cleanup

CAS No.	Compound	Result	RL	MDL	Units	Q
	TPH (Diesel) ^a	0.622	0.10	0.050	mg/l	
	TPH (Motor Oil) ^b	0.795	0.20	0.10	mg/l	

CAS No.	Surrogate Recoveries	Run# 1	Run# 2	Limits
630-01-3	Hexacosane	104%		32-124%

- (a) Atypical Diesel pattern; value due on discrete peaks and heavier hydrocarbons (C14-C28) contributing to quantitation.
- (b) Estimated value due to the presence of interfering peaks.

ND = Not detected MDL = Method Detection Limit J = Indicates an estimated value
 RL = Reporting Limit B = Indicates analyte found in associated method blank
 E = Indicates value exceeds calibration range N = Indicates presumptive evidence of a compound

Report of Analysis

Client Sample ID: MW-9		Date Sampled: 04/24/15
Lab Sample ID: C39543-6		Date Received: 04/24/15
Matrix: AQ - Ground Water		Percent Solids: n/a
Method: SW846 8260B		
Project: T0600101592-9201 San Leandro Street, Oakland CA		

	File ID	DF	Analyzed	By	Prep Date	Prep Batch	Analytical Batch
Run #1 ^a	V24438.D	1	04/27/15	EA	n/a	n/a	VV972
Run #2							

	Purge Volume
Run #1	10.0 ml
Run #2	

VOA 8260 List

CAS No.	Compound	Result	RL	MDL	Units	Q
67-64-1	Acetone	ND	20	4.0	ug/l	
71-43-2	Benzene	ND	1.0	0.20	ug/l	
108-86-1	Bromobenzene	ND	1.0	0.20	ug/l	
74-97-5	Bromochloromethane	ND	1.0	0.20	ug/l	
75-27-4	Bromodichloromethane	ND	1.0	0.20	ug/l	
75-25-2	Bromoform	ND	1.0	0.22	ug/l	
104-51-8	n-Butylbenzene	ND	2.0	0.20	ug/l	
135-98-8	sec-Butylbenzene	ND	2.0	0.20	ug/l	
98-06-6	tert-Butylbenzene	ND	2.0	0.28	ug/l	
108-90-7	Chlorobenzene	ND	1.0	0.20	ug/l	
75-00-3	Chloroethane	ND	1.0	0.20	ug/l	
67-66-3	Chloroform	ND	1.0	0.20	ug/l	
95-49-8	o-Chlorotoluene	ND	2.0	0.20	ug/l	
106-43-4	p-Chlorotoluene	ND	2.0	0.26	ug/l	
56-23-5	Carbon tetrachloride	ND	1.0	0.20	ug/l	
75-34-3	1,1-Dichloroethane	ND	1.0	0.20	ug/l	
75-35-4	1,1-Dichloroethylene	ND	1.0	0.20	ug/l	
563-58-6	1,1-Dichloropropene	ND	1.0	0.20	ug/l	
96-12-8	1,2-Dibromo-3-chloropropane	ND	2.0	0.40	ug/l	
106-93-4	1,2-Dibromoethane	ND	1.0	0.20	ug/l	
107-06-2	1,2-Dichloroethane	0.71	1.0	0.20	ug/l	J
78-87-5	1,2-Dichloropropane	ND	1.0	0.20	ug/l	
142-28-9	1,3-Dichloropropane	ND	1.0	0.20	ug/l	
108-20-3	Di-Isopropyl ether	ND	2.0	0.22	ug/l	
594-20-7	2,2-Dichloropropane	ND	1.0	0.20	ug/l	
124-48-1	Dibromochloromethane	ND	1.0	0.20	ug/l	
75-71-8	Dichlorodifluoromethane	ND	1.0	0.20	ug/l	
156-59-2	cis-1,2-Dichloroethylene	ND	1.0	0.20	ug/l	
10061-01-5	cis-1,3-Dichloropropene	ND	1.0	0.20	ug/l	
541-73-1	m-Dichlorobenzene	ND	1.0	0.20	ug/l	
95-50-1	o-Dichlorobenzene	ND	1.0	0.20	ug/l	
106-46-7	p-Dichlorobenzene	ND	1.0	0.20	ug/l	

ND = Not detected MDL = Method Detection Limit

RL = Reporting Limit

E = Indicates value exceeds calibration range

J = Indicates an estimated value

B = Indicates analyte found in associated method blank

N = Indicates presumptive evidence of a compound

Report of Analysis

Client Sample ID: MW-9	Date Sampled: 04/24/15
Lab Sample ID: C39543-6	Date Received: 04/24/15
Matrix: AQ - Ground Water	Percent Solids: n/a
Method: SW846 8260B	
Project: T0600101592-9201 San Leandro Street, Oakland CA	

VOA 8260 List

CAS No.	Compound	Result	RL	MDL	Units	Q
156-60-5	trans-1,2-Dichloroethylene	ND	1.0	0.20	ug/l	
10061-02-6	trans-1,3-Dichloropropene	ND	1.0	0.30	ug/l	
100-41-4	Ethylbenzene	ND	1.0	0.20	ug/l	
637-92-3	Ethyl Tert Butyl Ether	ND	2.0	0.22	ug/l	
591-78-6	2-Hexanone	ND	10	2.0	ug/l	
87-68-3	Hexachlorobutadiene	ND	2.0	0.20	ug/l	
98-82-8	Isopropylbenzene	ND	1.0	0.20	ug/l	
99-87-6	p-Isopropyltoluene	ND	2.0	0.20	ug/l	
108-10-1	4-Methyl-2-pentanone	ND	10	1.0	ug/l	
74-83-9	Methyl bromide	ND	2.0	0.20	ug/l	
74-87-3	Methyl chloride	ND	1.0	0.30	ug/l	
74-95-3	Methylene bromide	ND	1.0	0.20	ug/l	
75-09-2	Methylene chloride	ND	10	2.0	ug/l	
78-93-3	Methyl ethyl ketone	ND	10	2.0	ug/l	
1634-04-4	Methyl Tert Butyl Ether	1.1	1.0	0.20	ug/l	
91-20-3	Naphthalene	ND	5.0	0.50	ug/l	
103-65-1	n-Propylbenzene	ND	2.0	0.20	ug/l	
100-42-5	Styrene	ND	1.0	0.20	ug/l	
994-05-8	Tert-Amyl Methyl Ether	ND	2.0	0.40	ug/l	
75-65-0	Tert-Butyl Alcohol	ND	10	2.4	ug/l	
630-20-6	1,1,1,2-Tetrachloroethane	ND	1.0	0.30	ug/l	
71-55-6	1,1,1-Trichloroethane	ND	1.0	0.20	ug/l	
79-34-5	1,1,2,2-Tetrachloroethane	ND	1.0	0.20	ug/l	
79-00-5	1,1,2-Trichloroethane	ND	1.0	0.22	ug/l	
87-61-6	1,2,3-Trichlorobenzene	ND	2.0	0.20	ug/l	
96-18-4	1,2,3-Trichloropropane	ND	2.0	0.20	ug/l	
120-82-1	1,2,4-Trichlorobenzene	ND	2.0	0.20	ug/l	
95-63-6	1,2,4-Trimethylbenzene	ND	2.0	0.20	ug/l	
108-67-8	1,3,5-Trimethylbenzene	ND	2.0	0.20	ug/l	
127-18-4	Tetrachloroethylene	ND	1.0	0.30	ug/l	
108-88-3	Toluene	ND	1.0	0.20	ug/l	
79-01-6	Trichloroethylene	ND	1.0	0.20	ug/l	
75-69-4	Trichlorofluoromethane	ND	1.0	0.20	ug/l	
75-01-4	Vinyl chloride	ND	1.0	0.20	ug/l	
1330-20-7	Xylene (total)	ND	2.0	0.46	ug/l	
	TPH-GRO (C6-C10)	ND	50	25	ug/l	

CAS No.	Surrogate Recoveries	Run# 1	Run# 2	Limits
1868-53-7	Dibromofluoromethane	100%		70-130%

ND = Not detected MDL = Method Detection Limit

RL = Reporting Limit

E = Indicates value exceeds calibration range

J = Indicates an estimated value

B = Indicates analyte found in associated method blank

N = Indicates presumptive evidence of a compound

Report of Analysis

Client Sample ID: MW-9		Date Sampled: 04/24/15
Lab Sample ID: C39543-6		Date Received: 04/24/15
Matrix: AQ - Ground Water		Percent Solids: n/a
Method: SW846 8260B		
Project: T0600101592-9201 San Leandro Street, Oakland CA		

VOA 8260 List

CAS No.	Surrogate Recoveries	Run# 1	Run# 2	Limits
2037-26-5	Toluene-D8	99%		70-130%
460-00-4	4-Bromofluorobenzene	96%		70-130%

(a) Sample vial contained more than 0.5cm of sediment.

ND = Not detected MDL = Method Detection Limit J = Indicates an estimated value
 RL = Reporting Limit B = Indicates analyte found in associated method blank
 E = Indicates value exceeds calibration range N = Indicates presumptive evidence of a compound

Report of Analysis

Client Sample ID: MW-9	Date Sampled: 04/24/15
Lab Sample ID: C39543-6	Date Received: 04/24/15
Matrix: AQ - Ground Water	Percent Solids: n/a
Method: SW846 8015B M SW846 3510C	
Project: T0600101592-9201 San Leandro Street, Oakland CA	

Run #	File ID	DF	Analyzed	By	Prep Date	Prep Batch	Analytical Batch
Run #1	HH322554.D	1	04/29/15	AG	04/25/15	OP12103	GHH1515
Run #2							

Run #	Initial Volume	Final Volume
Run #1	1000 ml	1.0 ml
Run #2		

TPH Extractable w/ Silica Gel Cleanup

CAS No.	Compound	Result	RL	MDL	Units	Q
	TPH (Diesel) ^a	0.115	0.10	0.050	mg/l	
	TPH (Motor Oil)	0.126	0.20	0.10	mg/l	J

CAS No.	Surrogate Recoveries	Run# 1	Run# 2	Limits
630-01-3	Hexacosane	95%		32-124%

(a) Atypical Diesel pattern; value due on discrete peaks and heavier hydrocarbons (C14-C28) contributing to quantitation.

ND = Not detected MDL = Method Detection Limit J = Indicates an estimated value
 RL = Reporting Limit B = Indicates analyte found in associated method blank
 E = Indicates value exceeds calibration range N = Indicates presumptive evidence of a compound

Report of Analysis

Client Sample ID: MW-10		Date Sampled: 04/24/15
Lab Sample ID: C39543-7		Date Received: 04/24/15
Matrix: AQ - Ground Water		Percent Solids: n/a
Method: SW846 8260B		
Project: T0600101592-9201 San Leandro Street, Oakland CA		

	File ID	DF	Analyzed	By	Prep Date	Prep Batch	Analytical Batch
Run #1 ^a	V24439.D	1	04/27/15	EA	n/a	n/a	VV972
Run #2							

	Purge Volume
Run #1	10.0 ml
Run #2	

VOA 8260 List

CAS No.	Compound	Result	RL	MDL	Units	Q
67-64-1	Acetone	ND	20	4.0	ug/l	
71-43-2	Benzene	ND	1.0	0.20	ug/l	
108-86-1	Bromobenzene	ND	1.0	0.20	ug/l	
74-97-5	Bromochloromethane	ND	1.0	0.20	ug/l	
75-27-4	Bromodichloromethane	ND	1.0	0.20	ug/l	
75-25-2	Bromoform	ND	1.0	0.22	ug/l	
104-51-8	n-Butylbenzene	ND	2.0	0.20	ug/l	
135-98-8	sec-Butylbenzene	ND	2.0	0.20	ug/l	
98-06-6	tert-Butylbenzene	ND	2.0	0.28	ug/l	
108-90-7	Chlorobenzene	ND	1.0	0.20	ug/l	
75-00-3	Chloroethane	ND	1.0	0.20	ug/l	
67-66-3	Chloroform	ND	1.0	0.20	ug/l	
95-49-8	o-Chlorotoluene	ND	2.0	0.20	ug/l	
106-43-4	p-Chlorotoluene	ND	2.0	0.26	ug/l	
56-23-5	Carbon tetrachloride	ND	1.0	0.20	ug/l	
75-34-3	1,1-Dichloroethane	ND	1.0	0.20	ug/l	
75-35-4	1,1-Dichloroethylene	ND	1.0	0.20	ug/l	
563-58-6	1,1-Dichloropropene	ND	1.0	0.20	ug/l	
96-12-8	1,2-Dibromo-3-chloropropane	ND	2.0	0.40	ug/l	
106-93-4	1,2-Dibromoethane	ND	1.0	0.20	ug/l	
107-06-2	1,2-Dichloroethane	ND	1.0	0.20	ug/l	
78-87-5	1,2-Dichloropropane	ND	1.0	0.20	ug/l	
142-28-9	1,3-Dichloropropane	ND	1.0	0.20	ug/l	
108-20-3	Di-Isopropyl ether	ND	2.0	0.22	ug/l	
594-20-7	2,2-Dichloropropane	ND	1.0	0.20	ug/l	
124-48-1	Dibromochloromethane	ND	1.0	0.20	ug/l	
75-71-8	Dichlorodifluoromethane	ND	1.0	0.20	ug/l	
156-59-2	cis-1,2-Dichloroethylene	ND	1.0	0.20	ug/l	
10061-01-5	cis-1,3-Dichloropropene	ND	1.0	0.20	ug/l	
541-73-1	m-Dichlorobenzene	ND	1.0	0.20	ug/l	
95-50-1	o-Dichlorobenzene	ND	1.0	0.20	ug/l	
106-46-7	p-Dichlorobenzene	ND	1.0	0.20	ug/l	

ND = Not detected MDL = Method Detection Limit

RL = Reporting Limit

E = Indicates value exceeds calibration range

J = Indicates an estimated value

B = Indicates analyte found in associated method blank

N = Indicates presumptive evidence of a compound

Report of Analysis

Client Sample ID:	MW-10	Date Sampled:	04/24/15
Lab Sample ID:	C39543-7	Date Received:	04/24/15
Matrix:	AQ - Ground Water	Percent Solids:	n/a
Method:	SW846 8260B		
Project:	T0600101592-9201 San Leandro Street, Oakland CA		

VOA 8260 List

CAS No.	Compound	Result	RL	MDL	Units	Q
156-60-5	trans-1,2-Dichloroethylene	ND	1.0	0.20	ug/l	
10061-02-6	trans-1,3-Dichloropropene	ND	1.0	0.30	ug/l	
100-41-4	Ethylbenzene	ND	1.0	0.20	ug/l	
637-92-3	Ethyl Tert Butyl Ether	ND	2.0	0.22	ug/l	
591-78-6	2-Hexanone	ND	10	2.0	ug/l	
87-68-3	Hexachlorobutadiene	ND	2.0	0.20	ug/l	
98-82-8	Isopropylbenzene	ND	1.0	0.20	ug/l	
99-87-6	p-Isopropyltoluene	ND	2.0	0.20	ug/l	
108-10-1	4-Methyl-2-pentanone	ND	10	1.0	ug/l	
74-83-9	Methyl bromide	ND	2.0	0.20	ug/l	
74-87-3	Methyl chloride	ND	1.0	0.30	ug/l	
74-95-3	Methylene bromide	ND	1.0	0.20	ug/l	
75-09-2	Methylene chloride	ND	10	2.0	ug/l	
78-93-3	Methyl ethyl ketone	ND	10	2.0	ug/l	
1634-04-4	Methyl Tert Butyl Ether	ND	1.0	0.20	ug/l	
91-20-3	Naphthalene	ND	5.0	0.50	ug/l	
103-65-1	n-Propylbenzene	ND	2.0	0.20	ug/l	
100-42-5	Styrene	ND	1.0	0.20	ug/l	
994-05-8	Tert-Amyl Methyl Ether	ND	2.0	0.40	ug/l	
75-65-0	Tert-Butyl Alcohol	ND	10	2.4	ug/l	
630-20-6	1,1,1,2-Tetrachloroethane	ND	1.0	0.30	ug/l	
71-55-6	1,1,1-Trichloroethane	ND	1.0	0.20	ug/l	
79-34-5	1,1,2,2-Tetrachloroethane	ND	1.0	0.20	ug/l	
79-00-5	1,1,2-Trichloroethane	ND	1.0	0.22	ug/l	
87-61-6	1,2,3-Trichlorobenzene	ND	2.0	0.20	ug/l	
96-18-4	1,2,3-Trichloropropane	ND	2.0	0.20	ug/l	
120-82-1	1,2,4-Trichlorobenzene	ND	2.0	0.20	ug/l	
95-63-6	1,2,4-Trimethylbenzene	ND	2.0	0.20	ug/l	
108-67-8	1,3,5-Trimethylbenzene	ND	2.0	0.20	ug/l	
127-18-4	Tetrachloroethylene	ND	1.0	0.30	ug/l	
108-88-3	Toluene	ND	1.0	0.20	ug/l	
79-01-6	Trichloroethylene	ND	1.0	0.20	ug/l	
75-69-4	Trichlorofluoromethane	ND	1.0	0.20	ug/l	
75-01-4	Vinyl chloride	ND	1.0	0.20	ug/l	
1330-20-7	Xylene (total)	ND	2.0	0.46	ug/l	
	TPH-GRO (C6-C10)	ND	50	25	ug/l	

CAS No.	Surrogate Recoveries	Run# 1	Run# 2	Limits
1868-53-7	Dibromofluoromethane	100%		70-130%

ND = Not detected MDL = Method Detection Limit

RL = Reporting Limit

E = Indicates value exceeds calibration range

J = Indicates an estimated value

B = Indicates analyte found in associated method blank

N = Indicates presumptive evidence of a compound

Report of Analysis

Client Sample ID: MW-10		Date Sampled: 04/24/15
Lab Sample ID: C39543-7		Date Received: 04/24/15
Matrix: AQ - Ground Water		Percent Solids: n/a
Method: SW846 8260B		
Project: T0600101592-9201 San Leandro Street, Oakland CA		

VOA 8260 List

CAS No.	Surrogate Recoveries	Run# 1	Run# 2	Limits
2037-26-5	Toluene-D8	100%		70-130%
460-00-4	4-Bromofluorobenzene	99%		70-130%

(a) Sample vial contained more than 0.5cm of sediment.

ND = Not detected MDL = Method Detection Limit
 RL = Reporting Limit
 E = Indicates value exceeds calibration range

J = Indicates an estimated value
 B = Indicates analyte found in associated method blank
 N = Indicates presumptive evidence of a compound

Report of Analysis

Client Sample ID: MW-10	Date Sampled: 04/24/15
Lab Sample ID: C39543-7	Date Received: 04/24/15
Matrix: AQ - Ground Water	Percent Solids: n/a
Method: SW846 8015B M SW846 3510C	
Project: T0600101592-9201 San Leandro Street, Oakland CA	

Run #	File ID	DF	Analyzed	By	Prep Date	Prep Batch	Analytical Batch
Run #1	HH322555.D	1	04/29/15	AG	04/25/15	OP12103	GHH1515
Run #2							

Run #	Initial Volume	Final Volume
Run #1	1000 ml	1.0 ml
Run #2		

TPH Extractable w/ Silica Gel Cleanup

CAS No.	Compound	Result	RL	MDL	Units	Q
	TPH (Diesel) ^a	0.0759	0.10	0.050	mg/l	J
	TPH (Motor Oil)	ND	0.20	0.10	mg/l	

CAS No.	Surrogate Recoveries	Run# 1	Run# 2	Limits
630-01-3	Hexacosane	92%		32-124%

(a) Atypical Diesel pattern; value due on discrete peaks and heavier hydrocarbons (C14-C28) contributing to quantitation.

ND = Not detected MDL = Method Detection Limit J = Indicates an estimated value
 RL = Reporting Limit B = Indicates analyte found in associated method blank
 E = Indicates value exceeds calibration range N = Indicates presumptive evidence of a compound

Report of Analysis

Client Sample ID: MW-11		Date Sampled: 04/24/15
Lab Sample ID: C39543-8		Date Received: 04/24/15
Matrix: AQ - Ground Water		Percent Solids: n/a
Method: SW846 8260B		
Project: T0600101592-9201 San Leandro Street, Oakland CA		

	File ID	DF	Analyzed	By	Prep Date	Prep Batch	Analytical Batch
Run #1 ^a	V24440.D	1	04/27/15	EA	n/a	n/a	VV972
Run #2							

	Purge Volume
Run #1	10.0 ml
Run #2	

VOA 8260 List

CAS No.	Compound	Result	RL	MDL	Units	Q
67-64-1	Acetone	ND	20	4.0	ug/l	
71-43-2	Benzene	ND	1.0	0.20	ug/l	
108-86-1	Bromobenzene	ND	1.0	0.20	ug/l	
74-97-5	Bromochloromethane	ND	1.0	0.20	ug/l	
75-27-4	Bromodichloromethane	ND	1.0	0.20	ug/l	
75-25-2	Bromoform	ND	1.0	0.22	ug/l	
104-51-8	n-Butylbenzene	ND	2.0	0.20	ug/l	
135-98-8	sec-Butylbenzene	ND	2.0	0.20	ug/l	
98-06-6	tert-Butylbenzene	ND	2.0	0.28	ug/l	
108-90-7	Chlorobenzene	ND	1.0	0.20	ug/l	
75-00-3	Chloroethane	ND	1.0	0.20	ug/l	
67-66-3	Chloroform	ND	1.0	0.20	ug/l	
95-49-8	o-Chlorotoluene	ND	2.0	0.20	ug/l	
106-43-4	p-Chlorotoluene	ND	2.0	0.26	ug/l	
56-23-5	Carbon tetrachloride	ND	1.0	0.20	ug/l	
75-34-3	1,1-Dichloroethane	ND	1.0	0.20	ug/l	
75-35-4	1,1-Dichloroethylene	ND	1.0	0.20	ug/l	
563-58-6	1,1-Dichloropropene	ND	1.0	0.20	ug/l	
96-12-8	1,2-Dibromo-3-chloropropane	ND	2.0	0.40	ug/l	
106-93-4	1,2-Dibromoethane	ND	1.0	0.20	ug/l	
107-06-2	1,2-Dichloroethane	ND	1.0	0.20	ug/l	
78-87-5	1,2-Dichloropropane	ND	1.0	0.20	ug/l	
142-28-9	1,3-Dichloropropane	ND	1.0	0.20	ug/l	
108-20-3	Di-Isopropyl ether	ND	2.0	0.22	ug/l	
594-20-7	2,2-Dichloropropane	ND	1.0	0.20	ug/l	
124-48-1	Dibromochloromethane	ND	1.0	0.20	ug/l	
75-71-8	Dichlorodifluoromethane	ND	1.0	0.20	ug/l	
156-59-2	cis-1,2-Dichloroethylene	ND	1.0	0.20	ug/l	
10061-01-5	cis-1,3-Dichloropropene	ND	1.0	0.20	ug/l	
541-73-1	m-Dichlorobenzene	ND	1.0	0.20	ug/l	
95-50-1	o-Dichlorobenzene	ND	1.0	0.20	ug/l	
106-46-7	p-Dichlorobenzene	ND	1.0	0.20	ug/l	

ND = Not detected MDL = Method Detection Limit

RL = Reporting Limit

E = Indicates value exceeds calibration range

J = Indicates an estimated value

B = Indicates analyte found in associated method blank

N = Indicates presumptive evidence of a compound

Report of Analysis

Client Sample ID: MW-11	Date Sampled: 04/24/15
Lab Sample ID: C39543-8	Date Received: 04/24/15
Matrix: AQ - Ground Water	Percent Solids: n/a
Method: SW846 8260B	
Project: T0600101592-9201 San Leandro Street, Oakland CA	

VOA 8260 List

CAS No.	Compound	Result	RL	MDL	Units	Q
156-60-5	trans-1,2-Dichloroethylene	ND	1.0	0.20	ug/l	
10061-02-6	trans-1,3-Dichloropropene	ND	1.0	0.30	ug/l	
100-41-4	Ethylbenzene	ND	1.0	0.20	ug/l	
637-92-3	Ethyl Tert Butyl Ether	ND	2.0	0.22	ug/l	
591-78-6	2-Hexanone	ND	10	2.0	ug/l	
87-68-3	Hexachlorobutadiene	ND	2.0	0.20	ug/l	
98-82-8	Isopropylbenzene	ND	1.0	0.20	ug/l	
99-87-6	p-Isopropyltoluene	ND	2.0	0.20	ug/l	
108-10-1	4-Methyl-2-pentanone	ND	10	1.0	ug/l	
74-83-9	Methyl bromide	ND	2.0	0.20	ug/l	
74-87-3	Methyl chloride	ND	1.0	0.30	ug/l	
74-95-3	Methylene bromide	ND	1.0	0.20	ug/l	
75-09-2	Methylene chloride	ND	10	2.0	ug/l	
78-93-3	Methyl ethyl ketone	ND	10	2.0	ug/l	
1634-04-4	Methyl Tert Butyl Ether	ND	1.0	0.20	ug/l	
91-20-3	Naphthalene	ND	5.0	0.50	ug/l	
103-65-1	n-Propylbenzene	ND	2.0	0.20	ug/l	
100-42-5	Styrene	ND	1.0	0.20	ug/l	
994-05-8	Tert-Amyl Methyl Ether	ND	2.0	0.40	ug/l	
75-65-0	Tert-Butyl Alcohol	ND	10	2.4	ug/l	
630-20-6	1,1,1,2-Tetrachloroethane	ND	1.0	0.30	ug/l	
71-55-6	1,1,1-Trichloroethane	ND	1.0	0.20	ug/l	
79-34-5	1,1,2,2-Tetrachloroethane	ND	1.0	0.20	ug/l	
79-00-5	1,1,2-Trichloroethane	ND	1.0	0.22	ug/l	
87-61-6	1,2,3-Trichlorobenzene	ND	2.0	0.20	ug/l	
96-18-4	1,2,3-Trichloropropane	ND	2.0	0.20	ug/l	
120-82-1	1,2,4-Trichlorobenzene	ND	2.0	0.20	ug/l	
95-63-6	1,2,4-Trimethylbenzene	ND	2.0	0.20	ug/l	
108-67-8	1,3,5-Trimethylbenzene	ND	2.0	0.20	ug/l	
127-18-4	Tetrachloroethylene	ND	1.0	0.30	ug/l	
108-88-3	Toluene	ND	1.0	0.20	ug/l	
79-01-6	Trichloroethylene	ND	1.0	0.20	ug/l	
75-69-4	Trichlorofluoromethane	ND	1.0	0.20	ug/l	
75-01-4	Vinyl chloride	ND	1.0	0.20	ug/l	
1330-20-7	Xylene (total)	ND	2.0	0.46	ug/l	
	TPH-GRO (C6-C10)	ND	50	25	ug/l	

CAS No.	Surrogate Recoveries	Run# 1	Run# 2	Limits
1868-53-7	Dibromofluoromethane	101%		70-130%

ND = Not detected MDL = Method Detection Limit J = Indicates an estimated value
 RL = Reporting Limit B = Indicates analyte found in associated method blank
 E = Indicates value exceeds calibration range N = Indicates presumptive evidence of a compound

Report of Analysis

Client Sample ID: MW-11		Date Sampled: 04/24/15
Lab Sample ID: C39543-8		Date Received: 04/24/15
Matrix: AQ - Ground Water		Percent Solids: n/a
Method: SW846 8260B		
Project: T0600101592-9201 San Leandro Street, Oakland CA		

VOA 8260 List

CAS No.	Surrogate Recoveries	Run# 1	Run# 2	Limits
2037-26-5	Toluene-D8	97%		70-130%
460-00-4	4-Bromofluorobenzene	96%		70-130%

(a) Sample vial contained more than 0.5cm of sediment.

ND = Not detected MDL = Method Detection Limit
 RL = Reporting Limit

J = Indicates an estimated value
 B = Indicates analyte found in associated method blank
 N = Indicates presumptive evidence of a compound

Report of Analysis

Client Sample ID: MW-11	
Lab Sample ID: C39543-8	Date Sampled: 04/24/15
Matrix: AQ - Ground Water	Date Received: 04/24/15
Method: SW846 8015B M SW846 3510C	Percent Solids: n/a
Project: T0600101592-9201 San Leandro Street, Oakland CA	

Run #	File ID	DF	Analyzed	By	Prep Date	Prep Batch	Analytical Batch
Run #1	HH322556.D	1	04/29/15	AG	04/25/15	OP12103	GHH1515
Run #2							

Run #	Initial Volume	Final Volume
Run #1	1060 ml	1.0 ml
Run #2		

TPH Extractable w/ Silica Gel Cleanup

CAS No.	Compound	Result	RL	MDL	Units	Q
	TPH (Diesel) ^a	0.435	0.094	0.047	mg/l	
	TPH (Motor Oil)	0.323	0.19	0.094	mg/l	

CAS No.	Surrogate Recoveries	Run# 1	Run# 2	Limits
630-01-3	Hexacosane	90%		32-124%

(a) Atypical Diesel pattern; value due on discrete peaks and heavier hydrocarbons (C14-C28) contributing to quantitation.

ND = Not detected MDL = Method Detection Limit J = Indicates an estimated value
 RL = Reporting Limit B = Indicates analyte found in associated method blank
 E = Indicates value exceeds calibration range N = Indicates presumptive evidence of a compound

Report of Analysis

Client Sample ID: MW-12		Date Sampled: 04/24/15
Lab Sample ID: C39543-9		Date Received: 04/24/15
Matrix: AQ - Ground Water		Percent Solids: n/a
Method: SW846 8260B		
Project: T0600101592-9201 San Leandro Street, Oakland CA		

Run #	File ID	DF	Analyzed	By	Prep Date	Prep Batch	Analytical Batch
Run #1	U26879.D	1	04/28/15	JC	n/a	n/a	VU1104
Run #2							

Run #	Purge Volume
Run #1	10.0 ml
Run #2	

VOA 8260 List

CAS No.	Compound	Result	RL	MDL	Units	Q
67-64-1	Acetone	ND	20	4.0	ug/l	
71-43-2	Benzene	ND	1.0	0.20	ug/l	
108-86-1	Bromobenzene	ND	1.0	0.20	ug/l	
74-97-5	Bromochloromethane	ND	1.0	0.20	ug/l	
75-27-4	Bromodichloromethane	ND	1.0	0.20	ug/l	
75-25-2	Bromoform	ND	1.0	0.22	ug/l	
104-51-8	n-Butylbenzene	ND	2.0	0.20	ug/l	
135-98-8	sec-Butylbenzene	ND	2.0	0.20	ug/l	
98-06-6	tert-Butylbenzene	ND	2.0	0.28	ug/l	
108-90-7	Chlorobenzene	ND	1.0	0.20	ug/l	
75-00-3	Chloroethane	ND	1.0	0.20	ug/l	
67-66-3	Chloroform	ND	1.0	0.20	ug/l	
95-49-8	o-Chlorotoluene	ND	2.0	0.20	ug/l	
106-43-4	p-Chlorotoluene	ND	2.0	0.26	ug/l	
56-23-5	Carbon tetrachloride	ND	1.0	0.20	ug/l	
75-34-3	1,1-Dichloroethane	ND	1.0	0.20	ug/l	
75-35-4	1,1-Dichloroethylene	ND	1.0	0.20	ug/l	
563-58-6	1,1-Dichloropropene	ND	1.0	0.20	ug/l	
96-12-8	1,2-Dibromo-3-chloropropane	ND	2.0	0.40	ug/l	
106-93-4	1,2-Dibromoethane	ND	1.0	0.20	ug/l	
107-06-2	1,2-Dichloroethane	0.27	1.0	0.20	ug/l	J
78-87-5	1,2-Dichloropropane	ND	1.0	0.20	ug/l	
142-28-9	1,3-Dichloropropane	ND	1.0	0.20	ug/l	
108-20-3	Di-Isopropyl ether	ND	2.0	0.22	ug/l	
594-20-7	2,2-Dichloropropane	ND	1.0	0.20	ug/l	
124-48-1	Dibromochloromethane	ND	1.0	0.20	ug/l	
75-71-8	Dichlorodifluoromethane	ND	1.0	0.20	ug/l	
156-59-2	cis-1,2-Dichloroethylene	ND	1.0	0.20	ug/l	
10061-01-5	cis-1,3-Dichloropropene	ND	1.0	0.20	ug/l	
541-73-1	m-Dichlorobenzene	ND	1.0	0.20	ug/l	
95-50-1	o-Dichlorobenzene	ND	1.0	0.20	ug/l	
106-46-7	p-Dichlorobenzene	ND	1.0	0.20	ug/l	

ND = Not detected MDL = Method Detection Limit

RL = Reporting Limit

E = Indicates value exceeds calibration range

J = Indicates an estimated value

B = Indicates analyte found in associated method blank

N = Indicates presumptive evidence of a compound

Report of Analysis

Client Sample ID: MW-12		Date Sampled: 04/24/15
Lab Sample ID: C39543-9		Date Received: 04/24/15
Matrix: AQ - Ground Water		Percent Solids: n/a
Method: SW846 8260B		
Project: T0600101592-9201 San Leandro Street, Oakland CA		

VOA 8260 List

CAS No.	Compound	Result	RL	MDL	Units	Q
156-60-5	trans-1,2-Dichloroethylene	ND	1.0	0.20	ug/l	
10061-02-6	trans-1,3-Dichloropropene	ND	1.0	0.30	ug/l	
100-41-4	Ethylbenzene	ND	1.0	0.20	ug/l	
637-92-3	Ethyl Tert Butyl Ether	ND	2.0	0.22	ug/l	
591-78-6	2-Hexanone	ND	10	2.0	ug/l	
87-68-3	Hexachlorobutadiene	ND	2.0	0.20	ug/l	
98-82-8	Isopropylbenzene	ND	1.0	0.20	ug/l	
99-87-6	p-Isopropyltoluene	ND	2.0	0.20	ug/l	
108-10-1	4-Methyl-2-pentanone	ND	10	1.0	ug/l	
74-83-9	Methyl bromide	ND	2.0	0.20	ug/l	
74-87-3	Methyl chloride ^a	ND	1.0	0.30	ug/l	
74-95-3	Methylene bromide	ND	1.0	0.20	ug/l	
75-09-2	Methylene chloride	ND	10	2.0	ug/l	
78-93-3	Methyl ethyl ketone	ND	10	2.0	ug/l	
1634-04-4	Methyl Tert Butyl Ether	0.20	1.0	0.20	ug/l	J
91-20-3	Naphthalene	ND	5.0	0.50	ug/l	
103-65-1	n-Propylbenzene	ND	2.0	0.20	ug/l	
100-42-5	Styrene	ND	1.0	0.20	ug/l	
994-05-8	Tert-Amyl Methyl Ether	ND	2.0	0.40	ug/l	
75-65-0	Tert-Butyl Alcohol	ND	10	2.4	ug/l	
630-20-6	1,1,1,2-Tetrachloroethane	ND	1.0	0.30	ug/l	
71-55-6	1,1,1-Trichloroethane	ND	1.0	0.20	ug/l	
79-34-5	1,1,2,2-Tetrachloroethane	ND	1.0	0.20	ug/l	
79-00-5	1,1,2-Trichloroethane	ND	1.0	0.22	ug/l	
87-61-6	1,2,3-Trichlorobenzene	ND	2.0	0.20	ug/l	
96-18-4	1,2,3-Trichloropropane	ND	2.0	0.20	ug/l	
120-82-1	1,2,4-Trichlorobenzene	ND	2.0	0.20	ug/l	
95-63-6	1,2,4-Trimethylbenzene	ND	2.0	0.20	ug/l	
108-67-8	1,3,5-Trimethylbenzene	ND	2.0	0.20	ug/l	
127-18-4	Tetrachloroethylene	ND	1.0	0.30	ug/l	
108-88-3	Toluene	ND	1.0	0.20	ug/l	
79-01-6	Trichloroethylene	ND	1.0	0.20	ug/l	
75-69-4	Trichlorofluoromethane	ND	1.0	0.20	ug/l	
75-01-4	Vinyl chloride	ND	1.0	0.20	ug/l	
1330-20-7	Xylene (total)	ND	2.0	0.46	ug/l	
	TPH-GRO (C6-C10)	ND	50	25	ug/l	

CAS No.	Surrogate Recoveries	Run# 1	Run# 2	Limits
1868-53-7	Dibromofluoromethane	98%		70-130%

ND = Not detected MDL = Method Detection Limit

RL = Reporting Limit

E = Indicates value exceeds calibration range

J = Indicates an estimated value

B = Indicates analyte found in associated method blank

N = Indicates presumptive evidence of a compound

Report of Analysis

Client Sample ID: MW-12		Date Sampled: 04/24/15
Lab Sample ID: C39543-9		Date Received: 04/24/15
Matrix: AQ - Ground Water		Percent Solids: n/a
Method: SW846 8260B		
Project: T0600101592-9201 San Leandro Street, Oakland CA		

VOA 8260 List

CAS No.	Surrogate Recoveries	Run# 1	Run# 2	Limits
2037-26-5	Toluene-D8	104%		70-130%
460-00-4	4-Bromofluorobenzene	89%		70-130%

(a) CCV outside of control limits (biased high); not detected in sample.

ND = Not detected MDL = Method Detection Limit
 RL = Reporting Limit

J = Indicates an estimated value
 B = Indicates analyte found in associated method blank
 N = Indicates presumptive evidence of a compound

Report of Analysis

Client Sample ID: MW-12	Date Sampled: 04/24/15
Lab Sample ID: C39543-9	Date Received: 04/24/15
Matrix: AQ - Ground Water	Percent Solids: n/a
Method: SW846 8015B M SW846 3510C	
Project: T0600101592-9201 San Leandro Street, Oakland CA	

	File ID	DF	Analyzed	By	Prep Date	Prep Batch	Analytical Batch
Run #1	HH322557.D	1	04/29/15	AG	04/25/15	OP12103	GHH1515
Run #2							

	Initial Volume	Final Volume
Run #1	1050 ml	1.0 ml
Run #2		

TPH Extractable w/ Silica Gel Cleanup

CAS No.	Compound	Result	RL	MDL	Units	Q
	TPH (Diesel) ^a	0.0599	0.095	0.048	mg/l	J
	TPH (Motor Oil)	ND	0.19	0.095	mg/l	

CAS No.	Surrogate Recoveries	Run# 1	Run# 2	Limits
630-01-3	Hexacosane	95%		32-124%

(a) Atypical Diesel pattern; value due on discrete peaks and heavier hydrocarbons (C14-C28) contributing to quantitation.

ND = Not detected MDL = Method Detection Limit J = Indicates an estimated value
 RL = Reporting Limit B = Indicates analyte found in associated method blank
 E = Indicates value exceeds calibration range N = Indicates presumptive evidence of a compound

Report of Analysis

Client Sample ID: E-3		
Lab Sample ID: C39543-10		Date Sampled: 04/24/15
Matrix: AQ - Ground Water		Date Received: 04/24/15
Method: SW846 8260B		Percent Solids: n/a
Project: T0600101592-9201 San Leandro Street, Oakland CA		

Run #1	File ID	DF	Analyzed	By	Prep Date	Prep Batch	Analytical Batch
Run #1	W52632.D	1	04/30/15	JC	n/a	n/a	VW1918
Run #2							

Run #1	Purge Volume
Run #1	10.0 ml
Run #2	

VOA 8260 List

CAS No.	Compound	Result	RL	MDL	Units	Q
67-64-1	Acetone	ND	20	4.0	ug/l	
71-43-2	Benzene	ND	1.0	0.20	ug/l	
108-86-1	Bromobenzene	ND	1.0	0.20	ug/l	
74-97-5	Bromochloromethane	ND	1.0	0.20	ug/l	
75-27-4	Bromodichloromethane	ND	1.0	0.20	ug/l	
75-25-2	Bromoform	ND	1.0	0.22	ug/l	
104-51-8	n-Butylbenzene	ND	2.0	0.20	ug/l	
135-98-8	sec-Butylbenzene	ND	2.0	0.20	ug/l	
98-06-6	tert-Butylbenzene	ND	2.0	0.28	ug/l	
108-90-7	Chlorobenzene	ND	1.0	0.20	ug/l	
75-00-3	Chloroethane	ND	1.0	0.20	ug/l	
67-66-3	Chloroform	ND	1.0	0.20	ug/l	
95-49-8	o-Chlorotoluene	ND	2.0	0.20	ug/l	
106-43-4	p-Chlorotoluene	ND	2.0	0.26	ug/l	
56-23-5	Carbon tetrachloride	ND	1.0	0.20	ug/l	
75-34-3	1,1-Dichloroethane	ND	1.0	0.20	ug/l	
75-35-4	1,1-Dichloroethylene	ND	1.0	0.20	ug/l	
563-58-6	1,1-Dichloropropene	ND	1.0	0.20	ug/l	
96-12-8	1,2-Dibromo-3-chloropropane	ND	2.0	0.40	ug/l	
106-93-4	1,2-Dibromoethane	ND	1.0	0.20	ug/l	
107-06-2	1,2-Dichloroethane	0.36	1.0	0.20	ug/l	J
78-87-5	1,2-Dichloropropane	ND	1.0	0.20	ug/l	
142-28-9	1,3-Dichloropropane	ND	1.0	0.20	ug/l	
108-20-3	Di-Isopropyl ether	ND	2.0	0.22	ug/l	
594-20-7	2,2-Dichloropropane	ND	1.0	0.20	ug/l	
124-48-1	Dibromochloromethane	ND	1.0	0.20	ug/l	
75-71-8	Dichlorodifluoromethane	ND	1.0	0.20	ug/l	
156-59-2	cis-1,2-Dichloroethylene	ND	1.0	0.20	ug/l	
10061-01-5	cis-1,3-Dichloropropene	ND	1.0	0.20	ug/l	
541-73-1	m-Dichlorobenzene	ND	1.0	0.20	ug/l	
95-50-1	o-Dichlorobenzene	ND	1.0	0.20	ug/l	
106-46-7	p-Dichlorobenzene	ND	1.0	0.20	ug/l	

ND = Not detected MDL = Method Detection Limit J = Indicates an estimated value
 RL = Reporting Limit B = Indicates analyte found in associated method blank
 E = Indicates value exceeds calibration range N = Indicates presumptive evidence of a compound

Report of Analysis

Client Sample ID: E-3		Date Sampled: 04/24/15
Lab Sample ID: C39543-10		Date Received: 04/24/15
Matrix: AQ - Ground Water		Percent Solids: n/a
Method: SW846 8260B		
Project: T0600101592-9201 San Leandro Street, Oakland CA		

VOA 8260 List

CAS No.	Compound	Result	RL	MDL	Units	Q
156-60-5	trans-1,2-Dichloroethylene	ND	1.0	0.20	ug/l	
10061-02-6	trans-1,3-Dichloropropene	ND	1.0	0.30	ug/l	
100-41-4	Ethylbenzene	ND	1.0	0.20	ug/l	
637-92-3	Ethyl Tert Butyl Ether	ND	2.0	0.22	ug/l	
591-78-6	2-Hexanone	ND	10	2.0	ug/l	
87-68-3	Hexachlorobutadiene	ND	2.0	0.20	ug/l	
98-82-8	Isopropylbenzene	ND	1.0	0.20	ug/l	
99-87-6	p-Isopropyltoluene	ND	2.0	0.20	ug/l	
108-10-1	4-Methyl-2-pentanone	ND	10	1.0	ug/l	
74-83-9	Methyl bromide	ND	2.0	0.20	ug/l	
74-87-3	Methyl chloride	ND	1.0	0.30	ug/l	
74-95-3	Methylene bromide	ND	1.0	0.20	ug/l	
75-09-2	Methylene chloride	ND	10	2.0	ug/l	
78-93-3	Methyl ethyl ketone	ND	10	2.0	ug/l	
1634-04-4	Methyl Tert Butyl Ether	0.31	1.0	0.20	ug/l	J
91-20-3	Naphthalene	ND	5.0	0.50	ug/l	
103-65-1	n-Propylbenzene	ND	2.0	0.20	ug/l	
100-42-5	Styrene	ND	1.0	0.20	ug/l	
994-05-8	Tert-Amyl Methyl Ether	ND	2.0	0.40	ug/l	
75-65-0	Tert-Butyl Alcohol	ND	10	2.4	ug/l	
630-20-6	1,1,1,2-Tetrachloroethane	ND	1.0	0.30	ug/l	
71-55-6	1,1,1-Trichloroethane	ND	1.0	0.20	ug/l	
79-34-5	1,1,2,2-Tetrachloroethane	ND	1.0	0.20	ug/l	
79-00-5	1,1,2-Trichloroethane	ND	1.0	0.22	ug/l	
87-61-6	1,2,3-Trichlorobenzene	ND	2.0	0.20	ug/l	
96-18-4	1,2,3-Trichloropropane	ND	2.0	0.20	ug/l	
120-82-1	1,2,4-Trichlorobenzene	ND	2.0	0.20	ug/l	
95-63-6	1,2,4-Trimethylbenzene	ND	2.0	0.20	ug/l	
108-67-8	1,3,5-Trimethylbenzene	ND	2.0	0.20	ug/l	
127-18-4	Tetrachloroethylene	ND	1.0	0.30	ug/l	
108-88-3	Toluene	ND	1.0	0.20	ug/l	
79-01-6	Trichloroethylene	ND	1.0	0.20	ug/l	
75-69-4	Trichlorofluoromethane	ND	1.0	0.20	ug/l	
75-01-4	Vinyl chloride	ND	1.0	0.20	ug/l	
1330-20-7	Xylene (total)	ND	2.0	0.46	ug/l	
	TPH-GRO (C6-C10)	48.6	50	25	ug/l	J

CAS No.	Surrogate Recoveries	Run# 1	Run# 2	Limits
1868-53-7	Dibromofluoromethane	102%		70-130%

ND = Not detected MDL = Method Detection Limit J = Indicates an estimated value
 RL = Reporting Limit B = Indicates analyte found in associated method blank
 E = Indicates value exceeds calibration range N = Indicates presumptive evidence of a compound

Report of Analysis

Client Sample ID: E-3		Date Sampled: 04/24/15
Lab Sample ID: C39543-10		Date Received: 04/24/15
Matrix: AQ - Ground Water		Percent Solids: n/a
Method: SW846 8260B		
Project: T0600101592-9201 San Leandro Street, Oakland CA		

VOA 8260 List

CAS No.	Surrogate Recoveries	Run# 1	Run# 2	Limits
2037-26-5	Toluene-D8	104%		70-130%
460-00-4	4-Bromofluorobenzene	99%		70-130%

ND = Not detected MDL = Method Detection Limit
 RL = Reporting Limit
 E = Indicates value exceeds calibration range

J = Indicates an estimated value
 B = Indicates analyte found in associated method blank
 N = Indicates presumptive evidence of a compound

Report of Analysis

Client Sample ID: E-3	Date Sampled: 04/24/15
Lab Sample ID: C39543-10	Date Received: 04/24/15
Matrix: AQ - Ground Water	Percent Solids: n/a
Method: SW846 8015B M SW846 3510C	
Project: T0600101592-9201 San Leandro Street, Oakland CA	

Run #	File ID	DF	Analyzed	By	Prep Date	Prep Batch	Analytical Batch
Run #1	HH322677.D	400	05/01/15	AG	04/25/15	OP12103	GHH1518
Run #2							

Run #	Initial Volume	Final Volume
Run #1	1040 ml	1.0 ml
Run #2		

TPH Extractable w/ Silica Gel Cleanup

CAS No.	Compound	Result	RL	MDL	Units	Q
	TPH (Diesel)	ND	38	19	mg/l	
	TPH (Motor Oil)	416	77	38	mg/l	

CAS No.	Surrogate Recoveries	Run# 1	Run# 2	Limits
630-01-3	Hexacosane	112%		32-124%

ND = Not detected MDL = Method Detection Limit
 RL = Reporting Limit
 E = Indicates value exceeds calibration range

J = Indicates an estimated value
 B = Indicates analyte found in associated method blank
 N = Indicates presumptive evidence of a compound

Report of Analysis

Client Sample ID: E-5		
Lab Sample ID: C39543-11		Date Sampled: 04/24/15
Matrix: AQ - Ground Water		Date Received: 04/24/15
Method: SW846 8260B		Percent Solids: n/a
Project: T0600101592-9201 San Leandro Street, Oakland CA		

Run #	File ID	DF	Analyzed	By	Prep Date	Prep Batch	Analytical Batch
Run #1	V24460.D	1	04/28/15	EA	n/a	n/a	VV973
Run #2							

Run #	Purge Volume
Run #1	10.0 ml
Run #2	

VOA 8260 List

CAS No.	Compound	Result	RL	MDL	Units	Q
67-64-1	Acetone	4.6	20	4.0	ug/l	J
71-43-2	Benzene	ND	1.0	0.20	ug/l	
108-86-1	Bromobenzene	ND	1.0	0.20	ug/l	
74-97-5	Bromochloromethane	ND	1.0	0.20	ug/l	
75-27-4	Bromodichloromethane	ND	1.0	0.20	ug/l	
75-25-2	Bromoform	ND	1.0	0.22	ug/l	
104-51-8	n-Butylbenzene	ND	2.0	0.20	ug/l	
135-98-8	sec-Butylbenzene	ND	2.0	0.20	ug/l	
98-06-6	tert-Butylbenzene	ND	2.0	0.28	ug/l	
108-90-7	Chlorobenzene	ND	1.0	0.20	ug/l	
75-00-3	Chloroethane	ND	1.0	0.20	ug/l	
67-66-3	Chloroform	ND	1.0	0.20	ug/l	
95-49-8	o-Chlorotoluene	ND	2.0	0.20	ug/l	
106-43-4	p-Chlorotoluene	ND	2.0	0.26	ug/l	
56-23-5	Carbon tetrachloride	ND	1.0	0.20	ug/l	
75-34-3	1,1-Dichloroethane	ND	1.0	0.20	ug/l	
75-35-4	1,1-Dichloroethylene	ND	1.0	0.20	ug/l	
563-58-6	1,1-Dichloropropene	ND	1.0	0.20	ug/l	
96-12-8	1,2-Dibromo-3-chloropropane	ND	2.0	0.40	ug/l	
106-93-4	1,2-Dibromoethane	ND	1.0	0.20	ug/l	
107-06-2	1,2-Dichloroethane	ND	1.0	0.20	ug/l	
78-87-5	1,2-Dichloropropane	ND	1.0	0.20	ug/l	
142-28-9	1,3-Dichloropropane	ND	1.0	0.20	ug/l	
108-20-3	Di-Isopropyl ether	ND	2.0	0.22	ug/l	
594-20-7	2,2-Dichloropropane	ND	1.0	0.20	ug/l	
124-48-1	Dibromochloromethane	ND	1.0	0.20	ug/l	
75-71-8	Dichlorodifluoromethane ^a	ND	1.0	0.20	ug/l	
156-59-2	cis-1,2-Dichloroethylene	ND	1.0	0.20	ug/l	
10061-01-5	cis-1,3-Dichloropropene	ND	1.0	0.20	ug/l	
541-73-1	m-Dichlorobenzene	ND	1.0	0.20	ug/l	
95-50-1	o-Dichlorobenzene	ND	1.0	0.20	ug/l	
106-46-7	p-Dichlorobenzene	ND	1.0	0.20	ug/l	

ND = Not detected MDL = Method Detection Limit J = Indicates an estimated value
 RL = Reporting Limit B = Indicates analyte found in associated method blank
 E = Indicates value exceeds calibration range N = Indicates presumptive evidence of a compound

Report of Analysis

Client Sample ID: E-5		Date Sampled: 04/24/15
Lab Sample ID: C39543-11		Date Received: 04/24/15
Matrix: AQ - Ground Water		Percent Solids: n/a
Method: SW846 8260B		
Project: T0600101592-9201 San Leandro Street, Oakland CA		

VOA 8260 List

CAS No.	Compound	Result	RL	MDL	Units	Q
156-60-5	trans-1,2-Dichloroethylene	ND	1.0	0.20	ug/l	
10061-02-6	trans-1,3-Dichloropropene	ND	1.0	0.30	ug/l	
100-41-4	Ethylbenzene	ND	1.0	0.20	ug/l	
637-92-3	Ethyl Tert Butyl Ether	ND	2.0	0.22	ug/l	
591-78-6	2-Hexanone	ND	10	2.0	ug/l	
87-68-3	Hexachlorobutadiene	ND	2.0	0.20	ug/l	
98-82-8	Isopropylbenzene	ND	1.0	0.20	ug/l	
99-87-6	p-Isopropyltoluene	ND	2.0	0.20	ug/l	
108-10-1	4-Methyl-2-pentanone	ND	10	1.0	ug/l	
74-83-9	Methyl bromide	ND	2.0	0.20	ug/l	
74-87-3	Methyl chloride	ND	1.0	0.30	ug/l	
74-95-3	Methylene bromide	ND	1.0	0.20	ug/l	
75-09-2	Methylene chloride	ND	10	2.0	ug/l	
78-93-3	Methyl ethyl ketone	ND	10	2.0	ug/l	
1634-04-4	Methyl Tert Butyl Ether	0.45	1.0	0.20	ug/l	J
91-20-3	Naphthalene	ND	5.0	0.50	ug/l	
103-65-1	n-Propylbenzene	ND	2.0	0.20	ug/l	
100-42-5	Styrene	ND	1.0	0.20	ug/l	
994-05-8	Tert-Amyl Methyl Ether	ND	2.0	0.40	ug/l	
75-65-0	Tert-Butyl Alcohol	ND	10	2.4	ug/l	
630-20-6	1,1,1,2-Tetrachloroethane	ND	1.0	0.30	ug/l	
71-55-6	1,1,1-Trichloroethane	ND	1.0	0.20	ug/l	
79-34-5	1,1,2,2-Tetrachloroethane	ND	1.0	0.20	ug/l	
79-00-5	1,1,2-Trichloroethane	ND	1.0	0.22	ug/l	
87-61-6	1,2,3-Trichlorobenzene	ND	2.0	0.20	ug/l	
96-18-4	1,2,3-Trichloropropane	ND	2.0	0.20	ug/l	
120-82-1	1,2,4-Trichlorobenzene	ND	2.0	0.20	ug/l	
95-63-6	1,2,4-Trimethylbenzene	ND	2.0	0.20	ug/l	
108-67-8	1,3,5-Trimethylbenzene	ND	2.0	0.20	ug/l	
127-18-4	Tetrachloroethylene	ND	1.0	0.30	ug/l	
108-88-3	Toluene	ND	1.0	0.20	ug/l	
79-01-6	Trichloroethylene	ND	1.0	0.20	ug/l	
75-69-4	Trichlorofluoromethane	ND	1.0	0.20	ug/l	
75-01-4	Vinyl chloride	ND	1.0	0.20	ug/l	
1330-20-7	Xylene (total)	ND	2.0	0.46	ug/l	
	TPH-GRO (C6-C10)	ND	50	25	ug/l	

CAS No.	Surrogate Recoveries	Run# 1	Run# 2	Limits
1868-53-7	Dibromofluoromethane	98%		70-130%

ND = Not detected MDL = Method Detection Limit J = Indicates an estimated value
 RL = Reporting Limit B = Indicates analyte found in associated method blank
 E = Indicates value exceeds calibration range N = Indicates presumptive evidence of a compound

Report of Analysis

Client Sample ID: E-5		Date Sampled: 04/24/15
Lab Sample ID: C39543-11		Date Received: 04/24/15
Matrix: AQ - Ground Water		Percent Solids: n/a
Method: SW846 8260B		
Project: T0600101592-9201 San Leandro Street, Oakland CA		

VOA 8260 List

CAS No.	Surrogate Recoveries	Run# 1	Run# 2	Limits
2037-26-5	Toluene-D8	100%		70-130%
460-00-4	4-Bromofluorobenzene	99%		70-130%

(a) CCV outside of control limits (biased high); not detected in sample.

ND = Not detected MDL = Method Detection Limit
 RL = Reporting Limit
 E = Indicates value exceeds calibration range

J = Indicates an estimated value
 B = Indicates analyte found in associated method blank
 N = Indicates presumptive evidence of a compound

Report of Analysis

Client Sample ID: E-5	Date Sampled: 04/24/15
Lab Sample ID: C39543-11	Date Received: 04/24/15
Matrix: AQ - Ground Water	Percent Solids: n/a
Method: SW846 8015B M SW846 3510C	
Project: T0600101592-9201 San Leandro Street, Oakland CA	

Run #	File ID	DF	Analyzed	By	Prep Date	Prep Batch	Analytical Batch
Run #1	HH322678.D	20	05/01/15	AG	04/25/15	OP12103	GHH1518
Run #2							

Run #	Initial Volume	Final Volume
Run #1	1000 ml	1.0 ml
Run #2		

TPH Extractable w/ Silica Gel Cleanup

CAS No.	Compound	Result	RL	MDL	Units	Q
	TPH (Diesel)	ND	2.0	1.0	mg/l	
	TPH (Motor Oil)	26.3	4.0	2.0	mg/l	

CAS No.	Surrogate Recoveries	Run# 1	Run# 2	Limits
630-01-3	Hexacosane	81%		32-124%

ND = Not detected MDL = Method Detection Limit J = Indicates an estimated value
 RL = Reporting Limit B = Indicates analyte found in associated method blank
 E = Indicates value exceeds calibration range N = Indicates presumptive evidence of a compound

Report of Analysis

Client Sample ID: E-6	Date Sampled: 04/24/15
Lab Sample ID: C39543-12	Date Received: 04/24/15
Matrix: AQ - Ground Water	Percent Solids: n/a
Method: SW846 8260B	
Project: T0600101592-9201 San Leandro Street, Oakland CA	

Run #	File ID	DF	Analyzed	By	Prep Date	Prep Batch	Analytical Batch
Run #1	U26867.D	1	04/28/15	JC	n/a	n/a	VU1104
Run #2							

Run #	Purge Volume
Run #1	10.0 ml
Run #2	

VOA 8260 List

CAS No.	Compound	Result	RL	MDL	Units	Q
67-64-1	Acetone	6.6	20	4.0	ug/l	J
71-43-2	Benzene	ND	1.0	0.20	ug/l	
108-86-1	Bromobenzene	ND	1.0	0.20	ug/l	
74-97-5	Bromochloromethane	ND	1.0	0.20	ug/l	
75-27-4	Bromodichloromethane	ND	1.0	0.20	ug/l	
75-25-2	Bromoform	ND	1.0	0.22	ug/l	
104-51-8	n-Butylbenzene	ND	2.0	0.20	ug/l	
135-98-8	sec-Butylbenzene	ND	2.0	0.20	ug/l	
98-06-6	tert-Butylbenzene	1.8	2.0	0.28	ug/l	J
108-90-7	Chlorobenzene	ND	1.0	0.20	ug/l	
75-00-3	Chloroethane	ND	1.0	0.20	ug/l	
67-66-3	Chloroform	ND	1.0	0.20	ug/l	
95-49-8	o-Chlorotoluene	ND	2.0	0.20	ug/l	
106-43-4	p-Chlorotoluene	ND	2.0	0.26	ug/l	
56-23-5	Carbon tetrachloride	ND	1.0	0.20	ug/l	
75-34-3	1,1-Dichloroethane	ND	1.0	0.20	ug/l	
75-35-4	1,1-Dichloroethylene	ND	1.0	0.20	ug/l	
563-58-6	1,1-Dichloropropene	ND	1.0	0.20	ug/l	
96-12-8	1,2-Dibromo-3-chloropropane	ND	2.0	0.40	ug/l	
106-93-4	1,2-Dibromoethane	ND	1.0	0.20	ug/l	
107-06-2	1,2-Dichloroethane	ND	1.0	0.20	ug/l	
78-87-5	1,2-Dichloropropane	ND	1.0	0.20	ug/l	
142-28-9	1,3-Dichloropropane	ND	1.0	0.20	ug/l	
108-20-3	Di-Isopropyl ether	ND	2.0	0.22	ug/l	
594-20-7	2,2-Dichloropropane	ND	1.0	0.20	ug/l	
124-48-1	Dibromochloromethane	ND	1.0	0.20	ug/l	
75-71-8	Dichlorodifluoromethane	ND	1.0	0.20	ug/l	
156-59-2	cis-1,2-Dichloroethylene	ND	1.0	0.20	ug/l	
10061-01-5	cis-1,3-Dichloropropene	ND	1.0	0.20	ug/l	
541-73-1	m-Dichlorobenzene	ND	1.0	0.20	ug/l	
95-50-1	o-Dichlorobenzene	ND	1.0	0.20	ug/l	
106-46-7	p-Dichlorobenzene	ND	1.0	0.20	ug/l	

ND = Not detected MDL = Method Detection Limit J = Indicates an estimated value
 RL = Reporting Limit B = Indicates analyte found in associated method blank
 E = Indicates value exceeds calibration range N = Indicates presumptive evidence of a compound

Report of Analysis

Client Sample ID: E-6		
Lab Sample ID: C39543-12		Date Sampled: 04/24/15
Matrix: AQ - Ground Water		Date Received: 04/24/15
Method: SW846 8260B		Percent Solids: n/a
Project: T0600101592-9201 San Leandro Street, Oakland CA		

VOA 8260 List

CAS No.	Compound	Result	RL	MDL	Units	Q
156-60-5	trans-1,2-Dichloroethylene	ND	1.0	0.20	ug/l	
10061-02-6	trans-1,3-Dichloropropene	ND	1.0	0.30	ug/l	
100-41-4	Ethylbenzene	ND	1.0	0.20	ug/l	
637-92-3	Ethyl Tert Butyl Ether	ND	2.0	0.22	ug/l	
591-78-6	2-Hexanone	ND	10	2.0	ug/l	
87-68-3	Hexachlorobutadiene	ND	2.0	0.20	ug/l	
98-82-8	Isopropylbenzene	0.25	1.0	0.20	ug/l	J
99-87-6	p-Isopropyltoluene	ND	2.0	0.20	ug/l	
108-10-1	4-Methyl-2-pentanone	ND	10	1.0	ug/l	
74-83-9	Methyl bromide	ND	2.0	0.20	ug/l	
74-87-3	Methyl chloride ^a	ND	1.0	0.30	ug/l	
74-95-3	Methylene bromide	ND	1.0	0.20	ug/l	
75-09-2	Methylene chloride	ND	10	2.0	ug/l	
78-93-3	Methyl ethyl ketone	ND	10	2.0	ug/l	
1634-04-4	Methyl Tert Butyl Ether	0.35	1.0	0.20	ug/l	J
91-20-3	Naphthalene	ND	5.0	0.50	ug/l	
103-65-1	n-Propylbenzene	0.32	2.0	0.20	ug/l	J
100-42-5	Styrene	ND	1.0	0.20	ug/l	
994-05-8	Tert-Amyl Methyl Ether	ND	2.0	0.40	ug/l	
75-65-0	Tert-Butyl Alcohol	ND	10	2.4	ug/l	
630-20-6	1,1,1,2-Tetrachloroethane	ND	1.0	0.30	ug/l	
71-55-6	1,1,1-Trichloroethane	ND	1.0	0.20	ug/l	
79-34-5	1,1,2,2-Tetrachloroethane	ND	1.0	0.20	ug/l	
79-00-5	1,1,2-Trichloroethane	ND	1.0	0.22	ug/l	
87-61-6	1,2,3-Trichlorobenzene	ND	2.0	0.20	ug/l	
96-18-4	1,2,3-Trichloropropane	ND	2.0	0.20	ug/l	
120-82-1	1,2,4-Trichlorobenzene	ND	2.0	0.20	ug/l	
95-63-6	1,2,4-Trimethylbenzene	ND	2.0	0.20	ug/l	
108-67-8	1,3,5-Trimethylbenzene	ND	2.0	0.20	ug/l	
127-18-4	Tetrachloroethylene	ND	1.0	0.30	ug/l	
108-88-3	Toluene	ND	1.0	0.20	ug/l	
79-01-6	Trichloroethylene	ND	1.0	0.20	ug/l	
75-69-4	Trichlorofluoromethane	ND	1.0	0.20	ug/l	
75-01-4	Vinyl chloride	ND	1.0	0.20	ug/l	
1330-20-7	Xylene (total)	ND	2.0	0.46	ug/l	
	TPH-GRO (C6-C10)	233	50	25	ug/l	

CAS No.	Surrogate Recoveries	Run# 1	Run# 2	Limits
1868-53-7	Dibromofluoromethane	98%		70-130%

ND = Not detected MDL = Method Detection Limit

RL = Reporting Limit

E = Indicates value exceeds calibration range

J = Indicates an estimated value

B = Indicates analyte found in associated method blank

N = Indicates presumptive evidence of a compound

Report of Analysis

Client Sample ID: E-6		Date Sampled: 04/24/15
Lab Sample ID: C39543-12		Date Received: 04/24/15
Matrix: AQ - Ground Water		Percent Solids: n/a
Method: SW846 8260B		
Project: T0600101592-9201 San Leandro Street, Oakland CA		

VOA 8260 List

CAS No.	Surrogate Recoveries	Run# 1	Run# 2	Limits
2037-26-5	Toluene-D8	108%		70-130%
460-00-4	4-Bromofluorobenzene	104%		70-130%

(a) CCV outside of control limits (biased high); not detected in sample.

ND = Not detected MDL = Method Detection Limit
 RL = Reporting Limit

J = Indicates an estimated value
 B = Indicates analyte found in associated method blank
 N = Indicates presumptive evidence of a compound

Report of Analysis

Client Sample ID: E-6	Date Sampled: 04/24/15
Lab Sample ID: C39543-12	Date Received: 04/24/15
Matrix: AQ - Ground Water	Percent Solids: n/a
Method: SW846 8015B M SW846 3510C	
Project: T0600101592-9201 San Leandro Street, Oakland CA	

Run #	File ID	DF	Analyzed	By	Prep Date	Prep Batch	Analytical Batch
Run #1	HH322679.D	2	05/01/15	AG	04/25/15	OP12103	GHH1518
Run #2							

Run #	Initial Volume	Final Volume
Run #1	1040 ml	1.0 ml
Run #2		

TPH Extractable w/ Silica Gel Cleanup

CAS No.	Compound	Result	RL	MDL	Units	Q
	TPH (Diesel)	ND	0.19	0.096	mg/l	
	TPH (Motor Oil)	2.39	0.38	0.19	mg/l	

CAS No.	Surrogate Recoveries	Run# 1	Run# 2	Limits
630-01-3	Hexacosane	98%		32-124%

ND = Not detected MDL = Method Detection Limit J = Indicates an estimated value
 RL = Reporting Limit B = Indicates analyte found in associated method blank
 E = Indicates value exceeds calibration range N = Indicates presumptive evidence of a compound

Report of Analysis

Client Sample ID: E-7		
Lab Sample ID: C39543-13		Date Sampled: 04/24/15
Matrix: AQ - Ground Water		Date Received: 04/24/15
Method: SW846 8260B		Percent Solids: n/a
Project: T0600101592-9201 San Leandro Street, Oakland CA		

Run #	File ID	DF	Analyzed	By	Prep Date	Prep Batch	Analytical Batch
Run #1	U26891.D	1	04/29/15	JC	n/a	n/a	VU1106
Run #2							

Run #	Purge Volume
Run #1	10.0 ml
Run #2	

VOA 8260 List

CAS No.	Compound	Result	RL	MDL	Units	Q
67-64-1	Acetone	8.5	20	4.0	ug/l	J
71-43-2	Benzene	16.1	1.0	0.20	ug/l	
108-86-1	Bromobenzene	ND	1.0	0.20	ug/l	
74-97-5	Bromochloromethane	ND	1.0	0.20	ug/l	
75-27-4	Bromodichloromethane	ND	1.0	0.20	ug/l	
75-25-2	Bromoform	ND	1.0	0.22	ug/l	
104-51-8	n-Butylbenzene	0.30	2.0	0.20	ug/l	J
135-98-8	sec-Butylbenzene	0.24	2.0	0.20	ug/l	J
98-06-6	tert-Butylbenzene	1.7	2.0	0.28	ug/l	J
108-90-7	Chlorobenzene	ND	1.0	0.20	ug/l	
75-00-3	Chloroethane	ND	1.0	0.20	ug/l	
67-66-3	Chloroform	ND	1.0	0.20	ug/l	
95-49-8	o-Chlorotoluene	ND	2.0	0.20	ug/l	
106-43-4	p-Chlorotoluene	ND	2.0	0.26	ug/l	
56-23-5	Carbon tetrachloride	ND	1.0	0.20	ug/l	
75-34-3	1,1-Dichloroethane	ND	1.0	0.20	ug/l	
75-35-4	1,1-Dichloroethylene	ND	1.0	0.20	ug/l	
563-58-6	1,1-Dichloropropene	ND	1.0	0.20	ug/l	
96-12-8	1,2-Dibromo-3-chloropropane	ND	2.0	0.40	ug/l	
106-93-4	1,2-Dibromoethane	ND	1.0	0.20	ug/l	
107-06-2	1,2-Dichloroethane	1.7	1.0	0.20	ug/l	
78-87-5	1,2-Dichloropropane	ND	1.0	0.20	ug/l	
142-28-9	1,3-Dichloropropane	ND	1.0	0.20	ug/l	
108-20-3	Di-Isopropyl ether	ND	2.0	0.22	ug/l	
594-20-7	2,2-Dichloropropane	ND	1.0	0.20	ug/l	
124-48-1	Dibromochloromethane	ND	1.0	0.20	ug/l	
75-71-8	Dichlorodifluoromethane	ND	1.0	0.20	ug/l	
156-59-2	cis-1,2-Dichloroethylene	ND	1.0	0.20	ug/l	
10061-01-5	cis-1,3-Dichloropropene	ND	1.0	0.20	ug/l	
541-73-1	m-Dichlorobenzene	ND	1.0	0.20	ug/l	
95-50-1	o-Dichlorobenzene	ND	1.0	0.20	ug/l	
106-46-7	p-Dichlorobenzene	ND	1.0	0.20	ug/l	

ND = Not detected MDL = Method Detection Limit

J = Indicates an estimated value

RL = Reporting Limit

B = Indicates analyte found in associated method blank

E = Indicates value exceeds calibration range

N = Indicates presumptive evidence of a compound

Report of Analysis

Client Sample ID: E-7		Date Sampled: 04/24/15
Lab Sample ID: C39543-13		Date Received: 04/24/15
Matrix: AQ - Ground Water		Percent Solids: n/a
Method: SW846 8260B		
Project: T0600101592-9201 San Leandro Street, Oakland CA		

VOA 8260 List

CAS No.	Compound	Result	RL	MDL	Units	Q
156-60-5	trans-1,2-Dichloroethylene	ND	1.0	0.20	ug/l	
10061-02-6	trans-1,3-Dichloropropene	ND	1.0	0.30	ug/l	
100-41-4	Ethylbenzene	0.53	1.0	0.20	ug/l	J
637-92-3	Ethyl Tert Butyl Ether	ND	2.0	0.22	ug/l	
591-78-6	2-Hexanone	ND	10	2.0	ug/l	
87-68-3	Hexachlorobutadiene	ND	2.0	0.20	ug/l	
98-82-8	Isopropylbenzene	1.0	1.0	0.20	ug/l	
99-87-6	p-Isopropyltoluene	ND	2.0	0.20	ug/l	
108-10-1	4-Methyl-2-pentanone	ND	10	1.0	ug/l	
74-83-9	Methyl bromide	ND	2.0	0.20	ug/l	
74-87-3	Methyl chloride	ND	1.0	0.30	ug/l	
74-95-3	Methylene bromide	ND	1.0	0.20	ug/l	
75-09-2	Methylene chloride	ND	10	2.0	ug/l	
78-93-3	Methyl ethyl ketone	ND	10	2.0	ug/l	
1634-04-4	Methyl Tert Butyl Ether	0.59	1.0	0.20	ug/l	J
91-20-3	Naphthalene	1.0	5.0	0.50	ug/l	J
103-65-1	n-Propylbenzene	1.5	2.0	0.20	ug/l	J
100-42-5	Styrene	ND	1.0	0.20	ug/l	
994-05-8	Tert-Amyl Methyl Ether	ND	2.0	0.40	ug/l	
75-65-0	Tert-Butyl Alcohol	14.0	10	2.4	ug/l	
630-20-6	1,1,1,2-Tetrachloroethane	ND	1.0	0.30	ug/l	
71-55-6	1,1,1-Trichloroethane	ND	1.0	0.20	ug/l	
79-34-5	1,1,2,2-Tetrachloroethane	ND	1.0	0.20	ug/l	
79-00-5	1,1,2-Trichloroethane	ND	1.0	0.22	ug/l	
87-61-6	1,2,3-Trichlorobenzene	ND	2.0	0.20	ug/l	
96-18-4	1,2,3-Trichloropropane	ND	2.0	0.20	ug/l	
120-82-1	1,2,4-Trichlorobenzene	ND	2.0	0.20	ug/l	
95-63-6	1,2,4-Trimethylbenzene	3.9	2.0	0.20	ug/l	
108-67-8	1,3,5-Trimethylbenzene	ND	2.0	0.20	ug/l	
127-18-4	Tetrachloroethylene	ND	1.0	0.30	ug/l	
108-88-3	Toluene	1.4	1.0	0.20	ug/l	
79-01-6	Trichloroethylene	ND	1.0	0.20	ug/l	
75-69-4	Trichlorofluoromethane	ND	1.0	0.20	ug/l	
75-01-4	Vinyl chloride	ND	1.0	0.20	ug/l	
1330-20-7	Xylene (total)	7.3	2.0	0.46	ug/l	
	TPH-GRO (C6-C10)	524	50	25	ug/l	

CAS No.	Surrogate Recoveries	Run# 1	Run# 2	Limits
1868-53-7	Dibromofluoromethane	103%		70-130%

ND = Not detected MDL = Method Detection Limit

RL = Reporting Limit

E = Indicates value exceeds calibration range

J = Indicates an estimated value

B = Indicates analyte found in associated method blank

N = Indicates presumptive evidence of a compound

Report of Analysis

Client Sample ID: E-7		Date Sampled: 04/24/15
Lab Sample ID: C39543-13		Date Received: 04/24/15
Matrix: AQ - Ground Water		Percent Solids: n/a
Method: SW846 8260B		
Project: T0600101592-9201 San Leandro Street, Oakland CA		

VOA 8260 List

CAS No.	Surrogate Recoveries	Run# 1	Run# 2	Limits
2037-26-5	Toluene-D8	100%		70-130%
460-00-4	4-Bromofluorobenzene	96%		70-130%

ND = Not detected MDL = Method Detection Limit
 RL = Reporting Limit
 E = Indicates value exceeds calibration range

J = Indicates an estimated value
 B = Indicates analyte found in associated method blank
 N = Indicates presumptive evidence of a compound

Report of Analysis

Client Sample ID: E-7	Date Sampled: 04/24/15
Lab Sample ID: C39543-13	Date Received: 04/24/15
Matrix: AQ - Ground Water	Percent Solids: n/a
Method: SW846 8015B M SW846 3510C	
Project: T0600101592-9201 San Leandro Street, Oakland CA	

Run #	File ID	DF	Analyzed	By	Prep Date	Prep Batch	Analytical Batch
Run #1	HH322680.D	10	05/01/15	AG	04/25/15	OP12103	GHH1518
Run #2							

Run #	Initial Volume	Final Volume
Run #1	1050 ml	1.0 ml
Run #2		

TPH Extractable w/ Silica Gel Cleanup

CAS No.	Compound	Result	RL	MDL	Units	Q
	TPH (Diesel)	ND	0.95	0.48	mg/l	
	TPH (Motor Oil)	11.4	1.9	0.95	mg/l	

CAS No.	Surrogate Recoveries	Run# 1	Run# 2	Limits
630-01-3	Hexacosane	157% ^a		32-124%

(a) Outside control limits due to dilution and matrix interference.

ND = Not detected MDL = Method Detection Limit J = Indicates an estimated value
 RL = Reporting Limit B = Indicates analyte found in associated method blank
 E = Indicates value exceeds calibration range N = Indicates presumptive evidence of a compound

Report of Analysis

Client Sample ID: E-9		Date Sampled: 04/24/15
Lab Sample ID: C39543-14		Date Received: 04/24/15
Matrix: AQ - Ground Water		Percent Solids: n/a
Method: SW846 8260B		
Project: T0600101592-9201 San Leandro Street, Oakland CA		

Run #1	File ID	DF	Analyzed	By	Prep Date	Prep Batch	Analytical Batch
Run #2	U26869.D	50	04/28/15	JC	n/a	n/a	VU1104

Run #1	Purge Volume
Run #2	10.0 ml

VOA 8260 List

CAS No.	Compound	Result	RL	MDL	Units	Q
67-64-1	Acetone	ND	1000	200	ug/l	
71-43-2	Benzene	2150	50	10	ug/l	
108-86-1	Bromobenzene	ND	50	10	ug/l	
74-97-5	Bromochloromethane	ND	50	10	ug/l	
75-27-4	Bromodichloromethane	ND	50	10	ug/l	
75-25-2	Bromoform	ND	50	11	ug/l	
104-51-8	n-Butylbenzene	ND	100	10	ug/l	
135-98-8	sec-Butylbenzene	16.8	100	10	ug/l	J
98-06-6	tert-Butylbenzene	ND	100	14	ug/l	
108-90-7	Chlorobenzene	ND	50	10	ug/l	
75-00-3	Chloroethane	ND	50	10	ug/l	
67-66-3	Chloroform	ND	50	10	ug/l	
95-49-8	o-Chlorotoluene	ND	100	10	ug/l	
106-43-4	p-Chlorotoluene	ND	100	13	ug/l	
56-23-5	Carbon tetrachloride	ND	50	10	ug/l	
75-34-3	1,1-Dichloroethane	ND	50	10	ug/l	
75-35-4	1,1-Dichloroethylene	ND	50	10	ug/l	
563-58-6	1,1-Dichloropropene	ND	50	10	ug/l	
96-12-8	1,2-Dibromo-3-chloropropane	ND	100	20	ug/l	
106-93-4	1,2-Dibromoethane	ND	50	10	ug/l	
107-06-2	1,2-Dichloroethane	ND	50	10	ug/l	
78-87-5	1,2-Dichloropropane	ND	50	10	ug/l	
142-28-9	1,3-Dichloropropane	ND	50	10	ug/l	
108-20-3	Di-Isopropyl ether	ND	100	11	ug/l	
594-20-7	2,2-Dichloropropane	ND	50	10	ug/l	
124-48-1	Dibromochloromethane	ND	50	10	ug/l	
75-71-8	Dichlorodifluoromethane	ND	50	10	ug/l	
156-59-2	cis-1,2-Dichloroethylene	ND	50	10	ug/l	
10061-01-5	cis-1,3-Dichloropropene	ND	50	10	ug/l	
541-73-1	m-Dichlorobenzene	ND	50	10	ug/l	
95-50-1	o-Dichlorobenzene	ND	50	10	ug/l	
106-46-7	p-Dichlorobenzene	ND	50	10	ug/l	

ND = Not detected MDL = Method Detection Limit

RL = Reporting Limit

E = Indicates value exceeds calibration range

J = Indicates an estimated value

B = Indicates analyte found in associated method blank

N = Indicates presumptive evidence of a compound

Report of Analysis

Client Sample ID: E-9		Date Sampled: 04/24/15
Lab Sample ID: C39543-14		Date Received: 04/24/15
Matrix: AQ - Ground Water		Percent Solids: n/a
Method: SW846 8260B		
Project: T0600101592-9201 San Leandro Street, Oakland CA		

VOA 8260 List

CAS No.	Compound	Result	RL	MDL	Units	Q
156-60-5	trans-1,2-Dichloroethylene	ND	50	10	ug/l	
10061-02-6	trans-1,3-Dichloropropene	ND	50	15	ug/l	
100-41-4	Ethylbenzene	194	50	10	ug/l	
637-92-3	Ethyl Tert Butyl Ether	ND	100	11	ug/l	
591-78-6	2-Hexanone	ND	500	100	ug/l	
87-68-3	Hexachlorobutadiene	ND	100	10	ug/l	
98-82-8	Isopropylbenzene	35.3	50	10	ug/l	J
99-87-6	p-Isopropyltoluene	16.8	100	10	ug/l	J
108-10-1	4-Methyl-2-pentanone	ND	500	50	ug/l	
74-83-9	Methyl bromide	ND	100	10	ug/l	
74-87-3	Methyl chloride ^a	ND	50	15	ug/l	
74-95-3	Methylene bromide	ND	50	10	ug/l	
75-09-2	Methylene chloride	ND	500	100	ug/l	
78-93-3	Methyl ethyl ketone	ND	500	100	ug/l	
1634-04-4	Methyl Tert Butyl Ether	ND	50	10	ug/l	
91-20-3	Naphthalene	466	250	25	ug/l	
103-65-1	n-Propylbenzene	48.7	100	10	ug/l	J
100-42-5	Styrene	ND	50	10	ug/l	
994-05-8	Tert-Amyl Methyl Ether	ND	100	20	ug/l	
75-65-0	Tert-Butyl Alcohol	ND	500	120	ug/l	
630-20-6	1,1,1,2-Tetrachloroethane	ND	50	15	ug/l	
71-55-6	1,1,1-Trichloroethane	ND	50	10	ug/l	
79-34-5	1,1,2,2-Tetrachloroethane	ND	50	10	ug/l	
79-00-5	1,1,2-Trichloroethane	ND	50	11	ug/l	
87-61-6	1,2,3-Trichlorobenzene	ND	100	10	ug/l	
96-18-4	1,2,3-Trichloropropane	22.0	100	10	ug/l	J
120-82-1	1,2,4-Trichlorobenzene	ND	100	10	ug/l	
95-63-6	1,2,4-Trimethylbenzene	4750	100	10	ug/l	
108-67-8	1,3,5-Trimethylbenzene	1110	100	10	ug/l	
127-18-4	Tetrachloroethylene	ND	50	15	ug/l	
108-88-3	Toluene	626	50	10	ug/l	
79-01-6	Trichloroethylene	ND	50	10	ug/l	
75-69-4	Trichlorofluoromethane	ND	50	10	ug/l	
75-01-4	Vinyl chloride	ND	50	10	ug/l	
1330-20-7	Xylene (total)	3670	100	23	ug/l	
	TPH-GRO (C6-C10)	25700	2500	1300	ug/l	

CAS No.	Surrogate Recoveries	Run# 1	Run# 2	Limits
1868-53-7	Dibromofluoromethane	109%		70-130%

ND = Not detected MDL = Method Detection Limit

RL = Reporting Limit

E = Indicates value exceeds calibration range

J = Indicates an estimated value

B = Indicates analyte found in associated method blank

N = Indicates presumptive evidence of a compound

Report of Analysis

Client Sample ID: E-9	Date Sampled: 04/24/15
Lab Sample ID: C39543-14	Date Received: 04/24/15
Matrix: AQ - Ground Water	Percent Solids: n/a
Method: SW846 8260B	
Project: T0600101592-9201 San Leandro Street, Oakland CA	

VOA 8260 List

CAS No.	Surrogate Recoveries	Run# 1	Run# 2	Limits
2037-26-5	Toluene-D8	101%		70-130%
460-00-4	4-Bromofluorobenzene	92%		70-130%

(a) CCV outside of control limits (biased high); not detected in sample.

ND = Not detected MDL = Method Detection Limit
 RL = Reporting Limit
 E = Indicates value exceeds calibration range

J = Indicates an estimated value
 B = Indicates analyte found in associated method blank
 N = Indicates presumptive evidence of a compound

Report of Analysis

Client Sample ID: E-9	Date Sampled: 04/24/15
Lab Sample ID: C39543-14	Date Received: 04/24/15
Matrix: AQ - Ground Water	Percent Solids: n/a
Method: SW846 8015B M SW846 3510C	
Project: T0600101592-9201 San Leandro Street, Oakland CA	

Run #	File ID	DF	Analyzed	By	Prep Date	Prep Batch	Analytical Batch
Run #1	HH322681.D	200	05/01/15	AG	04/25/15	OP12103	GHH1518
Run #2							

Run #	Initial Volume	Final Volume
Run #1	1040 ml	1.5 ml
Run #2		

TPH Extractable w/ Silica Gel Cleanup

CAS No.	Compound	Result	RL	MDL	Units	Q
	TPH (Diesel) ^a	250	29	14	mg/l	
	TPH (Motor Oil)	ND	58	29	mg/l	

CAS No.	Surrogate Recoveries	Run# 1	Run# 2	Limits
630-01-3	Hexacosane	86%		32-124%

(a) Diesel pattern is not present; higher boiling gasoline compounds in Diesel range.

ND = Not detected MDL = Method Detection Limit J = Indicates an estimated value
 RL = Reporting Limit B = Indicates analyte found in associated method blank
 E = Indicates value exceeds calibration range N = Indicates presumptive evidence of a compound

Report of Analysis

Client Sample ID: AS-1D		Date Sampled: 04/24/15
Lab Sample ID: C39543-15		Date Received: 04/24/15
Matrix: AQ - Ground Water		Percent Solids: n/a
Method: SW846 8260B		
Project: T0600101592-9201 San Leandro Street, Oakland CA		

Run #1	File ID	DF	Analyzed	By	Prep Date	Prep Batch	Analytical Batch
Run #1	V24461.D	1	04/28/15	EA	n/a	n/a	VV973
Run #2							

Run #1	Purge Volume
Run #1	10.0 ml
Run #2	

VOA 8260 List

CAS No.	Compound	Result	RL	MDL	Units	Q
67-64-1	Acetone	ND	20	4.0	ug/l	
71-43-2	Benzene	ND	1.0	0.20	ug/l	
108-86-1	Bromobenzene	ND	1.0	0.20	ug/l	
74-97-5	Bromochloromethane	ND	1.0	0.20	ug/l	
75-27-4	Bromodichloromethane	ND	1.0	0.20	ug/l	
75-25-2	Bromoform	ND	1.0	0.22	ug/l	
104-51-8	n-Butylbenzene	ND	2.0	0.20	ug/l	
135-98-8	sec-Butylbenzene	ND	2.0	0.20	ug/l	
98-06-6	tert-Butylbenzene	ND	2.0	0.28	ug/l	
108-90-7	Chlorobenzene	ND	1.0	0.20	ug/l	
75-00-3	Chloroethane	ND	1.0	0.20	ug/l	
67-66-3	Chloroform	ND	1.0	0.20	ug/l	
95-49-8	o-Chlorotoluene	ND	2.0	0.20	ug/l	
106-43-4	p-Chlorotoluene	ND	2.0	0.26	ug/l	
56-23-5	Carbon tetrachloride	ND	1.0	0.20	ug/l	
75-34-3	1,1-Dichloroethane	ND	1.0	0.20	ug/l	
75-35-4	1,1-Dichloroethylene	ND	1.0	0.20	ug/l	
563-58-6	1,1-Dichloropropene	ND	1.0	0.20	ug/l	
96-12-8	1,2-Dibromo-3-chloropropane	ND	2.0	0.40	ug/l	
106-93-4	1,2-Dibromoethane	ND	1.0	0.20	ug/l	
107-06-2	1,2-Dichloroethane	ND	1.0	0.20	ug/l	
78-87-5	1,2-Dichloropropane	ND	1.0	0.20	ug/l	
142-28-9	1,3-Dichloropropane	ND	1.0	0.20	ug/l	
108-20-3	Di-Isopropyl ether	ND	2.0	0.22	ug/l	
594-20-7	2,2-Dichloropropane	ND	1.0	0.20	ug/l	
124-48-1	Dibromochloromethane	ND	1.0	0.20	ug/l	
75-71-8	Dichlorodifluoromethane ^a	ND	1.0	0.20	ug/l	
156-59-2	cis-1,2-Dichloroethylene	ND	1.0	0.20	ug/l	
10061-01-5	cis-1,3-Dichloropropene	ND	1.0	0.20	ug/l	
541-73-1	m-Dichlorobenzene	ND	1.0	0.20	ug/l	
95-50-1	o-Dichlorobenzene	ND	1.0	0.20	ug/l	
106-46-7	p-Dichlorobenzene	ND	1.0	0.20	ug/l	

ND = Not detected MDL = Method Detection Limit

RL = Reporting Limit

E = Indicates value exceeds calibration range

J = Indicates an estimated value

B = Indicates analyte found in associated method blank

N = Indicates presumptive evidence of a compound

Report of Analysis

Client Sample ID:	AS-1D	Date Sampled:	04/24/15
Lab Sample ID:	C39543-15	Date Received:	04/24/15
Matrix:	AQ - Ground Water	Percent Solids:	n/a
Method:	SW846 8260B		
Project:	T0600101592-9201 San Leandro Street, Oakland CA		

VOA 8260 List

CAS No.	Compound	Result	RL	MDL	Units	Q
156-60-5	trans-1,2-Dichloroethylene	ND	1.0	0.20	ug/l	
10061-02-6	trans-1,3-Dichloropropene	ND	1.0	0.30	ug/l	
100-41-4	Ethylbenzene	ND	1.0	0.20	ug/l	
637-92-3	Ethyl Tert Butyl Ether	ND	2.0	0.22	ug/l	
591-78-6	2-Hexanone	ND	10	2.0	ug/l	
87-68-3	Hexachlorobutadiene	ND	2.0	0.20	ug/l	
98-82-8	Isopropylbenzene	ND	1.0	0.20	ug/l	
99-87-6	p-Isopropyltoluene	ND	2.0	0.20	ug/l	
108-10-1	4-Methyl-2-pentanone	ND	10	1.0	ug/l	
74-83-9	Methyl bromide	ND	2.0	0.20	ug/l	
74-87-3	Methyl chloride	ND	1.0	0.30	ug/l	
74-95-3	Methylene bromide	ND	1.0	0.20	ug/l	
75-09-2	Methylene chloride	ND	10	2.0	ug/l	
78-93-3	Methyl ethyl ketone	ND	10	2.0	ug/l	
1634-04-4	Methyl Tert Butyl Ether	ND	1.0	0.20	ug/l	
91-20-3	Naphthalene	ND	5.0	0.50	ug/l	
103-65-1	n-Propylbenzene	ND	2.0	0.20	ug/l	
100-42-5	Styrene	ND	1.0	0.20	ug/l	
994-05-8	Tert-Amyl Methyl Ether	ND	2.0	0.40	ug/l	
75-65-0	Tert-Butyl Alcohol	ND	10	2.4	ug/l	
630-20-6	1,1,1,2-Tetrachloroethane	ND	1.0	0.30	ug/l	
71-55-6	1,1,1-Trichloroethane	ND	1.0	0.20	ug/l	
79-34-5	1,1,2,2-Tetrachloroethane	ND	1.0	0.20	ug/l	
79-00-5	1,1,2-Trichloroethane	ND	1.0	0.22	ug/l	
87-61-6	1,2,3-Trichlorobenzene	ND	2.0	0.20	ug/l	
96-18-4	1,2,3-Trichloropropane	ND	2.0	0.20	ug/l	
120-82-1	1,2,4-Trichlorobenzene	ND	2.0	0.20	ug/l	
95-63-6	1,2,4-Trimethylbenzene	ND	2.0	0.20	ug/l	
108-67-8	1,3,5-Trimethylbenzene	ND	2.0	0.20	ug/l	
127-18-4	Tetrachloroethylene	ND	1.0	0.30	ug/l	
108-88-3	Toluene	ND	1.0	0.20	ug/l	
79-01-6	Trichloroethylene	ND	1.0	0.20	ug/l	
75-69-4	Trichlorofluoromethane	ND	1.0	0.20	ug/l	
75-01-4	Vinyl chloride	ND	1.0	0.20	ug/l	
1330-20-7	Xylene (total)	ND	2.0	0.46	ug/l	
	TPH-GRO (C6-C10)	ND	50	25	ug/l	

CAS No.	Surrogate Recoveries	Run# 1	Run# 2	Limits
1868-53-7	Dibromofluoromethane	100%		70-130%

ND = Not detected MDL = Method Detection Limit

RL = Reporting Limit

E = Indicates value exceeds calibration range

J = Indicates an estimated value

B = Indicates analyte found in associated method blank

N = Indicates presumptive evidence of a compound

Report of Analysis

Client Sample ID: AS-1D		Date Sampled: 04/24/15
Lab Sample ID: C39543-15		Date Received: 04/24/15
Matrix: AQ - Ground Water		Percent Solids: n/a
Method: SW846 8260B		
Project: T0600101592-9201 San Leandro Street, Oakland CA		

VOA 8260 List

CAS No.	Surrogate Recoveries	Run# 1	Run# 2	Limits
2037-26-5	Toluene-D8	97%		70-130%
460-00-4	4-Bromofluorobenzene	97%		70-130%

(a) CCV outside of control limits (biased high); not detected in sample.

ND = Not detected MDL = Method Detection Limit
 RL = Reporting Limit

J = Indicates an estimated value
 B = Indicates analyte found in associated method blank
 N = Indicates presumptive evidence of a compound

Report of Analysis

Client Sample ID: AS-1D	Date Sampled: 04/24/15
Lab Sample ID: C39543-15	Date Received: 04/24/15
Matrix: AQ - Ground Water	Percent Solids: n/a
Method: SW846 8015B M SW846 3510C	
Project: T0600101592-9201 San Leandro Street, Oakland CA	

Run #	File ID	DF	Analyzed	By	Prep Date	Prep Batch	Analytical Batch
Run #1	HH322564.D	1	04/29/15	AG	04/25/15	OP12103	GHH1515
Run #2							

Run #	Initial Volume	Final Volume
Run #1	1050 ml	1.0 ml
Run #2		

TPH Extractable w/ Silica Gel Cleanup

CAS No.	Compound	Result	RL	MDL	Units	Q
	TPH (Diesel) ^a	0.321	0.095	0.048	mg/l	
	TPH (Motor Oil)	1.42	0.19	0.095	mg/l	

CAS No.	Surrogate Recoveries	Run# 1	Run# 2	Limits
630-01-3	Hexacosane	103%		32-124%

(a) Atypical Diesel pattern (C10-C28); heavier hydrocarbons contributing to quantitation.

ND = Not detected MDL = Method Detection Limit J = Indicates an estimated value
 RL = Reporting Limit B = Indicates analyte found in associated method blank
 E = Indicates value exceeds calibration range N = Indicates presumptive evidence of a compound

Report of Analysis

Client Sample ID: DUP-1		Date Sampled: 04/24/15
Lab Sample ID: C39543-16		Date Received: 04/24/15
Matrix: AQ - Ground Water		Percent Solids: n/a
Method: SW846 8260B		
Project: T0600101592-9201 San Leandro Street, Oakland CA		

Run #1	File ID	DF	Analyzed	By	Prep Date	Prep Batch	Analytical Batch
Run #2	U26892.D	100	04/29/15	JC	n/a	n/a	VU1106

Run #1	Purge Volume
Run #2	10.0 ml

VOA 8260 List

CAS No.	Compound	Result	RL	MDL	Units	Q
67-64-1	Acetone	ND	2000	400	ug/l	
71-43-2	Benzene	2070	100	20	ug/l	
108-86-1	Bromobenzene	ND	100	20	ug/l	
74-97-5	Bromochloromethane	ND	100	20	ug/l	
75-27-4	Bromodichloromethane	ND	100	20	ug/l	
75-25-2	Bromoform	ND	100	22	ug/l	
104-51-8	n-Butylbenzene	97.3	200	20	ug/l	J
135-98-8	sec-Butylbenzene	ND	200	20	ug/l	
98-06-6	tert-Butylbenzene	ND	200	28	ug/l	
108-90-7	Chlorobenzene	ND	100	20	ug/l	
75-00-3	Chloroethane	ND	100	20	ug/l	
67-66-3	Chloroform	ND	100	20	ug/l	
95-49-8	o-Chlorotoluene	ND	200	20	ug/l	
106-43-4	p-Chlorotoluene	ND	200	26	ug/l	
56-23-5	Carbon tetrachloride	ND	100	20	ug/l	
75-34-3	1,1-Dichloroethane	ND	100	20	ug/l	
75-35-4	1,1-Dichloroethylene	ND	100	20	ug/l	
563-58-6	1,1-Dichloropropene	ND	100	20	ug/l	
96-12-8	1,2-Dibromo-3-chloropropane	ND	200	40	ug/l	
106-93-4	1,2-Dibromoethane	ND	100	20	ug/l	
107-06-2	1,2-Dichloroethane	ND	100	20	ug/l	
78-87-5	1,2-Dichloropropane	ND	100	20	ug/l	
142-28-9	1,3-Dichloropropane	ND	100	20	ug/l	
108-20-3	Di-Isopropyl ether	ND	200	22	ug/l	
594-20-7	2,2-Dichloropropane	ND	100	20	ug/l	
124-48-1	Dibromochloromethane	ND	100	20	ug/l	
75-71-8	Dichlorodifluoromethane	ND	100	20	ug/l	
156-59-2	cis-1,2-Dichloroethylene	ND	100	20	ug/l	
10061-01-5	cis-1,3-Dichloropropene	ND	100	20	ug/l	
541-73-1	m-Dichlorobenzene	ND	100	20	ug/l	
95-50-1	o-Dichlorobenzene	ND	100	20	ug/l	
106-46-7	p-Dichlorobenzene	ND	100	20	ug/l	

ND = Not detected MDL = Method Detection Limit

RL = Reporting Limit

E = Indicates value exceeds calibration range

J = Indicates an estimated value

B = Indicates analyte found in associated method blank

N = Indicates presumptive evidence of a compound

Report of Analysis

Client Sample ID: DUP-1		Date Sampled: 04/24/15
Lab Sample ID: C39543-16		Date Received: 04/24/15
Matrix: AQ - Ground Water		Percent Solids: n/a
Method: SW846 8260B		
Project: T0600101592-9201 San Leandro Street, Oakland CA		

VOA 8260 List

CAS No.	Surrogate Recoveries	Run# 1	Run# 2	Limits
2037-26-5	Toluene-D8	102%		70-130%
460-00-4	4-Bromofluorobenzene	91%		70-130%

ND = Not detected MDL = Method Detection Limit J = Indicates an estimated value
 RL = Reporting Limit B = Indicates analyte found in associated method blank
 E = Indicates value exceeds calibration range N = Indicates presumptive evidence of a compound

Report of Analysis

Client Sample ID: DUP-1		
Lab Sample ID: C39543-16		Date Sampled: 04/24/15
Matrix: AQ - Ground Water		Date Received: 04/24/15
Method: SW846 8015B M SW846 3510C		Percent Solids: n/a
Project: T0600101592-9201 San Leandro Street, Oakland CA		

Run #	File ID	DF	Analyzed	By	Prep Date	Prep Batch	Analytical Batch
Run #1	HH322565.D	200	04/29/15	AG	04/25/15	OP12103	GHH1515
Run #2							

Run #	Initial Volume	Final Volume
Run #1	1050 ml	1.0 ml
Run #2		

TPH Extractable w/ Silica Gel Cleanup

CAS No.	Compound	Result	RL	MDL	Units	Q
	TPH (Diesel) ^a	123	19	9.5	mg/l	
	TPH (Motor Oil)	ND	38	19	mg/l	

CAS No.	Surrogate Recoveries	Run# 1	Run# 2	Limits
630-01-3	Hexacosane	66%		32-124%

(a) Diesel pattern is not present; higher boiling gasoline compounds in Diesel range.

ND = Not detected MDL = Method Detection Limit J = Indicates an estimated value
 RL = Reporting Limit B = Indicates analyte found in associated method blank
 E = Indicates value exceeds calibration range N = Indicates presumptive evidence of a compound

Report of Analysis

Client Sample ID: TB-1		Date Sampled: 04/24/15
Lab Sample ID: C39543-17		Date Received: 04/24/15
Matrix: AQ - Trip Blank Water		Percent Solids: n/a
Method: SW846 8260B		
Project: T0600101592-9201 San Leandro Street, Oakland CA		

Run #	File ID	DF	Analyzed	By	Prep Date	Prep Batch	Analytical Batch
Run #1	V24456.D	1	04/28/15	EA	n/a	n/a	VV973
Run #2							

Run #	Purge Volume
Run #1	10.0 ml
Run #2	

VOA 8260 List

CAS No.	Compound	Result	RL	MDL	Units	Q
67-64-1	Acetone	ND	20	4.0	ug/l	
71-43-2	Benzene	ND	1.0	0.20	ug/l	
108-86-1	Bromobenzene	ND	1.0	0.20	ug/l	
74-97-5	Bromochloromethane	ND	1.0	0.20	ug/l	
75-27-4	Bromodichloromethane	ND	1.0	0.20	ug/l	
75-25-2	Bromoform	ND	1.0	0.22	ug/l	
104-51-8	n-Butylbenzene	ND	2.0	0.20	ug/l	
135-98-8	sec-Butylbenzene	ND	2.0	0.20	ug/l	
98-06-6	tert-Butylbenzene	ND	2.0	0.28	ug/l	
108-90-7	Chlorobenzene	ND	1.0	0.20	ug/l	
75-00-3	Chloroethane	ND	1.0	0.20	ug/l	
67-66-3	Chloroform	ND	1.0	0.20	ug/l	
95-49-8	o-Chlorotoluene	ND	2.0	0.20	ug/l	
106-43-4	p-Chlorotoluene	ND	2.0	0.26	ug/l	
56-23-5	Carbon tetrachloride	ND	1.0	0.20	ug/l	
75-34-3	1,1-Dichloroethane	ND	1.0	0.20	ug/l	
75-35-4	1,1-Dichloroethylene	ND	1.0	0.20	ug/l	
563-58-6	1,1-Dichloropropene	ND	1.0	0.20	ug/l	
96-12-8	1,2-Dibromo-3-chloropropane	ND	2.0	0.40	ug/l	
106-93-4	1,2-Dibromoethane	ND	1.0	0.20	ug/l	
107-06-2	1,2-Dichloroethane	ND	1.0	0.20	ug/l	
78-87-5	1,2-Dichloropropane	ND	1.0	0.20	ug/l	
142-28-9	1,3-Dichloropropane	ND	1.0	0.20	ug/l	
108-20-3	Di-Isopropyl ether	ND	2.0	0.22	ug/l	
594-20-7	2,2-Dichloropropane	ND	1.0	0.20	ug/l	
124-48-1	Dibromochloromethane	ND	1.0	0.20	ug/l	
75-71-8	Dichlorodifluoromethane ^a	ND	1.0	0.20	ug/l	
156-59-2	cis-1,2-Dichloroethylene	ND	1.0	0.20	ug/l	
10061-01-5	cis-1,3-Dichloropropene	ND	1.0	0.20	ug/l	
541-73-1	m-Dichlorobenzene	ND	1.0	0.20	ug/l	
95-50-1	o-Dichlorobenzene	ND	1.0	0.20	ug/l	
106-46-7	p-Dichlorobenzene	ND	1.0	0.20	ug/l	

ND = Not detected MDL = Method Detection Limit

RL = Reporting Limit

E = Indicates value exceeds calibration range

J = Indicates an estimated value

B = Indicates analyte found in associated method blank

N = Indicates presumptive evidence of a compound

Report of Analysis

Client Sample ID:	TB-1	Date Sampled:	04/24/15
Lab Sample ID:	C39543-17	Date Received:	04/24/15
Matrix:	AQ - Trip Blank Water	Percent Solids:	n/a
Method:	SW846 8260B		
Project:	T0600101592-9201 San Leandro Street, Oakland CA		

VOA 8260 List

CAS No.	Compound	Result	RL	MDL	Units	Q
156-60-5	trans-1,2-Dichloroethylene	ND	1.0	0.20	ug/l	
10061-02-6	trans-1,3-Dichloropropene	ND	1.0	0.30	ug/l	
100-41-4	Ethylbenzene	ND	1.0	0.20	ug/l	
637-92-3	Ethyl Tert Butyl Ether	ND	2.0	0.22	ug/l	
591-78-6	2-Hexanone	ND	10	2.0	ug/l	
87-68-3	Hexachlorobutadiene	ND	2.0	0.20	ug/l	
98-82-8	Isopropylbenzene	ND	1.0	0.20	ug/l	
99-87-6	p-Isopropyltoluene	ND	2.0	0.20	ug/l	
108-10-1	4-Methyl-2-pentanone	ND	10	1.0	ug/l	
74-83-9	Methyl bromide	ND	2.0	0.20	ug/l	
74-87-3	Methyl chloride	ND	1.0	0.30	ug/l	
74-95-3	Methylene bromide	ND	1.0	0.20	ug/l	
75-09-2	Methylene chloride	ND	10	2.0	ug/l	
78-93-3	Methyl ethyl ketone	ND	10	2.0	ug/l	
1634-04-4	Methyl Tert Butyl Ether	ND	1.0	0.20	ug/l	
91-20-3	Naphthalene	ND	5.0	0.50	ug/l	
103-65-1	n-Propylbenzene	ND	2.0	0.20	ug/l	
100-42-5	Styrene	ND	1.0	0.20	ug/l	
994-05-8	Tert-Amyl Methyl Ether	ND	2.0	0.40	ug/l	
75-65-0	Tert-Butyl Alcohol	ND	10	2.4	ug/l	
630-20-6	1,1,1,2-Tetrachloroethane	ND	1.0	0.30	ug/l	
71-55-6	1,1,1-Trichloroethane	ND	1.0	0.20	ug/l	
79-34-5	1,1,2,2-Tetrachloroethane	ND	1.0	0.20	ug/l	
79-00-5	1,1,2-Trichloroethane	ND	1.0	0.22	ug/l	
87-61-6	1,2,3-Trichlorobenzene	ND	2.0	0.20	ug/l	
96-18-4	1,2,3-Trichloropropane	ND	2.0	0.20	ug/l	
120-82-1	1,2,4-Trichlorobenzene	ND	2.0	0.20	ug/l	
95-63-6	1,2,4-Trimethylbenzene	ND	2.0	0.20	ug/l	
108-67-8	1,3,5-Trimethylbenzene	ND	2.0	0.20	ug/l	
127-18-4	Tetrachloroethylene	ND	1.0	0.30	ug/l	
108-88-3	Toluene	ND	1.0	0.20	ug/l	
79-01-6	Trichloroethylene	ND	1.0	0.20	ug/l	
75-69-4	Trichlorofluoromethane	ND	1.0	0.20	ug/l	
75-01-4	Vinyl chloride	ND	1.0	0.20	ug/l	
1330-20-7	Xylene (total)	ND	2.0	0.46	ug/l	
	TPH-GRO (C6-C10)	ND	50	25	ug/l	

CAS No.	Surrogate Recoveries	Run# 1	Run# 2	Limits
1868-53-7	Dibromofluoromethane	99%		70-130%

ND = Not detected MDL = Method Detection Limit

RL = Reporting Limit

E = Indicates value exceeds calibration range

J = Indicates an estimated value

B = Indicates analyte found in associated method blank

N = Indicates presumptive evidence of a compound

Report of Analysis

Client Sample ID: TB-1		Date Sampled: 04/24/15
Lab Sample ID: C39543-17		Date Received: 04/24/15
Matrix: AQ - Trip Blank Water		Percent Solids: n/a
Method: SW846 8260B		
Project: T0600101592-9201 San Leandro Street, Oakland CA		

VOA 8260 List

CAS No.	Surrogate Recoveries	Run# 1	Run# 2	Limits
2037-26-5	Toluene-D8	99%		70-130%
460-00-4	4-Bromofluorobenzene	98%		70-130%

(a) CCV outside of control limits (biased high); not detected in sample.

ND = Not detected MDL = Method Detection Limit J = Indicates an estimated value
 RL = Reporting Limit B = Indicates analyte found in associated method blank
 E = Indicates value exceeds calibration range N = Indicates presumptive evidence of a compound

Misc. Forms

Custody Documents and Other Forms

Includes the following where applicable:

- Chain of Custody

BLAINE

TECH SERVICES, INC.

1680 ROGERS AVENUE
SAN JOSE, CALIFORNIA 95112-1105
FAX (408) 573-7771
PHONE (408) 573-0555

CONDUCT ANALYSIS TO DETECT

LAB C39543 ACCUTEST 1687 DHS #

ALL ANALYSES MUST MEET SPECIFICATIONS AND DETECTION LIMITS SET BY CALIFORNIA DHS AND

- EPA
 LIA
 OTHER
 RWQCB REGION

CHAIN OF CUSTODY

BTS # 150424-101

CLIENT The Source Group

SITE Paco Pumps

9201 San Leandro St.

Oakland, CA

C = COMPOSITE ALL CONTAINERS

SPECIAL INSTRUCTIONS

Invoice and Report to : The Source Group
 Attn: Paisha Jorgensen pjorgensen@thesourcegroup.net
 (562)597-1055 ext106
 PO #: 04-PFT-001
Geotracker EDD files required

ADD'L INFORMATION	STATUS	CONDITION	LAB SAMPLE #

SAMPLING COMPLETED DATE 4-24-15 TIME 1300 SAMPLING PERFORMED BY J. Ortiz RESULTS NEEDED NO LATER THAN Standard TAT

RELEASED BY [Signature] DATE 4-24-15 TIME 1403 RECEIVED BY [Signature] DATE 4/24/14 TIME 1403

RELEASED BY _____ DATE _____ TIME _____ RECEIVED BY _____ DATE _____ TIME _____

RELEASED BY _____ DATE _____ TIME _____ RECEIVED BY _____ DATE _____ TIME _____

SHIPPED VIA _____ DATE SENT _____ TIME SENT _____ COOLER # _____ Temp: 3.8/3.8
2.9/2.9
4.1/4.1

CONDUCT ANALYSIS TO DETECT

C = COMPOSITE ALL CONTAINERS	TPH-g (8260B)	VOC's (8260B)	TPH-d / TPH-mo w/SGC (8015M)	PCB's (8082)	CAH4
			X		1
			X		2
			X		3
	X	X	X		4
			X		5
	X	X	X		6
	X	X	X		7
	X	X	X		8
	X	X	X		9
	X	X	X		10

BLAINE
TECH SERVICES, INC.

1680 ROGERS AVENUE
SAN JOSE, CALIFORNIA 95112-1105
FAX (408) 673-7771
PHONE (408) 673-0555

CONDUCT ANALYSIS TO DETECT

LAB **C39543** ACCUTEST **2012** DHS #
ALL ANALYSES MUST MEET SPECIFICATIONS AND DETECTION LIMITS SET BY CALIFORNIA DHS AND
 EPA RWQCB REGION
 LIA
 OTHER

CHAIN OF CUSTODY
BTS # **150424-50**

CLIENT **The Source Group**
SITE **Paco Pumps**
9201 San Leandro St.
Oakland, CA

SPECIAL INSTRUCTIONS
Invoice and Report to : **The Source Group**
Attn: Paisha Jorgensen pjorgensen@thesourcegroup.net
(562)597-1055 ext106
PO #: 04-PFT-001
Geotracker EDD files required

SAMPLE I.D.	DATE	TIME	MATRIX S= SOIL W=H ₂ O	CONTAINERS TOTAL	C = COMPOSITE ALL CONTAINERS	CONDUCT ANALYSIS TO DETECT					LAB SAMPLE #
						TPH-g (8260B)	VOC's (8260B)	TPH-d / TPH-mo w/SGC (8015M)	PCB's (8082)	CAPA	
E-5	4-24-15	1125	W	5		X	X	X			11
E-6		1055	W	5		X	X	X			12
E-7		1025	W	5		X	X	X			13
E-9		1000	W	5		X	X	X			14
As-ID		0935	W	5		X	X	X			15
Dup-1		1005	W	5		X	X	X			16
TB-1	4-24-15	0700	W	3		X	X				17

SAMPLING COMPLETED	DATE	TIME	SAMPLING PERFORMED BY	RESULTS NEEDED NO LATER THAN	Standard TAT
	4-24-15	1300	S. Ochoa		
RELEASED BY	DATE	TIME	RECEIVED BY	DATE	TIME
	4-24-15	1403		4/24/14	1403
RELEASED BY	DATE	TIME	RECEIVED BY	DATE	TIME
RELEASED BY	DATE	TIME	RECEIVED BY	DATE	TIME
SHIPPED VIA	DATE SENT	TIME SENT	COOLER #		

Accutest Laboratories Sample Receipt Summary

Accutest Job Number: C39543 **Client:** THE SOURCE GROUP **Project:** PACO PUMPS
Date / Time Received: 4/24/2015 2:03:00 PM **Delivery Method:** Client **Airbill #'s:**

Cooler Temps (Initial/Adjusted): #1: (3.8/3.8); #2: (2.9/2.9); #3: (4.1/4.1);

<u>Cooler Security</u>	<u>Y or N</u>				<u>Y or N</u>	
1. Custody Seals Present:	<input type="checkbox"/>	<input checked="" type="checkbox"/>	3. COC Present:	<input checked="" type="checkbox"/>	<input type="checkbox"/>	
2. Custody Seals Intact:	<input type="checkbox"/>	<input type="checkbox"/>	4. SmpI Dates/Time OK	<input checked="" type="checkbox"/>	<input type="checkbox"/>	

<u>Cooler Temperature</u>	<u>Y or N</u>	
1. Temp criteria achieved:	<input checked="" type="checkbox"/>	<input type="checkbox"/>
2. Cooler temp verification:	IR1;	
3. Cooler media:	Ice (Bag)	
4. No. Coolers:	3	

<u>Quality Control Preservation</u>	<u>Y</u>	<u>or</u>	<u>N</u>	<u>N/A</u>
1. Trip Blank present / cooler:	<input checked="" type="checkbox"/>		<input type="checkbox"/>	<input type="checkbox"/>
2. Trip Blank listed on COC:	<input checked="" type="checkbox"/>		<input type="checkbox"/>	<input type="checkbox"/>
3. Samples preserved properly:	<input checked="" type="checkbox"/>		<input type="checkbox"/>	
4. VOCs headspace free:	<input checked="" type="checkbox"/>		<input type="checkbox"/>	<input type="checkbox"/>

<u>Sample Integrity - Documentation</u>	<u>Y or N</u>	
1. Sample labels present on bottles:	<input checked="" type="checkbox"/>	<input type="checkbox"/>
2. Container labeling complete:	<input checked="" type="checkbox"/>	<input type="checkbox"/>
3. Sample container label / COC agree:	<input checked="" type="checkbox"/>	<input type="checkbox"/>

<u>Sample Integrity - Condition</u>	<u>Y or N</u>	
1. Sample recvd within HT:	<input checked="" type="checkbox"/>	<input type="checkbox"/>
2. All containers accounted for:	<input checked="" type="checkbox"/>	<input type="checkbox"/>
3. Condition of sample:	Intact	

<u>Sample Integrity - Instructions</u>	<u>Y</u>	<u>or</u>	<u>N</u>	<u>N/A</u>
1. Analysis requested is clear:	<input checked="" type="checkbox"/>		<input type="checkbox"/>	
2. Bottles received for unspecified tests	<input type="checkbox"/>		<input checked="" type="checkbox"/>	
3. Sufficient volume recvd for analysis:	<input checked="" type="checkbox"/>		<input type="checkbox"/>	
4. Compositing instructions clear:	<input type="checkbox"/>		<input type="checkbox"/>	<input checked="" type="checkbox"/>
5. Filtering instructions clear:	<input type="checkbox"/>		<input type="checkbox"/>	<input checked="" type="checkbox"/>

Comments

4.1
4

GC/MS Volatiles

5

QC Data Summaries

Includes the following where applicable:

- Method Blank Summaries
- Blank Spike Summaries
- Matrix Spike and Duplicate Summaries

Method Blank Summary

Job Number: C39543
Account: SGRPCAPH The Source Group
Project: T0600101592-9201 San Leandro Street, Oakland CA

Sample	File ID	DF	Analyzed	By	Prep Date	Prep Batch	Analytical Batch
VV972-MB	V24425.D	1	04/27/15	EA	n/a	n/a	VV972

The QC reported here applies to the following samples:

Method: SW846 8260B

C39543-6, C39543-7, C39543-8

CAS No.	Compound	Result	RL	MDL	Units	Q
67-64-1	Acetone	ND	20	4.0	ug/l	
71-43-2	Benzene	ND	1.0	0.20	ug/l	
108-86-1	Bromobenzene	ND	1.0	0.20	ug/l	
74-97-5	Bromochloromethane	ND	1.0	0.20	ug/l	
75-27-4	Bromodichloromethane	ND	1.0	0.20	ug/l	
75-25-2	Bromoform	ND	1.0	0.22	ug/l	
104-51-8	n-Butylbenzene	ND	2.0	0.20	ug/l	
135-98-8	sec-Butylbenzene	ND	2.0	0.20	ug/l	
98-06-6	tert-Butylbenzene	ND	2.0	0.28	ug/l	
108-90-7	Chlorobenzene	ND	1.0	0.20	ug/l	
75-00-3	Chloroethane	ND	1.0	0.20	ug/l	
67-66-3	Chloroform	ND	1.0	0.20	ug/l	
95-49-8	o-Chlorotoluene	ND	2.0	0.20	ug/l	
106-43-4	p-Chlorotoluene	ND	2.0	0.26	ug/l	
56-23-5	Carbon tetrachloride	ND	1.0	0.20	ug/l	
75-34-3	1,1-Dichloroethane	ND	1.0	0.20	ug/l	
75-35-4	1,1-Dichloroethylene	ND	1.0	0.20	ug/l	
563-58-6	1,1-Dichloropropene	ND	1.0	0.20	ug/l	
96-12-8	1,2-Dibromo-3-chloropropane	ND	2.0	0.40	ug/l	
106-93-4	1,2-Dibromoethane	ND	1.0	0.20	ug/l	
107-06-2	1,2-Dichloroethane	ND	1.0	0.20	ug/l	
78-87-5	1,2-Dichloropropane	ND	1.0	0.20	ug/l	
142-28-9	1,3-Dichloropropane	ND	1.0	0.20	ug/l	
108-20-3	Di-Isopropyl ether	ND	2.0	0.22	ug/l	
594-20-7	2,2-Dichloropropane	ND	1.0	0.20	ug/l	
124-48-1	Dibromochloromethane	ND	1.0	0.20	ug/l	
75-71-8	Dichlorodifluoromethane	ND	1.0	0.20	ug/l	
156-59-2	cis-1,2-Dichloroethylene	ND	1.0	0.20	ug/l	
10061-01-5	cis-1,3-Dichloropropene	ND	1.0	0.20	ug/l	
541-73-1	m-Dichlorobenzene	ND	1.0	0.20	ug/l	
95-50-1	o-Dichlorobenzene	ND	1.0	0.20	ug/l	
106-46-7	p-Dichlorobenzene	ND	1.0	0.20	ug/l	
156-60-5	trans-1,2-Dichloroethylene	ND	1.0	0.20	ug/l	
10061-02-6	trans-1,3-Dichloropropene	ND	1.0	0.30	ug/l	
100-41-4	Ethylbenzene	ND	1.0	0.20	ug/l	
637-92-3	Ethyl Tert Butyl Ether	ND	2.0	0.22	ug/l	

Method Blank Summary

Job Number: C39543
Account: SGRPCAPH The Source Group
Project: T0600101592-9201 San Leandro Street, Oakland CA

Sample	File ID	DF	Analyzed	By	Prep Date	Prep Batch	Analytical Batch
VV972-MB	V24425.D	1	04/27/15	EA	n/a	n/a	VV972

The QC reported here applies to the following samples:

Method: SW846 8260B

C39543-6, C39543-7, C39543-8

CAS No.	Compound	Result	RL	MDL	Units	Q
591-78-6	2-Hexanone	ND	10	2.0	ug/l	
87-68-3	Hexachlorobutadiene	ND	2.0	0.20	ug/l	
98-82-8	Isopropylbenzene	ND	1.0	0.20	ug/l	
99-87-6	p-Isopropyltoluene	ND	2.0	0.20	ug/l	
108-10-1	4-Methyl-2-pentanone	ND	10	1.0	ug/l	
74-83-9	Methyl bromide	ND	2.0	0.20	ug/l	
74-87-3	Methyl chloride	ND	1.0	0.30	ug/l	
74-95-3	Methylene bromide	ND	1.0	0.20	ug/l	
75-09-2	Methylene chloride	ND	10	2.0	ug/l	
78-93-3	Methyl ethyl ketone	ND	10	2.0	ug/l	
1634-04-4	Methyl Tert Butyl Ether	ND	1.0	0.20	ug/l	
91-20-3	Naphthalene	ND	5.0	0.50	ug/l	
103-65-1	n-Propylbenzene	ND	2.0	0.20	ug/l	
100-42-5	Styrene	ND	1.0	0.20	ug/l	
994-05-8	Tert-Amyl Methyl Ether	ND	2.0	0.40	ug/l	
75-65-0	Tert-Butyl Alcohol	ND	10	2.4	ug/l	
630-20-6	1,1,1,2-Tetrachloroethane	ND	1.0	0.30	ug/l	
71-55-6	1,1,1-Trichloroethane	ND	1.0	0.20	ug/l	
79-34-5	1,1,2,2-Tetrachloroethane	ND	1.0	0.20	ug/l	
79-00-5	1,1,2-Trichloroethane	ND	1.0	0.22	ug/l	
87-61-6	1,2,3-Trichlorobenzene	ND	2.0	0.20	ug/l	
96-18-4	1,2,3-Trichloropropane	ND	2.0	0.20	ug/l	
120-82-1	1,2,4-Trichlorobenzene	ND	2.0	0.20	ug/l	
95-63-6	1,2,4-Trimethylbenzene	ND	2.0	0.20	ug/l	
108-67-8	1,3,5-Trimethylbenzene	ND	2.0	0.20	ug/l	
127-18-4	Tetrachloroethylene	ND	1.0	0.30	ug/l	
108-88-3	Toluene	ND	1.0	0.20	ug/l	
79-01-6	Trichloroethylene	ND	1.0	0.20	ug/l	
75-69-4	Trichlorofluoromethane	ND	1.0	0.20	ug/l	
75-01-4	Vinyl chloride	ND	1.0	0.20	ug/l	
1330-20-7	Xylene (total)	ND	2.0	0.46	ug/l	
	TPH-GRO (C6-C10)	ND	50	25	ug/l	

5.1.1
5

Method Blank Summary

Job Number: C39543
Account: SGRPCAPH The Source Group
Project: T0600101592-9201 San Leandro Street, Oakland CA

Sample	File ID	DF	Analyzed	By	Prep Date	Prep Batch	Analytical Batch
VV972-MB	V24425.D	1	04/27/15	EA	n/a	n/a	VV972

The QC reported here applies to the following samples:

Method: SW846 8260B

C39543-6, C39543-7, C39543-8

CAS No.	Surrogate Recoveries	Limits
1868-53-7	Dibromofluoromethane	99% 70-130%
2037-26-5	Toluene-D8	97% 70-130%
460-00-4	4-Bromofluorobenzene	98% 70-130%

Method Blank Summary

Job Number: C39543
Account: SGRPCAPH The Source Group
Project: T0600101592-9201 San Leandro Street, Oakland CA

Sample	File ID	DF	Analyzed	By	Prep Date	Prep Batch	Analytical Batch
VU1104-MB	U26860.D	1	04/28/15	JC	n/a	n/a	VU1104

The QC reported here applies to the following samples:

Method: SW846 8260B

C39543-9, C39543-12, C39543-14

CAS No.	Compound	Result	RL	MDL	Units	Q
67-64-1	Acetone	ND	20	4.0	ug/l	
71-43-2	Benzene	ND	1.0	0.20	ug/l	
108-86-1	Bromobenzene	ND	1.0	0.20	ug/l	
74-97-5	Bromochloromethane	ND	1.0	0.20	ug/l	
75-27-4	Bromodichloromethane	ND	1.0	0.20	ug/l	
75-25-2	Bromoform	ND	1.0	0.22	ug/l	
104-51-8	n-Butylbenzene	ND	2.0	0.20	ug/l	
135-98-8	sec-Butylbenzene	ND	2.0	0.20	ug/l	
98-06-6	tert-Butylbenzene	ND	2.0	0.28	ug/l	
108-90-7	Chlorobenzene	ND	1.0	0.20	ug/l	
75-00-3	Chloroethane	ND	1.0	0.20	ug/l	
67-66-3	Chloroform	ND	1.0	0.20	ug/l	
95-49-8	o-Chlorotoluene	ND	2.0	0.20	ug/l	
106-43-4	p-Chlorotoluene	ND	2.0	0.26	ug/l	
56-23-5	Carbon tetrachloride	ND	1.0	0.20	ug/l	
75-34-3	1,1-Dichloroethane	ND	1.0	0.20	ug/l	
75-35-4	1,1-Dichloroethylene	ND	1.0	0.20	ug/l	
563-58-6	1,1-Dichloropropene	ND	1.0	0.20	ug/l	
96-12-8	1,2-Dibromo-3-chloropropane	ND	2.0	0.40	ug/l	
106-93-4	1,2-Dibromoethane	ND	1.0	0.20	ug/l	
107-06-2	1,2-Dichloroethane	ND	1.0	0.20	ug/l	
78-87-5	1,2-Dichloropropane	ND	1.0	0.20	ug/l	
142-28-9	1,3-Dichloropropane	ND	1.0	0.20	ug/l	
108-20-3	Di-Isopropyl ether	ND	2.0	0.22	ug/l	
594-20-7	2,2-Dichloropropane	ND	1.0	0.20	ug/l	
124-48-1	Dibromochloromethane	ND	1.0	0.20	ug/l	
75-71-8	Dichlorodifluoromethane	ND	1.0	0.20	ug/l	
156-59-2	cis-1,2-Dichloroethylene	ND	1.0	0.20	ug/l	
10061-01-5	cis-1,3-Dichloropropene	ND	1.0	0.20	ug/l	
541-73-1	m-Dichlorobenzene	ND	1.0	0.20	ug/l	
95-50-1	o-Dichlorobenzene	ND	1.0	0.20	ug/l	
106-46-7	p-Dichlorobenzene	ND	1.0	0.20	ug/l	
156-60-5	trans-1,2-Dichloroethylene	ND	1.0	0.20	ug/l	
10061-02-6	trans-1,3-Dichloropropene	ND	1.0	0.30	ug/l	
100-41-4	Ethylbenzene	ND	1.0	0.20	ug/l	
637-92-3	Ethyl Tert Butyl Ether	ND	2.0	0.22	ug/l	

Method Blank Summary

Job Number: C39543
Account: SGRPCAPH The Source Group
Project: T0600101592-9201 San Leandro Street, Oakland CA

Sample	File ID	DF	Analyzed	By	Prep Date	Prep Batch	Analytical Batch
VU1104-MB	U26860.D	1	04/28/15	JC	n/a	n/a	VU1104

The QC reported here applies to the following samples:

Method: SW846 8260B

C39543-9, C39543-12, C39543-14

CAS No.	Compound	Result	RL	MDL	Units	Q
591-78-6	2-Hexanone	ND	10	2.0	ug/l	
87-68-3	Hexachlorobutadiene	ND	2.0	0.20	ug/l	
98-82-8	Isopropylbenzene	ND	1.0	0.20	ug/l	
99-87-6	p-Isopropyltoluene	ND	2.0	0.20	ug/l	
108-10-1	4-Methyl-2-pentanone	ND	10	1.0	ug/l	
74-83-9	Methyl bromide	ND	2.0	0.20	ug/l	
74-87-3	Methyl chloride	ND	1.0	0.30	ug/l	
74-95-3	Methylene bromide	ND	1.0	0.20	ug/l	
75-09-2	Methylene chloride	ND	10	2.0	ug/l	
78-93-3	Methyl ethyl ketone	ND	10	2.0	ug/l	
1634-04-4	Methyl Tert Butyl Ether	ND	1.0	0.20	ug/l	
91-20-3	Naphthalene	ND	5.0	0.50	ug/l	
103-65-1	n-Propylbenzene	ND	2.0	0.20	ug/l	
100-42-5	Styrene	ND	1.0	0.20	ug/l	
994-05-8	Tert-Amyl Methyl Ether	ND	2.0	0.40	ug/l	
75-65-0	Tert-Butyl Alcohol	ND	10	2.4	ug/l	
630-20-6	1,1,1,2-Tetrachloroethane	ND	1.0	0.30	ug/l	
71-55-6	1,1,1-Trichloroethane	ND	1.0	0.20	ug/l	
79-34-5	1,1,2,2-Tetrachloroethane	ND	1.0	0.20	ug/l	
79-00-5	1,1,2-Trichloroethane	ND	1.0	0.22	ug/l	
87-61-6	1,2,3-Trichlorobenzene	ND	2.0	0.20	ug/l	
96-18-4	1,2,3-Trichloropropane	ND	2.0	0.20	ug/l	
120-82-1	1,2,4-Trichlorobenzene	ND	2.0	0.20	ug/l	
95-63-6	1,2,4-Trimethylbenzene	ND	2.0	0.20	ug/l	
108-67-8	1,3,5-Trimethylbenzene	ND	2.0	0.20	ug/l	
127-18-4	Tetrachloroethylene	ND	1.0	0.30	ug/l	
108-88-3	Toluene	ND	1.0	0.20	ug/l	
79-01-6	Trichloroethylene	ND	1.0	0.20	ug/l	
75-69-4	Trichlorofluoromethane	ND	1.0	0.20	ug/l	
75-01-4	Vinyl chloride	ND	1.0	0.20	ug/l	
1330-20-7	Xylene (total)	ND	2.0	0.46	ug/l	
	TPH-GRO (C6-C10)	ND	50	25	ug/l	

Method Blank Summary

Job Number: C39543
Account: SGRPCAPH The Source Group
Project: T0600101592-9201 San Leandro Street, Oakland CA

Sample	File ID	DF	Analyzed	By	Prep Date	Prep Batch	Analytical Batch
VU1104-MB	U26860.D	1	04/28/15	JC	n/a	n/a	VU1104

The QC reported here applies to the following samples:

Method: SW846 8260B

C39543-9, C39543-12, C39543-14

CAS No.	Surrogate Recoveries	Limits
1868-53-7	Dibromofluoromethane	104% 70-130%
2037-26-5	Toluene-D8	105% 70-130%
460-00-4	4-Bromofluorobenzene	85% 70-130%

CAS No.	Tentatively Identified Compounds	R. T.	Est. Conc.	Units	Q
	Total TIC, Volatile		0	ug/l	

Method Blank Summary

Job Number: C39543
Account: SGRPCAPH The Source Group
Project: T0600101592-9201 San Leandro Street, Oakland CA

Sample	File ID	DF	Analyzed	By	Prep Date	Prep Batch	Analytical Batch
VV973-MB	V24454.D	1	04/28/15	EA	n/a	n/a	VV973

The QC reported here applies to the following samples:

Method: SW846 8260B

C39543-4, C39543-11, C39543-15, C39543-17

CAS No.	Compound	Result	RL	MDL	Units	Q
67-64-1	Acetone	ND	20	4.0	ug/l	
71-43-2	Benzene	ND	1.0	0.20	ug/l	
108-86-1	Bromobenzene	ND	1.0	0.20	ug/l	
74-97-5	Bromochloromethane	ND	1.0	0.20	ug/l	
75-27-4	Bromodichloromethane	ND	1.0	0.20	ug/l	
75-25-2	Bromoform	ND	1.0	0.22	ug/l	
104-51-8	n-Butylbenzene	ND	2.0	0.20	ug/l	
135-98-8	sec-Butylbenzene	ND	2.0	0.20	ug/l	
98-06-6	tert-Butylbenzene	ND	2.0	0.28	ug/l	
108-90-7	Chlorobenzene	ND	1.0	0.20	ug/l	
75-00-3	Chloroethane	ND	1.0	0.20	ug/l	
67-66-3	Chloroform	ND	1.0	0.20	ug/l	
95-49-8	o-Chlorotoluene	ND	2.0	0.20	ug/l	
106-43-4	p-Chlorotoluene	ND	2.0	0.26	ug/l	
56-23-5	Carbon tetrachloride	ND	1.0	0.20	ug/l	
75-34-3	1,1-Dichloroethane	ND	1.0	0.20	ug/l	
75-35-4	1,1-Dichloroethylene	ND	1.0	0.20	ug/l	
563-58-6	1,1-Dichloropropene	ND	1.0	0.20	ug/l	
96-12-8	1,2-Dibromo-3-chloropropane	ND	2.0	0.40	ug/l	
106-93-4	1,2-Dibromoethane	ND	1.0	0.20	ug/l	
107-06-2	1,2-Dichloroethane	ND	1.0	0.20	ug/l	
78-87-5	1,2-Dichloropropane	ND	1.0	0.20	ug/l	
142-28-9	1,3-Dichloropropane	ND	1.0	0.20	ug/l	
108-20-3	Di-Isopropyl ether	ND	2.0	0.22	ug/l	
594-20-7	2,2-Dichloropropane	ND	1.0	0.20	ug/l	
124-48-1	Dibromochloromethane	ND	1.0	0.20	ug/l	
75-71-8	Dichlorodifluoromethane	ND	1.0	0.20	ug/l	
156-59-2	cis-1,2-Dichloroethylene	ND	1.0	0.20	ug/l	
10061-01-5	cis-1,3-Dichloropropene	ND	1.0	0.20	ug/l	
541-73-1	m-Dichlorobenzene	ND	1.0	0.20	ug/l	
95-50-1	o-Dichlorobenzene	ND	1.0	0.20	ug/l	
106-46-7	p-Dichlorobenzene	ND	1.0	0.20	ug/l	
156-60-5	trans-1,2-Dichloroethylene	ND	1.0	0.20	ug/l	
10061-02-6	trans-1,3-Dichloropropene	ND	1.0	0.30	ug/l	
100-41-4	Ethylbenzene	ND	1.0	0.20	ug/l	
637-92-3	Ethyl Tert Butyl Ether	ND	2.0	0.22	ug/l	

Method Blank Summary

Job Number: C39543
Account: SGRPCAPH The Source Group
Project: T0600101592-9201 San Leandro Street, Oakland CA

Sample	File ID	DF	Analyzed	By	Prep Date	Prep Batch	Analytical Batch
VV973-MB	V24454.D	1	04/28/15	EA	n/a	n/a	VV973

The QC reported here applies to the following samples:

Method: SW846 8260B

C39543-4, C39543-11, C39543-15, C39543-17

CAS No.	Compound	Result	RL	MDL	Units	Q
591-78-6	2-Hexanone	ND	10	2.0	ug/l	
87-68-3	Hexachlorobutadiene	ND	2.0	0.20	ug/l	
98-82-8	Isopropylbenzene	ND	1.0	0.20	ug/l	
99-87-6	p-Isopropyltoluene	ND	2.0	0.20	ug/l	
108-10-1	4-Methyl-2-pentanone	ND	10	1.0	ug/l	
74-83-9	Methyl bromide	ND	2.0	0.20	ug/l	
74-87-3	Methyl chloride	ND	1.0	0.30	ug/l	
74-95-3	Methylene bromide	ND	1.0	0.20	ug/l	
75-09-2	Methylene chloride	ND	10	2.0	ug/l	
78-93-3	Methyl ethyl ketone	ND	10	2.0	ug/l	
1634-04-4	Methyl Tert Butyl Ether	ND	1.0	0.20	ug/l	
91-20-3	Naphthalene	ND	5.0	0.50	ug/l	
103-65-1	n-Propylbenzene	ND	2.0	0.20	ug/l	
100-42-5	Styrene	ND	1.0	0.20	ug/l	
994-05-8	Tert-Amyl Methyl Ether	ND	2.0	0.40	ug/l	
75-65-0	Tert-Butyl Alcohol	ND	10	2.4	ug/l	
630-20-6	1,1,1,2-Tetrachloroethane	ND	1.0	0.30	ug/l	
71-55-6	1,1,1-Trichloroethane	ND	1.0	0.20	ug/l	
79-34-5	1,1,2,2-Tetrachloroethane	ND	1.0	0.20	ug/l	
79-00-5	1,1,2-Trichloroethane	ND	1.0	0.22	ug/l	
87-61-6	1,2,3-Trichlorobenzene	ND	2.0	0.20	ug/l	
96-18-4	1,2,3-Trichloropropane	ND	2.0	0.20	ug/l	
120-82-1	1,2,4-Trichlorobenzene	ND	2.0	0.20	ug/l	
95-63-6	1,2,4-Trimethylbenzene	ND	2.0	0.20	ug/l	
108-67-8	1,3,5-Trimethylbenzene	ND	2.0	0.20	ug/l	
127-18-4	Tetrachloroethylene	ND	1.0	0.30	ug/l	
108-88-3	Toluene	ND	1.0	0.20	ug/l	
79-01-6	Trichloroethylene	ND	1.0	0.20	ug/l	
75-69-4	Trichlorofluoromethane	ND	1.0	0.20	ug/l	
75-01-4	Vinyl chloride	ND	1.0	0.20	ug/l	
1330-20-7	Xylene (total)	ND	2.0	0.46	ug/l	
	TPH-GRO (C6-C10)	ND	50	25	ug/l	

Method Blank Summary

Job Number: C39543
Account: SGRPCAPH The Source Group
Project: T0600101592-9201 San Leandro Street, Oakland CA

Sample	File ID	DF	Analyzed	By	Prep Date	Prep Batch	Analytical Batch
VV973-MB	V24454.D	1	04/28/15	EA	n/a	n/a	VV973

The QC reported here applies to the following samples:

Method: SW846 8260B

C39543-4, C39543-11, C39543-15, C39543-17

CAS No.	Surrogate Recoveries	Limits
1868-53-7	Dibromofluoromethane	98% 70-130%
2037-26-5	Toluene-D8	100% 70-130%
460-00-4	4-Bromofluorobenzene	98% 70-130%

Method Blank Summary

Job Number: C39543
Account: SGRPCAPH The Source Group
Project: T0600101592-9201 San Leandro Street, Oakland CA

Sample	File ID	DF	Analyzed	By	Prep Date	Prep Batch	Analytical Batch
VU1106-MB	U26889.D	1	04/29/15	JC	n/a	n/a	VU1106

The QC reported here applies to the following samples:

Method: SW846 8260B

C39543-13, C39543-16

CAS No.	Compound	Result	RL	MDL	Units	Q
67-64-1	Acetone	ND	20	4.0	ug/l	
71-43-2	Benzene	ND	1.0	0.20	ug/l	
108-86-1	Bromobenzene	ND	1.0	0.20	ug/l	
74-97-5	Bromochloromethane	ND	1.0	0.20	ug/l	
75-27-4	Bromodichloromethane	ND	1.0	0.20	ug/l	
75-25-2	Bromoform	ND	1.0	0.22	ug/l	
104-51-8	n-Butylbenzene	ND	2.0	0.20	ug/l	
135-98-8	sec-Butylbenzene	ND	2.0	0.20	ug/l	
98-06-6	tert-Butylbenzene	ND	2.0	0.28	ug/l	
108-90-7	Chlorobenzene	ND	1.0	0.20	ug/l	
75-00-3	Chloroethane	ND	1.0	0.20	ug/l	
67-66-3	Chloroform	ND	1.0	0.20	ug/l	
95-49-8	o-Chlorotoluene	ND	2.0	0.20	ug/l	
106-43-4	p-Chlorotoluene	ND	2.0	0.26	ug/l	
56-23-5	Carbon tetrachloride	ND	1.0	0.20	ug/l	
75-34-3	1,1-Dichloroethane	ND	1.0	0.20	ug/l	
75-35-4	1,1-Dichloroethylene	ND	1.0	0.20	ug/l	
563-58-6	1,1-Dichloropropene	ND	1.0	0.20	ug/l	
96-12-8	1,2-Dibromo-3-chloropropane	ND	2.0	0.40	ug/l	
106-93-4	1,2-Dibromoethane	ND	1.0	0.20	ug/l	
107-06-2	1,2-Dichloroethane	ND	1.0	0.20	ug/l	
78-87-5	1,2-Dichloropropane	ND	1.0	0.20	ug/l	
142-28-9	1,3-Dichloropropane	ND	1.0	0.20	ug/l	
108-20-3	Di-Isopropyl ether	ND	2.0	0.22	ug/l	
594-20-7	2,2-Dichloropropane	ND	1.0	0.20	ug/l	
124-48-1	Dibromochloromethane	ND	1.0	0.20	ug/l	
75-71-8	Dichlorodifluoromethane	ND	1.0	0.20	ug/l	
156-59-2	cis-1,2-Dichloroethylene	ND	1.0	0.20	ug/l	
10061-01-5	cis-1,3-Dichloropropene	ND	1.0	0.20	ug/l	
541-73-1	m-Dichlorobenzene	ND	1.0	0.20	ug/l	
95-50-1	o-Dichlorobenzene	ND	1.0	0.20	ug/l	
106-46-7	p-Dichlorobenzene	ND	1.0	0.20	ug/l	
156-60-5	trans-1,2-Dichloroethylene	ND	1.0	0.20	ug/l	
10061-02-6	trans-1,3-Dichloropropene	ND	1.0	0.30	ug/l	
100-41-4	Ethylbenzene	ND	1.0	0.20	ug/l	
637-92-3	Ethyl Tert Butyl Ether	ND	2.0	0.22	ug/l	

Method Blank Summary

Job Number: C39543
Account: SGRPCAPH The Source Group
Project: T0600101592-9201 San Leandro Street, Oakland CA

Sample	File ID	DF	Analyzed	By	Prep Date	Prep Batch	Analytical Batch
VU1106-MB	U26889.D	1	04/29/15	JC	n/a	n/a	VU1106

The QC reported here applies to the following samples:

Method: SW846 8260B

C39543-13, C39543-16

CAS No.	Compound	Result	RL	MDL	Units	Q
591-78-6	2-Hexanone	ND	10	2.0	ug/l	
87-68-3	Hexachlorobutadiene	ND	2.0	0.20	ug/l	
98-82-8	Isopropylbenzene	ND	1.0	0.20	ug/l	
99-87-6	p-Isopropyltoluene	ND	2.0	0.20	ug/l	
108-10-1	4-Methyl-2-pentanone	ND	10	1.0	ug/l	
74-83-9	Methyl bromide	ND	2.0	0.20	ug/l	
74-87-3	Methyl chloride	ND	1.0	0.30	ug/l	
74-95-3	Methylene bromide	ND	1.0	0.20	ug/l	
75-09-2	Methylene chloride	ND	10	2.0	ug/l	
78-93-3	Methyl ethyl ketone	ND	10	2.0	ug/l	
1634-04-4	Methyl Tert Butyl Ether	ND	1.0	0.20	ug/l	
91-20-3	Naphthalene	ND	5.0	0.50	ug/l	
103-65-1	n-Propylbenzene	ND	2.0	0.20	ug/l	
100-42-5	Styrene	ND	1.0	0.20	ug/l	
994-05-8	Tert-Amyl Methyl Ether	ND	2.0	0.40	ug/l	
75-65-0	Tert-Butyl Alcohol	ND	10	2.4	ug/l	
630-20-6	1,1,1,2-Tetrachloroethane	ND	1.0	0.30	ug/l	
71-55-6	1,1,1-Trichloroethane	ND	1.0	0.20	ug/l	
79-34-5	1,1,2,2-Tetrachloroethane	ND	1.0	0.20	ug/l	
79-00-5	1,1,2-Trichloroethane	ND	1.0	0.22	ug/l	
87-61-6	1,2,3-Trichlorobenzene	ND	2.0	0.20	ug/l	
96-18-4	1,2,3-Trichloropropane	ND	2.0	0.20	ug/l	
120-82-1	1,2,4-Trichlorobenzene	ND	2.0	0.20	ug/l	
95-63-6	1,2,4-Trimethylbenzene	ND	2.0	0.20	ug/l	
108-67-8	1,3,5-Trimethylbenzene	ND	2.0	0.20	ug/l	
127-18-4	Tetrachloroethylene	ND	1.0	0.30	ug/l	
108-88-3	Toluene	ND	1.0	0.20	ug/l	
79-01-6	Trichloroethylene	ND	1.0	0.20	ug/l	
75-69-4	Trichlorofluoromethane	ND	1.0	0.20	ug/l	
75-01-4	Vinyl chloride	ND	1.0	0.20	ug/l	
1330-20-7	Xylene (total)	ND	2.0	0.46	ug/l	
	TPH-GRO (C6-C10)	ND	50	25	ug/l	

Method Blank Summary

Job Number: C39543
Account: SGRPCAPH The Source Group
Project: T0600101592-9201 San Leandro Street, Oakland CA

Sample	File ID	DF	Analyzed	By	Prep Date	Prep Batch	Analytical Batch
VU1106-MB	U26889.D	1	04/29/15	JC	n/a	n/a	VU1106

The QC reported here applies to the following samples:

Method: SW846 8260B

C39543-13, C39543-16

CAS No.	Surrogate Recoveries	Limits
1868-53-7	Dibromofluoromethane	98% 70-130%
2037-26-5	Toluene-D8	98% 70-130%
460-00-4	4-Bromofluorobenzene	87% 70-130%

CAS No.	Tentatively Identified Compounds	R. T.	Est. Conc.	Units	Q
	Total TIC, Volatile		0	ug/l	

Method Blank Summary

Job Number: C39543
Account: SGRPCAPH The Source Group
Project: T0600101592-9201 San Leandro Street, Oakland CA

Sample	File ID	DF	Analyzed	By	Prep Date	Prep Batch	Analytical Batch
VV975-MB	V24479.D	1	04/29/15	EA	n/a	n/a	VV975

The QC reported here applies to the following samples:

Method: SW846 8260B

C39543-4

CAS No.	Compound	Result	RL	MDL	Units	Q
71-43-2	Benzene	ND	1.0	0.20	ug/l	

CAS No.	Surrogate Recoveries	Limits
1868-53-7	Dibromofluoromethane	99% 70-130%
2037-26-5	Toluene-D8	99% 70-130%
460-00-4	4-Bromofluorobenzene	98% 70-130%

5.1.5
5

Method Blank Summary

Job Number: C39543
Account: SGRPCAPH The Source Group
Project: T0600101592-9201 San Leandro Street, Oakland CA

Sample	File ID	DF	Analyzed	By	Prep Date	Prep Batch	Analytical Batch
VW1918-MB	W52628.D	1	04/30/15	JC	n/a	n/a	VW1918

The QC reported here applies to the following samples:

Method: SW846 8260B

C39543-10

CAS No.	Compound	Result	RL	MDL	Units	Q
67-64-1	Acetone	ND	20	4.0	ug/l	
71-43-2	Benzene	ND	1.0	0.20	ug/l	
108-86-1	Bromobenzene	ND	1.0	0.20	ug/l	
74-97-5	Bromochloromethane	ND	1.0	0.20	ug/l	
75-27-4	Bromodichloromethane	ND	1.0	0.20	ug/l	
75-25-2	Bromoform	ND	1.0	0.22	ug/l	
104-51-8	n-Butylbenzene	ND	2.0	0.20	ug/l	
135-98-8	sec-Butylbenzene	ND	2.0	0.20	ug/l	
98-06-6	tert-Butylbenzene	ND	2.0	0.28	ug/l	
108-90-7	Chlorobenzene	ND	1.0	0.20	ug/l	
75-00-3	Chloroethane	ND	1.0	0.20	ug/l	
67-66-3	Chloroform	ND	1.0	0.20	ug/l	
95-49-8	o-Chlorotoluene	ND	2.0	0.20	ug/l	
106-43-4	p-Chlorotoluene	ND	2.0	0.26	ug/l	
56-23-5	Carbon tetrachloride	ND	1.0	0.20	ug/l	
75-34-3	1,1-Dichloroethane	ND	1.0	0.20	ug/l	
75-35-4	1,1-Dichloroethylene	ND	1.0	0.20	ug/l	
563-58-6	1,1-Dichloropropene	ND	1.0	0.20	ug/l	
96-12-8	1,2-Dibromo-3-chloropropane	ND	2.0	0.40	ug/l	
106-93-4	1,2-Dibromoethane	ND	1.0	0.20	ug/l	
107-06-2	1,2-Dichloroethane	ND	1.0	0.20	ug/l	
78-87-5	1,2-Dichloropropane	ND	1.0	0.20	ug/l	
142-28-9	1,3-Dichloropropane	ND	1.0	0.20	ug/l	
108-20-3	Di-Isopropyl ether	ND	2.0	0.22	ug/l	
594-20-7	2,2-Dichloropropane	ND	1.0	0.20	ug/l	
124-48-1	Dibromochloromethane	ND	1.0	0.20	ug/l	
75-71-8	Dichlorodifluoromethane	ND	1.0	0.20	ug/l	
156-59-2	cis-1,2-Dichloroethylene	ND	1.0	0.20	ug/l	
10061-01-5	cis-1,3-Dichloropropene	ND	1.0	0.20	ug/l	
541-73-1	m-Dichlorobenzene	ND	1.0	0.20	ug/l	
95-50-1	o-Dichlorobenzene	ND	1.0	0.20	ug/l	
106-46-7	p-Dichlorobenzene	ND	1.0	0.20	ug/l	
156-60-5	trans-1,2-Dichloroethylene	ND	1.0	0.20	ug/l	
10061-02-6	trans-1,3-Dichloropropene	ND	1.0	0.30	ug/l	
100-41-4	Ethylbenzene	ND	1.0	0.20	ug/l	
637-92-3	Ethyl Tert Butyl Ether	ND	2.0	0.22	ug/l	

Method Blank Summary

Job Number: C39543
Account: SGRPCAPH The Source Group
Project: T0600101592-9201 San Leandro Street, Oakland CA

Sample	File ID	DF	Analyzed	By	Prep Date	Prep Batch	Analytical Batch
VW1918-MB	W52628.D	1	04/30/15	JC	n/a	n/a	VW1918

The QC reported here applies to the following samples:

Method: SW846 8260B

C39543-10

CAS No.	Compound	Result	RL	MDL	Units	Q
591-78-6	2-Hexanone	ND	10	2.0	ug/l	
87-68-3	Hexachlorobutadiene	ND	2.0	0.20	ug/l	
98-82-8	Isopropylbenzene	ND	1.0	0.20	ug/l	
99-87-6	p-Isopropyltoluene	ND	2.0	0.20	ug/l	
108-10-1	4-Methyl-2-pentanone	ND	10	1.0	ug/l	
74-83-9	Methyl bromide	ND	2.0	0.20	ug/l	
74-87-3	Methyl chloride	ND	1.0	0.30	ug/l	
74-95-3	Methylene bromide	ND	1.0	0.20	ug/l	
75-09-2	Methylene chloride	ND	10	2.0	ug/l	
78-93-3	Methyl ethyl ketone	ND	10	2.0	ug/l	
1634-04-4	Methyl Tert Butyl Ether	ND	1.0	0.20	ug/l	
91-20-3	Naphthalene	ND	5.0	0.50	ug/l	
103-65-1	n-Propylbenzene	ND	2.0	0.20	ug/l	
100-42-5	Styrene	ND	1.0	0.20	ug/l	
994-05-8	Tert-Amyl Methyl Ether	ND	2.0	0.40	ug/l	
75-65-0	Tert-Butyl Alcohol	ND	10	2.4	ug/l	
630-20-6	1,1,1,2-Tetrachloroethane	ND	1.0	0.30	ug/l	
71-55-6	1,1,1-Trichloroethane	ND	1.0	0.20	ug/l	
79-34-5	1,1,2,2-Tetrachloroethane	ND	1.0	0.20	ug/l	
79-00-5	1,1,2-Trichloroethane	ND	1.0	0.22	ug/l	
87-61-6	1,2,3-Trichlorobenzene	ND	2.0	0.20	ug/l	
96-18-4	1,2,3-Trichloropropane	ND	2.0	0.20	ug/l	
120-82-1	1,2,4-Trichlorobenzene	ND	2.0	0.20	ug/l	
95-63-6	1,2,4-Trimethylbenzene	ND	2.0	0.20	ug/l	
108-67-8	1,3,5-Trimethylbenzene	ND	2.0	0.20	ug/l	
127-18-4	Tetrachloroethylene	ND	1.0	0.30	ug/l	
108-88-3	Toluene	ND	1.0	0.20	ug/l	
79-01-6	Trichloroethylene	ND	1.0	0.20	ug/l	
75-69-4	Trichlorofluoromethane	ND	1.0	0.20	ug/l	
75-01-4	Vinyl chloride	ND	1.0	0.20	ug/l	
1330-20-7	Xylene (total)	ND	2.0	0.46	ug/l	
	TPH-GRO (C6-C10)	ND	50	25	ug/l	

Method Blank Summary

Job Number: C39543
Account: SGRPCAPH The Source Group
Project: T0600101592-9201 San Leandro Street, Oakland CA

Sample	File ID	DF	Analyzed	By	Prep Date	Prep Batch	Analytical Batch
VW1918-MB	W52628.D	1	04/30/15	JC	n/a	n/a	VW1918

The QC reported here applies to the following samples:

Method: SW846 8260B

C39543-10

CAS No.	Surrogate Recoveries	Limits
1868-53-7	Dibromofluoromethane	98% 70-130%
2037-26-5	Toluene-D8	103% 70-130%
460-00-4	4-Bromofluorobenzene	99% 70-130%

Blank Spike/Blank Spike Duplicate Summary

Job Number: C39543
Account: SGRPCAPH The Source Group
Project: T0600101592-9201 San Leandro Street, Oakland CA

Sample	File ID	DF	Analyzed	By	Prep Date	Prep Batch	Analytical Batch
VV972-BS	V24421.D	1	04/27/15	EA	n/a	n/a	VV972
VV972-BSD	V24422.D	1	04/27/15	EA	n/a	n/a	VV972

The QC reported here applies to the following samples:

Method: SW846 8260B

C39543-6, C39543-7, C39543-8

CAS No.	Compound	Spike ug/l	BSP ug/l	BSP %	BSD ug/l	BSD %	RPD	Limits Rec/RPD
67-64-1	Acetone	80	73.8	92	71.6	90	3	38-159/24
71-43-2	Benzene	20	20.1	101	20.0	100	0	77-122/25
108-86-1	Bromobenzene	20	21.3	107	21.7	109	2	76-126/17
74-97-5	Bromochloromethane	20	21.4	107	21.5	108	0	77-130/17
75-27-4	Bromodichloromethane	20	19.7	99	20.2	101	3	75-127/16
75-25-2	Bromoform	20	22.0	110	22.3	112	1	69-141/17
104-51-8	n-Butylbenzene	20	20.0	100	20.6	103	3	72-129/18
135-98-8	sec-Butylbenzene	20	20.1	101	20.1	101	0	74-128/18
98-06-6	tert-Butylbenzene	20	19.7	99	20.1	101	2	73-127/18
108-90-7	Chlorobenzene	20	20.1	101	20.3	102	1	77-122/16
75-00-3	Chloroethane	20	18.0	90	17.7	89	2	69-133/18
67-66-3	Chloroform	20	19.9	100	20.2	101	1	74-126/17
95-49-8	o-Chlorotoluene	20	20.2	101	20.8	104	3	72-127/20
106-43-4	p-Chlorotoluene	20	22.3	112	22.8	114	2	68-127/18
56-23-5	Carbon tetrachloride	20	20.6	103	20.2	101	2	71-133/19
75-34-3	1,1-Dichloroethane	20	19.5	98	19.5	98	0	71-125/17
75-35-4	1,1-Dichloroethylene	20	20.6	103	20.0	100	3	66-125/20
563-58-6	1,1-Dichloropropene	20	19.1	96	18.9	95	1	75-124/18
96-12-8	1,2-Dibromo-3-chloropropane	20	21.0	105	21.4	107	2	65-131/20
106-93-4	1,2-Dibromoethane	20	20.9	105	21.1	106	1	75-135/17
107-06-2	1,2-Dichloroethane	20	19.5	98	19.6	98	1	71-131/17
78-87-5	1,2-Dichloropropane	20	20.1	101	20.4	102	1	78-124/16
142-28-9	1,3-Dichloropropane	20	20.8	104	21.0	105	1	78-123/16
108-20-3	Di-Isopropyl ether	20	19.9	100	20.0	100	1	68-129/17
594-20-7	2,2-Dichloropropane	20	20.9	105	20.6	103	1	70-131/19
124-48-1	Dibromochloromethane	20	20.5	103	20.6	103	0	76-132/16
75-71-8	Dichlorodifluoromethane	20	18.9	95	17.4	87	8	32-168/28
156-59-2	cis-1,2-Dichloroethylene	20	20.1	101	20.4	102	1	73-126/17
10061-01-5	cis-1,3-Dichloropropene	20	20.1	101	20.8	104	3	72-130/16
541-73-1	m-Dichlorobenzene	20	20.5	103	21.0	105	2	75-124/16
95-50-1	o-Dichlorobenzene	20	20.7	104	21.0	105	1	76-124/16
106-46-7	p-Dichlorobenzene	20	20.8	104	21.0	105	1	75-124/16
156-60-5	trans-1,2-Dichloroethylene	20	20.2	101	19.9	100	1	71-126/18
10061-02-6	trans-1,3-Dichloropropene	20	19.7	99	19.9	100	1	71-126/16
100-41-4	Ethylbenzene	20	20.3	102	20.4	102	0	76-126/17
637-92-3	Ethyl Tert Butyl Ether	20	19.8	99	20.0	100	1	75-134/17

* = Outside of Control Limits.

5.2.1
 5

Blank Spike/Blank Spike Duplicate Summary

Job Number: C39543
Account: SGRPCAPH The Source Group
Project: T0600101592-9201 San Leandro Street, Oakland CA

Sample	File ID	DF	Analyzed	By	Prep Date	Prep Batch	Analytical Batch
VV972-BS	V24421.D	1	04/27/15	EA	n/a	n/a	VV972
VV972-BSD	V24422.D	1	04/27/15	EA	n/a	n/a	VV972

The QC reported here applies to the following samples:

Method: SW846 8260B

C39543-6, C39543-7, C39543-8

CAS No.	Compound	Spike ug/l	BSP ug/l	BSP %	BSD ug/l	BSD %	RPD	Limits Rec/RPD
591-78-6	2-Hexanone	80	77.6	97	77.7	97	0	67-150/22
87-68-3	Hexachlorobutadiene	20	20.2	101	20.1	101	0	69-135/20
98-82-8	Isopropylbenzene	20	19.5	98	19.9	100	2	61-125/17
99-87-6	p-Isopropyltoluene	20	20.2	101	20.2	101	0	68-127/18
108-10-1	4-Methyl-2-pentanone	80	76.1	95	78.3	98	3	71-142/21
74-83-9	Methyl bromide	20	18.5	93	18.6	93	1	68-132/18
74-87-3	Methyl chloride	20	19.3	97	18.8	94	3	39-150/28
74-95-3	Methylene bromide	20	21.5	108	21.8	109	1	77-127/16
75-09-2	Methylene chloride	20	19.9	100	20.5	103	3	67-128/18
78-93-3	Methyl ethyl ketone	80	73.5	92	73.7	92	0	56-155/23
1634-04-4	Methyl Tert Butyl Ether	20	19.5	98	19.3	97	1	73-132/17
91-20-3	Naphthalene	20	19.8	99	19.9	100	1	70-136/20
103-65-1	n-Propylbenzene	20	19.8	99	20.2	101	2	71-127/17
100-42-5	Styrene	20	20.6	103	21.0	105	2	72-134/16
994-05-8	Tert-Amyl Methyl Ether	20	20.5	103	20.2	101	1	73-133/17
75-65-0	Tert-Butyl Alcohol	100	85.9	86	87.6	88	2	60-149/26
630-20-6	1,1,1,2-Tetrachloroethane	20	21.1	106	21.2	106	0	77-130/16
71-55-6	1,1,1-Trichloroethane	20	20.3	102	19.8	99	2	74-128/19
79-34-5	1,1,2,2-Tetrachloroethane	20	21.7	109	22.4	112	3	77-129/17
79-00-5	1,1,2-Trichloroethane	20	20.5	103	20.6	103	0	77-125/16
87-61-6	1,2,3-Trichlorobenzene	20	20.4	102	20.6	103	1	70-133/18
96-18-4	1,2,3-Trichloropropane	20	21.9	110	22.1	111	1	69-126/18
120-82-1	1,2,4-Trichlorobenzene	20	20.6	103	20.9	105	1	68-129/17
95-63-6	1,2,4-Trimethylbenzene	20	19.9	100	20.5	103	3	74-129/17
108-67-8	1,3,5-Trimethylbenzene	20	20.7	104	21.3	107	3	77-129/17
127-18-4	Tetrachloroethylene	20	19.2	96	19.4	97	1	69-127/20
108-88-3	Toluene	20	20.4	102	20.3	102	0	75-122/17
79-01-6	Trichloroethylene	20	19.8	99	19.7	99	1	78-123/17
75-69-4	Trichlorofluoromethane	20	19.1	96	18.7	94	2	65-136/23
75-01-4	Vinyl chloride	20	20.9	105	20.5	103	2	57-146/22
1330-20-7	Xylene (total)	60	60.7	101	61.0	102	0	77-125/17

CAS No.	Surrogate Recoveries	BSP	BSD	Limits
1868-53-7	Dibromofluoromethane	99%	98%	70-130%

* = Outside of Control Limits.

5.2.1
 5

Blank Spike/Blank Spike Duplicate Summary

Job Number: C39543
Account: SGRPCAPH The Source Group
Project: T0600101592-9201 San Leandro Street, Oakland CA

Sample	File ID	DF	Analyzed	By	Prep Date	Prep Batch	Analytical Batch
VV972-BS	V24421.D	1	04/27/15	EA	n/a	n/a	VV972
VV972-BSD	V24422.D	1	04/27/15	EA	n/a	n/a	VV972

The QC reported here applies to the following samples:

Method: SW846 8260B

C39543-6, C39543-7, C39543-8

CAS No.	Surrogate Recoveries	BSP	BSD	Limits
2037-26-5	Toluene-D8	100%	99%	70-130%
460-00-4	4-Bromofluorobenzene	96%	98%	70-130%

* = Outside of Control Limits.

Blank Spike/Blank Spike Duplicate Summary

Job Number: C39543
Account: SGRPCAPH The Source Group
Project: T0600101592-9201 San Leandro Street, Oakland CA

Sample	File ID	DF	Analyzed	By	Prep Date	Prep Batch	Analytical Batch
VV973-BS	V24448.D	1	04/28/15	EA	n/a	n/a	VV973
VV973-BSD	V24449.D	1	04/28/15	EA	n/a	n/a	VV973

The QC reported here applies to the following samples:

Method: SW846 8260B

C39543-4, C39543-11, C39543-15, C39543-17

CAS No.	Compound	Spike ug/l	BSP ug/l	BSP %	BSD ug/l	BSD %	RPD	Limits Rec/RPD
67-64-1	Acetone	80	76.3	95	79.2	99	4	38-159/24
71-43-2	Benzene	20	19.2	96	20.2	101	5	77-122/25
108-86-1	Bromobenzene	20	20.7	104	21.8	109	5	76-126/17
74-97-5	Bromochloromethane	20	20.9	105	21.7	109	4	77-130/17
75-27-4	Bromodichloromethane	20	18.9	95	19.9	100	5	75-127/16
75-25-2	Bromoform	20	20.9	105	21.8	109	4	69-141/17
104-51-8	n-Butylbenzene	20	19.5	98	20.1	101	3	72-129/18
135-98-8	sec-Butylbenzene	20	19.8	99	20.1	101	2	74-128/18
98-06-6	tert-Butylbenzene	20	19.8	99	20.2	101	2	73-127/18
108-90-7	Chlorobenzene	20	19.6	98	20.0	100	2	77-122/16
75-00-3	Chloroethane	20	17.4	87	17.5	88	1	69-133/18
67-66-3	Chloroform	20	19.3	97	20.0	100	4	74-126/17
95-49-8	o-Chlorotoluene	20	20.1	101	20.8	104	3	72-127/20
106-43-4	p-Chlorotoluene	20	21.8	109	22.7	114	4	68-127/18
56-23-5	Carbon tetrachloride	20	19.6	98	19.8	99	1	71-133/19
75-34-3	1,1-Dichloroethane	20	18.5	93	19.2	96	4	71-125/17
75-35-4	1,1-Dichloroethylene	20	20.0	100	19.4	97	3	66-125/20
563-58-6	1,1-Dichloropropene	20	18.5	93	18.9	95	2	75-124/18
96-12-8	1,2-Dibromo-3-chloropropane	20	21.0	105	21.8	109	4	65-131/20
106-93-4	1,2-Dibromoethane	20	20.5	103	21.3	107	4	75-135/17
107-06-2	1,2-Dichloroethane	20	18.7	94	19.9	100	6	71-131/17
78-87-5	1,2-Dichloropropane	20	19.7	99	20.4	102	3	78-124/16
142-28-9	1,3-Dichloropropane	20	20.4	102	21.2	106	4	78-123/16
108-20-3	Di-Isopropyl ether	20	19.0	95	19.7	99	4	68-129/17
594-20-7	2,2-Dichloropropane	20	20.1	101	20.2	101	0	70-131/19
124-48-1	Dibromochloromethane	20	19.7	99	20.3	102	3	76-132/16
75-71-8	Dichlorodifluoromethane	20	18.8	94	17.2	86	9	32-168/28
156-59-2	cis-1,2-Dichloroethylene	20	19.5	98	20.3	102	4	73-126/17
10061-01-5	cis-1,3-Dichloropropene	20	19.7	99	20.5	103	4	72-130/16
541-73-1	m-Dichlorobenzene	20	19.8	99	20.9	105	5	75-124/16
95-50-1	o-Dichlorobenzene	20	20.0	100	21.0	105	5	76-124/16
106-46-7	p-Dichlorobenzene	20	20.2	101	21.1	106	4	75-124/16
156-60-5	trans-1,2-Dichloroethylene	20	19.5	98	19.7	99	1	71-126/18
10061-02-6	trans-1,3-Dichloropropene	20	19.0	95	19.8	99	4	71-126/16
100-41-4	Ethylbenzene	20	19.7	99	20.0	100	2	76-126/17
637-92-3	Ethyl Tert Butyl Ether	20	19.2	96	19.8	99	3	75-134/17

* = Outside of Control Limits.

5.2.2
 5

Blank Spike/Blank Spike Duplicate Summary

Job Number: C39543
Account: SGRPCAPH The Source Group
Project: T0600101592-9201 San Leandro Street, Oakland CA

Sample	File ID	DF	Analyzed	By	Prep Date	Prep Batch	Analytical Batch
VV973-BS	V24448.D	1	04/28/15	EA	n/a	n/a	VV973
VV973-BSD	V24449.D	1	04/28/15	EA	n/a	n/a	VV973

The QC reported here applies to the following samples:

Method: SW846 8260B

C39543-4, C39543-11, C39543-15, C39543-17

CAS No.	Compound	Spike ug/l	BSP ug/l	BSP %	BSD ug/l	BSD %	RPD	Limits Rec/RPD
591-78-6	2-Hexanone	80	77.5	97	80.7	101	4	67-150/22
87-68-3	Hexachlorobutadiene	20	19.5	98	20.0	100	3	69-135/20
98-82-8	Isopropylbenzene	20	19.1	96	19.4	97	2	61-125/17
99-87-6	p-Isopropyltoluene	20	19.5	98	20.0	100	3	68-127/18
108-10-1	4-Methyl-2-pentanone	80	77.2	97	80.4	101	4	71-142/21
74-83-9	Methyl bromide	20	17.7	89	17.9	90	1	68-132/18
74-87-3	Methyl chloride	20	18.5	93	17.8	89	4	39-150/28
74-95-3	Methylene bromide	20	20.9	105	21.8	109	4	77-127/16
75-09-2	Methylene chloride	20	19.3	97	19.9	100	3	67-128/18
78-93-3	Methyl ethyl ketone	80	76.1	95	79.7	100	5	56-155/23
1634-04-4	Methyl Tert Butyl Ether	20	18.6	93	19.4	97	4	73-132/17
91-20-3	Naphthalene	20	19.2	96	20.1	101	5	70-136/20
103-65-1	n-Propylbenzene	20	19.8	99	20.2	101	2	71-127/17
100-42-5	Styrene	20	20.2	101	20.7	104	2	72-134/16
994-05-8	Tert-Amyl Methyl Ether	20	19.6	98	20.4	102	4	73-133/17
75-65-0	Tert-Butyl Alcohol	100	97.5	98	103	103	5	60-149/26
630-20-6	1,1,1,2-Tetrachloroethane	20	20.2	101	20.9	105	3	77-130/16
71-55-6	1,1,1-Trichloroethane	20	19.7	99	19.7	99	0	74-128/19
79-34-5	1,1,2,2-Tetrachloroethane	20	21.8	109	22.7	114	4	77-129/17
79-00-5	1,1,2-Trichloroethane	20	19.9	100	20.6	103	3	77-125/16
87-61-6	1,2,3-Trichlorobenzene	20	19.5	98	20.5	103	5	70-133/18
96-18-4	1,2,3-Trichloropropane	20	21.5	108	22.2	111	3	69-126/18
120-82-1	1,2,4-Trichlorobenzene	20	20.0	100	20.7	104	3	68-129/17
95-63-6	1,2,4-Trimethylbenzene	20	19.7	99	20.3	102	3	74-129/17
108-67-8	1,3,5-Trimethylbenzene	20	20.7	104	21.3	107	3	77-129/17
127-18-4	Tetrachloroethylene	20	18.6	93	18.8	94	1	69-127/20
108-88-3	Toluene	20	19.5	98	20.2	101	4	75-122/17
79-01-6	Trichloroethylene	20	19.4	97	19.6	98	1	78-123/17
75-69-4	Trichlorofluoromethane	20	18.5	93	18.3	92	1	65-136/23
75-01-4	Vinyl chloride	20	19.9	100	19.3	97	3	57-146/22
1330-20-7	Xylene (total)	60	58.8	98	59.9	100	2	77-125/17

CAS No.	Surrogate Recoveries	BSP	BSD	Limits
1868-53-7	Dibromofluoromethane	100%	100%	70-130%

* = Outside of Control Limits.

5.2.2
 5

Blank Spike/Blank Spike Duplicate Summary

Job Number: C39543
Account: SGRPCAPH The Source Group
Project: T0600101592-9201 San Leandro Street, Oakland CA

Sample	File ID	DF	Analyzed	By	Prep Date	Prep Batch	Analytical Batch
VV973-BS	V24448.D	1	04/28/15	EA	n/a	n/a	VV973
VV973-BSD	V24449.D	1	04/28/15	EA	n/a	n/a	VV973

The QC reported here applies to the following samples:

Method: SW846 8260B

C39543-4, C39543-11, C39543-15, C39543-17

CAS No.	Surrogate Recoveries	BSP	BSD	Limits
2037-26-5	Toluene-D8	97%	98%	70-130%
460-00-4	4-Bromofluorobenzene	97%	97%	70-130%

* = Outside of Control Limits.

Blank Spike/Blank Spike Duplicate Summary

Job Number: C39543
Account: SGRPCAPH The Source Group
Project: T0600101592-9201 San Leandro Street, Oakland CA

Sample	File ID	DF	Analyzed	By	Prep Date	Prep Batch	Analytical Batch
VU1104-BS	U26857.D	1	04/28/15	JC	n/a	n/a	VU1104
VU1104-BSD	U26858.D	1	04/28/15	JC	n/a	n/a	VU1104

The QC reported here applies to the following samples:

Method: SW846 8260B

C39543-9, C39543-12, C39543-14

CAS No.	Compound	Spike ug/l	BSP ug/l	BSP %	BSD ug/l	BSD %	RPD	Limits Rec/RPD
67-64-1	Acetone	80	78.1	98	75.2	94	4	38-159/24
71-43-2	Benzene	20	21.2	106	21.4	107	1	77-122/25
108-86-1	Bromobenzene	20	24.2	121	21.9	110	10	76-126/17
74-97-5	Bromochloromethane	20	22.7	114	22.4	112	1	77-130/17
75-27-4	Bromodichloromethane	20	20.6	103	20.7	104	0	75-127/16
75-25-2	Bromoform	20	19.0	95	19.0	95	0	69-141/17
104-51-8	n-Butylbenzene	20	23.3	117	21.8	109	7	72-129/18
135-98-8	sec-Butylbenzene	20	23.5	118	21.7	109	8	74-128/18
98-06-6	tert-Butylbenzene	20	23.3	117	21.7	109	7	73-127/18
108-90-7	Chlorobenzene	20	21.7	109	21.8	109	0	77-122/16
75-00-3	Chloroethane	20	20.2	101	19.1	96	6	69-133/18
67-66-3	Chloroform	20	22.9	115	21.5	108	6	74-126/17
95-49-8	o-Chlorotoluene	20	22.6	113	20.7	104	9	72-127/20
106-43-4	p-Chlorotoluene	20	23.2	116	21.1	106	9	68-127/18
56-23-5	Carbon tetrachloride	20	22.1	111	22.3	112	1	71-133/19
75-34-3	1,1-Dichloroethane	20	21.7	109	20.7	104	5	71-125/17
75-35-4	1,1-Dichloroethylene	20	23.0	115	21.3	107	8	66-125/20
563-58-6	1,1-Dichloropropene	20	20.8	104	20.9	105	0	75-124/18
96-12-8	1,2-Dibromo-3-chloropropane	20	20.4	102	19.9	100	2	65-131/20
106-93-4	1,2-Dibromoethane	20	22.0	110	21.9	110	0	75-135/17
107-06-2	1,2-Dichloroethane	20	20.7	104	21.2	106	2	71-131/17
78-87-5	1,2-Dichloropropane	20	21.0	105	21.2	106	1	78-124/16
142-28-9	1,3-Dichloropropane	20	22.1	111	22.0	110	0	78-123/16
108-20-3	Di-Isopropyl ether	20	21.8	109	20.7	104	5	68-129/17
594-20-7	2,2-Dichloropropane	20	22.6	113	21.5	108	5	70-131/19
124-48-1	Dibromochloromethane	20	22.3	112	22.0	110	1	76-132/16
75-71-8	Dichlorodifluoromethane	20	27.3	137	25.0	125	9	32-168/28
156-59-2	cis-1,2-Dichloroethylene	20	22.5	113	21.4	107	5	73-126/17
10061-01-5	cis-1,3-Dichloropropene	20	21.3	107	21.4	107	0	72-130/16
541-73-1	m-Dichlorobenzene	20	23.1	116	21.5	108	7	75-124/16
95-50-1	o-Dichlorobenzene	20	21.5	108	21.5	108	0	76-124/16
106-46-7	p-Dichlorobenzene	20	21.6	108	21.7	109	0	75-124/16
156-60-5	trans-1,2-Dichloroethylene	20	21.9	110	20.5	103	7	71-126/18
10061-02-6	trans-1,3-Dichloropropene	20	20.6	103	20.6	103	0	71-126/16
100-41-4	Ethylbenzene	20	21.7	109	21.9	110	1	76-126/17
637-92-3	Ethyl Tert Butyl Ether	20	21.6	108	20.4	102	6	75-134/17

* = Outside of Control Limits.

5.2.3
 5

Blank Spike/Blank Spike Duplicate Summary

Job Number: C39543
Account: SGRPCAPH The Source Group
Project: T0600101592-9201 San Leandro Street, Oakland CA

Sample	File ID	DF	Analyzed	By	Prep Date	Prep Batch	Analytical Batch
VU1104-BS	U26857.D	1	04/28/15	JC	n/a	n/a	VU1104
VU1104-BSD	U26858.D	1	04/28/15	JC	n/a	n/a	VU1104

The QC reported here applies to the following samples:

Method: SW846 8260B

C39543-9, C39543-12, C39543-14

CAS No.	Compound	Spike ug/l	BSP ug/l	BSP %	BSD ug/l	BSD %	RPD	Limits Rec/RPD
591-78-6	2-Hexanone	80	83.6	105	84.7	106	1	67-150/22
87-68-3	Hexachlorobutadiene	20	25.5	128	22.8	114	11	69-135/20
98-82-8	Isopropylbenzene	20	22.6	113	22.5	113	0	61-125/17
99-87-6	p-Isopropyltoluene	20	23.7	119	22.0	110	7	68-127/18
108-10-1	4-Methyl-2-pentanone	80	82.8	104	84.1	105	2	71-142/21
74-83-9	Methyl bromide	20	22.9	115	21.5	108	6	68-132/18
74-87-3	Methyl chloride	20	26.6	133	23.7	119	12	39-150/28
74-95-3	Methylene bromide	20	22.0	110	22.1	111	0	77-127/16
75-09-2	Methylene chloride	20	21.9	110	22.0	110	0	67-128/18
78-93-3	Methyl ethyl ketone	80	83.8	105	79.1	99	6	56-155/23
1634-04-4	Methyl Tert Butyl Ether	20	20.4	102	19.7	99	3	73-132/17
91-20-3	Naphthalene	20	20.9	105	18.6	93	12	70-136/20
103-65-1	n-Propylbenzene	20	23.2	116	20.9	105	10	71-127/17
100-42-5	Styrene	20	19.3	97	19.3	97	0	72-134/16
994-05-8	Tert-Amyl Methyl Ether	20	22.9	115	21.4	107	7	73-133/17
75-65-0	Tert-Butyl Alcohol	100	107	107	105	105	2	60-149/26
630-20-6	1,1,1,2-Tetrachloroethane	20	22.1	111	22.3	112	1	77-130/16
71-55-6	1,1,1-Trichloroethane	20	22.9	115	21.6	108	6	74-128/19
79-34-5	1,1,2,2-Tetrachloroethane	20	23.1	116	20.8	104	10	77-129/17
79-00-5	1,1,2-Trichloroethane	20	21.1	106	21.1	106	0	77-125/16
87-61-6	1,2,3-Trichlorobenzene	20	22.8	114	20.2	101	12	70-133/18
96-18-4	1,2,3-Trichloropropane	20	22.2	111	22.4	112	1	69-126/18
120-82-1	1,2,4-Trichlorobenzene	20	21.4	107	19.7	99	8	68-129/17
95-63-6	1,2,4-Trimethylbenzene	20	22.9	115	21.1	106	8	74-129/17
108-67-8	1,3,5-Trimethylbenzene	20	24.4	122	22.3	112	9	77-129/17
127-18-4	Tetrachloroethylene	20	22.3	112	21.8	109	2	69-127/20
108-88-3	Toluene	20	21.5	108	21.3	107	1	75-122/17
79-01-6	Trichloroethylene	20	21.3	107	21.4	107	0	78-123/17
75-69-4	Trichlorofluoromethane	20	25.5	128	23.6	118	8	65-136/23
75-01-4	Vinyl chloride	20	24.5	123	22.8	114	7	57-146/22
1330-20-7	Xylene (total)	60	65.9	110	66.3	111	1	77-125/17

CAS No.	Surrogate Recoveries	BSP	BSD	Limits
1868-53-7	Dibromofluoromethane	105%	97%	70-130%

* = Outside of Control Limits.

5.2.3
 5

Blank Spike/Blank Spike Duplicate Summary

Job Number: C39543
Account: SGRPCAPH The Source Group
Project: T0600101592-9201 San Leandro Street, Oakland CA

Sample	File ID	DF	Analyzed	By	Prep Date	Prep Batch	Analytical Batch
VU1104-BS	U26857.D	1	04/28/15	JC	n/a	n/a	VU1104
VU1104-BSD	U26858.D	1	04/28/15	JC	n/a	n/a	VU1104

The QC reported here applies to the following samples:

Method: SW846 8260B

C39543-9, C39543-12, C39543-14

CAS No.	Surrogate Recoveries	BSP	BSD	Limits
2037-26-5	Toluene-D8	99%	98%	70-130%
460-00-4	4-Bromofluorobenzene	97%	96%	70-130%

* = Outside of Control Limits.

Blank Spike/Blank Spike Duplicate Summary

Job Number: C39543

Account: SGRPCAPH The Source Group

Project: T0600101592-9201 San Leandro Street, Oakland CA

Sample	File ID	DF	Analyzed	By	Prep Date	Prep Batch	Analytical Batch
VU1106-BS	U26886.D	1	04/29/15	JC	n/a	n/a	VU1106
VU1106-BSD	U26887.D	1	04/29/15	JC	n/a	n/a	VU1106

The QC reported here applies to the following samples:

Method: SW846 8260B

C39543-13, C39543-16

CAS No.	Compound	Spike ug/l	BSP ug/l	BSP %	BSD ug/l	BSD %	RPD	Limits Rec/RPD
67-64-1	Acetone	80	70.0	88	76.6	96	9	38-159/24
71-43-2	Benzene	20	21.8	109	20.8	104	5	77-122/25
108-86-1	Bromobenzene	20	22.5	113	22.2	111	1	76-126/17
74-97-5	Bromochloromethane	20	22.4	112	22.4	112	0	77-130/17
75-27-4	Bromodichloromethane	20	21.5	108	20.3	102	6	75-127/16
75-25-2	Bromoform	20	18.7	94	18.4	92	2	69-141/17
104-51-8	n-Butylbenzene	20	22.0	110	21.7	109	1	72-129/18
135-98-8	sec-Butylbenzene	20	22.0	110	21.7	109	1	74-128/18
98-06-6	tert-Butylbenzene	20	22.0	110	21.5	108	2	73-127/18
108-90-7	Chlorobenzene	20	21.6	108	21.2	106	2	77-122/16
75-00-3	Chloroethane	20	18.5	93	20.0	100	8	69-133/18
67-66-3	Chloroform	20	20.8	104	22.2	111	7	74-126/17
95-49-8	o-Chlorotoluene	20	20.8	104	20.5	103	1	72-127/20
106-43-4	p-Chlorotoluene	20	21.2	106	21.0	105	1	68-127/18
56-23-5	Carbon tetrachloride	20	22.8	114	21.7	109	5	71-133/19
75-34-3	1,1-Dichloroethane	20	20.1	101	21.4	107	6	71-125/17
75-35-4	1,1-Dichloroethylene	20	20.1	101	21.6	108	7	66-125/20
563-58-6	1,1-Dichloropropene	20	21.7	109	20.2	101	7	75-124/18
96-12-8	1,2-Dibromo-3-chloropropane	20	19.6	98	18.6	93	5	65-131/20
106-93-4	1,2-Dibromoethane	20	22.0	110	21.5	108	2	75-135/17
107-06-2	1,2-Dichloroethane	20	21.4	107	20.5	103	4	71-131/17
78-87-5	1,2-Dichloropropane	20	21.5	108	20.8	104	3	78-124/16
142-28-9	1,3-Dichloropropane	20	21.6	108	21.3	107	1	78-123/16
108-20-3	Di-Isopropyl ether	20	20.1	101	21.5	108	7	68-129/17
594-20-7	2,2-Dichloropropane	20	21.3	107	22.7	114	6	70-131/19
124-48-1	Dibromochloromethane	20	21.9	110	21.5	108	2	76-132/16
75-71-8	Dichlorodifluoromethane	20	22.2	111	23.0	115	4	32-168/28
156-59-2	cis-1,2-Dichloroethylene	20	21.2	106	22.0	110	4	73-126/17
10061-01-5	cis-1,3-Dichloropropene	20	22.4	112	21.3	107	5	72-130/16
541-73-1	m-Dichlorobenzene	20	21.8	109	21.6	108	1	75-124/16
95-50-1	o-Dichlorobenzene	20	21.9	110	21.5	108	2	76-124/16
106-46-7	p-Dichlorobenzene	20	21.8	109	21.6	108	1	75-124/16
156-60-5	trans-1,2-Dichloroethylene	20	20.8	104	22.0	110	6	71-126/18
10061-02-6	trans-1,3-Dichloropropene	20	20.2	101	20.0	100	1	71-126/16
100-41-4	Ethylbenzene	20	21.7	109	21.4	107	1	76-126/17
637-92-3	Ethyl Tert Butyl Ether	20	20.2	101	21.6	108	7	75-134/17

* = Outside of Control Limits.

5.2.4
5

Blank Spike/Blank Spike Duplicate Summary

Job Number: C39543
Account: SGRPCAPH The Source Group
Project: T0600101592-9201 San Leandro Street, Oakland CA

Sample	File ID	DF	Analyzed	By	Prep Date	Prep Batch	Analytical Batch
VU1106-BS	U26886.D	1	04/29/15	JC	n/a	n/a	VU1106
VU1106-BSD	U26887.D	1	04/29/15	JC	n/a	n/a	VU1106

The QC reported here applies to the following samples:

Method: SW846 8260B

C39543-13, C39543-16

CAS No.	Compound	Spike ug/l	BSP ug/l	BSP %	BSD ug/l	BSD %	RPD	Limits Rec/RPD
591-78-6	2-Hexanone	80	81.6	102	79.9	100	2	67-150/22
87-68-3	Hexachlorobutadiene	20	23.7	119	20.3	102	15	69-135/20
98-82-8	Isopropylbenzene	20	22.4	112	21.9	110	2	61-125/17
99-87-6	p-Isopropyltoluene	20	22.5	113	22.0	110	2	68-127/18
108-10-1	4-Methyl-2-pentanone	80	85.8	107	80.9	101	6	71-142/21
74-83-9	Methyl bromide	20	20.7	104	22.5	113	8	68-132/18
74-87-3	Methyl chloride	20	21.7	109	23.8	119	9	39-150/28
74-95-3	Methylene bromide	20	22.9	115	21.6	108	6	77-127/16
75-09-2	Methylene chloride	20	20.4	102	22.3	112	9	67-128/18
78-93-3	Methyl ethyl ketone	80	78.5	98	82.6	103	5	56-155/23
1634-04-4	Methyl Tert Butyl Ether	20	19.1	96	20.7	104	8	73-132/17
91-20-3	Naphthalene	20	18.2	91	17.4	87	4	70-136/20
103-65-1	n-Propylbenzene	20	21.3	107	20.9	105	2	71-127/17
100-42-5	Styrene	20	19.2	96	18.9	95	2	72-134/16
994-05-8	Tert-Amyl Methyl Ether	20	20.4	102	22.5	113	10	73-133/17
75-65-0	Tert-Butyl Alcohol	100	94.8	95	103	103	8	60-149/26
630-20-6	1,1,1,2-Tetrachloroethane	20	22.0	110	21.9	110	0	77-130/16
71-55-6	1,1,1-Trichloroethane	20	21.1	106	22.4	112	6	74-128/19
79-34-5	1,1,2,2-Tetrachloroethane	20	20.9	105	20.6	103	1	77-129/17
79-00-5	1,1,2-Trichloroethane	20	20.7	104	20.4	102	1	77-125/16
87-61-6	1,2,3-Trichlorobenzene	20	20.0	100	18.4	92	8	70-133/18
96-18-4	1,2,3-Trichloropropane	20	22.0	110	21.6	108	2	69-126/18
120-82-1	1,2,4-Trichlorobenzene	20	19.3	97	17.1	86	12	68-129/17
95-63-6	1,2,4-Trimethylbenzene	20	21.3	107	21.0	105	1	74-129/17
108-67-8	1,3,5-Trimethylbenzene	20	22.5	113	22.2	111	1	77-129/17
127-18-4	Tetrachloroethylene	20	22.5	113	22.3	112	1	69-127/20
108-88-3	Toluene	20	21.4	107	20.9	105	2	75-122/17
79-01-6	Trichloroethylene	20	21.5	108	21.1	106	2	78-123/17
75-69-4	Trichlorofluoromethane	20	22.5	113	24.0	120	6	65-136/23
75-01-4	Vinyl chloride	20	21.4	107	22.8	114	6	57-146/22
1330-20-7	Xylene (total)	60	65.3	109	64.6	108	1	77-125/17

CAS No.	Surrogate Recoveries	BSP	BSD	Limits
1868-53-7	Dibromofluoromethane	98%	104%	70-130%

* = Outside of Control Limits.

Blank Spike/Blank Spike Duplicate Summary

Job Number: C39543
Account: SGRPCAPH The Source Group
Project: T0600101592-9201 San Leandro Street, Oakland CA

Sample	File ID	DF	Analyzed	By	Prep Date	Prep Batch	Analytical Batch
VU1106-BS	U26886.D	1	04/29/15	JC	n/a	n/a	VU1106
VU1106-BSD	U26887.D	1	04/29/15	JC	n/a	n/a	VU1106

The QC reported here applies to the following samples:

Method: SW846 8260B

C39543-13, C39543-16

CAS No.	Surrogate Recoveries	BSP	BSD	Limits
2037-26-5	Toluene-D8	97%	97%	70-130%
460-00-4	4-Bromofluorobenzene	95%	95%	70-130%

* = Outside of Control Limits.

Blank Spike/Blank Spike Duplicate Summary

Job Number: C39543
Account: SGRPCAPH The Source Group
Project: T0600101592-9201 San Leandro Street, Oakland CA

Sample	File ID	DF	Analyzed	By	Prep Date	Prep Batch	Analytical Batch
VV975-BS	V24475.D	1	04/29/15	EA	n/a	n/a	VV975
VV975-BSD	V24476.D	1	04/29/15	EA	n/a	n/a	VV975

The QC reported here applies to the following samples:

Method: SW846 8260B

C39543-4

CAS No.	Compound	Spike ug/l	BSP ug/l	BSP %	BSD ug/l	BSD %	RPD	Limits Rec/RPD
71-43-2	Benzene	20	18.8	94	19.3	97	3	77-122/25

CAS No.	Surrogate Recoveries	BSP	BSD	Limits
1868-53-7	Dibromofluoromethane	98%	98%	70-130%
2037-26-5	Toluene-D8	97%	99%	70-130%
460-00-4	4-Bromofluorobenzene	96%	97%	70-130%

* = Outside of Control Limits.

5.2.5
 5

Blank Spike/Blank Spike Duplicate Summary

Job Number: C39543
Account: SGRPCAPH The Source Group
Project: T0600101592-9201 San Leandro Street, Oakland CA

Sample	File ID	DF	Analyzed	By	Prep Date	Prep Batch	Analytical Batch
VW1918-BS	W52625.D	1	04/30/15	JC	n/a	n/a	VW1918
VW1918-BSD	W52626.D	1	04/30/15	JC	n/a	n/a	VW1918

The QC reported here applies to the following samples:

Method: SW846 8260B

C39543-10

CAS No.	Compound	Spike ug/l	BSP ug/l	BSP %	BSD ug/l	BSD %	RPD	Limits Rec/RPD
67-64-1	Acetone	80	75.2	94	76.0	95	1	38-159/24
71-43-2	Benzene	20	19.5	98	19.2	96	2	77-122/25
108-86-1	Bromobenzene	20	20.5	103	20.4	102	0	76-126/17
74-97-5	Bromochloromethane	20	20.0	100	19.8	99	1	77-130/17
75-27-4	Bromodichloromethane	20	19.1	96	18.9	95	1	75-127/16
75-25-2	Bromoform	20	17.9	90	17.6	88	2	69-141/17
104-51-8	n-Butylbenzene	20	21.0	105	20.3	102	3	72-129/18
135-98-8	sec-Butylbenzene	20	20.9	105	20.3	102	3	74-128/18
98-06-6	tert-Butylbenzene	20	20.8	104	20.7	104	0	73-127/18
108-90-7	Chlorobenzene	20	20.0	100	19.8	99	1	77-122/16
75-00-3	Chloroethane	20	16.3	82	16.3	82	0	69-133/18
67-66-3	Chloroform	20	19.5	98	19.3	97	1	74-126/17
95-49-8	o-Chlorotoluene	20	20.6	103	20.1	101	2	72-127/20
106-43-4	p-Chlorotoluene	20	21.1	106	20.9	105	1	68-127/18
56-23-5	Carbon tetrachloride	20	19.6	98	18.7	94	5	71-133/19
75-34-3	1,1-Dichloroethane	20	18.9	95	18.5	93	2	71-125/17
75-35-4	1,1-Dichloroethylene	20	18.9	95	17.9	90	5	66-125/20
563-58-6	1,1-Dichloropropene	20	18.9	95	18.0	90	5	75-124/18
96-12-8	1,2-Dibromo-3-chloropropane	20	19.4	97	19.1	96	2	65-131/20
106-93-4	1,2-Dibromoethane	20	20.8	104	20.6	103	1	75-135/17
107-06-2	1,2-Dichloroethane	20	19.2	96	18.8	94	2	71-131/17
78-87-5	1,2-Dichloropropane	20	19.3	97	19.2	96	1	78-124/16
142-28-9	1,3-Dichloropropane	20	21.0	105	20.7	104	1	78-123/16
108-20-3	Di-Isopropyl ether	20	19.0	95	18.9	95	1	68-129/17
594-20-7	2,2-Dichloropropane	20	19.8	99	19.0	95	4	70-131/19
124-48-1	Dibromochloromethane	20	20.6	103	20.3	102	1	76-132/16
75-71-8	Dichlorodifluoromethane	20	15.5	78	15.1	76	3	32-168/28
156-59-2	cis-1,2-Dichloroethylene	20	19.5	98	19.4	97	1	73-126/17
10061-01-5	cis-1,3-Dichloropropene	20	20.0	100	19.8	99	1	72-130/16
541-73-1	m-Dichlorobenzene	20	20.2	101	20.1	101	0	75-124/16
95-50-1	o-Dichlorobenzene	20	20.0	100	20.0	100	0	76-124/16
106-46-7	p-Dichlorobenzene	20	20.2	101	20.1	101	0	75-124/16
156-60-5	trans-1,2-Dichloroethylene	20	18.7	94	18.6	93	1	71-126/18
10061-02-6	trans-1,3-Dichloropropene	20	19.7	99	19.5	98	1	71-126/16
100-41-4	Ethylbenzene	20	20.9	105	20.4	102	2	76-126/17
637-92-3	Ethyl Tert Butyl Ether	20	19.1	96	19.0	95	1	75-134/17

* = Outside of Control Limits.

5.2.6
 5

Blank Spike/Blank Spike Duplicate Summary

Job Number: C39543
Account: SGRPCAPH The Source Group
Project: T0600101592-9201 San Leandro Street, Oakland CA

Sample	File ID	DF	Analyzed	By	Prep Date	Prep Batch	Analytical Batch
VW1918-BS	W52625.D	1	04/30/15	JC	n/a	n/a	VW1918
VW1918-BSD	W52626.D	1	04/30/15	JC	n/a	n/a	VW1918

The QC reported here applies to the following samples:

Method: SW846 8260B

C39543-10

CAS No.	Compound	Spike ug/l	BSP ug/l	BSP %	BSD ug/l	BSD %	RPD	Limits Rec/RPD
591-78-6	2-Hexanone	80	81.6	102	80.2	100	2	67-150/22
87-68-3	Hexachlorobutadiene	20	20.4	102	19.8	99	3	69-135/20
98-82-8	Isopropylbenzene	20	20.9	105	20.3	102	3	61-125/17
99-87-6	p-Isopropyltoluene	20	21.0	105	20.6	103	2	68-127/18
108-10-1	4-Methyl-2-pentanone	80	78.5	98	77.2	97	2	71-142/21
74-83-9	Methyl bromide	20	17.8	89	17.9	90	1	68-132/18
74-87-3	Methyl chloride	20	15.4	77	15.2	76	1	39-150/28
74-95-3	Methylene bromide	20	20.2	101	19.9	100	1	77-127/16
75-09-2	Methylene chloride	20	18.4	92	18.5	93	1	67-128/18
78-93-3	Methyl ethyl ketone	80	77.4	97	76.5	96	1	56-155/23
1634-04-4	Methyl Tert Butyl Ether	20	17.9	90	17.8	89	1	73-132/17
91-20-3	Naphthalene	20	18.7	94	18.7	94	0	70-136/20
103-65-1	n-Propylbenzene	20	20.7	104	20.2	101	2	71-127/17
100-42-5	Styrene	20	21.6	108	21.4	107	1	72-134/16
994-05-8	Tert-Amyl Methyl Ether	20	19.8	99	19.6	98	1	73-133/17
75-65-0	Tert-Butyl Alcohol	100	112	112	108	108	4	60-149/26
630-20-6	1,1,1,2-Tetrachloroethane	20	20.6	103	20.5	103	0	77-130/16
71-55-6	1,1,1-Trichloroethane	20	19.7	99	19.0	95	4	74-128/19
79-34-5	1,1,2,2-Tetrachloroethane	20	20.9	105	20.9	105	0	77-129/17
79-00-5	1,1,2-Trichloroethane	20	20.3	102	20.1	101	1	77-125/16
87-61-6	1,2,3-Trichlorobenzene	20	19.9	100	19.9	100	0	70-133/18
96-18-4	1,2,3-Trichloropropane	20	17.9	90	17.4	87	3	69-126/18
120-82-1	1,2,4-Trichlorobenzene	20	19.9	100	19.7	99	1	68-129/17
95-63-6	1,2,4-Trimethylbenzene	20	20.7	104	20.4	102	1	74-129/17
108-67-8	1,3,5-Trimethylbenzene	20	21.6	108	21.4	107	1	77-129/17
127-18-4	Tetrachloroethylene	20	19.9	100	19.3	97	3	69-127/20
108-88-3	Toluene	20	20.5	103	20.1	101	2	75-122/17
79-01-6	Trichloroethylene	20	19.5	98	19.0	95	3	78-123/17
75-69-4	Trichlorofluoromethane	20	18.0	90	17.9	90	1	65-136/23
75-01-4	Vinyl chloride	20	17.0	85	16.5	83	3	57-146/22
1330-20-7	Xylene (total)	60	62.4	104	61.3	102	2	77-125/17

CAS No.	Surrogate Recoveries	BSP	BSD	Limits
1868-53-7	Dibromofluoromethane	100%	100%	70-130%

* = Outside of Control Limits.

Blank Spike/Blank Spike Duplicate Summary

Job Number: C39543
Account: SGRPCAPH The Source Group
Project: T0600101592-9201 San Leandro Street, Oakland CA

Sample	File ID	DF	Analyzed	By	Prep Date	Prep Batch	Analytical Batch
VW1918-BS	W52625.D	1	04/30/15	JC	n/a	n/a	VW1918
VW1918-BSD	W52626.D	1	04/30/15	JC	n/a	n/a	VW1918

The QC reported here applies to the following samples:

Method: SW846 8260B

C39543-10

CAS No.	Surrogate Recoveries	BSP	BSD	Limits
2037-26-5	Toluene-D8	102%	102%	70-130%
460-00-4	4-Bromofluorobenzene	101%	100%	70-130%

* = Outside of Control Limits.

Laboratory Control Sample Summary

Job Number: C39543
Account: SGRPCAPH The Source Group
Project: T0600101592-9201 San Leandro Street, Oakland CA

Sample	File ID	DF	Analyzed	By	Prep Date	Prep Batch	Analytical Batch
VV972-LCS	V24423.D	1	04/27/15	EA	n/a	n/a	VV972

The QC reported here applies to the following samples:

Method: SW846 8260B

C39543-6, C39543-7, C39543-8

CAS No.	Compound	Spike ug/l	LCS ug/l	LCS %	Limits
	TPH-GRO (C6-C10)	125	137	110	60-130

CAS No.	Surrogate Recoveries	BSP	Limits
1868-53-7	Dibromofluoromethane	99%	70-130%
2037-26-5	Toluene-D8	98%	70-130%
460-00-4	4-Bromofluorobenzene	99%	70-130%

* = Outside of Control Limits.

5.3.1
 5

Laboratory Control Sample Summary

Job Number: C39543
Account: SGRPCAPH The Source Group
Project: T0600101592-9201 San Leandro Street, Oakland CA

Sample	File ID	DF	Analyzed	By	Prep Date	Prep Batch	Analytical Batch
VU1104-LCS	U26859.D	1	04/28/15	JC	n/a	n/a	VU1104

The QC reported here applies to the following samples:

Method: SW846 8260B

C39543-9, C39543-12, C39543-14

CAS No.	Compound	Spike ug/l	LCS ug/l	LCS %	Limits
	TPH-GRO (C6-C10)	125	144	115	60-130

CAS No.	Surrogate Recoveries	BSP	Limits
1868-53-7	Dibromofluoromethane	97%	70-130%
2037-26-5	Toluene-D8	100%	70-130%
460-00-4	4-Bromofluorobenzene	91%	70-130%

* = Outside of Control Limits.

Laboratory Control Sample Summary

Job Number: C39543
Account: SGRPCAPH The Source Group
Project: T0600101592-9201 San Leandro Street, Oakland CA

Sample	File ID	DF	Analyzed	By	Prep Date	Prep Batch	Analytical Batch
VV973-LCS	V24452.D	1	04/28/15	EA	n/a	n/a	VV973

The QC reported here applies to the following samples:

Method: SW846 8260B

C39543-4, C39543-11, C39543-15, C39543-17

CAS No.	Compound	Spike ug/l	LCS ug/l	LCS %	Limits
	TPH-GRO (C6-C10)	125	127	102	60-130

CAS No.	Surrogate Recoveries	BSP	Limits
1868-53-7	Dibromofluoromethane	98%	70-130%
2037-26-5	Toluene-D8	99%	70-130%
460-00-4	4-Bromofluorobenzene	97%	70-130%

* = Outside of Control Limits.

5.3.3
 5

Laboratory Control Sample Summary

Job Number: C39543
Account: SGRPCAPH The Source Group
Project: T0600101592-9201 San Leandro Street, Oakland CA

Sample	File ID	DF	Analyzed	By	Prep Date	Prep Batch	Analytical Batch
VU1106-LCS	U26888.D	1	04/29/15	JC	n/a	n/a	VU1106

The QC reported here applies to the following samples:

Method: SW846 8260B

C39543-13, C39543-16

CAS No.	Compound	Spike ug/l	LCS ug/l	LCS %	Limits
	TPH-GRO (C6-C10)	125	155	124	60-130

CAS No.	Surrogate Recoveries	BSP	Limits
1868-53-7	Dibromofluoromethane	96%	70-130%
2037-26-5	Toluene-D8	99%	70-130%
460-00-4	4-Bromofluorobenzene	89%	70-130%

* = Outside of Control Limits.

Laboratory Control Sample Summary

Job Number: C39543
Account: SGRPCAPH The Source Group
Project: T0600101592-9201 San Leandro Street, Oakland CA

Sample	File ID	DF	Analyzed	By	Prep Date	Prep Batch	Analytical Batch
VV975-LCS	V24477.D	1	04/29/15	EA	n/a	n/a	VV975

The QC reported here applies to the following samples:

Method: SW846 8260B

C39543-4

CAS No.	Compound	Spike ug/l	LCS ug/l	LCS %	Limits
---------	----------	---------------	-------------	----------	--------

CAS No.	Surrogate Recoveries	BSP	Limits
1868-53-7	Dibromofluoromethane	97%	70-130%
2037-26-5	Toluene-D8	99%	70-130%
460-00-4	4-Bromofluorobenzene	98%	70-130%

* = Outside of Control Limits.

5.3.5
 5

Laboratory Control Sample Summary

Job Number: C39543
Account: SGRPCAPH The Source Group
Project: T0600101592-9201 San Leandro Street, Oakland CA

Sample	File ID	DF	Analyzed	By	Prep Date	Prep Batch	Analytical Batch
VW1918-LCS	W52627.D	1	04/30/15	JC	n/a	n/a	VW1918

The QC reported here applies to the following samples:

Method: SW846 8260B

C39543-10

CAS No.	Compound	Spike ug/l	LCS ug/l	LCS %	Limits
	TPH-GRO (C6-C10)	125	144	115	60-130

CAS No.	Surrogate Recoveries	BSP	Limits
1868-53-7	Dibromofluoromethane	97%	70-130%
2037-26-5	Toluene-D8	103%	70-130%
460-00-4	4-Bromofluorobenzene	99%	70-130%

* = Outside of Control Limits.

5.3.6
 5

Matrix Spike/Matrix Spike Duplicate Summary

Job Number: C39543
Account: SGRPCAPH The Source Group
Project: T0600101592-9201 San Leandro Street, Oakland CA

Sample	File ID	DF	Analyzed	By	Prep Date	Prep Batch	Analytical Batch
C39544-3MS	V24441.D	500	04/27/15	EA	n/a	n/a	VV972
C39544-3MSD	V24442.D	500	04/27/15	EA	n/a	n/a	VV972
C39544-3	V24435.D	500	04/27/15	EA	n/a	n/a	VV972

The QC reported here applies to the following samples:

Method: SW846 8260B

C39543-6, C39543-7, C39543-8

CAS No.	Compound	C39544-3		MS ug/l	MS %	Spike ug/l	MSD ug/l	MSD %	RPD	Limits Rec/RPD	
		ug/l	Q								
67-64-1	Acetone	ND		40000	39700	99	40000	39800	100	0	38-159/24
71-43-2	Benzene	ND		10000	9760	98	10000	10100	101	3	77-122/16
108-86-1	Bromobenzene	ND		10000	10400	104	10000	10900	109	5	76-126/17
74-97-5	Bromochloromethane	ND		10000	10600	106	10000	10800	108	2	77-130/17
75-27-4	Bromodichloromethane	ND		10000	9430	94	10000	9850	99	4	75-127/16
75-25-2	Bromoform	ND		10000	10300	103	10000	10500	105	2	69-141/17
104-51-8	n-Butylbenzene	ND		10000	9290	93	10000	9640	96	4	72-129/18
135-98-8	sec-Butylbenzene	ND		10000	9660	97	10000	9570	96	1	74-128/18
98-06-6	tert-Butylbenzene	ND		10000	9720	97	10000	9940	99	2	73-127/18
108-90-7	Chlorobenzene	ND		10000	9890	99	10000	10200	102	3	77-122/16
75-00-3	Chloroethane	ND		10000	9290	93	10000	8990	90	3	69-133/18
67-66-3	Chloroform	ND		10000	9990	100	10000	10100	101	1	74-126/17
95-49-8	o-Chlorotoluene	ND		10000	10000	100	10000	10300	103	3	72-127/20
106-43-4	p-Chlorotoluene	ND		10000	10800	108	10000	11000	110	2	68-127/18
56-23-5	Carbon tetrachloride	ND		10000	9960	100	10000	10000	100	0	71-133/19
75-34-3	1,1-Dichloroethane	ND		10000	9850	99	10000	9770	98	1	71-125/17
75-35-4	1,1-Dichloroethylene	ND		10000	10500	105	10000	10200	102	3	66-125/20
563-58-6	1,1-Dichloropropene	ND		10000	9260	93	10000	9440	94	2	75-124/18
96-12-8	1,2-Dibromo-3-chloropropane	ND		10000	10200	102	10000	10500	105	3	65-131/20
106-93-4	1,2-Dibromoethane	ND		10000	10200	102	10000	10400	104	2	75-135/17
107-06-2	1,2-Dichloroethane	ND		10000	9430	94	10000	9720	97	3	71-131/17
78-87-5	1,2-Dichloropropane	ND		10000	9710	97	10000	10000	100	3	78-124/16
142-28-9	1,3-Dichloropropane	ND		10000	10400	104	10000	10500	105	1	78-123/16
108-20-3	Di-Isopropyl ether	ND		10000	9880	99	10000	9820	98	1	68-129/17
594-20-7	2,2-Dichloropropane	ND		10000	8700	87	10000	8500	85	2	70-131/19
124-48-1	Dibromochloromethane	ND		10000	9810	98	10000	10200	102	4	76-132/16
75-71-8	Dichlorodifluoromethane	ND		10000	10300	103	10000	9100	91	12	32-168/28
156-59-2	cis-1,2-Dichloroethylene	700		10000	10800	101	10000	10900	102	1	73-126/17
10061-01-5	cis-1,3-Dichloropropene	ND		10000	9450	95	10000	9710	97	3	72-130/16
541-73-1	m-Dichlorobenzene	ND		10000	9920	99	10000	10100	101	2	75-124/16
95-50-1	o-Dichlorobenzene	ND		10000	9990	100	10000	10300	103	3	76-124/16
106-46-7	p-Dichlorobenzene	ND		10000	9990	100	10000	10200	102	2	75-124/16
156-60-5	trans-1,2-Dichloroethylene	116		10000	10200	101	10000	10000	99	2	71-126/18
10061-02-6	trans-1,3-Dichloropropene	ND		10000	9260	93	10000	9420	94	2	71-126/16
100-41-4	Ethylbenzene	ND		10000	9980	100	10000	10200	102	2	76-126/17
637-92-3	Ethyl Tert Butyl Ether	ND		10000	9870	99	10000	9830	98	0	75-134/17

* = Outside of Control Limits.

5.4.1
5

Matrix Spike/Matrix Spike Duplicate Summary

Job Number: C39543
Account: SGRPCAPH The Source Group
Project: T0600101592-9201 San Leandro Street, Oakland CA

Sample	File ID	DF	Analyzed	By	Prep Date	Prep Batch	Analytical Batch
C39544-3MS	V24441.D	500	04/27/15	EA	n/a	n/a	VV972
C39544-3MSD	V24442.D	500	04/27/15	EA	n/a	n/a	VV972
C39544-3	V24435.D	500	04/27/15	EA	n/a	n/a	VV972

The QC reported here applies to the following samples:

Method: SW846 8260B

C39543-6, C39543-7, C39543-8

CAS No.	Compound	C39544-3 ug/l	Spike Q ug/l	MS ug/l	MS %	Spike ug/l	MSD ug/l	MSD %	RPD	Limits Rec/RPD
591-78-6	2-Hexanone	ND	40000	38500	96	40000	38600	97	0	67-150/22
87-68-3	Hexachlorobutadiene	ND	10000	9110	91	10000	9690	97	6	69-135/20
98-82-8	Isopropylbenzene	ND	10000	9660	97	10000	9770	98	1	61-125/17
99-87-6	p-Isopropyltoluene	ND	10000	9530	95	10000	9630	96	1	68-127/18
108-10-1	4-Methyl-2-pentanone	ND	40000	37700	94	40000	37500	94	1	71-142/21
74-83-9	Methyl bromide	ND	10000	9460	95	10000	9300	93	2	68-132/18
74-87-3	Methyl chloride	ND	10000	9850	99	10000	9680	97	2	39-150/28
74-95-3	Methylene bromide	ND	10000	10400	104	10000	10600	106	2	77-127/16
75-09-2	Methylene chloride	ND	10000	10000	100	10000	10100	101	1	67-128/18
78-93-3	Methyl ethyl ketone	ND	40000	38200	96	40000	37800	95	1	56-155/23
1634-04-4	Methyl Tert Butyl Ether	ND	10000	9570	96	10000	9390	94	2	73-132/17
91-20-3	Naphthalene	ND	10000	9500	95	10000	9650	97	2	70-136/20
103-65-1	n-Propylbenzene	ND	10000	9760	98	10000	9970	100	2	71-127/17
100-42-5	Styrene	ND	10000	10100	101	10000	10300	103	2	72-134/16
994-05-8	Tert-Amyl Methyl Ether	ND	10000	9990	100	10000	10000	100	0	73-133/17
75-65-0	Tert-Butyl Alcohol	ND	50000	50000	100	50000	51000	102	2	60-149/26
630-20-6	1,1,1,2-Tetrachloroethane	ND	10000	10200	102	10000	10500	105	3	77-130/16
71-55-6	1,1,1-Trichloroethane	ND	10000	10200	102	10000	10100	101	1	74-128/19
79-34-5	1,1,2,2-Tetrachloroethane	ND	10000	10600	106	10000	10900	109	3	77-129/17
79-00-5	1,1,2-Trichloroethane	ND	10000	10000	100	10000	10200	102	2	77-125/16
87-61-6	1,2,3-Trichlorobenzene	ND	10000	9670	97	10000	10100	101	4	70-133/18
96-18-4	1,2,3-Trichloropropane	ND	10000	10200	102	10000	10400	104	2	69-126/18
120-82-1	1,2,4-Trichlorobenzene	ND	10000	9650	97	10000	9970	100	3	68-129/17
95-63-6	1,2,4-Trimethylbenzene	ND	10000	9760	98	10000	9800	98	0	74-129/17
108-67-8	1,3,5-Trimethylbenzene	ND	10000	10400	104	10000	10600	106	2	77-129/17
127-18-4	Tetrachloroethylene	3040	10000	12400	94	10000	12500	95	1	69-127/20
108-88-3	Toluene	ND	10000	9910	99	10000	10200	102	3	75-122/17
79-01-6	Trichloroethylene	35900	10000	45700	98	10000	48500	126* a	6	78-123/17
75-69-4	Trichlorofluoromethane	ND	10000	9860	99	10000	9490	95	4	65-136/23
75-01-4	Vinyl chloride	ND	10000	10700	107	10000	10100	101	6	57-146/22
1330-20-7	Xylene (total)	ND	30000	29600	99	30000	29900	100	1	77-125/17

CAS No.	Surrogate Recoveries	MS	MSD	C39544-3	Limits
1868-53-7	Dibromofluoromethane	102%	99%	100%	70-130%

* = Outside of Control Limits.

5.4.1
 5

Matrix Spike/Matrix Spike Duplicate Summary

Job Number: C39543
Account: SGRPCAPH The Source Group
Project: T0600101592-9201 San Leandro Street, Oakland CA

Sample	File ID	DF	Analyzed	By	Prep Date	Prep Batch	Analytical Batch
C39544-3MS	V24441.D	500	04/27/15	EA	n/a	n/a	VV972
C39544-3MSD	V24442.D	500	04/27/15	EA	n/a	n/a	VV972
C39544-3	V24435.D	500	04/27/15	EA	n/a	n/a	VV972

The QC reported here applies to the following samples:

Method: SW846 8260B

C39543-6, C39543-7, C39543-8

CAS No.	Surrogate Recoveries	MS	MSD	C39544-3	Limits
2037-26-5	Toluene-D8	99%	99%	99%	70-130%
460-00-4	4-Bromofluorobenzene	97%	97%	97%	70-130%

(a) Outside control limits due to high level in sample relative to spike amount.

* = Outside of Control Limits.

Matrix Spike/Matrix Spike Duplicate Summary

Job Number: C39543
Account: SGRPCAPH The Source Group
Project: T0600101592-9201 San Leandro Street, Oakland CA

Sample	File ID	DF	Analyzed	By	Prep Date	Prep Batch	Analytical Batch
C39544-2MS	V24468.D	5	04/28/15	EA	n/a	n/a	VV973
C39544-2MSD	V24469.D	5	04/28/15	EA	n/a	n/a	VV973
C39544-2	V24463.D	5	04/28/15	EA	n/a	n/a	VV973

The QC reported here applies to the following samples:

Method: SW846 8260B

C39543-4, C39543-11, C39543-15, C39543-17

CAS No.	Compound	C39544-2		MS ug/l	MS %	Spike ug/l	MSD ug/l	MSD %	RPD	Limits Rec/RPD
		ug/l	Q							
67-64-1	Acetone	ND		400	98	400	402	101	3	38-159/24
71-43-2	Benzene	1.4		100	97	100	99.4	98	1	77-122/16
108-86-1	Bromobenzene	ND		100	102	100	107	107	5	76-126/17
74-97-5	Bromochloromethane	ND		100	105	100	107	107	2	77-130/17
75-27-4	Bromodichloromethane	ND		100	96.9	100	97.4	97	1	75-127/16
75-25-2	Bromoform	ND		100	102	100	103	103	1	69-141/17
104-51-8	n-Butylbenzene	ND		100	93.9	100	96.7	97	3	72-129/18
135-98-8	sec-Butylbenzene	ND		100	95.9	100	98.2	98	2	74-128/18
98-06-6	tert-Butylbenzene	ND		100	97.1	100	99.4	99	2	73-127/18
108-90-7	Chlorobenzene	ND		100	98.8	100	101	101	2	77-122/16
75-00-3	Chloroethane	ND		100	88.4	100	87.6	88	1	69-133/18
67-66-3	Chloroform	ND		100	98.0	100	101	101	3	74-126/17
95-49-8	o-Chlorotoluene	ND		100	99.7	100	103	103	3	72-127/20
106-43-4	p-Chlorotoluene	ND		100	104	100	110	110	6	68-127/18
56-23-5	Carbon tetrachloride	ND		100	99.8	100	99.3	99	1	71-133/19
75-34-3	1,1-Dichloroethane	ND		100	94.9	100	97.6	98	3	71-125/17
75-35-4	1,1-Dichloroethylene	1.5		100	102	100	102	101	0	66-125/20
563-58-6	1,1-Dichloropropene	ND		100	92.6	100	93.2	93	1	75-124/18
96-12-8	1,2-Dibromo-3-chloropropane	ND		100	104	100	107	107	3	65-131/20
106-93-4	1,2-Dibromoethane	ND		100	101	100	104	104	3	75-135/17
107-06-2	1,2-Dichloroethane	ND		100	95.2	100	96.8	97	2	71-131/17
78-87-5	1,2-Dichloropropane	ND		100	99.5	100	99.7	100	0	78-124/16
142-28-9	1,3-Dichloropropane	ND		100	102	100	103	103	1	78-123/16
108-20-3	Di-Isopropyl ether	ND		100	95.1	100	99.7	100	5	68-129/17
594-20-7	2,2-Dichloropropane	ND		100	86.0	100	86.3	86	0	70-131/19
124-48-1	Dibromochloromethane	ND		100	97.4	100	98.9	99	2	76-132/16
75-71-8	Dichlorodifluoromethane	ND		100	94.8	100	83.9	84	12	32-168/28
156-59-2	cis-1,2-Dichloroethylene	1.7		100	101	100	104	102	3	73-126/17
10061-01-5	cis-1,3-Dichloropropene	ND		100	95.6	100	98.2	98	3	72-130/16
541-73-1	m-Dichlorobenzene	ND		100	98.3	100	102	102	4	75-124/16
95-50-1	o-Dichlorobenzene	ND		100	99.2	100	103	103	4	76-124/16
106-46-7	p-Dichlorobenzene	ND		100	99.0	100	103	103	4	75-124/16
156-60-5	trans-1,2-Dichloroethylene	ND		100	97.5	100	99.5	100	2	71-126/18
10061-02-6	trans-1,3-Dichloropropene	ND		100	92.4	100	94.4	94	2	71-126/16
100-41-4	Ethylbenzene	ND		100	99.7	100	101	101	1	76-126/17
637-92-3	Ethyl Tert Butyl Ether	ND		100	95.2	100	98.9	99	4	75-134/17

* = Outside of Control Limits.

5.4.2
 5

Matrix Spike/Matrix Spike Duplicate Summary

Job Number: C39543
Account: SGRPCAPH The Source Group
Project: T0600101592-9201 San Leandro Street, Oakland CA

Sample	File ID	DF	Analyzed	By	Prep Date	Prep Batch	Analytical Batch
C39544-2MS	V24468.D	5	04/28/15	EA	n/a	n/a	VV973
C39544-2MSD	V24469.D	5	04/28/15	EA	n/a	n/a	VV973
C39544-2	V24463.D	5	04/28/15	EA	n/a	n/a	VV973

The QC reported here applies to the following samples:

Method: SW846 8260B

C39543-4, C39543-11, C39543-15, C39543-17

CAS No.	Compound	C39544-2 ug/l	Spike Q ug/l	MS ug/l	MS %	Spike ug/l	MSD ug/l	MSD %	RPD	Limits Rec/RPD
591-78-6	2-Hexanone	ND	400	389	97	400	391	98	1	67-150/22
87-68-3	Hexachlorobutadiene	ND	100	92.3	92	100	97.5	98	5	69-135/20
98-82-8	Isopropylbenzene	ND	100	95.4	95	100	97.5	98	2	61-125/17
99-87-6	p-Isopropyltoluene	ND	100	95.2	95	100	98.8	99	4	68-127/18
108-10-1	4-Methyl-2-pentanone	ND	400	390	98	400	388	97	1	71-142/21
74-83-9	Methyl bromide	ND	100	90.0	90	100	91.4	91	2	68-132/18
74-87-3	Methyl chloride	ND	100	93.2	93	100	91.9	92	1	39-150/28
74-95-3	Methylene bromide	ND	100	105	105	100	106	106	1	77-127/16
75-09-2	Methylene chloride	ND	100	97.5	98	100	102	102	5	67-128/18
78-93-3	Methyl ethyl ketone	ND	400	379	95	400	388	97	2	56-155/23
1634-04-4	Methyl Tert Butyl Ether	ND	100	92.4	92	100	96.7	97	5	73-132/17
91-20-3	Naphthalene	ND	100	95.4	95	100	99.4	99	4	70-136/20
103-65-1	n-Propylbenzene	ND	100	94.0	94	100	99.0	99	5	71-127/17
100-42-5	Styrene	ND	100	99.9	100	100	101	101	1	72-134/16
994-05-8	Tert-Amyl Methyl Ether	ND	100	98.1	98	100	102	102	4	73-133/17
75-65-0	Tert-Butyl Alcohol	ND	500	517	103	500	534	107	3	60-149/26
630-20-6	1,1,1,2-Tetrachloroethane	ND	100	103	103	100	105	105	2	77-130/16
71-55-6	1,1,1-Trichloroethane	ND	100	98.9	99	100	100	100	1	74-128/19
79-34-5	1,1,2,2-Tetrachloroethane	ND	100	107	107	100	111	111	4	77-129/17
79-00-5	1,1,2-Trichloroethane	ND	100	99.2	99	100	103	103	4	77-125/16
87-61-6	1,2,3-Trichlorobenzene	ND	100	96.1	96	100	103	103	7	70-133/18
96-18-4	1,2,3-Trichloropropane	ND	100	99.4	99	100	100	100	1	69-126/18
120-82-1	1,2,4-Trichlorobenzene	ND	100	95.7	96	100	102	102	6	68-129/17
95-63-6	1,2,4-Trimethylbenzene	ND	100	96.9	97	100	101	101	4	74-129/17
108-67-8	1,3,5-Trimethylbenzene	ND	100	101	101	100	105	105	4	77-129/17
127-18-4	Tetrachloroethylene	9.6	100	99.9	90	100	101	91	1	69-127/20
108-88-3	Toluene	1.4	100	98.5	97	100	102	101	3	75-122/17
79-01-6	Trichloroethylene	148	100	248	100	100	247	99	0	78-123/17
75-69-4	Trichlorofluoromethane	ND	100	93.6	94	100	91.7	92	2	65-136/23
75-01-4	Vinyl chloride	ND	100	102	102	100	98.4	98	4	57-146/22
1330-20-7	Xylene (total)	ND	300	295	98	300	300	100	2	77-125/17

CAS No.	Surrogate Recoveries	MS	MSD	C39544-2	Limits
1868-53-7	Dibromofluoromethane	98%	99%	100%	70-130%

* = Outside of Control Limits.

Matrix Spike/Matrix Spike Duplicate Summary

Job Number: C39543
Account: SGRPCAPH The Source Group
Project: T0600101592-9201 San Leandro Street, Oakland CA

Sample	File ID	DF	Analyzed	By	Prep Date	Prep Batch	Analytical Batch
C39544-2MS	V24468.D	5	04/28/15	EA	n/a	n/a	VV973
C39544-2MSD	V24469.D	5	04/28/15	EA	n/a	n/a	VV973
C39544-2	V24463.D	5	04/28/15	EA	n/a	n/a	VV973

The QC reported here applies to the following samples:

Method: SW846 8260B

C39543-4, C39543-11, C39543-15, C39543-17

CAS No.	Surrogate Recoveries	MS	MSD	C39544-2	Limits
2037-26-5	Toluene-D8	100%	100%	98%	70-130%
460-00-4	4-Bromofluorobenzene	96%	97%	98%	70-130%

* = Outside of Control Limits.

5.4.2
5

Matrix Spike/Matrix Spike Duplicate Summary

Job Number: C39543
Account: SGRPCAPH The Source Group
Project: T0600101592-9201 San Leandro Street, Oakland CA

Sample	File ID	DF	Analyzed	By	Prep Date	Prep Batch	Analytical Batch
C39543-14MS	U26880.D	50	04/28/15	JC	n/a	n/a	VU1104
C39543-14MSD	U26881.D	50	04/28/15	JC	n/a	n/a	VU1104
C39543-14	U26869.D	50	04/28/15	JC	n/a	n/a	VU1104

The QC reported here applies to the following samples:

Method: SW846 8260B

C39543-9, C39543-12, C39543-14

CAS No.	Compound	C39543-14 ug/l	Spike Q ug/l	MS ug/l	MS %	Spike ug/l	MSD ug/l	MSD %	RPD	Limits Rec/RPD
67-64-1	Acetone	ND		4000	102	4000	4030	101	1	38-159/24
71-43-2	Benzene	2150		1000	94	1000	3340	119	8	77-122/16
108-86-1	Bromobenzene	ND		1000	110	1000	1030	103	7	76-126/17
74-97-5	Bromochloromethane	ND		1000	111	1000	1110	111	0	77-130/17
75-27-4	Bromodichloromethane	ND		1000	93	1000	994	99	6	75-127/16
75-25-2	Bromoform	ND		1000	72	1000	751	75	4	69-141/17
104-51-8	n-Butylbenzene	ND		1000	115	1000	1180	118	3	72-129/18
135-98-8	sec-Butylbenzene	16.8	J	1000	104	1000	997	98	6	74-128/18
98-06-6	tert-Butylbenzene	ND		1000	96	1000	948	95	1	73-127/18
108-90-7	Chlorobenzene	ND		1000	105	1000	1020	102	3	77-122/16
75-00-3	Chloroethane	ND		1000	96	1000	962	96	0	69-133/18
67-66-3	Chloroform	ND		1000	110	1000	1080	108	2	74-126/17
95-49-8	o-Chlorotoluene	ND		1000	99	1000	938	94	6	72-127/20
106-43-4	p-Chlorotoluene	ND		1000	101	1000	948	95	6	68-127/18
56-23-5	Carbon tetrachloride	ND		1000	103	1000	1090	109	6	71-133/19
75-34-3	1,1-Dichloroethane	ND		1000	104	1000	1040	104	0	71-125/17
75-35-4	1,1-Dichloroethylene	ND		1000	111	1000	1100	110	1	66-125/20
563-58-6	1,1-Dichloropropene	ND		1000	98	1000	1040	104	6	75-124/18
96-12-8	1,2-Dibromo-3-chloropropane	ND		1000	96	1000	922	92	4	65-131/20
106-93-4	1,2-Dibromoethane	ND		1000	107	1000	1050	105	2	75-135/17
107-06-2	1,2-Dichloroethane	ND		1000	99	1000	1060	106	6	71-131/17
78-87-5	1,2-Dichloropropane	ND		1000	101	1000	1040	104	3	78-124/16
142-28-9	1,3-Dichloropropane	ND		1000	105	1000	1030	103	2	78-123/16
108-20-3	Di-Isopropyl ether	ND		1000	104	1000	1040	104	0	68-129/17
594-20-7	2,2-Dichloropropane	ND		1000	98	1000	987	99	0	70-131/19
124-48-1	Dibromochloromethane	ND		1000	93	1000	951	95	2	76-132/16
75-71-8	Dichlorodifluoromethane	ND		1000	123	1000	1170	117	5	32-168/28
156-59-2	cis-1,2-Dichloroethylene	ND		1000	108	1000	1080	108	0	73-126/17
10061-01-5	cis-1,3-Dichloropropene	ND		1000	96	1000	1020	102	6	72-130/16
541-73-1	m-Dichlorobenzene	ND		1000	97	1000	980	98	1	75-124/16
95-50-1	o-Dichlorobenzene	ND		1000	102	1000	932	93	9	76-124/16
106-46-7	p-Dichlorobenzene	ND		1000	99	1000	992	99	0	75-124/16
156-60-5	trans-1,2-Dichloroethylene	ND		1000	106	1000	1090	109	3	71-126/18
10061-02-6	trans-1,3-Dichloropropene	ND		1000	91	1000	913	91	0	71-126/16
100-41-4	Ethylbenzene	194		1000	104	1000	1240	105	1	76-126/17
637-92-3	Ethyl Tert Butyl Ether	ND		1000	105	1000	1040	104	1	75-134/17

* = Outside of Control Limits.

5.4.3
5

Matrix Spike/Matrix Spike Duplicate Summary

Job Number: C39543
Account: SGRPCAPH The Source Group
Project: T0600101592-9201 San Leandro Street, Oakland CA

Sample	File ID	DF	Analyzed	By	Prep Date	Prep Batch	Analytical Batch
C39543-14MS	U26880.D	50	04/28/15	JC	n/a	n/a	VU1104
C39543-14MSD	U26881.D	50	04/28/15	JC	n/a	n/a	VU1104
C39543-14	U26869.D	50	04/28/15	JC	n/a	n/a	VU1104

The QC reported here applies to the following samples:

Method: SW846 8260B

C39543-9, C39543-12, C39543-14

CAS No.	Compound	C39543-14		MS ug/l	MS %	Spike ug/l	MSD ug/l	MSD %	RPD	Limits Rec/RPD
		ug/l	Q							
591-78-6	2-Hexanone	ND		4060	102	4000	3960	99	2	67-150/22
87-68-3	Hexachlorobutadiene	ND		1050	105	1000	993	99	6	69-135/20
98-82-8	Isopropylbenzene	35.3	J	1110	107	1000	1090	105	2	61-125/17
99-87-6	p-Isopropyltoluene	16.8	J	1070	105	1000	1010	99	6	68-127/18
108-10-1	4-Methyl-2-pentanone	ND		4130	103	4000	4420	111	7	71-142/21
74-83-9	Methyl bromide	ND		1080	108	1000	1080	108	0	68-132/18
74-87-3	Methyl chloride	ND		1220	122	1000	1130	113	8	39-150/28
74-95-3	Methylene bromide	ND		1060	106	1000	1080	108	2	77-127/16
75-09-2	Methylene chloride	ND		1140	114	1000	1120	112	2	67-128/18
78-93-3	Methyl ethyl ketone	ND		4170	104	4000	4130	103	1	56-155/23
1634-04-4	Methyl Tert Butyl Ether	ND		1010	101	1000	1020	102	1	73-132/17
91-20-3	Naphthalene	466		1510	104	1000	1580	111	5	70-136/20
103-65-1	n-Propylbenzene	48.7	J	1070	102	1000	1020	97	5	71-127/17
100-42-5	Styrene	ND		984	98	1000	971	97	1	72-134/16
994-05-8	Tert-Amyl Methyl Ether	ND		1120	112	1000	1090	109	3	73-133/17
75-65-0	Tert-Butyl Alcohol	ND		5630	113	5000	5670	113	1	60-149/26
630-20-6	1,1,1,2-Tetrachloroethane	ND		1060	106	1000	1040	104	2	77-130/16
71-55-6	1,1,1-Trichloroethane	ND		1110	111	1000	1090	109	2	74-128/19
79-34-5	1,1,2,2-Tetrachloroethane	ND		1030	103	1000	954	95	8	77-129/17
79-00-5	1,1,2-Trichloroethane	ND		1020	102	1000	992	99	3	77-125/16
87-61-6	1,2,3-Trichlorobenzene	ND		963	96	1000	941	94	2	70-133/18
96-18-4	1,2,3-Trichloropropane	22.0	J	977	96	1000	995	97	2	69-126/18
120-82-1	1,2,4-Trichlorobenzene	ND		958	96	1000	911	91	5	68-129/17
95-63-6	1,2,4-Trimethylbenzene	4750		6140	139* a	1000	7350	260* a	18* b	74-129/17
108-67-8	1,3,5-Trimethylbenzene	1110		2370	126	1000	2640	153* b	11	77-129/17
127-18-4	Tetrachloroethylene	ND		1020	102	1000	1030	103	1	69-127/20
108-88-3	Toluene	626		1660	103	1000	1590	96	4	75-122/17
79-01-6	Trichloroethylene	ND		1060	106	1000	1070	107	1	78-123/17
75-69-4	Trichlorofluoromethane	ND		1190	119	1000	1180	118	1	65-136/23
75-01-4	Vinyl chloride	ND		1170	117	1000	1150	115	2	57-146/22
1330-20-7	Xylene (total)	3670		6820	105	3000	7180	117	5	77-125/17

CAS No.	Surrogate Recoveries	MS	MSD	C39543-14	Limits
1868-53-7	Dibromofluoromethane	104%	105%	109%	70-130%

* = Outside of Control Limits.

Matrix Spike/Matrix Spike Duplicate Summary

Job Number: C39543
Account: SGRPCAPH The Source Group
Project: T0600101592-9201 San Leandro Street, Oakland CA

Sample	File ID	DF	Analyzed	By	Prep Date	Prep Batch	Analytical Batch
C39543-14MS	U26880.D	50	04/28/15	JC	n/a	n/a	VU1104
C39543-14MSD	U26881.D	50	04/28/15	JC	n/a	n/a	VU1104
C39543-14	U26869.D	50	04/28/15	JC	n/a	n/a	VU1104

The QC reported here applies to the following samples:

Method: SW846 8260B

C39543-9, C39543-12, C39543-14

CAS No.	Surrogate Recoveries	MS	MSD	C39543-14	Limits
2037-26-5	Toluene-D8	98%	95%	101%	70-130%
460-00-4	4-Bromofluorobenzene	95%	98%	92%	70-130%

- (a) Outside control limits due to high level in sample relative to spike amount.
- (b) Outside laboratory control limits.

* = Outside of Control Limits.

Matrix Spike/Matrix Spike Duplicate Summary

Job Number: C39543
Account: SGRPCAPH The Source Group
Project: T0600101592-9201 San Leandro Street, Oakland CA

Sample	File ID	DF	Analyzed	By	Prep Date	Prep Batch	Analytical Batch
C39543-4MS	V24481.D	20	04/29/15	EA	n/a	n/a	VV975
C39543-4MSD	V24482.D	20	04/29/15	EA	n/a	n/a	VV975
C39543-4	V24480.D	20	04/29/15	EA	n/a	n/a	VV975

The QC reported here applies to the following samples:

Method: SW846 8260B

C39543-4

CAS No.	Compound	C39543-4 ug/l	Spike Q ug/l	MS ug/l	MS %	Spike ug/l	MSD ug/l	MSD %	RPD	Limits Rec/RPD
71-43-2	Benzene	1160	400	1470	78	400	1450	73* a	1	77-122/16

CAS No.	Surrogate Recoveries	MS	MSD	C39543-4	Limits
1868-53-7	Dibromofluoromethane	99%	101%	97%	70-130%
2037-26-5	Toluene-D8	99%	100%	98%	70-130%
460-00-4	4-Bromofluorobenzene	96%	97%	98%	70-130%

(a) Outside control limits due to high level in sample relative to spike amount.

* = Outside of Control Limits.

5.4.4
5

Matrix Spike/Matrix Spike Duplicate Summary

Job Number: C39543

Account: SGRPCAPH The Source Group

Project: T0600101592-9201 San Leandro Street, Oakland CA

Sample	File ID	DF	Analyzed	By	Prep Date	Prep Batch	Analytical Batch
D70045-11MS	U26909.D	25	04/29/15	JC	n/a	n/a	VU1106
D70045-11MSD	U26910.D	25	04/29/15	JC	n/a	n/a	VU1106
D70045-11	U26898.D	25	04/29/15	JC	n/a	n/a	VU1106

The QC reported here applies to the following samples:

Method: SW846 8260B

C39543-13, C39543-16

CAS No.	Compound	D70045-11		MS ug/l	MS %	Spike ug/l	MSD ug/l	MSD %	RPD	Limits Rec/RPD
		ug/l	Q							
67-64-1	Acetone	137	J	2000	92	2000	2080	97	5	38-159/24
71-43-2	Benzene	29.5		500	106	500	556	105	0	77-122/16
108-86-1	Bromobenzene	ND		500	105	500	550	110	5	76-126/17
74-97-5	Bromochloromethane	ND		500	115	500	568	114	2	77-130/17
75-27-4	Bromodichloromethane	ND		500	96	500	500	100	4	75-127/16
75-25-2	Bromoform	ND		500	66* a	500	337	67* a	1	69-141/17
104-51-8	n-Butylbenzene	40.4	J	500	99	500	583	109	9	72-129/18
135-98-8	sec-Butylbenzene	17.5	J	500	100	500	551	107	7	74-128/18
98-06-6	tert-Butylbenzene	ND		500	140* b	500	748	150* b	7	73-127/18
108-90-7	Chlorobenzene	ND		500	106	500	533	107	1	77-122/16
75-00-3	Chloroethane	ND		500	93	500	494	99	6	69-133/18
67-66-3	Chloroform	ND		500	112	500	558	112	0	74-126/17
95-49-8	o-Chlorotoluene	ND		500	98	500	536	107	9	72-127/20
106-43-4	p-Chlorotoluene	ND		500	100	500	544	109	8	68-127/18
56-23-5	Carbon tetrachloride	ND		500	104	500	553	111	6	71-133/19
75-34-3	1,1-Dichloroethane	ND		500	107	500	548	110	2	71-125/17
75-35-4	1,1-Dichloroethylene	ND		500	107	500	566	113	6	66-125/20
563-58-6	1,1-Dichloropropene	ND		500	101	500	519	104	3	75-124/18
96-12-8	1,2-Dibromo-3-chloropropane	ND		500	93	500	515	103	10	65-131/20
106-93-4	1,2-Dibromoethane	ND		500	105	500	545	109	4	75-135/17
107-06-2	1,2-Dichloroethane	ND		500	104	500	526	105	1	71-131/17
78-87-5	1,2-Dichloropropane	ND		500	104	500	535	107	2	78-124/16
142-28-9	1,3-Dichloropropane	ND		500	106	500	559	112	5	78-123/16
108-20-3	Di-Isopropyl ether	ND		500	105	500	542	108	3	68-129/17
594-20-7	2,2-Dichloropropane	ND		500	102	500	520	104	2	70-131/19
124-48-1	Dibromochloromethane	ND		500	86	500	464	93	8	76-132/16
75-71-8	Dichlorodifluoromethane	ND		500	133	500	660	132	1	32-168/28
156-59-2	cis-1,2-Dichloroethylene	ND		500	112	500	559	112	0	73-126/17
10061-01-5	cis-1,3-Dichloropropene	ND		500	100	500	522	104	5	72-130/16
541-73-1	m-Dichlorobenzene	ND		500	103	500	512	102	0	75-124/16
95-50-1	o-Dichlorobenzene	ND		500	104	500	545	109	5	76-124/16
106-46-7	p-Dichlorobenzene	ND		500	104	500	524	105	1	75-124/16
156-60-5	trans-1,2-Dichloroethylene	ND		500	105	500	558	112	6	71-126/18
10061-02-6	trans-1,3-Dichloropropene	ND		500	95	500	512	102	8	71-126/16
100-41-4	Ethylbenzene	1220		500	86	500	1700	96	3	76-126/17
637-92-3	Ethyl Tert Butyl Ether	ND		500	104	500	533	107	2	75-134/17

* = Outside of Control Limits.

5.4.5
5

Matrix Spike/Matrix Spike Duplicate Summary

Job Number: C39543
Account: SGRPCAPH The Source Group
Project: T0600101592-9201 San Leandro Street, Oakland CA

Sample	File ID	DF	Analyzed	By	Prep Date	Prep Batch	Analytical Batch
D70045-11MS	U26909.D	25	04/29/15	JC	n/a	n/a	VU1106
D70045-11MSD	U26910.D	25	04/29/15	JC	n/a	n/a	VU1106
D70045-11	U26898.D	25	04/29/15	JC	n/a	n/a	VU1106

The QC reported here applies to the following samples:

Method: SW846 8260B

C39543-13, C39543-16

CAS No.	Compound	D70045-11		MS ug/l	MS %	Spike ug/l	MSD ug/l	MSD %	RPD	Limits Rec/RPD
		ug/l	Q							
591-78-6	2-Hexanone	ND		2110	106	2000	2190	110	4	67-150/22
87-68-3	Hexachlorobutadiene	ND		499	100	500	589	118	17	69-135/20
98-82-8	Isopropylbenzene	127		658	106	500	651	105	1	61-125/17
99-87-6	p-Isopropyltoluene	11.9	J	521	102	500	541	106	4	68-127/18
108-10-1	4-Methyl-2-pentanone	ND		2140	107	2000	2140	107	0	71-142/21
74-83-9	Methyl bromide	ND		499	100	500	557	111	11	68-132/18
74-87-3	Methyl chloride	ND		609	122	500	628	126	3	39-150/28
74-95-3	Methylene bromide	ND		554	111	500	567	113	2	77-127/16
75-09-2	Methylene chloride	ND		572	114	500	571	114	0	67-128/18
78-93-3	Methyl ethyl ketone	ND		2130	107	2000	2140	107	0	56-155/23
1634-04-4	Methyl Tert Butyl Ether	ND		493	99	500	506	101	3	73-132/17
91-20-3	Naphthalene	75.2	J	529	91	500	604	106	13	70-136/20
103-65-1	n-Propylbenzene	366		795	86	500	851	97	7	71-127/17
100-42-5	Styrene	ND		471	94	500	471	94	0	72-134/16
994-05-8	Tert-Amyl Methyl Ether	ND		538	108	500	546	109	1	73-133/17
75-65-0	Tert-Butyl Alcohol	ND		2590	104	2500	2720	109	5	60-149/26
630-20-6	1,1,1,2-Tetrachloroethane	ND		546	109	500	551	110	1	77-130/16
71-55-6	1,1,1-Trichloroethane	ND		543	109	500	560	112	3	74-128/19
79-34-5	1,1,2,2-Tetrachloroethane	ND		503	101	500	546	109	8	77-129/17
79-00-5	1,1,2-Trichloroethane	ND		522	104	500	545	109	4	77-125/16
87-61-6	1,2,3-Trichlorobenzene	ND		462	92	500	525	105	13	70-133/18
96-18-4	1,2,3-Trichloropropane	ND		509	102	500	529	106	4	69-126/18
120-82-1	1,2,4-Trichlorobenzene	ND		456	91	500	513	103	12	68-129/17
95-63-6	1,2,4-Trimethylbenzene	1350		1650	60* c	500	1790	88	8	74-129/17
108-67-8	1,3,5-Trimethylbenzene	48.8	J	575	105	500	624	115	8	77-129/17
127-18-4	Tetrachloroethylene	ND		481	96	500	533	107	10	69-127/20
108-88-3	Toluene	35.3		553	104	500	587	110	6	75-122/17
79-01-6	Trichloroethylene	ND		538	108	500	545	109	1	78-123/17
75-69-4	Trichlorofluoromethane	ND		580	116	500	605	121	4	65-136/23
75-01-4	Vinyl chloride	ND		591	118	500	616	123	4	57-146/22
1330-20-7	Xylene (total)	840		2420	105	1500	2450	107	1	77-125/17

CAS No.	Surrogate Recoveries	MS	MSD	D70045-11	Limits
1868-53-7	Dibromofluoromethane	105%	106%	106%	70-130%

* = Outside of Control Limits.

5.4.5
5

Matrix Spike/Matrix Spike Duplicate Summary

Job Number: C39543
Account: SGRPCAPH The Source Group
Project: T0600101592-9201 San Leandro Street, Oakland CA

Sample	File ID	DF	Analyzed	By	Prep Date	Prep Batch	Analytical Batch
D70045-11MS	U26909.D	25	04/29/15	JC	n/a	n/a	VU1106
D70045-11MSD	U26910.D	25	04/29/15	JC	n/a	n/a	VU1106
D70045-11	U26898.D	25	04/29/15	JC	n/a	n/a	VU1106

The QC reported here applies to the following samples:

Method: SW846 8260B

C39543-13, C39543-16

CAS No.	Surrogate Recoveries	MS	MSD	D70045-11	Limits
2037-26-5	Toluene-D8	97%	103%	101%	70-130%
460-00-4	4-Bromofluorobenzene	94%	97%	90%	70-130%

- (a) Outside laboratory control limits. AZ:M2
- (b) Outside laboratory control limits. AZ:M1
- (c) Outside control limits due to high level in sample relative to spike amount. AZ:M3

* = Outside of Control Limits.

Matrix Spike/Matrix Spike Duplicate Summary

Job Number: C39543
Account: SGRPCAPH The Source Group
Project: T0600101592-9201 San Leandro Street, Oakland CA

Sample	File ID	DF	Analyzed	By	Prep Date	Prep Batch	Analytical Batch
C39548-13MS	W52645.D	100	04/30/15	JC	n/a	n/a	VW1918
C39548-13MSD	W52646.D	100	04/30/15	JC	n/a	n/a	VW1918
C39548-13	W52640.D	100	04/30/15	JC	n/a	n/a	VW1918

The QC reported here applies to the following samples:

Method: SW846 8260B

C39543-10

CAS No.	Compound	C39548-13 ug/l	Spike Q ug/l	MS ug/l	MS %	Spike ug/l	MSD ug/l	MSD %	RPD	Limits Rec/RPD	
67-64-1	Acetone	ND		8000	7690	96	8000	7660	96	0	38-159/24
71-43-2	Benzene	30.7	J	2000	1970	97	2000	1970	97	0	77-122/16
108-86-1	Bromobenzene	ND		2000	1990	100	2000	1990	100	0	76-126/17
74-97-5	Bromochloromethane	ND		2000	1980	99	2000	1990	100	1	77-130/17
75-27-4	Bromodichloromethane	ND		2000	1960	98	2000	1940	97	1	75-127/16
75-25-2	Bromoform	ND		2000	1750	88	2000	1690	85	3	69-141/17
104-51-8	n-Butylbenzene	ND		2000	1990	100	2000	2000	100	1	72-129/18
135-98-8	sec-Butylbenzene	ND		2000	2000	100	2000	2010	101	0	74-128/18
98-06-6	tert-Butylbenzene	ND		2000	2000	100	2000	2010	101	0	73-127/18
108-90-7	Chlorobenzene	ND		2000	1970	99	2000	1960	98	1	77-122/16
75-00-3	Chloroethane	ND		2000	1620	81	2000	1670	84	3	69-133/18
67-66-3	Chloroform	ND		2000	1990	100	2000	2010	101	1	74-126/17
95-49-8	o-Chlorotoluene	ND		2000	2020	101	2000	2020	101	0	72-127/20
106-43-4	p-Chlorotoluene	ND		2000	2060	103	2000	2090	105	1	68-127/18
56-23-5	Carbon tetrachloride	ND		2000	2010	101	2000	1980	99	2	71-133/19
75-34-3	1,1-Dichloroethane	90.2		2000	2020	96	2000	2040	97	1	71-125/17
75-35-4	1,1-Dichloroethylene	ND		2000	1880	94	2000	1880	94	0	66-125/20
563-58-6	1,1-Dichloropropene	ND		2000	1910	96	2000	1890	95	1	75-124/18
96-12-8	1,2-Dibromo-3-chloropropane	ND		2000	1940	97	2000	1860	93	4	65-131/20
106-93-4	1,2-Dibromoethane	ND		2000	2060	103	2000	2030	102	1	75-135/17
107-06-2	1,2-Dichloroethane	ND		2000	2030	102	2000	1990	100	2	71-131/17
78-87-5	1,2-Dichloropropane	ND		2000	1940	97	2000	1950	98	1	78-124/16
142-28-9	1,3-Dichloropropane	ND		2000	2100	105	2000	2070	104	1	78-123/16
108-20-3	Di-Isopropyl ether	ND		2000	1940	97	2000	1960	98	1	68-129/17
594-20-7	2,2-Dichloropropane	ND		2000	1930	97	2000	1920	96	1	70-131/19
124-48-1	Dibromochloromethane	ND		2000	2040	102	2000	2000	100	2	76-132/16
75-71-8	Dichlorodifluoromethane	ND		2000	1950	98	2000	1850	93	5	32-168/28
156-59-2	cis-1,2-Dichloroethylene	2150		2000	4330	109	2000	4230	104	2	73-126/17
10061-01-5	cis-1,3-Dichloropropene	ND		2000	1960	98	2000	1940	97	1	72-130/16
541-73-1	m-Dichlorobenzene	ND		2000	1960	98	2000	1960	98	0	75-124/16
95-50-1	o-Dichlorobenzene	ND		2000	1950	98	2000	1950	98	0	76-124/16
106-46-7	p-Dichlorobenzene	ND		2000	1960	98	2000	1980	99	1	75-124/16
156-60-5	trans-1,2-Dichloroethylene	119		2000	2000	94	2000	2020	95	1	71-126/18
10061-02-6	trans-1,3-Dichloropropene	ND		2000	1960	98	2000	1920	96	2	71-126/16
100-41-4	Ethylbenzene	48.8	J	2000	2130	104	2000	2110	103	1	76-126/17
637-92-3	Ethyl Tert Butyl Ether	ND		2000	1960	98	2000	1970	99	1	75-134/17

* = Outside of Control Limits.

Matrix Spike/Matrix Spike Duplicate Summary

Job Number: C39543
Account: SGRPCAPH The Source Group
Project: T0600101592-9201 San Leandro Street, Oakland CA

Sample	File ID	DF	Analyzed	By	Prep Date	Prep Batch	Analytical Batch
C39548-13MS	W52645.D	100	04/30/15	JC	n/a	n/a	VW1918
C39548-13MSD	W52646.D	100	04/30/15	JC	n/a	n/a	VW1918
C39548-13	W52640.D	100	04/30/15	JC	n/a	n/a	VW1918

The QC reported here applies to the following samples:

Method: SW846 8260B

C39543-10

CAS No.	Compound	C39548-13 ug/l	Spike Q ug/l	MS ug/l	MS %	Spike ug/l	MSD ug/l	MSD %	RPD	Limits Rec/RPD
591-78-6	2-Hexanone	ND	8000	8410	105	8000	8120	102	4	67-150/22
87-68-3	Hexachlorobutadiene	ND	2000	1830	92	2000	1880	94	3	69-135/20
98-82-8	Isopropylbenzene	ND	2000	2060	103	2000	2040	102	1	61-125/17
99-87-6	p-Isopropyltoluene	ND	2000	2000	100	2000	2000	100	0	68-127/18
108-10-1	4-Methyl-2-pentanone	ND	8000	7990	100	8000	7790	97	3	71-142/21
74-83-9	Methyl bromide	ND	2000	1760	88	2000	1790	90	2	68-132/18
74-87-3	Methyl chloride	ND	2000	1930	97	2000	1820	91	6	39-150/28
74-95-3	Methylene bromide	ND	2000	2080	104	2000	2020	101	3	77-127/16
75-09-2	Methylene chloride	ND	2000	1850	93	2000	1890	95	2	67-128/18
78-93-3	Methyl ethyl ketone	ND	8000	7770	97	8000	7720	97	1	56-155/23
1634-04-4	Methyl Tert Butyl Ether	ND	2000	1810	91	2000	1820	91	1	73-132/17
91-20-3	Naphthalene	ND	2000	1840	92	2000	1830	92	1	70-136/20
103-65-1	n-Propylbenzene	ND	2000	1980	99	2000	2010	101	2	71-127/17
100-42-5	Styrene	ND	2000	2150	108	2000	2120	106	1	72-134/16
994-05-8	Tert-Amyl Methyl Ether	ND	2000	1990	100	2000	2000	100	1	73-133/17
75-65-0	Tert-Butyl Alcohol	ND	10000	11300	113	10000	11100	111	2	60-149/26
630-20-6	1,1,1,2-Tetrachloroethane	ND	2000	2050	103	2000	2040	102	0	77-130/16
71-55-6	1,1,1-Trichloroethane	ND	2000	2020	101	2000	2030	102	0	74-128/19
79-34-5	1,1,2,2-Tetrachloroethane	ND	2000	2070	104	2000	2050	103	1	77-129/17
79-00-5	1,1,2-Trichloroethane	ND	2000	2040	102	2000	2010	101	1	77-125/16
87-61-6	1,2,3-Trichlorobenzene	ND	2000	1890	95	2000	1930	97	2	70-133/18
96-18-4	1,2,3-Trichloropropane	ND	2000	1700	85	2000	1650	83	3	69-126/18
120-82-1	1,2,4-Trichlorobenzene	ND	2000	1880	94	2000	1910	96	2	68-129/17
95-63-6	1,2,4-Trimethylbenzene	ND	2000	2010	101	2000	2030	102	1	74-129/17
108-67-8	1,3,5-Trimethylbenzene	ND	2000	2090	105	2000	2110	106	1	77-129/17
127-18-4	Tetrachloroethylene	ND	2000	1920	96	2000	1900	95	1	69-127/20
108-88-3	Toluene	ND	2000	2020	101	2000	2020	101	0	75-122/17
79-01-6	Trichloroethylene	2840	2000	5030	110	2000	5010	109	0	78-123/17
75-69-4	Trichlorofluoromethane	ND	2000	1850	93	2000	1880	94	2	65-136/23
75-01-4	Vinyl chloride	ND	2000	1840	92	2000	1850	93	1	57-146/22
1330-20-7	Xylene (total)	ND	6000	6170	103	6000	6140	102	0	77-125/17

CAS No.	Surrogate Recoveries	MS	MSD	C39548-13	Limits
1868-53-7	Dibromofluoromethane	103%	103%	102%	70-130%

* = Outside of Control Limits.

Matrix Spike/Matrix Spike Duplicate Summary

Job Number: C39543
Account: SGRPCAPH The Source Group
Project: T0600101592-9201 San Leandro Street, Oakland CA

Sample	File ID	DF	Analyzed	By	Prep Date	Prep Batch	Analytical Batch
C39548-13MS	W52645.D	100	04/30/15	JC	n/a	n/a	VW1918
C39548-13MSD	W52646.D	100	04/30/15	JC	n/a	n/a	VW1918
C39548-13	W52640.D	100	04/30/15	JC	n/a	n/a	VW1918

The QC reported here applies to the following samples:

Method: SW846 8260B

C39543-10

CAS No.	Surrogate Recoveries	MS	MSD	C39548-13	Limits
2037-26-5	Toluene-D8	102%	102%	102%	70-130%
460-00-4	4-Bromofluorobenzene	102%	101%	97%	70-130%

* = Outside of Control Limits.

5.4.6
5

GC Semi-volatiles

QC Data Summaries

Includes the following where applicable:

- Method Blank Summaries
- Blank Spike Summaries
- Matrix Spike and Duplicate Summaries

Method Blank Summary

Job Number: C39543
Account: SGRPCAPH The Source Group
Project: T0600101592-9201 San Leandro Street, Oakland CA

Sample	File ID	DF	Analyzed	By	Prep Date	Prep Batch	Analytical Batch
OP12103-MB	HH322571.D	1	04/29/15	AG	04/25/15	OP12103	GHH1515

The QC reported here applies to the following samples:

Method: SW846 8015B M

C39543-1, C39543-2, C39543-3, C39543-4, C39543-5, C39543-6, C39543-7, C39543-8, C39543-9, C39543-10, C39543-11, C39543-12, C39543-13, C39543-14, C39543-15, C39543-16

CAS No.	Compound	Result	RL	MDL	Units	Q
	TPH (Diesel)	ND	0.10	0.050	mg/l	
	TPH (Motor Oil)	ND	0.20	0.10	mg/l	

CAS No.	Surrogate Recoveries	Limits
630-01-3	Hexacosane	103% 32-124%

Blank Spike/Blank Spike Duplicate Summary

Job Number: C39543
Account: SGRPCAPH The Source Group
Project: T0600101592-9201 San Leandro Street, Oakland CA

Sample	File ID	DF	Analyzed	By	Prep Date	Prep Batch	Analytical Batch
OP12103-BS	HH322568.D	1	04/29/15	AG	04/25/15	OP12103	GHH1515
OP12103-BSD	HH322569.D	1	04/29/15	AG	04/25/15	OP12103	GHH1515

The QC reported here applies to the following samples:

Method: SW846 8015B M

C39543-1, C39543-2, C39543-3, C39543-4, C39543-5, C39543-6, C39543-7, C39543-8, C39543-9, C39543-10, C39543-11, C39543-12, C39543-13, C39543-14, C39543-15, C39543-16

CAS No.	Compound	Spike mg/l	BSP mg/l	BSP %	BSD mg/l	BSD %	RPD	Limits Rec/RPD
	TPH (Diesel)	1	0.762	76	0.725	73	5	38-115/22
	TPH (Motor Oil)	1	0.896	90	0.881	88	2	45-114/20

CAS No.	Surrogate Recoveries	BSP	BSD	Limits
630-01-3	Hexacosane	105%	102%	32-124%

* = Outside of Control Limits.

Matrix Spike/Matrix Spike Duplicate Summary

Job Number: C39543
Account: SGRPCAPH The Source Group
Project: T0600101592-9201 San Leandro Street, Oakland CA

Sample	File ID	DF	Analyzed	By	Prep Date	Prep Batch	Analytical Batch
OP12103-MS	HH322566.D	1	04/29/15	AG	04/25/15	OP12103	GHH1515
OP12103-MSD	HH322567.D	1	04/29/15	AG	04/25/15	OP12103	GHH1515
C39543-15	HH322564.D	1	04/29/15	AG	04/25/15	OP12103	GHH1515

The QC reported here applies to the following samples:

Method: SW846 8015B M

C39543-1, C39543-2, C39543-3, C39543-4, C39543-5, C39543-6, C39543-7, C39543-8, C39543-9, C39543-10, C39543-11, C39543-12, C39543-13, C39543-14, C39543-15, C39543-16

CAS No.	Compound	C39543-15 mg/l	Spike Q mg/l	MS mg/l	MS %	Spike mg/l	MSD mg/l	MSD %	RPD	Limits Rec/RPD
	TPH (Diesel)	0.321	1.89	1.50	62	1.89	1.53	64	2	38-115/22
	TPH (Motor Oil)	1.42	1.89	2.06	34* a	1.89	2.12	37* a	3	45-114/20

CAS No.	Surrogate Recoveries	MS	MSD	C39543-15	Limits
630-01-3	Hexacosane	102%	101%	103%	32-124%

(a) Outside laboratory control limits.

* = Outside of Control Limits.

Technical Report for

The Source Group

T0600101592-9201 San Leandro Street, Oakland CA

PACO PUMPS

Accutest Job Number: C39637

Sampling Date: 05/01/15

Report to:

The Source Group
3478 Buskirk Ave Suite 100
Pleasant Hill, CA 94523
pjorgensen@thesourcegroup.net

ATTN: Paisha Jorgensen

Total number of pages in report: **27**



Test results contained within this data package meet the requirements of the National Environmental Laboratory Accreditation Program and/or state specific certification programs as applicable.



James J. Rhudy
Lab Director

Client Service contact: Tony Vega 408-588-0200

Certifications: CA (ELAP 2910) AK (UST-092) AZ (AZ0762) NV (CA00150) OR (CA300006) WA (C925)
DoD ELAP (L-A-B L2242)

This report shall not be reproduced, except in its entirety, without the written approval of Accutest Laboratories.
Test results relate only to samples analyzed.

Table of Contents

-1-

Section 1: Sample Summary	3
Section 2: Summary of Hits	4
Section 3: Sample Results	5
3.1: C39637-1: E-2	6
3.2: C39637-2: MW-4	7
Section 4: Misc. Forms	11
4.1: Chain of Custody	12
Section 5: GC/MS Volatiles - QC Data Summaries	14
5.1: Method Blank Summary	15
5.2: Blank Spike/Blank Spike Duplicate Summary	18
5.3: Laboratory Control Sample Summary	21
5.4: Matrix Spike/Matrix Spike Duplicate Summary	22
Section 6: GC Semi-volatiles - QC Data Summaries	25
6.1: Method Blank Summary	26
6.2: Blank Spike/Blank Spike Duplicate Summary	27

1

2

3

4

5

6



Sample Summary

The Source Group

Job No: C39637

T0600101592-9201 San Leandro Street, Oakland CA
Project No: PACO PUMPS

Sample Number	Collected		Received	Matrix		Client Sample ID
	Date	Time By		Code	Type	
C39637-1	05/01/15	08:24 HN	05/01/15	AQ	Ground Water	E-2
C39637-2	05/01/15	09:20 HN	05/01/15	AQ	Ground Water	MW-4

Summary of Hits

Job Number: C39637
Account: The Source Group
Project: T0600101592-9201 San Leandro Street, Oakland CA
Collected: 05/01/15

Lab Sample ID	Client Sample ID	Result/ Qual	RL	MDL	Units	Method
C39637-1	E-2					
TPH (Motor Oil)		2.16	0.60	0.30	mg/l	SW846 8015B M
C39637-2	MW-4					
Acetone		4.6 J	20	4.0	ug/l	SW846 8260B
Benzene		5.7	1.0	0.20	ug/l	SW846 8260B
n-Butylbenzene		0.22 J	2.0	0.20	ug/l	SW846 8260B
Ethylbenzene		1.9	1.0	0.20	ug/l	SW846 8260B
Isopropylbenzene		0.36 J	1.0	0.20	ug/l	SW846 8260B
Naphthalene		0.52 J	5.0	0.50	ug/l	SW846 8260B
n-Propylbenzene		1.1 J	2.0	0.20	ug/l	SW846 8260B
1,2,4-Trimethylbenzene		0.85 J	2.0	0.20	ug/l	SW846 8260B
1,3,5-Trimethylbenzene		0.29 J	2.0	0.20	ug/l	SW846 8260B
Toluene		0.45 J	1.0	0.20	ug/l	SW846 8260B
Xylene (total)		3.1	2.0	0.46	ug/l	SW846 8260B
TPH (Diesel) ^a		0.0918 J	0.094	0.047	mg/l	SW846 8015B M
TPH (Motor Oil)		0.0993 J	0.19	0.094	mg/l	SW846 8015B M

(a) Atypical Diesel pattern (C12-C28); value due on discrete peaks contributing to quantitation.

Sample Results

Report of Analysis

Report of Analysis

3.1
3

Client Sample ID: E-2	Date Sampled: 05/01/15
Lab Sample ID: C39637-1	Date Received: 05/01/15
Matrix: AQ - Ground Water	Percent Solids: n/a
Method: SW846 8015B M SW846 3510C	
Project: T0600101592-9201 San Leandro Street, Oakland CA	

Run #1	File ID	DF	Analyzed	By	Prep Date	Prep Batch	Analytical Batch
Run #1	HH322769.D	3	05/05/15	AG	05/04/15	OP12158	GHH1521
Run #2							

Run #1	Initial Volume	Final Volume
Run #1	1000 ml	1.0 ml
Run #2		

TPH Extractable w/ Silica Gel Cleanup

CAS No.	Compound	Result	RL	MDL	Units	Q
	TPH (Diesel)	ND	0.30	0.15	mg/l	
	TPH (Motor Oil)	2.16	0.60	0.30	mg/l	

CAS No.	Surrogate Recoveries	Run# 1	Run# 2	Limits
630-01-3	Hexacosane	85%		32-124%

ND = Not detected MDL = Method Detection Limit J = Indicates an estimated value
 RL = Reporting Limit B = Indicates analyte found in associated method blank
 E = Indicates value exceeds calibration range N = Indicates presumptive evidence of a compound

Report of Analysis

Client Sample ID: MW-4		Date Sampled: 05/01/15
Lab Sample ID: C39637-2		Date Received: 05/01/15
Matrix: AQ - Ground Water		Percent Solids: n/a
Method: SW846 8260B		
Project: T0600101592-9201 San Leandro Street, Oakland CA		

Run #1	File ID	DF	Analyzed	By	Prep Date	Prep Batch	Analytical Batch
Run #1	Q28729.D	1	05/08/15	EA	n/a	n/a	VQ1244
Run #2							

Run #1	Purge Volume
Run #1	10.0 ml
Run #2	

VOA 8260 List

CAS No.	Compound	Result	RL	MDL	Units	Q
67-64-1	Acetone	4.6	20	4.0	ug/l	J
71-43-2	Benzene	5.7	1.0	0.20	ug/l	
108-86-1	Bromobenzene	ND	1.0	0.20	ug/l	
74-97-5	Bromochloromethane	ND	1.0	0.20	ug/l	
75-27-4	Bromodichloromethane	ND	1.0	0.20	ug/l	
75-25-2	Bromoform	ND	1.0	0.22	ug/l	
104-51-8	n-Butylbenzene	0.22	2.0	0.20	ug/l	J
135-98-8	sec-Butylbenzene	ND	2.0	0.20	ug/l	
98-06-6	tert-Butylbenzene	ND	2.0	0.28	ug/l	
108-90-7	Chlorobenzene	ND	1.0	0.20	ug/l	
75-00-3	Chloroethane	ND	1.0	0.20	ug/l	
67-66-3	Chloroform	ND	1.0	0.20	ug/l	
95-49-8	o-Chlorotoluene	ND	2.0	0.20	ug/l	
106-43-4	p-Chlorotoluene	ND	2.0	0.26	ug/l	
56-23-5	Carbon tetrachloride	ND	1.0	0.20	ug/l	
75-34-3	1,1-Dichloroethane	ND	1.0	0.20	ug/l	
75-35-4	1,1-Dichloroethylene	ND	1.0	0.20	ug/l	
563-58-6	1,1-Dichloropropene	ND	1.0	0.20	ug/l	
96-12-8	1,2-Dibromo-3-chloropropane	ND	2.0	0.40	ug/l	
106-93-4	1,2-Dibromoethane	ND	1.0	0.20	ug/l	
107-06-2	1,2-Dichloroethane	ND	1.0	0.20	ug/l	
78-87-5	1,2-Dichloropropane	ND	1.0	0.20	ug/l	
142-28-9	1,3-Dichloropropane	ND	1.0	0.20	ug/l	
108-20-3	Di-Isopropyl ether	ND	2.0	0.22	ug/l	
594-20-7	2,2-Dichloropropane	ND	1.0	0.20	ug/l	
124-48-1	Dibromochloromethane	ND	1.0	0.20	ug/l	
75-71-8	Dichlorodifluoromethane	ND	1.0	0.20	ug/l	
156-59-2	cis-1,2-Dichloroethylene	ND	1.0	0.20	ug/l	
10061-01-5	cis-1,3-Dichloropropene	ND	1.0	0.20	ug/l	
541-73-1	m-Dichlorobenzene	ND	1.0	0.20	ug/l	
95-50-1	o-Dichlorobenzene	ND	1.0	0.20	ug/l	
106-46-7	p-Dichlorobenzene	ND	1.0	0.20	ug/l	

ND = Not detected MDL = Method Detection Limit

RL = Reporting Limit

E = Indicates value exceeds calibration range

J = Indicates an estimated value

B = Indicates analyte found in associated method blank

N = Indicates presumptive evidence of a compound

Report of Analysis

Client Sample ID: MW-4	Date Sampled: 05/01/15
Lab Sample ID: C39637-2	Date Received: 05/01/15
Matrix: AQ - Ground Water	Percent Solids: n/a
Method: SW846 8260B	
Project: T0600101592-9201 San Leandro Street, Oakland CA	

VOA 8260 List

CAS No.	Compound	Result	RL	MDL	Units	Q
156-60-5	trans-1,2-Dichloroethylene	ND	1.0	0.20	ug/l	
10061-02-6	trans-1,3-Dichloropropene	ND	1.0	0.30	ug/l	
100-41-4	Ethylbenzene	1.9	1.0	0.20	ug/l	
637-92-3	Ethyl Tert Butyl Ether	ND	2.0	0.22	ug/l	
591-78-6	2-Hexanone	ND	10	2.0	ug/l	
87-68-3	Hexachlorobutadiene	ND	2.0	0.20	ug/l	
98-82-8	Isopropylbenzene	0.36	1.0	0.20	ug/l	J
99-87-6	p-Isopropyltoluene	ND	2.0	0.20	ug/l	
108-10-1	4-Methyl-2-pentanone	ND	10	1.0	ug/l	
74-83-9	Methyl bromide	ND	2.0	0.20	ug/l	
74-87-3	Methyl chloride	ND	1.0	0.30	ug/l	
74-95-3	Methylene bromide	ND	1.0	0.20	ug/l	
75-09-2	Methylene chloride	ND	10	2.0	ug/l	
78-93-3	Methyl ethyl ketone	ND	10	2.0	ug/l	
1634-04-4	Methyl Tert Butyl Ether	ND	1.0	0.20	ug/l	
91-20-3	Naphthalene	0.52	5.0	0.50	ug/l	J
103-65-1	n-Propylbenzene	1.1	2.0	0.20	ug/l	J
100-42-5	Styrene	ND	1.0	0.20	ug/l	
994-05-8	Tert-Amyl Methyl Ether	ND	2.0	0.40	ug/l	
75-65-0	Tert-Butyl Alcohol	ND	10	2.4	ug/l	
630-20-6	1,1,1,2-Tetrachloroethane	ND	1.0	0.30	ug/l	
71-55-6	1,1,1-Trichloroethane	ND	1.0	0.20	ug/l	
79-34-5	1,1,2,2-Tetrachloroethane	ND	1.0	0.20	ug/l	
79-00-5	1,1,2-Trichloroethane ^a	ND	1.0	0.22	ug/l	
87-61-6	1,2,3-Trichlorobenzene	ND	2.0	0.20	ug/l	
96-18-4	1,2,3-Trichloropropane	ND	2.0	0.20	ug/l	
120-82-1	1,2,4-Trichlorobenzene	ND	2.0	0.20	ug/l	
95-63-6	1,2,4-Trimethylbenzene	0.85	2.0	0.20	ug/l	J
108-67-8	1,3,5-Trimethylbenzene	0.29	2.0	0.20	ug/l	J
127-18-4	Tetrachloroethylene	ND	1.0	0.30	ug/l	
108-88-3	Toluene	0.45	1.0	0.20	ug/l	J
79-01-6	Trichloroethylene	ND	1.0	0.20	ug/l	
75-69-4	Trichlorofluoromethane	ND	1.0	0.20	ug/l	
75-01-4	Vinyl chloride	ND	1.0	0.20	ug/l	
1330-20-7	Xylene (total)	3.1	2.0	0.46	ug/l	
	TPH-GRO (C6-C10)	ND	50	25	ug/l	

CAS No.	Surrogate Recoveries	Run# 1	Run# 2	Limits
1868-53-7	Dibromofluoromethane	100%		70-130%

ND = Not detected MDL = Method Detection Limit J = Indicates an estimated value
 RL = Reporting Limit B = Indicates analyte found in associated method blank
 E = Indicates value exceeds calibration range N = Indicates presumptive evidence of a compound

Report of Analysis

32
3

Client Sample ID: MW-4 Lab Sample ID: C39637-2 Matrix: AQ - Ground Water Method: SW846 8260B Project: T0600101592-9201 San Leandro Street, Oakland CA	Date Sampled: 05/01/15 Date Received: 05/01/15 Percent Solids: n/a
------------------------------------------------------------------------------------------------------------------------------------------------------------------------------------------------------	-----------------------------------------------------------------------------------------------

VOA 8260 List

CAS No.	Surrogate Recoveries	Run# 1	Run# 2	Limits
2037-26-5	Toluene-D8	102%		70-130%
460-00-4	4-Bromofluorobenzene	88%		70-130%

(a) CCV outside of control limits (biased high); not detected in sample.

ND = Not detected	MDL = Method Detection Limit	J = Indicates an estimated value
RL = Reporting Limit		B = Indicates analyte found in associated method blank
E = Indicates value exceeds calibration range		N = Indicates presumptive evidence of a compound

Report of Analysis

32
3

Client Sample ID: MW-4	
Lab Sample ID: C39637-2	Date Sampled: 05/01/15
Matrix: AQ - Ground Water	Date Received: 05/01/15
Method: SW846 8015B M SW846 3510C	Percent Solids: n/a
Project: T0600101592-9201 San Leandro Street, Oakland CA	

	File ID	DF	Analyzed	By	Prep Date	Prep Batch	Analytical Batch
Run #1	HH322747.D	1	05/04/15	AG	05/04/15	OP12158	GHH1520
Run #2							

	Initial Volume	Final Volume
Run #1	1060 ml	1.0 ml
Run #2		

TPH Extractable w/ Silica Gel Cleanup

CAS No.	Compound	Result	RL	MDL	Units	Q
	TPH (Diesel) ^a	0.0918	0.094	0.047	mg/l	J
	TPH (Motor Oil)	0.0993	0.19	0.094	mg/l	J

CAS No.	Surrogate Recoveries	Run# 1	Run# 2	Limits
630-01-3	Hexacosane	93% ^b		32-124%

- (a) Atypical Diesel pattern (C12-C28); value due on discrete peaks contributing to quantitation.
 (b) Surrogate recoveries corrected for double spike.

ND = Not detected MDL = Method Detection Limit J = Indicates an estimated value
 RL = Reporting Limit B = Indicates analyte found in associated method blank
 E = Indicates value exceeds calibration range N = Indicates presumptive evidence of a compound

Misc. Forms

Custody Documents and Other Forms

Includes the following where applicable:

- Chain of Custody

CHAIN OF CUSTODY

2105 Lundy Ave, San Jose, CA 95131
(408) 588-0200 FAX: (408) 588-0201

FED-EX Tracking #	Bottle Order Control #
Accutest Quote #	Accutest NC Job #: C 039637

Client / Reporting Information		Project Information						Requested Analysis										Matrix Codes					
Company Name Source Group Inc		Project Name: Paco Pumps																WW- Wastewater GW- Ground Water SW- Surface Water SO- Soil OI- Oil WP- Wipe LIQ - Non-aqueous Liquid AIR DW- Drinking Water (Perchlorate Only)					
Address 3473 Buskirk Ave Ste 100		Street 9201 San Leandro St																					
City State Zip Pleasant Hill CA 94523		City State Oakland CA																					
Project Contact: Paisha Jorgensen		Project # 04 PPT-001																					
Phone # 925-744-2856		EMAIL: PJorgensen@thesourcegroup.com																					
Sampler's Name Harlow Newton		Client Purchase Order # 04 PPT001																					
Accutest Sample ID	Sample ID / Field Point / Point of Collection	Date	Time	Sampled by	Matrix	# of bottles	Number of preserved Bottles										LAB USE ONLY						
							10	11	12	13	14	15	16	17	18	19		20					
1	E-2	5-1-15	0824	H.W.	GW	2																	
2	MW-4	5-1-15	0920	H.W.	GW	5	3																
Turnaround Time (Business days)							Data Deliverable Information							Comments / Remarks									
<input checked="" type="checkbox"/> 10 Day <input type="checkbox"/> 5 Day <input type="checkbox"/> 3 Day <input type="checkbox"/> 2 Day <input type="checkbox"/> 1 Day <input type="checkbox"/> Same Day			Approved By/Date:				<input type="checkbox"/> Commercial "A" - Results only <input type="checkbox"/> Commercial "B" - Results with QC summaries <input type="checkbox"/> Commercial "B+" - Results, QC, and chromatograms <input type="checkbox"/> FULT1 - Level 4 data package <input type="checkbox"/> EDF for Geotracker <input type="checkbox"/> EDD Format Provide EDF Global ID _____ Provide EDF Logcode: _____							*5.1 liq gel cleanup									
Emergency T/A data available VIA Lablink																							
Sample Custody must be documented below each time samples change possession, including courier delivery.																							
Relinquished by Sampler:		Date Time:		Received By:		Date Time:		Relinquished By:		Date Time:		Received By:		Date Time:		Received By:							
1		5-1-15 11:15		✓ Mike Porechiel		5-1-15 15:15		✓ Mike Porechiel		5-1-15 15:15		2		LacBans									
Relinquished by:		Date Time:		Received By:		Date Time:		Relinquished By:		Date Time:		Received By:											
3				3				4				4											
Relinquished by:		Date Time:		Received By:		Date Time:		Custody Seal #		Appropriate Bottle / Pres. Y/N		Headspace Y/N		On Ice Y/N		Cooler Temp: 3.0/3.0							
5				5						Labels match Coc? Y / N		Separate Receiving Check List used: Y / N											

4.1
4



Accutest Laboratories Sample Receipt Summary

Accutest Job Number: C39637 Client: SOURCE GROUP Project: PACO PUMPS
 Date / Time Received: 5/1/2015 3:15:00 PM Delivery Method: Accutest Courier Airbill #s: _____

Cooler Temps (Initial/Adjusted): #1: (3/3);

<u>Cooler Security</u>	<u>Y</u>	<u>or</u>	<u>N</u>		<u>Y</u>	<u>or</u>	<u>N</u>
1. Custody Seals Present:	<input type="checkbox"/>		<input checked="" type="checkbox"/>	3. COC Present:	<input checked="" type="checkbox"/>		<input type="checkbox"/>
2. Custody Seals Intact:	<input type="checkbox"/>		<input type="checkbox"/>	4. SmpI Dates/Time OK	<input checked="" type="checkbox"/>		<input type="checkbox"/>

<u>Cooler Temperature</u>	<u>Y</u>	<u>or</u>	<u>N</u>
1. Temp criteria achieved:	<input checked="" type="checkbox"/>		<input type="checkbox"/>
2. Therm ID:	<u>IR1;</u>		
3. Cooler media:	<u>Ice (Bag)</u>		
4. No. Coolers:	<u>1</u>		

<u>Quality Control Preservation</u>	<u>Y</u>	<u>or</u>	<u>N</u>	<u>N/A</u>
1. Trip Blank present / cooler:	<input type="checkbox"/>		<input checked="" type="checkbox"/>	<input type="checkbox"/>
2. Trip Blank listed on COC:	<input type="checkbox"/>		<input checked="" type="checkbox"/>	<input type="checkbox"/>
3. Samples preserved properly:	<input checked="" type="checkbox"/>		<input type="checkbox"/>	
4. VOCs headspace free:	<input checked="" type="checkbox"/>		<input type="checkbox"/>	<input type="checkbox"/>

Comments

<u>Sample Integrity - Documentation</u>	<u>Y</u>	<u>or</u>	<u>N</u>
1. Sample labels present on bottles:	<input checked="" type="checkbox"/>		<input type="checkbox"/>
2. Container labeling complete:	<input checked="" type="checkbox"/>		<input type="checkbox"/>
3. Sample container label / COC agree:	<input checked="" type="checkbox"/>		<input type="checkbox"/>

<u>Sample Integrity - Condition</u>	<u>Y</u>	<u>or</u>	<u>N</u>
1. Sample recvd within HT:	<input checked="" type="checkbox"/>		<input type="checkbox"/>
2. All containers accounted for:	<input checked="" type="checkbox"/>		<input type="checkbox"/>
3. Condition of sample:	<u>Intact</u>		

<u>Sample Integrity - Instructions</u>	<u>Y</u>	<u>or</u>	<u>N</u>	<u>N/A</u>
1. Analysis requested is clear:	<input checked="" type="checkbox"/>		<input type="checkbox"/>	
2. Bottles received for unspecified tests	<input type="checkbox"/>		<input checked="" type="checkbox"/>	
3. Sufficient volume recvd for analysis:	<input checked="" type="checkbox"/>		<input type="checkbox"/>	
4. Compositing instructions clear:	<input type="checkbox"/>		<input type="checkbox"/>	<input checked="" type="checkbox"/>
5. Filtering instructions clear:	<input type="checkbox"/>		<input type="checkbox"/>	<input checked="" type="checkbox"/>

4.1
4

GC/MS Volatiles

5

QC Data Summaries

Includes the following where applicable:

- Method Blank Summaries
- Blank Spike Summaries
- Matrix Spike and Duplicate Summaries

Method Blank Summary

Job Number: C39637**Account:** SGRPCAPH The Source Group**Project:** T0600101592-9201 San Leandro Street, Oakland CA

Sample	File ID	DF	Analyzed	By	Prep Date	Prep Batch	Analytical Batch
VQ1244-MB	Q28728.D	1	05/08/15	EA	n/a	n/a	VQ1244

The QC reported here applies to the following samples:**Method:** SW846 8260B

C39637-2

CAS No.	Compound	Result	RL	MDL	Units	Q
67-64-1	Acetone	ND	20	4.0	ug/l	
71-43-2	Benzene	ND	1.0	0.20	ug/l	
108-86-1	Bromobenzene	ND	1.0	0.20	ug/l	
74-97-5	Bromochloromethane	ND	1.0	0.20	ug/l	
75-27-4	Bromodichloromethane	ND	1.0	0.20	ug/l	
75-25-2	Bromoform	ND	1.0	0.22	ug/l	
104-51-8	n-Butylbenzene	ND	2.0	0.20	ug/l	
135-98-8	sec-Butylbenzene	ND	2.0	0.20	ug/l	
98-06-6	tert-Butylbenzene	ND	2.0	0.28	ug/l	
108-90-7	Chlorobenzene	ND	1.0	0.20	ug/l	
75-00-3	Chloroethane	ND	1.0	0.20	ug/l	
67-66-3	Chloroform	ND	1.0	0.20	ug/l	
95-49-8	o-Chlorotoluene	ND	2.0	0.20	ug/l	
106-43-4	p-Chlorotoluene	ND	2.0	0.26	ug/l	
56-23-5	Carbon tetrachloride	ND	1.0	0.20	ug/l	
75-34-3	1,1-Dichloroethane	ND	1.0	0.20	ug/l	
75-35-4	1,1-Dichloroethylene	ND	1.0	0.20	ug/l	
563-58-6	1,1-Dichloropropene	ND	1.0	0.20	ug/l	
96-12-8	1,2-Dibromo-3-chloropropane	ND	2.0	0.40	ug/l	
106-93-4	1,2-Dibromoethane	ND	1.0	0.20	ug/l	
107-06-2	1,2-Dichloroethane	ND	1.0	0.20	ug/l	
78-87-5	1,2-Dichloropropane	ND	1.0	0.20	ug/l	
142-28-9	1,3-Dichloropropane	ND	1.0	0.20	ug/l	
108-20-3	Di-Isopropyl ether	ND	2.0	0.22	ug/l	
594-20-7	2,2-Dichloropropane	ND	1.0	0.20	ug/l	
124-48-1	Dibromochloromethane	ND	1.0	0.20	ug/l	
75-71-8	Dichlorodifluoromethane	ND	1.0	0.20	ug/l	
156-59-2	cis-1,2-Dichloroethylene	ND	1.0	0.20	ug/l	
10061-01-5	cis-1,3-Dichloropropene	ND	1.0	0.20	ug/l	
541-73-1	m-Dichlorobenzene	ND	1.0	0.20	ug/l	
95-50-1	o-Dichlorobenzene	ND	1.0	0.20	ug/l	
106-46-7	p-Dichlorobenzene	ND	1.0	0.20	ug/l	
156-60-5	trans-1,2-Dichloroethylene	ND	1.0	0.20	ug/l	
10061-02-6	trans-1,3-Dichloropropene	ND	1.0	0.30	ug/l	
100-41-4	Ethylbenzene	ND	1.0	0.20	ug/l	
637-92-3	Ethyl Tert Butyl Ether	ND	2.0	0.22	ug/l	

Method Blank Summary

Job Number: C39637
Account: SGRPCAPH The Source Group
Project: T0600101592-9201 San Leandro Street, Oakland CA

Sample	File ID	DF	Analyzed	By	Prep Date	Prep Batch	Analytical Batch
VQ1244-MB	Q28728.D	1	05/08/15	EA	n/a	n/a	VQ1244

The QC reported here applies to the following samples:

Method: SW846 8260B

C39637-2

CAS No.	Compound	Result	RL	MDL	Units	Q
591-78-6	2-Hexanone	ND	10	2.0	ug/l	
87-68-3	Hexachlorobutadiene	ND	2.0	0.20	ug/l	
98-82-8	Isopropylbenzene	ND	1.0	0.20	ug/l	
99-87-6	p-Isopropyltoluene	ND	2.0	0.20	ug/l	
108-10-1	4-Methyl-2-pentanone	ND	10	1.0	ug/l	
74-83-9	Methyl bromide	ND	2.0	0.20	ug/l	
74-87-3	Methyl chloride	ND	1.0	0.30	ug/l	
74-95-3	Methylene bromide	ND	1.0	0.20	ug/l	
75-09-2	Methylene chloride	ND	10	2.0	ug/l	
78-93-3	Methyl ethyl ketone	ND	10	2.0	ug/l	
1634-04-4	Methyl Tert Butyl Ether	ND	1.0	0.20	ug/l	
91-20-3	Naphthalene	ND	5.0	0.50	ug/l	
103-65-1	n-Propylbenzene	ND	2.0	0.20	ug/l	
100-42-5	Styrene	ND	1.0	0.20	ug/l	
994-05-8	Tert-Amyl Methyl Ether	ND	2.0	0.40	ug/l	
75-65-0	Tert-Butyl Alcohol	ND	10	2.4	ug/l	
630-20-6	1,1,1,2-Tetrachloroethane	ND	1.0	0.30	ug/l	
71-55-6	1,1,1-Trichloroethane	ND	1.0	0.20	ug/l	
79-34-5	1,1,2,2-Tetrachloroethane	ND	1.0	0.20	ug/l	
79-00-5	1,1,2-Trichloroethane	ND	1.0	0.22	ug/l	
87-61-6	1,2,3-Trichlorobenzene	ND	2.0	0.20	ug/l	
96-18-4	1,2,3-Trichloropropane	ND	2.0	0.20	ug/l	
120-82-1	1,2,4-Trichlorobenzene	ND	2.0	0.20	ug/l	
95-63-6	1,2,4-Trimethylbenzene	ND	2.0	0.20	ug/l	
108-67-8	1,3,5-Trimethylbenzene	ND	2.0	0.20	ug/l	
127-18-4	Tetrachloroethylene	ND	1.0	0.30	ug/l	
108-88-3	Toluene	ND	1.0	0.20	ug/l	
79-01-6	Trichloroethylene	ND	1.0	0.20	ug/l	
75-69-4	Trichlorofluoromethane	ND	1.0	0.20	ug/l	
75-01-4	Vinyl chloride	ND	1.0	0.20	ug/l	
1330-20-7	Xylene (total)	ND	2.0	0.46	ug/l	
	TPH-GRO (C6-C10)	ND	50	25	ug/l	

Method Blank Summary

Job Number: C39637
Account: SGRPCAPH The Source Group
Project: T0600101592-9201 San Leandro Street, Oakland CA

Sample	File ID	DF	Analyzed	By	Prep Date	Prep Batch	Analytical Batch
VQ1244-MB	Q28728.D	1	05/08/15	EA	n/a	n/a	VQ1244

The QC reported here applies to the following samples:

Method: SW846 8260B

C39637-2

CAS No.	Surrogate Recoveries	Limits
1868-53-7	Dibromofluoromethane	98% 70-130%
2037-26-5	Toluene-D8	103% 70-130%
460-00-4	4-Bromofluorobenzene	89% 70-130%

5.1.1
5

Blank Spike/Blank Spike Duplicate Summary

Job Number: C39637
Account: SGRPCAPH The Source Group
Project: T0600101592-9201 San Leandro Street, Oakland CA

Sample	File ID	DF	Analyzed	By	Prep Date	Prep Batch	Analytical Batch
VQ1244-BS	Q28725.D	1	05/08/15	EA	n/a	n/a	VQ1244
VQ1244-BSD	Q28726.D	1	05/08/15	EA	n/a	n/a	VQ1244

The QC reported here applies to the following samples:

Method: SW846 8260B

C39637-2

CAS No.	Compound	Spike ug/l	BSP ug/l	BSP %	BSD ug/l	BSD %	RPD	Limits Rec/RPD
67-64-1	Acetone	80	76.0	95	73.1	91	4	38-159/24
71-43-2	Benzene	20	21.3	107	21.3	107	0	77-122/25
108-86-1	Bromobenzene	20	20.8	104	20.9	105	0	76-126/17
74-97-5	Bromochloromethane	20	21.0	105	21.4	107	2	77-130/17
75-27-4	Bromodichloromethane	20	21.0	105	20.8	104	1	75-127/16
75-25-2	Bromoform	20	17.9	90	17.7	89	1	69-141/17
104-51-8	n-Butylbenzene	20	21.8	109	21.9	110	0	72-129/18
135-98-8	sec-Butylbenzene	20	20.9	105	21.2	106	1	74-128/18
98-06-6	tert-Butylbenzene	20	19.1	96	19.4	97	2	73-127/18
108-90-7	Chlorobenzene	20	21.1	106	21.1	106	0	77-122/16
75-00-3	Chloroethane	20	19.5	98	19.5	98	0	69-133/18
67-66-3	Chloroform	20	20.8	104	20.6	103	1	74-126/17
95-49-8	o-Chlorotoluene	20	20.6	103	20.7	104	0	72-127/20
106-43-4	p-Chlorotoluene	20	20.8	104	21.3	107	2	68-127/18
56-23-5	Carbon tetrachloride	20	21.1	106	21.5	108	2	71-133/19
75-34-3	1,1-Dichloroethane	20	20.3	102	20.2	101	0	71-125/17
75-35-4	1,1-Dichloroethylene	20	19.0	95	18.8	94	1	66-125/20
563-58-6	1,1-Dichloropropene	20	19.8	99	19.9	100	1	75-124/18
96-12-8	1,2-Dibromo-3-chloropropane	20	19.8	99	19.3	97	3	65-131/20
106-93-4	1,2-Dibromoethane	20	21.8	109	21.8	109	0	75-135/17
107-06-2	1,2-Dichloroethane	20	20.8	104	20.5	103	1	71-131/17
78-87-5	1,2-Dichloropropane	20	21.5	108	21.1	106	2	78-124/16
142-28-9	1,3-Dichloropropane	20	22.6	113	22.1	111	2	78-123/16
108-20-3	Di-Isopropyl ether	20	19.8	99	19.6	98	1	68-129/17
594-20-7	2,2-Dichloropropane	20	19.9	100	19.8	99	1	70-131/19
124-48-1	Dibromochloromethane	20	19.2	96	19.0	95	1	76-132/16
75-71-8	Dichlorodifluoromethane	20	27.5	138	25.2	126	9	32-168/28
156-59-2	cis-1,2-Dichloroethylene	20	20.5	103	20.7	104	1	73-126/17
10061-01-5	cis-1,3-Dichloropropene	20	21.4	107	21.4	107	0	72-130/16
541-73-1	m-Dichlorobenzene	20	20.7	104	21.0	105	1	75-124/16
95-50-1	o-Dichlorobenzene	20	20.4	102	20.7	104	1	76-124/16
106-46-7	p-Dichlorobenzene	20	20.7	104	20.8	104	0	75-124/16
156-60-5	trans-1,2-Dichloroethylene	20	19.8	99	19.7	99	1	71-126/18
10061-02-6	trans-1,3-Dichloropropene	20	21.5	108	21.0	105	2	71-126/16
100-41-4	Ethylbenzene	20	21.5	108	21.4	107	0	76-126/17
637-92-3	Ethyl Tert Butyl Ether	20	19.5	98	19.4	97	1	75-134/17

* = Outside of Control Limits.

5.2.1
 5

Blank Spike/Blank Spike Duplicate Summary

Job Number: C39637
Account: SGRPCAPH The Source Group
Project: T0600101592-9201 San Leandro Street, Oakland CA

Sample	File ID	DF	Analyzed	By	Prep Date	Prep Batch	Analytical Batch
VQ1244-BS	Q28725.D	1	05/08/15	EA	n/a	n/a	VQ1244
VQ1244-BSD	Q28726.D	1	05/08/15	EA	n/a	n/a	VQ1244

The QC reported here applies to the following samples:

Method: SW846 8260B

C39637-2

CAS No.	Compound	Spike ug/l	BSP ug/l	BSP %	BSD ug/l	BSD %	RPD	Limits Rec/RPD
591-78-6	2-Hexanone	80	80.1	100	75.8	95	6	67-150/22
87-68-3	Hexachlorobutadiene	20	20.1	101	20.2	101	0	69-135/20
98-82-8	Isopropylbenzene	20	21.3	107	21.2	106	0	61-125/17
99-87-6	p-Isopropyltoluene	20	20.4	102	20.9	105	2	68-127/18
108-10-1	4-Methyl-2-pentanone	80	74.8	94	73.7	92	1	71-142/21
74-83-9	Methyl bromide	20	22.1	111	22.5	113	2	68-132/18
74-87-3	Methyl chloride	20	19.6	98	23.0	115	16	39-150/28
74-95-3	Methylene bromide	20	22.4	112	22.2	111	1	77-127/16
75-09-2	Methylene chloride	20	21.4	107	21.1	106	1	67-128/18
78-93-3	Methyl ethyl ketone	80	77.7	97	76.0	95	2	56-155/23
1634-04-4	Methyl Tert Butyl Ether	20	18.3	92	18.1	91	1	73-132/17
91-20-3	Naphthalene	20	19.4	97	19.1	96	2	70-136/20
103-65-1	n-Propylbenzene	20	20.5	103	20.7	104	1	71-127/17
100-42-5	Styrene	20	21.1	106	20.9	105	1	72-134/16
994-05-8	Tert-Amyl Methyl Ether	20	20.0	100	19.9	100	1	73-133/17
75-65-0	Tert-Butyl Alcohol	100	90.9	91	89.5	90	2	60-149/26
630-20-6	1,1,1,2-Tetrachloroethane	20	18.7	94	18.7	94	0	77-130/16
71-55-6	1,1,1-Trichloroethane	20	19.7	99	19.7	99	0	74-128/19
79-34-5	1,1,2,2-Tetrachloroethane	20	21.9	110	21.5	108	2	77-129/17
79-00-5	1,1,2-Trichloroethane	20	22.5	113	22.1	111	2	77-125/16
87-61-6	1,2,3-Trichlorobenzene	20	21.0	105	21.1	106	0	70-133/18
96-18-4	1,2,3-Trichloropropane	20	20.8	104	20.5	103	1	69-126/18
120-82-1	1,2,4-Trichlorobenzene	20	16.6	83	17.0	85	2	68-129/17
95-63-6	1,2,4-Trimethylbenzene	20	20.3	102	20.7	104	2	74-129/17
108-67-8	1,3,5-Trimethylbenzene	20	21.1	106	21.6	108	2	77-129/17
127-18-4	Tetrachloroethylene	20	20.3	102	20.6	103	1	69-127/20
108-88-3	Toluene	20	21.5	108	21.4	107	0	75-122/17
79-01-6	Trichloroethylene	20	20.1	101	20.3	102	1	78-123/17
75-69-4	Trichlorofluoromethane	20	21.1	106	21.8	109	3	65-136/23
75-01-4	Vinyl chloride	20	24.1	121	23.7	119	2	57-146/22
1330-20-7	Xylene (total)	60	64.0	107	63.4	106	1	77-125/17

CAS No.	Surrogate Recoveries	BSP	BSD	Limits
1868-53-7	Dibromofluoromethane	100%	99%	70-130%

* = Outside of Control Limits.

Blank Spike/Blank Spike Duplicate Summary

Job Number: C39637
Account: SGRPCAPH The Source Group
Project: T0600101592-9201 San Leandro Street, Oakland CA

Sample	File ID	DF	Analyzed	By	Prep Date	Prep Batch	Analytical Batch
VQ1244-BS	Q28725.D	1	05/08/15	EA	n/a	n/a	VQ1244
VQ1244-BSD	Q28726.D	1	05/08/15	EA	n/a	n/a	VQ1244

The QC reported here applies to the following samples:

Method: SW846 8260B

C39637-2

CAS No.	Surrogate Recoveries	BSP	BSD	Limits
2037-26-5	Toluene-D8	100%	100%	70-130%
460-00-4	4-Bromofluorobenzene	94%	96%	70-130%

* = Outside of Control Limits.

Laboratory Control Sample Summary

Job Number: C39637
Account: SGRPCAPH The Source Group
Project: T0600101592-9201 San Leandro Street, Oakland CA

Sample	File ID	DF	Analyzed	By	Prep Date	Prep Batch	Analytical Batch
VQ1244-LCS	Q28727.D	1	05/08/15	EA	n/a	n/a	VQ1244

The QC reported here applies to the following samples:

Method: SW846 8260B

C39637-2

CAS No.	Compound	Spike ug/l	LCS ug/l	LCS %	Limits
	TPH-GRO (C6-C10)	125	134	107	60-130

CAS No.	Surrogate Recoveries	BSP	Limits
1868-53-7	Dibromofluoromethane	97%	70-130%
2037-26-5	Toluene-D8	102%	70-130%
460-00-4	4-Bromofluorobenzene	91%	70-130%

* = Outside of Control Limits.

Matrix Spike/Matrix Spike Duplicate Summary

Job Number: C39637
Account: SGRPCAPH The Source Group
Project: T0600101592-9201 San Leandro Street, Oakland CA

Sample	File ID	DF	Analyzed	By	Prep Date	Prep Batch	Analytical Batch
C39670-1MS	Q28741.D	20	05/08/15	EA	n/a	n/a	VQ1244
C39670-1MSD	Q28742.D	20	05/08/15	EA	n/a	n/a	VQ1244
C39670-1	Q28731.D	20	05/08/15	EA	n/a	n/a	VQ1244

The QC reported here applies to the following samples:

Method: SW846 8260B

C39637-2

CAS No.	Compound	C39670-1		MS ug/l	MS %	Spike ug/l	MSD ug/l	MSD %	RPD	Limits Rec/RPD	
		ug/l	Q								
67-64-1	Acetone	ND		1600	1620	101	1600	1600	100	1	38-159/24
71-43-2	Benzene	ND		400	424	106	400	428	107	1	77-122/16
108-86-1	Bromobenzene	ND		400	397	99	400	405	101	2	76-126/17
74-97-5	Bromochloromethane	ND		400	408	102	400	420	105	3	77-130/17
75-27-4	Bromodichloromethane	ND		400	389	97	400	396	99	2	75-127/16
75-25-2	Bromoform	ND		400	248	62* a	400	278	70	11	69-141/17
104-51-8	n-Butylbenzene	ND		400	427	107	400	414	104	3	72-129/18
135-98-8	sec-Butylbenzene	ND		400	414	104	400	405	101	2	74-128/18
98-06-6	tert-Butylbenzene	ND		400	376	94	400	374	94	1	73-127/18
108-90-7	Chlorobenzene	ND		400	415	104	400	421	105	1	77-122/16
75-00-3	Chloroethane	ND		400	412	103	400	401	100	3	69-133/18
67-66-3	Chloroform	ND		400	419	105	400	419	105	0	74-126/17
95-49-8	o-Chlorotoluene	ND		400	401	100	400	403	101	0	72-127/20
106-43-4	p-Chlorotoluene	ND		400	420	105	400	414	104	1	68-127/18
56-23-5	Carbon tetrachloride	ND		400	420	105	400	404	101	4	71-133/19
75-34-3	1,1-Dichloroethane	ND		400	420	105	400	413	103	2	71-125/17
75-35-4	1,1-Dichloroethylene	383		400	751	92	400	712	82	5	66-125/20
563-58-6	1,1-Dichloropropene	ND		400	402	101	400	394	99	2	75-124/18
96-12-8	1,2-Dibromo-3-chloropropane	ND		400	390	98	400	360	90	8	65-131/20
106-93-4	1,2-Dibromoethane	ND		400	424	106	400	431	108	2	75-135/17
107-06-2	1,2-Dichloroethane	ND		400	411	103	400	414	104	1	71-131/17
78-87-5	1,2-Dichloropropane	ND		400	424	106	400	424	106	0	78-124/16
142-28-9	1,3-Dichloropropane	ND		400	437	109	400	448	112	2	78-123/16
108-20-3	Di-Isopropyl ether	ND		400	411	103	400	407	102	1	68-129/17
594-20-7	2,2-Dichloropropane	ND		400	345	86	400	331	83	4	70-131/19
124-48-1	Dibromochloromethane	ND		400	312	78	400	337	84	8	76-132/16
75-71-8	Dichlorodifluoromethane	ND		400	705	176* a	400	543	136	26	32-168/28
156-59-2	cis-1,2-Dichloroethylene	ND		400	402	101	400	409	102	2	73-126/17
10061-01-5	cis-1,3-Dichloropropene	ND		400	378	95	400	374	94	1	72-130/16
541-73-1	m-Dichlorobenzene	ND		400	400	100	400	399	100	0	75-124/16
95-50-1	o-Dichlorobenzene	ND		400	395	99	400	395	99	0	76-124/16
106-46-7	p-Dichlorobenzene	ND		400	398	100	400	396	99	1	75-124/16
156-60-5	trans-1,2-Dichloroethylene	ND		400	397	99	400	395	99	1	71-126/18
10061-02-6	trans-1,3-Dichloropropene	ND		400	379	95	400	375	94	1	71-126/16
100-41-4	Ethylbenzene	ND		400	430	108	400	432	108	0	76-126/17
637-92-3	Ethyl Tert Butyl Ether	ND		400	389	97	400	394	99	1	75-134/17

* = Outside of Control Limits.

Matrix Spike/Matrix Spike Duplicate Summary

Job Number: C39637
Account: SGRPCAPH The Source Group
Project: T0600101592-9201 San Leandro Street, Oakland CA

Sample	File ID	DF	Analyzed	By	Prep Date	Prep Batch	Analytical Batch
C39670-1MS	Q28741.D	20	05/08/15	EA	n/a	n/a	VQ1244
C39670-1MSD	Q28742.D	20	05/08/15	EA	n/a	n/a	VQ1244
C39670-1	Q28731.D	20	05/08/15	EA	n/a	n/a	VQ1244

The QC reported here applies to the following samples:

Method: SW846 8260B

C39637-2

CAS No.	Compound	C39670-1 ug/l	Spike Q ug/l	MS ug/l	MS %	Spike ug/l	MSD ug/l	MSD %	RPD	Limits Rec/RPD
591-78-6	2-Hexanone	ND	1600	1670	104	1600	1600	100	4	67-150/22
87-68-3	Hexachlorobutadiene	ND	400	362	91	400	363	91	0	69-135/20
98-82-8	Isopropylbenzene	ND	400	429	107	400	421	105	2	61-125/17
99-87-6	p-Isopropyltoluene	ND	400	403	101	400	397	99	2	68-127/18
108-10-1	4-Methyl-2-pentanone	ND	1600	1430	89	1600	1420	89	1	71-142/21
74-83-9	Methyl bromide	ND	400	442	111	400	448	112	1	68-132/18
74-87-3	Methyl chloride	ND	400	402	101	400	351	88	14	39-150/28
74-95-3	Methylene bromide	ND	400	436	109	400	442	111	1	77-127/16
75-09-2	Methylene chloride	ND	400	431	108	400	432	108	0	67-128/18
78-93-3	Methyl ethyl ketone	ND	1600	1530	96	1600	1560	98	2	56-155/23
1634-04-4	Methyl Tert Butyl Ether	ND	400	356	89	400	361	90	1	73-132/17
91-20-3	Naphthalene	ND	400	368	92	400	364	91	1	70-136/20
103-65-1	n-Propylbenzene	ND	400	405	101	400	398	100	2	71-127/17
100-42-5	Styrene	ND	400	398	100	400	415	104	4	72-134/16
994-05-8	Tert-Amyl Methyl Ether	ND	400	389	97	400	395	99	2	73-133/17
75-65-0	Tert-Butyl Alcohol	ND	2000	1890	95	2000	2070	104	9	60-149/26
630-20-6	1,1,1,2-Tetrachloroethane	ND	400	361	90	400	369	92	2	77-130/16
71-55-6	1,1,1-Trichloroethane	ND	400	402	101	400	395	99	2	74-128/19
79-34-5	1,1,2,2-Tetrachloroethane	ND	400	425	106	400	424	106	0	77-129/17
79-00-5	1,1,2-Trichloroethane	ND	400	440	110	400	440	110	0	77-125/16
87-61-6	1,2,3-Trichlorobenzene	ND	400	393	98	400	395	99	1	70-133/18
96-18-4	1,2,3-Trichloropropane	ND	400	360	90	400	354	89	2	69-126/18
120-82-1	1,2,4-Trichlorobenzene	ND	400	309	77	400	310	78	0	68-129/17
95-63-6	1,2,4-Trimethylbenzene	ND	400	400	100	400	398	100	1	74-129/17
108-67-8	1,3,5-Trimethylbenzene	ND	400	415	104	400	413	103	0	77-129/17
127-18-4	Tetrachloroethylene	ND	400	396	99	400	389	97	2	69-127/20
108-88-3	Toluene	ND	400	429	107	400	429	107	0	75-122/17
79-01-6	Trichloroethylene	ND	400	407	102	400	408	102	0	78-123/17
75-69-4	Trichlorofluoromethane	ND	400	466	117	400	436	109	7	65-136/23
75-01-4	Vinyl chloride	ND	400	566	142	400	506	127	11	57-146/22
1330-20-7	Xylene (total)	ND	1200	1270	106	1200	1270	106	0	77-125/17

CAS No.	Surrogate Recoveries	MS	MSD	C39670-1	Limits
1868-53-7	Dibromofluoromethane	100%	100%	104%	70-130%

* = Outside of Control Limits.

Matrix Spike/Matrix Spike Duplicate Summary

Job Number: C39637
Account: SGRPCAPH The Source Group
Project: T0600101592-9201 San Leandro Street, Oakland CA

Sample	File ID	DF	Analyzed	By	Prep Date	Prep Batch	Analytical Batch
C39670-1MS	Q28741.D	20	05/08/15	EA	n/a	n/a	VQ1244
C39670-1MSD	Q28742.D	20	05/08/15	EA	n/a	n/a	VQ1244
C39670-1	Q28731.D	20	05/08/15	EA	n/a	n/a	VQ1244

The QC reported here applies to the following samples:

Method: SW846 8260B

C39637-2

CAS No.	Surrogate Recoveries	MS	MSD	C39670-1	Limits
2037-26-5	Toluene-D8	101%	101%	104%	70-130%
460-00-4	4-Bromofluorobenzene	97%	95%	88%	70-130%

(a) Outside laboratory control limits.

* = Outside of Control Limits.

5.4.1
5

GC Semi-volatiles

QC Data Summaries

Includes the following where applicable:

- Method Blank Summaries
- Blank Spike Summaries
- Matrix Spike and Duplicate Summaries

Method Blank Summary

Job Number: C39637
Account: SGRPCAPH The Source Group
Project: T0600101592-9201 San Leandro Street, Oakland CA

Sample	File ID	DF	Analyzed	By	Prep Date	Prep Batch	Analytical Batch
OP12158-MB	HH322777.D	1	05/05/15	AG	05/04/15	OP12158	GHH1521

The QC reported here applies to the following samples:

Method: SW846 8015B M

C39637-1, C39637-2

CAS No.	Compound	Result	RL	MDL	Units	Q
	TPH (Diesel)	ND	0.10	0.050	mg/l	
	TPH (Motor Oil)	ND	0.20	0.10	mg/l	

CAS No.	Surrogate Recoveries	Limits
630-01-3	Hexacosane	94% 32-124%

Blank Spike/Blank Spike Duplicate Summary

Job Number: C39637
Account: SGRPCAPH The Source Group
Project: T0600101592-9201 San Leandro Street, Oakland CA

Sample	File ID	DF	Analyzed	By	Prep Date	Prep Batch	Analytical Batch
OP12158-BS	HH322749.D	1	05/04/15	AG	05/04/15	OP12158	GHH1520
OP12158-BSD	HH322750.D	1	05/04/15	AG	05/04/15	OP12158	GHH1520

The QC reported here applies to the following samples:

Method: SW846 8015B M

C39637-1, C39637-2

CAS No.	Compound	Spike mg/l	BSP mg/l	BSP %	BSD mg/l	BSD %	RPD	Limits Rec/RPD
	TPH (Diesel)	1	0.775	78	0.859	86	10	38-115/22
	TPH (Motor Oil)	1	0.935	94	0.929	93	1	45-114/20

CAS No.	Surrogate Recoveries	BSP	BSD	Limits
630-01-3	Hexacosane	109%	107%	32-124%

* = Outside of Control Limits.