

Jonas & Associates Inc.

**GROUNDWATER MONITORING REPORT
Sampling Round Seven**

**PACO PUMPS, INC.
9201 San Leandro Street
Oakland, California**

January 15, 1995

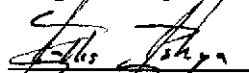
Report Prepared for:

PACO PUMPS, INC.
9201 San Leandro Street
Oakland, California 94603-1237

GROUNDWATER MONITORING REPORT
Sampling Round Seven
PACO PUMPS, INC.
9201 San Leandro Street, Oakland, California

Jonas and Associates Inc. Job No. PCO-220


Prepared by:



Mr. Ellis Ishaya

Environmental Engineer
Jonas and Associates Inc.
2815 Mitchell Drive, Suite 209
Walnut Creek, California 94598
(510) 933-5360

Technical Review by:



Dr. Vida G. Wright, P.E.
Professional Engineer #C042147

January 15, 1995

GROUNDWATER MONITORING REPORT
Sampling Round Seven
PACO PUMPS, INC.
9201 San Leandro Street
Oakland, California

January 15, 1995

Prepared for:

PACO PUMPS, INC.
Oakland, California

Prepared by:

Jonas and Associates Inc.
Walnut Creek, California
(510) 933-5360

GROUNDWATER MONITORING REPORT
Sampling Round Seven

PACO PUMPS, INC.
9201 San Leandro Street
Oakland, California

TABLE OF CONTENTS

TABLE OF CONTENTS	i
LIST OF TABLES	ii
LIST OF FIGURES	ii
LIST OF APPENDICES	ii
1.0 INTRODUCTION	1
1.1 Site Description	1
1.2 Scope of Report	3
2.0 MONITORING WELLS AND HYDROGEOLOGY	4
2.1 Monitoring Wells	4
2.1.1 Construction Details	4
2.1.2 Monitoring Well Survey	7
2.2 Hydrogeologic Cross Section	7
3.0 ROUND SEVEN GROUNDWATER SAMPLING AND ANALYSIS	9
3.1 Groundwater Sampling Procedures	9
3.2 Groundwater Sampling Results	11
3.2.1 Analytical Results	11
3.2.2 Results of Water Level and Free Product Measurements	14
4.0 REFERENCES	16

TABLE OF CONTENTS^{cont}

LIST OF TABLES

	<u>Page</u>
Table 2-1: Well Construction Details	7
Table 2-2: Monitoring Well Survey Data	7
Table 3-1: November 1994 - Round Seven Groundwater Results	12
Table 3-2: Round Seven Groundwater Level & Free Product Measurements	14

LIST OF FIGURES

	<u>Page</u>
Figure 1-1: Regional Location	2
Figure 2-1: Monitoring Wells and Round Seven Groundwater Analyses	5
Figure 2-2: Hydrogeologic Cross Section	8
Figure 3-1: November 22, 1994 Groundwater Sampling Results	13
Figure 3-2: November 1994 - Summer Season Potentiometric/Water Table	15

LIST OF APPENDICES

- Appendix A: Summary Tables of Laboratory Results
- Appendix B: Chain of Custody Records
- Appendix C: Laboratory Reports

GROUNDWATER MONITORING REPORT
Sampling Round Seven

PACO PUMPS, INC.
9201 San Leandro Street
Oakland, California
January 15, 1995

1.0 INTRODUCTION

Jonas and Associates Inc. (J&A) has been retained by PACO Pumps Inc. (PACO or PACO Pumps) to perform the groundwater monitoring program at their property located at 9201 San Leandro Street, in Oakland, California 94603-1237. To date, seven groundwater sampling rounds have been performed at this facility. The first six sampling rounds were presented in previous documents, identified in Section 4.0 References. This report presents the results of the seventh groundwater sampling round, performed on November 22, 1994.

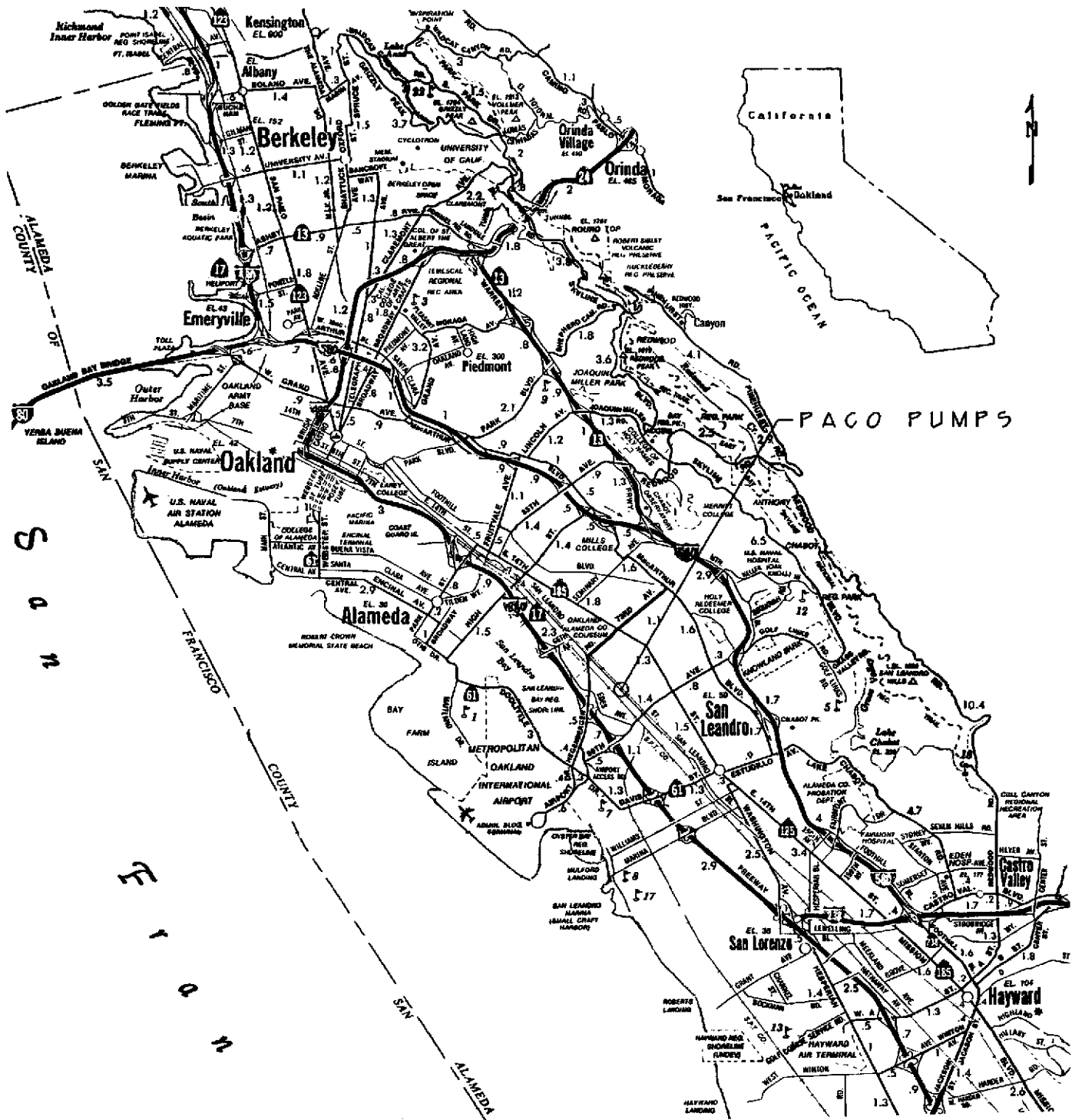
PACO Pumps' environmental representative for this project is Mr. John Lilla {(512) 314-8500}. The lead agency for this project is the Alameda County Health Care Services Agency, Department of Environmental Health, Hazardous Division (Alameda County Health Services). The address of Alameda County Health Services is 1131 Harbor Bay Parkway, 2nd Floor, Alameda, California 94502. The agency representative is Ms. Eva Chu {(510) 567-6762}.

1.1 Site Description

The PACO Pumps facility presented in this report is located at 9201 San Leandro Street, in Oakland, California. Prior to May 1992, PACO Pumps had an active facility at this location. The facility contained a manufacturing, engineering, and storage building, a purchasing and data processing building, a warehouse, a welding shop, employee parking, and outside storage. Apparently, the property also had two underground tanks used for the storage of gasoline. The property is largely secured by a Cyclone fence and gates. PACO Pumps closed this facility and removed its equipment. Currently, this property is leased to a local company which primarily uses it to warehouse glassware. Adjacent to the PACO Pumps property is Saint Vincent DePaul Resale, where a previous investigation by Subsurface Consultants Inc. (1992) identified the presence of various chemicals on their site. Numerous drums were previously stored on the Saint Vincent DePaul's property.

The regional location of the property is presented in Figure 1-1. The facility is located in Township 2 South, Range 3 West, Section 22, Mount Diablo Baseline and Meridian. The land is essentially flat. Prior to moving, PACO Pumps' Environmental Protection Agency identification number for the facility was CAD088772629.

Figure 1-1
Drawing PC0217-10/91-1-1
Number



S
O
N
E
R
N

Regional Location
PACO PUMPS
Oakland, California
Prepared by
JONAS AND ASSOCIATES INC.



Date: 10-11-1991	Figure 1-1	Drawing Number PC0217-10/91-1-1
Scale as shown		

Drawn By
M. J.
10-11-1991

1.2 Scope of Report

This "Groundwater Monitoring Report, Sampling Round Seven" is presented in four sections and three appendices. Section 1, Introduction, provides a brief description of the site and the scope of the report. Section 2, Monitoring Wells and Hydrogeology, presents general well construction details for the five monitoring wells, the results of elevation and location surveys, and a local hydrogeologic cross-section. Section 3, Groundwater Sampling and Analysis, presents Round Seven groundwater sampling procedures and results, along with water level and free product measurements. Section 4, References, cites various references relevant to this report.

The appendices of the report include groundwater analysis summary tables, chain-of-custody records, and laboratory data sheets.

2.0 MONITORING WELLS AND HYDROGEOLOGY

This section of the report presents a brief history and construction details of the five monitoring wells located at the PACO Pumps' 9201 San Leandro Street facility. In addition, a summary of the location and elevation surveys performed by Kier & Wright is provided. A local hydrogeologic cross-section is also presented using lithologic logs from on-site monitoring well boreholes.

2.1 Monitoring Wells

Five monitoring wells are located at the PACO Pumps' facility. Four of these monitoring wells were drilled and installed during a period from November 3 through November 9, 1992. The J&A February 1993 "First Quarterly Status Report, PACO Pumps, 9201 San Leandro Street" presents the installation details and the rationale for locating and sampling each of the monitoring wells. Monitoring well 9MW5 was drilled and installed on August 12, 1994. The installation details and rationale for monitoring well 9MW5 are presented in the J&A August 1994 "Groundwater Monitoring Report, Sampling Round Six, PACO Pumps, 9201 San Leandro Street, Oakland, California". All of the monitoring wells are screened at an apparently transmissive fine sand to silty clay found underneath the facility. Figure 2-1 presents the locations of the five monitoring wells, the Round Seven analyses performed at each well, the previous excavation site, suspected former underground storage tank locations, Saint Vincent DePaul, and other on-site structures.

2.1.1 Construction Details

All of the five monitoring wells are constructed in boreholes drilled to depths of 21 feet. One pilot borehole next to the borehole for monitoring well 9MW3 was drilled down to a depth of 30 feet to collect lithologic samples for analyses. Each of four monitoring wells have a fifteen foot well screen set between approximately 5 to 20 feet below ground surface (bgs). The wells have a casing and screen diameter of four inches, placed in an 8½ inch borehole.

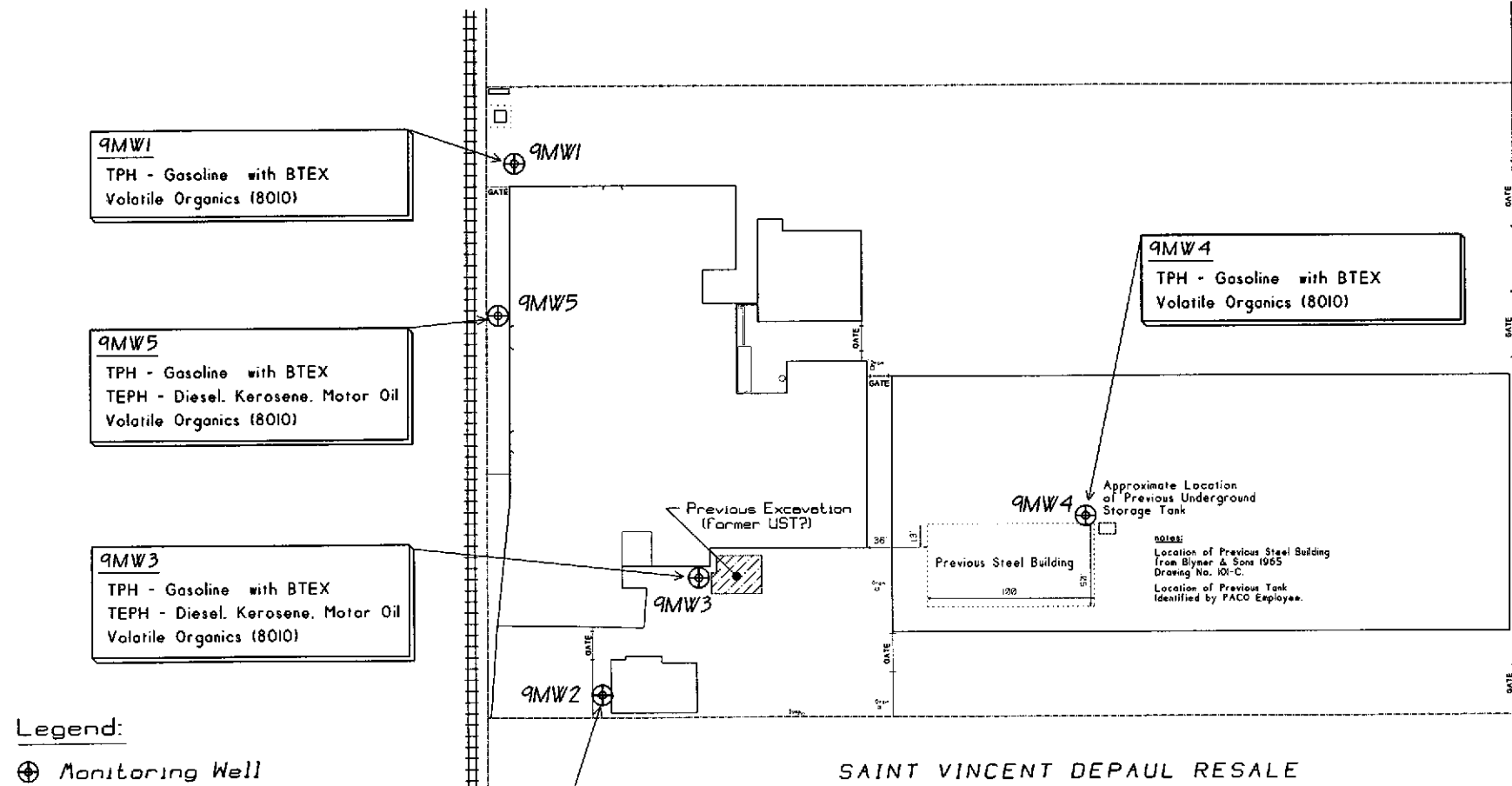
Monitoring well 9MW1 was constructed on November 4, 1992. The well was installed in a western corner of the facility adjacent to the former manufacturing building, and next to a transformer and the Central Pacific Railroad track. The lithology encountered during drilling ranged from an apparent fill, comprised of a silty gravel to a gravelly sand clay, to a sandy clay between 5 and 21 feet bgs. During drilling, first water was encountered at an approximate depth of 16 feet bgs. Measurement of first water is only approximate because of the difficulty in identifying water while drilling with a hollow stem auger. After the screen was installed, the well water level was measured at 9.74 feet bgs on November 15, 1992.

Monitoring well 9MW2 is located adjacent to the former welding shop and next to the Saint Vincent DePaul fence line. The well was installed on November 3, 1992. The

Drawn by M.J. 12-5-1994

Drawing Number PCO220-12/94:G7F2-1

Figure 2-1



Legend:

⊕ Monitoring Well
 With groundwater analyses performed during Round Seven (11/22/1994).

TPH = Total Petroleum Hydrocarbons
 TEPH = Total Extractable Petroleum Hydrocarbons
 BTEX = Benzene, Toluene, Ethyl Benzene, Total Xylenes
 UST = Underground Storage Tank

9MW2
 TPH - Gasoline with BTEX
 TEPH - Diesel, Kerosene, Motor Oil
 Volatile Organics (8010)

9MW4
 TPH - Gasoline with BTEX
 Volatile Organics (8010)

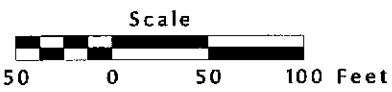
9MW1
 TPH - Gasoline with BTEX
 Volatile Organics (8010)

9MW5
 TPH - Gasoline with BTEX
 TEPH - Diesel, Kerosene, Motor Oil
 Volatile Organics (8010)

9MW3
 TPH - Gasoline with BTEX
 TEPH - Diesel, Kerosene, Motor Oil
 Volatile Organics (8010)

Notes:
 Location of Previous Steel Building from Blyner & Sons 1965 Drawing No. 101-C.
 Location of Previous Tank Identified by PACO Employee.

Well	Date Installed	Total Depth	Casing Diameter	Borehole Diameter	Screen Depth	Sand Pack Depth
9MW1	11-4-1992	21'	4"	8.5"	5.25'-20.25'	4.25'-21'
9MW2	11-3-1992	21'	4"	8.5"	5.25'-20.25'	4.25'-21'
9MW3	11-4-1992	21'	4"	8.5"	5.25'-20.25'	4.25'-21'
9MW4	11-9-1992	21'	4"	8.5"	5.25'-20.25'	4.25'-21'
9MW5	8-12-1994	21'	4"	8.5"	5.25'-20.25'	4.25'-21'



Monitoring Wells and Round Seven Groundwater Analyses

PACO Pumps Inc.
 9201 San Leandro Street
 Oakland, California

Prepared by
JONAS & ASSOCIATES INC.

Date: 12-5-1994 Locations Approx.	Figure 2-1	Drawing Number PCO220-12/94:G7F2-1
--------------------------------------	------------	---------------------------------------

lithology encountered during drilling was gravelly silty sand, probably a fill material, and a sandy clay located from 4 feet to the bottom of the borehole at 21 feet bgs. First water was not clearly identified. On November 16, 1992 water level in monitoring well 9MW2 was measured at 10.45 feet bgs.

Monitoring well 9MW3 is located adjacent to a previous excavation where a former underground storage tank may have been present. No tank was found, but remnants of a former tank appears to have been identified during the excavation. The tank was reportedly used to store gasoline. Excavation activities and results were documented in the October 16, 1992 "Site Characterization Report and Work Plan, PACO Pumps, 9201 San Leandro Street, Oakland, California". The well was drilled next to the excavation area and constructed on November 4, 1992. During drilling of the borehole for monitoring well 9MW3, the lithology encountered was 2 feet of an apparent fill composed of gravelly silty sand and a sandy clay between 2 and 21 feet bgs. A pilot boring adjacent to 9MW3 also found sandy clay between 20 and 30 feet bgs. First water was not definitively identified. After the construction of monitoring well 9MW3, the well water level was measured at 10.64 bgs.

Monitoring well 9MW4 was constructed on November 9, 1992. The location of the well is apparently near a former UST, which was said to have been located below the floor of the current warehouse. Prior to drilling the borehole for the monitoring well, 1¼ feet of flooring and sub-base was cored with a diamond-studded core barrel. The flooring and sub-base appears to be 6" of concrete, 6" of rock, and 3" of asphalt. Below the flooring and sub-base was a sandy clay down to a depth of 21 feet. During drilling, first water was identified at an approximate depth of 13.5 feet bgs. On November 16, 1992 well water was measured at 9.41 feet bgs.

Monitoring well 9MW5 was constructed on August 12, 1994. The well was installed adjacent to the southwest fenceline of the facility and next to the former manufacturing building and the Central Pacific Railroad track. The lithology encountered during drilling ranged from a gravelly sandy clay to a sandy clay between 2 and 21 feet bgs. During drilling activities, depth to first water was not able to be clearly identified. After the screen was installed, the well water level was measured at 8.22 feet bgs on August 24, 1994.

The following Table 2-1 present a summary of construction details for monitoring wells 9MW1, 9MW2, 9MW3, 9MW4, and 9MW5.

Table 2-1
Monitoring Well Construction Details
PACO PUMPS - 9201 San Leandro Street

Well Number	Date Completed	Casing Diameter	~ Depth in feet bgs					Borehole Diameter
			Screen {0.020"}	Sand Pack {#3 Sand}	Bentonite Seal	Portland Cement ¹	Borehole	
9MW1	11/4/1992	4"	5¼ - 20¼	4¼ - 21	3¾ - 4¼	¼ - 3¾	21	8½"
9MW2	11/3/1992	4"	5¼ - 20¼	4¼ - 21	3¾ - 4¼	¼ - 3¾	21	8½"
9MW3	11/4/1992	4"	5¼ - 20¼	4¼ - 21	3¾ - 4¼	¼ - 3¾	21	8½"
9MW4	11/9/1992	4"	5¼ - 20¼	4¼ - 21	3¾ - 4¼	¼ - 3¾	21	8½"
9MW5	8/12/1994	4"	5¼ - 20¼	4¼ - 21	3¾ - 4¼	¼ - 3¾	21	8½"

notes: ¹ = Portland Cement mixed with ~ 5% bentonite for plasticity.
bgs = below ground surface

2.1.2 Monitoring Well Survey

During August 1993, monitoring wells 9MW1, 9MW2, 9MW3, and 9MW4 were surveyed by Kier & Wright Civil Engineers & Surveyors, Inc.. In September 1994 they surveyed monitoring well 9MW5. The locations of the wells were surveyed using the California State Coordinate System which identifies the well locations using Eastings and Northings, in feet. The monitoring wells were surveyed at a point representing the north side mark on top of the PVC casing. The survey was based on the City of Oakland Benchmark 721, located at 92nd Avenue and G Street. The following Table 2-2 presents the monitoring well survey results.

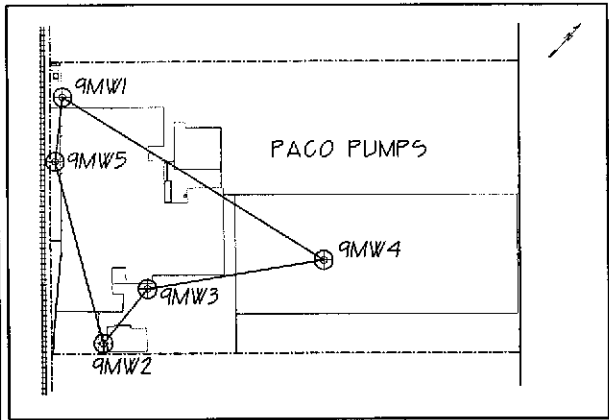
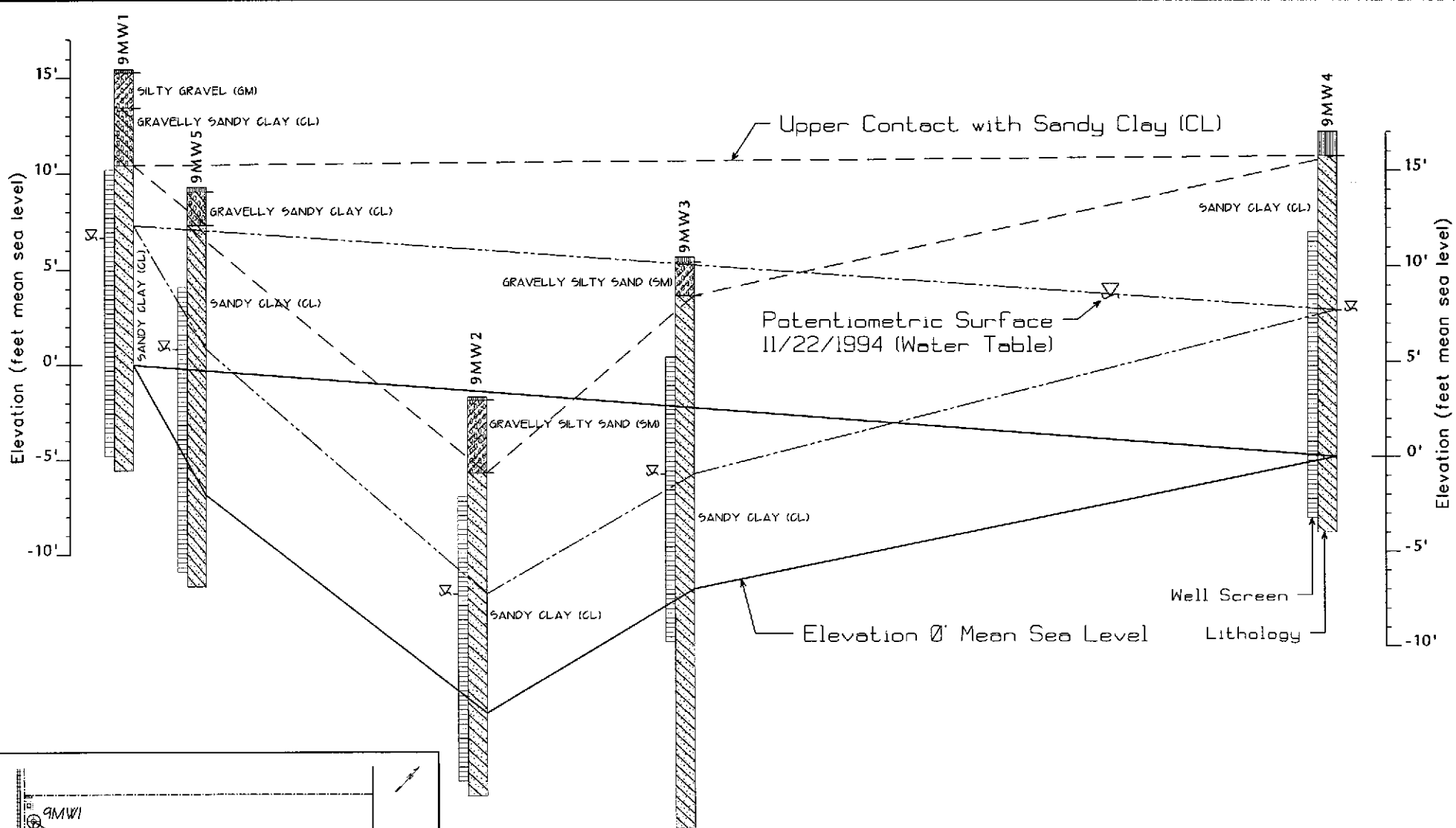
Table 2-2
Monitoring Well Survey Data
PACO PUMPS - 9201 San Leandro Street

Well	Easting	Northing	M.S.L. Elevation
9MW1	1512710.22	456699.01	Top PVC: 15.51'
9MW2	1512968.11	456507.34	Top PVC: 16.83'
9MW3	1512963.22	456602.8	Top PVC: 17.13'
9MW4	1513102.34	456789.38	Top PVC: 17.08'
9MW5	1512763.21	456638.62	Top PVC: 15.93'

Legend - M.S.L.: Mean Sea Level
Top PVC: Top north edge of PVC casing.

2.2 Hydrogeologic Cross Section

Figure 2-2 presents a hydrogeologic cross section using potentiometric and lithologic data associated with the monitoring wells.



Hydrogeologic Cross Section

PACO Pumps Inc.
 9201 San Leandro Street
 Oakland, California

Prepared by
JONAS & ASSOCIATES INC.

Date: 12-5-1994
 Locations Approx.

Figure 2-2

Drawing Number
 PC0220-12/94:G7F2-2

3.0 ROUND SEVEN GROUNDWATER SAMPLING AND ANALYSIS

Following is a discussion of the procedures and results associated with Round Seven groundwater sampling of monitoring wells 9MW1, 9MW2, 9MW3, 9MW4, and 9MW5. Sampling for this round occurred on November 22, 1994 and represents winter seasonal conditions. Also included are Round Seven water level and free product measurements.

A summary of all laboratory results from samples collected from the on-site monitoring wells is presented in Appendix A. The chain-of-custody record for the November 22, 1994 Round Seven groundwater sampling event is presented in Appendix B. The laboratory data sheets associated with this sampling event are presented in Appendix C.

3.1 Groundwater Sampling Procedures

The seventh round of groundwater sampling was performed on November 22, 1994 and represents winter groundwater conditions. During the sampling event, the general groundwater sampling procedures presented in the "Site Characterization Report and Work Plan" (J&A 1992) for the facility were followed. After samples were collected and labeled, they were placed into ice chests chilled with blue ice for transport to the Chromalab analytical laboratory. A chain-of-custody record was completed and signed by a representative of Jonas & Associates Inc. and upon delivery, by a representative of Chromalab Inc.. The analysis and results of groundwater samples collected during Round Seven are presented in Section 3.2. The following section presents relevant information associated with sampling each of the four monitoring wells.

Sampling Monitoring Well 9MW1

Prior to purging the well, the depth to groundwater in monitoring well 9MW1 was measured at 8.20 feet below the top of the casing. The water level was measured with an electronic water level indicator on a stretch resistant measuring tape. After measuring the depth to groundwater, a clear bailer was placed into the well to collect a water sample for visual observations. No petroleum products were identified floating on groundwater in monitoring well 9MW1. After assessing for the presence of floating product, approximately 25 gallons of groundwater was removed from the well. A well volume was calculated at approximately eight gallons. Temperature and electric conductivity were measured after each five gallons of purging. These parameters appeared to stabilize and were recorded on a groundwater sampling form. Monitoring well 9MW1 appeared to recover relatively rapidly during purging activities. Purged water was collected in dated and labeled 55-gallon drums for temporary storage. After purging the well, groundwater samples were collected with a clean bailer. The Round Seven groundwater samples from monitoring well 9MW1 are identified as GW9-MW1-Q7. Four Volatile Organic Analysis (VOA) containers with HCl preservative were collected for analyses for Total Petroleum Hydrocarbons as Gasoline (TPH-G) (EPA Methods 5030/8015M); Benzene, Toluene, Ethyl Benzene, and Total Xylenes (BTEX) (EPA Method 602); and Volatile Halogenated Organics (EPA Method 8010).

Sampling Monitoring Well 9MW2

Prior to purging, the water level in monitoring well 9MW2 was measured at 8.70 feet below the top of the casing. A clean, clear bailer was then used to collect a sample from the surface of the groundwater. A slight "oily" sheen was noted. The well was then purged of 25 gallons of well water. During completion of the purging activities the temperature and electric conductivity appeared to stabilize. During purging activities, the well appeared to recover relatively rapidly. Four VOA containers with HCl preservative were collected for analyses for TPH-G (EPA Methods 5030/8015M); BTEX (EPA Method 602); and Volatile Halogenated Organics (EPA Method 8010). Two liters were also collected for Total Extractable Petroleum Hydrocarbons as -Diesel, -Kerosene, and -Motor Oil (TEPH-D,-K,-MO) (EPA Methods 3510/8015). The Round Seven groundwater samples from monitoring well 9MW2 are identified as GW9-MW2-Q7.

Sampling Monitoring Well 9MW3

During this sampling event, the water level in monitoring well 9MW3 was measured at 8.92 feet below the top of the casing. A slight "oily" sheen was identified. After approximately 20 gallons were purged from the well, four VOA containers with HCL were collected for analyses of TPH-G (EPA Methods 5030/8015M); BTEX (EPA Method 602); and Volatile Halogenated Organics (EPA Method 8010). Two liters were also collected for analysis of TEPH-D,-K,-MO (EPA Methods 3510/8015). Prior to sampling, temperature and electric conductivity of the purge water appeared to stabilize. During purging activities, recovery of the well was slower than the other monitoring wells. The Round Seven groundwater samples for monitoring well 9MW3 are identified as GW9-MW3-Q7.

Sampling Monitoring Well 9MW4

During this sampling event, the groundwater level in monitoring well 9MW4 was measured at 7.41 feet below the top of the casing. No floating products were identified in this well. The well was purged of approximately 27 gallons. Prior to sampling this well, temperature and electric conductivity of the purge water appeared to stabilize. Recovery of the well during purging was relatively rapid. Four VOA containers with HCl were used to collect groundwater for analysis of TPH-G (EPA Methods 5030/8015M); BTEX (EPA Method 602); and Volatile Halogenated Organics (EPA Method 8010). The Round Seven groundwater samples for monitoring well 9MW4 are identified as GW9-MW4-Q7.

Sampling Monitoring Well 9MW5

Prior to purging the well, the depth to groundwater in monitoring well 9MW5 was measured at 7.90 feet below the top of the casing. The water level was measured with an electronic water level indicator on a stretch resistant measuring tape. After measuring the depth to groundwater, a clear bailer was placed into the well to collect a water sample for visual observations. No petroleum products were identified floating on groundwater in monitoring well 9MW5. After assessing for the presence of floating

product, approximately 25 gallons of groundwater was removed from the well. A well volume was calculated at approximately eight gallons. Temperature and electric conductivity were measured after each five gallons of purging. These parameters appeared to stabilize and were recorded on our groundwater sampling form. Monitoring well 9MW5 appeared to recover relatively rapidly during purging activities. Purged water was collected in dated and labeled 55-gallon drums for temporary storage. After purging the well, groundwater samples were collected with a clean bailer. Four Volatile Organic Analysis (VOA) containers with HCl preservative were collected for analyses for Total Petroleum Hydrocarbons as Gasoline (TPH-G) (EPA Methods 5030/8015M); Benzene, Toluene, Ethyl Benzene, and Total Xylenes (BTEX) (EPA Method 602); and Volatile Halogenated Organics (EPA Method 8010). Two liters were also collected for analysis of TEPH-D,-K,-MO (EPA Methods 3510/8015). The Round Seven groundwater samples from monitoring well 9MW5 are identified as GW9-MW5-Q7.

3.2 Groundwater Sampling Results

This section of the report presents the analytical results for the Round Seven groundwater sampling event. Water level and free product measurements are also presented.

3.2.1 Analytical Results

As stated previously, summary tables, the Round Seven chain-of-custody records and laboratory data sheets are presented in Appendix A, B, and C, respectively. The following Table 3-1 present a summary of the analyses performed and the analytes detected during the Round Seven groundwater sampling event. Figure 3-1 provides a graphical display of the analytical results.

Table 3-1
November 1994 - Round Seven
Groundwater Sampling Results
PACO PUMPS - 9201 San Leandro Street
Oakland, California

Sample I.D.	Analysis	Detected Analytes
GW9-MW1-Q7	TEPH as Gasoline (5030/8015M) BTEX (602) Volatile Halogenated Organics (8010)	none detected none detected none detected
GW9-MW2-Q7	TPH as Gasoline (5030/8015M) BTEX (602) Volatile Halogenated Organics (8010) TEPH as Diesel, Kerosene, Motor Oil (3510/8015) <i>slight oily sheen</i>	Benzene: 0.0034 mg/L Toluene: 0.0018 mg/L Total Xylenes: 0.0005 mg/L TEPH - Motor Oil : 1.0 mg/L 1,1-DCA: 0.0005 mg/L others not detected
GW9-MW3-Q7	TPH as Gasoline (5030/8015M) BTEX (602) Volatile Halogenated Organics (8010) TEPH as Diesel, Kerosene, Motor Oil (3510/8015) ¹	TPH Gasoline : 2.2 mg/L Benzene : 0.670 mg/L Toluene: 0.130 mg/L Ethyl Benzene: 0.031 mg/L Total Xylenes: 0.028 mg/L 1,2-DCA : 0.160 mg/L others not detected
GW9-MW4-Q7	TEPH as Gasoline (5030/8015M) BTEX (602) Volatile Halogenated Organics (8010)	TPH as Gasoline: 0.09 mg/L Benzene : 0.016 mg/L Toluene: 0.0017 mg/L Ethyl Benzene: 0.0056 mg/L Total Xylenes: 0.0034 mg/L others not detected
GW9-MW5-Q7	TPH as Gasoline (5030/8015M) BTEX (602) Volatile Halogenated Organics (8010) TEPH as Diesel, Kerosene, Motor Oil (3510/8015) ²	none detected none detected none detected none detected

Legend - TPH: Total Petroleum Hydrocarbons

TEPH: Total Extractable Petroleum Hydrocarbons

BTEX: Benzene, Toluene, Ethyl Benzene, Total Xylenes

1,1-DCA: 1,1-Dichloroethane

1,2-DCA: 1,2-Dichloroethane

1/ As stated by Chromalab "Unknown compounds were found in the Diesel range in the estimated amount of 83 ug/L compared with the Diesel Standard."

2/ As stated by Chromalab "Unknown compounds were found in the Diesel range in the estimated amount of 120 ug/L compared with the Diesel Standard."

Drawn by M.J. 12-5-1994

Drawing Number PC0220-12/94:G7F3-1

Figure 3-1

9MW1 (Water Elev.:+7.31')
November 22, 1994 sampling results:
(mg/L)

TPH-Gasoline	ND(0.05)	Method 8010 VOCs:
Benzene	ND(0.0005)	none detected
Toluene	ND(0.0005)	
Ethyl Benzene	ND(0.0005)	
Total Xylenes	ND(0.0005)	

9MW5 (Water Elev.:+8.03')
November 22, 1994 sampling results:
(mg/L)

TPH-Gasoline	ND(0.05)	TEPH-Diesel*	ND(0.05)
Benzene	ND(0.0005)	TEPH-Kerosene	ND(0.05)
Toluene	ND(0.0005)	TEPH-Motor Oil	ND(0.5)
Ethyl Benzene	ND(0.0005)	Method 8010	
Total Xylenes	ND(0.0005)	Volatile Organics:	none detected

9MW3 (Water Elev.:+8.21')
November 22, 1994 sampling results:
(mg/L)

TPH-Gasoline	2.2	TEPH-Diesel*	ND(0.05)
Benzene	0.670	TEPH-Kerosene	ND(0.05)
Toluene	0.130	TEPH-Motor Oil	ND(0.5)
Ethyl Benzene	0.031	Detected Method 8010	
Total Xylenes	0.028	Volatile Organics:	1,2-DCA 0.160

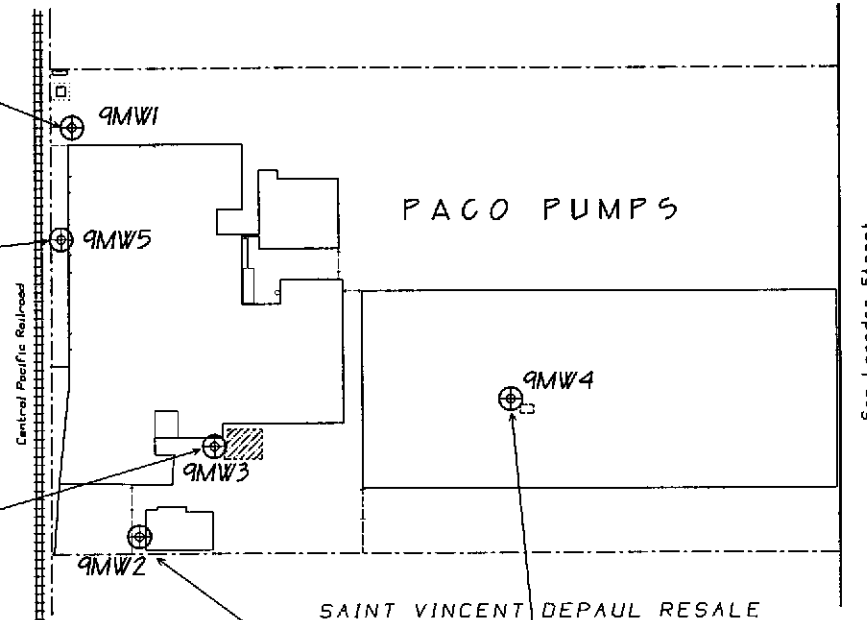
9MW2 (Water Elev.:+8.13')
November 22, 1994 sampling results:
(mg/L)

TPH-Gasoline	ND(0.05)	TEPH-Diesel	ND(0.05)
Benzene	0.0034	TEPH-Kerosene	ND(0.05)
Toluene	0.0018	TEPH-Motor Oil	1.0
Ethyl Benzene	ND(0.0005)	Detected Method 8010	
Total Xylenes	0.0005	Volatile Organics:	1,1-DCA 0.0005

Gilysheen

9MW4 (Water Elev.:+9.67')
November 22, 1994 sampling results:
(mg/L)

TPH-Gasoline	0.09	Method 8010	
Benzene	0.016	Volatile Organics:	none detected
Toluene	0.0017		
Ethyl Benzene	0.0056		
Total Xylenes	0.0034		



Legend:

⊕ Monitoring Well

TPH = Total Petroleum Hydrocarbons

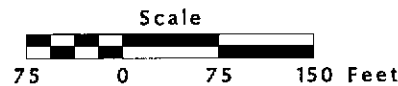
TEPH = Total Extractable Petroleum Hydrocarbons

ND(0.05) = Not Detected above laboratory detection limit in parentheses.

DCA = Dichloroethene

* - See comment in laboratory report.

Well	Date Installed	Total Depth	Casing Diameter	Borehole Diameter	Screen Depth	Sand Pack Depth
9MW1	11-4-1992	21'	4"	8.5"	5.25'-20.25'	4.25'-21'
9MW2	11-3-1992	21'	4"	8.5"	5.25'-20.25'	4.25'-21'
9MW3	11-4-1992	21'	4"	8.5"	5.25'-20.25'	4.25'-21'
9MW4	11-9-1992	21'	4"	8.5"	5.25'-20.25'	4.25'-21'
9MW5	8-24-1994	21'	4"	8.5"	5.25'-20.25'	4.25'-21'



November 22, 1994 Groundwater Sampling Results

PACO Pumps Inc.
9201 San Leandro Street
Oakland, California

Prepared by

JONAS & ASSOCIATES INC.

Date: 12-5-1994
Locations Approx.

Figure 3-1

Drawing Number
PC0220-12/94:G7F3-1

3.2.2 Results of Water Level and Free Product Measurements

During each sampling round, water level measurements are recorded and a determination is made with respect to the presence or absence of a floating product or sheen.

The following Table 3-2 provides a summary of the November 22, 1994 Round Seven groundwater level and free product measurements. Water level elevations, with respect to mean sea level, were calculated using the results of the Kier & Wright surveys.

Table 3-2
Round Seven - November 22, 1994
Groundwater Level and Free Product Measurement
PACO PUMPS - 9201 San Leandro Street
Oakland, California

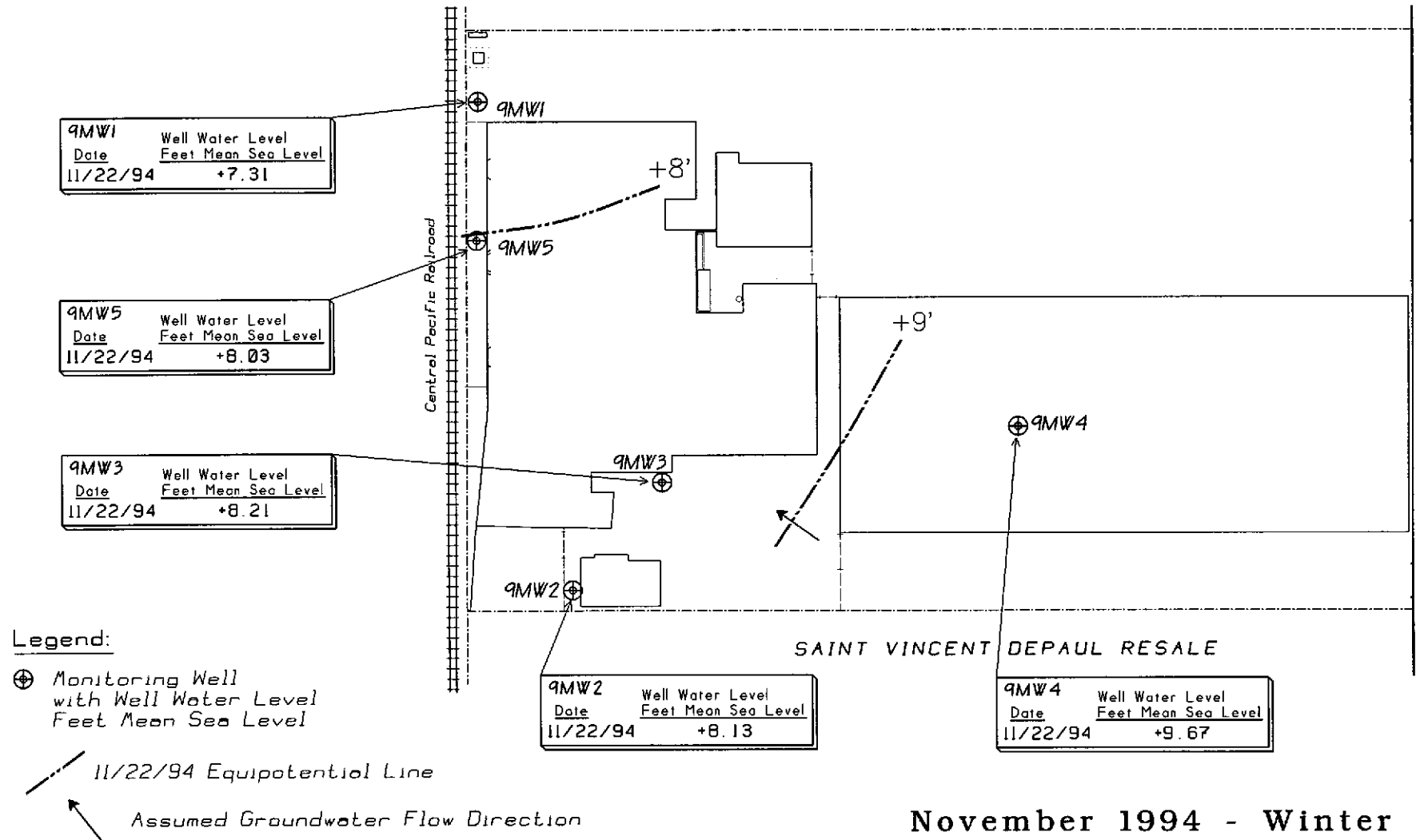
Date	Well ID	Surveyed Casing Elevation M.S.L.	Water Level from Top of Casing		Pavement vs. Casing Top	Free Product
			Depth	Elevation M.S.L.		
11/22/1994	9MW1	15.51'	8.20'	7.31'	0.40'	no free product
11/22/1994	9MW2	16.83'	8.70'	8.13'	0.40'	slight "oily" sheen
11/22/1994	9MW3	17.13'	8.92'	8.21'	0.29'	slight "oily" sheen
11/22/1994	9MW4	17.08'	7.41'	9.67'	0.54'	no free product
11/22/1994	9MW5	15.93'	7.90'	8.03'	0.25'	no free product

Notes - » Elevation with respect to mean sea level (M.S.L.) and Kier & Wright survey.

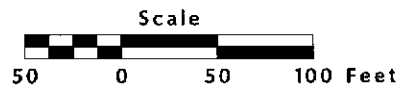
Figures 3-2, graphically presents the results of the well water levels collected during the Round Seven sampling event. As identified in Figure 3-2, based upon groundwater elevation data from monitoring wells 9MW1, 9MW2, 9MW3, 9MW4, and 9MW5, the apparent direction of groundwater flow during November 1994 is in a westerly direction from the Saint Vincent DePaul facility to PACO Pumps' property.

Drawing Number PC0220-12/94:G7F3-2

Figure 3-2



Well	Date Installed	Total Depth	Casing Diameter	Borehole Diameter	Screen Depth	Sand Pack Depth
9MW1	11-4-1992	21'	4"	8.5"	5.25'-20.25'	4.25'-21'
9MW2	11-3-1992	21'	4"	8.5"	5.25'-20.25'	4.25'-21'
9MW3	11-4-1992	21'	4"	8.5"	5.25'-20.25'	4.25'-21'
9MW4	11-9-1992	21'	4"	8.5"	5.25'-20.25'	4.25'-21'
9MW5	8-12-1994	21'	4"	8.5"	5.25'-20.25'	4.25'-21'



November 1994 - Winter Season
 Potentiometric/Water Table

PACO Pumps Inc.
 9201 San Leandro Street
 Oakland, California

Prepared by
 JONAS & ASSOCIATES INC.

Date: 12-5-1994
 Locations Approx.

Figure 3-2

Drawing Number
 PC0220-12/94:G7F3-2

4.0 REFERENCES

- Alameda County Health Care Services Agency, 1994, letter titled "Workplan Approval for Paco Pumps, 9201 San Leandro St. Oakland 94603", July 1, 1994 letter to J&A.
- California Department of Water Resources, 1982. "Phase I Water Well Survey, Proposed Oakland Inner Harbor Deepening Project, Central District", September 1982.
- Jonas & Associates Inc., 1992. "Site Characterization Report and Work Plan, PACO Pumps, 9201 San Leandro Street, Oakland, California", October 16, 1992.
- _____, 1993. "First Quarterly Status Report, PACO Pumps, 9201 San Leandro Street, Oakland, California", February 24, 1993.
- _____, 1993. "Groundwater Monitoring Report, Sampling Round One, Two, and Three, PACO Pumps, 9201 San Leandro Street, Oakland, California", December 10, 1993.
- _____, 1994. "Groundwater Monitoring Report, Sampling Round One Through Four, PACO Pumps, 9201 San Leandro Street, Oakland, California", April 15, 1994.
- _____, 1994. "Work Plan, Installation of Monitoring Well 9MW5, PACO Pumps, 9201 San Leandro Street, Oakland, California", June 13, 1994.
- _____, 1994. "Groundwater Monitoring Report, Sampling Round Five, PACO Pumps, 9201 San Leandro Street, Oakland, California", June 28, 1994.
- _____, 1994. "Groundwater Monitoring Report, Sampling Round Six, PACO Pumps, 9201 San Leandro Street, Oakland, California", August 24, 1994.
- Subsurface Consultants Inc., 1992. "Soil Contamination Assessment Drum Storage Areas, St. Vincent DePaul Distribution Center, 9234 San Leandro Street, Oakland, California", December 16, 1992.

Appendix A
Summary Tables of Laboratory Results

TPH-GASOLINE & BTEX GROUNDWATER RESULTS
PACO PUMPS - 9201 SAN LEANDRO STREET

Sample I.D.	Sampling Date	Depth (feet)	Matrix	Lab	TPH-Gasoline (5030/8015) (mg/L)	Benzene (602) (mg/L)	Toluene (602) (mg/L)	Ethyl Benzene (602) (mg/L)	Total Xylenes (602) (mg/L)
<u>Monitoring Well 9MW1</u>									
GW9-MW1-Q5	5/26/94	5 1/4'-20 1/4' screen	water	CrLab	ND(0.050)	ND(0.0005)	ND(0.0005)	ND(0.0005)	ND(0.0005)
GW9-MW1-Q6	9/24/94	5 1/4'-20 1/4' screen	water	CrLab	ND(0.050)	ND(0.0005)	ND(0.0005)	ND(0.0005)	ND(0.0005)
GW9-MW1-Q7	11/22/94	5 1/4'-20 1/4' screen	water	CrLab	ND(0.05)	ND(0.0005)	ND(0.0005)	ND(0.0005)	ND(0.0005)
<u>Monitoring Well 9MW2</u>									
GW9-MW2-Q1	11/16/92	5 1/4'-20 1/4' screen	water	CrLab	ND(0.050)	ND(0.0005)	ND(0.0005)	ND(0.0005)	ND(0.0015)
GW9-MW2-Q2	3/9/93	5 1/4'-20 1/4' screen	water	CrLab	ND(0.050)	ND(0.0005)	ND(0.0005)	ND(0.0005)	ND(0.0005)
GW9-MW2-Q3 ¹	7/21/93	5 1/4'-20 1/4' screen	water	CrLab	ND(0.050)	ND(0.0)			ND(0.0005)
GW9-MW2-Q4	1/29/94	5 1/4'-20 1/4' screen	water	CrLab	ND(0.050)	ND(0.0)			ND(0.002) ²
GW9-MW2-Q5	5/26/94	5 1/4'-20 1/4' screen	water	CrLab	ND(0.050)	0.0			ND(0.0005)
GW9-MW2-Q6	9/24/94	5 1/4'-20 1/4' screen	water	CrLab	ND(0.050)	0.0			0.006
GW9-MW2-Q7	11/22/94	5 1/4'-20 1/4' screen	water	CrLab	ND(0.05)	0.0			0.0005
<u>Monitoring Well 9MW3</u>									
GW9-MW3-Q1	11/16/92	5 1/4'-20 1/4' screen	water	CrLab	40.000	2.9			1.700
GW9-MW3-Q2	3/9/93	5 1/4'-20 1/4' screen	water	CrLab	12.000	1.0			0.170
GW9-MW3-Q3 ¹	7/21/93	5 1/4'-20 1/4' screen	water	CrLab	3.400	0.4			0.037
GW9-MW3-Q4	1/29/94	5 1/4'-20 1/4' screen	water	CrLab	5.600	0.9			0.043
GW9-MW3-Q5	5/26/94	5 1/4'-20 1/4' screen	water	CrLab	5.200	0.8			0.022
GW9-MW3-Q6	9/24/94	5 1/4'-20 1/4' screen	water	CrLab	5.2	0.5			0.028
GW9-MW3-Q7	11/22/94	5 1/4'-20 1/4' screen	water	CrLab	2.2	0.6			
<u>Monitoring Well 9MW4</u>									
GW9-MW4-Q1	11/16/92	5 1/4'-20 1/4' screen	water	CrLab	0.560	0.0			0.130
GW9-MW4-Q1	11/16/92	5 1/4'-20 1/4' screen	water	CrLab	0.520	0.0			0.140
GW9-MW4-Q2	3/9/93	5 1/4'-20 1/4' screen	water	CrLab	0.750	0.0			0.062
GW9-MW4-Q3	7/21/93	5 1/4'-20 1/4' screen	water	CrLab	0.250	0.0			0.011
GW9-MW4-Q4	1/29/94	5 1/4'-20 1/4' screen	water	CrLab	0.180	0.0			0.010
GW9-MW4-Q5	5/26/94	5 1/4'-20 1/4' screen	water	CrLab	0.130	0.014	0.0032	0.0061	0.0047
GW9-MW4-Q6	9/24/94	5 1/4'-20 1/4' screen	water	CrLab	0.070	0.0067	0.0009	0.0028	0.0026
GW9-MW4-Q7	11/22/94	5 1/4'-20 1/4' screen	water	CrLab	0.09	0.016	0.0017	0.0056	0.0034
<u>Monitoring Well 9MW5</u>									
GW9-MW5-Q6	9/24/94	5 1/4'-20 1/4' screen	water	CrLab	ND(0.050)	ND(0.0005)	ND(0.0005)	ND(0.0005)	ND(0.0005)
GW9-MW5-Q7	11/22/94	5 1/4'-20 1/4' screen	water	CrLab	ND(0.05)	ND(0.0005)	ND(0.0005)	ND(0.0005)	ND(0.0005)

notes: TPH: Total Petroleum Hydrocarbons

BTEX: Benzene, Toluene, Ethyl Benzene, Total Xylenes

¹ = probably corrected, apparently switched.

² = EPA Method 624

ND(0.1) = Not Detected above the laboratory detection limit in parentheses.

MW-1 Semi
MW-2 - semi for
gas + BTEX, Cl-HC
QTR for NO.

MW-3 QTR for
gas, BTEX, Cl-HC

MW-4 QMR gas BTEX
MW-5 Semi for Gas BTEX
Cl-HC

TEPH & PCB GROUNDWATER RESULTS
PACO PUMPS - 9201 SAN LEANDRO STREET

Sample I.D.	Sampling Date	Depth (feet)	Matrix	Lab	TEPH-Diesel (3510/8015) (mg/L)	TEPH-Kerosene (3510/8015) (mg/L)	TEPH-Motor Oil (3510/8015) (mg/L)	PCBs (608 mod.) (mg/L)
<u>Monitoring Well 9MW1</u>								
GW9-MW1-Q1	11/15/92	5¼'-20¼' screen	water	CrLab	ND(0.050)	ND(0.050)	ND(0.5)	ND(0.05)
GW9-MW1-Q2	3/9/93	5¼'-20¼' screen	water	CrLab	0.140	ND(0.050)	ND(0.5)	ND(0.0005)
GW9-MW1-Q3	7/21/93	5¼'-20¼' screen	water	CrLab	ND(0.050)	ND(0.050)	ND(0.5)	-
GW9-MW1-Q4	1/29/94	5¼'-20¼' screen	water	CrLab	ND(0.050)	ND(0.050)	ND(0.5)	-
<u>Monitoring Well 9MW2</u>								
GW9-MW2-Q1	11/16/92	5¼'-20¼' screen	water	CrLab	ND(0.050)	0.590	9.5	-
GW9-MW2-Q2	3/9/93	5¼'-20¼' screen	water	CrLab	0.430	0.210	4.3	-
GW9-MW2-Q3 ¹	7/21/93	5¼'-20¼' screen	water	CrLab	ND(0.050)	ND(0.050)	0.52	-
GW9-MW2-Q4	1/29/94	5¼'-20¼' screen	water	CrLab	ND(0.050)	ND(0.050)	0.68	-
GW9-MW2-Q5	5/26/94	5¼'-20¼' screen	water	CrLab	ND(0.050)	ND(0.050)	ND(0.5)	-
GW9-MW2-Q6	9/24/94	5¼'-20¼' screen	water	CrLab	ND(0.050)	ND(0.050)	0.6	-
GW9-MW2-Q7	11/22/94	5¼'-20¼' screen	water	CrLab	ND(0.050)	ND(0.050)	1.0	-
<u>Monitoring Well 9MW3</u>								
GW9-MW3-Q1	11/16/92	5¼'-20¼' screen	water	CrLab	ND(0.050)	ND(0.050)	ND(0.5)	-
GW9-MW3-Q2	3/9/93	5¼'-20¼' screen	water	CrLab	0.290	ND(0.050)	ND(0.5)	-
GW9-MW3-Q3 ¹	7/21/93	5¼'-20¼' screen	water	CrLab	ND(0.050)	ND(0.050)	ND(0.5)	-
GW9-MW3-Q4	1/29/94	5¼'-20¼' screen	water	CrLab	ND(0.050)	ND(0.050)	ND(0.5)	-
GW9-MW3-Q5	5/26/94	5¼'-20¼' screen	water	CrLab	ND(0.050)	ND(0.050)	ND(0.5)	-
GW9-MW3-Q6	9/24/94	5¼'-20¼' screen	water	CrLab	ND(0.050)	0.082	ND(0.5)	-
GW9-MW3-Q7	11/22/94	5¼'-20¼' screen	water	CrLab	ND(0.050) ²	ND(0.050)	ND(0.5)	-
<u>Monitoring Well 9MW4</u>								
GW9-MW4-Q1	11/16/92	5¼'-20¼' screen	water	CrLab	ND(0.050)	ND(0.050)	ND(0.5)	-
GW9-MW4-Q1	11/16/92	5¼'-20¼' screen	water	CrLab	ND(0.050)	ND(0.050)	ND(0.5)	-
GW9-MW4-Q2	3/9/93	5¼'-20¼' screen	water	CrLab	ND(0.050)	ND(0.050)	ND(0.5)	-
GW9-MW4-Q3	7/21/93	5¼'-20¼' screen	water	CrLab	ND(0.050)	ND(0.050)	ND(0.5)	-
GW9-MW4-Q4	1/29/94	5¼'-20¼' screen	water	CrLab	ND(0.050)	ND(0.050)	ND(0.5)	-
<u>Monitoring Well 9MW5</u>								
GW9-MW5-Q6	9/24/94	5¼'-20¼' screen	water	CrLab	0.130	ND(0.050)	ND(0.5)	-
GW9-MW5-Q7	11/22/94	5¼'-20¼' screen	water	CrLab	ND(0.050) ³	ND(0.050)	ND(0.5)	-

notes: TEPH: Total Extractable Petroleum Hydrocarbons PCBs: Polychlorinated Biphenyls

ND(0.004) = Not Detected above the laboratory detection limit in parentheses. ¹ = probably corrected, apparently switched.

² = ChromaLab "Unknown compounds were found in the Diesel range in the estimated amount of 0.083 mg/L compared with the Diesel Standard."

³ = ChromaLab "Unknown compounds were found in the Diesel range in the estimated amount of 0.120 mg/L compared with the Diesel Standard."

VOLATILE ORGANIC COMPOUND GROUNDWATER RESULTS
PACO PUMPS - 9201 SAN LEANDRO STREET
{mg/L}

Sample I.D.	Sampling Date	Depth (feet)	Matrix	Lab	Acetone	Benzene	Bromodichloro- methane	Bromo- methane	Carbon Tetrachloride	Chloro- benzene	Chloro- ethane	2-Chloroethyl Vinyl Ether	Chloroform	Chloro- methane
<u>Monitoring Well 9MW1</u>														
GW9-MW1-Q5	5/26/94	5¼'-20¼' screen	water	CrLab	-	ND(0.0005)	ND(0.0005)	ND(0.0005)	ND(0.0005)	ND(0.0005)	ND(0.0005)	ND(0.0005)	ND(0.0005)	ND(0.0005)
GW9-MW1-Q6	9/24/94	5¼'-20¼' screen	water	CrLab	-	ND(0.0005)	ND(0.0005)	ND(0.0005)	ND(0.0005)	ND(0.0005)	ND(0.0005)	ND(0.0005)	ND(0.0005)	ND(0.0005)
GW9-MW1-Q7	11/22/94	5¼'-20¼' screen	water	CrLab	-	ND(0.0005)	ND(0.0005)	ND(0.0005)	ND(0.0005)	ND(0.0005)	ND(0.0005)	ND(0.0005)	ND(0.0005)	ND(0.0005)
<u>Monitoring Well 9MW2</u>														
GW9-MW2-Q1	11/15/92	5¼'-20¼' screen	water	CrLab	ND(0.002)	ND(0.002)	ND(0.002)	ND(0.002)	ND(0.002)	ND(0.002)	ND(0.002)	ND(0.002)	ND(0.002)	ND(0.002)
GW9-MW2-Q2	3/9/93	5¼'-20¼' screen	water	CrLab	ND(0.002)	ND(0.002)	ND(0.002)	ND(0.002)	ND(0.002)	ND(0.002)	ND(0.002)	ND(0.002)	ND(0.002)	ND(0.002)
GW9-MW2-Q4	1/29/94	5¼'-20¼' screen	water	CrLab	ND(0.005)	ND(0.002)	ND(0.002)	ND(0.002)	ND(0.002)	ND(0.002)	ND(0.002)	ND(0.002)	ND(0.002)	ND(0.002)
GW9-MW2-Q5	5/26/94	5¼'-20¼' screen	water	CrLab	-	0.0023	ND(0.0005)	ND(0.0005)	ND(0.0005)	ND(0.0005)	ND(0.0005)	ND(0.0005)	ND(0.0005)	ND(0.0005)
GW9-MW2-Q6	9/24/94	5¼'-20¼' screen	water	CrLab	-	0.0061	ND(0.0005)	ND(0.0005)	ND(0.0005)	ND(0.0005)	ND(0.0005)	ND(0.0005)	ND(0.0005)	ND(0.0005)
GW9-MW2-Q7	11/22/94	5¼'-20¼' screen	water	CrLab	-	0.0034	ND(0.0005)	ND(0.0005)	ND(0.0005)	ND(0.0005)	ND(0.0005)	ND(0.0005)	ND(0.0005)	ND(0.0005)
<u>Monitoring Well 9MW3</u>														
GW9-MW3-Q3 ¹	7/21/93	5¼'-20¼' screen	water	CrLab	ND(0.002)	0.450	ND(0.002)	ND(0.002)	ND(0.002)	ND(0.002)	ND(0.002)	ND(0.002)	ND(0.002)	ND(0.002)
GW9-MW3-Q4	1/29/94	5¼'-20¼' screen	water	CrLab	ND(0.002)	0.910	ND(0.002)	ND(0.002)	ND(0.002)	ND(0.002)	ND(0.002)	ND(0.002)	ND(0.002)	ND(0.002)
GW9-MW3-Q5	5/26/94	5¼'-20¼' screen	water	CrLab	-	0.890	ND(0.0005)	ND(0.0005)	ND(0.0005)	ND(0.0005)	ND(0.0005)	ND(0.0005)	ND(0.0005)	ND(0.0005)
GW9-MW3-Q6	9/24/94	5¼'-20¼' screen	water	CrLab	-	0.580	ND(0.0005)	ND(0.0005)	ND(0.0005)	ND(0.0005)	ND(0.0005)	ND(0.0005)	ND(0.0005)	ND(0.0005)
GW9-MW3-Q7	11/22/94	5¼'-20¼' screen	water	CrLab	-	0.670	ND(0.0005)	ND(0.0005)	ND(0.0005)	ND(0.0005)	ND(0.0005)	ND(0.0005)	ND(0.0005)	ND(0.0005)
<u>Monitoring Well 9MW4</u>														
GW9-MW4-Q5	5/26/94	5¼'-20¼' screen	water	CrLab	-	0.014	ND(0.0005)	ND(0.0005)	ND(0.0005)	ND(0.0005)	ND(0.0005)	ND(0.0005)	ND(0.0005)	ND(0.0005)
GW9-MW4-Q6	9/24/94	5¼'-20¼' screen	water	CrLab	-	0.0067	ND(0.0005)	ND(0.0005)	ND(0.0005)	ND(0.0005)	ND(0.0005)	ND(0.0005)	ND(0.0005)	ND(0.0005)
GW9-MW4-Q7	11/22/94	5¼'-20¼' screen	water	CrLab	-	0.016	ND(0.0005)	ND(0.0005)	ND(0.0005)	ND(0.0005)	ND(0.0005)	ND(0.0005)	ND(0.0005)	ND(0.0005)
<u>Monitoring Well 9MW5</u>														
GW9-MW5-Q6	9/24/94	5¼'-20¼' screen	water	CrLab	-	ND(0.0005)	ND(0.0005)	ND(0.0005)	ND(0.0005)	ND(0.0005)	ND(0.0005)	ND(0.0005)	ND(0.0005)	ND(0.0005)
GW9-MW5-Q7	11/22/94	5¼'-20¼' screen	water	CrLab	-	ND(0.0005)	ND(0.0005)	ND(0.0005)	ND(0.0005)	ND(0.0005)	ND(0.0005)	ND(0.0005)	ND(0.0005)	ND(0.0005)

con't on following page

VOLATILE ORGANIC COMPOUND GROUNDWATER RESULTS
PACO PUMPS - 9201 SAN LEANDRO STREET
{mg/L}

Sample I.D.	Sampling Date	Depth (feet)	Matrix	Lab	Dibromo-chloromethane	1,2-Di-bromoethane	1,2-Dichloro-benzene	1,3-Dichloro-benzene	1,4-Dichloro-benzene	1,1-Dichloro-ethane	1,2-Dichloro-ethane	1,1-Dichloro-ethene	cis 1,2-Dichloroethene	trans 1,2-Dichloroethene	1,2-Dichloro-propane
<u>Monitoring Well 9MW1</u>															
GW9-MW1-Q5	5/26/94	5¼'-20¼' _{screen}	water	CrLab	ND(0.0005)	ND(0.0005)	ND(0.0005)	ND(0.0005)	ND(0.0005)	ND(0.0005)	ND(0.0005)	ND(0.0005)	ND(0.0005)	ND(0.0005)	ND(0.0005)
GW9-MW1-Q6	9/24/94	5¼'-20¼' _{screen}	water	CrLab	ND(0.0005)	-	ND(0.0005)	ND(0.0005)	ND(0.0005)	ND(0.0005)	ND(0.0005)	ND(0.0005)	ND(0.0005)	ND(0.0005)	ND(0.0005)
GW9-MW1-Q7	11/22/94	5¼'-20¼' _{screen}	water	CrLab	ND(0.0005)	-	ND(0.0005)	ND(0.0005)	ND(0.0005)	ND(0.0005)	ND(0.0005)	ND(0.0005)	ND(0.0005)	ND(0.0005)	ND(0.0005)
<u>Monitoring Well 9MW2</u>															
GW9-MW2-Q1	11/15/92	5¼'-20¼' _{screen}	water	CrLab	ND(0.002)	-	ND(0.002)	ND(0.002)	ND(0.002)	0.0026	ND(0.002)	ND(0.002)	ND(0.002)	ND(0.002)	ND(0.002)
GW9-MW2-Q2	3/9/93	5¼'-20¼' _{screen}	water	CrLab	ND(0.002)	-	ND(0.002)	ND(0.002)	ND(0.002)	ND(0.002)	ND(0.002)	ND(0.002)	ND(0.002)	ND(0.002)	ND(0.002)
GW9-MW2-Q4	1/29/94	5¼'-20¼' _{screen}	water	CrLab	ND(0.002)	-	-	-	-	ND(0.002)	ND(0.002)	ND(0.002)	ND(0.002)	ND(0.002)	ND(0.002)
GW9-MW2-Q5	5/26/94	5¼'-20¼' _{screen}	water	CrLab	ND(0.0005)	ND(0.0005)	ND(0.0005)	ND(0.0005)	ND(0.0005)	0.0016	ND(0.0005)	ND(0.0005)	ND(0.0005)	ND(0.0005)	ND(0.0005)
GW9-MW2-Q6	9/24/94	5¼'-20¼' _{screen}	water	CrLab	ND(0.0005)	-	ND(0.0005)	ND(0.0005)	ND(0.0005)	0.0010	ND(0.0005)	ND(0.0005)	ND(0.0005)	ND(0.0005)	ND(0.0005)
GW9-MW2-Q7	11/22/94	5¼'-20¼' _{screen}	water	CrLab	ND(0.0005)	-	ND(0.0005)	ND(0.0005)	ND(0.0005)	0.0005	ND(0.0005)	ND(0.0005)	ND(0.0005)	ND(0.0005)	ND(0.0005)
<u>Monitoring Well 9MW3</u>															
GW9-MW3-Q3 ¹	7/21/93	5¼'-20¼' _{screen}	water	CrLab	ND(0.002)	-	ND(0.002)	ND(0.002)	ND(0.002)	ND(0.002)	0.330	ND(0.002)	ND(0.002)	ND(0.002)	ND(0.002)
GW9-MW3-Q4	1/29/94	5¼'-20¼' _{screen}	water	CrLab	ND(0.002)	-	-	-	-	ND(0.002)	0.180	ND(0.002)	ND(0.002)	ND(0.002)	ND(0.002)
GW9-MW3-Q5	5/26/94	5¼'-20¼' _{screen}	water	CrLab	ND(0.0005)	ND(0.0005)	ND(0.0005)	ND(0.0005)	ND(0.0005)	ND(0.0005)	0.250	ND(0.0005)	ND(0.0005)	ND(0.0005)	ND(0.0005)
GW9-MW3-Q6	9/24/94	5¼'-20¼' _{screen}	water	CrLab	ND(0.0005)	-	ND(0.0005)	ND(0.0005)	ND(0.0005)	ND(0.0005)	0.190	ND(0.0005)	ND(0.0005)	ND(0.0005)	ND(0.0005)
GW9-MW3-Q7	11/22/94	5¼'-20¼' _{screen}	water	CrLab	ND(0.0005)	-	ND(0.0005)	ND(0.0005)	ND(0.0005)	ND(0.0005)	0.160	ND(0.0005)	ND(0.0005)	ND(0.0005)	ND(0.0005)
<u>Monitoring Well 9MW4</u>															
GW9-MW4-Q5	5/26/94	5¼'-20¼' _{screen}	water	CrLab	ND(0.0005)	ND(0.0005)	ND(0.0005)	ND(0.0005)	ND(0.0005)	ND(0.0005)	0.0025	ND(0.0005)	ND(0.0005)	ND(0.0005)	ND(0.0005)
GW9-MW4-Q6	9/24/94	5¼'-20¼' _{screen}	water	CrLab	ND(0.0005)	-	ND(0.0005)	ND(0.0005)	ND(0.0005)	ND(0.0005)	ND(0.0005)	ND(0.0005)	ND(0.0005)	ND(0.0005)	ND(0.0005)
GW9-MW4-Q7	11/22/94	5¼'-20¼' _{screen}	water	CrLab	ND(0.0005)	-	ND(0.0005)	ND(0.0005)	ND(0.0005)	ND(0.0005)	ND(0.0005)	ND(0.0005)	ND(0.0005)	ND(0.0005)	ND(0.0005)
<u>Monitoring Well 9MW5</u>															
GW9-MW5-Q6	9/24/94	5¼'-20¼' _{screen}	water	CrLab	ND(0.0005)	-	ND(0.0005)	ND(0.0005)	ND(0.0005)	ND(0.0005)	ND(0.0005)	ND(0.0005)	ND(0.0005)	ND(0.0005)	ND(0.0005)
GW9-MW5-Q7	11/22/94	5¼'-20¼' _{screen}	water	CrLab	ND(0.0005)	-	ND(0.0005)	ND(0.0005)	ND(0.0005)	ND(0.0005)	ND(0.0005)	ND(0.0005)	ND(0.0005)	ND(0.0005)	ND(0.0005)

con't on following page

VOLATILE ORGANIC COMPOUND GROUNDWATER RESULTS
PACO PUMPS - 9201 SAN LEANDRO STREET
{mg/L}

Sample I.D.	Sampling Date	Depth (feet)	Matrix	Lab	cis-1,3-Di-chloropropene	trans-1,3-Di-chloropropene	Ethyl-Benzene	Freon 113	2-Hexanone	Methyl Ethyl Ketone	Methyl Isobutyl Ketone	Methylene Chloride	Styrene	1,1,2,2-Tetra-chloroethane	Tetra-chloroethene
<u>Monitoring Well 9MW1</u>															
GW9-MW1-Q5	5/26/94	5 1/4'-20 1/4' screen	water	CrLab	ND(0.0005)	ND(0.0005)	ND(0.0005)	ND(0.0005)	-	-	-	ND(0.005)	-	ND(0.0005)	ND(0.0005)
GW9-MW1-Q6	9/24/94	5 1/4'-20 1/4' screen	water	CrLab	ND(0.0005)	ND(0.0005)	ND(0.0005)	-	-	-	-	ND(0.005)	-	ND(0.0005)	ND(0.0005)
GW9-MW1-Q7	11/22/94	5 1/4'-20 1/4' screen	water	CrLab	ND(0.0005)	ND(0.0005)	ND(0.0005)	-	-	-	-	ND(0.005)	-	ND(0.0005)	ND(0.0005)
<u>Monitoring Well 9MW2</u>															
GW9-MW2-Q1	11/15/92	5 1/4'-20 1/4' screen	water	CrLab	ND(0.002)	ND(0.002)	ND(0.002)	-	-	ND(0.002)	ND(0.002)	ND(0.002)	-	ND(0.002)	ND(0.002)
GW9-MW2-Q2	3/9/93	5 1/4'-20 1/4' screen	water	CrLab	ND(0.002)	ND(0.002)	ND(0.002)	-	-	ND(0.002)	ND(0.002)	ND(0.002)	-	ND(0.002)	ND(0.002)
GW9-MW2-Q4	1/29/94	5 1/4'-20 1/4' screen	water	CrLab	ND(0.002)	ND(0.002)	ND(0.002)	-	ND(0.002)	ND(0.002)	ND(0.002)	ND(0.005)	ND(0.002)	ND(0.002)	ND(0.002)
GW9-MW2-Q5	5/26/94	5 1/4'-20 1/4' screen	water	CrLab	ND(0.0005)	ND(0.0005)	ND(0.0005)	ND(0.0005)	-	-	-	ND(0.005)	-	ND(0.0005)	ND(0.0005)
GW9-MW2-Q6	9/24/94	5 1/4'-20 1/4' screen	water	CrLab	ND(0.0005)	ND(0.0005)	0.0005	-	-	-	-	ND(0.005)	-	ND(0.0005)	ND(0.0005)
GW9-MW2-Q7	11/22/94	5 1/4'-20 1/4' screen	water	CrLab	ND(0.0005)	ND(0.0005)	ND(0.0005)	-	-	-	-	ND(0.005)	-	ND(0.0005)	ND(0.0005)
<u>Monitoring Well 9MW3</u>															
GW9-MW3-Q3	7/21/93	5 1/4'-20 1/4' screen	water	CrLab	ND(0.002)	ND(0.002)	0.049	-	-	ND(0.002)	ND(0.002)	ND(0.002)	-	ND(0.002)	ND(0.002)
GW9-MW3-Q4	1/29/94	5 1/4'-20 1/4' screen	water	CrLab	ND(0.002)	ND(0.002)	0.047	-	ND(0.002)	ND(0.002)	ND(0.002)	ND(0.005)	ND(0.002)	ND(0.002)	ND(0.002)
GW9-MW3-Q5	5/26/94	5 1/4'-20 1/4' screen	water	CrLab	ND(0.0005)	ND(0.0005)	0.045	ND(0.0005)	-	-	-	ND(0.005)	-	ND(0.0005)	ND(0.0005)
GW9-MW3-Q6	9/24/94	5 1/4'-20 1/4' screen	water	CrLab	ND(0.0005)	ND(0.0005)	0.029	-	-	-	-	ND(0.005)	-	ND(0.0005)	ND(0.0005)
GW9-MW3-Q7	11/22/94	5 1/4'-20 1/4' screen	water	CrLab	ND(0.0005)	ND(0.0005)	0.031	-	-	-	-	ND(0.005)	-	ND(0.0005)	ND(0.0005)
<u>Monitoring Well 9MW4</u>															
GW9-MW4-Q5	5/26/94	5 1/4'-20 1/4' screen	water	CrLab	ND(0.0005)	ND(0.0005)	0.0061	ND(0.0005)	-	-	-	ND(0.005)	-	ND(0.0005)	ND(0.0005)
GW9-MW4-Q6	9/24/94	5 1/4'-20 1/4' screen	water	CrLab	ND(0.0005)	ND(0.0005)	0.0028	-	-	-	-	ND(0.005)	-	ND(0.0005)	ND(0.0005)
GW9-MW4-Q7	11/22/94	5 1/4'-20 1/4' screen	water	CrLab	ND(0.0005)	ND(0.0005)	0.0056	-	-	-	-	ND(0.005)	-	ND(0.0005)	ND(0.0005)
<u>Monitoring Well 9MW5</u>															
GW9-MW5-Q6	9/24/94	5 1/4'-20 1/4' screen	water	CrLab	ND(0.0005)	ND(0.0005)	ND(0.0005)	-	-	-	-	ND(0.005)	-	ND(0.0005)	ND(0.0005)
GW9-MW5-Q7	11/22/94	5 1/4'-20 1/4' screen	water	CrLab	ND(0.0005)	ND(0.0005)	ND(0.0005)	-	-	-	-	ND(0.005)	-	ND(0.0005)	ND(0.0005)

con't on following page

VOLATILE ORGANIC COMPOUND GROUNDWATER RESULTS
PACO PUMPS - 9201 SAN LEANDRO STREET
{mg/L}

Sample I.D.	Sampling Date	Depth (feet)	Matrix	Lab								
					Toluene	1,1,1-Tri-chloroethane	1,1,2-Tri-chloroethane	Tri-chloroethene	Trichlorofluoro-methane	Vinyl Acetate	Vinyl Chloride	Total Xylenes
<u>Monitoring Well 9MW1</u>												
GW9-MW1-Q5	5/26/94	5 1/4'-20 1/4' screen	water	CrLab	ND(0.0005)	ND(0.0005)	ND(0.0005)	ND(0.0005)	ND(0.0005)	-	ND(0.0005)	ND(0.0005)
GW9-MW1-Q6	9/24/94	5 1/4'-20 1/4' screen	water	CrLab	ND(0.0005)	ND(0.0005)	ND(0.0005)	ND(0.0005)	ND(0.0005)	-	ND(0.0005)	ND(0.0005)
GW9-MW1-Q7	11/22/94	5 1/4'-20 1/4' screen	water	CrLab	ND(0.0005)	ND(0.0005)	ND(0.0005)	ND(0.0005)	ND(0.0005)	-	ND(0.0005)	ND(0.0005)
<u>Monitoring Well 9MW2</u>												
GW9-MW2-Q1	11/15/92	5 1/4'-20 1/4' screen	water	CrLab	ND(0.002)	ND(0.002)	ND(0.002)	ND(0.002)	ND(0.002)	-	ND(0.002)	ND(0.002)
GW9-MW2-Q2	3/9/93	5 1/4'-20 1/4' screen	water	CrLab	ND(0.002)	ND(0.002)	ND(0.002)	ND(0.002)	ND(0.002)	-	ND(0.002)	ND(0.002)
GW9-MW2-Q4	1/29/94	5 1/4'-20 1/4' screen	water	CrLab	ND(0.002)	ND(0.002)	ND(0.002)	ND(0.002)	ND(0.002)	ND(0.002)	ND(0.002)	ND(0.002)
GW9-MW2-Q5	5/26/94	5 1/4'-20 1/4' screen	water	CrLab	0.0008	ND(0.0005)	ND(0.0005)	ND(0.0005)	ND(0.0005)	-	ND(0.0005)	ND(0.0005)
GW9-MW2-Q6	9/24/94	5 1/4'-20 1/4' screen	water	CrLab	0.0014	ND(0.0005)	ND(0.0005)	ND(0.0005)	ND(0.0005)	-	ND(0.0005)	0.0006
GW9-MW2-Q7	11/22/94	5 1/4'-20 1/4' screen	water	CrLab	0.0018	ND(0.0005)	ND(0.0005)	ND(0.0005)	ND(0.0005)	-	ND(0.0005)	0.0005
<u>Monitoring Well 9MW3</u>												
GW9-MW3-Q3 ¹	7/21/93	5 1/4'-20 1/4' screen	water	CrLab	0.050	ND(0.002)	ND(0.002)	0.0024	ND(0.002)	-	ND(0.002)	0.047
GW9-MW3-Q4	1/29/94	5 1/4'-20 1/4' screen	water	CrLab	0.220	ND(0.002)	ND(0.002)	ND(0.002)	ND(0.002)	ND(0.002)	ND(0.002)	0.036
GW9-MW3-Q5	5/26/94	5 1/4'-20 1/4' screen	water	CrLab	0.180	ND(0.0005)	ND(0.0005)	ND(0.0005)	ND(0.0005)	-	ND(0.0005)	0.043
GW9-MW3-Q6	9/24/94	5 1/4'-20 1/4' screen	water	CrLab	0.076	ND(0.0005)	ND(0.0005)	ND(0.0005)	ND(0.0005)	-	ND(0.0005)	0.022
GW9-MW3-Q7	11/22/94	5 1/4'-20 1/4' screen	water	CrLab	0.130	ND(0.0005)	ND(0.0005)	ND(0.0005)	ND(0.0005)	-	ND(0.0005)	0.028
<u>Monitoring Well 9MW4</u>												
GW9-MW4-Q5	5/26/94	5 1/4'-20 1/4' screen	water	CrLab	0.0032	ND(0.0005)	ND(0.0005)	ND(0.0005)	ND(0.0005)	-	ND(0.0005)	0.0047
GW9-MW4-Q6	9/24/94	5 1/4'-20 1/4' screen	water	CrLab	0.0009	ND(0.0005)	ND(0.0005)	ND(0.0005)	ND(0.0005)	-	ND(0.0005)	0.0026
GW9-MW4-Q7	11/22/94	5 1/4'-20 1/4' screen	water	CrLab	0.0017	ND(0.0005)	ND(0.0005)	ND(0.0005)	ND(0.0005)	-	ND(0.0005)	0.0034
<u>Monitoring Well 9MW5</u>												
GW9-MW4-Q6	9/24/94	5 1/4'-20 1/4' screen	water	CrLab	ND(0.0005)	ND(0.0005)	ND(0.0005)	ND(0.0005)	ND(0.0005)	-	ND(0.0005)	ND(0.0005)
GW9-MW4-Q7	11/22/94	5 1/4'-20 1/4' screen	water	CrLab	ND(0.0005)	ND(0.0005)	ND(0.0005)	ND(0.0005)	ND(0.0005)	-	ND(0.0005)	ND(0.0005)

notes: CrLab: Chromalab Inc.

¹ = probably corrected, apparently not GW9-MW2-Q3.

ND(0.002) = Not Detected above the laboratory detection limit in parentheses.

Table A/GW4
METALS GROUNDWATER RESULTS
PACO PUMPS - 9201 SAN LEANDRO STREET
 {mg/L}

Sample I.D.	Sampling Date	Depth (feet)	Matrix	Lab	Ag Silver	As Arsenic	Ba Barium	Be Beryllium	Cd Cadmium	Co Cobalt	Cr Chromium	Cu Copper	Hg Mercury	Mo Molybdenum	Ni Nickel
<u>Monitoring Well 9MW1</u>															
GW9-MW1-Q1	11/15/92	5¼'-20¼' screen	water	CrLab	ND(0.005)	ND(0.005)	0.18	0.002	ND(0.001)	ND(0.01)	ND(0.01)	0.007	ND(0.001)	ND(0.005)	ND(0.020)
GW9-MW1-Q2	3/9/93	5¼'-20¼' screen	water	CrLab	ND(0.005)	ND(0.005)	0.19	ND(0.001)	ND(0.001)	ND(0.01)	ND(0.01)	ND(0.005)	0.003	ND(0.005)	ND(0.020)
GW9-MW1-Q3	7/21/93	5¼'-20¼' screen	water	CrLab	0.011	ND(0.005)	0.27	ND(0.001)	ND(0.001)	ND(0.01)	ND(0.01)	0.007	ND(0.001)	0.010	ND(0.020)
GW9-MW1-Q4	1/29/94	5¼'-20¼' screen	water	CrLab	ND(0.005)	ND(0.005)	0.12	ND(0.001)	ND(0.001)	ND(0.01)	ND(0.01)	ND(0.005)	ND(0.001)	ND(0.005)	ND(0.02)

Sample I.D.	Sampling Date	Depth (feet)	Matrix	Lab	Pb Lead	Sb Antimony	Se Selenium	Tl Thallium	V Vanadium	Zn Zinc
<u>Monitoring Well 9MW1</u>										
GW9-MW1-Q1	11/15/92	5¼'-20¼' screen	water	CrLab	ND(0.010)	ND(0.020)	0.021	ND(0.01)	ND(0.01)	ND(0.005)
GW9-MW1-Q2	3/9/93	5¼'-20¼' screen	water	CrLab	ND(0.010)	0.03	0.04	ND(0.01)	ND(0.01)	0.03
GW9-MW1-Q3	7/21/93	5¼'-20¼' screen	water	CrLab	ND(0.010)	ND(0.020)	ND(0.01)	ND(0.01)	ND(0.01)	0.015
GW9-MW1-Q4	1/29/94	5¼'-20¼' screen	water	CrLab	ND(0.01)	ND(0.02)	0.018	0.12	0.010	ND(0.005)
<u>Monitoring Well 9MW2</u>										
GW9-MW2-Q2	3/9/93	5¼'-20¼' screen	water	CrLab			0.08			
GW9-MW2-Q3	7/21/93	5¼'-20¼' screen	water	CrLab			ND(0.01)			
GW9-MW2-Q4	1/29/94	5¼'-20¼' screen	water	CrLab			0.026			
<u>Monitoring Well 9MW3</u>										
GW9-MW3-Q3	7/21/93	5¼'-20¼' screen	water	CrLab			ND(0.01)			
GW9-MW3-Q4	1/29/94	5¼'-20¼' screen	water	CrLab			0.025			

notes: CrLab: Chromalab Inc.
 ND(0.25) = Not Detected above the laboratory detection limit in parentheses.

CHROMALAB, INC.

1220 Quarry Lane, Pleasanton, California
~~2239 Omega Road, #1 - San Ramon, California 94503~~
 510/831-1798 - Facsimile 510/831-8798
 (510)484-1919 / (510)484-1096 fax

Chain of Custody

DATE 11/22/1994 PAGE 1 OF 1

PROJ. MGR. <u>M.L. Jonas/V.G. Wright, P.E.</u> COMPANY <u>Jonas & Associates Inc.</u> ADDRESS <u>2815 Mitchell Drive, Suite 209</u> <u>Walnut Creek, California 94598</u>					ANALYSIS REPORT																
SAMPLERS (SIGNATURE) _____ (PHONE NO.) _____ <u>Jonas & Associates Inc. (510) 933-5360</u>					TPH - Gasoline (EPA 5030, 8015)	TPH - Gasoline (5030, 8015) w/BTeX (EPA 602, 8020)	TPH - Diesel (EPA 3510/3550, 8015)	PURGEABLE AROMATICS BTEx (EPA 602, 8020)	PURGEABLE HALOCARBONS (EPA 601, 8010)	VOLATILE ORGANICS (EPA 624, 8240, 524.2)	BASENEUTRALS, ACIDS (EPA 625/627, 8270, 525)	TOTAL OIL & GREASE (EPA 5520 E&F)	PESTICIDES/PCB (EPA 608, 8080)	PHENOLS (EPA 604, 8040)	TOTAL RECOVERABLE HYDROCARBONS (EPA 418.1)	METALS: Cd, Cr, Pb, Zn, Ni	CAM METALS (17)	PRIORITY POLLUTANT METALS (13)	EXTRACTION (TCLP, STLC)	NUMBER OF CONTAINERS	
SAMPLE ID.	DATE	TIME	MATRIX	LAB ID.																	
GW9-MW1-Q7	1994 11/22	1310	GW			X		X													43
GW9-MW2-Q7	11/22	1710	GW			X	X	X													6
GW9-MW3-Q7	11/22	1622	GW			X	X	X													6
GW9-MW4-Q7	11/22	1114	GW			X		X													4
GW9-MW5-Q7	11/22	1435	GW			X	X	X													6
						2 VOA w/ HCL		2 VOA w/ HCL													
						2 Liter															
PROJECT INFORMATION					SAMPLE RECEIPT					RELINQUISHED BY 1.			RELINQUISHED BY 2.			RELINQUISHED BY 3.					
PROJECT NAME: 9201 PACO PUMPS			TOTAL NO. OF CONTAINERS						<i>Mark Jonas</i> 1100												
PROJECT NUMBER: PCO-220			CHAIN OF CUSTODY SEALS						(SIGNATURE) _____ (TIME)			(SIGNATURE) _____ (TIME)			(SIGNATURE) _____ (TIME)						
SHIPPING ID. NO.			REC'D GOOD CONDITION/COLD						Mark Jonas 11/23/94			(PRINTED NAME) _____ (DATE)			(PRINTED NAME) _____ (DATE)			(PRINTED NAME) _____ (DATE)			
SPECIAL INSTRUCTIONS/COMMENTS: 5 day TAT One GW9-MW1-Q7 VOA bottle broke in transit, please use other three for analyses. Round Seven			CONFORMS TO RECORD			<input checked="" type="checkbox"/>			Jonas & Associate Inc.			(COMPANY) _____			(COMPANY) _____			(COMPANY) _____			
SPECIAL INSTRUCTIONS/COMMENTS: 5 day TAT One GW9-MW1-Q7 VOA bottle broke in transit, please use other three for analyses. Round Seven			LAB NO.						RECEIVED BY 1.			RECEIVED BY 2.			RECEIVED BY (LABORATORY) 3.						
									(SIGNATURE) _____ (TIME)			(SIGNATURE) _____ (TIME)			(SIGNATURE) <i>B. Moore</i> 1100 (TIME)						
									(PRINTED NAME) _____ (DATE)			(PRINTED NAME) _____ (DATE)			(PRINTED NAME) <i>B. Moore</i> 11-27-94 (DATE)						
									(COMPANY) _____			(COMPANY) _____			<u>Chromalab, Inc.</u> (LAB)						

CHROMALAB, INC.

Environmental Services (SDB)

December 8, 1994

Submission #: 9411289

JONAS & ASSOCIATES, INC.

Atten: M.L. Jonas/V.G. Wright, PE

Project: 9201 PACO PUMPS

Project#: PCO-220

Received: November 23, 1994

re: 5 samples for Gasoline and BTEX analysis.

Sampled: November 22, 1994


Matrix: WATER

Run#: 4751

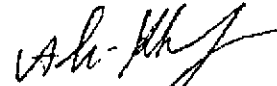
Analyzed: December 7, 1994

Method: EPA 5030/8015M/602/8020

Spl #	CLIENT SMPL ID	Gasoline (mg/L)	Benzene (ug/L)	Toluene (ug/L)	Ethyl Benzene (ug/L)	Total Xylenes (ug/L)
70637	GW9-MW1-Q7	N.D.	N.D.	N.D.	N.D.	N.D.
70638	GW9-MW2-Q7	N.D.	3.4	1.8	N.D.	0.5
70639	GW9-MW3-Q7	2.2	670	130	31	28
70640	GW9-MW4-Q7	0.09	16	1.7	5.6	3.4
70641	GW9-MW5-Q7	N.D.	N.D.	N.D.	N.D.	N.D.
Reporting Limits		0.05	0.5	0.5	0.5	0.5
Blank Result		N.D.	N.D.	N.D.	N.D.	N.D.
Blank Spike Result (%)		101	110	109	107	106



Jack Kelly
Chemist



Ali Kharyazi
Organic Manager

CHROMALAB, INC.

Environmental Services (SDB)

December 19, 1994

Submission #: 9411289

JONAS & ASSOCIATES, INC.

Atten: M.L. Jonas/V.G. Wright, PE

Project: 9201 PACO PUMPS
Received: November 23, 1994

Project #: PCO-220

re: Three samples for TEPH analysis

Matrix: WATER
Sampled: November 22, 1994
Method: EPA 3510/8015

Extracted: November 30, 1994
Analyzed: December 2, 1994

Sample #	Client Sample ID	Kerosene ($\mu\text{g/L}$)	Diesel ($\mu\text{g/L}$)	Motor Oil (mg/L)
70638	GW9-MW2-Q7	N.D.	N.D.	1.0
70639	GW9-MW3-Q7	N.D.	N.D. (a)	N.D.
70641	GW9-MW5-Q7	N.D.	N.D. (b)	N.D.
Blank		N.D.	N.D.	N.D.
Spike Recovery		--	102%	--
Dup Spike Recovery		--	105%	--
Reporting Limit		50	50	0.5

(a) Unknown compounds were found in the Diesel range in the estimated amount of 83 $\mu\text{g/L}$ compared with the Diesel Standard.

(b) Unknown compounds were found in the Diesel range in the estimated amount of 120 $\mu\text{g/L}$ compared with the Diesel Standard.

ChromaLab, Inc.

Sirirat Chullakorn

Sirirat Chullakorn
Analytical Chemist

Ali Kharrazi
Ali Kharrazi
Organic Manager

CHROMALAB, INC.

Environmental Services (SDB)

December 2, 1994

Submission #: 9411289

JONAS & ASSOCIATES, INC.

Atten: M.L. Jonas/V.G. Wright, PE

Project: 9201 PACO PUMPS

Project#: PCO-220

Received: November 23, 1994

re: One sample for Volatile Halogenated Organics analysis.

Sample ID: GW9-MW1-Q7

Spl#: 70637

Matrix: WATER

Sampled: November 22, 1994

Run#: 4717

Analyzed: November 30, 1994

Method: EPA 8010

ANALYTE	RESULT (ug/L)	REPORTING LIMIT (ug/L)	BLANK RESULT (ug/L)	BLANK SPIKE RESULT (%)
CHLOROMETHANE	N.D.	0.5	N.D.	--
VINYL CHLORIDE	N.D.	0.5	N.D.	--
BROMOMETHANE	N.D.	0.5	N.D.	--
CHLOROETHANE	N.D.	0.5	N.D.	--
TRICHLOROFLUOROMETHANE	N.D.	0.5	N.D.	--
1,1-DICHLOROETHENE	N.D.	0.5	N.D.	80
METHYLENE CHLORIDE	N.D.	5.0	N.D.	--
TRANS-1,2-DICHLOROETHENE	N.D.	0.5	N.D.	--
CIS-1,2-DICHLOROETHENE	N.D.	0.5	N.D.	--
1,1-DICHLOROETHANE	N.D.	0.5	N.D.	--
CHLOROFORM	N.D.	0.5	N.D.	--
1,1,1-TRICHLOROETHANE	N.D.	0.5	N.D.	--
CARBON TETRACHLORIDE	N.D.	0.5	N.D.	--
1,2-DICHLOROETHANE	N.D.	0.5	N.D.	--
TRICHLOROETHENE	N.D.	0.5	N.D.	93
1,2-DICHLOROPROPANE	N.D.	0.5	N.D.	--
BROMODICHLOROMETHANE	N.D.	0.5	N.D.	--
2-CHLOROETHYLVINYL ETHER	N.D.	0.5	N.D.	--
TRANS-1,3-DICHLOROPROPENE	N.D.	0.5	N.D.	--
CIS-1,3-DICHLOROPROPENE	N.D.	0.5	N.D.	--
1,1,2-TRICHLOROETHANE	N.D.	0.5	N.D.	--
TETRACHLOROETHENE	N.D.	0.5	N.D.	--
DIBROMOCHLOROMETHANE	N.D.	0.5	N.D.	--
CHLOROBENZENE	N.D.	0.5	N.D.	108
BROMOFORM	N.D.	0.5	N.D.	--
1,1,2,2-TETRACHLOROETHANE	N.D.	0.5	N.D.	--
1,3-DICHLOROBENZENE	N.D.	0.5	N.D.	--
1,4-DICHLOROBENZENE	N.D.	0.5	N.D.	--
1,2-DICHLOROBENZENE	N.D.	0.5	N.D.	--
TRICHLOROTRIFLUOROETHANE	N.D.	0.5	N.D.	--


Aaron McMichael
Chemist


Ali Kharrazi
Organic Manager

CHROMALAB, INC.

Environmental Services (SDB)

December 2, 1994

Submission #: 9411289

JONAS & ASSOCIATES, INC.

Atten: M.L. Jonas/V.G. Wright, PE

Project: 9201 PACO PUMPS
Received: November 23, 1994

Project#: PCO-220

re: One sample for Volatile Halogenated Organics analysis.

Sample ID: GW9-MW2-Q7

Spl#: 70638

Matrix: WATER

Sampled: November 22, 1994

Run#: 4717

Analyzed: November 30, 1994

Method: EPA 8010

ANALYTE	RESULT (ug/L)	REPORTING LIMIT (ug/L)	BLANK RESULT (ug/L)	BLANK SPIKE RESULT (%)
CHLOROMETHANE	N.D.	0.5	N.D.	--
VINYL CHLORIDE	N.D.	0.5	N.D.	--
BROMOMETHANE	N.D.	0.5	N.D.	--
CHLOROETHANE	N.D.	0.5	N.D.	--
TRICHLOROFLUOROMETHANE	N.D.	0.5	N.D.	--
1,1-DICHLOROETHENE	N.D.	0.5	N.D.	--
METHYLENE CHLORIDE	N.D.	5.0	N.D.	80
TRANS-1,2-DICHLOROETHENE	N.D.	0.5	N.D.	--
CIS-1,2-DICHLOROETHENE	N.D.	0.5	N.D.	--
1,1-DICHLOROETHANE	0.5	0.5	N.D.	--
CHLOROFORM	N.D.	0.5	N.D.	--
1,1,1-TRICHLOROETHANE	N.D.	0.5	N.D.	--
CARBON TETRACHLORIDE	N.D.	0.5	N.D.	--
1,2-DICHLOROETHANE	N.D.	0.5	N.D.	--
TRICHLOROETHENE	N.D.	0.5	N.D.	93
1,2-DICHLOROPROPANE	N.D.	0.5	N.D.	--
BROMODICHLOROMETHANE	N.D.	0.5	N.D.	--
2-CHLOROETHYL VINYL ETHER	N.D.	0.5	N.D.	--
TRANS-1,3-DICHLOROPROPENE	N.D.	0.5	N.D.	--
CIS-1,3-DICHLOROPROPENE	N.D.	0.5	N.D.	--
1,1,2-TRICHLOROETHANE	N.D.	0.5	N.D.	--
TETRACHLOROETHENE	N.D.	0.5	N.D.	--
DIBROMOCHLOROMETHANE	N.D.	0.5	N.D.	--
CHLOROBENZENE	N.D.	0.5	N.D.	108
BROMOFORM	N.D.	0.5	N.D.	--
1,1,2,2-TETRACHLOROETHANE	N.D.	0.5	N.D.	--
1,3-DICHLOROBENZENE	N.D.	0.5	N.D.	--
1,4-DICHLOROBENZENE	N.D.	0.5	N.D.	--
1,2-DICHLOROBENZENE	N.D.	0.5	N.D.	--
TRICHLOROTRIFLUOROETHANE	N.D.	0.5	N.D.	--


Aaron McMichael
Chemist


Ali Kharrazi
Organic Manager

CHROMALAB, INC.

Environmental Services (SDB)

December 2, 1994

Submission #: 9411289

JONAS & ASSOCIATES, INC.

Atten: M.L. Jonas/V.G. Wright, PE

Project: 9201 PACO PUMPS
Received: November 23, 1994

Project#: PCO-220

re: One sample for Volatile Halogenated Organics analysis.

Sample ID: GW9-MW3-Q7

Spl#: 70639

Matrix: WATER


Sampled: November 22, 1994

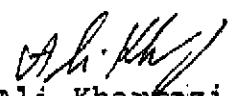
Run#: 4717

Analyzed: November 30, 1994

Method: EPA 8010

ANALYTE	RESULT (ug/L)	REPORTING LIMIT (ug/L)	BLANK RESULT (ug/L)	BLANK SPIKE RESULT (%)
CHLOROMETHANE	N.D.	0.5	N.D.	--
VINYL CHLORIDE	N.D.	0.5	N.D.	--
BROMOMETHANE	N.D.	0.5	N.D.	--
CHLOROETHANE	N.D.	0.5	N.D.	--
TRICHLOROFLUOROMETHANE	N.D.	0.5	N.D.	--
1,1-DICHLOROETHENE	N.D.	0.5	N.D.	80
METHYLENE CHLORIDE	N.D.	5.0	N.D.	--
TRANS-1,2-DICHLOROETHENE	N.D.	0.5	N.D.	--
CIS-1,2-DICHLOROETHENE	N.D.	0.5	N.D.	--
1,1-DICHLOROETHANE	N.D.	0.5	N.D.	--
CHLOROFORM	N.D.	0.5	N.D.	--
1,1,1-TRICHLOROETHANE	N.D.	0.5	N.D.	--
CARBON TETRACHLORIDE	N.D.	0.5	N.D.	--
1,2-DICHLOROETHANE	160	5.0	N.D.	--
TRICHLOROETHENE	N.D.	0.5	N.D.	93
1,2-DICHLOROPROPANE	N.D.	0.5	N.D.	--
BROMODICHLOROMETHANE	N.D.	0.5	N.D.	--
2-CHLOROETHYL VINYL ETHER	N.D.	0.5	N.D.	--
TRANS-1,3-DICHLOROPROPENE	N.D.	0.5	N.D.	--
CIS-1,3-DICHLOROPROPENE	N.D.	0.5	N.D.	--
1,1,2-TRICHLOROETHANE	N.D.	0.5	N.D.	--
TETRACHLOROETHENE	N.D.	0.5	N.D.	--
DIBROMOCHLOROMETHANE	N.D.	0.5	N.D.	--
CHLOROBENZENE	N.D.	0.5	N.D.	108
BROMOFORM	N.D.	0.5	N.D.	--
1,1,2,2-TETRACHLOROETHANE	N.D.	0.5	N.D.	--
1,3-DICHLOROBENZENE	N.D.	0.5	N.D.	--
1,4-DICHLOROBENZENE	N.D.	0.5	N.D.	--
1,2-DICHLOROBENZENE	N.D.	0.5	N.D.	--
TRICHLOROTRIFLUOROETHANE	N.D.	0.5	N.D.	--


Aaron McMichael
Chemist


Ali Kharfazi
Organic Manager

CHROMALAB, INC.

Environmental Services (SDB)

December 2, 1994

Submission #: 9411289

JONAS & ASSOCIATES, INC.

Atten: M.L. Jonas/V.G. Wright, PE

Project: 9201 PACO PUMPS
Received: November 23, 1994

Project#: PCO-220

re: One sample for Volatile Halogenated Organics analysis.

Sample ID: GW9-MW4-Q7

Spl#: 70640

Sampled: November 22, 1994

Method: EPA 8010

Matrix: WATER

Run#: 4717

Analyzed: November 30, 1994

ANALYTE	RESULT (ug/L)	REPORTING LIMIT (ug/L)	BLANK RESULT (ug/L)	BLANK SPIKE RESULT (%)
CHLOROMETHANE	N.D.	0.5	N.D.	--
VINYL CHLORIDE	N.D.	0.5	N.D.	--
BROMOMETHANE	N.D.	0.5	N.D.	--
CHLOROETHANE	N.D.	0.5	N.D.	--
TRICHLOROFLUOROMETHANE	N.D.	0.5	N.D.	--
1,1-DICHLOROETHENE	N.D.	0.5	N.D.	80
METHYLENE CHLORIDE	N.D.	5.0	N.D.	--
TRANS-1,2-DICHLOROETHENE	N.D.	0.5	N.D.	--
CIS-1,2-DICHLOROETHENE	N.D.	0.5	N.D.	--
1,1-DICHLOROETHANE	N.D.	0.5	N.D.	--
CHLOROFORM	N.D.	0.5	N.D.	--
1,1,1-TRICHLOROETHANE	N.D.	0.5	N.D.	--
CARBON TETRACHLORIDE	N.D.	0.5	N.D.	--
1,2-DICHLOROETHANE	N.D.	0.5	N.D.	--
TRICHLOROETHENE	N.D.	0.5	N.D.	93
1,2-DICHLOROPROPANE	N.D.	0.5	N.D.	--
BROMODICHLOROMETHANE	N.D.	0.5	N.D.	--
2-CHLOROETHYL VINYL ETHER	N.D.	0.5	N.D.	--
TRANS-1,3-DICHLOROPROPENE	N.D.	0.5	N.D.	--
CIS-1,3-DICHLOROPROPENE	N.D.	0.5	N.D.	--
1,1,2-TRICHLOROETHANE	N.D.	0.5	N.D.	--
TETRACHLOROETHENE	N.D.	0.5	N.D.	--
DIBROMOCHLOROMETHANE	N.D.	0.5	N.D.	--
CHLOROBENZENE	N.D.	0.5	N.D.	108
BROMOFORM	N.D.	0.5	N.D.	--
1,1,2,2-TETRACHLOROETHANE	N.D.	0.5	N.D.	--
1,3-DICHLOROBENZENE	N.D.	0.5	N.D.	--
1,4-DICHLOROBENZENE	N.D.	0.5	N.D.	--
1,2-DICHLOROBENZENE	N.D.	0.5	N.D.	--
TRICHLOROTRIFLUOROETHANE	N.D.	0.5	N.D.	--

Aaron McMichael
Aaron McMichael
Chemist

Ali Kharrazi
Ali Kharrazi
Organic Manager

CHROMALAB, INC.

Environmental Services (SDB)

December 2, 1994

Submission #: 9411289

JONAS & ASSOCIATES, INC.

Atten: M.L. Jonas/V.G. Wright, PE

Project: 9201 PACO PUMPS
Received: November 23, 1994

Project#: PCO-220

re: One sample for Volatile Halogenated Organics analysis.

Sample ID: GW9-MW5-Q7

Spl#: 70641

Matrix: WATER

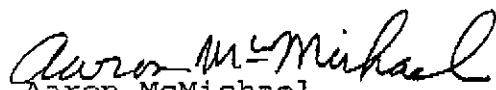
Sampled: November 22, 1994

Run#: 4717

Analyzed: November 30, 1994

Method: EPA 8010

ANALYTE	RESULT (ug/L)	REPORTING LIMIT (ug/L)	BLANK RESULT (ug/L)	BLANK SPIKE RESULT (%)
CHLOROMETHANE	N.D.	0.5	N.D.	--
VINYL CHLORIDE	N.D.	0.5	N.D.	--
BROMOMETHANE	N.D.	0.5	N.D.	--
CHLOROETHANE	N.D.	0.5	N.D.	--
TRICHLOROFLUOROMETHANE	N.D.	0.5	N.D.	--
1,1-DICHLOROETHENE	N.D.	0.5	N.D.	80
METHYLENE CHLORIDE	N.D.	5.0	N.D.	--
TRANS-1,2-DICHLOROETHENE	N.D.	0.5	N.D.	--
CIS-1,2-DICHLOROETHENE	N.D.	0.5	N.D.	--
1,1-DICHLOROETHANE	N.D.	0.5	N.D.	--
CHLOROFORM	N.D.	0.5	N.D.	--
1,1,1-TRICHLOROETHANE	N.D.	0.5	N.D.	--
CARBON TETRACHLORIDE	N.D.	0.5	N.D.	--
1,2-DICHLOROETHANE	N.D.	0.5	N.D.	--
TRICHLOROETHENE	N.D.	0.5	N.D.	93
1,2-DICHLOROPROPANE	N.D.	0.5	N.D.	--
BROMODICHLOROMETHANE	N.D.	0.5	N.D.	--
2-CHLOROETHYL VINYL ETHER	N.D.	0.5	N.D.	--
TRANS-1,3-DICHLOROPROPENE	N.D.	0.5	N.D.	--
CIS-1,3-DICHLOROPROPENE	N.D.	0.5	N.D.	--
1,1,2-TRICHLOROETHANE	N.D.	0.5	N.D.	--
TETRACHLOROETHENE	N.D.	0.5	N.D.	--
DIBROMOCHLOROMETHANE	N.D.	0.5	N.D.	--
CHLOROBENZENE	N.D.	0.5	N.D.	108
BROMOFORM	N.D.	0.5	N.D.	--
1,1,2,2-TETRACHLOROETHANE	N.D.	0.5	N.D.	--
1,3-DICHLOROBENZENE	N.D.	0.5	N.D.	--
1,4-DICHLOROBENZENE	N.D.	0.5	N.D.	--
1,2-DICHLOROBENZENE	N.D.	0.5	N.D.	--
TRICHLOROTRIFLUOROETHANE	N.D.	0.5	N.D.	--


Aaron McMichael
Chemist


Ali Kharrazi
Organic Manager

CHROMALAB, INC.

Environmental Services (SDB)

December 2, 1994

JONAS & ASSOCIATES, INC.

Submission #: 9411289

Atten: M.L. Jonas/V.G. Wright, PE

Project: 9201 PACO PUMPS

Project#: PCO-220


REPORTING INFORMATION

Sample(s) were received cold and in good condition on November 23, 1994. They were refrigerated on receipt, and analyzed on the date shown on the attached report. ChromaLab followed EPA or equivalent methods for all analyses reported.

Hydrocarbons in the Motor Oil range were also observed in sample GW9-MW2-Q7.



Jill Thomas
Quality Assurance Officer



Eric Tam
Laboratory Director