



JONAS & ASSOCIATES INC.

A General Contracting and Environmental Consulting Firm
General A & Hazmat License: 719943

2815 Mitchell Drive, Suite 209 • Walnut Creek, CA 94598 • Tel: (925) 933-5360 • Fax: (925) 933-5362

STD4245

December 11, 2000

Ms. Eva Chu
Hazardous Materials Specialist
Alameda County Environmental Health Services
1131 Harbor Bay Parkway, Second Floor
Alameda, California 94502
(510) 567-6762; 337-9335 fax

Subject: Round 17 Sampling Results.

Project: Former PACO Pumps, Inc.
9201 San Leandro Street, Oakland, California
J&A #: PCO-220

TOH + Benzene
an increasing concentration
since Feb 1998. M. Jonas
did not demonstrate plume is
stable or decreasing.

RECEIVED
ENVIRONMENTAL
PROJECTS
DEC 13 2000

Dear Ms. Chu:

Attached are the October 27, 2000 Sampling Round 17 Groundwater Analytical Results for the Former Paco Pumps facility, located at 9201 San Leandro Street, in Oakland, California.

We are interested in having this site under regulatory closure. What information do you need in the upcoming report for us to achieve closure? We can also schedule a meeting to discuss these results.

Please call or e-mail to discuss these issues or arrange for a meeting.

Thank you for your work on this project.

Sincerely,
JONAS AND ASSOCIATES INC.

Mark L. Jonas
Mark L. Jonas, R.G.
Project Manager

attachments

cc: John Lilla (Paco Pumps)

Oltr1211.pco

Drawn by M.J. 12-9-2000

Drawing Number PCO220-12/00:G17F2-1

Figure 2-1

9MW1 (Water Elev.:+7.43')
October 27, 2000 sampling results:

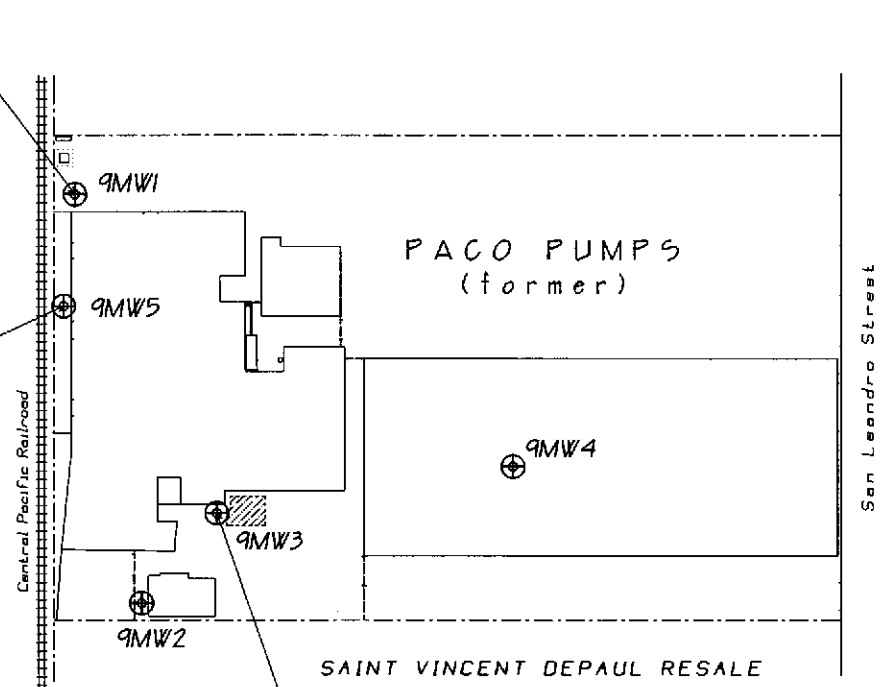
(mg/L)		(mg/L)			
TPH-Gasoline	ND(0.050)	Nitrate	17	D.O.	21.3%
Benzene	ND(0.0005)	Iron	ND(0.10)	D.O.	2.27 mg/L
Toluene	ND(0.0005)	Sulfate	94	O.R.P.	+90 mV
Ethyl Benzene	ND(0.0005)	Alkalinity	344		
Total Xylenes	ND(0.0005)				

9MW5 (Water Elev.:+8.11')
October 27, 2000 sampling results:

(mg/L)		(mg/L)			
TPH-Gasoline	ND(0.050)	Nitrate	ND(1.0)	D.O.	29.6%
Benzene	ND(0.0005)	Iron	0.92	D.O.	2.50 mg/L
Toluene	ND(0.0005)	Sulfate	27	O.R.P.	-45 mV
Ethyl Benzene	ND(0.0005)	Alkalinity	283		
Total Xylenes	ND(0.0005)				

9MW3 (Water Elev.:+8.25')
October 27, 2000 sampling results:

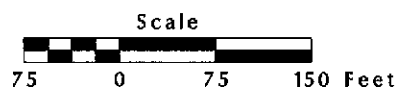
(mg/L)		(mg/L)			
TPH-Gasoline	19.000	Nitrate	ND(1.0)	D.O.	36.6%
Benzene	9.000	Iron	ND(0.10)	D.O.	3.03 mg/L
Toluene	1.000	Sulfate	1.0	O.R.P.	+19 mV
Ethyl Benzene	0.250	Alkalinity	580		
Total Xylenes	0.130				



Legend:

- ⊕ Monitoring Well
- TPH = Total Petroleum Hydrocarbons
- D.O. = Dissolved Oxygen (YSI 50B Meter)
- O.R.P. = Oxidation-Reduction Potential (Hanna Meter)
- ND(0.05) = Not Detected above laboratory detection limit in parentheses.

Well	Date Installed	Total Depth	Casing Diameter	Borehole Diameter	Screen Depth	Sand Pack Depth
9MW1	11-4-1992	21'	4"	8.5"	5.25'-20.25'	4.25'-21'
9MW3	11-4-1992	21'	4"	8.5"	5.25'-20.25'	4.25'-21'
9MW5	8-24-1994	21'	4"	8.5"	5.25'-20.25'	4.25'-21'



**October 27, 2000
Sampling Round 17
Groundwater Results**

Former PACO PUMPS
9201 San Leandro Street
Oakland, California

Prepared by
JONAS & ASSOCIATES INC.

Table A/GW1
 TPH-GASOLINE & BTEX GROUNDWATER RESULTS
 PACO PUMPS - 9201 SAN LEANDRO STREET

Sample I.D.	Sampling Date	Depth (feet)	Matrix	Lab	TPH-Gasoline (5030/8015M) (mg/L)	Benzene (602/8020) (mg/L)	Toluene (602/8020) (mg/L)	Ethyl Benzene (602/8020) (mg/L)	Total Xylenes (602/8020) (mg/L)	MTBE (8020A/8015M) (mg/L)
<u>Monitoring Well 9MW1</u>										
GW9-MW1-Q5	5/26/94	5¼'-20¼' _{screen}	water	CrLab	ND(0.050)	ND(0.0005)	ND(0.0005)	ND(0.0005)	ND(0.0005)	-
GW9-MW1-Q6	9/24/94	5¼'-20¼' _{screen}	water	CrLab	ND(0.050)	ND(0.0005)	ND(0.0005)	ND(0.0005)	ND(0.0005)	-
GW9-MW1-Q7	11/22/94	5¼'-20¼' _{screen}	water	CrLab	ND(0.050)	ND(0.0005)	ND(0.0005)	ND(0.0005)	ND(0.0005)	-
GW9-MW1-Q8	2/8/95	5¼'-20¼' _{screen}	water	CrLab	ND(0.050)	ND(0.0005)	ND(0.0005)	ND(0.0005)	ND(0.0005)	-
GW9-MW1-Q9	5/31/95	5¼'-20¼' _{screen}	water	CrLab	ND(0.050)	ND(0.0005)	ND(0.0005)	ND(0.0005)	ND(0.0005)	-
GW9-MW1-Q13	5/23/96	5¼'-20¼' _{screen}	water	CrLab	ND(0.050)	ND(0.0005)	ND(0.0005)	ND(0.0005)	ND(0.0005)	-
» 9MW1	10/27/00	5¼'-20¼' _{screen}	water	CrLab	ND(0.050)	ND(0.0005)	ND(0.0005)	ND(0.0005)	ND(0.0005)	-
<u>Monitoring Well 9MW2</u>										
GW9-MW2-Q1	11/16/92	5¼'-20¼' _{screen}	water	CrLab	ND(0.050)	ND(0.0005)	ND(0.0005)	ND(0.0005)	ND(0.0015)	-
GW9-MW2-Q2	3/9/93	5¼'-20¼' _{screen}	water	CrLab	ND(0.050)	ND(0.0005)	ND(0.0005)	ND(0.0005)	ND(0.0005)	-
GW9-MW2-Q3 ¹	7/21/93	5¼'-20¼' _{screen}	water	CrLab	ND(0.050)	ND(0.0005)	ND(0.0005)	ND(0.0005)	ND(0.0005)	-
GW9-MW2-Q4	1/29/94	5¼'-20¼' _{screen}	water	CrLab	ND(0.050)	ND(0.002) ²	ND(0.002) ²	ND(0.002) ²	ND(0.002) ²	-
GW9-MW2-Q5	5/26/94	5¼'-20¼' _{screen}	water	CrLab	ND(0.050)	0.0023	0.0008	ND(0.0005)	ND(0.0005)	-
GW9-MW2-Q6	9/24/94	5¼'-20¼' _{screen}	water	CrLab	ND(0.050)	0.0061	0.0014	0.0005	0.0006	-
GW9-MW2-Q7	11/22/94	5¼'-20¼' _{screen}	water	CrLab	ND(0.050)	0.0034	0.0018	ND(0.0005)	0.0005	-
GW9-MW2-Q8	2/8/95	5¼'-20¼' _{screen}	water	CrLab	ND(0.050)	0.0045	0.0013	ND(0.0005)	0.0005	-
GW9-MW2-Q10	8/9/95	5¼'-20¼' _{screen}	water	CrLab	ND(0.050)	ND(0.0005)	ND(0.0005)	ND(0.0005)	ND(0.0005)	-
GW9-MW2-Q12	2/29/96	5¼'-20¼' _{screen}	water	CrLab	ND(0.050)	ND(0.00050)	ND(0.00050)	ND(0.00050)	ND(0.00050)	-
<u>Monitoring Well 9MW3</u>										
GW9-MW3-Q1	11/16/92	5¼'-20¼' _{screen}	water	CrLab	40.000	2.900	6.700	0.550	1.700	-
GW9-MW3-Q2	3/9/93	5¼'-20¼' _{screen}	water	CrLab	12.000	1.000	0.300	0.110	0.170	-
GW9-MW3-Q3 ¹	7/21/93	5¼'-20¼' _{screen}	water	CrLab	3.400	0.420	0.063	0.036	0.037	-
GW9-MW3-Q4	1/29/94	5¼'-20¼' _{screen}	water	CrLab	5.600	0.910 ²	0.220 ²	0.047 ²	0.036 ²	-
GW9-MW3-Q5	5/26/94	5¼'-20¼' _{screen}	water	CrLab	5.200	0.890	0.180	0.045	0.043	-
GW9-MW3-Q6	9/24/94	5¼'-20¼' _{screen}	water	CrLab	5.200	0.580	0.076	0.029	0.022	-
GW9-MW3-Q7	11/22/94	5¼'-20¼' _{screen}	water	CrLab	2.200	0.670	0.130	0.031	0.028	-
GW9-MW3-Q8	2/8/95	5¼'-20¼' _{screen}	water	CrLab	2.900	0.780	0.120	0.031	0.033	-
GW9-MW3-Q9P	5/31/95	5¼'-20¼' _{screen}	water	CrLab	9.1	2.800	0.160	0.091	0.072	-
GW9-MW3-Q9	5/31/95	5¼'-20¼' _{screen}	water	CrLab	5.3	1.300	0.170	0.037	0.044	-

con't following page

TPH-GASOLINE & BTEX GROUNDWATER RESULTS
PACO PUMPS - 9201 SAN LEANDRO STREET

Sample I.D.	Sampling Date	Depth (feet)	Matrix	Lab	TPH-Gasoline (5030/8015M) (mg/L)	Benzene (602/8020) (mg/L)	Toluene (602/8020) (mg/L)	Ethyl Benzene (602/8020) (mg/L)	Total Xylenes (602/8020) (mg/L)	MTBE (8020A/8015M) (mg/L)
<i>Monitoring Well 9MW3^{cont}</i>										
GW9-MW3-Q10P	8/28/95	5¼'-20¼' _{screen}	water	CrLab	1.4	ND(0.0005)	ND(0.0005)	0.0017	0.0079	-
GW9-MW3-Q10	8/28/95	5¼'-20¼' _{screen}	water	CrLab	4.8	2.500	0.150	0.053	0.044	-
GW9-MW3-Q11P	11/29/95	5¼'-20¼' _{screen}	water	CrLab	3.0	0.780	0.043	0.032	0.032	-
GW9-MW3-Q11	11/29/95	5¼'-20¼' _{screen}	water	CrLab	2.4	0.830	0.038	0.021	0.016	-
GW9-MW3-Q12P	2/29/96	5¼'-20¼' _{screen}	water	CrLab	3.8	1.200	0.130	0.036	0.035	-
GW9-MW3-Q12	2/29/96	5¼'-20¼' _{screen}	water	CrLab	8.0	3.400	0.430	0.100	0.099	-
GW9-MW3-Q13P	5/23/96	5¼'-20¼' _{screen}	water	CrLab	6.900	3.300	0.340	0.071	0.074	-
GW9-MW3-Q13	5/23/96	5¼'-20¼' _{screen}	water	CrLab	4.300	3.200	0.350	0.072	0.074	-
GW9-MW3-Q14P	11/4/96	5¼'-20¼' _{screen}	water	CrLab	4.900	2.100	0.110	0.070	0.044	-
GW9-MW3-Q14	11/4/96	5¼'-20¼' _{screen}	water	CrLab	4.500	2.100	0.130	0.061	0.039	-
GW9-MW3-Q15	5/13/97	5¼'-20¼' _{screen}	water	CrLab	10.000	4.800	0.530	0.100	0.092	ND(0.100)
GW9-MW3-Q16	1/26/98	5¼'-20¼' _{screen}	water	CrLab	12.000	5.000	0.250	0.091	0.100	-
→ 9MW3	10/27/00	5¼'-20¼' _{screen}	water	CrLab	19.000	9.000	1.000	0.250	0.130	-
<i>Monitoring Well 9MW4</i>										
GW9-MW4-Q1	11/16/92	5¼'-20¼' _{screen}	water	CrLab	0.560	0.066	0.073	0.016	0.130	-
GW9-MW4-Q1	11/16/92	5¼'-20¼' _{screen}	water	CrLab	0.520	0.063	0.067	0.015	0.140	-
GW9-MW4-Q2	3/9/93	5¼'-20¼' _{screen}	water	CrLab	0.750	0.067	0.012	0.029	0.062	-
GW9-MW4-Q3	7/21/93	5¼'-20¼' _{screen}	water	CrLab	0.250	0.021	0.0042	0.0084	0.011	-
GW9-MW4-Q4	1/29/94	5¼'-20¼' _{screen}	water	CrLab	0.180	0.028	0.0022	0.0062	0.010	-
GW9-MW4-Q5	5/26/94	5¼'-20¼' _{screen}	water	CrLab	0.130	0.014	0.0032	0.0061	0.0047	-
GW9-MW4-Q6	9/24/94	5¼'-20¼' _{screen}	water	CrLab	0.070	0.0067	0.0009	0.0028	0.0026	-
GW9-MW4-Q7	11/22/94	5¼'-20¼' _{screen}	water	CrLab	0.090	0.016	0.0017	0.0056	0.0034	-
GW9-MW4-Q8	2/8/95	5¼'-20¼' _{screen}	water	CrLab	0.090	0.017	0.0013	0.0055	0.0030	-
GW9-MW4-Q9	5/31/95	5¼'-20¼' _{screen}	water	CrLab	0.08	0.013	0.0006	0.0023	0.0012	-
GW9-MW4-Q10	8/9/95	5¼'-20¼' _{screen}	water	CrLab	ND(0.05)	0.0036	ND(0.0005)	0.0014	0.0006	-
GW9-MW4-Q11	11/29/95	5¼'-20¼' _{screen}	water	CrLab	ND(0.05)	0.0045	0.0007	0.0010	0.0007	-
GW9-MW4-Q12	2/29/96	5¼'-20¼' _{screen}	water	CrLab	0.08	0.0074	0.0010	0.0032	0.0024	-
GW9-MW4-Q13	5/23/96	5¼'-20¼' _{screen}	water	CrLab	ND(0.050)	0.011	0.0020	0.0023	0.0019	-

Note: cont following page

TPH-GASOLINE & BTEX GROUNDWATER RESULTS
PACO PUMPS - 9201 SAN LEANDRO STREET

Sample I.D.	Sampling Date	Depth (feet)	Matrix	Lab	TPH-Gasoline (5030/8015M) (mg/L)	Benzene (602/8020/8015) (mg/L)	Toluene (602/8020/8015) (mg/L)	Ethyl Benzene (602/8020/8015) (mg/L)	Total Xylenes (602/8020/8015) (mg/L)	MTBE (8020A/8015M) (mg/L)
<u>Monitoring Well 9MW5</u>										
GW9-MW5-Q6	9/24/94	5¼'-20¼' ^{screen}	water	CrLab	ND(0.050)	ND(0.0005)	ND(0.0005)	ND(0.0005)	ND(0.0005)	-
GW9-MW5-Q7	11/22/94	5¼'-20¼' ^{screen}	water	CrLab	ND(0.050)	ND(0.0005)	ND(0.0005)	ND(0.0005)	ND(0.0005)	-
GW9-MW5-Q8	2/8/95	5¼'-20¼' ^{screen}	water	CrLab	ND(0.050)	ND(0.0005)	ND(0.0005)	ND(0.0005)	ND(0.0005)	-
GW90MW5-Q10	8/9/95	5¼'-20¼' ^{screen}	water	CrLab	ND(0.05)	ND(0.0005)	ND(0.0005)	ND(0.0005)	ND(0.0005)	-
GW90MW5-Q12	2/29/96	5¼'-20¼' ^{screen}	water	CrLab	ND(0.05)	0.0006	ND(0.0005)	ND(0.0005)	ND(0.0005)	-
GW90MW5-Q15	5/13/97	5¼'-20¼' ^{screen}	water	CrLab	ND(0.05)	ND(0.0005)	ND(0.0005)	ND(0.0005)	ND(0.0005)	-
» 9MW5	10/27/00	5¼'-20¼' ^{screen}	water	CrLab	ND(0.05)	ND(0.0005)	ND(0.0005)	ND(0.0005)	ND(0.0005)	-
<u>B1</u>										
B1-GW	2/3/97	15'-20' ^{screen}	water	CrLab	31.000	7.100	4.100	0.520	1.400	-
<u>B2</u>										
B1-GW	2/3/97	15'-20' ^{screen}	water	CrLab	41.000	14.000	2.600	0.740	1.700	-
<u>B3</u>										
B3-GW	2/2/98	15'-20' ^{screen}	water	CrLab	1.400	0.310	0.0099	0.027	0.056	-
<u>B4</u>										
B4-GW	2/2/98	15'-20' ^{screen}	water	CrLab	ND(0.050)	ND(0.0005)	ND(0.0005)	ND(0.0005)	ND(0.0005)	-

notes: TPH: Total Petroleum Hydrocarbons
 BTEX: Benzene, Toluene, Ethyl Benzene, Total Xylenes
¹ = probably corrected, apparently switched.
² = EPA Method 624
 ND(0.1) = Not Detected above the laboratory detection limit in parentheses.
 - = Not Analyzed.
 GW9-MW3-Q9P: Sampled prior to purging. For baseline study for use of Oxygen Release Compound (ORC).
 GW9-MW3-Q9: Sampled after purging. Installed ORC after collection of sample.
 GW9-MW3-QnP: Sampled after removal of ORC and prior to purging.
 GW9-MW3-Qn: Sampled after purging. n = 10, 11, 12, 13.

Table A/GW6
 INORGANIC GROUNDWATER RESULTS
 PACO PUMPS - 9201 SAN LEANDRO STREET

Sample I.D.	Sampling Date	Depth (feet)	Matrix	Lab	Nitrate (300.0) (mg/L)	Iron (6010B/3005A) (mg/L)	Sulfate (300.0) (mg/L)	Alkalinity (310.1) (mg/L)
<u>Monitoring Well 9MW1</u>								
9MW1	10/27/00	5¼'-20¼' _{screen}	water	CrLab GeoAnal	17	ND(0.10)	94	344
<u>Monitoring Well 9MW3</u>								
9MW3	10/27/00	5¼'-20¼' _{screen}	water	CrLab GeoAnal	ND(1.0)	ND(0.10)	1.0	580
<u>Monitoring Well 9MW5</u>								
9MW5	10/27/00	5¼'-20¼' _{screen}	water	CrLab GeoAnal	ND(1.0)	0.92	27	283

notes: GeoAnal: GeoAnalytical Laboratories, Inc.; CrLab: Chromalab Inc.
 ND(0.25) = Not Detected above the laboratory detection limit in parentheses.

Table A/GW7
 DISSOLVED OXYGEN & OXIDATION-REDUCTION POTENTIAL GROUNDWATER RESULTS
 PACO PUMPS - 9201 SAN LEANDRO STREET

Sample I.D.	Sampling Date	Depth (feet)	Matrix	Lab	Dissolved Oxygen (YSI 50B Meter) (%)	Dissolved Oxygen (YSI 50B Meter) (mg/L)	ORP (Hanna Meter) (mV)
<u>Monitoring Well 9MW1</u>							
9MW1	10/27/00	5¼'-20¼' _{screen}	water	Field	21.3%	2.27	+90 mV
<u>Monitoring Well 9MW3</u>							
9MW3	10/27/00	5¼'-20¼' _{screen}	water	Field	36.6%	3.03	+19 mV
<u>Monitoring Well 9MW5</u>							
9MW5	10/27/00	5¼'-20¼' _{screen}	water	Field	29.6%	2.50	-45 mV

notes:

CHROMALAB, INC.

1220 Quarry Lane - Pleasanton, California 94566-4756
925/484-1919 - Facsimile 925/484-1096

Reference #: _____

Chain of Custody

Environmental Services (SDB) (DOHS 1094)

DATE 10/27/00 PAGE 1 of 1

PROJECT INFORMATION					ANALYSIS REPORT					FIELD MEASUREMENTS			
					TPH-9/BTEX 8020A/8015M	Nitrate EPA 300	Ferrous Iron ¹ EPA 6010	Sulfate EPA 300	Alkalinity SM 310.3	NUMBER OF CONTAINERS	Dissolved Oxygen (DO) meter: <u>YSI Inc. Model 50B</u> Oxidation-Reduction Potential (ORP) meter: <u>Hanna Water Meter</u> DO: <u>21.3%</u> <u>2.27mg/L</u> ORP: <u>+90 mV</u> DO: <u>36.6%</u> <u>3.03mg/L</u> ORP: <u>+19 mV</u> DO: <u>29.6%</u> <u>2.50mg/L</u> ORP: <u>-45 mV</u>		
SAMPLE ID.	DATE	TIME	MATRIX	PRESERV.									
9MW1	10/27/00	1505	GW	☛	X	X	X	X	X	6			
9MW3	10/27/00	1530	GW	☛	X	X	X	X	X	6			
9MW5	10/27/00	1430	GW	☛	X	X	X	X	X	6			
PROJECT INFORMATION					SAMPLE RECEIPT					RELINQUISHED BY 1.			
PROJECT NAME: 9201 Paco GW		TOTAL NO. OF CONTAINERS		18	RELINQUISHED BY <u>Mark Jones</u> 1700 (SIGNATURE) (TIME)					RELINQUISHED BY 2.			
PROJECT NUMBER: PCO-220		HEAD SPACE			<u>Mark Jones</u> 10/27/00 (PRINTED NAME) (DATE)					RELINQUISHED BY 3.			
P.O.# DIR #45		RECD GOOD CONDITION/COLD			Jonas & Associates Inc. (COMPANY)								
CONFORMS TO RECORD													
TAT	STANDARD 5-DAY	24	48	72	RECEIVED BY 1.					RECEIVED BY 2.			
SPECIAL INSTRUCTIONS/COMMENTS:					RECEIVED BY <u>Denise Harrington</u> (SIGNATURE) (TIME)					RECEIVED BY 3.			
note: 1/ Field Filtered (0.45u) Ferrous Iron Samples.					<u>10/27/00</u> (PRINTED NAME) (DATE)					<u>1700</u> (SIGNATURE) (TIME)			
					Jonas & Associates Inc. (COMPANY)					Chromalab, Inc. (LAB)			

CHROMALAB, INC.

Environmental Services (SDB)

Submission #: 2000-10-0621

To: **Jonas & Associates, Inc.**Test Method: 8020
8015M

Attn.: Mark Jonas

Prep Method: 5030

Gas/BTEX

Sample ID:	9MW1	Lab Sample ID:	2000-10-0621-001
Project:	PCO-220 9201 Paco GW	Received:	10/27/2000 17:00
Sampled:	10/27/2000 15:05	Extracted:	11/01/2000 23:17
Matrix:	Water	QC-Batch:	2000/11/01-01.02

Compound	Result	Rep.Limit	Units	Dilution	Analyzed	Flag
Gasoline	ND	50	ug/L	1.00	11/01/2000 23:17	
Benzene	ND	0.50	ug/L	1.00	11/01/2000 23:17	
Toluene	ND	0.50	ug/L	1.00	11/01/2000 23:17	
Ethyl benzene	ND	0.50	ug/L	1.00	11/01/2000 23:17	
Xylene(s)	ND	0.50	ug/L	1.00	11/01/2000 23:17	
Surrogate(s)						
Trifluorotoluene	80.0	58-124	%	1.00	11/01/2000 23:17	
4-Bromofluorobenzene-FID	82.2	50-150	%	1.00	11/01/2000 23:17	

1220 Quarry Lane * Pleasanton, CA 94566-4756

Telephone: (925) 484-1919 * Facsimile: (925) 484-1096

CHROMALAB, INC.

Environmental Services (SDB)

Submission #: 2000-10-0621

To: **Jonas & Associates, Inc.**Test Method: 8020
8015M

Attn.: Mark Jonas

Prep Method: 5030

Gas/BTEX

Sample ID:	9MW3	Lab Sample ID:	2000-10-0621-002
Project:	PCO-220 9201 Paco GW	Received:	10/27/2000 17:00
Sampled:	10/27/2000 15:30	Extracted:	11/03/2000 14:09
Matrix:	Water	QC-Batch:	2000/11/03-01.05

Compound	Result	Rep.Limit	Units	Dilution	Analyzed	Flag
Gasoline	19000	5000	ug/L	100.00	11/03/2000 14:09	
Benzene	9000	50	ug/L	100.00	11/03/2000 14:09	
Toluene	1000	50	ug/L	100.00	11/03/2000 14:09	
Ethyl benzene	250	50	ug/L	100.00	11/03/2000 14:09	
Xylene(s)	130	50	ug/L	100.00	11/03/2000 14:09	
Surrogate(s)						
4-Bromofluorobenzene	113.0	50-150	%	1.00	11/03/2000 14:09	
4-Bromofluorobenzene-FID	92.6	50-150	%	1.00	11/03/2000 14:09	

1220 Quarry Lane * Pleasanton, CA 94566-4756
 Telephone: (925) 484-1919 * Facsimile: (925) 484-1096

CHROMALAB, INC.

Environmental Services (SDB)

Submission #: 2000-10-0621

To: **Jonas & Associates, Inc.**Test Method: 8020
8015M

Attn.: Mark Jonas

Prep Method: 5030

Gas/BTEX

Sample ID: 9MW5	Lab Sample ID: 2000-10-0621-003
Project: PCO-220 9201 Paco GW	Received: 10/27/2000 17:00
Sampled: 10/27/2000 14:30	Extracted: 11/02/2000 00:20
Matrix: Water	QC-Batch: 2000/11/01-01.02

Compound	Result	Rep.Limit	Units	Dilution	Analyzed	Flag
Gasoline	ND	50	ug/L	1.00	11/02/2000 00:20	
Benzene	ND	0.50	ug/L	1.00	11/02/2000 00:20	
Toluene	ND	0.50	ug/L	1.00	11/02/2000 00:20	
Ethyl benzene	ND	0.50	ug/L	1.00	11/02/2000 00:20	
Xylene(s)	ND	0.50	ug/L	1.00	11/02/2000 00:20	
Surrogate(s)						
Trifluorotoluene	84.9	58-124	%	1.00	11/02/2000 00:20	
4-Bromofluorobenzene-FID	82.7	50-150	%	1.00	11/02/2000 00:20	

CHROMALAB, INC.

Environmental Services (SDB)

Submission #: 2000-10-0621

To: **Jonas & Associates, Inc.**

Test Method: 6010B

Attn.: Mark Jonas

Prep Method: 3005A

Soluble Metals

Sample ID: 9MW1	Lab Sample ID: 2000-10-0621-001
Project: PCO-220 9201 Paco GW	Received: 10/27/2000 17:00
Sampled: 10/27/2000 15:05	Extracted: 11/01/2000 12:45
Matrix: Water	QC-Batch: 2000/11/01-02.15

Compound	Result	Rep.Limit	Units	Dilution	Analyzed	Flag
Iron	ND	0.10	mg/L	1.00	11/01/2000 15:24	

CHROMALAB, INC.

Environmental Services (SDB)

Submission #: 2000-10-0621

To: **Jonas & Associates, Inc.**

Test Method: 6010B

Attn.: Mark Jonas

Prep Method: 3005A

Soluble Metals

Sample ID:	9MW3	Lab Sample ID:	2000-10-0621-002
Project:	PCO-220 9201 Paco GW	Received:	10/27/2000 17:00
Sampled:	10/27/2000 15:30	Extracted:	11/01/2000 12:45
Matrix:	Water	QC-Batch:	2000/11/01-02.15

Compound	Result	Rep.Limit	Units	Dilution	Analyzed	Flag
Iron	ND	0.10	mg/L	1.00	11/01/2000 15:51	

CHROMALAB, INC.

Environmental Services (SDB)

Submission #: 2000-10-0621

To: **Jonas & Associates, Inc.**

Test Method: 6010B

Attn.: Mark Jonas

Prep Method: 3005A

Soluble Metals

Sample ID:	9MW5	Lab Sample ID:	2000-10-0621-003
Project:	PCO-220 9201 Paco GW	Received:	10/27/2000 17:00
Sampled:	10/27/2000 14:30	Extracted:	11/01/2000 12:45
Matrix:	Water	QC-Batch:	2000/11/01-02.15

Compound	Result	Rep.Limit	Units	Dilution	Analyzed	Flag
Iron	0.92	0.10	mg/L	1.00	11/01/2000 15:55	

1220 Quarry Lane * Pleasanton, CA 94566-4756

Telephone: (925) 484-1919 * Facsimile: (925) 484-1096

GeoAnalytical Laboratories, Inc.

1405 Kansas Avenue Modesto, CA 95351 Phone (209) 572-0900 Fax (209) 572-0916

CERTIFICATE OF ANALYSIS

Report # L304-15

Date: 11/02/00

Chromalab
1220 Quarry Lane
Pleasanton

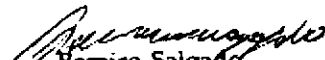
Project: 2000-10-0621
CA 94566-4756

PO#

Date Rec'd: 10/30/00
Date Started: 10/30/00
Date Completed: 10/31/00

Date Sampled: 10/27/00
Time:
Sampler:

Sample ID	Lab ID	RL	Method	Analyte	Results	Units
9MW1	L310777	10	310.1	Total Alkalinity	344	mg/L
		1.0	300.0	Nitrate (NO3)	17	mg/L
		1.0	300.0	Sulfate	94	mg/L
9MW3	L310778	10	310.1	Total Alkalinity	580	mg/L
		1.0	300.0	Nitrate (NO3)	ND	mg/L
		1.0	300.0	Sulfate	1.0	mg/L
9MW5	L310779	10	310.1	Total Alkalinity	283	mg/L
		1.0	300.0	Nitrate (NO3)	ND	mg/L
		1.0	300.0	Sulfate	27	mg/L


Ramiro Salgado
Chemist

Certification # 1157


Donna Keller
Laboratory Director