



PACIFIC
ENVIRONMENTAL
GROUP, INC.

98 APR 19 10 30 21

April 12, 1993
Project 305-85.01

Mr. Dan Kirk
Shell Oil Company
P.O. Box 5278
Concord, California 94520

Re: Shell Service Station
230 West MacArthur Boulevard at Piedmont Avenue
Oakland, California
WIC No 204-5508-0703

Dear Mr. Kirk:

This letter presents the results of the first quarter 1993 monitoring program for Shell Oil Company (Shell) prepared by Pacific Environmental Group, Inc. (PACIFIC) for the above referenced site (Figures 1 and 2).

FINDINGS


Groundwater monitoring wells were gauged and sampled by Blaine Tech Services, Inc. (Blaine) at the direction of PACIFIC on February 18, 1993. Groundwater elevation contours for the sampling date are shown on Figure 2. Table 1 presents groundwater elevation data.


Groundwater analytical data are presented in Table 2. Total petroleum hydrocarbons calculated as gasoline (TPH-g) and benzene concentrations for the February 1993 sampling event are shown on Figure 3. Blaine's groundwater sampling report is presented as Attachment A. The laboratory noted that concentrations reported as gasoline in Wells MW-1, MW-2, MW-3, and the duplicate sample are primarily due to the presence of a discrete hydrocarbon peak not indicative of gasoline.

If you have any questions regarding the contents of this letter, please call.

Sincerely,

Pacific Environmental Group, Inc.


Michael Hurd
Project Geologist
RG 5319



- Attachments:
- Table 1 - Groundwater Elevation Data
 - Table 2 - Groundwater Analytical Data -
Total Petroleum Hydrocarbons
(TPH as Gasoline and BTEX Compounds)
 - Figure 1 - Site Location Map
 - Figure 2 - Groundwater Elevation Contour Map
 - Figure 3 - TPH-g/Benzene Concentration Map
 - Attachment A - Groundwater Sampling Report

- cc: Ms. Lisa McCann, California Regional Water Quality Control Board
Bay Area Region
Mr. Craig Mayfield, Alameda County Flood Control and Water
Conservation District
Mr. Gil Wistar, Alameda County Health Department

Table 1
Groundwater Elevation Data

Shell Service Station
230 West MacArthur Boulevard at Piedmont Avenue
Oakland, California

Well Number	Date Gauged	Well Elevation (feet, MSL)	Depth to Water (feet, TOC)	Groundwater Elevation (feet, MSL)
MW-1	07/14/88	73.89	13.30	60.59
	10/04/88		13.65	60.24
	11/10/88		13.55	60.34
	12/09/88		13.22	60.67
	01/10/89		12.86	61.03
	01/20/89		12.91	60.98
	02/06/89		12.94	60.95
	03/10/89		12.59	61.30
	06/06/89		14.05	59.84
	09/07/89		14.92	58.97
	12/18/89		14.88	59.01
	03/08/90		14.08	59.81
	06/07/90		13.89	60.00
	09/05/90		14.83	59.06
	12/03/90		15.05	58.84
	03/01/91		14.34	59.55
	06/03/91		14.16	59.73
	09/04/91		14.60	59.29
	03/13/92		13.40	60.49
	06/03/92		13.76	60.13
08/19/92	14.57	59.32		
11/16/92	14.78	59.11		
02/18/93	12.14	61.75		
MW-2	07/14/88	75.24	15.18	60.06
	10/04/88		15.30	59.94
	11/10/88		15.17	60.07
	12/09/88		14.82	60.42
	01/20/89		14.54	60.70
	02/06/89		14.59	60.65
	03/10/89		14.88	60.36
	06/06/89		15.30	59.94
	09/07/89		16.76	58.48
	12/18/89		16.65	58.59
	03/08/90		15.92	59.32
	06/07/90		16.10	59.14
	09/05/90		16.61	58.63
	12/03/90		17.06	58.18
	03/01/91		16.62	58.62
	06/03/91		16.65	58.59
	09/04/91		16.57	58.67
	03/13/92		14.66	60.58
	06/03/92		15.90	59.34
	08/19/92		16.72	58.52
11/16/92	16.66	58.58		
02/18/93	13.88	61.36		

Table 1 (continued)
Groundwater Elevation Data

Shell Service Station
230 West MacArthur Boulevard at Piedmont Avenue
Oakland, California

Well Number	Date Gauged	Well Elevation (feet, MSL)	Depth To Water (feet, TOC)	Groundwater Elevation (feet, MSL)
MW-3	07/14/88	74.68	14.05	60.63
	10/04/88		14.60	60.08
	11/10/88		14.35	60.33
	12/09/88		14.04	60.64
	01/10/89		13.70	60.98
	01/20/89		13.72	60.96
	02/06/89		13.75	60.93
	03/10/89		13.42	61.26
	06/06/89		14.52	60.16
	09/07/89		15.52	59.16
	12/18/89		19.59	55.09
	03/08/90		14.72	59.96
	06/07/90		14.65	60.03
	09/05/90		15.51	59.17
	12/03/90		14.85	59.83
	03/01/91		14.92	59.76
	06/03/91		14.75	59.93
	09/04/91		15.14	59.54
	03/13/92		13.50	61.18
	06/03/92		14.39	60.29
08/19/92	15.08	59.60		
11/16/92	15.43	59.25		
02/18/93	12.96	61.72		
MW-4	01/23/90	73.83	14.68	59.15
	03/08/90		14.38	59.45
	06/07/90		14.27	59.56
	09/05/90		15.40	58.43
	12/03/90		15.90	57.93
	06/03/91		14.60	59.23
	09/04/91		15.25	58.58
	03/13/92		12.72	61.11
	06/03/92		14.33	59.50
	08/19/92		15.18	58.65
	11/16/92		15.39	58.44
	02/18/93		12.62	61.21
	MSL = Mean sea level TOC = Top of casing			

Table 2
Groundwater Analytical Data
 Total Petroleum Hydrocarbons
 (TPH as Gasoline and BTEX Compounds)

Shell Service Station
 230 West MacArthur Boulevard at Piedmont Avenue
 Oakland, California

Well Number	Date Sampled	TPH as Gasoline (ppb)	Benzene (ppb)	Toluene (ppb)	Ethylbenzene (ppb)	Xylenes (ppb)
MW-1	07/14/88	ND	ND	ND	ND	ND
	10/04/88	ND	8	4.3	ND	9
	11/10/88	ND	ND	ND	ND	ND
	12/09/88	ND	ND	ND	ND	ND
	01/10/89	ND	ND	ND	ND	NA
	01/20/89	ND	ND	NA	NA	ND
	02/06/89	ND	ND	ND	ND	ND
	03/10/89	ND	ND	ND	ND	ND
	06/06/89	ND	ND	ND	ND	ND
	09/07/89	ND	ND	ND	ND	ND
	12/18/89	ND	ND	ND	ND	ND
	03/08/90	ND	ND	ND	ND	ND
	06/07/90	ND	ND	ND	ND	ND
	09/05/90	ND	ND	ND	ND	ND
	12/03/90	ND	ND	ND	ND	ND
	03/01/91	ND	ND	ND	ND	ND
	06/03/91	ND	ND	ND	ND	ND
	09/04/91	ND	ND	ND	ND	ND
	03/13/92	ND	ND	ND	ND	ND
	06/03/92	ND	ND	ND	ND	ND
08/19/92	87	ND	ND	ND	ND	
11/16/92	ND	ND	ND	ND	ND	
02/18/93	59*	ND	ND	ND	ND	ND
MW-2	07/14/88	ND	7.9	2.6	1.1	4
	10/04/88	90	ND	1.3	2.3	12
	11/10/88	ND	ND	ND	ND	2
	12/09/88	ND	ND	0.6	ND	3
	01/20/89	ND	ND	ND	ND	ND
	02/06/89	NA	ND	ND	ND	ND
	03/10/89	ND	ND	ND	ND	ND
	06/06/89	ND	ND	0.5	ND	ND
	09/07/89	ND	ND	ND	ND	ND
	12/18/89	ND	ND	ND	ND	ND
	03/08/90	ND	ND	ND	ND	ND
	06/07/90	ND	ND	ND	ND	ND
	09/05/90	ND	ND	ND	ND	ND
12/03/90	ND	ND	ND	ND	ND	

Table 2 (continued)
Groundwater Analytical Data
 Total Petroleum Hydrocarbons
 (TPH as Gasoline and BTEX Compounds)

Shell Service Station
 230 West MacArthur Boulevard at Piedmont Avenue
 Oakland, California

Well Number	Date Sampled	TPH as Gasoline (ppb)	Benzene (ppb)	Toluene (ppb)	Ethylbenzene (ppb)	Xylenes (ppb)
MW-2 (cont.)	03/01/91	ND	ND	ND	ND	ND
	06/03/91	ND	ND	ND	ND	ND
	09/04/91	ND	ND	ND	ND	ND
	03/13/92	ND	ND	ND	ND	ND
	06/03/92	ND	ND	ND	ND	ND
	08/19/92	67	ND	ND	ND	ND
	11/16/92	50	ND	ND	ND	1.2
	02/18/93	52*	ND	ND	ND	ND
	02/18/93(D)	52*	ND	ND	ND	ND
	MW-3	07/14/88	ND	ND	ND	ND
10/04/88		ND	ND	ND	ND	5
11/10/88		ND	ND	ND	ND	ND
12/09/88		ND	ND	ND	ND	ND
01/10/89		ND	ND	ND	ND	NA
01/20/89		NA	NA	ND	ND	ND
02/06/89		70	ND	ND	ND	ND
03/10/89		150	ND	ND	ND	ND
06/06/89		ND	ND	ND	ND	ND
09/07/89		ND	0.65	ND	ND	ND
12/06/89		46	1.3	ND	0.44	0.66
03/08/90		ND	ND	ND	ND	ND
06/07/90		ND	ND	ND	ND	ND
09/05/91		ND	ND	ND	ND	ND
12/03/90		ND	ND	ND	ND	ND
03/01/91		1.9	59	ND	22	ND
06/03/91		ND	ND	ND	ND	ND
09/04/91		ND	ND	ND	ND	ND
03/13/92		ND	ND	ND	ND	ND
06/03/92		ND	ND	ND	ND	ND
08/19/92		92	ND	ND	ND	ND
08/19/92(D)		76	ND	ND	ND	ND
11/16/92		200*	ND	ND	ND	ND
11/16/92(D)		140*	ND	ND	ND	ND
02/18/93	680*	ND	ND	ND	ND	

Table 2 (continued)
Groundwater Analytical Data
 Total Petroleum Hydrocarbons
 (TPH as Gasoline and BTEX Compounds)

Shell Service Station
 230 West MacArthur Boulevard at Piedmont Avenue
 Oakland, California

Well Number	Date Sampled	TPH as Gasoline (ppb)	Benzene (ppb)	Toluene (ppb)	Ethylbenzene (ppb)	Xylenes (ppb)	
MW-4	01/23/90	1,600	100	10	30	20	
	03/08/90	4,200	260	18	88	39	
	06/07/90	2,000	150	6.9	14	17	
	09/05/90	1,700	130	10	7.2	19	
	12/03/90	2,600	108	41	17	59	
	06/03/91	2,800	160	15	8.8	32	
	09/04/91	----- Separate-Phase Hydrocarbon Sheen -----					
	03/13/92	2,700	180	70	5.9	29	
	06/03/92	1,700	190	ND	30	23	
	08/19/92	170	4.2	ND	0.6	1.0	
	11/16/92	2,600	92	49	50	81	
	02/18/93	7,400	120	38	51	87	

ppb = Parts per billion
 ND = Not detected
 NA = Not analyzed
 (D) = Duplicate sample

* The concentrations reported as gasoline are primarily due to the presence of a discrete hydrocarbon peak not indicative of gasoline.
 See certified analytical results for detection limits.

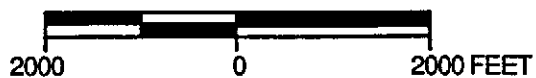


QUADRANGLE LOCATION

REFERENCES:

USGS 7.5 MIN. TOPOGRAPHIC MAP
 TITLED: OAKLAND WEST, CALIFORNIA
 DATED: 1959 REVISED: 1980
 TITLED: OAKLAND EAST, CALIFORNIA
 DATED: 1959 REVISED: 1980

SCALE

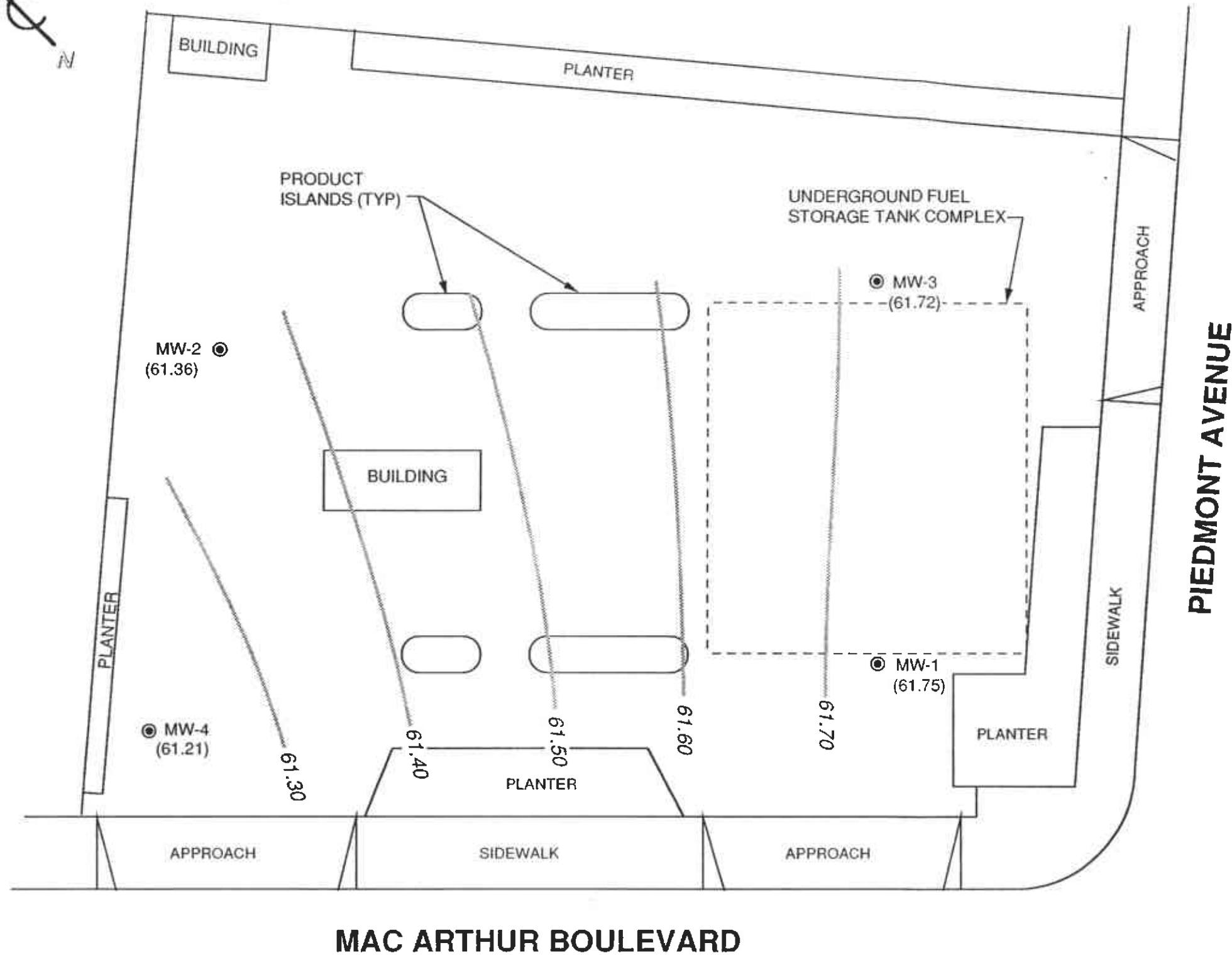


PACIFIC ENVIRONMENTAL GROUP INC.

SHELL SERVICE STATION
 230 Mac Arthur Boulevard at Piedmont Avenue
 Oakland, California

SITE LOCATION MAP

FIGURE:
1
PROJECT:
 305-85.01



- LEGEND**
- MW-1 GROUNDWATER MONITORING WELL LOCATION AND DESIGNATION
 - (61.72) GROUNDWATER ELEVATION IN FEET - MSL, 2-18-93
 - 61.30 GROUNDWATER ELEVATION CONTOUR IN FEET - MSL, 2-18-93

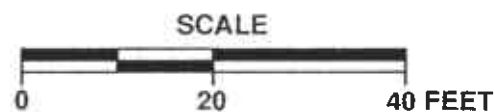


APPROXIMATE DIRECTION
OF GROUNDWATER FLOW

APPROXIMATE GRADIENT = 0.004



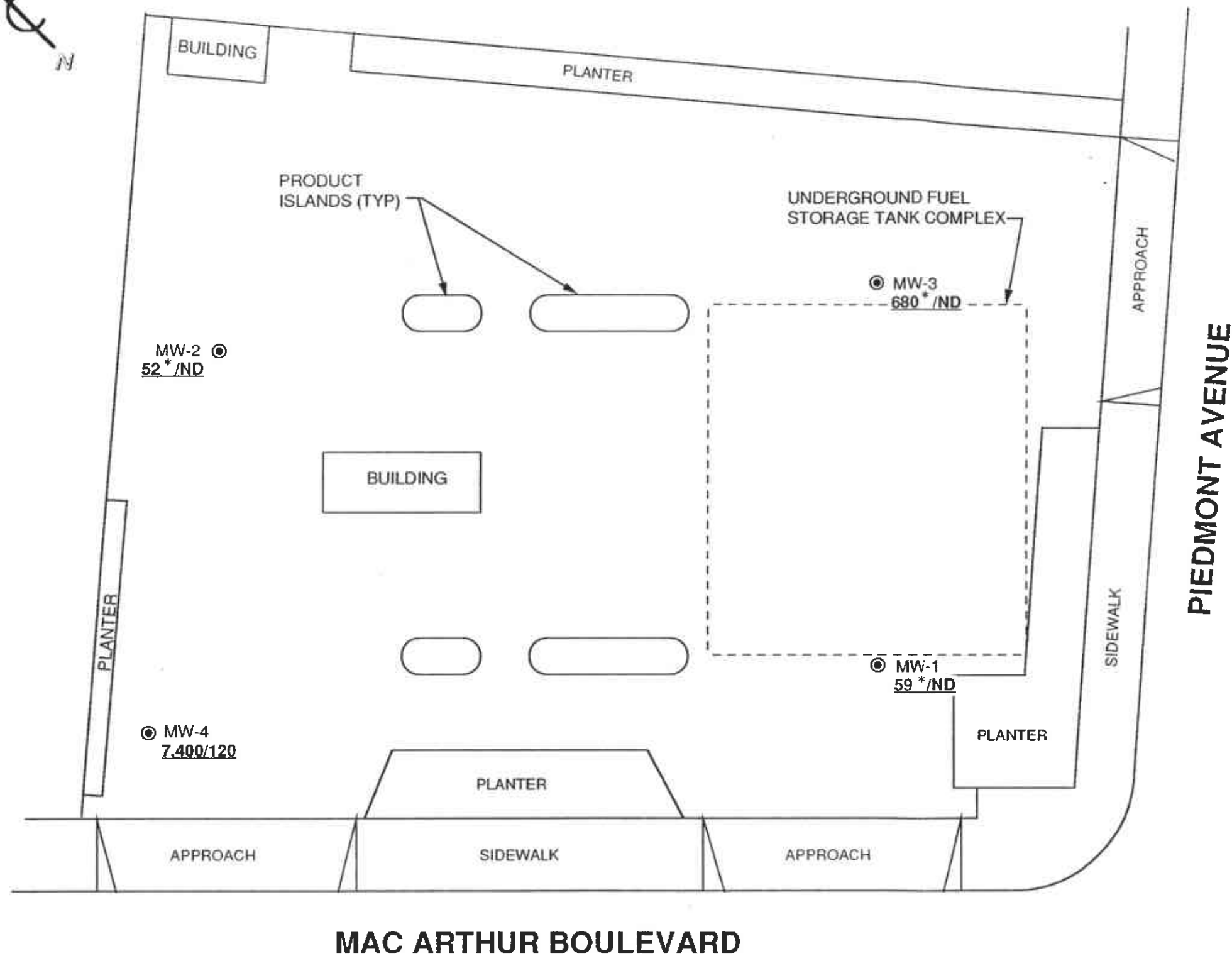
PACIFIC
ENVIRONMENTAL
GROUP, INC.



SHELL SERVICE STATION
230 West MacArthur Boulevard at Piedmont Avenue
Oakland, California

GROUNDWATER ELEVATION CONTOUR MAP

FIGURE:
2
PROJECT:
305-85.01



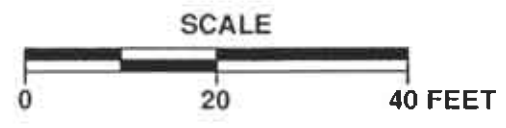
- LEGEND**
- MW-1 GROUNDWATER MONITORING WELL LOCATION AND DESIGNATION
 - 7,400/120 TPH-g/BENZENE CONCENTRATION IN GROUNDWATER, IN PARTS PER BILLION, 2-18-93
 - ND** NOT DETECTED
 - * NOT INDICATIVE OF GASOLINE



MAC ARTHUR BOULEVARD



PACIFIC ENVIRONMENTAL GROUP, INC.



SHELL SERVICE STATION
230 West MacArthur Boulevard at Piedmont Avenue
Oakland, California


TPH-g/BENZENE CONCENTRATION MAP

FIGURE: **3**
PROJECT: 305-85.01

ATTACHMENT A
GROUNDWATER SAMPLING REPORT



BLAINE TECH SERVICES



985 TIMOTHY DRIVE
SAN JOSE, CA 95133
(408) 995-5535
FAX (408) 293-8773

March 4, 1993

Shell Oil Company
P.O. Box 5278
Concord, CA 94520-9998

Attn: Daniel T. Kirk

SITE:
Shell WIC # 204-5508-0703
230 West MacArthur Blvd.
Oakland, California

QUARTER:
1st quarter of 1993

QUARTERLY GROUNDWATER SAMPLING REPORT 930218-Y-2

This report contains data collected during routine inspection, gauging and sampling of groundwater monitoring wells performed by Blaine Tech Services, Inc. in response to the request of the consultant who is overseeing work at this site on behalf of our mutual client, Shell Oil Company. Data collected in the course of our field work is presented in a **TABLE OF WELL GAUGING DATA**. The field information was collected during our preliminary gauging and inspection of the wells, the subsequent evacuation of each well prior to sampling, and at the time of sampling.

Measurements taken include the total depth of the well and the depth to water. The surface of the water was further inspected for the presence of immiscibles which may be present as a thin film (a sheen on the surface of the water) or as a measurable free product zone (FPZ). At intervals during the evacuation phase, the purge water was monitored with instruments that measure electrical conductivity (EC), potential hydrogen (pH), temperature (degrees Fahrenheit), and turbidity (NTU). In the interest of simplicity, fundamental information is tabulated here, while the bulk of the information is turned over directly to the consultant who is making professional interpretations and evaluations of the conditions at the site.

TABLE OF WELL GAUGING DATA

WELL I.D.	WELL DIAMETER (inches)	DATA COLLECTION DATE	MEASUREMENTS REFERENCED TO	QUALITATIVE OBSERVATIONS (sheen)	DEPTH TO FIRST IMMISCIBLE LIQUID (FPZ) (feet)	THICKNESS OF IMMISCIBLE LIQUID ZONE (feet)	VOLUME OF IMMISCIBLES REMOVED (ml)	DEPTH TO WATER (feet)	DEPTH TO WELL BOTTOM (feet)
MW-1	4	02-18-93	TOP OF PIPE	--	NONE	--	--	12.14	29.48
MW-2 *	4	02-18-93	TOP OF PIPE	--	NONE	--	--	13.88	27.74
MW-3	4	02-18-93	TOP OF PIPE	--	NONE	--	--	12.96	28.14
MW-4	4	02-18-93	TOP OF PIPE	--	NONE	--	--	12.62	23.90

* Sample DUP was a duplicate sample taken from well MW-2.

STANDARD PROCEDURES

Evacuation

Groundwater wells are thoroughly purged before sampling to insure that the sample is collected from water that has been newly drawn into the well from the surrounding geologic formation. The selection of equipment to evacuate each well is based on the physical characteristics of the well and what is known about the performance of the formation in which the well has been installed. There are several suitable devices which can be used for evacuation. The most commonly employed devices are air or gas actuated pumps, electric submersible pumps, and hand or mechanically actuated bailers. Our personnel frequently employ USGS/Middleburg positive displacement pumps or similar air actuated pumps which do not agitate the water standing in the well.

Normal evacuation removes three case volumes of water from the well. More than three case volumes of water may be removed in cases where more evacuation is needed to achieve stabilization of water parameters. Less than three case volumes of water may be obtained in cases where the well dewateres and does not recharge to 80% of its original volume within two hours and any additional time our personnel have reason to remain at the site. In such cases, our personnel return to the site within twenty four hours and collect sample material from the water which has recharged into the well case.

Decontamination

All apparatus is brought to the site in clean and serviceable condition. The equipment is decontaminated after each use and before leaving the site.

Free Product Skimmer

The column headed, VOLUME OF IMMISCIBLES REMOVED (ml) is included in the TABLE OF WELL GAUGING DATA to cover situations where a free product skimming device must be removed from the well prior to gauging. Skimmers are installed in wells with a free product zone on the surface of the water. The skimmer is a free product recovery device which often prevents normal well gauging and free product zone measurements. The 2.0" and 3.0" PetroTraps fall into the category of devices that obstruct normal gauging. In cases where the consultant elects to have our personnel pull the skimmers out of the well and gauge the well, our personnel perform the additional task of draining the accumulated free product out of the PetroTrap before putting it back in the well. This recovered free product is measured and logged in the VOLUME OF IMMISCIBLES REMOVED column. Gauging at such site is performed in accordance with specific directions from the professional consulting firm overseeing work at the site on Shell's behalf.

Sample Containers

Sample material is collected in specially prepared containers which are provided by the laboratory that performs the analyses.

Sampling

Sample material is collected in stainless steel bailer type devices normally fitted with both a top and a bottom check valve. Water is promptly decanted into new sample containers in a manner which reduces the loss of volatile constituents and follows the applicable EPA standard for handling volatile organic and semi-volatile compounds.

Following collection, samples are promptly placed in an ice chest containing prefrozen blocks of an inert ice substitute such as Blue Ice or Super Ice. The samples are maintained in either an ice chest or a refrigerator until delivered into the custody of the laboratory.

Sample Designations

All sample containers are identified with a site designation and a discrete sample identification number specific to that particular groundwater well. Additional standard notations (e.g. time, date, sampler) are also made on the label. Either the requested analyses or the specific analytes are written on the sample label (e.g. TPH-G, BTEX).

Chain of Custody

Samples are continuously maintained in an appropriate cooled container while in our custody and until delivered to the laboratory under a standard Shell Oil Company chain of custody. If the samples are taken charge of by a different party (such as another person from our office, a courier, etc.) prior to being delivered to the laboratory, appropriate release and acceptance records are made on the chain of custody (time, date, and signature of the person releasing the samples followed by the time, date and signature of the person accepting custody of the samples).

Hazardous Materials Testing Laboratory

The samples obtained at this site were delivered to Anametrix, Inc. in San Jose, California. Anametrix, Inc. is a California Department of Health Services certified Hazardous Materials Testing Laboratory and is listed as DOHS HMTL #1234.

Objective Information Collection


Blaine Tech Services, Inc. performs specialized environmental sampling and documentation as an independent third party. In order to avoid compromising the objectivity necessary for the proper and disinterested performance of this work, Blaine Tech Services, Inc.

performs no consulting and does not become involved in the marketing or installation of remedial systems of any kind. Blaine Tech Services, Inc. is concerned only with the generation of objective information, not with the use of that information to support evaluations and recommendations concerning the environmental condition of the site. Even the straightforward interpretation of objective analytical data is better performed by interested regulatory agencies, and those engineers and geologists who are engaged in the work of providing professional opinions about the site and proposals to perform additional investigation or design remedial systems.

Reportage

Submission of this report and the attached laboratory report to interested regulatory agencies is handled by the consultant in charge of the project. Any professional evaluations or recommendations will be made by the consultant under separate cover.

Please call if we can be of any further assistance.



Richard C. Blaine

RCB/lpn

attachments: chain of custody
certified analytical report

cc: Pacific Environmental Group, Inc.
2025 Gateway Place, Suite #440
San Jose, CA 95110
ATTN: Rhonda Barrick

9302286 (18) 17:25

 SHELL OIL COMPANY RETAIL ENVIRONMENTAL ENGINEERING - WEST										CHAIN OF CUSTODY RECORD Serial No: _____										Date: _____ Page 1 of 1																																																																																																																																					
Site Address: <u>230 MacArthur Bldg. OAKLAND</u>										Analysis Required										LAB: <u>ANAMETIX</u>																																																																																																																																					
WIC#: <u>204-5508-0703</u>										<table border="1"> <tr> <td>CHECK ONE (1) BOX ONLY</td> <td>C1/D1</td> <td>TURN AROUND TIME</td> </tr> <tr> <td>Quantity Monitoring <input checked="" type="checkbox"/></td> <td>6441</td> <td>24 hours <input type="checkbox"/></td> </tr> <tr> <td>Site Investigation <input type="checkbox"/></td> <td>6441</td> <td>48 hours <input type="checkbox"/></td> </tr> <tr> <td>Soil Classify/Disposal <input type="checkbox"/></td> <td>6442</td> <td>15 days <input checked="" type="checkbox"/> (Normal)</td> </tr> <tr> <td>Water Classify/Disposal <input type="checkbox"/></td> <td>6443</td> <td>Other <input type="checkbox"/></td> </tr> <tr> <td>Soil/Air Rem. or Sys. O & M <input type="checkbox"/></td> <td>6452</td> <td rowspan="2">NOTE: If only lab at 1000 as possible of 24/48 hrs. TAT.</td> </tr> <tr> <td>Water Rem. or Sys. O & M <input type="checkbox"/></td> <td>6453</td> </tr> <tr> <td>Other <input type="checkbox"/></td> <td></td> <td></td> </tr> </table>										CHECK ONE (1) BOX ONLY	C1/D1	TURN AROUND TIME	Quantity Monitoring <input checked="" type="checkbox"/>	6441	24 hours <input type="checkbox"/>	Site Investigation <input type="checkbox"/>	6441	48 hours <input type="checkbox"/>	Soil Classify/Disposal <input type="checkbox"/>	6442	15 days <input checked="" type="checkbox"/> (Normal)	Water Classify/Disposal <input type="checkbox"/>	6443	Other <input type="checkbox"/>	Soil/Air Rem. or Sys. O & M <input type="checkbox"/>	6452	NOTE: If only lab at 1000 as possible of 24/48 hrs. TAT.	Water Rem. or Sys. O & M <input type="checkbox"/>	6453	Other <input type="checkbox"/>																																																																																																																	
CHECK ONE (1) BOX ONLY	C1/D1	TURN AROUND TIME																																																																																																																																																							
Quantity Monitoring <input checked="" type="checkbox"/>	6441	24 hours <input type="checkbox"/>																																																																																																																																																							
Site Investigation <input type="checkbox"/>	6441	48 hours <input type="checkbox"/>																																																																																																																																																							
Soil Classify/Disposal <input type="checkbox"/>	6442	15 days <input checked="" type="checkbox"/> (Normal)																																																																																																																																																							
Water Classify/Disposal <input type="checkbox"/>	6443	Other <input type="checkbox"/>																																																																																																																																																							
Soil/Air Rem. or Sys. O & M <input type="checkbox"/>	6452	NOTE: If only lab at 1000 as possible of 24/48 hrs. TAT.																																																																																																																																																							
Water Rem. or Sys. O & M <input type="checkbox"/>	6453																																																																																																																																																								
Other <input type="checkbox"/>																																																																																																																																																									
Shell Engineer: <u>Daniel T Kirk</u>					Phone No.: <u>510</u> Fax #: <u>625-6171</u>					<table border="1"> <tr> <td>TPH (EPA 8015 Mod. Gas)</td> <td>TPH (EPA 8015 Mod. Diesel)</td> <td>BTEX (EPA 8020/602)</td> <td>Volatile Organics (EPA 8240)</td> <td>Test for Disposal</td> <td>Combination TPH 8015 & BTEX 8020</td> <td>Asbestos</td> <td>Container Size</td> <td>Preparation Used</td> <td>Composite Y/N</td> </tr> <tr> <td></td> <td></td> <td></td> <td></td> <td></td> <td></td> <td></td> <td></td> <td></td> <td></td> </tr> </table>					TPH (EPA 8015 Mod. Gas)	TPH (EPA 8015 Mod. Diesel)	BTEX (EPA 8020/602)	Volatile Organics (EPA 8240)	Test for Disposal	Combination TPH 8015 & BTEX 8020	Asbestos	Container Size	Preparation Used	Composite Y/N																																																																																																																																	
TPH (EPA 8015 Mod. Gas)	TPH (EPA 8015 Mod. Diesel)	BTEX (EPA 8020/602)	Volatile Organics (EPA 8240)	Test for Disposal	Combination TPH 8015 & BTEX 8020	Asbestos	Container Size	Preparation Used	Composite Y/N																																																																																																																																																
Consultant Name & Address: <u>Blaine Tech Services</u>																																																																																																																																																									
Consultant Contact: <u>Glen Bennett</u>					Phone No.: <u>408</u> Fax #: <u>995-5535</u>					<table border="1"> <thead> <tr> <th>Sample ID</th> <th>Date</th> <th>Sludge</th> <th>Soil</th> <th>Water</th> <th>Air</th> <th>No. of conts.</th> <th>TPH (EPA 8015 Mod. Gas)</th> <th>TPH (EPA 8015 Mod. Diesel)</th> <th>BTEX (EPA 8020/602)</th> <th>Volatile Organics (EPA 8240)</th> <th>Test for Disposal</th> <th>Combination TPH 8015 & BTEX 8020</th> <th>Asbestos</th> <th>Container Size</th> <th>Preparation Used</th> <th>Composite Y/N</th> <th>MATERIAL DESCRIPTION</th> <th>SAMPLE CONDITION/ COMMENTS</th> </tr> </thead> <tbody> <tr> <td>① MW-1</td> <td>2-18</td> <td></td> <td></td> <td>X</td> <td></td> <td>3</td> <td>X</td> <td>X</td> <td></td> <td></td> <td></td> <td></td> <td></td> <td></td> <td></td> <td></td> <td></td> <td></td> <td></td> </tr> <tr> <td>② MW-2</td> <td></td> <td></td> <td></td> <td>X</td> <td></td> <td>3</td> <td>X</td> <td>X</td> <td></td> <td></td> <td></td> <td></td> <td></td> <td></td> <td></td> <td></td> <td></td> <td></td> <td></td> </tr> <tr> <td>③ MW-3</td> <td></td> <td></td> <td></td> <td>X</td> <td></td> <td>3</td> <td>X</td> <td>X</td> <td></td> <td></td> <td></td> <td></td> <td></td> <td></td> <td></td> <td></td> <td></td> <td></td> <td></td> </tr> <tr> <td>④ MW-4</td> <td></td> <td></td> <td></td> <td>X</td> <td></td> <td>3</td> <td>X</td> <td>X</td> <td></td> <td></td> <td></td> <td></td> <td></td> <td></td> <td></td> <td></td> <td></td> <td></td> <td></td> </tr> <tr> <td>⑤ Dup</td> <td></td> <td></td> <td></td> <td>X</td> <td></td> <td>3</td> <td>X</td> <td>X</td> <td></td> <td></td> <td></td> <td></td> <td></td> <td></td> <td></td> <td></td> <td></td> <td></td> <td></td> </tr> <tr> <td>⑥ Trip.</td> <td></td> <td></td> <td></td> <td>X</td> <td></td> <td>2</td> <td>X</td> <td>X</td> <td></td> <td></td> <td></td> <td></td> <td></td> <td></td> <td></td> <td></td> <td></td> <td></td> <td></td> </tr> </tbody> </table>					Sample ID	Date	Sludge	Soil	Water	Air	No. of conts.	TPH (EPA 8015 Mod. Gas)	TPH (EPA 8015 Mod. Diesel)	BTEX (EPA 8020/602)	Volatile Organics (EPA 8240)	Test for Disposal	Combination TPH 8015 & BTEX 8020	Asbestos	Container Size	Preparation Used	Composite Y/N	MATERIAL DESCRIPTION	SAMPLE CONDITION/ COMMENTS	① MW-1	2-18			X		3	X	X												② MW-2				X		3	X	X												③ MW-3				X		3	X	X												④ MW-4				X		3	X	X												⑤ Dup				X		3	X	X												⑥ Trip.				X		2	X	X											
Sample ID	Date	Sludge	Soil	Water	Air	No. of conts.	TPH (EPA 8015 Mod. Gas)	TPH (EPA 8015 Mod. Diesel)	BTEX (EPA 8020/602)						Volatile Organics (EPA 8240)	Test for Disposal	Combination TPH 8015 & BTEX 8020	Asbestos	Container Size	Preparation Used	Composite Y/N	MATERIAL DESCRIPTION	SAMPLE CONDITION/ COMMENTS																																																																																																																																		
① MW-1	2-18			X		3	X	X																																																																																																																																																	
② MW-2				X		3	X	X																																																																																																																																																	
③ MW-3				X		3	X	X																																																																																																																																																	
④ MW-4				X		3	X	X																																																																																																																																																	
⑤ Dup				X		3	X	X																																																																																																																																																	
⑥ Trip.				X		2	X	X																																																																																																																																																	
Commonis: _____										Sampled by: <u>Joe Carrera</u>										Printed Name: <u>JOE CARRERA</u>																																																																																																																																					
Relinquished By (signature): <u>[Signature]</u>										Printed Name: <u>JOE CARRERA</u>					Date: <u>2-17-95</u>					Received (signature): <u>[Signature]</u>					Printed Name: <u>W L THOMPSON</u>					Date: <u>2/19/95</u>																																																																																																																											
Relinquished By (signature): <u>[Signature]</u>										Printed Name: <u>W L THOMPSON</u>					Date: <u>2/19/95</u>					Received (signature): <u>[Signature]</u>					Printed Name: <u>MICHELE D AGUILAR</u>					Date: <u>2-19-95</u>																																																																																																																											
Relinquished By (signature): _____										Printed Name: _____					Date: _____					Received (signature): _____					Printed Name: _____					Date: _____																																																																																																																											

THE LABORATORY MUST PROVIDE A COPY OF THIS CHAIN-OF-CUSTODY WITH INVOICE AND RESULTS



MR. GLEN BENNETT
BLAINE TECH
985 TIMOTHY STREET
SAN JOSE, CA 95133

Workorder # : 9302286
Date Received : 02/19/93
Project ID : 204-5508-0703
Purchase Order: MOH-B813

The following samples were received at Anamatrix, Inc. for analysis :

ANAMETRIX ID	CLIENT SAMPLE ID
9302286- 1	MW-1
9302286- 2	MW-2
9302286- 3	MW-3
9302286- 4	MW-4
9302286- 5	DUP
9302286- 6	TRIP

This report consists of 5 pages not including the cover letter, and is organized in sections according to the specific Anamatrix laboratory group or section which performed the analysis(es) and generated the data. The Report Summary that precedes each section will help you determine which Anamatrix group is responsible for those test results, and will bear the signatures of the department supervisor and the chemist who have reviewed the analytical data. Please refer all questions to the department supervisor who signed the form.

Anamatrix is certified by the California Department of Health Services (DHS) to perform environmental testing under Certificate Number 1234. A detailed list of the approved fields of testing can be obtained by calling our office, or the DHS Environmental Laboratory Accreditation Program at (415)540-2800.

If you have any further questions or comments on this report, please give us a call as soon as possible. Thank you for using Anamatrix.

Sarah Schoen, Ph.D.
Laboratory Director

03-05-93

Date

REPORT SUMMARY
ANAMETRIX, INC. (408)432-8192

MR. GLEN BENNETT
BLAINE TECH
985 TIMOTHY STREET
SAN JOSE, CA 95133

Workorder # : 9302286
Date Received : 02/19/93
Project ID : 204-5508-0703
Purchase Order: MOH-B813
Department : GC
Sub-Department: TPH

SAMPLE INFORMATION:

ANAMETRIX SAMPLE ID	CLIENT SAMPLE ID	MATRIX	DATE SAMPLED	METHOD
9302286- 1	MW-1	WATER	02/18/93	TPHg/BTEX
9302286- 2	MW-2	WATER	02/18/93	TPHg/BTEX
9302286- 3	MW-3	WATER	02/18/93	TPHg/BTEX
9302286- 4	MW-4	WATER	02/18/93	TPHg/BTEX
9302286- 5	DUP	WATER	02/18/93	TPHg/BTEX
9302286- 6	TRIP	WATER	02/18/93	TPHg/BTEX

REPORT SUMMARY
ANAMETRIX, INC. (408)432-8192

MR. GLEN BENNETT
BLAINE TECH
985 TIMOTHY STREET
SAN JOSE, CA 95133

Workorder # : 9302286
Date Received : 02/19/93
Project ID : 204-5508-0703
Purchase Order: MOH-B813
Department : GC
Sub-Department: TPH

QA/QC SUMMARY :

- The concentrations reported as gasoline for samples MW-1, MW-2, DUP and MW-3 are primarily due to the presence of discrete hydrocarbon peaks not indicative of gasoline.

Cheryl Balmer 3/5/93
Department Supervisor Date

Luna Sha 3/5/93
Chemist Date

ANALYSIS DATA SHEET - TOTAL PETROLEUM HYDROCARBONS
(GASOLINE WITH BTEX)
ANAMETRIX, INC. - (408) 432-8192

Anamatrix W.O.: 9302286
Matrix : WATER
Date Sampled : 02/18/93

Project Number : 204-5508-0703
Date Released : 03/04/93

COMPOUNDS	Reporting Limit (ug/L)	Sample I.D.# MW-1	Sample I.D.# MW-2	Sample I.D.# MW-3	Sample I.D.# MW-4	Sample I.D.# DUP
Benzene	0.5	ND	ND	ND	120	ND
Toluene	0.5	ND	ND	ND	38	ND
Ethylbenzene	0.5	ND	ND	ND	51	ND
Total Xylenes	0.5	ND	ND	ND	87	ND
TPH as Gasoline	50	59	52	680	7400	52
% Surrogate Recovery		138%	103%	113%	113%	105%
Instrument I.D.		HP4	HP4	HP4	HP4	HP4
Date Analyzed		02/25/93	02/25/93	02/25/93	02/25/93	02/25/93
RLMF		1	1	1	10	1

- ND - Not detected at or above the practical quantitation limit for the method.
- TPHg - Total Petroleum Hydrocarbons as gasoline is determined by GCFID using modified EPA Method 8015 following sample purge and trap by EPA Method 5030.
- BTEX - Benzene, Toluene, Ethylbenzene, and Total Xylenes are determined by modified EPA Method 8020 following sample purge and trap by EPA Method 5030.
- RLMF - Reporting Limit Multiplication Factor.

Anamatrix control limits for surrogate p-Bromofluorobenzene recovery are 61-139%

All testing procedures follow California Department of Health Services (Cal-DHS) approved methods.

Lucia Sher 3/5/93
Analyst Date

Cheryl Balsman 3/5/93
Supervisor Date

ANALYSIS DATA SHEET - TOTAL PETROLEUM HYDROCARBONS
(GASOLINE WITH BTEX)
ANAMETRIX, INC. - (408) 432-8192

Anamatrix W.O.: 9302286
Matrix : WATER
Date Sampled : 02/18/93

Project Number : 204-5508-0703
Date Released : 03/04/93

COMPOUNDS	Reporting Limit (ug/L)	Sample I.D.# TRIP	Sample I.D.# BF2501E3
		-06	BLANK
Benzene	0.5	ND	ND
Toluene	0.5	ND	ND
Ethylbenzene	0.5	ND	ND
Total Xylenes	0.5	ND	ND
TPH as Gasoline	50	ND	ND
% Surrogate Recovery		113%	125%
Instrument I.D.		HP4	HP4
Date Analyzed		02/25/93	02/25/93
RLMF		1	1

- ND - Not detected at or above the practical quantitation limit for the method.
- TPHg - Total Petroleum Hydrocarbons as gasoline is determined by GCFID using modified EPA Method 8015 following sample purge and trap by EPA Method 5030.
- BTEX - Benzene, Toluene, Ethylbenzene, and Total Xylenes are determined by modified EPA Method 8020 following sample purge and trap by EPA Method 5030.
- RLMF - Reporting Limit Multiplication Factor.

Anamatrix control limits for surrogate p-Bromofluorobenzene recovery are 61-139%

All testing procedures follow California Department of Health Services (Cal-DHS) approved methods.

Laura Shor 3/5/93
Analyst Date

Christa Bealmer 3/5/93
Supervisor Date

TOTAL VOLATILE HYDROCARBON LABORATORY CONTROL SAMPLE REPORT
 EPA METHOD 5030 WITH GC/FID
 ANAMETRIX, INC. (408) 432-8192

Sample I.D. : LAB CONTROL SAMPLE
 Matrix : WATER
 Date Sampled : N/A
 Date Analyzed : 02/25/93

Anamatrix I.D. : LCSW0225
 Analyst : IS
 Supervisor : *ch*
 Date Released : 03/04/93
 Instrument I.D.: HP4

COMPOUND	SPIKE AMT. (ug/L)	REC LCS (ug/L)	%REC LCS	% REC LIMITS
GASOLINE	500	404	81%	67-127
SURROGATE			79%	61-139

* Quality control established by Anamatrix, Inc.