

R0302

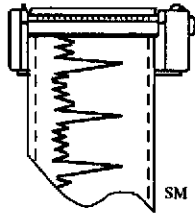
SECOND - THIRD QUARTER 2005  
QUARTERLY GROUNDWATER MONITORING PROGRAM  
GERMAN AUTOCRAFT  
301 E. 14TH STREET, SAN LEANDRO, CALIFORNIA

Prepared For:

Mr. Seung Lee  
German Autocraft

Prepared by:


Alameda County  
OCT 24 2005  
Environmental Health



ENVIRONMENTAL TESTING  
1792 ROGERS AVENUE  
SAN JOSE, CALIFORNIA 95112  
408.453.1800 FAX: 408.453.1801

Tom Price, REA#6648  
Project Manager

Reviewed by:  
Christopher M. Palmer  
CEG#1262



Report issued October 10, 2005

TABLE OF CONTENTS

I. INTRODUCTION.....12

II. BACKGROUND .....13

III. WORK PERFORMED DURING CURRENT PERIOD .....13

IV. GROUNDWATER ELEVATION AND GRADIENT .....3

V. GROUNDWATER SAMPLING, MODIFICATIONS TO WELLS SAMPLED, AND ANALYTICAL RESULTS .....4

VI. DISCUSSION.....5

VII. CONCLUSIONS.....6

VIII. LIMITATIONS.....7

IX. REFERENCES .....8

TABLE 1. GROUNDWATER POTENTIOMETRIC SURFACE ELEVATION DATA 12

TABLE 2. HISTORIC GROUNDWATER POTENTIOMETRIC SURFACE ELEVATION DATA .....13

TABLE 3. GROUNDWATER CHEMICAL TEST RESULTS (EPA METHOD 8015/8020) .....14

TABLE 4. HISTORIC GROUNDWATER CHEMICAL TEST RESULTS (EPA METHOD 8015/8020).....15

FIGURE 1: LOCATION MAP.....25

FIGURE 2: SITE MAP.....26

FIGURE 3a: GROUNDWATER ELEVATION MAP (6/29/05) .....27

FIGURE 3b: GROUNDWATER ELEVATION MAP (9/20/05) .....28

FIGURE 4: VICINITY MAP WITH GROUNDWATER TOTAL PETROLEUM HYDROCARBON CONCENTRATIONS (9/20/05) .....29

FIGURE 5: VICINITY MAP WITH GROUNDWATER BENZENE CONCENTRATIONS (9/20/05) .....30

FIGURE 6a: TIME TREND PLOTS FOR MW-1 .....31

FIGURE 6b: TIME TREND PLOTS FOR MW-2 .....32

FIGURE 6c: TIME TREND PLOTS FOR MW-3 .....33

FIGURE 6d: TIME TREND PLOTS FOR MW-4 .....34

FIGURE 6e: TIME TREND PLOTS FOR MW-5 .....35

FIGURE 6f: TIME TREND PLOTS FOR MW-6 .....36

FIGURE 6g: TIME TREND PLOTS FOR MW-8 .....37

FIGURE 6h: TIME TREND PLOTS FOR MW-9 .....38

FIGURE 6i: TIME TREND PLOTS FOR MW-10 .....39

FIGURE 6j: TIME TREND PLOTS FOR MW-11 .....40

FIGURE 6k: TIME TREND PLOTS FOR MW-12 .....41

FIGURE 6l: TIME TREND PLOTS FOR MW-13 .....42

FIGURE 6m: TIME TREND PLOTS FOR MW-14 .....43

FIGURE 6n: TIME TREND PLOTS FOR MW-1A .....44

FIGURE 6o: TIME TREND PLOTS FOR 141 FARRELLY .....45

APPENDIX A: FIELD SAMPLING AND GAUGING PROCEDURES .....46

APPENDIX B: LABORATORY REPORTS AND CHAINS-OF-CUSTODY FORMS 47

APPENDIX C: FIELD DATA SHEETS/GROUNDWATER SAMPLING.....48

APPENDIX D: QUALITY ASSURANCE/QUALITY CONTROL PROGRAM .....49

APPENDIX E: REPORT DISTRIBUTION LIST .....50

Alameda County  
 Environmental Health  
 OCT 24 2005

## I. INTRODUCTION

Environmental Testing (ET) has continued the quarterly groundwater monitoring program during the calendar second-third quarters 2005 at German Autocraft located at 301 East 14th Street in the City of San Leandro, Alameda County, California (**Figure 1**). This report is submitted to the Alameda County Department of Environmental Health (ACDEH) on behalf of Mr. Seung Lee, owner of German Autocraft. Due to the financial condition of the owner, samples were collected according to the sampling schedule however, samples were not collected in the street where permit fees are required.

The purpose of this quarterly monitoring program is to evaluate groundwater quality in the area of five former underground fuel storage tanks (USTs) that were removed in 1990. Data accumulated from the program will be used to assess seasonal groundwater level fluctuations, changing groundwater quality conditions, and provide data which will support the development of corrective action plans at the site. The quarterly monitoring program presents a description of the groundwater monitoring activities, a compilation of groundwater quality and elevation data and a brief description of the progress of the development of corrective actions at the site.

The groundwater monitoring program involves sampling and testing selected monitoring wells and one (1) private well located at the Ramirez residence at 141 Farrelly Drive. The current schedule of the monitoring program is as follows:

Quarterly:	MW-12, MW-13, and MW-14
Semi-Annual:	MW-1A, MW-8, MW-9, MW-10, 141 Farrelly Drive
Annual:	MW-1, MW-2, MW-3, MW-4, MW-5, MW-6, MW-11

## II. BACKGROUND

German Autocraft is located at 301 E. 14th Street in San Leandro (see Location Map, **Figure 1**). The approximate locations of buildings, property boundaries, and adjacent streets are presented on the Site Map, **Figure 2**. For detailed descriptions of prior environmental activities at the subject site, please refer to the references section of this report for a listing of reports which have been submitted to the ACDEH.

## III. WORK PERFORMED DURING CURRENT PERIOD

Work for the groundwater monitoring program included groundwater level gauging and sampling, sample analysis, and report preparation.

Activity highlights during this period are as follows:

- June 29, 2005 - ET measured groundwater depths at selected wells.
- September 20, 2005 - ET measured groundwater depths and collected samples at selected wells.

## IV. GROUNDWATER ELEVATION AND GRADIENT

Based on groundwater depth measurements over the area studied, the shallow groundwater surface elevation was calculated (see **Table 1**) and plotted on **Figures 3a** and **3b**. **Table 2** presents historic groundwater elevation data.

## V. GROUNDWATER SAMPLING, MODIFICATIONS TO WELLS SAMPLED, AND ANALYTICAL RESULTS

The general sampling schedule is presented on page 2. Due to the financial situation of the owner of German Autocraft, wells requiring an encroachment permit and permitting fees (i.e. MW-1A, MW-6, MW-8, MW-11, MW-12, MW-13, and MW-14) were not sampled during this period. Groundwater samples under this program are analyzed for TPHg, BTEX by EPA Methods 5030, 8015, and 8020 (or 8260 equivalent) as tabulated on **Table 3**. All samples were tested by Entech Analytical Labs, Inc. of Santa Clara, California. The laboratory report and chain-of-custody documents are included in **Appendix B**. The field sampling data sheets are presented in **Appendix C**. Maps showing TPHg and benzene concentrations are presented on **Figures 4 and 5**. The quality assurance/quality control description is included in **Appendix D**. Historic groundwater chemical test data by EPA Methods 5030, 8015, and 8020 is tabulated in **Table 4**. A slight sheen was observed at MW-9.

**Figures 6a - 6o** present logarithmic plots of historic chemical test concentrations. For the time trend plots, where the chemical concentration is below the method detection limit, the plotted value is the average of the detection limit and zero. Refer to **Table 4** for historic chemical test results. Note that on some plots, the concentrations are so low that the log plots appear nearly arithmetical. Also, due to graphing and plotting software limitations, on some plots where values are negative, the plotted line appears to over-write the printed dates (for example see **Figure 6f** "MW-6 Benzene Time Trend Plot").

Selected BTEX chemical constituents continue to exceed their respective California Drinking Water Maximum Contaminant Levels (MCLs) or Federal Action Levels (AL) (see test results **Table 3**).

## VI. DISCUSSION

The contaminant plume appears relatively stable with the most elevated concentrations near the former UST source. The historical data set (see **Table 4**) shows that the edge of the dissolved plume is interpreted to occur beyond well MW-12. This period time trend plots for monitoring wells were prepared showing historic logarithmic concentrations to display graphical trends for wells (see **Figures 6a - 6o**). The overall trends in TPHg and benzene chemical concentrations appear stable or slowly declining. The TPHg and benzene interpreted plume appear to be moving westerly. The TPHg plume edge is assumed to be near MW-12, however ET was not able to sample that well due to owner's lack of funds.

Current gradient determinations were calculated to be approximately 0.002 with a north-northwesterly flow direction. Based on groundwater depth measurements over the area collected this period, the shallow groundwater surface elevation was calculated (see **Table 1**), and plotted on **Figures 3a and 3b**.

Although only a limited number of monitoring wells were sampled this period the results are in our opinion, similar and consistent with the site's overall historic trends.

Due to the financial condition of the owner, sampling locations requiring a permit and permit fees were not collected this period. ET has informed the owner that monitoring wells should be sampled as the schedule outlined. ET does not know when the owner will be able to perform sampling per the schedule.

The monitoring program is at a transitional stage and ET will continue to seek local oversight program (LOP) comments on the existing program.

## VII. CONCLUSIONS

Selected wells' various chemical constituents continue to exceed their respective California Drinking Water Maximum Contaminant Levels (MCLs) or Federal Action Levels (AL) (see historic test results **Table 4**).

The most elevated concentrations of TPHg and benzene appear in wells MW-1, MW-2, MW-3, and MW-4. These wells are in the vicinity of the former tank site. The dissolved plume continues to show a northwesterly orientation from the site, in a relatively stable configuration. Log plots of monitoring wells' historic chemical data were prepared to evaluate the data collected to date. ET will discuss the historic data with the ACDEH representative following review regarding future site work and monitoring given the owner's financial situation. The site is scheduled for continued monitoring. ET has advised the owner that he needs to resume sampling of the perimeter monitoring wells.

## VIII. LIMITATIONS

The data, information, interpretations and recommendations contained in this report are presented to meet current suggested regulatory requirements for determining groundwater quality on the site. Environmental Testing is not responsible for laboratory errors or completeness of other consultants reports, and no warranty is made or implied therein.

The conclusions and professional opinions presented herein were developed by ET using site specific data in accordance with current regulatory guidance and the opinions expressed are subject to revisions in light of new information which may develop in the future.



## IX. REFERENCES

- California Code of Regulations, Title 22, 66260.21, "Environmental Health Standards", 6/23/95.
- Code of Federal Regulations, 40 CFR 260, "Hazardous Waste Management System: General, 7/1/94.
- Chemist Enterprises, *Soil and Water Investigation at German Autocraft, 301 East 14th Street, San Leandro, California*, April 12, 1995
- The Environmental Construction Company, *Preliminary Soil and Groundwater Contamination Assessment, German Autocraft, 301 East 14th Street, San Leandro, California*, February 1991.
- The Environmental Construction Company, *Underground Storage Tank Removals, German Autocraft, 301 East 14th Street, San Leandro, California*, November 1990.
- Environmental Testing, *Second-Third Quarter 2005 Quarterly Groundwater Monitoring Program German Autocraft, 301 East 14th Street, San Leandro, California*, October 10, 2005.
- Environmental Testing, *Fourth Quarter 2004 - First Quarter 2005 Quarterly Groundwater Monitoring Program German Autocraft, 301 East 14th Street, San Leandro, California*, April 18, 2005.
- Environmental Testing, *Third Quarter 2004 Quarterly Groundwater Monitoring Program German Autocraft, 301 East 14th Street, San Leandro, California*, November 30, 2004.
- Environmental Testing, *Second Quarter 2004 Quarterly Groundwater Monitoring Program German Autocraft, 301 East 14th Street, San Leandro, California*, July 29, 2004.
- Environmental Testing, *Third Quarter 2003 - First Quarter 2004 Quarterly Groundwater Monitoring Program German Autocraft, 301 East 14th Street, San Leandro, California*, June 28, 2004.
- Environmental Testing, *Second Quarter 2003 Quarterly Groundwater Monitoring Program German Autocraft, 301 East 14th Street, San Leandro, California*, July 28, 2003.
- Environmental Testing, *First Quarter 2003 Quarterly Groundwater Monitoring Program German Autocraft, 301 East 14th Street, San Leandro, California*, May 12, 2003.

Environmental Testing, *First Quarter 2003 Quarterly Groundwater Monitoring Program German Autocraft, 301 East 14th Street, San Leandro, California, May 12, 2003.*

Environmental Testing, *Fourth Quarter 2002 Quarterly Groundwater Monitoring Program German Autocraft, 301 East 14th Street, San Leandro, California, January 20, 2003.*

Environmental Testing, *Third Quarter 2002 Quarterly Groundwater Monitoring Program German Autocraft, 301 East 14th Street, San Leandro, California, October 28, 2002.*

Environmental Testing, *Second Quarter 2002 Quarterly Groundwater Monitoring Program German Autocraft, 301 East 14th Street, San Leandro, California, September 17, 2002.*

Environmental Testing, *Fourth Quarter 2001/First Quarter 2002 Quarterly Groundwater Monitoring Program German Autocraft, 301 East 14th Street, San Leandro, California, April 18, 2002.*

Environmental Testing, *Second and Third Quarters 2001 Quarterly Groundwater Monitoring Program German Autocraft, 301 East 14th Street, San Leandro, California, November 14, 2001.*

Environmental Testing, *First Quarter 2001 Quarterly Groundwater Monitoring Program German Autocraft, 301 East 14th Street, San Leandro, California, May 21, 2001.*

Environmental Testing, *Installation of Three Groundwater Monitoring Wells German Autocraft, 301 East 14th Street, San Leandro, California, March 26, 2001.*

Environmental Testing, *Fourth Quarter 2000 Quarterly Groundwater Monitoring Program German Autocraft, 301 East 14th Street, San Leandro, California, March 26, 2001.*

Environmental Testing, *Third Quarter 2000 Quarterly Groundwater Monitoring Program German Autocraft, 301 East 14th Street, San Leandro, California, October 20, 2000.*

Environmental Testing, *Second Quarter /July 2000 Quarterly Groundwater Monitoring Program German Autocraft, 301 East 14th Street, San Leandro, California, August 14, 2000.*

- Environmental Testing and Management, *First Quarter 2000 Quarterly Groundwater Monitoring Program German Autocraft, 301 East 14th Street, San Leandro, California, March 27, 2000.*
- Environmental Testing and Management, *Third and Fourth Quarters 1999 Quarterly Groundwater Monitoring Program German Autocraft, 301 East 14th Street, San Leandro, California, February 4, 2000.*
- Environmental Testing and Management, *First Quarter 1999 Quarterly Groundwater Monitoring Report, German Autocraft, 301 East 14th Street, San Leandro, California, July 13, 1999.*
- Environmental Testing and Management, *Fourth Quarter 1998 Quarterly Groundwater Monitoring Report, German Autocraft, 301 East 14th Street, San Leandro, California, January 29, 1999.*
- Environmental Testing and Management, *Third Quarter 1998 Installation of Six Groundwater Monitoring Wells and Quarterly Monitoring Report, German Autocraft, 301 East 14th Street, San Leandro, California, November 16, 1998.*
- Environmental Testing and Management, *Second Quarter 1998 Quarterly Groundwater Monitoring Report, German Autocraft, 301 East 14th Street, San Leandro, California, July 10, 1998.*
- Environmental Testing and Management, *First Quarter 1998 Quarterly Groundwater Monitoring Report, German Autocraft, 301 East 14th Street, San Leandro, California, May 21, 1998.*
- Environmental Testing and Management, *Fourth Quarter 1997 Quarterly Groundwater Monitoring Report, German Autocraft, 301 East 14th Street, San Leandro, California, December 18, 1997.*
- Environmental Testing and Management, *Third Quarter 1997 Quarterly Groundwater Monitoring Report, German Autocraft, 301 East 14th Street, San Leandro, California, August 4, 1997.*
- Environmental Testing and Management, *Second Quarter 1997 Quarterly Groundwater Monitoring Report, German Autocraft, 301 East 14th Street, San Leandro, California, June 11, 1997.*
- Environmental Testing and Management, *First Quarter 1997 Quarterly Groundwater Monitoring Report, German Autocraft, 301 East 14th Street, San Leandro, California, March 24, 1997.*

- Environmental Testing and Management, *Fourth Quarter 1996 Quarterly Groundwater Monitoring Report*, German Autocraft, 301 East 14th Street, San Leandro, California, January 21, 1997.
- Environmental Testing and Management, *Third Quarter 1996 Quarterly Groundwater Monitoring Report*, German Autocraft, 301 East 14th Street, San Leandro, California, November 18, 1996.
- Environmental Testing and Management, *Second Quarter 1996 Environmental Activities Report*, German Autocraft, 301 East 14th Street, San Leandro, California, August 8, 1996.
- Environmental Testing and Management, *Continued Soil and Water and Offsite Investigation at German Autocraft*, 301 East 14th Street, San Leandro, California, July 12, 1996.
- Environmental Testing and Management, *First Quarter 1996 Environmental Activities Report*, German Autocraft, 301 East 14th Street, San Leandro, California, May 20, 1996.
- Environmental Testing and Management, *Third Quarter 1995 Environmental Activities Report*, German Autocraft, 301 East 14th Street, San Leandro, California, October, 1995.
- Environmental Testing and Management, *Fourth Quarter 1995 Environmental Activities Report*, German Autocraft, 301 East 14th Street, San Leandro, California, February, 1995.
- Woodward-Clyde Consultants, *Hydrogeology of Central San Leandro and Remedial Investigation of Regional Groundwater Contamination, San Leandro Plume, San Leandro, California, Volume I*, December 23, 1993.

**TABLE 1. GROUNDWATER POTENTIOMETRIC SURFACE ELEVATION DATA**

WELL	CASING ELEVATION <sup>1</sup>	June 29, 2005		September 20, 2005	
		Depth to Groundwater	Groundwater Elevation	Depth to Groundwater	Groundwater Elevation
MW-1	49.40	23.82	25.58	26.08	23.32
MW-2	50.02	22.62	27.40	26.91	23.11
MW-3	49.32	23.84	25.48	26.05	23.27
MW-4	49.61	-	No Gw Data?	26.32	23.29
MW-9	48.77	23.59	25.18	25.76	23.01
MW-10	49.93	25.02	24.91	27.17	22.76
MW-141	48.76	-	-	26.48	22.28

<sup>1</sup>Elevations in feet above mean sea level.



DATE	MW-1	MW-2	MW-3	MW-4	MW-5	MW-6	MW-8	MW-9	MW-10	MW-11	MW-1A	141 Parallely
7/26/96	25.95	25.74	25.76	-	-	-	-	-	-	-	-	-
8/19/96	25.16	24.97	25.01	-	-	-	-	-	-	-	-	-
9/17/96	24.44	24.22	24.27	-	-	-	-	-	-	-	-	-
10/21/96	23.63	23.43	23.48	-	-	-	-	-	-	-	-	-
11/27/96	24.28	24.09	24.13	-	-	-	-	-	-	-	-	-
12/27/96	28.23	28.03	28.11	-	-	-	-	-	-	-	-	-
1/28/97	33.02	32.71	32.78	-	-	-	-	-	-	-	-	-
4/25/97	27.14	26.88	26.94	-	-	-	-	-	-	-	-	-
7/17/97	24.55	24.31	24.37	-	-	-	-	-	-	-	-	-
10/21/97	22.85	22.69	22.73	-	-	-	-	-	-	-	-	-
3/10/98	34.35	34.20	34.13	-	-	-	-	-	-	-	-	-
6/6/98	30.69	30.41	30.47	-	-	-	-	-	-	-	-	-
9/30/98	25.95	25.68	25.75	-	-	-	-	-	-	-	-	-
12/30/98	25.13	24.93	24.99	25.05	25.06	25.14	24.75	24.79	24.78	24.78	24.64	-
3/13/99	29.98	29.80	29.83	29.89	29.93	29.97	29.58	29.58	29.31	29.56	29.39	28.84

DATE	MW-1	MW-2	MW-3	MW-4	MW-5	MW-6	MW-8	MW-9	MW-10	MW-11	MW-1A	141 Farralley
9/29/99	24.39	24.12	24.20	24.27	24.26	24.38	23.93	24.05	23.80	24.03	23.89	-
12/29/99	23.75	23.52	23.60	23.64	23.64	23.75	23.36	23.45	23.23	23.43	23.29	-
3/18/00	31.92	31.87	31.82	31.85	31.94	31.86	31.66	31.46	31.26	31.38	31.25	30.86
7/18/00	26.21	26.01	26.04	-	-	26.22	25.76	25.83	25.55	25.81	25.64	-
9/26/00	25.01	24.69	24.80	-	-	24.95	24.50	24.61	24.34	24.58	24.48	24.10
12/28/00	24.63	24.39	24.45	24.52	-	24.61	24.21	24.29	24.03	24.26	24.13	-
3/30/01	27.47	27.31	27.39	27.40	-	27.41	27.14	27.12	26.79	27.03	27.02	26.51
10/5/01	23.82	23.64	23.70	23.77	-	23.82	23.47	23.54	23.33	23.52	23.38	-
3/28/02	28.66	28.43	28.49	28.58	28.60	28.65	28.15	28.32	28.06	28.31	28.14	-
9/30/02	-	24.18	24.12	24.32	-	24.41	23.97	24.11	23.88	24.09	23.96	23.42
12/21/02	-	-	-	-	-	-	-	-	-	-	-	28.69
3/31/03	26.68	26.39	26.50	26.59	-	-	-	26.33	26.06	-	-	-
6/19/03	26.23	26.04	26.03	26.16	-	-	-	25.90	25.65	-	-	25.21
9/30/03	24.05	23.83	23.82	23.96	-	-	-	23.77	23.56	-	-	-
2/10/04	26.96	26.75	26.79	-	-	-	-	26.64	26.39	-	-	-



DATE	MW-1	MW-2	MW-3	MW-4	MW-5	MW-6	MW-8	MW-9	MW-10	MW-11	MW-1A	141 Faralley
6/30/04	24.73	24.57	24.59	-	-	-	-	24.43	24.22	-	-	-
9/14/04	21.51	23.32	21.39	21.45	-	-	-	23.25	23.08	-	-	22.64
12/31/04	26.11	25.83	25.98	-	-	-	-	25.96	25.75	-	-	-
3/7/05	30.47	30.27	30.33	-	-	-	-	-	30.01	-	-	-
6/29/05	25.58	27.40	25.48	-	-	-	-	25.18	24.91	-	-	-
9/20/05	23.32	23.11	23.27	23.29	-	-	-	23.01	22.76	-	-	22.28

DATE	MW-12	MW-13	MW-14
3/30/01	26.71	26.41	27.01
10/5/01	23.21	22.91	23.98
12/21/01	26.10	25.78	26.10
3/28/02	27.95	27.60	27.96
6/28/02	25.19	24.81	25.22
9/30/02	23.75	23.37	23.76
12/21/02	-	27.99	28.03

**TABLE 3. GROUNDWATER CHEMICAL TEST RESULTS (EPA METHOD 8015/8020)**

Location: German Autocraft, 301 E. 14th Street, San Leandro, California

Date Sampled: September 20, 2005 Units: µg/L

WELL	TPHg	BENZENE	TOLUENE	ETHYL-BENZENE	XYLENES
MW-9	8,600	28	<25	89	30
MW-10	8,300	86	25	80	54
MW-141 (141 Farrelly)	<50	<0.5	<0.5	<0.5	<0.5
MCL/AL <sup>2</sup>	-	1	150	700	1,750

<sup>2</sup>Maximum Contaminant Level or Action Level as established by the State of California, Division of Drinking Water and Environmental Management, Department of Health Services "Summary, Maximum Contaminant and Action Levels" September 2003.

**TABLE 4. HISTORIC GROUNDWATER CHEMICAL TEST RESULTS (EPA METHOD 8015/8020)**

Location: German Autocraft, 301 E. 14th Street, San Leandro, California

Units:  $\mu\text{g/L}$

WELL	DATE	TPHg	BENZENE	TOLUENE	ETHYL-BENZENE	XYLENES
MW-1	12/31/90	51,000	2,200	1,200	<0.5	760
	1/6/95	110,000	13,000	15,000	4,800	13,000
	1/6/95	580,000	29,000	41,000	17,000	43,000
	7/6/95	49,000	8,000	17,000	1,900	9,700
	7/6/95	47,000	4,800	9,500	930	5,000
	10/2/95	120,000	16,000	36,000	3,300	17,000
	10/2/95	160,000	20,000	47,000	5,000	23,000
	1/12/96	1,100,000	11,000	18,000	15,000	51,000
	1/12/96	98,000	2,100	4,600	2,500	10,000
	4/13/96	53,000	1,300	2,900	2,100	10,000
	4/13/96	58,000	820	3,600	2,800	12,000
	7/26/96	91,000	2,900	7,200	2,900	14,000
	7/26/96	67,000	2,300	5,500	2,500	11,000
	10/21/96	210,000	4,800	17,000	2,300	15,000
	10/21/96	210,000	5,400	18,000	2,600	11,000
	1/28/97	120,000	5,600	15,000	2,100	11,000
1/28/97	130,000	5,500	15,000	2,300	12,000	

WELL	DATE	TPHg	BENZENE	TOLUENE	ETHYL- BENZENE	XYLENES
MW-1	4/25/97	180,000	6,900	20,000	2,600	13,000
	4/25/97	170,000	6,500	20,000	2,500	13,000
	7/17/97	220,000	8,300	41,000	2,700	16,000
	10/21/97	240,000	9,400	33,000	3,300	22,000
	3/10/98	120,000	11,000	46,000	3,700	21,000
	6/6/98	110,000	7,600	32,000	4,800	23,000
	9/30/98	140,000	5,800	29,000	3,500	18,000
	12/30/98	78,000	5,200	24,000	3,200	19,000
	3/23/99	250,000	8,000	43,000	5,200	27,000
	9/29/99	140,000	6,100	35,000	5,400	27,000
	3/18/00	120,000	5,100	33,000	4,600	24,000
	3/20/01	120,000	3,600	41,000	4,700	25,000
	3/28/02	100,000	2,800	24,000	5,400	28,900
	3/31/03	100,000	2,200	19,000	4,900	21,000
	3/31/04	100,000	2,100	21,000	6,200	36,000
9/14/04	160,000	1,800	16,000	5,500	30,000	
3/7/05	120,000	1,700	16,000	4,700	25,000	
MW-2	1/6/95	980,000	9,400	5,600	19,000	42,000
	7/6/95	71,000	5,300	1,800	6,100	9,000
	10/2/95	40,000	2,900	200	2,800	3,600
	1/12/96	260,000	2,600	2,200	6,300	7,800
	4/13/96	30,000	1,900	370	2,300	2,400
	7/26/96	180,000	1,400	640	2,100	5,000

WELL	DATE	TPHg	BENZENE	TOLUENE	ETHYL-BENZENE	XYLENES
MW-2	10/21/96	62,000	2,100	<0.5	2,100	2,700
	1/28/97	46,000	1,500	94	1,800	2,000
	4/25/97	23,000	790	26	820	730
	7/17/97	95,000	2,200	<0.5	3,100	4,300
	10/21/97	31,000	2,000	<0.5	2,100	1,900
	3/10/98	19,000	730	44	820	1,000
	6/6/98	16,000	670	1,100	510	1,200
	9/30/98	24,000	600	77	680	580
	12/30/98	9,300	510	96	450	480
	3/23/99	5,700	580	9.4	400	280
	9/29/99	17,000	880	240	830	1,000
	12/29/99	11,000	800	11	860	780
	3/18/00	11,000	790	14	520	450
	7/18/00	10,000	560	27	630	530
	9/26/00	6,800	450	7.4	290	200
	12/28/00	12,000	540	30	420	330
	3/20/01	3,500	230	<10	<10	<10
	3/28/02	7,000	570	16	170	71
	3/31/03	5,000	620	<12.5	71	<25
	3/31/04	8,200	500	<12.5	65	<25
9/14/04	9,000	560	<13	57	<25	
3/7/05	5,700	770	23	55	63	
MW-3	1/6/95	740,000	11,000	2,300	8,300	28,000

WELL	DATE	TPHg	BENZENE	TOLUENE	ETHYL-BENZENE	XYLENES
MW-3	7/6/95	86,000	12,000	8,600	4,900	19,000
	10/2/95	100,000	15,000	11,000	6,000	20,000
	1/12/96	84,000	6,500	4,100	3,200	12,000
	4/13/96	48,000	7,600	3,600	2,800	9,400
	7/26/96	62,000	6,400	3,100	3,000	11,000
	10/21/96	110,000	5,400	2,400	2,500	9,800
	1/28/97	130,000	5,500	15,000	2,300	12,000
	4/25/97	180,000	6,900	20,000	2,600	13,000
	7/17/97	69,000	5,100	1,100	1,800	8,600
	10/21/97	58,000	4,300	1,300	2,100	8,000
	3/10/98	25,000	3,000	1,300	1,100	3,700
	6/6/98	52,000	4,400	1,900	2,300	6,900
	9/30/98	42,000	4,300	1,400	1,800	6,600
	12/30/98	34,000	4,200	770	2,300	9,000
	3/23/99	44,000	3,500	1000	1,700	5,200
	9/29/99	39,000	6,000	840	2,400	8,100
	12/29/99	39,000	4,600	790	2,400	8,100
	3/18/00	21,000	3,100	550	1,400	4,100
	7/18/00	30,000	5,000	950	2,000	5,700
	9/26/00	36,000	5,300	640	2,400	9,900
12/28/00	33,000	4,700	450	2,100	6,400	
3/20/01	21,000	2,000	260	570	3,000	

WELL	DATE	TPHg	BENZENE	TOLUENE	ETHYL-BENZENE	XYLENES
MW-3	3/28/02	31,000	4,400	370	2,200	6,110
	3/31/03	25,000	3,200	280	1,600	4,200
	3/31/04	11,000	1,000	940	550	1,900
	9/14/04	42,000	3,600	190	2,200	4,800
	3/7/05	24,000	2,300	140	1,300	2,500
MW-4	12/30/98	12,000	1,200	1,100	290	1,400
	3/23/99	89,000	5,900	8,700	2,000	9,200
	9/29/99	48,000	5,300	6,800	1,700	7,700
	3/18/00	44,000	4,500	7,500	2,200	11,000
	3/20/01	10,000	700	620	<10	1,900
	3/28/02	30,000	3,700	3,100	1,100	4,100
	3/31/03	25,000	2,000	2,100	820	2,900
	3/31/04	24,000	2,500	200	1,400	2,800
	9/14/04	14,000	760	550	430	1,600
	3/7/05	24,000	1,300	950	810	2,600
MW-5	12/30/98	170	1.1	<0.5	<0.5	0.83
	3/22/99	470	3.8	0.51	2.0	<0.5
	9/29/99	1,200	13	4.2	2.7	4.2
	3/18/00	660	5.5	0.62	1.6	1.7
MW-6	12/30/98	400	1.0	<0.5	<0.5	4.8
	3/22/99	390	<0.5	<0.5	<0.5	<0.5
	9/30/99	330	1.8	1.4	1.5	<0.5
	3/18/00	200	1.3	<0.5	<0.5	<0.5



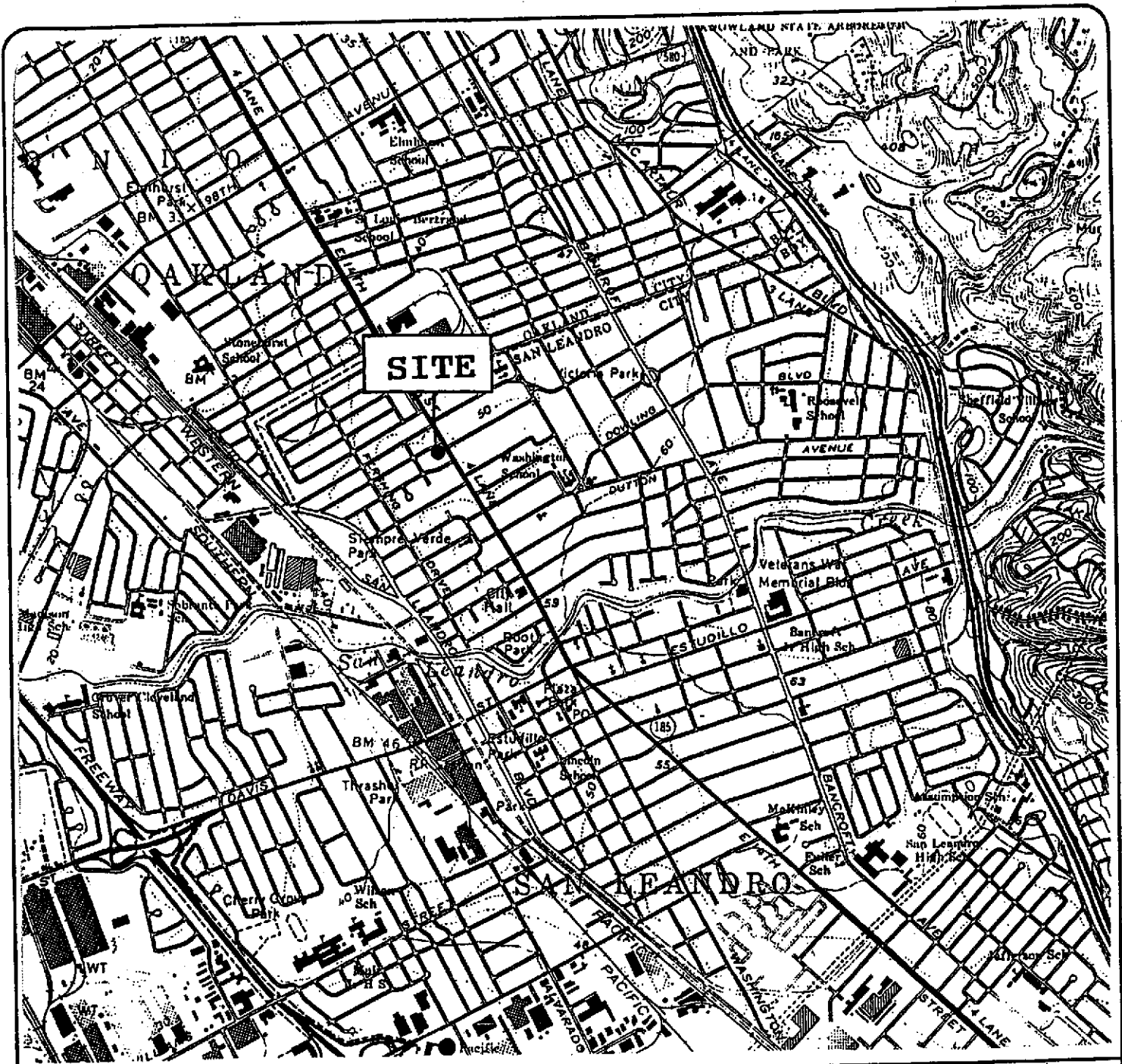
WELL	DATE	TPHg	BENZENE	TOLUENE	ETHYL-BENZENE	XYLENES
MW-6	9/26/00	240	1.5	<0.5	<0.5	<0.5
	3/20/01	160	<0.5	<0.5	<0.5	<0.5
	3/28/02	88	0.89	<0.5	<0.5	<1.5
MW-8	12/30/98	2,200	70	0.94	26	15
	3/23/99	2,300	34	1.1	15	13
	9/30/99	8,800	140	<50	53	<50
	12/29/99	1,900	64	1.0	22	23
	3/18/00	1,400	36	<0.5	12	9.3
	7/18/00	3,000	67	9.8	38	38
	9/26/00	1,200	24	3.0	24	15
	12/28/00	1,200	47	3.7	17	18
	3/20/01	1,300	7.8	<2.5	<2.5	14
	10/5/01	1,800	28	<2.5	20	23
	3/28/02	1,100	12	1.7	11	10.8
9/30/02	1,400	15	24	32	22	
MW-9	12/30/98	25,000	23	<10	180	620
	3/23/99	27,000	35	<20	600	920
	9/30/99	42,000	140	130	1,000	1,700
	12/29/99	1,100,000	1,200	1,300	4,300	8,700
	3/18/00	17,000	89	46	10	600
	7/18/00	12,000	39	8.2	540	760
	9/26/00	11,000	19	<5	470	610
	12/28/00	22,000	100	<100	610	770

WELL	DATE	TPHg	BENZENE	TOLUENE	ETHYL-BENZENE	XYLENES
MW-9	3/20/01	8,200	40	<10	14	210
	10/5/01	77,000	<100	110	780	850
	3/28/02	11,000	34	6.1	220	180
	9/30/02	34,000	<125	140	240	370
	3/31/03	6,200	<12.5	<12.5	130	87
	9/30/03	9,700	52	<25	160	87
	9/14/04	9,500	48	<25	93	<50
	3/7/05	5,900	18	<13	60	<13
	9/20/05	8,600	28	<25	89	30
MW-10	12/30/98	6,900	130	19	140	210
	3/23/99	6,600	150	33	240	170
	9/30/99	9,300	60	38	280	150
	12/29/99	5,800	87	10	420	180
	3/18/00	3,800	180	11	220	120
	7/18/00	9,100	120	33	210	130
	9/26/00	4,500	22	8.8	1.3	18
	12/28/00	3,900	55	13	98	38
	3/20/01	4,500	48	6.0	<5	23
	10/5/01	5,200	70	28	41	30
	2/28/02	7,400	45	20	210	66
	9/30/02	670	54	5.9	76	23
	3/31/03	5,700	31	38	67	27
	9/30/03	7,400	61	<50	<50	<100

WELL	DATE	TPHg	BENZENE	TOLUENE	ETHYL-BENZENE	XYLENES
MW-10	9/14/04	9,100	47	<25	51	<50
	3/7/05	7,800	67	<25	140	<25
	9/20/05	8,300	86	25	81	54
MW-11	12/30/98	80	<0.5	<0.5	0.93	1.6
	3/23/99	<50	<0.5	<0.5	<0.5	<0.5
	9/30/99	94	<0.5	<0.5	<0.5	<0.5
	3/18/00	<50	<0.5	<0.5	<0.5	<0.5
	9/26/00	<50	<0.5	<0.5	<0.5	<0.5
	3/20/01	<50	<0.5	<0.5	<0.5	<0.5
	3/28/02	<50	<0.5	<0.5	<0.5	<1.5
MW-12	3/20/01	4,100	28	6.2	<5	16
	6/29/01	4,200	26	25	19	29
	12/21/01	5,300	9.7	<2.5	41	14
	3/28/02	4,900	20	<2.5	69	23
	6/28/02	2,600	29	<12.5	30	<25
	9/30/02	700	16	4.9	19	9.8
MW-13	3/20/01	<50	<0.5	<0.5	<0.5	<0.5
	6/29/01	<50	<0.5	<0.5	<0.5	<0.5
	10/5/01	<50	<0.5	<0.5	<0.5	<0.5
	12/21/01	<50	<0.5	<0.5	<0.5	<0.5
	3/28/02	<50	<0.5	<0.5	<0.5	<1.5
	6/28/02	<50	<0.5	<0.5	<0.5	<1
	9/30/02	<50	<0.5	<0.5	<0.5	<1

WELL	DATE	TPHg	BENZENE	TOLUENE	ETHYL-BENZENE	XYLENES
MW-14	12/21/02	<50	<0.5	<0.5	<0.5	<1
	3/20/01	200	<0.5	<0.5	<0.5	<0.5
	6/29/01	660	<0.5	<0.5	<0.5	4.6
	10/5/01	770	1.7	1.5	0.91	8.3
	12/21/01	1,500	3.1	13	1.9	22
	3/28/02	390	1.7	<0.5	<0.5	0.74
	6/28/02	120	<0.5	<0.5	<0.5	<1
	9/30/02	210	<0.5	1.7	<0.5	1.1
	12/21/02	53	<0.5	<0.5	<0.5	<1
MW-1A	5/30/97	12,000	18	8.7	90	540
	12/30/98	51	<0.5	<0.5	<0.5	<0.5
	3/23/99	1,800	4.0	<0.5	3.0	7.5
	3/23/99	2,200	10	0.52	3.1	7.1
	9/30/99	13,000	63	26	30	72
	3/8/00	6,100	36	<5	9.7	45
	9/26/00	11,000	14	<5	65	150
	3/20/01	4,800	30	6.0	<5	7.0
	10/5/01	15,000	76	41	36	140
	3/28/02	9,300	35	<12.5	17	32
9/30/02	23,000	<50	63	77	230	
MW-141	4/6/96	<50	<0.5	<0.5	<0.5	<0.5

WELL	DATE	TPHg	BENZENE	TOLUENE	ETHYL-BENZENE	XYLENES
141 Farrelly	10/2/99	<50	<0.5	<0.5	<0.5	<0.5
	3/18/00	<50	<0.5	<0.5	<0.5	<0.5
	7/13/00	<50	<0.5	<0.5	<0.5	<0.5
	9/26/00	<50	<0.5	<0.5	<0.5	<0.5
	12/29/00	<50	<0.5	<0.5	<0.5	<0.5
	12/21/01	<50	<0.5	<0.5	<0.5	<0.5
	9/30/02	<50	<0.5	<0.5	<0.5	<1
	12/21/02	<50	<0.5	<0.5	<0.5	<1
	6/19/03	<50	<0.5	<0.5	<0.5	<1
	9/14/04	<50	<0.5	<0.5	<0.5	<1
	9/20/05	<50	<0.5	<0.5	<0.5	<1



**EXPLANATION:**

Scale: 1"=2000'  
 0 1000' 2000'

Base Map Reference:

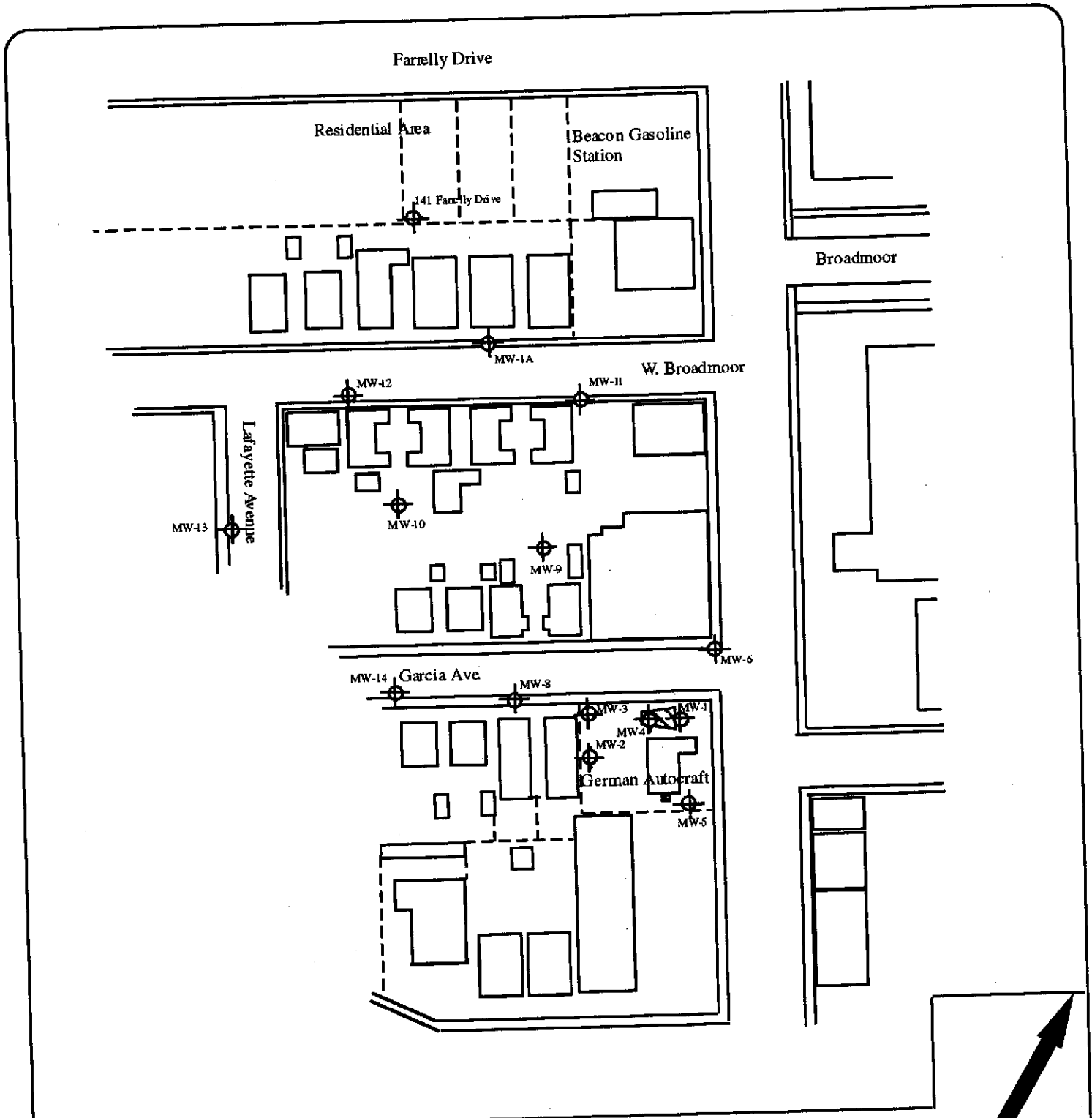
U.S.G.S. San Leandro 7.5 Minute Topographic, Quadrangle.



**ENVIRONMENTAL TESTING & MGMT**  
 111 N. MARKET ST. SUITE 600  
 SAN JOSE, CALIFORNIA 95113

**LOCATION MAP**  
 German Autocraft  
 301 East 14th Street  
 San Leandro, California

**Figure 1**  
 Project No. 94-52  
 Date: 3/97




**EXPLANATION:**



Scale: 1"=120'

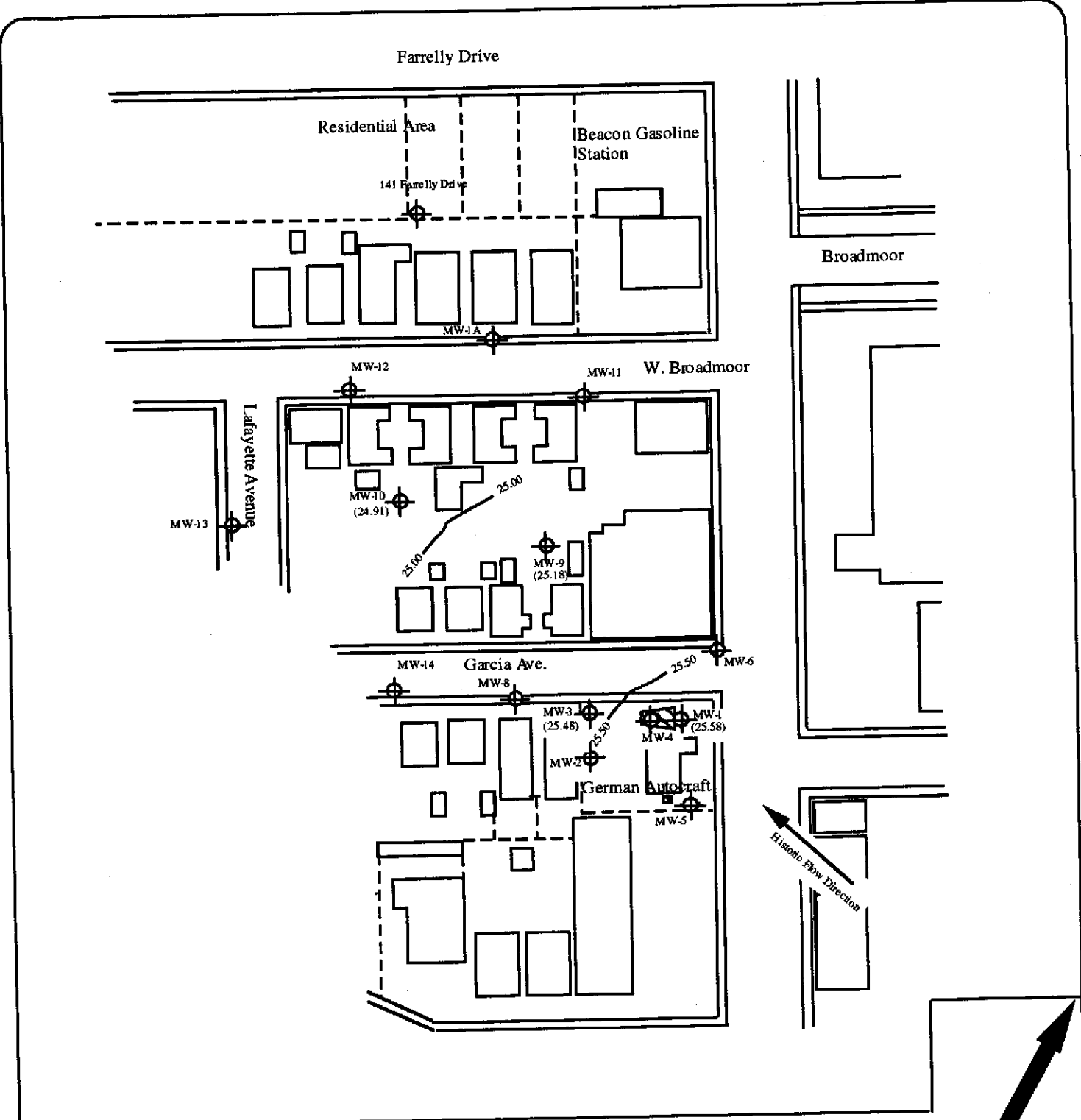
- Streets/Buildings
- ⊕ Groundwater Monitoring Well
- ▨ Former Tank Pit Areas
- Buildings




**ENVIRONMENTAL TESTING**  
 1792 ROGERS AVENUE  
 SAN JOSE, CA 95112

**German Autocraft**  
 301 East 14th Street  
 San Leandro, California

**Figure 2**  
 Date: 3/01



**EXPLANATION:**



Scale: 1"=120'

— Streets/Buildings

⊕ Groundwater Monitoring Well

▨ Former Tank Pit Areas

□ Buildings

(25.48) Elevation (Feet Above Mean Sea Level)

— 25.50 Iso-elevation Contour (Feet MSL)

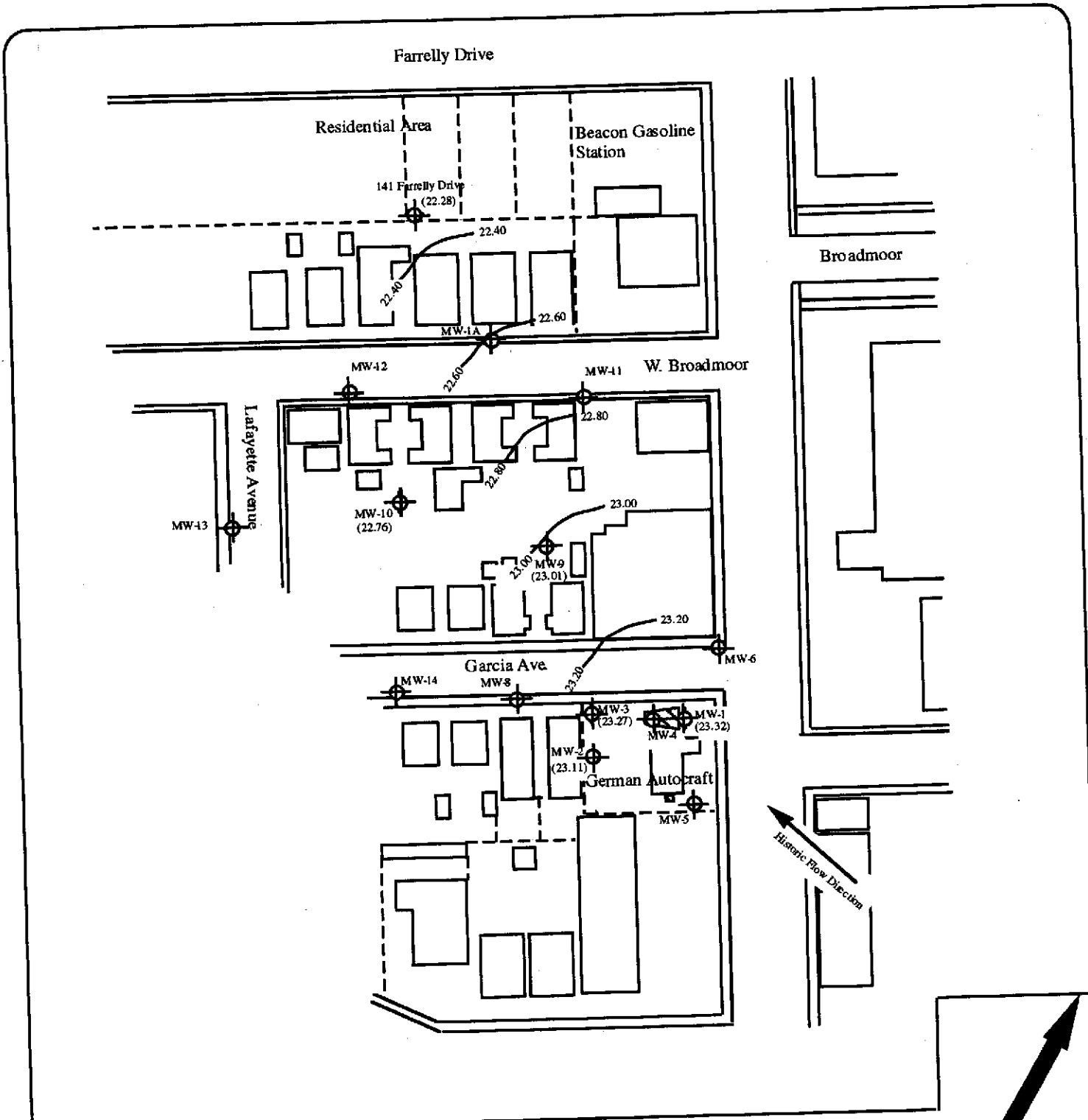


ENVIRONMENTAL TESTING  
1792 ROGERS AVENUE  
SAN JOSE, CA 95112

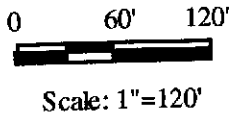
Groundwater Potentiometric Elevation Map (6/29/05)  
German Autocraft  
301 East 14th Street  
San Leandro, California

Figure 3a  
Date: 10/05





**EXPLANATION:**



- Streets/Buildings
- ⊕ Groundwater Monitoring Well
- ▨ Former Tank Pit Areas
- Buildings

(23.27) Elevation (Feet Above Mean Sea Level)

23.00 Iso-Elevation Contours (Feet MSL)

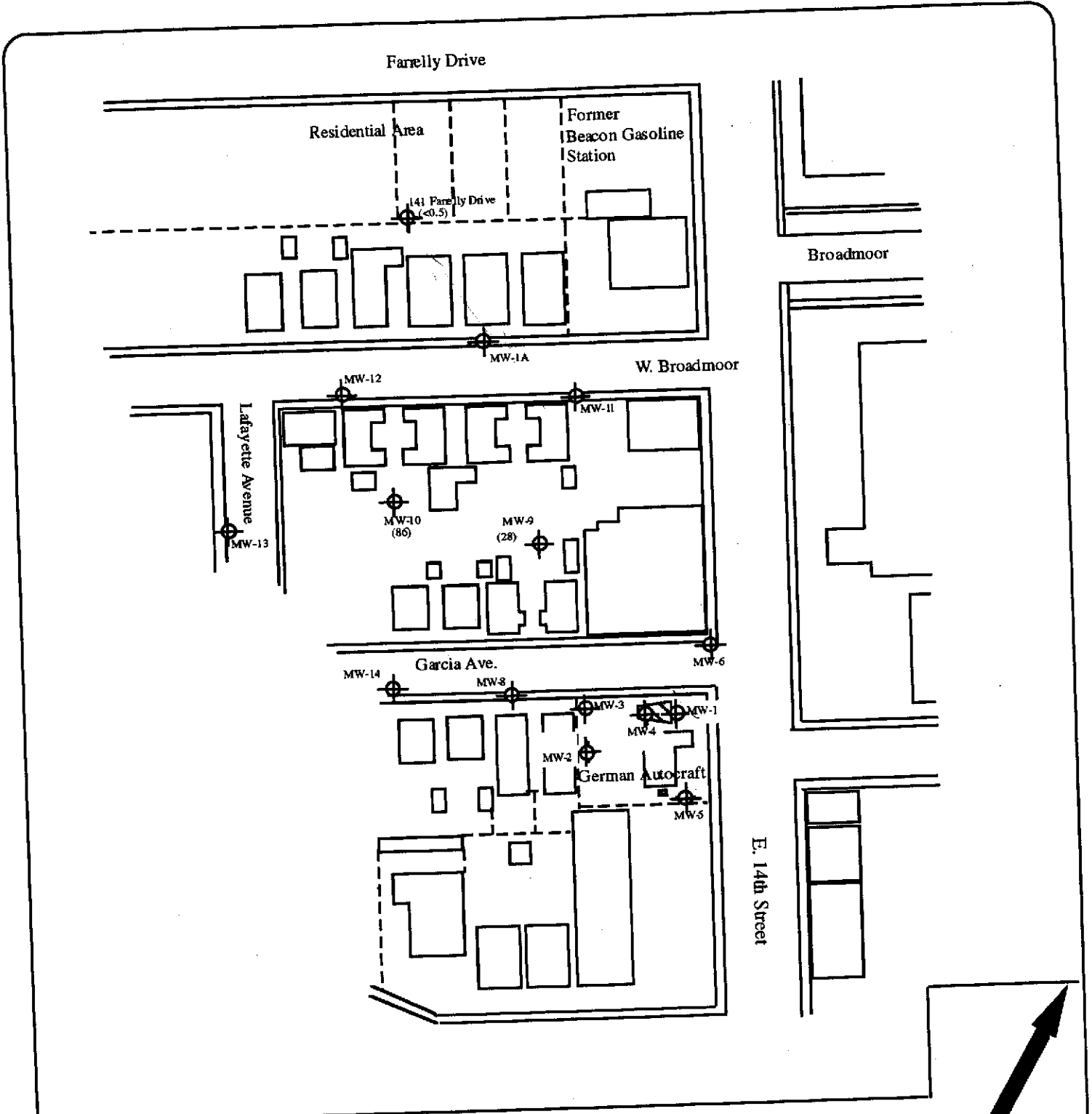


Historic Flow Direction

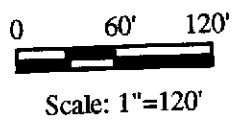
**ENVIRONMENTAL TESTING**  
1792 ROGERS AVENUE  
SAN JOSE, CA 95112

Groundwater Potentiometric Elevation Map (9/20/05)  
**German Autocraft**  
301 East 14th Street  
San Leandro, California


Figure 3b  
Date: 10/05



**EXPLANATION:**



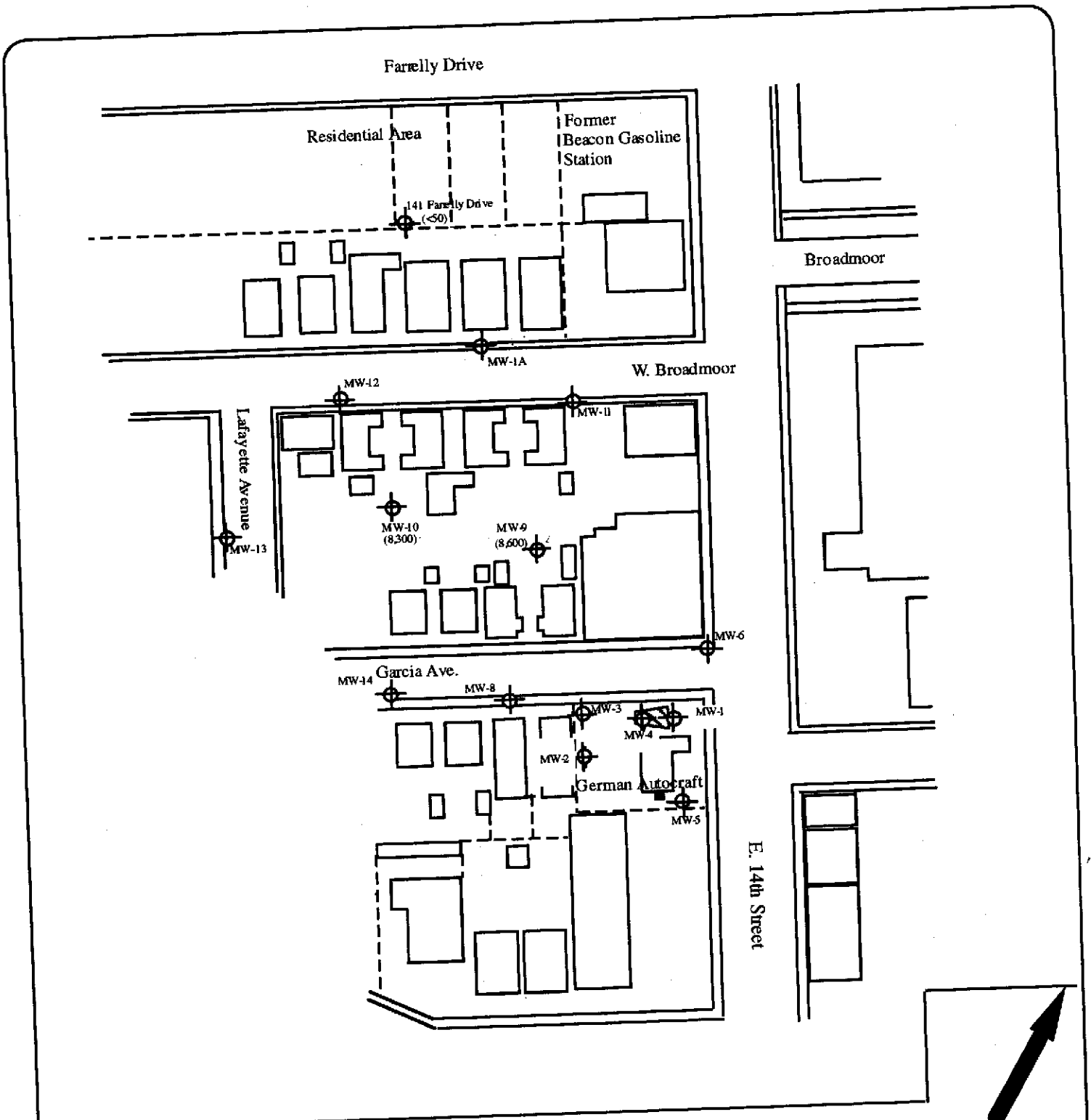
- Streets/Buildings
- ⊕ Groundwater Monitoring Well
- ▨ Former Tank Pit Areas
- Buildings
- (28) Groundwater Benzene Concentration (ug/L)



ENVIRONMENTAL TESTING  
 1792 ROGERS AVENUE  
 SAN JOSE, CA 95112  
 (408) 453-1800 FAX: (408) 453-1801

VICINITY MAP WITH GROUNDWATER  
 BENZENE CONCENTRATIONS (9/20/05)  
 Geman Autocraft  
 301 East 14th Street  
 San Leandro, California

Figure 4  
 Date: 10/05



**EXPLANATION:**



Scale: 1"=120'

— Streets/Buildings

⊕ Groundwater Monitoring Well

▨ Former Tank Pit Areas

□ Buildings

(<50) Groundwater TPHg Concentration (ug/L)



**ENVIRONMENTAL TESTING**  
 1792 ROGERS AVENUE  
 SAN JOSE, CA 95112  
 (408) 453-1800 FAX: (408) 453-1801

VICINITY MAP WITH GROUNDWATER  
 TPHg CONCENTRATIONS (9/20/05)  
 German Autocraft  
 301 East 14th Street  
 San Leandro, California

Figure 5  
 Date: 4/05

Figure 6a: Time Trend Plots for MW-1

German Autocraft-301 E. 14th Street, San Leandro, CA

Note: Values may represent the average of method detection limit and zero for non-detected results.

Date	TPHg	Benzene	logTPHg	logBenzene
12/31/1990	51,000	2,200	4.70757	3.342423
1/6/1995	110,000	13,000	5.041393	4.113943
1/6/1995	580,000	29,000	5.763428	4.462398
7/6/1995	49,000	8,000	4.690196	3.90309
7/6/1995	47,000	4,800	4.672098	3.681241
10/2/1995	120,000	16,000	5.079181	4.20412
10/2/1995	160,000	20,000	5.20412	4.30103
1/12/1996	1,100,000	11,000	6.041393	4.041393
1/12/1996	98,000	2,100	4.991226	3.322219
4/13/1996	53,000	1,300	4.724276	3.113943
4/13/1996	58,000	820	4.763428	2.913814
7/26/1996	91,000	2,900	4.959041	3.462398
7/26/1996	67,000	2,300	4.826075	3.361728
10/21/1996	210,000	4,800	5.322219	3.681241
10/21/1996	210,000	5,400	5.322219	3.732394
1/28/1997	120,000	5,600	5.079181	3.748188
1/28/1997	130,000	5,500	5.113943	3.740363
4/25/1997	180,000	6,900	5.255273	3.838849
4/25/1997	170,000	6,500	5.230449	3.812913
7/17/1997	220,000	8,300	5.342423	3.919078
10/21/1997	240,000	9,400	5.380211	3.973128
3/10/1998	120,000	11,000	5.079181	4.041393
6/6/1998	110,000	7,600	5.041393	3.880814
9/30/1998	140,000	5,800	5.146128	3.763428
12/30/1998	78,000	5,200	4.892095	3.716003
3/23/1999	250,000	8,000	5.39794	3.90309
9/29/1999	140,000	6,100	5.146128	3.78533
3/18/2000	120,000	5,100	5.079181	3.70757
3/20/2001	120,000	3,600	5.079181	3.556303
3/28/2002	100,000	2,800	5	3.447158
3/31/2003	100,000	2,200	5	3.342423
3/31/2004	100,000	2,100	5	3.322219
9/14/2004	160,000	1,800	5.20412	3.255273
3/7/2005	120,000	1,700	5.079181	3.230449



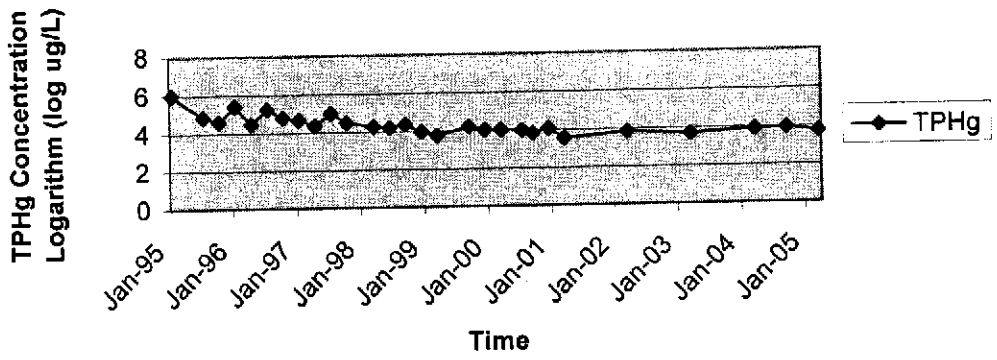
Figure 6b: Time Trend Plots for MW-2

German Autocraft - 301 E. 14th Steet, San Leandro, CA

Note: Values may represent the average of method detection limit and zero for non-detected results.

Date	TPHg	Benzene	logTPHg	logBenzene
1/6/1995	980,000	9,400	5.991226	3.973128
7/6/1995	71,000	5,300	4.851258	3.724276
10/2/1995	40,000	2,900	4.60206	3.462398
1/12/1996	260,000	2,600	5.414973	3.414973
4/13/1996	30,000	1,900	4.477121	3.278754
7/26/1996	180,000	1,400	5.255273	3.146128
10/21/1996	62,000	2,100	4.792392	3.322219
1/28/1997	46,000	1,500	4.662758	3.176091
4/25/1997	23,000	790	4.361728	2.897627
7/17/1997	95,000	2,200	4.977724	3.342423
10/21/1997	31,000	2,000	4.491362	3.30103
3/10/1998	19,000	730	4.278754	2.863323
6/6/1998	16,000	670	4.20412	2.826075
9/30/1998	24,000	600	4.380211	2.778151
12/30/1998	9,300	510	3.968483	2.70757
3/23/1999	5,700	580	3.755875	2.763428
9/29/1999	17,000	880	4.230449	2.944483
12/29/1999	11,000	800	4.041393	2.90309
3/18/2000	11,000	790	4.041393	2.897627
7/18/2000	10,000	560		4 2.748188
9/26/2000	6,800	450	3.832509	2.653213
12/28/2000	12,000	540	4.079181	2.732394
3/20/2001	3,500	230	3.544068	2.361728
3/28/2002	7,000	570	3.845098	2.755875
3/31/2003	5,000	620	3.69897	2.792392
3/31/2004	8,200	500	3.913814	2.69897
9/14/2004	9,000	560	3.954243	2.748188
3/7/2005	5,700	770	3.755875	2.886491

### MW-2 TPHg Time Trend Plot



### MW-2 Benzene Time Trend Plot

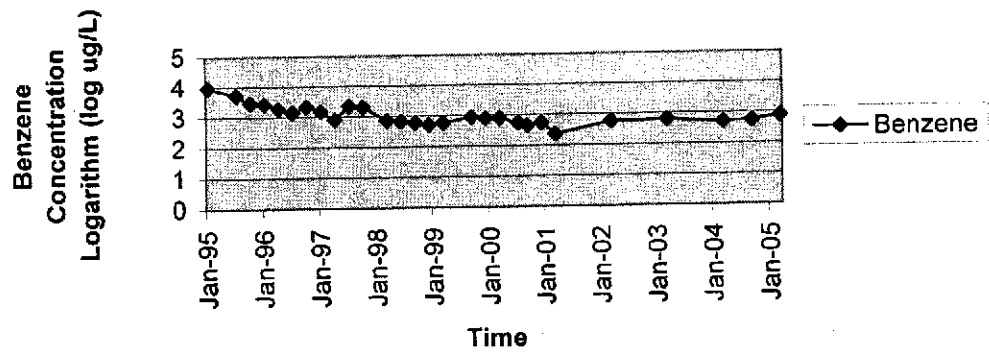


Figure 6c: Time Trend Plots for MW-3

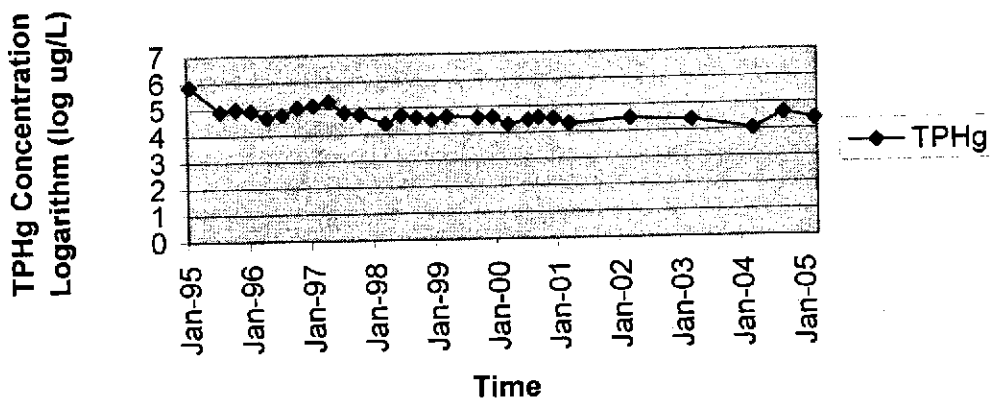
German Autocraft - 301 E. 14th Street, San Leandro, CA

Note: Values may represent the average of method detection limit and zero for non-detected results.

Date	TPHg	Benzene	logTPHg	logBenzene
1/6/1995	740,000	11,000	5.869232	4.041393
7/6/1995	86,000	12,000	4.934498	4.079181
10/2/1995	100,000	15,000	5	4.176091
1/12/1996	84,000	6,500	4.924279	3.812913
4/13/1996	48,000	7,600	4.681241	3.880814
7/26/1996	62,000	6,400	4.792392	3.80618
10/21/1996	110,000	5,400	5.041393	3.732394
1/28/1997	130,000	5,500	5.113943	3.740363
4/25/1997	180,000	6,900	5.255273	3.838849
7/17/1997	69,000	5,100	4.838849	3.70757
10/21/1997	58,000	4,300	4.763428	3.633468
3/10/1998	25,000	3,000	4.39794	3.477121
6/6/1998	52,000	4,400	4.716003	3.643453
9/30/1998	42,000	4,300	4.623249	3.633468
12/30/1998	34,000	4,200	4.531479	3.623249
3/23/1999	44,000	3,500	4.643453	3.544068
9/29/1999	39,000	6,000	4.591065	3.778151
12/29/1999	39,000	4,600	4.591065	3.662758
3/18/2000	21,000	3,100	4.322219	3.491362
7/18/2000	30,000	5,000	4.477121	3.69897
9/26/2000	36,000	5,300	4.556303	3.724276
12/28/2000	33,000	4,700	4.518514	3.672098
3/20/2001	21,000	2,000	4.322219	3.30103
3/28/2002	31,000	4,400	4.491362	3.643453
3/31/2003	25,000	3,200	4.39794	3.50515
3/31/2004	11,000	1,000	4.041393	3
9/14/2004	42,000	3,600	4.623249	3.556303
3/7/2005	24,000	2,300	4.380211	3.361728



### MW-3 TPHg Time Trend Plot



### MW-3 Benzene Time Trend Plot

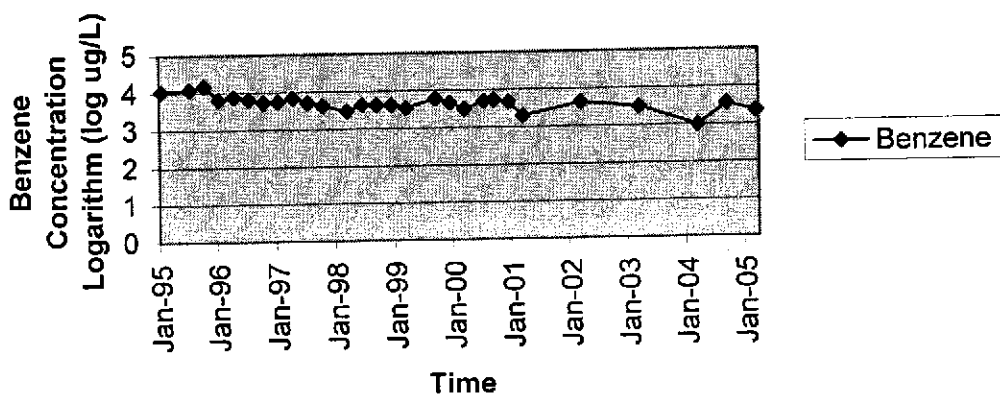


Figure 6d: Time Trend Plots for MW-4

German Autocraft - 301 E. 14th Street, San Leandro, CA

Note: Values may represent the average of method detection limits and zero for non-detected results.

Date	TPHg	Benzene	logTPHg	logBenzene
12/30/1998	12,000	1,200	4.079181	3.079181
3/23/1999	89,000	5,900	4.94939	3.770852
9/29/1999	48,000	5,300	4.681241	3.724276
3/18/2000	44,000	4,500	4.643453	3.653213
3/20/2001	10,000	700	4	2.845098
3/28/2002	30,000	3,700	4.477121	3.568202
3/31/2003	25,000	2,000	4.39794	3.30103
3/31/2004	24,000	2,500	4.380211	3.39794
9/14/2004	14,000	760	4.146128	2.880814
3/7/2005	24,000	1,300	4.380211	3.113943

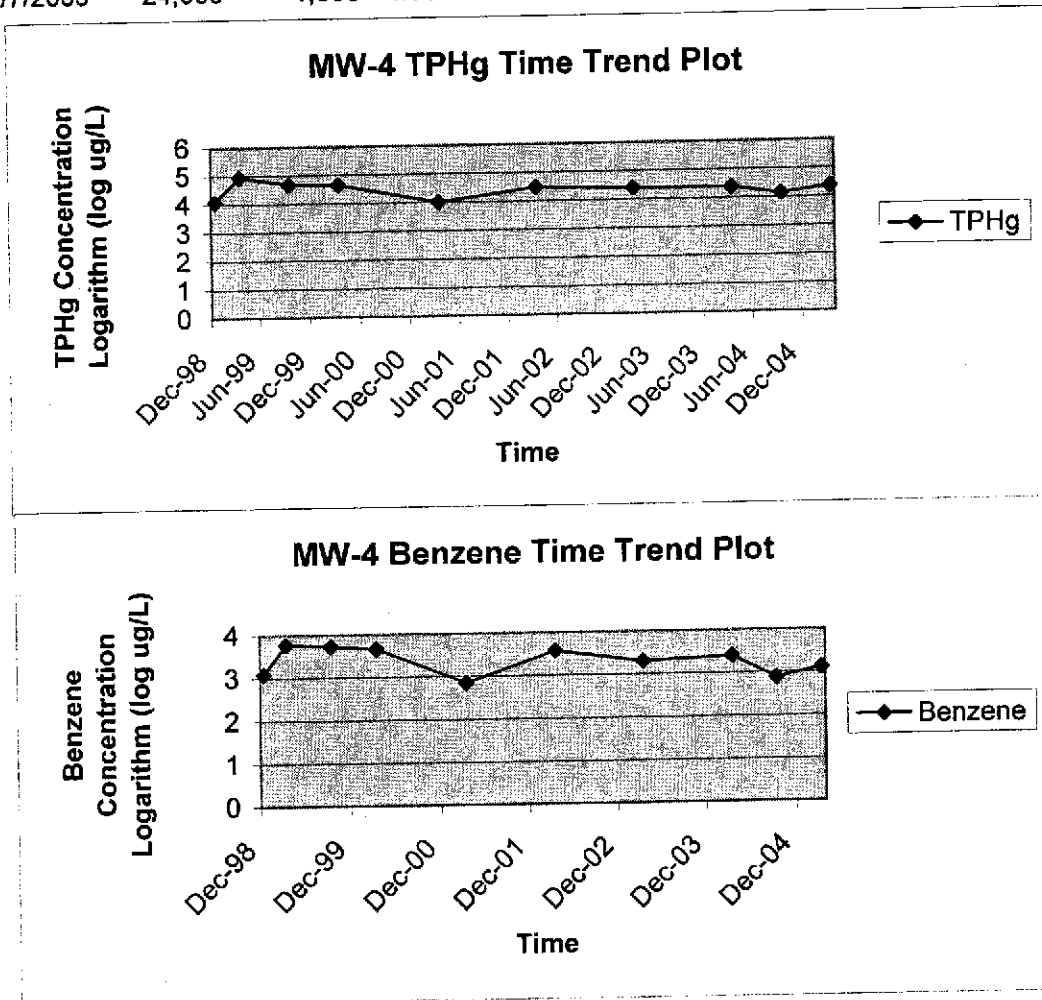


Figure 6e: Time Trend Plots for MW-5

German Autocraft - 301 E. 14th Street, San Leandro, CA

Note: Values may represent the average of method detection limits and zero for non-detected results.

Date	TPHg	Benzene	logTPHg	logBenzene
12/30/1998	170	1.1	2.230449	0.041393
3/22/1999	470	3.8	2.672098	0.579784
9/29/1999	1,200	13	3.079181	1.113943
3/18/2000	660	5.5	2.819544	0.740363

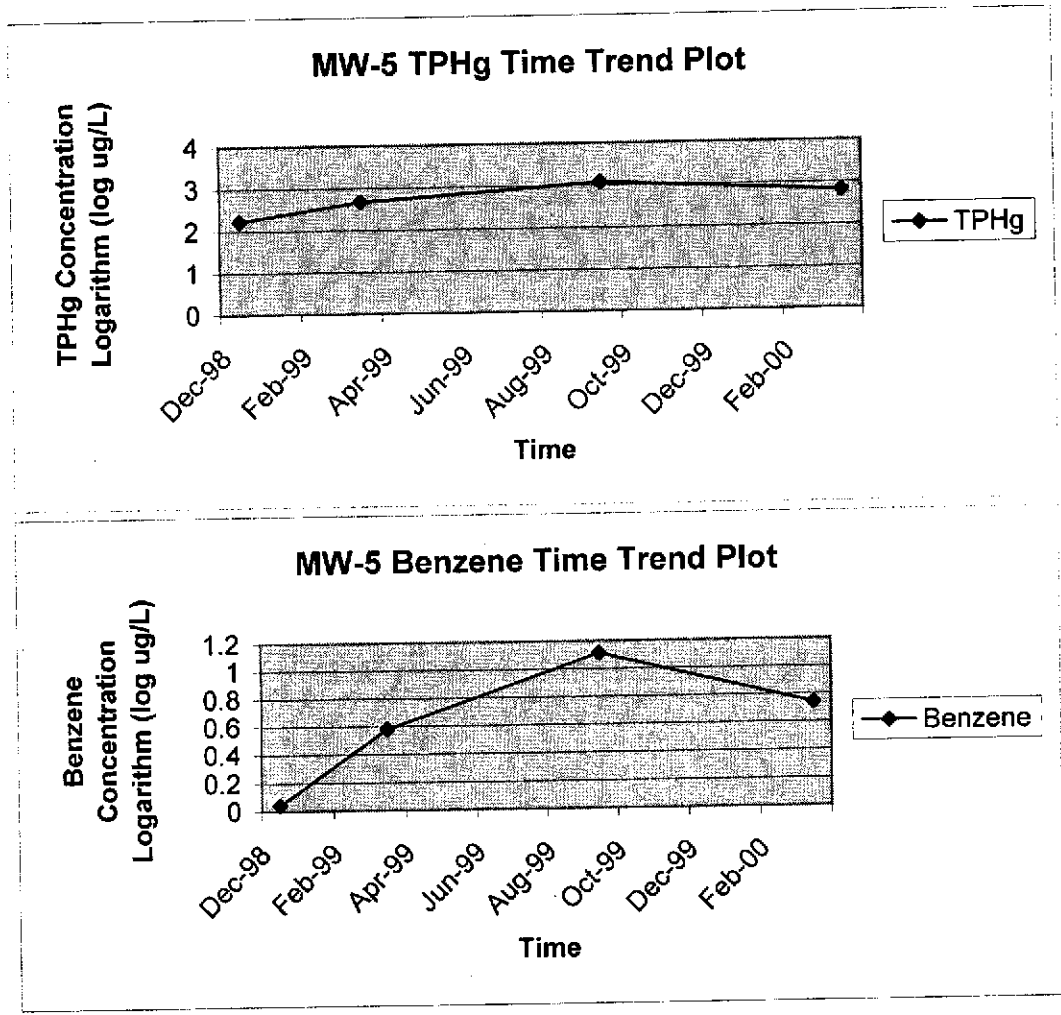


Figure 6f: Time Trend Plots for MW-6

German Autocraft - 301 E. 14th Street, San Leandro, CA

Note: Values may represent the average of method detection limits and zero for non-detected results.

Date	TPHg	Benzene	logTPHg	logBenzene
12/30/1998	400	1	2.60206	0
3/22/1999	390	0.25	2.591065	-0.60206
9/30/1999	330	1.8	2.518514	0.255273
3/18/2000	200	1.3	2.30103	0.113943
9/26/2000	240	1.5	2.380211	0.176091
3/20/2001	160	0.25	2.20412	-0.60206
3/28/2002	88	0.89	1.944483	-0.05061

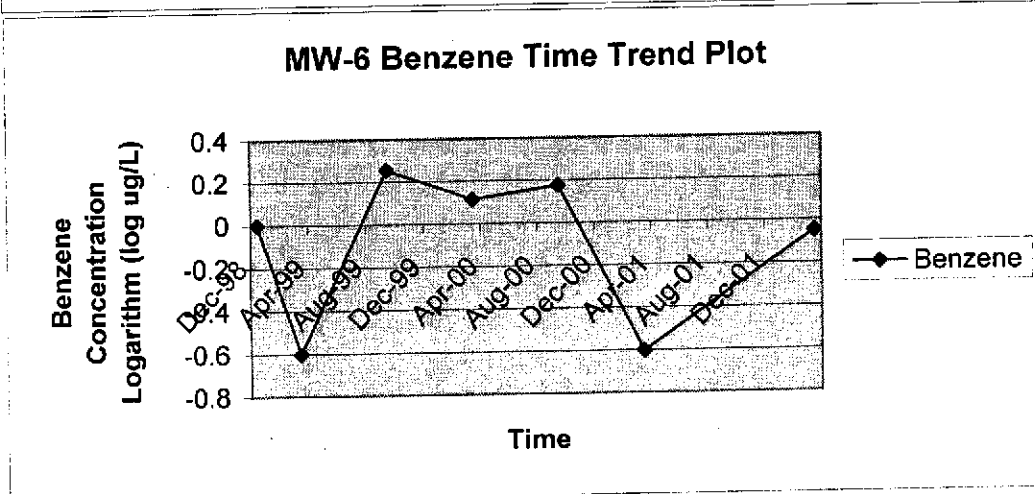
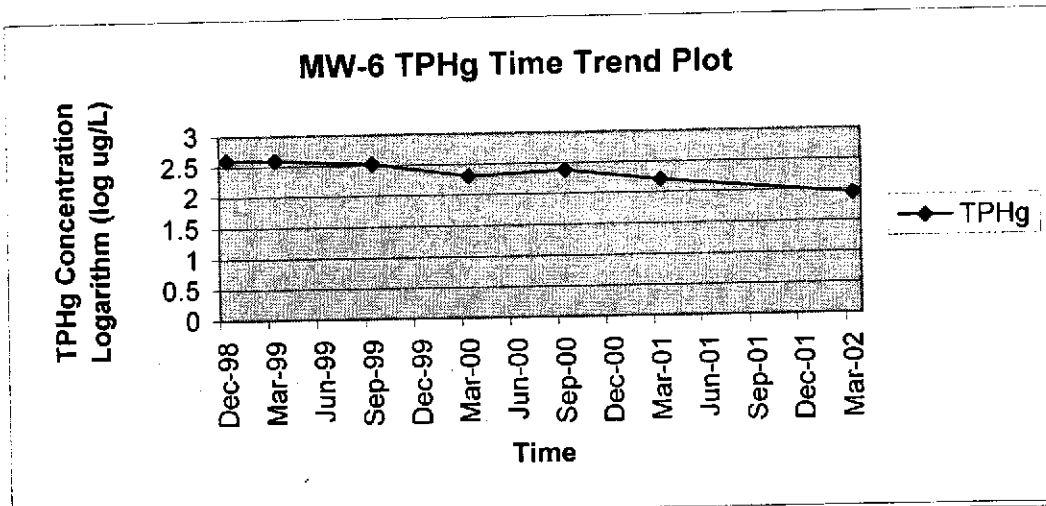


Figure 6g: Time Trend Plots for MW-8

German Autocraft - 301 E. 14th Street, San Leandro, CA

Note: Values may represent the average of method detection limits and zero for non-detected results.

Date	TPHg	Benzene	logTPHg	logBenzene
12/30/1998	2,200	70	3.342423	1.845098
3/23/1999	2,300	34	3.361728	1.531479
9/30/1999	8,800	140	3.944483	2.146128
12/29/1999	1,900	64	3.278754	1.80618
3/18/2000	1,400	36	3.146128	1.556303
7/18/2000	3,000	67	3.477121	1.826075
9/26/2000	1,200	24	3.079181	1.380211
12/28/2000	1,200	47	3.079181	1.672098
3/20/2001	1,300	7.8	3.113943	0.892095
10/15/2001	1,800	28	3.255273	1.447158
3/28/2002	1,100	12	3.041393	1.079181
9/30/2002	1,400	15	3.146128	1.176091

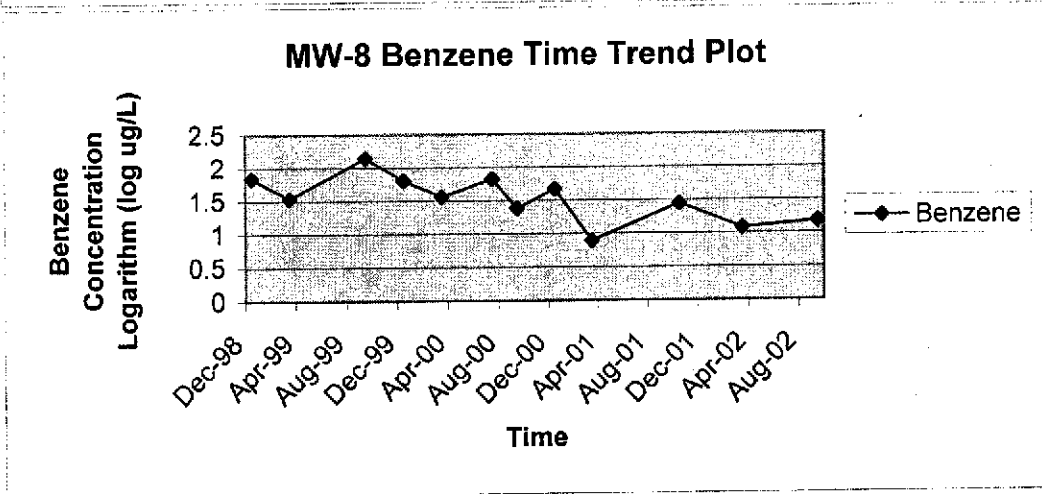
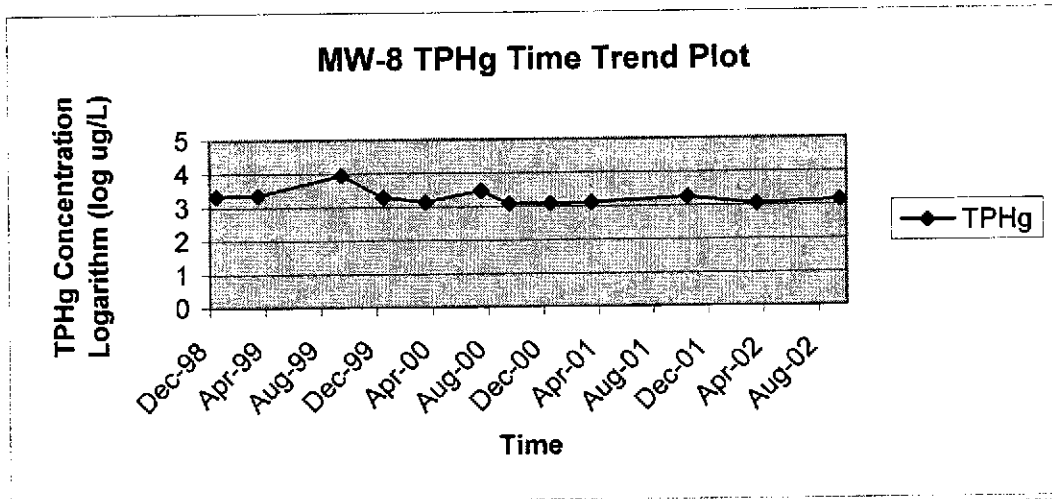


Figure 6h: Time Trend Plots for MW-9

German Autocraft: - 301 E. 14th Street, San Leandro, CA

Note: Values may represent the average of method detection limits and zero for non-detected results.

Date	TPHg	Benzene	logTPHg	logBenzene
12/30/1998	25,000	23	4.39794	1.361728
3/23/1999	27,000	35	4.431364	1.544068
9/30/1999	42,000	140	4.623249	2.146128
12/29/1999	1,100,000	1,200	6.041393	3.079181
3/18/2000	17,000	89	4.230449	1.94939
7/18/2000	12,000	39	4.079181	1.591065
9/26/2000	11,000	19	4.041393	1.278754
12/28/2000	22,000	100	4.342423	2
3/20/2001	8,200	40	3.913814	1.60206
10/5/2001	77,000	50	4.886491	1.69897
3/28/2002	11,000	34	4.041393	1.531479
9/30/2002	34,000	62.5	4.531479	1.79588
3/31/2003	6,200	6.25	3.792392	0.79588
9/30/2003	9,700	52	3.986772	1.716003
9/13/2004	9,500	48	3.977724	1.681241
3/7/2005	5,900	18	3.770852	1.255273
9/20/2005	8,600	28	3.934498	1.447158

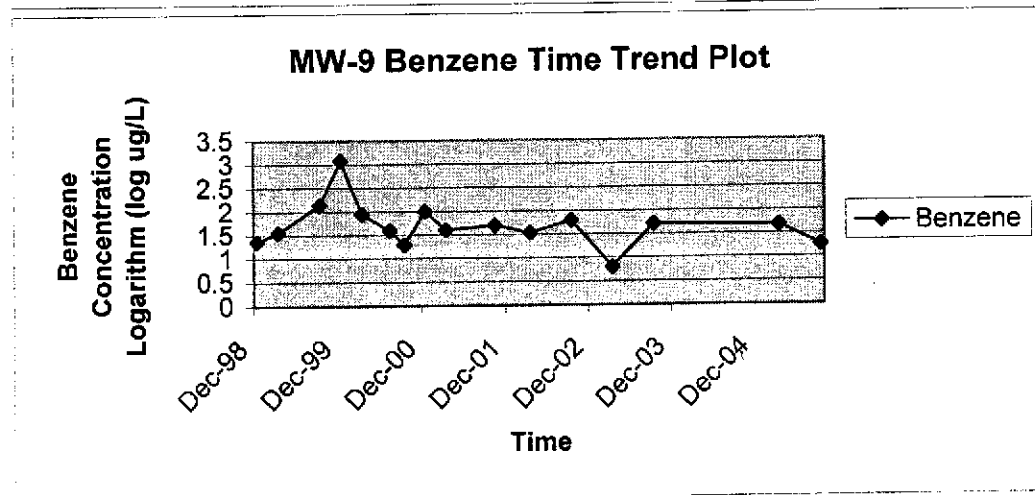
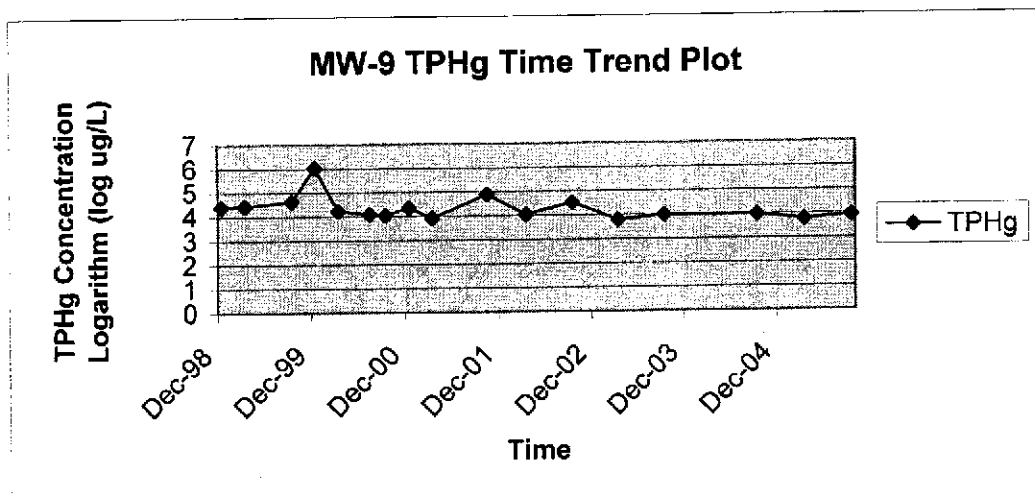


Figure 6i: Time Trend Plots for MW-10

German Autocraft - 301 E. 14th Street, San Leandro, CA

Note: Values may represent the average of method detection limits and zero for non-detected results.

Date	TPHg	Benzene	logTPHg	logBenzene
12/30/1998	6,900	130	3.838849	2.113943
3/23/1999	6,600	150	3.819544	2.176091
9/30/1999	9,300	60	3.968483	1.778151
12/29/1999	5,800	87	3.763428	1.939519
3/18/2000	3,800	180	3.579784	2.255273
7/18/2000	9,100	120	3.959041	2.079181
9/26/2000	4,500	22	3.653213	1.342423
12/28/2000	3,900	55	3.591065	1.740363
3/20/2001	4,500	48	3.653213	1.681241
10/5/2001	5,200	70	3.716003	1.845098
2/28/2002	7,400	45	3.869232	1.653213
9/30/2002	670	54	2.826075	1.732394
3/31/2003	5,700	31	3.755875	1.491362
9/30/2003	9,700	52	3.986772	1.716003
9/13/2004	9,100	47	3.959041	1.672098
3/7/2005	7,800	67	3.892095	1.826075
9/20/2005	8,300	86	3.919078	1.934498

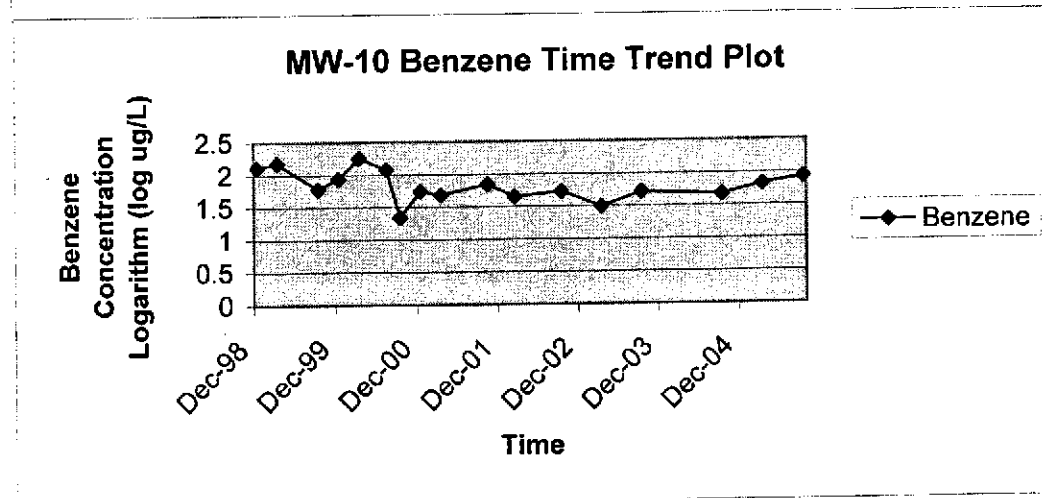
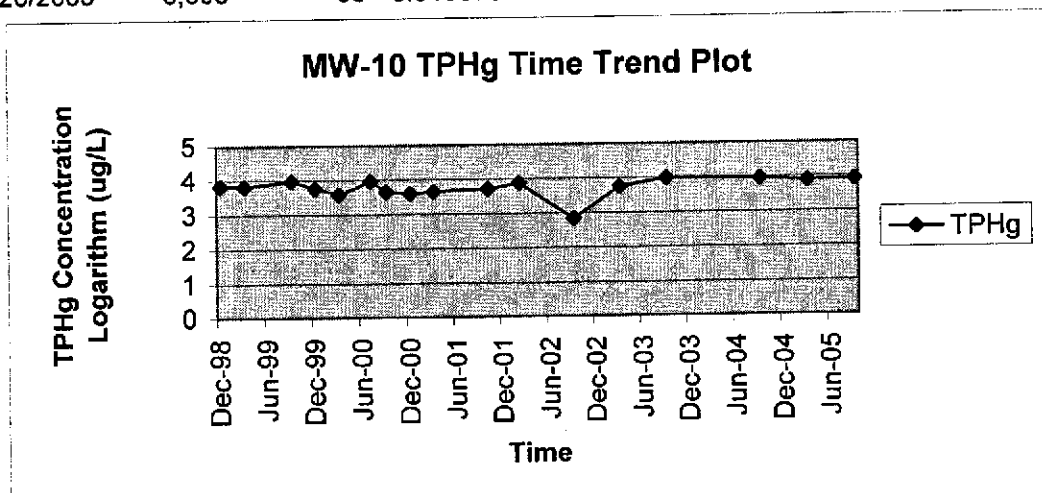


Figure 6j: Time Trend Plots for MW-11

German Autocraft - 301 E. 14th Street, San Leandro, CA

Note: Values may represent the average of method detection limits and zero for non-detected results.

Date	TPHg	Benzene	logTPHg	logBenzene
12/30/1998	80	0.25	1.90309	-0.60206
3/23/1999	25	0.25	1.39794	-0.60206
9/30/1999	94	0.25	1.973128	-0.60206
3/18/2000	25	0.25	1.39794	-0.60206
9/26/2000	25	0.25	1.39794	-0.60206
3/20/2001	25	0.25	1.39794	-0.60206
3/28/2002	25	0.25	1.39794	-0.60206

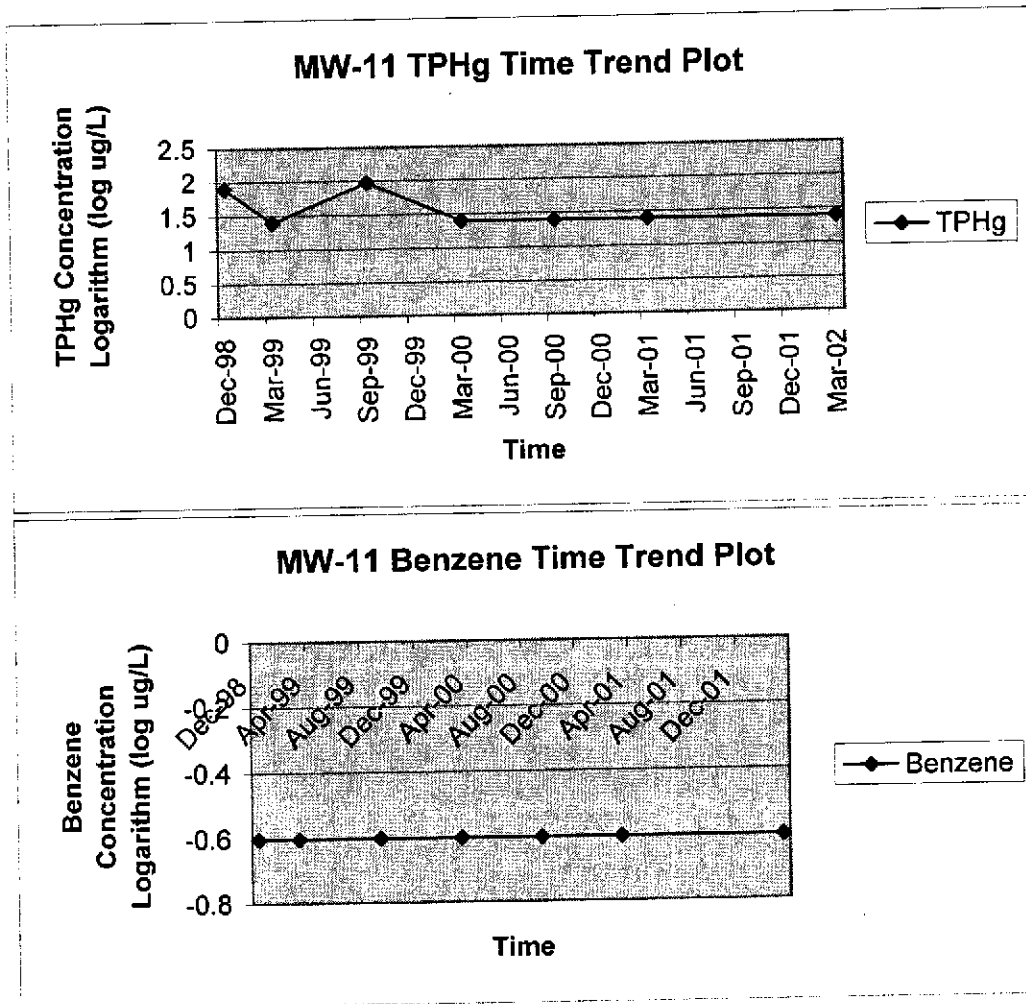




Figure 6k: Time Trend Plots for MW-12

German Autocraft - 301 E. 14th Street, San Leandro, CA

Note: Values may represent the average of method detection limits and zero for non-detected results.

Date	TPHg	Benzene	logTPHg	logBenzene
3/20/2001	4,100	28	3.612784	1.447158
6/29/2001	4,200	26	3.623249	1.414973
12/21/2001	5,300	9.7	3.724276	0.986772
3/28/2002	4,900	20	3.690196	1.30103
6/28/2002	2,600	29	3.414973	1.462398
9/30/2002	700	16	2.845098	1.20412

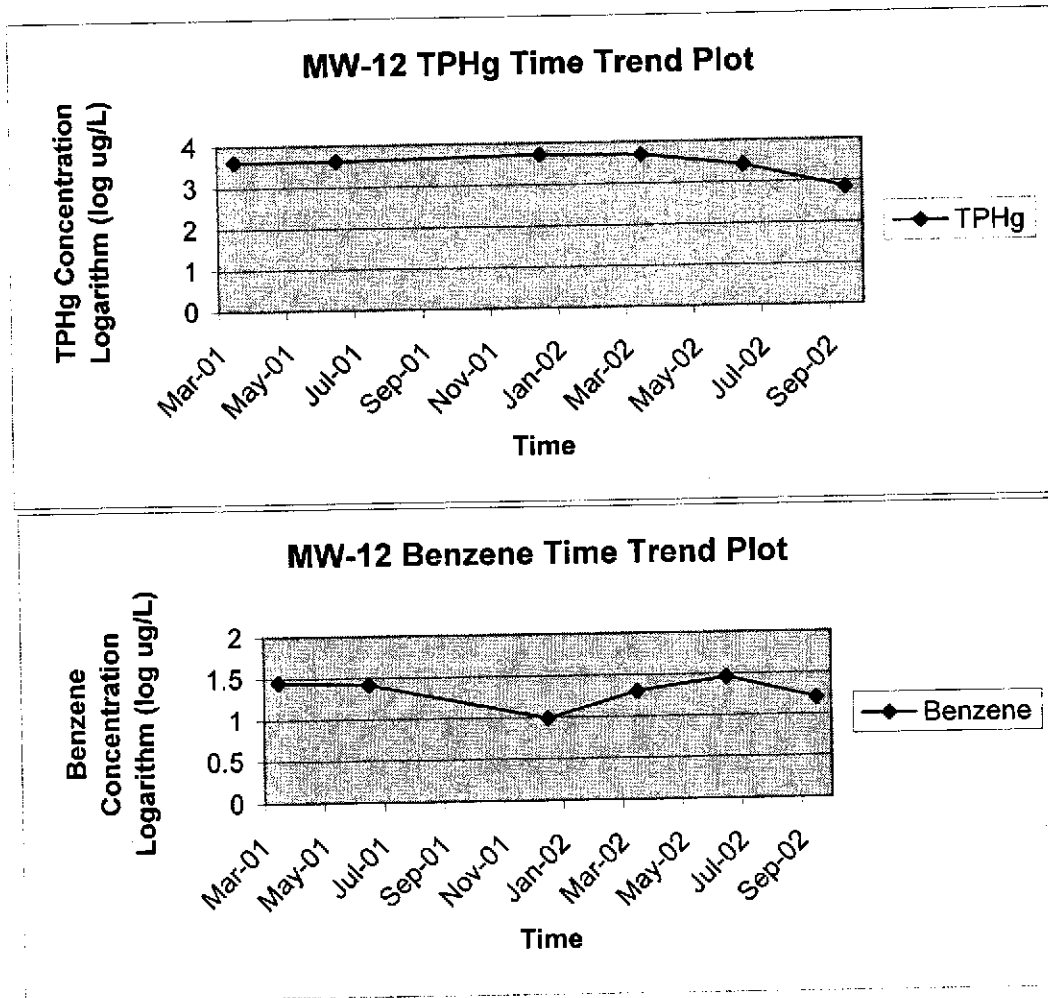


Figure 6l: Time Trend Plots for MW-13

German Autocraft - 301 E. 14th Street, San Leandro, CA

Note: Values may represent the average of method detection limits and zero for non-detected results.

Date	TPHg	Benzene	logTPHg	logBenzene
3/20/2001	25	0.25	1.39794	-0.60206
6/29/2001	25	0.25	1.39794	-0.60206
10/5/2001	25	0.25	1.39794	-0.60206
12/21/2001	25	0.25	1.39794	-0.60206
3/28/2002	25	0.25	1.39794	-0.60206
6/28/2002	25	0.25	1.39794	-0.60206
9/30/2002	25	0.25	1.39794	-0.60206
12/21/2002	25	0.25	1.39794	-0.60206

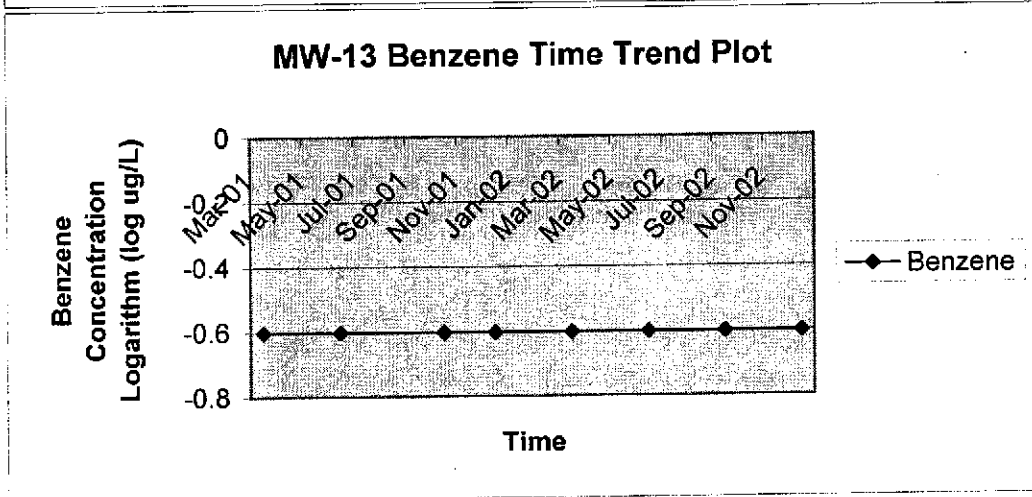
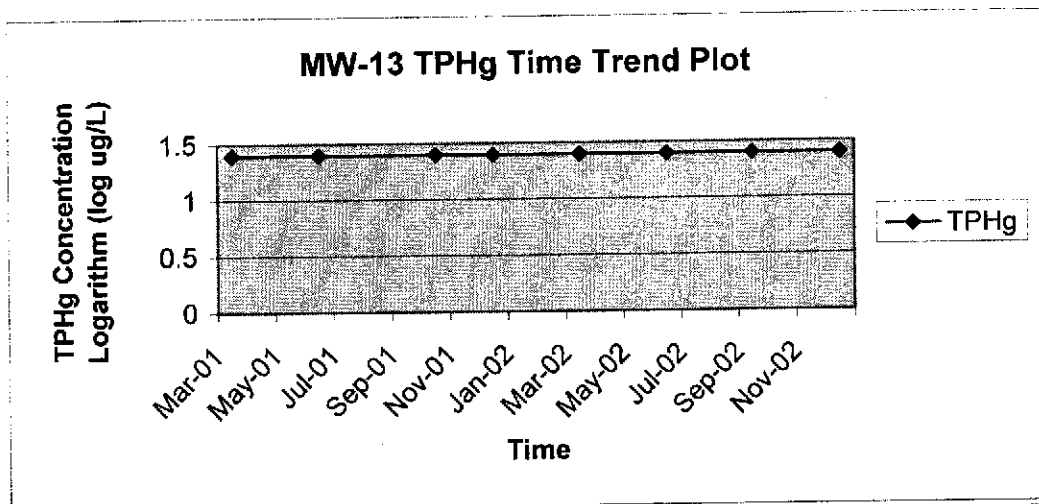


Figure 6m: Time Trend Plots for MW-14  
 German Autocraft - 301 E. 14th Street, San Leandro, CA

Note: Values may represent the average of method detection limits and zero for non-detected results.

Date	TPHg	Benzene	logTPHg	logBenzene
3/20/2001	200	0.25	2.30103	-0.60206
6/29/2001	660	0.25	2.819544	-0.60206
10/5/2001	770	1.7	2.886491	0.230449
12/21/2001	1,500	3.1	3.176091	0.491362
3/28/2002	390	1.7	2.591065	0.230449
6/28/2002	120	0.25	2.079181	-0.60206
9/30/2002	210	0.25	2.322219	-0.60206
12/21/2002	53	0.25	1.724276	-0.60206

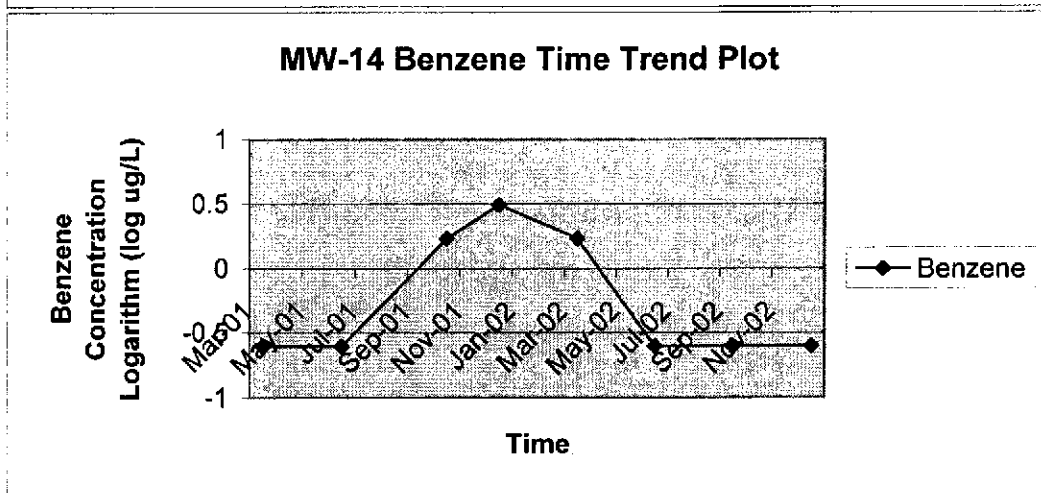
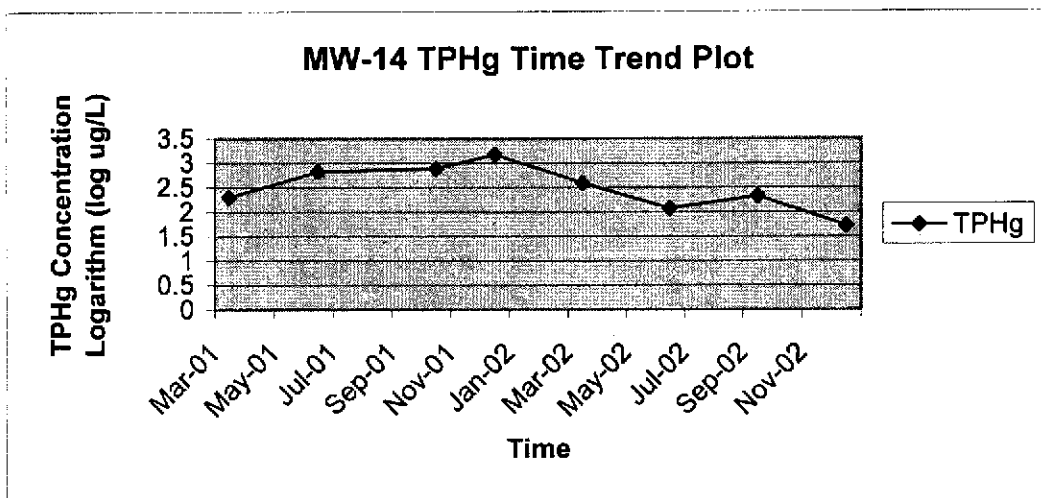


Figure 6n: Time Trend Plots for MW-1A  
 German Autocraft - 301 E. 14th Street, San Leandro, CA

Note: Values may represent the average of method detection limits and zero for non-detected results.

Date	TPHg	Benzene	logTPHg	logBenzene
5/30/1997	12,000	18	4.079181	1.255273
12/30/1998	51	0.25	1.70757	-0.60206
3/23/1999	1,800	4	3.255273	0.60206
3/23/1999	2,200	10	3.342423	1
9/30/1999	13,000	63	4.113943	1.799341
3/8/2000	6,100	36	3.78533	1.556303
9/26/2000	11,000	14	4.041393	1.146128
3/20/2001	4,800	30	3.681241	1.477121
10/5/2001	15,000	76	4.176091	1.880814
3/28/2002	9,300	35	3.968483	1.544068
9/30/2002	23,000	25	4.361728	1.39794

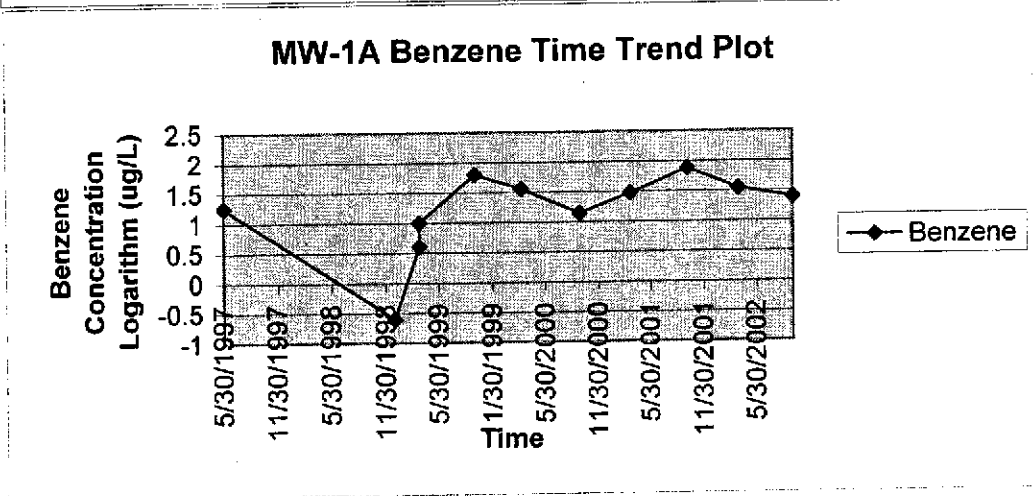
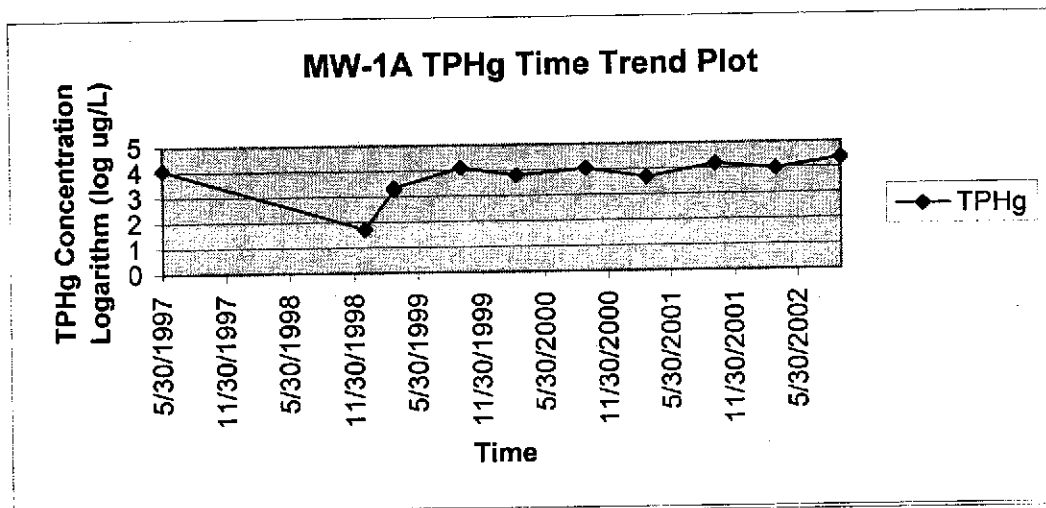
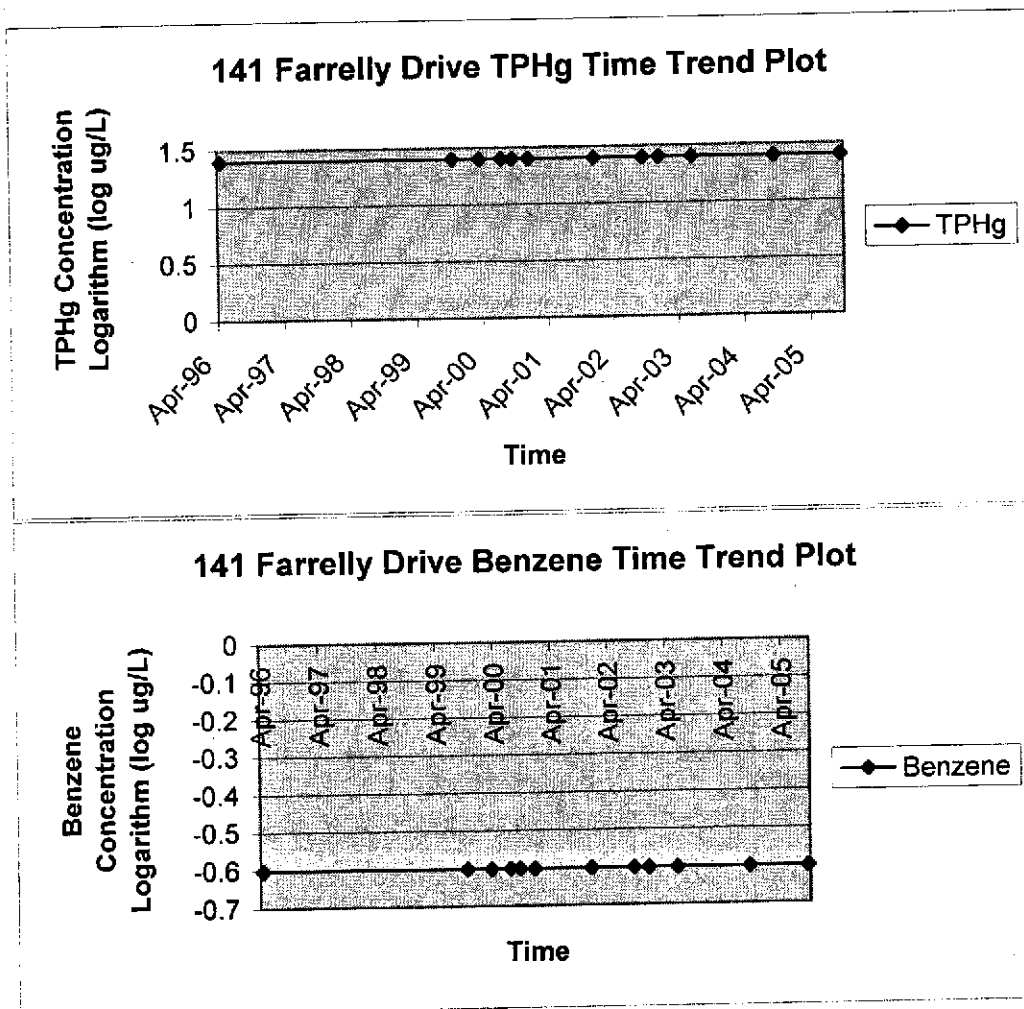


Figure 6o: Time Trend Plots for 141 Farrelly  
 German Autocraft - 301 14th Street, San Leandro, CA

Note: Values may represent the average of method detection limits and zero for non-detected results.

Date	TPHg	Benzene	logTPHg	logBenzene
4/6/1996	25	0.25	1.39794	-0.60206
10/2/1999	25	0.25	1.39794	-0.60206
3/18/2000	25	0.25	1.39794	-0.60206
7/13/2000	25	0.25	1.39794	-0.60206
9/26/2000	25	0.25	1.39794	-0.60206
12/29/2000	25	0.25	1.39794	-0.60206
12/21/2001	25	0.25	1.39794	-0.60206
9/30/2002	25	0.25	1.39794	-0.60206
12/21/2002	25	0.25	1.39794	-0.60206
6/19/2003	25	0.25	1.39794	-0.60206
9/14/2004	25	0.25	1.39794	-0.60206
9/20/2005	25	0.25	1.39794	-0.60206



## APPENDIX A: FIELD SAMPLING AND GAUGING PROCEDURES

### GROUNDWATER LEVEL MEASURING AND SAMPLING:

Sampling procedures commenced with measuring static water levels in monitoring wells using an electronic water level indicator accurate to 0.01 foot. Groundwater samples were collected using Teflon™ or stainless steel bailers. The bailers were cleaned prior to lowering into the groundwater by washing with Liquinox or laboratory grade detergent, rinsing with tap water, and drying. Floating product thickness was measured by gently lowering a bailer, or preferably an interface sampler into the well casing. The liquid level in the sampler was allowed to equilibrate with the liquid level in the well. After raising the sampler, the thickness of floating product, if present, was measured in the transparent sampler with a ruler or noting the presence of sheen and odor. The wells were then purged a minimum of four well volumes or until the parameters of temperature, conductance, and pH stabilized.

Groundwater samples were collected by gently pouring from the bailer into a 40-milliliter vial until a positive meniscus formed at the top of the vial, each vial was capped, and visually inspected to make sure no bubbles were present. Sample containers are labeled for sampling point reference and chilled on ice immediately after collection. Chain-of-custody documentation was maintained until the samples were received by the laboratory.

# Entech Analytical Labs, Inc.

3334 Victor Court • Santa Clara, CA 95054 • (408) 588-0200 • Fax (408) 588-0201

Certificate ID: 45392 - 9/29/2005 10:10:06 AM

Tom Price  
Environmental Testing  
1792 Rogers Avenue  
San Jose, CA 95112

Order Number: 45392  
Project Name: GA

Date Received: 09/20/2005  
P.O. Number: GA  
Global ID: T0600100639

## Certificate of Analysis - Final Report

On September 20, 2005, samples were received under chain of custody for analysis.  
Entech analyzes samples "as received" unless otherwise noted. The following results are included:

<u>Matrix</u>	<u>Test</u>	<u>Comments</u>
Liquid	EDF TPH as Gasoline BTEX	

Entech Analytical Labs, Inc. is certified for environmental analyses by the State of California (#2346).  
If you have any questions regarding this report, please call us at 408-588-0200 ext. 225.

Sincerely,



Laurie Glantz-Murphy  
Laboratory Director

# Entech Analytical Labs, Inc.

3334 Victor Court, Santa Clara, CA 95054

Phone: (408) 588-0200

Fax: (408) 588-0201

Environmental Testing  
1792 Rogers Avenue  
San Jose, CA 95112  
Attn: Tom Price

Date Received: 9/20/2005  
Project ID: GA  
Project Name: GA  
GlobalID: T0600100639  
P.O. Number: GA  
Sample Collected by: Client

## Certificate of Analysis - Data Report

Lab #: 45392-001 Sample ID: MW-09

Matrix: Liquid Sample Date: 9/20/2005 3:10 PM

EPA 5030C EPA 8015 MOD. (Purgeable)									TPH as Gasoline	
Parameter	Result	Qual	D/P-F	Detection Limit	Units	Prep Date	Prep Batch	Analysis Date	QC Batch	
TPH as Gasoline	8600		50	2500	µg/L	N/A	N/A	9/21/2005	WGC4050921	
<b>Surrogate</b> <b>Surrogate Recovery</b> <b>Control Limits (%)</b>									Analyzed by: mruan	
4-Bromofluorobenzene	116		65	135						Reviewed by: MaiChiTu

EPA 8020									BTEX	
Parameter	Result	Qual	D/P-F	Detection Limit	Units	Prep Date	Prep Batch	Analysis Date	QC Batch	
Benzene	28		50	25	µg/L	N/A	N/A	9/21/2005	WGC4050921	
Toluene	ND		50	25	µg/L	N/A	N/A	9/21/2005	WGC4050921	
Ethyl Benzene	89		50	25	µg/L	N/A	N/A	9/21/2005	WGC4050921	
Xylenes, Total	30		50	25	µg/L	N/A	N/A	9/21/2005	WGC4050921	
<b>Surrogate</b> <b>Surrogate Recovery</b> <b>Control Limits (%)</b>									Analyzed by: mruan	
4-Bromofluorobenzene	122		65	135						Reviewed by: MaiChiTu

Lab #: 45392-002 Sample ID: MW-10

Matrix: Liquid Sample Date: 9/20/2005 3:35 PM

EPA 5030C EPA 8015 MOD. (Purgeable)									TPH as Gasoline	
Parameter	Result	Qual	D/P-F	Detection Limit	Units	Prep Date	Prep Batch	Analysis Date	QC Batch	
TPH as Gasoline	8300		50	2500	µg/L	N/A	N/A	9/21/2005	WGC4050921	
<b>Surrogate</b> <b>Surrogate Recovery</b> <b>Control Limits (%)</b>									Analyzed by: mruan	
4-Bromofluorobenzene	131		65	135						Reviewed by: MaiChiTu

EPA 8020									BTEX	
Parameter	Result	Qual	D/P-F	Detection Limit	Units	Prep Date	Prep Batch	Analysis Date	QC Batch	
Benzene	86		50	25	µg/L	N/A	N/A	9/21/2005	WGC4050921	
Toluene	25		50	25	µg/L	N/A	N/A	9/21/2005	WGC4050921	
Ethyl Benzene	81		50	25	µg/L	N/A	N/A	9/21/2005	WGC4050921	
Xylenes, Total	54		50	25	µg/L	N/A	N/A	9/21/2005	WGC4050921	
<b>Surrogate</b> <b>Surrogate Recovery</b> <b>Control Limits (%)</b>									Analyzed by: mruan	
4-Bromofluorobenzene	131		65	135						Reviewed by: MaiChiTu



# Entech Analytical Labs, Inc.

3334 Victor Court , Santa Clara, CA 95054

Phone: (408) 588-0200

Fax: (408) 588-0201

Environmental Testing  
1792 Rogers Avenue  
San Jose, CA 95112  
Attn: Tom Price

Date Received: 9/20/2005  
Project ID: GA  
Project Name: GA  
GlobalID: T0600100639  
P.O. Number: GA  
Sample Collected by: Client

## Certificate of Analysis - Data Report

Lab #: 45392-003 Sample ID: MW-141

Matrix: Liquid Sample Date: 9/20/2005 4:15 PM

EPA 5030C EPA 8015 MOD. (Purgeable)									TPH as Gasoline
Parameter	Result	Qual	D/P-F	Detection Limit	Units	Prep Date	Prep Batch	Analysis Date	QC Batch
TPH as Gasoline	ND		1.0	50	µg/L	N/A	N/A	9/21/2005	WGC4050921
Surrogate	Surrogate Recovery	Control Limits (%)							
4-Bromofluorobenzene	94.2	65 - 135		Analyzed by: mruan Reviewed by: MaiChiTu					

EPA 8020									BTEX
Parameter	Result	Qual	D/P-F	Detection Limit	Units	Prep Date	Prep Batch	Analysis Date	QC Batch
Benzene	ND		1.0	0.50	µg/L	N/A	N/A	9/21/2005	WGC4050921
Toluene	ND		1.0	0.50	µg/L	N/A	N/A	9/21/2005	WGC4050921
Ethyl Benzene	ND		1.0	0.50	µg/L	N/A	N/A	9/21/2005	WGC4050921
Xylenes, Total	ND		1.0	0.50	µg/L	N/A	N/A	9/21/2005	WGC4050921
Surrogate	Surrogate Recovery	Control Limits (%)							
4-Bromofluorobenzene	96.5	65 - 135		Analyzed by: mruan Reviewed by: MaiChiTu					

# Entech Analytical Labs, Inc.

3334 Victor Court, Santa Clara, CA 95054 Phone: (408) 588-0200 Fax: (408) 588-0201

Method Blank - Liquid - EPA 8015 MOD. (Purgeable) - TPH as Gasoline

Validated by: TFulton - 09/23/05

QC Batch ID: WGC4050921

QC Batch Analysis Date: 9/21/2005

Parameter	Result	DF	PQLR	Units
TPH as Gasoline	ND	1	50	µg/L

Surrogate for Blank	% Recovery	Control Limits
4-Bromofluorobenzene	103	65 - 135

Laboratory Control Sample / Duplicate - Liquid - EPA 8015 MOD. (Purgeable) - TPH as Gasoline

Reviewed by: TFulton - 09/23/05

QC Batch ID: WGC4050921

QC Batch ID Analysis Date: 9/21/2005

LCS Parameter	Method Blank	Spike Amt	SpikeResult	Units	% Recovery	Recovery Limits
TPH as Gasoline	<50	250	252	µg/L	101	65 - 135

Surrogate	% Recovery	Control Limits
4-Bromofluorobenzene	103	65 - 135

LCSD Parameter	Method Blank	Spike Amt	SpikeResult	Units	% Recovery	RPD	RPD Limits	Recovery Limits
TPH as Gasoline	<50	250	240	µg/L	96.0	4.9	25.0	65 - 135

Surrogate	% Recovery	Control Limits
4-Bromofluorobenzene	92	65 - 135

Matrix Spike / Matrix Spike Duplicate - Liquid - EPA 8015 MOD. (Purgeable) - TPH as Gasoline

Reviewed by: TFulton - 09/23/05

QC Batch ID: WGC4050921

QC Batch ID Analysis Date: 9/21/2005

MS Parameter	Sample Spiked: 45392-003	Sample Result	Spike Amount	Spike Result	Units	Analysis Date	% Recovery	Recovery Limits
TPH as Gasoline		ND	250	246	µg/L	9/21/2005	98.4	65 - 135

Surrogate	% Recovery	Control Limits
4-Bromofluorobenzene	101	65 - 135

MSD Parameter	Sample Spiked: 45392-003	Sample Result	Spike Amount	Spike Result	Units	Analysis Date	% Recovery	RPD	RPD Limits	Recovery Limits
TPH as Gasoline		ND	250	246	µg/L	9/21/2005	98.4	0.0	25.0	65 - 135

Surrogate	% Recovery	Control Limits
4-Bromofluorobenzene	102	65 - 135

# Entech Analytical Labs, Inc.

3334 Victor Court, Santa Clara, CA 95054 Phone: (408) 588-0200 Fax: (408) 588-0201

Method Blank - Liquid - EPA 8020 - BTEX

Validated by: TFulton - 09/23/05

QC Batch ID: WGC4050921

QC Batch Analysis Date: 9/21/2005

Parameter	Result	DF	PQLR	Units
Benzene	ND	1	0.50	µg/L
Ethyl Benzene	ND	1	0.50	µg/L
Toluene	ND	1	0.50	µg/L
Xylenes, Total	ND	1	0.50	µg/L

Surrogate for Blank	% Recovery	Control Limits
4-Bromofluorobenzene	96.6	65 - 135

Laboratory Control Sample / Duplicate - Liquid - EPA 8020 - BTEX

Reviewed by: TFulton - 09/23/05

QC Batch ID: WGC4050921

QC Batch ID Analysis Date: 9/21/2005

LCS Parameter	Method Blank	Spike Amt	SpikeResult	Units	% Recovery	Recovery Limits
Benzene	<0.50	8.0	8.43	µg/L	105	65 - 135
Ethyl Benzene	<0.50	8.0	8.41	µg/L	105	65 - 135
Toluene	<0.50	8.0	8.86	µg/L	111	65 - 135
Xylenes, total	<0.50	24	25.4	µg/L	106	65 - 135

Surrogate	% Recovery	Control Limits
4-Bromofluorobenzene	99.6	65 - 135

LCSD Parameter	Method Blank	Spike Amt	SpikeResult	Units	% Recovery	RPD	RPD Limits	Recovery Limits
Benzene	<0.50	8.0	8.09	µg/L	101	4.1	25.0	65 - 135
Ethyl Benzene	<0.50	8.0	7.95	µg/L	99.4	5.6	25.0	65 - 135
Toluene	<0.50	8.0	8.48	µg/L	106	4.4	25.0	65 - 135
Xylenes, total	<0.50	24	24.1	µg/L	100	5.3	25.0	65 - 135

Surrogate	% Recovery	Control Limits
4-Bromofluorobenzene	100	65 - 135

# Entech Analytical Labs, Inc.

3334 Victor Court, Santa Clara, CA 95054 Phone: (408) 588-0200 Fax: (408) 588-0201

Matrix Spike / Matrix Spike Duplicate - Liquid - EPA 8020 - BTEX

Reviewed by: TFulton - 09/23/05

QC Batch ID: WGC4050921

QC Batch ID Analysis Date: 9/21/2005

MS Sample Spiked: 45392-003

Parameter	Sample Result	Spike Amount	Spike Result	Units	Analysis Date	% Recovery	Recovery Limits
Benzene	ND	2.8	3.27	µg/L	9/21/2005	116	65 - 135
Ethyl Benzene	ND	3.7	3.24	µg/L	9/21/2005	87.6	65 - 135
Toluene	ND	16	17.0	µg/L	9/21/2005	104	65 - 135
Xylenes, total	ND	20	17.5	µg/L	9/21/2005	89.7	65 - 135

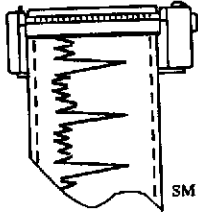
Surrogate	% Recovery	Control Limits
4-Bromofluorobenzene	99.4	65 - 135

MSD Sample Spiked: 45392-003

Parameter	Sample Result	Spike Amount	Spike Result	Units	Analysis Date	% Recovery	RPD	RPD Limits	Recovery Limits
Benzene	ND	2.8	3.21	µg/L	9/21/2005	114	1.9	25.0	65 - 135
Ethyl Benzene	ND	3.7	2.87	µg/L	9/21/2005	77.6	12	25.0	65 - 135
Toluene	ND	16	16.5	µg/L	9/21/2005	101	3.0	25.0	65 - 135
Xylenes, total	ND	20	17.0	µg/L	9/21/2005	87.3	3.0	25.0	65 - 135

Surrogate	% Recovery	Control Limits
4-Bromofluorobenzene	101	65 - 135





# ENVIRONMENTAL TESTING

1792 ROGERS AVENUE  
SAN JOSE, CALIFORNIA 95112  
408.453.1800 FAX: 408.453.1801

Date: 7/20/05 Project Name: GA.

Project No.: \_\_\_\_\_ Well No./Description: mw-9

Depth of Well: 33.7 1 Well Volume: 1.3 Gallons

Depth to Water: 25.76 3 Well Volumes: 3.9 Gallons

Casing Diameter: 2" - 4" Actual Volume Purged: 3.9 Gallons

### Calculations:

2" - \* 0.1632  
4" - \* 0.653

$$\begin{array}{r} 4.168 \\ \underline{1.28} \\ \hline \end{array}$$

Purge Method:  Bailer  Displacement Pump  Impinger/Vacuum

Sample Method:  Bailer  Other Specify: \_\_\_\_\_

Sheen:  No  Yes, Describe sheen splashes

Odor:  No  Yes, Describe H2S strong

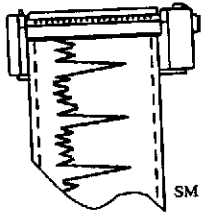
### Field Measurements:

Time	Volume	pH	Temp.	EC	Color
<u>300</u>	<u>1.3</u>	<u>6.7</u>	<u>70</u>	<u>471</u>	<u>gray</u>
<u>305</u>	<u>2.6</u>	<u>7.0</u>	<u>68</u>	<u>469</u>	<u>"</u>
<u>310</u>	<u>3.9</u>	<u>6.9</u>	<u>67</u>	<u>470</u>	<u>"</u>
_____	_____	_____	_____	_____	_____
_____	_____	_____	_____	_____	_____

Remarks: \_\_\_\_\_  
\_\_\_\_\_  
\_\_\_\_\_

Sampler: \_\_\_\_\_

141 Fennell  
Date 26-48



**ENVIRONMENTAL TESTING**  
1792 ROGERS AVENUE  
SAN JOSE, CALIFORNIA 95112  
408.453.1800 FAX: 408.453.1801

Date: 11/27/05 GA

Project Name: 9/20/05

Project No.: \_\_\_\_\_

Well No./Description: mw-10

Depth of Well: 37.5

1 Well Volume: 1.6 Gallons

Depth to Water: 27.17

3 Well Volumes: 4.8 Gallons

Casing Diameter:  2"  4"

Actual Volume Purged: 4.8 Gallons

Calculations:

2" - \* 0.1632  
4" - \* 0.653

Purge Method:  Bailer  Displacement Pump  Impinger/Vacuum

Sample Method:  Bailer  Other Specify: \_\_\_\_\_

Sheen:  No  Yes, Describe \_\_\_\_\_

Odor:  No  Yes, Describe H<sub>2</sub>S mild

Field Measurements:

Time	Volume	pH	Temp.	E.C.	Color
<u>325</u>	<u>1.6</u>	<u>6.9</u>	<u>66</u>	<u>418</u>	<u>gray</u>
<u>330</u>	<u>3.2</u>	<u>7.0</u>	<u>66</u>	<u>410</u>	<u>"</u>
<u>335</u>	<u>4.8</u>	<u>7.0</u>	<u>66</u>	<u>463</u>	<u>"</u>
_____	_____	_____	_____	_____	_____
_____	_____	_____	_____	_____	_____

Remarks: \_\_\_\_\_  
\_\_\_\_\_  
\_\_\_\_\_

Sampler: \_\_\_\_\_

## APPENDIX D: QUALITY ASSURANCE/QUALITY CONTROL PROGRAM

The quality assurance/quality control measures used for groundwater sampling included the following:

- Groundwater samples collected for volatile organic analysis, are collected in triplicate 40 milliliter vials. This will provide a back up in the event that the vials are broken in transport.
- On an annual basis one trip blank or duplicate sample is submitted for testing.



**APPENDIX E: REPORT DISTRIBUTION LIST**

Copies of this report have been mailed to the attention of the following parties:

Seung Lee  
German Autocraft  
301 E. 14th Street  
San Leandro, California 94577

Donna Drogon  
Alameda County Department of Environmental Health  
1131 Harbor Bay Parkway, #250  
Alameda, California 94502-6577

Mike Bakaldin  
City of San Leandro Environmental Services Department  
835 E. 14th Street  
San Leandro, California 94577