

RECEIVED

3:22 pm, Feb 23, 2009

Alameda County
Environmental Health



76 Broadway
Sacramento, California 95818

November 12, 2008

Barbara Jakub
Alameda County Health Agency
1131 Harbor Bay parkway, Suite250
Alameda, California 94502-577

Re: **Quarterly Summary Reports—Third Quarter 2008**
76 Service Station # 4625 RO # 0298
3070 Fruitvale Ave.
Oakland, CA

Dear Ms. Jakub:

I declare under penalty of perjury that to the best of my knowledge the information and/or recommendations contained in the attached report is/are true and correct.

If you have any questions or need additional information, please call me at (916) 558-7666.

Sincerely,

A handwritten signature in black ink, appearing to read "Terry L. Grayson". The signature is fluid and cursive, with a large loop at the end.

Terry L. Grayson
Site Manager
Risk Management & Remediation

November 10, 2008

Ms. Barbara Jakub
Alameda County Health Care Services
1131 Harbor Bay Parkway
Alameda, CA 94502-6577

Re: Quarterly Summary Report – Third Quarter 2008
76 Service Station No. 4625
3070 Fruitvale Avenue
Oakland, California




Dear Ms. Jakub,


On behalf of ConocoPhillips Company (ConocoPhillips), Delta Consultants (Delta) is submitting the subject report and forwarding a copy of TRC's *Quarterly Monitoring Report July through September 2008*, dated October 17, 2008 for the above site. TRC has uploaded a copy of their report to the GeoTracker database.

Please contact me at (916) 503-1260 if you have questions.

Sincerely,

Delta Consultants


John Reay, P.G.
Senior Project Manager
Enclosure



cc: Mr. Bill Borgh– ConocoPhillips (electronic copy only)

**QUARTERLY SUMMARY REPORT
Third Quarter 2008**

County: Alameda

SITE DESCRIPTION

The site is an operating 76 service station located on the southeast corner of Fruitvale Avenue and School Street in Oakland, California. The current site facilities include a station building with two automotive service bays equipped with hydraulic lifts, four dispenser islands with two canopies, two 12,000-gallon double-wall fiberglass gasoline underground storage tanks (USTs), and one above ground waste-oil tank.

SITE BACKGROUND AND ACTIVITY

April/May 1998: The gasoline USTs, product piping and dispensers were removed and replaced. Concentrations of total petroleum hydrocarbons as gasoline (TPH-G), benzene, and methyl tertiary butyl ether (MTBE) ranged from non-detect to moderate levels.

May 1998: A waste oil UST and associated piping was also removed. Concentrations of TPH-G, benzene, total petroleum hydrocarbons as diesel (TPH-D), total oil and grease (TOG), volatile organic compounds (VOCs), semi-volatile organic compounds (SVOCs) and metals ranged from non-detect to moderate levels. A total of approximately 1,166 tons of soil were over excavated and transported from the site to Allied Waste's Forward Landfill in Manteca, California. Additionally, 40,000 gallons of groundwater were pumped from the UST pit and transported to the Tosco Refinery in Rodeo, California for disposal. A conductor casing was installed in the backfill during installation of the replacement gasoline USTs. The waste oil tank was replaced with an aboveground tank.

April 2000: Four monitoring wells were installed at the site.

May 2003: Two monitoring wells were installed to 25 feet below ground surface (bgs) and two exploratory borings were advanced to approximately 15 feet bgs. Soil samples contained low maximum levels of benzene, MTBE, and tertiary butyl alcohol (TBA), and moderate levels of TPH-G. Grab groundwater samples collected from the two soil borings were reported to contain elevated concentrations of petroleum hydrocarbons in both samples.

October 2003: Site environmental consulting responsibilities were transferred to TRC.

February/March 2006: TRC conducted a hydropunch groundwater investigation at the site which involved the advancement of two onsite and five offsite hydropunch borings using a cone penetrometer testing (CPT) rig.

July 2007: TRC installed one onsite groundwater monitoring well (MW-7) to a total depth of 55 feet below grade (fbg) and two offsite groundwater monitoring wells (MW-8 and MW-9) to a total depth of 20 fbg.

October 2007: Site environmental consulting responsibilities were transferred to Delta Consultants.

SENSITIVE RECEPTORS

August 2000: A well survey was conducted by Gettler Ryan as part of a Limited Subsurface Investigation. The well survey identified an irrigation well located approximately 1,700 feet south-southeast of the site. The only surface water body identified was Sausal Creek, located approximately 500 feet west of the site.

An additional potential sensitive receptor identified as Eden Manor is a retirement home located across Fruitvale Avenue to the west and down gradient of the site. Groundwater samples

collected from MW-8 and MW-9 located along the western boundary of Fruitvale Avenue on a quarterly basis since 9/27/07 have shown all COC to be below laboratory reporting limits.

GROUNDWATER MONITORING AND SAMPLING

The groundwater monitoring well network, consisting of eight onsite and two offsite monitoring wells, has been monitored and sampled on a quarterly basis since May 2000. During the most recent groundwater sampling event conducted on September 15, 2008, reported depth to groundwater ranged from 8.75 feet (MW-1) to 10.89 feet (MW-9) below top of casing (TOC).

The groundwater flow direction was reported west at a gradient of 0.02 ft/ft. Previous sampling event reported west gradient at 0.03 ft/ft on June 17, 2008. Reported historical groundwater flow direction has been primarily to the west.

Dissolved groundwater concentrations are reported as follows.

TPH-G Detected in three of the nine sampled wells with a maximum concentration of 230 µg/L in well MW-5. This is a decrease from a maximum concentration of 2000 µg/L in well MW-5 during the previous sampling event.

Benzene Detected in two of the nine sampled wells with a maximum concentration of 5.3 µg/L in well MW-5. This is a decrease from a maximum concentration of 160 µg/L in well MW-5 during the previous sampling event.

MTBE Detected in three of the nine sampled wells with a maximum concentration of 200 µg/L in well MW-6. This is a decrease from a maximum concentration of 250 µg/L in well MW-6 during the previous sampling event.

REMEDIATION STATUS

May 1998: A total of approximately 1,166 tons of soil generated during replacement of Fuel and waste oil USTs were over excavated and transported from the site to Allied Waste's Forward Landfill in Manteca, California. Additionally, 40,000 gallons of groundwater were pumped from the UST pit and transported to the Tosco Refinery in Rodeo, California for disposal. Remediation is not currently being conducted at the site.

CHARACTERIZATION STATUS

Maximum TPH-G, benzene and MTBE soil concentrations were reported at 1,700 ppm, 17 ppm, and 150 ppm respectively.

For this groundwater monitoring event TPH-G, benzene, and MTBE were detected in MW-5 at 230 µg/L, 5.3 µg/L, and 99 µg/L respectively and in MW-6 at 150 µg/L, 0.90 µg/L, and 200 µg/L respectively

RECENT CORRESPONDENCE

Letter dated 7/25/08, subject *Fuel Lead Case No. Ro00000298 and Geotracker Global ID T0600102156, Unocal #4625, 3070 Fruitvale Avenue, Oakland, CA 94602*, by AECHS requesting Work Plan and preferential pathway evaluation to be prepared and submitted by 12/8/08.

THIS QUARTER ACTIVITIES (Third Quarter 2008)

- TRC prepared the *Quarterly Monitoring Report, July through September 2008* dated October 17, 2008.

NEXT QUARTER ACTIVITIES (Fourth Quarter 2008)

- TRC will perform the fourth quarter 2008 groundwater monitoring and sampling event and will prepare a quarterly monitoring report.

- Delta will prepare and submit Work Plan per AECHS letter dated 7/25/08.

CONSULTANT: Delta Consultants



21 Technology Drive
Irvine, CA 92618

949.727.9336 PHONE
949.727.7399 FAX

www.TRCSolutions.com

DATE: October 17, 2008

TO: ConocoPhillips Company
76 Broadway
Sacramento, CA 95818

ATTN: MR. TERRY GRAYSON

SITE: 76 STATION 4625
3070 FRUITVALE AVENUE
OAKLAND, CALIFORNIA

RE: QUARTERLY MONITORING REPORT
JULY THROUGH SEPTEMBER 2008

Dear Mr. Grayson:

Please find enclosed our Quarterly Monitoring Report for 76 Station 4625, located at 3070 Fruitvale Avenue, Oakland, California. If you have any questions regarding this report, please call us at (949) 727-9336.

Sincerely,

TRC

A handwritten signature in black ink, appearing to read "Anju Farfan".

Anju Farfan
Groundwater Program Operations Manager

CC: Ms. Caitlin Morgan, Delta Consultants (2 copies)

Enclosures
20-0400/4625R21.QMS


**QUARTERLY MONITORING REPORT
JULY THROUGH SEPTEMBER 2008**

76 STATION 4625
3070 Fruitvale Avenue
Oakland, California

Prepared For:

Mr. Terry Grayson
CONOCOPHILLIPS COMPANY
76 Broadway
Sacramento, California 95818

By:



Senior Project Geologist, Irvine Operations

Date: 10/6/08



LIST OF ATTACHMENTS

Summary Sheet	Summary of Gauging and Sampling Activities
Tables	Table Key Contents of Tables Table 1: Current Fluid Levels and Selected Analytical Results Table 1a: Additional Current Analytical Results Table 1b: Additional Current Analytical Results Table 1c: Additional Current Analytical Results Table 1d: Additional Current Analytical Results Table 1e: Additional Current Analytical Results Table 1f: Additional Current Analytical Results Table 1g: Additional Current Analytical Results Table 1h: Additional Current Analytical Results Table 1i: Additional Current Analytical Results Table 1j: Additional Current Analytical Results Table 1k: Additional Current Analytical Results Table 2: Historic Fluid Levels and Selected Analytical Results Table 2a: Additional Historic Analytical Results Table 2b: Additional Historic Analytical Results Table 2c: Additional Historic Analytical Results Table 2d: Additional Historic Analytical Results Table 2e: Additional Historic Analytical Results Table 2f: Additional Historic Analytical Results Table 2g: Additional Historic Analytical Results Table 2h: Additional Historic Analytical Results Table 2i: Additional Historic Analytical Results Table 2j: Additional Historic Analytical Results Table 2k: Additional Historic Analytical Results Table 2l: Additional Historic Analytical Results
Figures	Figure 1: Vicinity Map Figure 2: Groundwater Elevation Contour Map Figure 3: Dissolved-Phase TPH-G (GC/MS) Concentration Map Figure 4: Dissolved-Phase Benzene Concentration Map Figure 5: Dissolved-Phase MTBE Concentration Map
Graphs	Groundwater Elevations vs. Time Benzene Concentrations vs. Time
Field Activities	General Field Procedures Field Monitoring Data Sheet – 09/15/08 Groundwater Sampling Field Notes – 09/15/08
Laboratory Reports	Official Laboratory Reports Quality Control Reports Chain of Custody Records
Statements	Purge Water Disposal Limitations

Summary of Gauging and Sampling Activities
July 2008 through September 2008
76 Station 4625
3070 Fruitvale Avenue
Oakland, CA

Project Coordinator: **Terry Grayson**
Telephone: **916-558-7666**

Water Sampling Contractor: **TRC**
Compiled by: **Christina Carrillo**

Date(s) of Gauging/Sampling Event: **09/15/08**

Sample Points

Groundwater wells: **8 onsite, 2 offsite** Points gauged: **10** Points sampled: **9**
Purging method: **Bailer/submersible pump**
Purge water disposal: **Veolia/Rodeo Unit 100**
Other Sample Points: **0** Type: **--**

Liquid Phase Hydrocarbons (LPH)

Sample Points with LPH: **0** Maximum thickness (feet): **--**
LPH removal frequency: **--** Method: **--**
Treatment or disposal of water/LPH: **--**

Hydrogeologic Parameters

Depth to groundwater (below TOC): Minimum: **8.75 feet** Maximum: **10.89 feet**
Average groundwater elevation (relative to available local datum): **127.99 feet**
Average change in groundwater elevation since previous event: **-0.44 feet**
Interpreted groundwater gradient and flow direction:
 Current event: **0.02 ft/ft, west**
 Previous event: **0.03 ft/ft, west (06/17/08)**

Selected Laboratory Results

Sample Points with detected **Benzene**: **2** Sample Points above MCL (1.0 µg/l): **1**
 Maximum reported benzene concentration: **5.3 µg/l (MW-5)**
Sample Points with **TPH-G by GC/MS** **3** Maximum: **230 µg/l (MW-5)**
Sample Points with **MTBE 8260B** **3** Maximum: **200 µg/l (MW-6)**

Notes:

USTW=Monitored only

TABLES

TABLE KEY

STANDARD ABBREVIATIONS

--	=	not analyzed, measured, or collected
LPH	=	liquid-phase hydrocarbons
Trace	=	less than 0.01 foot of LPH in well
µg/l	=	micrograms per liter (approx. equivalent to parts per billion, ppb)
mg/l	=	milligrams per liter (approx. equivalent to parts per million, ppm)
ND<	=	not detected at or above laboratory detection limit
TOC	=	top of casing (surveyed reference elevation)

ANALYTES

BTEX	=	benzene, toluene, ethylbenzene, and (total) xylenes
DIPE	=	di-isopropyl ether
ETBE	=	ethyl tertiary butyl ether
MTBE	=	methyl tertiary butyl ether
PCB	=	polychlorinated biphenyls
PCE	=	tetrachloroethene
TBA	=	tertiary butyl alcohol
TCA	=	trichloroethane
TCE	=	trichloroethene
TPH-G	=	total petroleum hydrocarbons with gasoline distinction
TPH-G (GC/MS)	=	total petroleum hydrocarbons with gasoline distinction utilizing EPA Method 8260B
TPH-D	=	total petroleum hydrocarbons with diesel distinction
TRPH	=	total recoverable petroleum hydrocarbons
TAME	=	tertiary amyl methyl ether
1,1-DCA	=	1,1-dichloroethane
1,2-DCA	=	1,2-dichloroethane (same as EDC, ethylene dichloride)
1,1-DCE	=	1,1-dichloroethene
1,2-DCE	=	1,2-dichloroethene (cis- and trans-)

NOTES

1. Elevations are in feet above mean sea level. Depths are in feet below surveyed top-of-casing.
2. Groundwater elevations for wells with LPH are calculated as: $\text{Surface Elevation} - \text{Measured Depth to Water} + (\text{Dp} \times \text{LPH Thickness})$, where Dp is the density of the LPH, if known. A value of 0.75 is used for gasoline and when the density is not known. A value of 0.83 is used for diesel.
3. Wells with LPH are generally not sampled for laboratory analysis (see General Field Procedures).
4. Comments shown on tables are general. Additional explanations may be included in field notes and laboratory reports, both of which are included as part of this report.
5. A "J" flag indicates that a reported analytical result is an estimated concentration value between the method detection limit (MDL) and the practical quantification limit (PQL) specified by the laboratory.
6. Other laboratory flags (qualifiers) may have been reported. See the official laboratory report (attached) for a complete list of laboratory flags.
7. Concentration graphs based on tables (presented following Figures) show non-detect results prior to the Second Quarter 2000 plotted at fixed values for graphical display. Non-detect results reported since that time are plotted at reporting limits stated in the official laboratory report.
8. Groundwater vs. Time graphs may be corrected for apparent level changes due to re-survey.

REFERENCE

TRC began groundwater monitoring and sampling for 76 Station 4625 in October 2004. Historical data compiled prior to that time were provided by Gettler-Ryan Inc.

Contents of Tables 1 and 2

Site: 76 Station 4625

Current Event

Table 1	Well/ Date	Depth to Water	LPH Thickness	Ground- water Elevation	Change in Elevation	TPH-G (8015M)	TPH-G (GC/MS)	Benzene	Toluene	Ethyl- benzene	Total Xylenes	MTBE (8021B)	MTBE (8260B)
Table 1a	Well/ Date	TPH-D	TBA	Ethanol (8260B)	Ethylene- dibromide (EDB)	1,2-DCA (EDC)	DIPE	ETBE	TAME	Total Oil and Grease	Bromo- benzene	Bromo- chloro- methane	Bromo- chloro- methane
Table 1b	Well/ Date	Bromo- form	Bromo- methane	n-Butyl- benzene	sec-Butyl- benzene	tert-Butyl benzene	Carbon Tetra- chloride	Chloro- benzene	Chloro- ethane	Chloroform	Chloro- methane	2- Chloro- toluene	4-Chloro- toluene
Table 1c	Well/ Date	1,2Dibrom- 3-chloro- propane	Dibromo- chloro- methane	Dibromo- methane	1,2- Dichloro- benzene	1,3- Dichloro- benzene	1,4- Dichloro- benzene	Dichloro- difluoro- methane	1,1-DCA	1,1-DCE	cis- 1,2-DCE	trans- 1,2-DCE	1,2- Dichloro- propane
Table 1d	Well/ Date	1,3- Dichloro- propane	2,2- Dichloro- propane	1,1- Dichloro- propene	cis-1,3- Dichloro- propene	trans-1,3- Dichloro- propene	Hexa- chloro- butadiene	Isopropyl- benzene	p- Isopropyl- toluene	Methylene chloride	Naph- thalene	n-Propyl- benzene	Styrene
Table 1e	Well/ Date	1,1,1,2- Tetrachloro- ethane	1,1,2,2- Tetrachloro- ethane	Tetrachloro- ethene (PCE)	Trichloro- trifluoro- ethane	1,2,4- Trichloro- benzene	1,2,3- Trichloro- benzene	1,1,1- Trichloro- ethane	1,1,2- Trichloro- ethane	Trichloro- ethene (TCE)	Trichloro- fluoro- methane	1,2,3- Trichloro- propane	1,2,4- Trimethyl- benzene
Table 1f	Well/ Date	1,3,5- Trimethyl- benzene	Vinyl chloride	Acena- phthene	Acena- phthylene (svoc)	Anthra- cene	Benzo[a]- anthracene	Benzo[a]- pyrene	Benzo[b]- fluor- anthene	Benzo- [g,h,l]- perylene	Benzo[k]- fluor- anthene	Benzoic Acid	Benzyl Alcohol
Table 1g	Well/ Date	Bis(2-chloro- ethoxy) methane	Bis(2-chloro- ethyl) ether	Bis(2-chloro- isopropyl)- ether	Bis(2-ethyl- hexyl) phthalate	4-Bromo- pheny phe- nyl ether	Butyl- benzyl phthalate	4-Chloro- 3-methyl- phenol	4-Chloro- aniline	2-Chloro- naphtha- lene	2-Chloro- phenol	4-Chloro- phenyl ether	Chrysene
Table 1h	Well/ Date	Dibenzo- [a,h]- anthracene	Dibenzo- furan	1,2-Dichloro- benzene (svoc)	1,3-Dichloro- benzene (svoc)	1,4-Dichloro- benzene (svoc)	3,3-Dichloro- benzidine	2,4-Dichloro- phenol	Diethyl phthalate	2,4-Dimethyl- phenol	Dimethyl phthalate	Di-n-butyl phthalate	2,4-Dinitro- phenol
Table 1i	Well/ Date	2,4-Dinitro- toluene	2,6-Dinitro- toluene	Di-n-octyl phthalate	Fluoran- thene	Fluorene	Hexa- chloro- benzene	HCBd (svoc)	Hexachloro cyclopenta- diene	Hexachloro -ethane	Indeno- [1,2,3-c,d] pyrene	Isophorone	2-Methyl- 4,6-dinitro- phenol
Table 1j	Well/ Date	2-Methyl- naphtha- lene	2-Methyl- phenol	Naphtha- lene (svoc)	2-Nitro- aniline	3-Nitro- aniline	4-Nitro- aniline	Nitro- benzene	2-Nitro- phenol	4-Nitro- phenol	N-nitrosodi- n-propyl- amine	N-Nitro- sodiphenyl- amine	Penta- chloro- phenol
Table 1k	Well/ Date	Phen- anthrene	Phenol	Pyrene	1,2,4- Trichloro- benzene	2,4,6- Trichloro- phenol	2,4,5- Trichloro- phenol	Chromium (total)					

Contents of Tables 1 and 2

Site: 76 Station 4625

Historic Data

Table 2	Well/ Date	Depth to Water	LPH Thickness	Ground- water Elevation	Change in Elevation	TPH-G (8015M)	TPH-G (GC/MS)	Benzene	Toluene	Ethyl- benzene	Total Xylenes	MTBE (8021B)	MTBE (8260B)
Table 2a	Well/ Date	TPH-D	TBA	Ethanol (8260B)	Ethylene- dibromide (EDB)	1,2-DCA (EDC)	DIPE	ETBE	TAME	Total Oil and Grease	Acenaph- thylene	Acetone	Bromo- benzene
Table 2b	Well/ Date	Bromo- chloro- methane	Bromo- dichloro- methane	Bromo- form	Bromo- methane	n-Butyl- benzene	sec-Butyl- benzene	tert-Butyl benzene	Carbon Disulfide	Carbon Tetra- chloride	Chloro- benzene	Chloro- ethane	2- Chloroethyl vinyl ether
Table 2c	Well/ Date	Chloroform	Chloro- methane	2- Chloro- toluene	4-Chloro- toluene	1,2Dibrom- 3-chloro- propane	Dibromo- chloro- methane	Dibromo- methane	1,2- Dichloro- benzene	1,3- Dichloro- benzene	1,4- Dichloro- benzene	Dichloro- difluoro- methane	1,1-DCA
Table 2d	Well/ Date	1,1-DCE	cis- 1,2-DCE	trans- 1,2-DCE	1,2- Dichloro- propane	1,3- Dichloro- propane	2,2- Dichloro- propane	1,1- Dichloro- propene	cis-1,3- Dichloro- propene	trans-1,3- Dichloro- propene	Hexa- chloro- butadiene	2- Hexanone	Isopropyl- benzene
Table 2e	Well/ Date	p- Isopropyl- toluene	Methyl- ethyl Keytone	Methyl- isobutyl ketone	Methylene chloride	Naph- thalene	n-Propyl- benzene	Styrene	1,1,1,2- Tetrachloro- ethane	1,1,2,2- Tetrachloro- ethane	Tetrachloro- ethene (PCE)	Trichloro- trifluoro- ethane	1,2,4- Trichloro- benzene
Table 2f	Well/ Date	1,2,3- Trichloro- benzene	1,1,1- Trichloro- ethane	1,1,2- Trichloro- ethane	Trichloro- ethene (TCE)	Trichloro- fluoro- methane	1,2,3- Trichloro- propane	1,2,4- Trimethyl- benzene	1,3,5- Trimethyl- benzene	Vinyl- acetate	Vinyl chloride	Acena- phthene	Acena- phthylene (svoc)
Table 2g	Well/ Date	Anthra- cene	Benzo[a]- anthracene	Benzo[a]- pyrene	Benzo[b]- fluor- anthene	Benzo- [g,h,i]- perylene	Benzo[k]- fluor- anthene	Benzoic Acid	Benzyl Alcohol	Bis(2-chloro- ethoxy) methane	Bis(2-chloro- ethyl) ether	Bis(2-chloro- isopropyl)- ether	Bis(2-ethyl- hexyl) phthalate
Table 2h	Well/ Date	4-Bromo- pheny phe- nyl ether	Butyl- benzyl phthalate	4-Chloro- 3-methyl- phenol	4-Chloro- aniline	2-Chloro- naphtha- lene	2-Chloro- phenol	4-Chloro- phenyl ether	Chrysene	Dibenzo- [a,h]- anthracene	Dibenzo- furan	1,2-Dichloro- benzene (svoc)	1,3-Dichloro- benzene (svoc)
Table 2i	Well/ Date	1,4-Dichloro- benzene (svoc)	3,3-Dichloro- benzidine	2,4-Dichloro- phenol	Diethyl phthalate	2,4-Dimethyl- phenol	Dimethyl phthalate	Di-n-butyl phthalate	2,4-Dinitro- phenol	2,4-Dinitro- toluene	2,6-Dinitro- toluene	Di-n-octyl phthalate	Fluoran- thene
Table 2j	Well/ Date	Fluorene	Hexa- chloro- benzene	HCBd (svoc)	Hexachloro cyclopenta- diene	Hexachloro -ethane	Indeno- [1,2,3-c,d] pyrene	Isophorone	2-Methyl- 4,6-dinitro- phenol	2-Methyl- naphtha- lene	2-Methyl- phenol	4-Methyl- phenol	3- and 4- Methyl- phenol
Table 2k	Well/ Date	Naphtha- lene (svoc)	2-Nitro- aniline	3-Nitro- aniline	4-Nitro- aniline	Nitro- benzene	2-Nitro- phenol	4-Nitro- phenol	N-nitrosodi- n-propyl- amine	N-Nitro- sodiphenyl- amine	Penta- chloro- phenol	Phen- anthrene	Phenol

Contents of Tables 1 and 2
Site: 76 Station 4625

Table 2I	Well/ Date	Pyrene	1,2,4- Trichloro- benzene	2,4,6- Trichloro- phenol	2,4,5- Trichloro- phenol	Chromium (total)
-----------------	-----------------------	---------------	--	---	---	-----------------------------

Table 1
CURRENT FLUID LEVELS AND SELECTED ANALYTICAL RESULTS
September 15, 2008
76 Station 4625

Date Sampled	TOC Elevation (feet)	Depth to Water (feet)	LPH Thickness (feet)	Ground-water Elevation (feet)	Change in Elevation (feet)	TPH-G (8015M) (µg/l)	TPH-G (GC/MS) (µg/l)	Benzene (µg/l)	Toluene (µg/l)	Ethyl-benzene (µg/l)	Total Xylenes (µg/l)	MTBE (8021B) (µg/l)	MTBE (8260B) (µg/l)	Comments	
			(Screen Interval in feet: 5.0-25.0)												
MW-1	09/15/08	137.57	8.75	0.00	128.82	-0.49	--	ND<0.50	ND<0.50	ND<0.50	ND<0.50	ND<1.0	--	ND<0.50	
			(Screen Interval in feet: 5.0-25.0)												
MW-2	09/15/08	139.85	10.79	0.00	129.06	-0.60	--	74	ND<0.50	ND<0.50	ND<0.50	ND<1.0	--	ND<0.50	
			(Screen Interval in feet: 5.0-25.0)												
MW-3	09/15/08	138.89	9.79	0.00	129.10	-0.64	--	ND<0.50	ND<0.50	ND<0.50	ND<0.50	ND<1.0	--	ND<0.50	
			(Screen Interval in feet: 5.0-25.0)												
MW-4	09/15/08	137.81	9.03	0.00	128.78	0.02	--	ND<0.50	ND<0.50	ND<0.50	ND<0.50	ND<1.0	--	ND<0.50	
			(Screen Interval in feet: 5.0-25.0)												
MW-5	09/15/08	137.35	10.09	0.00	127.26	-0.42	--	230	5.3	ND<0.50	4.5	2.9	--	99	
			(Screen Interval in feet: 5.0-25.0)												
MW-6	09/15/08	138.69	10.08	0.00	128.61	-0.45	--	150	0.90	ND<0.50	ND<0.50	ND<1.0	--	200	
			(Screen Interval in feet: 40.0-55.0)												
MW-7	09/15/08	138.74	10.57	0.00	128.17	-0.76	--	ND<0.50	ND<0.50	ND<0.50	ND<0.50	ND<1.0	--	1.4	
			(Screen Interval in feet: 5.0-20.0)												
MW-8	09/15/08	136.22	10.29	0.00	125.93	-0.29	--	ND<0.50	ND<0.50	ND<0.50	ND<0.50	ND<1.0	--	ND<0.50	
			(Screen Interval in feet: 5.0-20.0)												
MW-9	09/15/08	137.11	10.89	0.00	126.22	-0.31	--	ND<0.50	ND<0.50	ND<0.50	ND<0.50	ND<1.0	--	ND<0.50	
			(Screen Interval in feet:--)												
USTW	09/15/08	--	10.08	0.00	--	--	--	--	--	--	--	--	--	Monitored only	

Table 1 a
ADDITIONAL CURRENT ANALYTICAL RESULTS
76 Station 4625

Date Sampled	TPH-D (µg/l)	TBA (µg/l)	Ethanol (8260B) (µg/l)	Ethylene- dibromide (EDB) (µg/l)	1,2-DCA (EDC) (µg/l)	DIPE (µg/l)	ETBE (µg/l)	TAME (µg/l)	Total Oil and Grease (mg/l)	Bromo- benzene (µg/l)	Bromo- chloro- methane (µg/l)	Bromo- dichloro- methane (µg/l)
MW-1 09/15/08	--	--	ND<250	--	--	--	--	--	--	--	--	--
MW-2 09/15/08	--	--	ND<250	--	--	--	--	--	--	--	--	--
MW-3 09/15/08	ND<50	ND<10	ND<250	ND<0.50	ND<0.50	ND<0.50	ND<0.50	ND<0.50	ND<5.0	ND<0.50	ND<0.50	ND<0.50
MW-4 09/15/08	--	--	ND<250	--	--	--	--	--	--	--	--	--
MW-5 09/15/08	--	32	ND<250	ND<0.50	ND<0.50	ND<0.50	ND<0.50	ND<0.50	--	--	--	--
MW-6 09/15/08	--	ND<10	ND<250	ND<0.50	ND<0.50	ND<0.50	ND<0.50	ND<0.50	--	--	--	--
MW-7 09/15/08	--	ND<10	ND<250	ND<0.50	ND<0.50	ND<0.50	ND<0.50	ND<0.50	--	--	--	--
MW-8 09/15/08	--	ND<10	ND<250	ND<0.50	ND<0.50	ND<0.50	ND<0.50	ND<0.50	--	--	--	--
MW-9 09/15/08	--	ND<10	ND<250	ND<0.50	ND<0.50	ND<0.50	ND<0.50	ND<0.50	--	--	--	--

Table 1 b
ADDITIONAL CURRENT ANALYTICAL RESULTS
76 Station 4625

Date Sampled	Bromo-form (µg/l)	Bromo-methane (µg/l)	n-Butyl-benzene (µg/l)	sec-Butyl-benzene (µg/l)	tert-Butyl benzene (µg/l)	Carbon Tetra-chloride (µg/l)	Chloro-benzene (µg/l)	Chloro-ethane (µg/l)	Chloroform (µg/l)	Chloro-methane (µg/l)	2-Chloro-toluene (µg/l)	4-Chloro-toluene (µg/l)
MW-3 09/15/08	ND<0.50	ND<1.0	ND<0.50	ND<0.50	ND<0.50	ND<0.50	ND<0.50	ND<0.50	ND<0.50	ND<0.50	ND<0.50	ND<0.50

Table 1 c
ADDITIONAL CURRENT ANALYTICAL RESULTS
76 Station 4625

Date Sampled	1,2Dibrom- 3-chloro- propane (µg/l)	Dibromo- chloro- methane (µg/l)	Dibromo- methane (µg/l)	1,2- Dichloro- benzene (µg/l)	1,3- Dichloro- benzene (µg/l)	1,4- Dichloro- benzene (µg/l)	Dichloro- difluoro- methane (µg/l)	1,1-DCA (µg/l)	1,1-DCE (µg/l)	cis- 1,2-DCE (µg/l)	trans- 1,2-DCE (µg/l)	1,2- Dichloro- propane (µg/l)
MW-3 09/15/08	ND<1.0	ND<0.50	ND<0.50	ND<0.50	ND<0.50	ND<0.50	ND<0.50	ND<0.50	ND<0.50	ND<0.50	ND<0.50	ND<0.50

Table 1 d
ADDITIONAL CURRENT ANALYTICAL RESULTS
76 Station 4625

Date Sampled	1,3-Dichloropropane (µg/l)	2,2-Dichloropropane (µg/l)	1,1-Dichloropropene (µg/l)	cis-1,3-Dichloropropene (µg/l)	trans-1,3-Dichloropropene (µg/l)	Hexachlorobutadiene (µg/l)	Isopropylbenzene (µg/l)	p-Isopropyltoluene (µg/l)	Methylene chloride (µg/l)	Naphthalene (µg/l)	n-Propylbenzene (µg/l)	Styrene (µg/l)
MW-3 09/15/08	ND<0.50	ND<0.50	ND<0.50	ND<0.50	ND<0.50	ND<0.50	ND<0.50	ND<0.50	ND<1.0	ND<0.50	ND<0.50	ND<0.50

Table 1 e
ADDITIONAL CURRENT ANALYTICAL RESULTS
76 Station 4625

Date Sampled	1,1,1,2-Tetrachloroethane (µg/l)	1,1,2,2-Tetrachloroethane (µg/l)	Tetrachloroethene (PCE) (µg/l)	Trichlorotrifluoroethane (µg/l)	1,2,4-Trichlorobenzene (µg/l)	1,2,3-Trichlorobenzene (µg/l)	1,1,1-Trichloroethane (µg/l)	1,1,2-Trichloroethane (µg/l)	Trichloroethene (TCE) (µg/l)	Trichlorofluoromethane (µg/l)	1,2,3-Trichloropropane (µg/l)	1,2,4-Trimethylbenzene (µg/l)
MW-3												
09/15/08	ND<0.50	ND<0.50	ND<0.50	ND<0.50	ND<0.50	ND<0.50	ND<0.50	ND<0.50	ND<0.50	ND<0.50	ND<1.0	ND<0.50

Table 1 f
ADDITIONAL CURRENT ANALYTICAL RESULTS
76 Station 4625

Date Sampled	1,3,5-Trimethylbenzene (µg/l)	Vinyl chloride (µg/l)	Acenaphthene (µg/l)	Acenaphthylene (svoc) (µg/l)	Anthracene (µg/l)	Benzo[a]anthracene (µg/l)	Benzo[a]pyrene (µg/l)	Benzo[b]fluoranthene (µg/l)	Benzo[g,h,i]perylene (µg/l)	Benzo[k]fluoranthene (µg/l)	Benzoic Acid (µg/l)	Benzyl Alcohol (µg/l)
MW-3 09/15/08	ND<0.50	ND<0.50	ND<2.0	ND<2.0	ND<2.0	ND<2.0	ND<2.0	ND<2.0	ND<2.0	ND<2.0	ND<10	ND<2.0

Table 1 g
ADDITIONAL CURRENT ANALYTICAL RESULTS
76 Station 4625

Date Sampled	Bis(2-chloro-ethoxy) methane (µg/l)	Bis(2-chloro-ethyl) ether (µg/l)	Bis(2-chloro-isopropyl)-ether (µg/l)	Bis(2-ethyl-hexyl) phthalate (µg/l)	4-Bromo-phenyl ether (µg/l)	Butyl-benzyl phthalate (µg/l)	4-Chloro-3-methyl-phenol (µg/l)	4-Chloro-aniline (µg/l)	2-Chloro-naphthalene (µg/l)	2-Chloro-phenol (µg/l)	4-Chloro-phenyl ether (µg/l)	Chrysene (µg/l)
MW-3 09/15/08	ND<2.0	ND<2.0	ND<2.0	ND<4.0	ND<2.0	ND<2.0	ND<5.0	ND<2.0	ND<2.0	ND<2.0	ND<2.0	ND<2.0

Table 1 h
ADDITIONAL CURRENT ANALYTICAL RESULTS
76 Station 4625

Date Sampled	Dibenzo- [a,h]- anthracene (µg/l)	Dibenzo- furan (µg/l)	1,2-Dichloro- benzene (svoc) (µg/l)	1,3-Dichloro- benzene (svoc) (µg/l)	1,4-Dichloro- benzene (svoc) (µg/l)	3,3-Dichloro- benzidine (µg/l)	2,4-Dichloro- phenol (µg/l)	Diethyl phthalate (µg/l)	2,4-Dimethyl- phenol (µg/l)	Dimethyl phthalate (µg/l)	Di-n-butyl phthalate (µg/l)	2,4-Dinitro- phenol (µg/l)
MW-3 09/15/08	ND<3.0	ND<2.0	ND<2.0	ND<2.0	ND<2.0	ND<10	ND<2.0	ND<2.0	ND<2.0	ND<2.0	ND<2.0	ND<10

Table 1 i
ADDITIONAL CURRENT ANALYTICAL RESULTS
76 Station 4625

Date Sampled	2,4-Dinitro-toluene (µg/l)	2,6-Dinitro-toluene (µg/l)	Di-n-octyl phthalate (µg/l)	Fluoranthene (µg/l)	Fluorene (µg/l)	Hexachloro-benzene (µg/l)	HCBD (svoc) (µg/l)	Hexachloro-cyclopentadiene (µg/l)	Hexachloro-ethane (µg/l)	Indeno-[1,2,3-c,d]pyrene (µg/l)	Isophorone (µg/l)	2-Methyl-4,6-dinitrophenol (µg/l)
MW-3 09/15/08	ND<2.0	ND<2.0	ND<2.0	ND<2.0	ND<2.0	ND<2.0	ND<2.0	ND<2.0	ND<2.0	ND<2.0	ND<2.0	ND<10

Table 1 j
ADDITIONAL CURRENT ANALYTICAL RESULTS
76 Station 4625

Date Sampled	2-Methylnaphthalene (µg/l)	2-Methylphenol (µg/l)	Naphthalene (svoc) (µg/l)	2-Nitroaniline (µg/l)	3-Nitroaniline (µg/l)	4-Nitroaniline (µg/l)	Nitrobenzene (µg/l)	2-Nitrophenol (µg/l)	4-Nitrophenol (µg/l)	N-nitrosodiphenylamine (µg/l)	N-Nitrosodiphenylamine (µg/l)	Pentachlorophenol (µg/l)
MW-3 09/15/08	ND<2.0	ND<2.0	ND<2.0	ND<2.0	ND<2.0	ND<5.0	ND<2.0	ND<2.0	ND<2.0	ND<2.0	ND<2.0	ND<10

Table 1 k
ADDITIONAL CURRENT ANALYTICAL RESULTS
76 Station 4625

Date Sampled	Phen- anthrene (µg/l)	Phenol (µg/l)	Pyrene (µg/l)	1,2,4- Trichloro- benzene (svoc) (µg/l)	2,4,6- Trichloro- phenol (µg/l)	2,4,5- Trichloro- phenol (µg/l)	Chromium (total) (µg/l)
MW-3 09/15/08	ND<2.0	ND<2.0	ND<2.0	ND<2.0	ND<5.0	ND<5.0	360

Table 2
HISTORIC FLUID LEVELS AND SELECTED ANALYTICAL RESULTS
May 2000 Through September 2008
76 Station 4625

Date Sampled	TOC Elevation (feet)	Depth to Water (feet)	LPH Thickness (feet)	Ground-water Elevation (feet)	Change in Elevation (feet)	TPH-G (8015M) (µg/l)	TPH-G (GC/MS) (µg/l)	Benzene (µg/l)	Toluene (µg/l)	Ethyl-benzene (µg/l)	Total Xylenes (µg/l)	MTBE (8021B) (µg/l)	MTBE (8260B) (µg/l)	Comments
MW-1 (Screen Interval in feet: 5.0-25.0)														
05/03/00	136.36	11.81	0.00	124.55	--	ND	--	ND	ND	ND	ND	11	14	
07/28/00	136.36	7.79	0.00	128.57	4.02	ND	--	ND	ND	ND	ND	21	19	
10/29/00	136.36	7.90	0.00	128.46	-0.11	62	--	ND	ND	ND	ND	6.5	3.9	
02/09/01	136.36	7.95	0.00	128.41	-0.05	ND	--	ND	ND	ND	ND	9.0	9.0	
05/11/01	136.36	7.22	0.00	129.14	0.73	ND	--	ND	ND	ND	ND	12.7	16.3	
08/10/01	136.36	8.47	0.00	127.89	-1.25	ND<0.50	--	ND<0.50	ND<0.50	ND<0.50	ND<0.50	17	19	
11/07/01	136.36	8.10	0.00	128.26	0.37	ND<0.50	--	ND<0.50	ND<0.50	ND<0.50	ND<0.50	22	26	
02/06/02	136.36	6.84	0.00	129.52	1.26	ND<0.50	--	ND<0.50	ND<0.50	ND<0.50	ND<0.50	14	18	
05/08/02	136.36	7.29	0.00	129.07	-0.45	ND<0.50	--	ND<0.50	ND<0.50	ND<0.50	ND<0.50	20	19	
08/09/02	136.36	8.20	0.00	128.16	-0.91	--	57	ND<0.50	ND<0.50	ND<0.50	ND<1.0	--	22	
11/26/02	136.36	7.78	0.00	128.58	0.42	--	ND<0.50	ND<0.50	ND<0.50	ND<0.50	ND<1.0	--	23	
02/14/03	137.57	6.90	0.00	130.67	2.09	--	ND<0.50	ND<0.50	ND<0.50	ND<0.50	ND<1.0	--	8.8	
05/03/03	137.57	7.36	0.00	130.21	-0.46	--	ND<0.50	ND<0.50	ND<0.50	ND<0.50	ND<1.0	--	3.4	
08/01/03	137.57	7.48	0.00	130.09	-0.12	--	ND<0.50	ND<0.50	ND<0.50	ND<0.50	ND<1.0	--	9.7	
10/30/03	137.57	8.74	0.00	128.83	-1.26	--	300	35	41	21	71	--	8.5	
01/29/04	137.57	6.72	0.00	130.85	2.02	--	74	ND<0.50	4.3	ND<0.50	ND<1.0	--	12	
05/27/04	137.57	7.98	0.00	129.59	-1.26	--	ND<0.50	ND<0.50	ND<0.50	ND<0.50	1.0	--	16	
08/31/04	137.57	8.42	0.00	129.15	-0.44	--	ND<0.50	ND<0.50	ND<0.50	ND<0.50	ND<1.0	--	23	
11/18/04	137.57	6.91	0.00	130.66	1.51	--	ND<0.50	ND<0.50	ND<0.50	ND<0.50	1.4	--	7.2	
03/25/05	137.57	6.23	0.00	131.34	0.68	--	ND<0.50	ND<0.50	ND<0.50	ND<0.50	ND<1.0	--	6.2	
06/22/05	137.57	6.83	0.00	130.74	-0.60	--	ND<0.50	ND<0.50	0.23J	ND<0.50	ND<1.0	--	11	
09/26/05	137.57	7.97	0.00	129.60	-1.14	--	ND<0.50	ND<0.50	ND<0.50	ND<0.50	ND<1.0	--	5.6	

Table 2
HISTORIC FLUID LEVELS AND SELECTED ANALYTICAL RESULTS
May 2000 Through September 2008
76 Station 4625

Date Sampled	TOC Elevation (feet)	Depth to Water (feet)	LPH Thickness (feet)	Ground-water Elevation (feet)	Change in Elevation (feet)	TPH-G (8015M) (µg/l)	TPH-G (GC/MS) (µg/l)	Benzene (µg/l)	Toluene (µg/l)	Ethyl-benzene (µg/l)	Total Xylenes (µg/l)	MTBE (8021B) (µg/l)	MTBE (8260B) (µg/l)	Comments
MW-1 continued														
12/20/05	137.57	6.73	0.00	130.84	1.24	--	ND<50	ND<0.50	ND<0.50	ND<0.50	ND<1.0	--	3.2	
03/29/06	137.57	6.41	0.00	131.16	0.32	--	79	1.3	ND<0.50	1.4	4.2	--	3.4	
06/12/06	137.57	7.10	0.00	130.47	-0.69	--	ND<50	ND<0.50	ND<0.50	ND<0.50	ND<1.0	--	1.0	
09/27/06	137.57	7.85	0.00	129.72	-0.75	--	ND<50	ND<0.50	ND<0.50	ND<0.50	ND<0.50	--	ND<0.50	
12/27/06	137.57	6.90	0.00	130.67	0.95	--	ND<50	ND<0.50	ND<0.50	ND<0.50	ND<0.50	--	ND<0.50	
03/16/07	137.57	7.07	0.00	130.50	-0.17	--	ND<50	ND<0.50	ND<0.50	ND<0.50	ND<0.50	--	ND<0.50	
06/27/07	137.57	7.53	0.00	130.04	-0.46	--	ND<50	ND<0.50	ND<0.50	ND<0.50	ND<0.50	--	ND<0.50	
09/27/07	137.57	8.42	0.00	129.15	-0.89	--	ND<50	ND<0.50	ND<0.50	ND<0.50	ND<0.50	--	ND<0.50	
12/26/07	137.57	6.96	0.00	130.61	1.46	--	ND<50	ND<0.50	ND<0.50	ND<0.50	ND<1.0	--	ND<0.50	
03/26/08	137.57	7.08	0.00	130.49	-0.12	--	ND<50	ND<0.50	ND<0.50	ND<0.50	ND<1.0	--	ND<0.50	
06/17/08	137.57	8.26	0.00	129.31	-1.18	--	ND<50	ND<0.50	ND<0.50	ND<0.50	ND<1.0	--	ND<0.50	
09/15/08	137.57	8.75	0.00	128.82	-0.49	--	ND<50	ND<0.50	ND<0.50	ND<0.50	ND<1.0	--	ND<0.50	
MW-2 (Screen Interval in feet: 5.0-25.0)														
05/03/00	138.64	8.59	0.00	130.05	--	2400	--	53	ND	ND	240	ND	ND	
07/28/00	138.64	9.95	0.00	128.69	-1.36	2200	--	680	4.1	57	270	24	ND	
10/29/00	138.64	8.38	0.00	130.26	1.57	490	--	67	ND	23	22	ND	--	
02/09/01	138.64	8.41	0.00	130.23	-0.03	ND	--	3.1	ND	0.52	1.1	ND	--	
05/11/01	138.64	8.93	0.00	129.71	-0.52	ND	--	1.99	ND	ND	ND	ND	--	
08/10/01	138.64	10.68	0.00	127.96	-1.75	96	--	20	ND<0.50	2.1	9.4	ND<5.0	--	
11/07/01	138.64	10.01	0.00	128.63	0.67	480	--	110	ND<1.0	26	42	ND<10	--	
02/06/02	138.64	8.10	0.00	130.54	1.91	69	--	13	ND<0.50	0.84	4.4	ND<5.0	--	
05/08/02	138.64	9.16	0.00	129.48	-1.06	53	--	13	ND<0.50	1.2	1.5	ND<5.0	--	
08/09/02	138.64	10.39	0.00	128.25	-1.23	--	140	20	ND<0.50	10	11	--	ND<2.0	

Table 2
HISTORIC FLUID LEVELS AND SELECTED ANALYTICAL RESULTS
May 2000 Through September 2008
76 Station 4625

Date Sampled	TOC Elevation (feet)	Depth to Water (feet)	LPH Thickness (feet)	Ground-water Elevation (feet)	Change in Elevation (feet)	TPH-G (8015M) (µg/l)	TPH-G (GC/MS) (µg/l)	Benzene (µg/l)	Toluene (µg/l)	Ethyl-benzene (µg/l)	Total Xylenes (µg/l)	MTBE (8021B) (µg/l)	MTBE (8260B) (µg/l)	Comments
MW-2 continued														
11/26/02	138.64	9.81	0.00	128.83	0.58	--	340	87	ND<0.50	33	23	--	ND<2.0	
02/14/03	139.85	8.19	0.00	131.66	2.83	--	130	12	ND<0.50	7.4	5.4	--	ND<2.0	
05/03/03	139.85	6.77	0.00	133.08	1.42	--	ND<50	2.5	ND<0.50	1.7	ND<1.0	--	ND<2.0	
08/01/03	139.85	9.63	0.00	130.22	-2.86	--	270	55	ND<0.50	23	6.0	--	ND<2.0	
10/30/03	139.85	11.06	0.00	128.79	-1.43	--	180	17	4.8	6.1	13	--	ND<2.0	
01/29/04	139.85	8.35	0.00	131.50	2.71	--	98	4.3	ND<0.50	1.5	3.6	--	ND<2.0	
05/27/04	139.85	9.66	0.00	130.19	-1.31	--	58	1.2	ND<0.50	0.87	1.1	--	ND<0.50	
08/31/04	139.85	10.45	0.00	129.40	-0.79	--	99	2.7	ND<0.50	1.8	2.8	--	ND<0.50	
11/18/04	139.85	8.21	0.00	131.64	2.24	--	220	2.4	ND<0.50	2.1	1.7	--	ND<0.50	
03/25/05	139.85	5.85	0.00	134.00	2.36	--	240	3.5	ND<0.50	4.4	6.5	--	ND<0.50	
06/22/05	139.85	8.21	0.00	131.64	-2.36	--	56	1.1	ND<0.50	1.3	1.5	--	ND<0.50	
09/26/05	139.85	9.98	0.00	129.87	-1.77	--	83	0.56	ND<0.50	0.86	ND<1.0	--	ND<0.50	
12/20/05	139.85	6.59	0.00	133.26	3.39	--	63	2.6	ND<0.50	2.4	3.7	--	ND<0.50	
03/29/06	139.85	5.79	0.00	134.06	0.80	--	94	2.0	ND<0.50	1.7	2.0	--	ND<0.50	
06/12/06	139.85	8.72	0.00	131.13	-2.93	--	140	1.1	ND<0.50	0.94	2.8	--	ND<0.50	
09/27/06	139.85	9.86	0.00	129.99	-1.14	--	55	0.55	ND<0.50	0.80	ND<0.50	--	ND<0.50	
12/27/06	139.85	6.98	0.00	132.87	2.88	--	72	0.61	ND<0.50	0.52	ND<0.50	--	ND<0.50	
03/16/07	139.85	8.10	0.00	131.75	-1.12	--	62	ND<0.50	ND<0.50	ND<0.50	ND<0.50	--	ND<0.50	
06/27/07	139.85	9.48	0.00	130.37	-1.38	--	ND<50	ND<0.50	ND<0.50	ND<0.50	ND<0.50	--	ND<0.50	
09/27/07	139.85	10.50	0.00	129.35	-1.02	--	280	0.65	ND<0.50	1.8	ND<0.50	--	0.70	
12/26/07	139.85	7.84	0.00	132.01	2.66	--	64	ND<0.50	ND<0.50	ND<0.50	ND<1.0	--	0.56	
03/26/08	139.85	8.75	0.00	131.10	-0.91	--	64	ND<0.50	ND<0.50	ND<0.50	ND<1.0	--	ND<0.50	
06/17/08	139.85	10.19	0.00	129.66	-1.44	--	56	ND<0.50	ND<0.50	ND<0.50	ND<1.0	--	ND<0.50	

Table 2
HISTORIC FLUID LEVELS AND SELECTED ANALYTICAL RESULTS
May 2000 Through September 2008
76 Station 4625

Date Sampled	TOC Elevation (feet)	Depth to Water (feet)	LPH Thickness (feet)	Ground-water Elevation (feet)	Change in Elevation (feet)	TPH-G (8015M) (µg/l)	TPH-G (GC/MS) (µg/l)	Benzene (µg/l)	Toluene (µg/l)	Ethyl-benzene (µg/l)	Total Xylenes (µg/l)	MTBE (8021B) (µg/l)	MTBE (8260B) (µg/l)	Comments
MW-2 continued														
09/15/08	139.85	10.79	0.00	129.06	-0.60	--	74	ND<0.50	ND<0.50	ND<0.50	ND<1.0	--	ND<0.50	
MW-3 (Screen Interval in feet: 5.0-25.0)														
05/03/00	137.68	7.60	0.00	130.08	--	ND	--	ND	ND	ND	ND	ND	ND	
07/28/00	137.68	8.82	0.00	128.86	-1.22	ND	--	ND	ND	ND	ND	ND	ND	
10/29/00	137.68	7.33	0.00	130.35	1.49	ND	--	ND	ND	ND	ND	ND	--	
02/09/01	137.68	7.40	0.00	130.28	-0.07	ND	--	ND	ND	ND	ND	ND	--	
05/11/01	137.68	7.90	0.00	129.78	-0.50	ND	--	ND	ND	ND	ND	ND	--	
08/10/01	137.68	9.09	0.00	128.59	-1.19	ND<50	--	ND<0.50	ND<0.50	ND<0.50	ND<0.50	ND<5.0	--	
11/07/01	137.68	9.03	0.00	128.65	0.06	ND<50	--	ND<0.50	ND<0.50	ND<0.50	ND<0.50	ND<5.0	--	
02/06/02	137.68	7.16	0.00	130.52	1.87	ND<50	--	ND<0.50	ND<0.50	ND<0.50	ND<0.50	ND<5.0	--	
05/08/02	137.68	8.04	0.00	129.64	-0.88	ND<50	--	ND<0.50	ND<0.50	ND<0.50	ND<0.50	ND<5.0	--	
08/09/02	137.68	9.27	0.00	128.41	-1.23	--	ND<50	ND<0.50	ND<0.50	ND<0.50	ND<1.0	--	ND<2.0	
11/26/02	137.68	8.79	0.00	128.89	0.48	--	ND<50	ND<0.50	ND<0.50	ND<0.50	ND<1.0	--	ND<2.0	
02/14/03	138.89	7.18	0.00	131.71	2.82	--	ND<50	ND<0.50	ND<0.50	ND<0.50	ND<1.0	--	ND<2.0	
05/03/03	138.89	5.88	0.00	133.01	1.30	--	ND<50	ND<0.50	ND<0.50	ND<0.50	ND<1.0	--	ND<2.0	
08/01/03	138.89	8.52	0.00	130.37	-2.64	--	ND<50	ND<0.50	ND<0.50	ND<0.50	ND<1.0	--	ND<2.0	
10/30/03	138.89	10.05	0.00	128.84	-1.53	--	ND<50	0.62	0.83	ND<0.50	ND<1.0	--	ND<5.0	
01/29/04	138.89	6.58	0.00	132.31	3.47	--	ND<50	ND<0.50	ND<0.50	ND<0.50	ND<1.0	--	ND<2.0	
05/27/04	138.89	8.51	0.00	130.38	-1.93	--	ND<50	ND<0.50	ND<0.50	ND<0.50	ND<1.0	--	ND<0.50	
08/31/04	138.89	9.72	0.00	129.17	-1.21	--	ND<50	ND<0.50	ND<0.50	ND<0.50	ND<1.0	--	ND<5.0	
11/18/04	138.89	7.20	0.00	131.69	2.52	--	ND<50	ND<0.50	ND<0.50	ND<0.50	ND<1.0	--	ND<0.50	
D 11/18/04	138.89	7.20	0.00	131.69	2.52	--	--	--	--	--	--	--	ND<5.0	
03/25/05	138.89	5.39	0.00	133.50	1.81	--	ND<50	ND<0.50	ND<0.50	ND<0.50	ND<1.0	--	0.97	

Table 2
HISTORIC FLUID LEVELS AND SELECTED ANALYTICAL RESULTS
May 2000 Through September 2008
76 Station 4625

Date Sampled	TOC Elevation (feet)	Depth to Water (feet)	LPH Thickness (feet)	Ground-water Elevation (feet)	Change in Elevation (feet)	TPH-G (8015M) (µg/l)	TPH-G (GC/MS) (µg/l)	Benzene (µg/l)	Toluene (µg/l)	Ethyl-benzene (µg/l)	Total Xylenes (µg/l)	MTBE (8021B) (µg/l)	MTBE (8260B) (µg/l)	Comments	
MW-3 continued															
	06/22/05	138.89	7.31	0.00	131.58	-1.92	--	ND<0.50	ND<0.50	ND<0.50	ND<0.50	ND<1.0	--	ND<0.50	
	09/26/05	138.89	8.99	0.00	129.90	-1.68	--	ND<0.50	ND<0.50	ND<0.50	ND<0.50	ND<1.0	--	ND<0.50	
D	09/26/05	138.89	8.99	0.00	129.90	-1.68	--	--	ND<0.50	ND<0.50	ND<0.50	ND<0.50	--	ND<0.50	
	12/20/05	138.89	8.03	0.00	130.86	0.96	--	ND<0.50	ND<0.50	ND<0.50	ND<0.50	ND<1.0	--	ND<0.50	
	03/29/06	138.89	8.55	0.00	130.34	-0.52	--	61	ND<0.50	ND<0.50	ND<0.50	ND<1.0	--	0.54	Duplicates obtained by EPA method 8240
D	03/29/06	138.89	8.55	0.00	130.34	-0.52	--	--	ND<0.50	ND<0.50	ND<0.50	ND<1.0	--	0.54	Duplicates obtained by EPA method 8240
	06/12/06	138.89	7.70	0.00	131.19	0.85	--	ND<0.50	ND<0.50	ND<0.50	ND<0.50	ND<1.0	--	ND<0.50	
D	06/12/06	138.89	7.70	0.00	131.19	0.85	--	--	ND<0.50	ND<0.50	ND<0.50	ND<1.0	--	ND<0.50	
	09/27/06	138.89	8.87	0.00	130.02	-1.17	--	ND<0.50	ND<0.50	ND<0.50	ND<0.50	ND<0.50	--	ND<0.50	
D	09/27/06	138.89	8.87	0.00	130.02	-1.17	--	--	ND<0.50	ND<0.50	ND<0.50	ND<0.50	--	ND<0.50	
	12/27/06	138.89	6.10	0.00	132.79	2.77	--	ND<0.50	ND<0.50	ND<0.50	ND<0.50	ND<1.0	--	ND<0.50	
D	12/27/06	138.89	6.10	0.00	132.79	2.77	--	--	ND<0.50	ND<0.50	ND<0.50	ND<0.50	--	ND<0.50	
	03/16/07	138.89	7.14	0.00	131.75	-1.04	--	ND<0.50	ND<0.50	ND<0.50	ND<0.50	ND<1.0	--	ND<0.50	
D	03/16/07	138.89	7.14	0.00	131.75	-1.04	--	--	ND<0.50	ND<0.50	ND<0.50	ND<0.50	--	ND<0.50	
	06/27/07	138.89	8.58	0.00	130.31	-1.44	--	ND<0.50	ND<0.50	ND<0.50	ND<0.50	ND<0.50	--	ND<0.50	
	09/27/07	138.89	9.47	0.00	129.42	-0.89	--	ND<0.50	ND<0.50	ND<0.50	ND<0.50	ND<0.50	--	ND<0.50	
	12/26/07	138.89	7.00	0.00	131.89	2.47	--	ND<0.50	ND<0.50	ND<0.50	ND<0.50	ND<1.0	--	ND<0.50	
	03/26/08	138.89	7.77	0.00	131.12	-0.77	--	ND<0.50	ND<0.50	ND<0.50	ND<0.50	ND<1.0	--	ND<0.50	
	06/17/08	138.89	9.15	0.00	129.74	-1.38	--	ND<0.50	ND<0.50	ND<0.50	ND<0.50	ND<1.0	--	ND<0.50	
	09/15/08	138.89	9.79	0.00	129.10	-0.64	--	ND<0.50	ND<0.50	ND<0.50	ND<0.50	ND<1.0	--	ND<0.50	

MW-4 (Screen Interval in feet: 5.0-25.0)

Table 2
HISTORIC FLUID LEVELS AND SELECTED ANALYTICAL RESULTS
May 2000 Through September 2008
76 Station 4625

Date Sampled	TOC Elevation (feet)	Depth to Water (feet)	LPH Thickness (feet)	Ground-water Elevation (feet)	Change in Elevation (feet)	TPH-G (8015M) (µg/l)	TPH-G (GC/MS) (µg/l)	Benzene (µg/l)	Toluene (µg/l)	Ethyl-benzene (µg/l)	Total Xylenes (µg/l)	MTBE (8021B) (µg/l)	MTBE (8260B) (µg/l)	Comments
MW-4 continued														
05/03/00	136.60	6.48	0.00	130.12	--	ND	--	ND	ND	ND	ND	ND	ND	
07/28/00	136.60	7.55	0.00	129.05	-1.07	ND	--	ND	ND	ND	ND	ND	--	
10/29/00	136.60	6.12	0.00	130.48	1.43	ND	--	ND	ND	ND	ND	ND	--	
02/09/01	136.60	6.14	0.00	130.46	-0.02	ND	--	ND	ND	ND	ND	ND	--	
05/11/01	136.60	7.51	0.00	129.09	-1.37	ND	--	ND	ND	ND	ND	ND	--	
08/10/01	136.60	8.66	0.00	127.94	-1.15	ND<50	--	ND<0.50	ND<0.50	ND<0.50	ND<0.50	ND<5.0	--	
11/07/01	136.60	7.92	0.00	128.68	0.74	ND<50	--	ND<0.50	ND<0.50	ND<0.50	ND<0.50	ND<5.0	--	
02/06/02	136.60	7.18	0.00	129.42	0.74	ND<50	--	ND<0.50	ND<0.50	ND<0.50	ND<0.50	ND<5.0	--	
05/08/02	136.60	6.86	0.00	129.74	0.32	ND<50	--	ND<0.50	ND<0.50	ND<0.50	ND<0.50	ND<5.0	--	
08/09/02	136.60	7.67	0.00	128.93	-0.81	--	ND<50	ND<0.50	ND<0.50	ND<0.50	ND<1.0	--	ND<2.0	
11/26/02	136.60	8.08	0.00	128.52	-0.41	--	ND<50	ND<0.50	ND<0.50	ND<0.50	ND<1.0	--	ND<2.0	
02/14/03	137.81	7.43	0.00	130.38	1.86	--	ND<50	ND<0.50	ND<0.50	ND<0.50	ND<1.0	--	ND<2.0	
05/03/03	137.81	6.05	0.00	131.76	1.38	--	ND<50	ND<0.50	ND<0.50	ND<0.50	ND<1.0	--	ND<2.0	
08/01/03	137.81	8.21	0.00	129.60	-2.16	--	ND<50	ND<0.50	ND<0.50	ND<0.50	ND<1.0	--	ND<2.0	
10/30/03	137.81	9.04	0.00	128.77	-0.83	--	ND<50	1.1	2.3	2.2	7.0	--	ND<2.0	
01/29/04	137.81	8.22	0.00	129.59	0.82	--	ND<50	ND<0.50	ND<0.50	ND<0.50	ND<1.0	--	ND<2.0	
05/27/04	137.81	7.43	0.00	130.38	0.79	--	ND<50	ND<0.50	ND<0.50	ND<0.50	ND<1.0	--	ND<0.50	
08/31/04	137.81	8.35	0.00	129.46	-0.92	--	ND<50	ND<0.50	ND<0.50	ND<0.50	ND<1.0	--	ND<0.50	
11/18/04	137.81	8.26	0.00	129.55	0.09	--	ND<50	ND<0.50	ND<0.50	ND<0.50	ND<1.0	--	ND<0.50	
03/25/05	137.81	4.40	0.00	133.41	3.86	--	ND<50	ND<0.50	ND<0.50	ND<0.50	ND<1.0	--	ND<0.50	
06/22/05	137.81	8.44	0.00	129.37	-4.04	--	ND<50	ND<0.50	ND<0.50	ND<0.50	ND<1.0	--	ND<0.50	
09/26/05	137.81	7.93	0.00	129.88	0.51	--	ND<50	0.51	ND<0.50	0.53	2.3	--	ND<0.50	
12/20/05	137.81	5.65	0.00	132.16	2.28	--	ND<50	ND<0.50	ND<0.50	ND<0.50	ND<1.0	--	ND<0.50	

Table 2
HISTORIC FLUID LEVELS AND SELECTED ANALYTICAL RESULTS
May 2000 Through September 2008
76 Station 4625

Date Sampled	TOC Elevation (feet)	Depth to Water (feet)	LPH Thickness (feet)	Ground-water Elevation (feet)	Change in Elevation (feet)	TPH-G (8015M) (µg/l)	TPH-G (GC/MS) (µg/l)	Benzene (µg/l)	Toluene (µg/l)	Ethyl-benzene (µg/l)	Total Xylenes (µg/l)	MTBE (8021B) (µg/l)	MTBE (8260B) (µg/l)	Comments
MW-4 continued														
03/29/06	137.81	5.15	0.00	132.66	0.50	--	ND<50	ND<0.50	ND<0.50	ND<0.50	ND<1.0	--	ND<0.50	
06/12/06	137.81	5.68	0.00	132.13	-0.53	--	ND<50	ND<0.50	ND<0.50	ND<0.50	ND<1.0	--	ND<0.50	
09/27/06	137.81	7.52	0.00	130.29	-1.84	--	ND<50	ND<0.50	ND<0.50	ND<0.50	ND<0.50	--	ND<0.50	
12/27/06	137.81	6.95	0.00	130.86	0.57	--	ND<50	ND<0.50	ND<0.50	ND<0.50	ND<0.50	--	ND<0.50	
03/16/07	137.81	7.20	0.00	130.61	-0.25	--	ND<50	ND<0.50	ND<0.50	ND<0.50	ND<0.50	--	ND<0.50	
06/27/07	137.81	7.68	0.00	130.13	-0.48	--	ND<50	ND<0.50	ND<0.50	ND<0.50	ND<0.50	--	ND<0.50	
09/27/07	137.81	9.01	0.00	128.80	-1.33	--	ND<50	ND<0.50	ND<0.50	ND<0.50	ND<0.50	--	ND<0.50	
12/26/07	137.81	5.98	0.00	131.83	3.03	--	ND<50	ND<0.50	ND<0.50	ND<0.50	ND<1.0	--	ND<0.50	
03/26/08	137.81	8.83	0.00	128.98	-2.85	--	ND<50	ND<0.50	ND<0.50	ND<0.50	ND<1.0	--	ND<0.50	
06/17/08	137.81	9.05	0.00	128.76	-0.22	--	ND<50	ND<0.50	ND<0.50	ND<0.50	ND<1.0	--	ND<0.50	
09/15/08	137.81	9.03	0.00	128.78	0.02	--	ND<50	ND<0.50	ND<0.50	ND<0.50	ND<1.0	--	ND<0.50	
MW-5 (Screen Interval in feet: 5.0-25.0)														
11/26/02	--	9.89	0.00	--	--	--	2500	350	39	32	640	--	470	
02/14/03	137.66	8.65	0.00	129.01	--	--	6600	920	210	430	1300	--	960	
05/03/03	137.66	8.23	0.00	129.43	0.42	--	33000	2400	2200	2000	7600	--	1500	
08/01/03	137.66	9.63	0.00	128.03	-1.40	--	14000	880	130	630	2000	--	630	
10/30/03	137.66	10.58	0.00	127.08	-0.95	--	1400	75	43	39	140	--	330	
01/29/04	137.66	8.70	0.00	128.96	1.88	--	6300	750	56	400	1000	--	1100	
05/27/04	137.66	9.59	0.00	128.07	-0.89	--	4600	260	15	300	840	--	400	
08/31/04	137.66	10.05	0.00	127.61	-0.46	--	1500	53	ND<2.5	48	49	--	250	
11/18/04	137.66	8.54	0.00	129.12	1.51	--	22000	1300	900	1100	4600	--	1100	
03/25/05	137.66	7.12	0.00	130.54	1.42	--	53000	1400	660	1600	6400	--	1000	
06/22/05	137.66	8.62	0.00	129.04	-1.50	--	5100	240	110	320	1100	--	420	

Table 2
HISTORIC FLUID LEVELS AND SELECTED ANALYTICAL RESULTS
May 2000 Through September 2008
76 Station 4625

Date Sampled	TOC Elevation (feet)	Depth to Water (feet)	LPH Thickness (feet)	Ground-water Elevation (feet)	Change in Elevation (feet)	TPH-G (8015M) (µg/l)	TPH-G (GC/MS) (µg/l)	Benzene (µg/l)	Toluene (µg/l)	Ethyl-benzene (µg/l)	Total Xylenes (µg/l)	MTBE (8021B) (µg/l)	MTBE (8260B) (µg/l)	Comments
MW-5 continued														
09/26/05	137.66	9.70	0.00	127.96	-1.08	--	2500	81	ND<0.50	85	200	--	180	
12/20/05	137.66	8.23	0.00	129.43	1.47	--	3800	220	42	240	620	--	300	
03/29/06	137.66	6.70	0.00	130.96	1.53	--	7100	520	150	470	1500	--	680	
06/12/06	137.66	8.68	0.00	128.98	-1.98	--	7500	290	97	500	1600	--	500	
09/27/06	137.66	9.45	0.00	128.21	-0.77	--	2200	55	ND<0.50	85	170	--	220	
12/27/06	137.66	7.57	0.00	130.09	1.88	--	13000	560	160	750	1900	--	580	
03/16/07	137.66	8.10	0.00	129.56	-0.53	--	8000	340	62	400	700	--	480	
06/27/07	137.66	9.56	0.00	128.10	-1.46	--	8900	330	14	690	1400	--	370	
09/27/07	137.35	9.85	0.00	127.50	-0.60	--	1300	31	ND<0.50	47	23	--	140	
12/26/07	137.35	8.99	0.00	128.36	0.86	--	5700	410	44	470	760	--	650	
03/26/08	137.35	9.22	0.00	128.13	-0.23	--	5400	360	ND<5.0	420	350	--	500	
06/17/08	137.35	9.67	0.00	127.68	-0.45	--	2000	160	ND<0.50	99	64	--	290	
09/15/08	137.35	10.09	0.00	127.26	-0.42	--	230	5.3	ND<0.50	4.5	2.9	--	99	
MW-6 (Screen Interval in feet: 5.0-25.0)														
11/26/02	--	9.19	0.00	--	--	--	11000	1200	2000	400	2300	--	490	
02/14/03	138.88	7.76	0.00	131.12	--	--	13000	2300	1900	560	2300	--	360	
05/03/03	138.88	6.62	0.00	132.26	1.14	--	4300	1000	640	260	990	--	300	
08/01/03	138.88	9.05	0.00	129.83	-2.43	--	16000	2600	2300	740	2900	--	660	
10/30/03	138.88	10.43	0.00	128.45	-1.38	--	2900	420	260	120	480	--	450	
01/29/04	138.88	7.81	0.00	131.07	2.62	--	400	58	21	14	65	--	62	
05/27/04	138.88	9.11	0.00	129.77	-1.30	--	580	58	14	20	69	--	410	
08/31/04	138.88	9.76	0.00	129.12	-0.65	--	660	77	7.0	19	65	--	360	
11/18/04	138.88	7.68	0.00	131.20	2.08	--	660	92	19	20	80	--	130	

Table 2
HISTORIC FLUID LEVELS AND SELECTED ANALYTICAL RESULTS
May 2000 Through September 2008
76 Station 4625

Date Sampled	TOC Elevation (feet)	Depth to Water (feet)	LPH Thickness (feet)	Ground-water Elevation (feet)	Change in Elevation (feet)	TPH-G (8015M) (µg/l)	TPH-G (GC/MS) (µg/l)	Benzene (µg/l)	Toluene (µg/l)	Ethyl-benzene (µg/l)	Total Xylenes (µg/l)	MTBE (8021B) (µg/l)	MTBE (8260B) (µg/l)	Comments
MW-6 continued														
03/25/05	138.88	5.83	0.00	133.05	1.85	--	870	82	13	15	73	--	90	
06/22/05	138.88	7.83	0.00	131.05	-2.00	--	480	84	2.4	23	72	--	360	
09/26/05	138.88	9.50	0.00	129.38	-1.67	--	440	72	0.65	12	52	--	160	
12/20/05	138.88	6.91	0.00	131.97	2.59	--	ND<50	ND<0.50	ND<0.50	ND<0.50	ND<1.0	--	ND<0.50	
03/29/06	138.88	6.48	0.00	132.40	0.43	--	430	61	13	11	41	--	130	
06/12/06	138.88	8.10	0.00	130.78	-1.62	--	1000	190	8.0	28	130	--	310	
09/27/06	138.88	9.25	0.00	129.63	-1.15	--	330	19	0.87	5.4	29	--	220	
12/27/06	138.88	6.88	0.00	132.00	2.37	--	220	13	2.4	3.8	9.6	--	75	
03/16/07	138.88	7.73	0.00	131.15	-0.85	--	160	22	8.7	3.5	12	--	82	
06/27/07	138.88	8.98	0.00	129.90	-1.25	--	310	2.9	ND<0.50	1.4	2.0	--	370	
09/27/07	138.69	9.82	0.00	128.87	-1.03	--	500	14	ND<0.50	7.3	3.5	--	190	
12/26/07	138.69	7.44	0.00	131.25	2.38	--	64	4.8	1.2	1.6	2.8	--	51	
03/26/08	138.69	8.32	0.00	130.37	-0.88	--	200	21	1.1	4.0	2.6	--	97	
06/17/08	138.69	9.63	0.00	129.06	-1.31	--	180	7.1	ND<0.50	2.8	2.0	--	250	
09/15/08	138.69	10.08	0.00	128.61	-0.45	--	150	0.90	ND<0.50	ND<0.50	ND<1.0	--	200	
MW-7 (Screen Interval in feet: 40.0-55.0)														
09/27/07	138.74	9.62	0.00	129.12	--	--	240	6.7	ND<0.50	24	5.0	--	16	
12/26/07	138.74	8.60	0.00	130.14	1.02	--	73	ND<0.50	ND<0.50	9.5	ND<1.0	--	12	
03/26/08	138.74	13.70	0.00	125.04	-5.10	--	ND<50	ND<0.50	ND<0.50	0.70	ND<1.0	--	7.0	
06/17/08	138.74	9.81	0.00	128.93	3.89	--	ND<50	ND<0.50	ND<0.50	ND<0.50	ND<1.0	--	2.4	
09/15/08	138.74	10.57	0.00	128.17	-0.76	--	ND<50	ND<0.50	ND<0.50	ND<0.50	ND<1.0	--	1.4	
MW-8 (Screen Interval in feet: 5.0-20.0)														
09/27/07	136.22	10.02	0.00	126.20	--	--	ND<50	ND<0.50	ND<0.50	ND<0.50	ND<0.50	--	ND<0.50	

Table 2
HISTORIC FLUID LEVELS AND SELECTED ANALYTICAL RESULTS
May 2000 Through September 2008
76 Station 4625

Date Sampled	TOC Elevation (feet)	Depth to Water (feet)	LPH Thickness (feet)	Ground-water Elevation (feet)	Change in Elevation (feet)	TPH-G (8015M) (µg/l)	TPH-G (GC/MS) (µg/l)	Benzene (µg/l)	Toluene (µg/l)	Ethyl-benzene (µg/l)	Total Xylenes (µg/l)	MTBE (8021B) (µg/l)	MTBE (8260B) (µg/l)	Comments
MW-8 continued														
12/26/07	136.22	9.02	0.00	127.20	1.00	--	ND<50	ND<0.50	ND<0.50	ND<0.50	ND<1.0	--	ND<0.50	
03/26/08	136.22	9.41	0.00	126.81	-0.39	--	ND<50	ND<0.50	ND<0.50	ND<0.50	ND<1.0	--	ND<0.50	
06/17/08	136.22	10.00	0.00	126.22	-0.59	--	ND<50	ND<0.50	ND<0.50	ND<0.50	ND<1.0	--	ND<0.50	
09/15/08	136.22	10.29	0.00	125.93	-0.29	--	ND<50	ND<0.50	ND<0.50	ND<0.50	ND<1.0	--	ND<0.50	
MW-9 (Screen Interval in feet: 5.0-20.0)														
09/27/07	137.11	10.60	0.00	126.51	--	--	ND<50	ND<0.50	ND<0.50	ND<0.50	ND<0.50	--	ND<0.50	
12/26/07	137.11	9.46	0.00	127.65	1.14	--	ND<50	ND<0.50	ND<0.50	ND<0.50	ND<1.0	--	ND<0.50	
03/26/08	137.11	9.89	0.00	127.22	-0.43	--	ND<50	ND<0.50	ND<0.50	ND<0.50	ND<1.0	--	ND<0.50	
06/17/08	137.11	10.58	0.00	126.53	-0.69	--	ND<50	ND<0.50	ND<0.50	ND<0.50	ND<1.0	--	ND<0.50	
09/15/08	137.11	10.89	0.00	126.22	-0.31	--	ND<50	ND<0.50	ND<0.50	ND<0.50	ND<1.0	--	ND<0.50	
USTW (Screen Interval in feet: --)														
05/03/00	--	8.00	0.00	--	--	--	--	--	--	--	--	--	--	
07/28/00	--	9.28	0.00	--	--	--	--	--	--	--	--	--	--	
10/29/00	--	7.75	0.00	--	--	--	--	--	--	--	--	--	--	
02/09/01	--	6.14	0.00	--	--	--	--	--	--	--	--	--	--	
05/11/01	--	7.96	0.00	--	--	--	--	--	--	--	--	--	--	
08/10/01	--	9.54	0.00	--	--	--	--	--	--	--	--	--	--	
11/07/01	--	9.33	0.00	--	--	--	--	--	--	--	--	--	--	
02/06/02	--	8.08	0.00	--	--	--	--	--	--	--	--	--	--	
05/08/02	--	8.51	0.00	--	--	--	--	--	--	--	--	--	--	
08/09/02	--	9.56	0.00	--	--	--	--	--	--	--	--	--	--	
11/26/02	--	9.16	0.00	--	--	--	--	--	--	--	--	--	--	
05/03/03	--	6.25	0.00	--	--	--	--	--	--	--	--	--	--	

Table 2
HISTORIC FLUID LEVELS AND SELECTED ANALYTICAL RESULTS
May 2000 Through September 2008
76 Station 4625

Date Sampled	TOC Elevation (feet)	Depth to Water (feet)	LPH Thickness (feet)	Ground-water Elevation (feet)	Change in Elevation (feet)	TPH-G (8015M) (µg/l)	TPH-G (GC/MS) (µg/l)	Benzene (µg/l)	Toluene (µg/l)	Ethyl-benzene (µg/l)	Total Xylenes (µg/l)	MTBE (8021B) (µg/l)	MTBE (8260B) (µg/l)	Comments
USTW continued														
08/01/03	--	8.99	--	--	--	--	--	--	--	--	--	--	--	
10/30/03	--	10.44	0.00	--	--	--	--	--	--	--	--	--	--	Monitored Only
01/29/04	--	6.52	0.00	--	--	--	--	--	--	--	--	--	--	Monitored Only
05/27/04	--	8.98	0.00	--	--	--	--	--	--	--	--	--	--	Monitored Only
08/31/04	--	9.75	0.00	--	--	--	--	--	--	--	--	--	--	Monitored Only
11/18/04	--	7.39	0.00	--	--	--	--	--	--	--	--	--	--	Monitored Only-UST well
03/25/05	--	5.01	0.00	--	--	--	--	--	--	--	--	--	--	Monitor only
06/22/05	--	7.63	0.00	--	--	--	--	--	--	--	--	--	--	Monitored Only
09/26/05	--	9.45	0.00	--	--	--	--	--	--	--	--	--	--	Monitored Only
12/20/05	--	5.35	0.00	--	--	--	--	--	--	--	--	--	--	Monitored Only
03/29/06	--	4.83	0.00	--	--	--	--	--	--	--	--	--	--	Monitored Only
06/12/06	--	8.05	0.00	--	--	--	--	--	--	--	--	--	--	Monitored Only
09/27/06	--	9.21	0.00	--	--	--	--	--	--	--	--	--	--	Monitored Only
12/27/06	--	6.37	0.00	--	--	--	--	--	--	--	--	--	--	Monitored Only
03/16/07	--	7.43	0.00	--	--	--	--	--	--	--	--	--	--	Monitored Only
06/27/07	--	8.92	0.00	--	--	--	--	--	--	--	--	--	--	Monitored Only
09/27/07	--	9.80	0.00	--	--	--	--	--	--	--	--	--	--	Monitored Only
12/26/07	--	9.72	0.00	--	--	--	--	--	--	--	--	--	--	Monitored only
03/26/08	--	8.10	0.00	--	--	--	--	--	--	--	--	--	--	Monitored Only
06/17/08	--	9.59	0.00	--	--	--	--	--	--	--	--	--	--	Monitored Only
09/15/08	--	10.08	0.00	--	--	--	--	--	--	--	--	--	--	Monitored only

Table 2 a
ADDITIONAL HISTORIC ANALYTICAL RESULTS
76 Station 4625

Date Sampled	TPH-D (µg/l)	TBA (µg/l)	Ethanol (8260B) (µg/l)	Ethylene- dibromide (EDB) (µg/l)	1,2-DCA (EDC) (µg/l)	DIPE (µg/l)	ETBE (µg/l)	TAME (µg/l)	Total Oil and Grease (mg/l)	Acenaph- thylene (µg/l)	Acetone (µg/l)	Bromo- benzene (µg/l)
MW-1												
02/09/01	--	ND	ND	ND	ND	ND	ND	ND	--	--	--	--
05/11/01	--	ND	ND	ND	ND	ND	ND	ND	--	--	--	--
08/10/01	--	ND<100	ND<1000	ND<2.0	ND<2.0	ND<2.0	ND<2.0	ND<2.0	--	--	--	--
11/07/01	--	ND<20	ND<500	ND<1.0	ND<1.0	ND<1.0	ND<1.0	ND<1.0	--	--	--	--
02/06/02	--	ND<100	ND<500	ND<2.0	ND<2.0	ND<2.0	ND<2.0	ND<2.0	--	--	--	--
05/08/02	--	ND<100	ND<500	ND<2.0	ND<2.0	ND<2.0	ND<2.0	ND<2.0	--	--	--	--
08/09/02	--	ND<100	ND<500	ND<2.0	ND<2.0	ND<2.0	ND<2.0	ND<2.0	--	--	--	--
11/26/02	--	ND<100	ND<500	ND<2.0	ND<2.0	ND<2.0	ND<2.0	ND<2.0	--	--	--	--
02/14/03	--	ND<100	ND<500	ND<2.0	ND<2.0	ND<2.0	ND<2.0	ND<2.0	--	--	--	--
05/03/03	--	ND<100	ND<500	ND<2.0	ND<2.0	ND<2.0	ND<2.0	ND<2.0	--	--	--	--
08/01/03	--	ND<100	ND<500	ND<2.0	ND<2.0	ND<2.0	ND<2.0	ND<2.0	--	--	--	--
10/30/03	--	ND<100	ND<500	ND<2.0	ND<2.0	ND<2.0	ND<2.0	ND<2.0	--	--	--	--
01/29/04	--	--	ND<500	--	--	--	--	--	--	--	--	--
05/27/04	--	ND<5.0	ND<50	ND<0.50	ND<0.50	ND<1.0	ND<0.50	ND<0.50	--	--	--	--
08/31/04	--	ND<5.0	ND<50	ND<0.5	ND<0.5	ND<1.0	ND<0.5	ND<0.5	--	--	--	--
11/18/04	--	ND<5.0	ND<50	ND<0.50	ND<0.50	ND<1.0	ND<0.50	ND<0.50	--	--	--	--
03/25/05	--	--	ND<50	--	--	--	--	--	--	--	--	--
06/22/05	--	--	ND<1000	--	--	--	--	--	--	--	--	--
09/26/05	--	--	ND<1000	--	--	--	--	--	--	--	--	--
12/20/05	--	ND<10	ND<250	ND<0.50	ND<0.50	ND<0.50	ND<0.50	ND<0.50	--	--	--	--
03/29/06	--	--	ND<250	--	--	--	--	--	--	--	--	--
06/12/06	--	ND<10	ND<250	ND<0.50	ND<0.50	ND<0.50	ND<0.50	ND<0.50	--	--	--	--
09/27/06	--	--	ND<250	--	--	--	--	--	--	--	--	--
12/27/06	--	--	ND<250	--	--	--	--	--	--	--	--	--
03/16/07	--	--	ND<250	--	--	--	--	--	--	--	--	--

Table 2 a
ADDITIONAL HISTORIC ANALYTICAL RESULTS
76 Station 4625

Date Sampled	TPH-D (µg/l)	TBA (µg/l)	Ethanol (8260B) (µg/l)	Ethylene- dibromide (EDB) (µg/l)	1,2-DCA (EDC) (µg/l)	DIPE (µg/l)	ETBE (µg/l)	TAME (µg/l)	Total Oil and Grease (mg/l)	Acenaph- thylene (µg/l)	Acetone (µg/l)	Bromo- benzene (µg/l)
MW-1 continued												
06/27/07	--	--	ND<250	--	--	--	--	--	--	--	--	--
09/27/07	--	--	ND<250	--	--	--	--	--	--	--	--	--
12/26/07	--	--	ND<250	--	--	--	--	--	--	--	--	--
03/26/08	--	--	ND<250	--	--	--	--	--	--	--	--	--
06/17/08	--	--	ND<250	--	--	--	--	--	--	--	--	--
09/15/08	--	--	ND<250	--	--	--	--	--	--	--	--	--
MW-2												
08/01/03	--	--	ND<500	--	--	--	--	--	--	--	--	--
10/30/03	--	--	ND<500	--	--	--	--	--	--	--	--	--
01/29/04	--	--	ND<500	--	--	--	--	--	--	--	--	--
05/27/04	--	--	ND<50	--	--	--	--	--	--	--	--	--
08/31/04	--	--	ND<50	--	--	--	--	--	--	--	--	--
11/18/04	--	--	ND<50	--	--	--	--	--	--	--	--	--
03/25/05	--	--	ND<50	--	--	--	--	--	--	--	--	--
06/22/05	--	--	ND<1000	--	--	--	--	--	--	--	--	--
09/26/05	--	--	ND<1000	--	--	--	--	--	--	--	--	--
12/20/05	--	--	ND<250	--	--	--	--	--	--	--	--	--
03/29/06	--	--	ND<250	--	--	--	--	--	--	--	--	--
06/12/06	--	--	ND<250	--	--	--	--	--	--	--	--	--
09/27/06	--	--	ND<250	--	--	--	--	--	--	--	--	--
12/27/06	--	--	ND<250	--	--	--	--	--	--	--	--	--
03/16/07	--	--	ND<250	--	--	--	--	--	--	--	--	--
06/27/07	--	--	ND<250	--	--	--	--	--	--	--	--	--
09/27/07	--	--	ND<250	--	--	--	--	--	--	--	--	--
12/26/07	--	--	ND<250	--	--	--	--	--	--	--	--	--

Table 2 a
ADDITIONAL HISTORIC ANALYTICAL RESULTS
76 Station 4625

Date Sampled	TPH-D (µg/l)	TBA (µg/l)	Ethanol (8260B) (µg/l)	Ethylene- dibromide (EDB) (µg/l)	1,2-DCA (EDC) (µg/l)	DIPE (µg/l)	ETBE (µg/l)	TAME (µg/l)	Total Oil and Grease (mg/l)	Acenaph- thylene (µg/l)	Acetone (µg/l)	Bromo- benzene (µg/l)
MW-2 continued												
03/26/08	--	--	ND<250	--	--	--	--	--	--	--	--	--
06/17/08	--	--	ND<250	--	--	--	--	--	--	--	--	--
09/15/08	--	--	ND<250	--	--	--	--	--	--	--	--	--
MW-3												
05/03/00	93	--	--	--	--	--	--	--	ND	--	--	--
07/28/00	ND	ND	--	ND	ND	ND	ND	ND	ND	--	--	--
10/29/00	ND	--	--	--	--	--	--	--	7.0	--	--	--
02/09/01	72	--	--	--	--	--	--	--	ND	--	--	--
05/11/01	ND	--	--	--	--	--	--	--	ND	--	--	--
08/10/01	63	--	--	--	--	--	--	--	ND<5.0	--	--	--
11/07/01	88	--	--	--	--	--	--	--	ND<5.0	--	--	--
02/06/02	ND<310	--	--	--	--	--	--	--	ND<5.0	--	--	--
05/08/02	ND<53	--	--	--	--	--	--	--	ND<5.2	--	--	--
08/09/02	ND<50	--	--	--	--	--	--	--	ND<1.0	--	--	--
11/26/02	ND<50	--	--	--	--	--	--	--	ND<1.0	--	--	--
02/14/03	ND<50	--	--	--	--	--	--	--	ND<1.0	--	--	--
05/03/03	ND<50	--	--	--	--	--	--	--	ND<1.0	--	--	--
08/01/03	ND<50	--	ND<500	--	--	--	--	--	ND<4.0	--	--	--
10/30/03	ND<50	--	ND<500	ND<0.50	ND<0.50	--	--	--	ND<1.0	--	ND<50	ND<1.0
01/29/04	ND<50	--	ND<500	ND<0.50	ND<0.50	--	--	--	ND<1.0	ND<2.7	ND<50	ND<1.0
05/27/04	--	ND<5.0	ND<50	ND<0.50	ND<0.50	ND<1.0	ND<0.50	ND<0.50	ND<1.0	ND<4.0	ND<50	ND<1.0
08/31/04	ND<50	--	ND<50	ND<0.50	ND<0.50	--	--	--	1.2	ND<2.0	ND<50	ND<1.0
11/18/04	ND<50	--	ND<50	ND<0.50	ND<0.50	--	--	--	ND<5.0	--	ND<50	ND<1.0
03/25/05	ND<50	--	ND<50	ND<0.50	ND<0.50	--	--	--	ND<2.0	ND<2.0	ND<50	ND<1.0
06/22/05	--	--	ND<1000	--	ND<0.50	--	--	--	ND<5.0	--	--	--

Table 2 a
ADDITIONAL HISTORIC ANALYTICAL RESULTS
76 Station 4625

Date Sampled	TPH-D (µg/l)	TBA (µg/l)	Ethanol (8260B) (µg/l)	Ethylene- dibromide (EDB) (µg/l)	1,2-DCA (EDC) (µg/l)	DIPE (µg/l)	ETBE (µg/l)	TAME (µg/l)	Total Oil and Grease (mg/l)	Acenaph- thylene (µg/l)	Acetone (µg/l)	Bromo- benzene (µg/l)
MW-3 continued												
09/26/05	ND<200	--	ND<1000	--	ND<0.50	--	--	--	ND<5.0	--	--	--
12/20/05	ND<200	--	ND<250	--	ND<0.50	--	--	--	ND<5.0	--	--	--
03/29/06	ND<200	--	ND<250	--	ND<0.50	--	--	--	--	--	--	--
06/12/06	ND<200	--	ND<250	--	ND<0.50	--	--	--	ND<5.0	--	--	--
D 06/12/06	--	--	ND<250	--	--	--	--	--	--	--	--	--
09/27/06	ND<50	--	ND<250	--	ND<0.50	--	--	--	ND<5.0	--	--	--
12/27/06	55	--	ND<250	--	ND<0.50	--	--	--	ND<5.0	--	--	--
03/16/07	ND<50	--	ND<250	--	ND<0.50	--	--	--	ND<5.0	--	--	--
06/27/07	63	--	ND<250	--	ND<0.50	--	--	--	ND<5.0	--	--	--
09/27/07	87	ND<10	ND<250	ND<0.50	ND<0.50	ND<0.50	ND<0.50	ND<0.50	ND<5.0	--	--	ND<0.50
12/26/07	ND<50	ND<10	ND<250	ND<0.50	ND<0.50	ND<0.50	ND<0.50	ND<0.50	ND<5.0	--	--	ND<0.50
03/26/08	ND<50	ND<10	ND<250	ND<0.50	ND<0.50	ND<0.50	ND<0.50	ND<0.50	ND<5.0	--	--	ND<0.50
06/17/08	ND<50	ND<10	ND<250	ND<0.50	ND<0.50	ND<0.50	ND<0.50	ND<0.50	ND<5.0	--	--	ND<0.50
09/15/08	ND<50	ND<10	ND<250	ND<0.50	ND<0.50	ND<0.50	ND<0.50	ND<0.50	ND<5.0	--	--	ND<0.50
MW-4												
02/14/03	--	ND<100	ND<500	ND<2.0	ND<2.0	ND<2.0	ND<2.0	ND<2.0	--	--	--	--
08/01/03	--	--	ND<500	ND<2.0	--	--	--	--	--	--	--	--
10/30/03	--	--	ND<500	--	--	--	--	--	--	--	--	--
01/29/04	--	--	ND<500	--	--	--	--	--	--	--	--	--
05/27/04	--	--	ND<50	--	--	--	--	--	--	--	--	--
08/31/04	--	--	ND<50	--	--	--	--	--	--	--	--	--
11/18/04	--	--	ND<50	--	--	--	--	--	--	--	--	--
03/25/05	--	--	ND<50	--	--	--	--	--	--	--	--	--
06/22/05	--	--	ND<1000	--	--	--	--	--	--	--	--	--
09/26/05	--	--	ND<1000	--	--	--	--	--	--	--	--	--

Table 2 a
ADDITIONAL HISTORIC ANALYTICAL RESULTS
76 Station 4625

Date Sampled	TPH-D (µg/l)	TBA (µg/l)	Ethanol (8260B) (µg/l)	Ethylene- dibromide (EDB) (µg/l)	1,2-DCA (EDC) (µg/l)	DIPE (µg/l)	ETBE (µg/l)	TAME (µg/l)	Total Oil and Grease (mg/l)	Acenaph- thylene (µg/l)	Acetone (µg/l)	Bromo- benzene (µg/l)
MW-4 continued												
12/20/05	--	--	ND<250	--	--	--	--	--	--	--	--	--
03/29/06	--	--	ND<250	--	--	--	--	--	--	--	--	--
06/12/06	--	--	ND<250	--	--	--	--	--	--	--	--	--
09/27/06	--	--	ND<250	--	--	--	--	--	--	--	--	--
12/27/06	--	--	ND<250	--	--	--	--	--	--	--	--	--
03/16/07	--	--	ND<250	--	--	--	--	--	--	--	--	--
06/27/07	--	--	ND<250	--	--	--	--	--	--	--	--	--
09/27/07	--	--	ND<250	--	--	--	--	--	--	--	--	--
12/26/07	--	--	ND<250	--	--	--	--	--	--	--	--	--
03/26/08	--	--	ND<250	--	--	--	--	--	--	--	--	--
06/17/08	--	--	ND<250	--	--	--	--	--	--	--	--	--
09/15/08	--	--	ND<250	--	--	--	--	--	--	--	--	--
MW-5												
11/26/02	--	ND<1000	ND<5000	ND<20	ND<20	ND<20	ND<20	ND<20	--	--	--	--
02/14/03	--	ND<1000	ND<5000	ND<20	ND<20	ND<20	ND<20	ND<20	--	--	--	--
05/03/03	--	ND<10000	ND<50000	ND<200	ND<200	ND<200	ND<200	ND<200	--	--	--	--
08/01/03	--	ND<1000	ND<5000	ND<20	ND<20	ND<20	ND<20	ND<20	--	--	--	--
10/30/03	--	ND<500	ND<2500	ND<10	ND<10	ND<10	ND<10	ND<10	--	--	--	--
01/29/04	--	ND<1000	ND<5000	ND<20	ND<20	ND<20	ND<20	ND<20	--	--	--	--
05/27/04	--	ND<50	ND<500	ND<5.0	ND<5.0	ND<10	ND<5.0	ND<5.0	--	--	--	--
08/31/04	--	ND<25	ND<250	ND<2.5	ND<2.5	ND<5.0	ND<2.5	ND<2.5	--	--	--	--
11/18/04	--	140	ND<1000	ND<10	ND<10	ND<20	ND<10	ND<10	--	--	--	--
03/25/05	--	ND<250	ND<2500	ND<25	ND<25	ND<25	ND<25	ND<25	--	--	--	--
06/22/05	--	16	ND<1000	ND<0.50	ND<0.50	ND<0.50	ND<0.50	ND<0.50	--	--	--	--
09/26/05	--	ND<10	ND<1000	ND<0.50	ND<0.50	ND<0.50	ND<0.50	ND<0.50	--	--	--	--

Table 2 a
ADDITIONAL HISTORIC ANALYTICAL RESULTS
76 Station 4625

Date Sampled	TPH-D (µg/l)	TBA (µg/l)	Ethanol (8260B) (µg/l)	Ethylene- dibromide (EDB) (µg/l)	1,2-DCA (EDC) (µg/l)	DIPE (µg/l)	ETBE (µg/l)	TAME (µg/l)	Total Oil and Grease (mg/l)	Acenaph- thylene (µg/l)	Acetone (µg/l)	Bromo- benzene (µg/l)
MW-5 continued												
12/20/05	--	ND<500	ND<12000	ND<25	ND<25	ND<25	ND<25	ND<25	--	--	--	--
03/29/06	--	ND<100	ND<2500	ND<5.0	ND<5.0	ND<5.0	ND<5.0	ND<5.0	--	--	--	--
06/12/06	--	ND<100	ND<2500	ND<5.0	ND<5.0	ND<5.0	ND<5.0	ND<5.0	--	--	--	--
09/27/06	--	ND<10	ND<250	ND<0.50	ND<0.50	ND<0.50	ND<0.50	ND<0.50	--	--	--	--
12/27/06	--	93	ND<250	ND<0.50	ND<0.50	ND<0.50	ND<0.50	ND<0.50	--	--	--	--
03/16/07	--	45	ND<250	ND<0.50	ND<0.50	ND<0.50	ND<0.50	ND<0.50	--	--	--	--
06/27/07	--	51	ND<250	ND<0.50	ND<0.50	ND<0.50	ND<0.50	ND<0.50	--	--	--	--
09/27/07	--	ND<10	ND<250	ND<0.50	ND<0.50	ND<0.50	ND<0.50	ND<0.50	--	--	--	--
12/26/07	--	230	ND<250	ND<0.50	ND<0.50	ND<0.50	ND<0.50	ND<0.50	--	--	--	--
03/26/08	--	230	ND<2500	ND<5.0	ND<5.0	ND<5.0	ND<5.0	ND<5.0	--	--	--	--
06/17/08	--	77	ND<250	ND<0.50	ND<0.50	ND<0.50	ND<0.50	ND<0.50	--	--	--	--
09/15/08	--	32	ND<250	ND<0.50	ND<0.50	ND<0.50	ND<0.50	ND<0.50	--	--	--	--
MW-6												
11/26/02	--	ND<2000	ND<10000	ND<40	ND<40	ND<40	ND<40	ND<40	--	--	--	--
02/14/03	--	ND<2000	ND<10000	ND<40	ND<40	ND<40	ND<40	ND<40	--	--	--	--
05/03/03	--	ND<5000	ND<25000	ND<100	ND<100	ND<100	ND<100	ND<100	--	--	--	--
08/01/03	--	ND<4000	ND<20000	ND<80	ND<80	ND<80	ND<80	ND<80	--	--	--	--
10/30/03	--	ND<1000	ND<5000	ND<20	ND<20	ND<20	ND<20	ND<20	--	--	--	--
01/29/04	--	ND<100	ND<500	ND<2.0	ND<2.0	ND<2.0	ND<2.0	ND<2.0	--	--	--	--
05/27/04	--	ND<25	ND<250	ND<2.5	ND<2.5	ND<5.0	ND<2.5	ND<2.5	--	--	--	--
08/31/04	--	ND<25	ND<250	ND<2.5	ND<2.5	ND<5.0	ND<2.5	ND<2.5	--	--	--	--
11/18/04	--	8.1	ND<50	ND<0.50	ND<0.50	ND<1.0	ND<0.50	ND<0.50	--	--	--	--
03/25/05	--	45	ND<50	ND<0.50	ND<0.50	ND<0.50	ND<0.50	ND<0.50	--	--	--	--
06/22/05	--	ND<10	ND<1000	ND<0.50	ND<0.50	ND<0.50	ND<0.50	ND<0.50	--	--	--	--
09/26/05	--	ND<10	ND<1000	ND<0.50	ND<0.50	ND<0.50	ND<0.50	ND<0.50	--	--	--	--

Table 2 a
ADDITIONAL HISTORIC ANALYTICAL RESULTS
76 Station 4625

Date Sampled	TPH-D (µg/l)	TBA (µg/l)	Ethanol (8260B) (µg/l)	Ethylene- dibromide (EDB) (µg/l)	1,2-DCA (EDC) (µg/l)	DIPE (µg/l)	ETBE (µg/l)	TAME (µg/l)	Total Oil and Grease (mg/l)	Acenaph- thylene (µg/l)	Acetone (µg/l)	Bromo- benzene (µg/l)
MW-6 continued												
12/20/05	--	ND<10	ND<250	ND<0.50	ND<0.50	ND<0.50	ND<0.50	ND<0.50	--	--	--	--
03/29/06	--	ND<10	ND<250	ND<0.50	ND<0.50	ND<0.50	ND<0.50	ND<0.50	--	--	--	--
06/12/06	--	ND<50	ND<1200	ND<2.5	ND<2.5	ND<2.5	ND<2.5	ND<2.5	--	--	--	--
09/27/06	--	ND<10	ND<250	ND<0.50	ND<0.50	ND<0.50	ND<0.50	ND<0.50	--	--	--	--
12/27/06	--	ND<10	ND<250	ND<0.50	ND<0.50	ND<0.50	ND<0.50	ND<0.50	--	--	--	--
03/16/07	--	ND<10	ND<250	ND<0.50	ND<0.50	ND<0.50	ND<0.50	ND<0.50	--	--	--	--
06/27/07	--	ND<10	ND<250	ND<0.50	ND<0.50	ND<0.50	ND<0.50	ND<0.50	--	--	--	--
09/27/07	--	110	ND<250	ND<0.50	ND<0.50	ND<0.50	ND<0.50	ND<0.50	--	--	--	--
12/26/07	--	ND<10	ND<250	ND<0.50	ND<0.50	ND<0.50	ND<0.50	ND<0.50	--	--	--	--
03/26/08	--	14	ND<250	ND<0.50	ND<0.50	ND<0.50	ND<0.50	ND<0.50	--	--	--	--
06/17/08	--	ND<10	ND<250	ND<0.50	ND<0.50	ND<0.50	ND<0.50	ND<0.50	--	--	--	--
09/15/08	--	ND<10	ND<250	ND<0.50	ND<0.50	ND<0.50	ND<0.50	ND<0.50	--	--	--	--
MW-7												
09/27/07	--	ND<10	ND<250	ND<0.50	ND<0.50	ND<0.50	ND<0.50	ND<0.50	--	--	--	--
12/26/07	--	ND<10	ND<250	ND<0.50	ND<0.50	ND<0.50	ND<0.50	ND<0.50	--	--	--	--
03/26/08	--	ND<10	ND<250	ND<0.50	ND<0.50	ND<0.50	ND<0.50	ND<0.50	--	--	--	--
06/17/08	--	ND<10	ND<250	ND<0.50	ND<0.50	ND<0.50	ND<0.50	ND<0.50	--	--	--	--
09/15/08	--	ND<10	ND<250	ND<0.50	ND<0.50	ND<0.50	ND<0.50	ND<0.50	--	--	--	--
MW-8												
09/27/07	--	ND<10	ND<250	ND<0.50	ND<0.50	ND<0.50	ND<0.50	ND<0.50	--	--	--	--
12/26/07	--	ND<10	ND<250	ND<0.50	ND<0.50	ND<0.50	ND<0.50	ND<0.50	--	--	--	--
03/26/08	--	ND<10	ND<250	ND<0.50	ND<0.50	ND<0.50	ND<0.50	ND<0.50	--	--	--	--
06/17/08	--	14	ND<250	ND<0.50	ND<0.50	ND<0.50	ND<0.50	ND<0.50	--	--	--	--
09/15/08	--	ND<10	ND<250	ND<0.50	ND<0.50	ND<0.50	ND<0.50	ND<0.50	--	--	--	--

Table 2 a
ADDITIONAL HISTORIC ANALYTICAL RESULTS
76 Station 4625

Date Sampled			Ethanol	Ethylene-	1,2-DCA				Total Oil	Acenaph-	Acetone	Bromo-
	TPH-D (µg/l)	TBA (µg/l)	(8260B) (µg/l)	dibromide (EDB) (µg/l)	(EDC) (µg/l)	DIPE (µg/l)	ETBE (µg/l)	TAME (µg/l)	and Grease (mg/l)	thylene (µg/l)	(µg/l)	benzene (µg/l)
MW-9												
09/27/07	--	ND<10	ND<250	ND<0.50	ND<0.50	ND<0.50	ND<0.50	ND<0.50	--	--	--	--
12/26/07	--	ND<10	ND<250	ND<0.50	ND<0.50	ND<0.50	ND<0.50	ND<0.50	--	--	--	--
03/26/08	--	ND<10	ND<250	ND<0.50	ND<0.50	ND<0.50	ND<0.50	ND<0.50	--	--	--	--
06/17/08	--	22	ND<250	ND<0.50	ND<0.50	ND<0.50	ND<0.50	ND<0.50	--	--	--	--
09/15/08	--	ND<10	ND<250	ND<0.50	ND<0.50	ND<0.50	ND<0.50	ND<0.50	--	--	--	--

Table 2 b
ADDITIONAL HISTORIC ANALYTICAL RESULTS
76 Station 4625

Date Sampled	Bromo-chloro-methane (µg/l)	Bromo-dichloro-methane (µg/l)	Bromo-form (µg/l)	Bromo-methane (µg/l)	n-Butyl-benzene (µg/l)	sec-Butyl-benzene (µg/l)	tert-Butyl benzene (µg/l)	Carbon Disulfide (µg/l)	Carbon Tetra-chloride (µg/l)	Chloro-benzene (µg/l)	Chloro-ethane (µg/l)	2-Chloroethyl vinyl ether (µg/l)
MW-3												
10/30/03	ND<1.0	ND<1.0	ND<0.50	ND<1.0	ND<1.0	ND<1.0	ND<1.0	ND<5.0	ND<0.50	ND<0.50	ND<1.0	ND<5.0
01/29/04	ND<1.0	ND<0.50	ND<0.50	ND<1.0	ND<1.0	ND<1.0	ND<1.0	ND<5.0	ND<0.50	ND<0.50	ND<1.0	ND<5.0
05/27/04	ND<1.0	ND<0.50	ND<0.50	ND<1.0	ND<1.0	ND<1.0	ND<1.0	ND<5.0	ND<0.50	ND<0.50	ND<1.0	ND<5.0
08/31/04	ND<1.0	ND<0.50	ND<0.50	ND<1.0	ND<1.0	ND<1.0	ND<1.0	ND<5.0	ND<0.50	ND<0.50	ND<1.0	ND<5.0
11/18/04	ND<1.0	ND<0.50	ND<0.50	ND<1.0	ND<1.0	ND<1.0	ND<1.0	ND<5.0	ND<0.50	ND<0.50	ND<1.0	--
03/25/05	ND<1.0	ND<0.50	ND<0.50	ND<1.0	ND<1.0	ND<1.0	ND<1.0	ND<5.0	ND<0.50	ND<0.50	ND<1.0	--
06/22/05	--	ND<0.50	ND<0.50	ND<1.0	--	--	--	--	ND<0.50	ND<0.50	ND<0.50	--
09/26/05	--	ND<0.50	ND<0.50	ND<1.0	--	--	--	--	ND<0.50	ND<0.50	ND<0.50	--
12/20/05	--	ND<0.50	ND<0.50	ND<1.0	--	--	--	--	ND<0.50	ND<0.50	ND<0.50	--
03/29/06	--	ND<0.50	ND<0.50	ND<1.0	--	--	--	--	ND<0.50	ND<0.50	ND<0.50	--
06/12/06	--	ND<0.50	ND<0.50	ND<1.0	--	--	--	--	ND<0.50	ND<0.50	ND<0.50	--
09/27/06	--	ND<0.50	ND<0.50	ND<1.0	--	--	--	--	ND<0.50	ND<0.50	ND<0.50	--
12/27/06	--	ND<0.50	ND<0.50	ND<1.0	--	--	--	--	ND<0.50	ND<0.50	ND<0.50	--
03/16/07	--	ND<0.50	ND<0.50	ND<1.0	--	--	--	--	ND<0.50	ND<0.50	ND<0.50	--
06/27/07	--	ND<0.50	ND<0.50	ND<1.0	--	--	--	--	ND<0.50	ND<0.50	ND<0.50	--
09/27/07	ND<0.50	ND<0.50	ND<0.50	ND<1.0	ND<0.50	ND<0.50	ND<0.50	--	ND<0.50	ND<0.50	ND<0.50	--
12/26/07	ND<0.50	ND<0.50	ND<0.50	ND<1.0	ND<0.50	ND<0.50	ND<0.50	--	ND<0.50	ND<0.50	ND<0.50	--
03/26/08	ND<0.50	ND<0.50	ND<0.50	ND<1.0	ND<0.50	ND<0.50	ND<0.50	--	ND<0.50	ND<0.50	ND<0.50	--
06/17/08	ND<0.50	ND<0.50	ND<0.50	ND<1.0	ND<0.50	ND<0.50	ND<0.50	--	ND<0.50	ND<0.50	ND<0.50	--
09/15/08	ND<0.50	ND<0.50	ND<0.50	ND<1.0	ND<0.50	ND<0.50	ND<0.50	--	ND<0.50	ND<0.50	ND<0.50	--

Table 2 c
ADDITIONAL HISTORIC ANALYTICAL RESULTS
76 Station 4625

Date Sampled	Chloroform (µg/l)	Chloro- methane (µg/l)	2- Chloro- toluene (µg/l)	4-Chloro- toluene (µg/l)	1,2Dibrom- 3-chloro- propane (µg/l)	Dibromo- chloro- methane (µg/l)	Dibromo- methane (µg/l)	1,2- Dichloro- benzene (µg/l)	1,3- Dichloro- benzene (µg/l)	1,4- Dichloro- benzene (µg/l)	Dichloro- difluoro- methane (µg/l)	1,1-DCA (µg/l)
MW-3												
10/30/03	ND<1.0	ND<1.0	ND<0.50	ND<0.50	ND<1.0	ND<0.50	ND<0.50	ND<0.50	ND<0.50	ND<0.50	ND<0.50	ND<0.50
01/29/04	ND<1.0	ND<1.0	ND<0.50	ND<0.50	ND<1.0	ND<0.50	ND<0.50	ND<0.50	ND<0.50	ND<2.7	ND<0.50	ND<0.50
05/27/04	ND<1.0	ND<1.0	ND<0.50	ND<0.50	ND<1.0	ND<0.50	ND<0.50	ND<0.50	ND<0.50	ND<0.50	ND<0.50	ND<0.50
08/31/04	ND<1.0	ND<1.0	ND<0.50	ND<0.50	ND<1.0	ND<0.50	ND<0.50	ND<2.0	ND<0.50	ND<0.50	ND<0.50	ND<0.50
11/18/04	ND<1.0	ND<1.0	ND<0.50	ND<0.50	ND<1.0	ND<0.50	ND<0.50	ND<0.50	ND<0.50	ND<0.50	ND<0.50	ND<0.50
03/25/05	ND<1.0	ND<1.0	ND<0.50	ND<0.50	ND<1.0	ND<0.50	ND<0.50	ND<0.50	ND<0.50	ND<0.50	ND<0.50	ND<0.50
06/22/05	0.17J	ND<0.50	--	--	--	ND<0.50	--	ND<2.0	ND<2.0	ND<2.0	--	ND<0.50
09/26/05	ND<0.50	ND<0.50	--	--	--	ND<0.50	--	ND<0.50	ND<0.50	ND<0.50	--	ND<0.50
12/20/05	ND<0.50	ND<0.50	--	--	--	ND<0.50	--	ND<0.50	ND<0.50	ND<0.50	--	ND<0.50
03/29/06	ND<0.50	ND<0.50	--	--	--	ND<0.50	--	ND<0.50	ND<0.50	ND<0.50	--	ND<0.50
06/12/06	ND<0.50	ND<0.50	--	--	--	ND<0.50	--	ND<0.50	ND<0.50	ND<0.50	--	ND<0.50
09/27/06	ND<0.50	ND<0.50	--	--	--	ND<0.50	--	ND<0.50	ND<0.50	ND<0.50	--	ND<0.50
12/27/06	ND<0.50	ND<0.50	--	--	--	ND<0.50	--	ND<0.50	ND<0.50	ND<0.50	--	ND<0.50
03/16/07	ND<0.50	ND<0.50	--	--	--	ND<0.50	--	ND<0.50	ND<0.50	ND<0.50	--	ND<0.50
06/27/07	ND<0.50	ND<0.50	--	--	--	ND<0.50	--	ND<0.50	ND<0.50	ND<0.50	--	ND<0.50
09/27/07	ND<0.50	ND<0.50	ND<0.50	ND<0.50	ND<1.0	ND<0.50	ND<0.50	ND<0.50	ND<0.50	ND<0.50	ND<0.50	ND<0.50
12/26/07	ND<0.50	ND<0.50	ND<0.50	ND<0.50	ND<1.0	ND<0.50	ND<0.50	ND<0.50	ND<0.50	ND<0.50	ND<0.50	ND<0.50
03/26/08	ND<0.50	ND<0.50	ND<0.50	ND<0.50	ND<1.0	ND<0.50	ND<0.50	ND<0.50	ND<0.50	ND<0.50	ND<0.50	ND<0.50
06/17/08	ND<0.50	ND<0.50	ND<0.50	ND<0.50	ND<1.0	ND<0.50	ND<0.50	ND<0.50	ND<0.50	ND<0.50	ND<0.50	ND<0.50
09/15/08	ND<0.50	ND<0.50	ND<0.50	ND<0.50	ND<1.0	ND<0.50	ND<0.50	ND<0.50	ND<0.50	ND<0.50	ND<0.50	ND<0.50

Table 2 d
ADDITIONAL HISTORIC ANALYTICAL RESULTS
76 Station 4625

Date Sampled	1,1-DCE (µg/l)	cis-1,2-DCE (µg/l)	trans-1,2-DCE (µg/l)	1,2-Dichloro- propane (µg/l)	1,3-Dichloro- propane (µg/l)	2,2-Dichloro- propane (µg/l)	1,1-Dichloro- propene (µg/l)	cis-1,3-Dichloro- propene (µg/l)	trans-1,3-Dichloro- propene (µg/l)	Hexa- chloro- butadiene (µg/l)	2- Hexanone (µg/l)	Isopropyl- benzene (µg/l)
MW-3												
05/08/02	--	0.69	--	--	--	--	--	--	--	--	--	--
10/30/03	ND<0.50	ND<0.50	ND<0.50	ND<0.50	ND<1.0	ND<0.50	ND<0.50	ND<0.50	ND<0.50	ND<1.0	ND<50	ND<0.50
01/29/04	ND<0.50	ND<0.50	ND<0.50	ND<0.50	ND<1.0	ND<0.50	ND<0.50	ND<0.50	ND<0.50	ND<2.7	ND<50	ND<0.50
05/27/04	ND<0.50	ND<0.50	ND<0.50	ND<0.50	ND<1.0	ND<0.50	ND<0.50	ND<0.50	ND<0.50	ND<1.0	ND<50	ND<0.50
08/31/04	ND<0.50	ND<0.50	ND<0.50	ND<0.50	ND<1.0	ND<0.50	ND<0.50	ND<0.50	ND<0.50	ND<1.0	ND<50	ND<0.50
11/18/04	ND<0.50	ND<0.50	ND<0.50	ND<0.50	ND<1.0	ND<0.50	ND<0.50	ND<0.50	ND<0.50	ND<1.0	ND<50	ND<0.50
03/25/05	ND<0.50	ND<0.50	ND<0.50	ND<0.50	ND<1.0	ND<0.50	ND<0.50	ND<0.50	ND<0.50	ND<1.0	ND<50	ND<0.50
06/22/05	ND<0.50	--	ND<0.50	ND<0.50	--	--	--	ND<0.50	ND<0.50	ND<2.0	--	--
09/26/05	ND<0.50	--	ND<0.50	ND<0.50	--	--	--	ND<0.50	ND<0.50	ND<2.0	--	--
12/20/05	ND<0.50	--	ND<0.50	ND<0.50	--	--	--	ND<0.50	ND<0.50	ND<2.0	--	--
03/29/06	ND<0.50	--	ND<0.50	ND<0.50	--	--	--	ND<0.50	ND<0.50	--	--	--
06/12/06	ND<0.50	--	ND<0.50	ND<0.50	--	--	--	ND<0.50	ND<0.50	--	--	--
09/27/06	ND<0.50	--	ND<0.50	ND<0.50	--	--	--	ND<0.50	ND<0.50	--	--	--
12/27/06	ND<0.50	--	ND<0.50	ND<0.50	--	--	--	ND<0.50	ND<0.50	--	--	--
03/16/07	ND<0.50	--	ND<0.50	ND<0.50	--	--	--	ND<0.50	ND<0.50	--	--	--
06/27/07	ND<0.50	--	ND<0.50	ND<0.50	--	--	--	ND<0.50	ND<0.50	--	--	--
09/27/07	ND<0.50	ND<0.50	ND<0.50	ND<0.50	ND<0.50	ND<0.50	ND<0.50	ND<0.50	ND<0.50	ND<0.50	--	ND<0.50
12/26/07	ND<0.50	ND<0.50	ND<0.50	ND<0.50	ND<0.50	ND<0.50	ND<0.50	ND<0.50	ND<0.50	ND<0.50	--	ND<0.50
03/26/08	ND<0.50	ND<0.50	ND<0.50	ND<0.50	ND<0.50	ND<0.50	ND<0.50	ND<0.50	ND<0.50	ND<0.50	--	ND<0.50
06/17/08	ND<0.50	ND<0.50	ND<0.50	ND<0.50	ND<0.50	ND<0.50	ND<0.50	ND<0.50	ND<0.50	ND<0.50	--	ND<0.50
09/15/08	ND<0.50	ND<0.50	ND<0.50	ND<0.50	ND<0.50	ND<0.50	ND<0.50	ND<0.50	ND<0.50	ND<0.50	--	ND<0.50

Table 2 e
ADDITIONAL HISTORIC ANALYTICAL RESULTS
76 Station 4625

Date Sampled	p-Isopropyl-toluene (µg/l)	Methyl-ethyl Keytone (µg/l)	Methyl-isobutyl ketone (µg/l)	Methylene chloride (µg/l)	Naphthalene (µg/l)	n-Propyl-benzene (µg/l)	Styrene (µg/l)	1,1,1,2-Tetrachloro-ethane (µg/l)	1,1,1,2-Tetrachloro-ethane (µg/l)	Tetrachloro-ethene (PCE) (µg/l)	Trichloro-trifluoro-ethane (µg/l)	1,2,4-Trichloro-benzene (µg/l)
MW-3												
07/28/00	--	--	--	--	--	--	--	--	--	2.7	--	--
05/08/02	--	--	--	--	--	--	--	--	--	0.56	--	--
10/30/03	ND<1.0	ND<50	ND<50	ND<5.0	ND<1.0	ND<1.0	ND<0.50	ND<0.50	ND<0.50	ND<0.50	ND<0.50	ND<1.0
01/29/04	ND<1.0	ND<50	ND<50	ND<5.0	ND<1.0	ND<1.0	ND<0.50	ND<0.50	ND<0.50	ND<0.50	ND<0.50	ND<1.0
05/27/04	ND<1.0	ND<50	ND<50	ND<5.0	ND<1.0	ND<1.0	ND<0.50	ND<0.50	ND<0.50	ND<0.50	ND<0.50	ND<1.0
08/31/04	ND<1.0	ND<50	ND<50	ND<5.0	ND<1.0	ND<1.0	ND<0.50	ND<0.50	ND<0.50	ND<0.50	ND<0.50	ND<1.0
11/18/04	ND<1.0	ND<50	ND<50	ND<5.0	ND<1.0	ND<1.0	ND<0.50	ND<0.50	ND<0.50	ND<0.50	ND<0.50	ND<1.0
03/25/05	ND<1.0	ND<50	ND<50	ND<5.0	ND<1.0	ND<1.0	ND<0.50	ND<0.50	ND<0.50	ND<0.50	ND<0.50	ND<1.0
06/22/05	--	--	--	ND<1.0	ND<2.0	--	--	--	ND<0.50	ND<0.50	ND<0.50	ND<2.0
09/26/05	--	--	--	ND<1.0	--	--	--	--	ND<0.50	ND<0.50	ND<0.50	--
12/20/05	--	--	--	ND<1.0	ND<2.0	--	--	--	ND<0.50	ND<0.50	ND<0.50	ND<2.0
03/29/06	--	--	--	ND<1.0	--	--	--	--	ND<0.50	ND<0.50	ND<0.50	--
06/12/06	--	--	--	ND<1.0	--	--	--	--	ND<0.50	ND<0.50	ND<0.50	--
09/27/06	--	--	--	ND<1.0	--	--	--	--	ND<0.50	ND<0.50	ND<0.50	--
12/27/06	--	--	--	ND<1.0	--	--	--	--	ND<0.50	ND<0.50	ND<0.50	--
03/16/07	--	--	--	ND<1.0	--	--	--	--	ND<0.50	ND<0.50	ND<0.50	--
06/27/07	--	--	--	ND<1.0	--	--	--	--	ND<0.50	ND<0.50	ND<0.50	--
09/27/07	ND<0.50	--	--	ND<1.0	ND<0.50	ND<0.50	ND<0.50	ND<0.50	ND<0.50	ND<0.50	ND<0.50	ND<0.50
12/26/07	ND<0.50	--	--	ND<1.0	ND<0.50	ND<0.50	ND<0.50	ND<0.50	ND<0.50	ND<0.50	ND<0.50	ND<0.50
03/26/08	ND<0.50	--	--	ND<1.0	ND<0.50	ND<0.50	ND<0.50	ND<0.50	ND<0.50	ND<0.50	ND<0.50	ND<0.50
06/17/08	ND<0.50	--	--	ND<1.0	ND<0.50	ND<0.50	ND<0.50	ND<0.50	ND<0.50	ND<0.50	ND<0.50	ND<0.50
09/15/08	ND<0.50	--	--	ND<1.0	ND<0.50	ND<0.50	ND<0.50	ND<0.50	ND<0.50	ND<0.50	ND<0.50	ND<0.50

Table 2 f
ADDITIONAL HISTORIC ANALYTICAL RESULTS
76 Station 4625

Date Sampled	1,2,3-Trichlorobenzene (µg/l)	1,1,1-Trichloroethane (µg/l)	1,1,2-Trichloroethane (µg/l)	Trichloroethene (TCE) (µg/l)	Trichlorofluoromethane (µg/l)	1,2,3-Trichloropropane (µg/l)	1,2,4-Trimethylbenzene (µg/l)	1,3,5-Trimethylbenzene (µg/l)	Vinylacetate (µg/l)	Vinylchloride (µg/l)	Acenaphthene (µg/l)	Acenaphthylene (svoc) (µg/l)
MW-3												
11/07/01	--	--	--	0.55	--	--	--	--	--	--	--	--
05/08/02	--	--	--	0.86	--	--	--	--	--	--	--	--
10/30/03	ND<1.0	ND<0.50	ND<0.50	ND<0.50	ND<1.0	--	ND<0.50	ND<0.50	ND<25	ND<0.50	--	--
01/29/04	ND<1.0	ND<0.50	ND<0.50	ND<0.50	ND<1.0	--	ND<0.50	ND<0.50	ND<25	ND<0.50	ND<2.7	--
05/27/04	ND<1.0	ND<0.50	ND<0.50	ND<0.50	ND<1.0	--	ND<0.50	ND<0.50	ND<25	ND<0.50	ND<4.0	--
08/31/04	ND<1.0	ND<0.50	ND<0.50	ND<0.50	ND<1.0	--	ND<0.50	ND<0.50	ND<25	ND<0.50	ND<2.0	--
11/18/04	ND<1.0	ND<0.50	ND<0.50	ND<0.50	ND<1.0	--	ND<0.50	ND<0.50	ND<25	ND<0.50	--	--
03/25/05	ND<1.0	ND<0.50	ND<0.50	ND<0.50	ND<1.0	--	ND<0.50	ND<0.50	ND<25	ND<0.50	ND<2.0	--
06/22/05	--	ND<0.50	ND<0.50	0.25J	ND<0.50	--	--	--	--	ND<0.50	ND<2.0	ND<2.0
09/26/05	--	ND<0.50	ND<0.50	ND<0.50	ND<0.50	--	--	--	--	ND<0.50	ND<2.0	ND<2.0
12/20/05	--	ND<0.50	ND<0.50	ND<0.50	ND<0.50	--	--	--	--	ND<0.50	ND<2.0	ND<2.0
03/29/06	--	ND<0.50	ND<0.50	ND<0.50	ND<0.50	--	--	--	--	ND<0.50	ND<2.0	ND<2.0
06/12/06	--	ND<0.50	ND<0.50	ND<0.50	ND<0.50	--	--	--	--	ND<0.50	ND<2.0	ND<2.0
09/27/06	--	ND<0.50	ND<0.50	ND<0.50	ND<0.50	--	--	--	--	ND<0.50	ND<2.0	ND<2.0
12/27/06	--	ND<0.50	ND<0.50	ND<0.50	ND<0.50	--	--	--	--	ND<0.50	ND<2.0	ND<2.0
03/16/07	--	ND<0.50	ND<0.50	ND<0.50	ND<0.50	--	--	--	--	ND<0.50	ND<2.0	ND<2.0
06/27/07	--	ND<0.50	ND<0.50	ND<0.50	ND<0.50	--	--	--	--	ND<0.50	ND<2.0	ND<2.0
09/27/07	ND<0.50	ND<0.50	ND<0.50	ND<0.50	ND<0.50	ND<1.0	ND<0.50	ND<0.50	--	ND<0.50	ND<2.0	ND<2.0
12/26/07	ND<0.50	ND<0.50	ND<0.50	ND<0.50	ND<0.50	ND<1.0	ND<0.50	ND<0.50	--	ND<0.50	ND<2.0	ND<2.0
03/26/08	ND<0.50	ND<0.50	ND<0.50	ND<0.50	ND<0.50	ND<1.0	ND<0.50	ND<0.50	--	ND<0.50	ND<2.0	ND<2.0
06/17/08	ND<0.50	ND<0.50	ND<0.50	ND<0.50	ND<0.50	ND<1.0	ND<0.50	ND<0.50	--	ND<0.50	ND<2.0	ND<2.0
09/15/08	ND<0.50	ND<0.50	ND<0.50	ND<0.50	ND<0.50	ND<1.0	ND<0.50	ND<0.50	--	ND<0.50	ND<2.0	ND<2.0

Table 2 g
ADDITIONAL HISTORIC ANALYTICAL RESULTS
 76 Station 4625

Date Sampled	Anthracene (µg/l)	Benzo[a]-anthracene (µg/l)	Benzo[a]-pyrene (µg/l)	Benzo[b]-fluoranthene (µg/l)	Benzo-[g,h,i]-perylene (µg/l)	Benzo[k]-fluoranthene (µg/l)	Benzoic Acid (µg/l)	Benzyl Alcohol (µg/l)	Bis(2-chloro-ethoxy) methane (µg/l)	Bis(2-chloro-ethyl) ether (µg/l)	Bis(2-chloro-isopropyl)-ether (µg/l)	Bis(2-ethyl-hexyl) phthalate (µg/l)
MW-3												
01/29/04	ND<2.7	ND<2.7	ND<2.7	ND<2.7	ND<2.7	ND<2.7	--	--	--	--	--	ND<14
05/27/04	ND<4.0	ND<4.0	ND<4.0	ND<4.0	ND<4.0	ND<4.0	--	--	--	--	--	ND<20
08/31/04	ND<2.0	ND<2.0	ND<2.0	ND<2.0	ND<2.0	ND<2.0	--	--	--	--	--	ND<10
03/25/05	ND<2.0	ND<2.0	ND<2.0	ND<2.0	ND<2.0	ND<2.0	ND<10	ND<5.0	ND<5.0	ND<2.0	ND<2.0	ND<10
06/22/05	ND<2.0	ND<2.0	ND<2.0	ND<2.0	ND<2.0	ND<2.0	ND<10	ND<2.0	ND<5.0	ND<2.0	ND<2.0	3.1
09/26/05	ND<2.0	ND<2.0	ND<2.0	ND<2.0	ND<2.0	ND<2.0	ND<10	ND<2.0	ND<2.0	ND<2.0	ND<2.0	ND<5.0
12/20/05	ND<2.0	ND<2.0	ND<2.0	ND<2.0	ND<2.0	ND<2.0	ND<10	ND<2.0	ND<2.0	ND<2.0	ND<2.0	ND<5.0
03/29/06	ND<2.0	ND<2.0	ND<2.0	ND<2.0	ND<2.0	ND<2.0	ND<10	ND<2.0	ND<2.0	ND<2.0	ND<2.0	ND<5.0
06/12/06	ND<2.0	ND<2.0	ND<2.0	ND<2.0	ND<2.0	ND<2.0	ND<10	ND<2.0	ND<2.0	ND<2.0	ND<2.0	ND<5.0
09/27/06	ND<2.0	ND<2.0	ND<2.0	ND<2.0	ND<2.0	ND<2.0	ND<10	ND<2.0	ND<2.0	ND<2.0	ND<2.0	ND<4.0
12/27/06	ND<2.0	ND<2.0	ND<2.0	ND<2.0	ND<2.0	ND<2.0	ND<10	ND<2.0	ND<2.0	ND<2.0	ND<2.0	ND<4.0
03/16/07	ND<2.0	ND<2.0	ND<2.0	ND<2.0	ND<2.0	ND<2.0	ND<10	ND<2.0	ND<2.0	ND<2.0	ND<2.0	ND<4.0
06/27/07	ND<2.0	ND<2.0	ND<2.0	ND<2.0	ND<2.0	ND<2.0	ND<10	ND<2.0	ND<2.0	ND<2.0	ND<2.0	ND<4.0
09/27/07	ND<2.0	ND<2.0	ND<2.0	ND<2.0	ND<2.0	ND<2.0	ND<10	ND<2.0	ND<2.0	ND<2.0	ND<2.0	ND<4.0
12/26/07	ND<2.0	ND<2.0	ND<2.0	ND<2.0	ND<2.0	ND<2.0	ND<10	ND<2.0	ND<2.0	ND<2.0	ND<2.0	ND<4.0
03/26/08	ND<2.0	ND<2.0	ND<2.0	ND<2.0	ND<2.0	ND<2.0	ND<10	ND<2.0	ND<2.0	ND<2.0	ND<2.0	ND<4.0
06/17/08	ND<2.0	ND<2.0	ND<2.0	ND<2.0	ND<2.0	ND<2.0	ND<10	ND<2.0	ND<2.0	ND<2.0	ND<2.0	ND<4.0
09/15/08	ND<2.0	ND<2.0	ND<2.0	ND<2.0	ND<2.0	ND<2.0	ND<10	ND<2.0	ND<2.0	ND<2.0	ND<2.0	ND<4.0

Table 2 h
ADDITIONAL HISTORIC ANALYTICAL RESULTS
76 Station 4625

Date Sampled	4-Bromo-phenyl ether (µg/l)	Butyl-benzyl phthalate (µg/l)	4-Chloro-3-methyl-phenol (µg/l)	4-Chloro-aniline (µg/l)	2-Chloro-naphthalene (µg/l)	2-Chloro-phenol (µg/l)	4-Chloro-phenyl ether (µg/l)	Chrysene (µg/l)	Dibenzo-[a,h]-anthracene (µg/l)	Dibenzo-furan (µg/l)	1,2-Dichloro-benzene (svoc) (µg/l)	1,3-Dichloro-benzene (svoc) (µg/l)
MW-3												
01/29/04	--	--	--	--	--	--	--	ND<2.7	ND<2.7	--	--	--
05/27/04	--	--	--	--	--	--	--	ND<4.0	ND<4.0	--	--	--
08/31/04	--	--	--	--	--	--	--	ND<2.0	ND<2.0	--	--	--
03/25/05	ND<5.0	ND<5.0	ND<5.0	ND<2.0	ND<2.0	ND<2.0	ND<5.0	ND<2.0	ND<2.0	ND<2.0	ND<2.0	ND<2.0
06/22/05	ND<2.0	ND<2.0	ND<5.0	ND<2.0	ND<2.0	ND<2.0	ND<2.0	ND<2.0	ND<3.0	ND<2.0	ND<2.0	ND<2.0
09/26/05	ND<2.0	ND<2.0	ND<5.0	ND<2.0	ND<2.0	ND<2.0	ND<2.0	ND<2.0	ND<3.0	ND<2.0	ND<2.0	ND<2.0
12/20/05	ND<2.0	ND<2.0	ND<2.0	ND<2.0	ND<2.0	ND<2.0	ND<2.0	ND<2.0	ND<3.0	ND<2.0	ND<2.0	ND<2.0
03/29/06	ND<2.0	ND<2.0	ND<5.0	ND<2.0	ND<2.0	ND<2.0	ND<2.0	ND<2.0	ND<3.0	ND<2.0	ND<2.0	ND<2.0
06/12/06	ND<2.0	ND<2.0	ND<5.0	ND<2.0	ND<2.0	ND<2.0	ND<2.0	ND<2.0	ND<3.0	ND<2.0	ND<2.0	ND<2.0
09/27/06	ND<2.0	ND<2.0	ND<5.0	ND<2.0	ND<2.0	ND<2.0	ND<2.0	ND<2.0	ND<3.0	ND<2.0	ND<2.0	ND<2.0
12/27/06	ND<2.0	ND<2.0	ND<5.0	ND<2.0	ND<2.0	ND<2.0	ND<2.0	ND<2.0	ND<3.0	ND<2.0	ND<2.0	ND<2.0
03/16/07	ND<2.0	ND<2.0	ND<5.0	ND<2.0	ND<2.0	ND<2.0	ND<2.0	ND<2.0	ND<3.0	ND<2.0	ND<2.0	ND<2.0
06/27/07	ND<2.0	ND<2.0	ND<5.0	ND<2.0	ND<2.0	ND<2.0	ND<2.0	ND<2.0	ND<3.0	ND<2.0	ND<2.0	ND<2.0
09/27/07	ND<2.0	ND<2.0	ND<5.0	ND<2.0	ND<2.0	ND<2.0	ND<2.0	ND<2.0	ND<3.0	ND<2.0	ND<2.0	ND<2.0
12/26/07	ND<2.0	ND<2.0	ND<5.0	ND<2.0	ND<2.0	ND<2.0	ND<2.0	ND<2.0	ND<3.0	ND<2.0	ND<2.0	ND<2.0
03/26/08	ND<2.0	ND<2.0	ND<5.0	ND<2.0	ND<2.0	ND<2.0	ND<2.0	ND<2.0	ND<3.0	ND<2.0	ND<2.0	ND<2.0
06/17/08	ND<2.0	ND<2.0	ND<5.0	ND<2.0	ND<2.0	ND<2.0	ND<2.0	ND<2.0	ND<3.0	ND<2.0	ND<2.0	ND<2.0
09/15/08	ND<2.0	ND<2.0	ND<5.0	ND<2.0	ND<2.0	ND<2.0	ND<2.0	ND<2.0	ND<3.0	ND<2.0	ND<2.0	ND<2.0

Table 2 i
ADDITIONAL HISTORIC ANALYTICAL RESULTS
76 Station 4625

Date Sampled	1,4-Dichloro- benzene (svoc) (µg/l)	3,3-Dichloro- benzidine (µg/l)	2,4-Dichloro- phenol (µg/l)	Diethyl phthalate (µg/l)	2,4-Dimethyl- phenol (µg/l)	Dimethyl phthalate (µg/l)	Di-n-butyl phthalate (µg/l)	2,4-Dinitro- phenol (µg/l)	2,4-Dinitro- toluene (µg/l)	2,6-Dinitro- toluene (µg/l)	Di-n-octyl phthalate (µg/l)	Fluoran- thene (µg/l)
MW-3												
01/29/04	--	--	--	--	--	--	--	--	--	--	--	ND<2.7
05/27/04	--	--	--	--	--	--	--	--	--	--	--	ND<4.0
08/31/04	--	--	--	--	--	--	--	--	--	--	--	ND<2.0
03/25/05	ND<2.0	ND<5.0	ND<2.0	ND<5.0	ND<2.0	ND<5.0	ND<5.0	ND<10	ND<2.0	ND<5.0	ND<5.0	ND<2.0
06/22/05	ND<2.0	ND<10	ND<2.0	ND<2.0	ND<2.0	ND<2.0	ND<2.0	ND<10	ND<2.0	ND<2.0	ND<2.0	ND<2.0
09/26/05	ND<2.0	ND<10	ND<2.0	ND<2.0	ND<2.0	ND<2.0	ND<2.0	ND<10	ND<2.0	ND<2.0	ND<2.0	ND<2.0
12/20/05	ND<2.0	ND<10	ND<2.0	ND<2.0	ND<2.0	ND<2.0	ND<2.0	ND<10	ND<2.0	ND<2.0	ND<2.0	ND<2.0
03/29/06	ND<2.0	ND<10	ND<2.0	ND<2.0	ND<2.0	ND<2.0	ND<2.0	ND<10	ND<2.0	ND<2.0	ND<2.0	ND<2.0
06/12/06	ND<2.0	ND<10	ND<2.0	ND<2.0	ND<2.0	ND<2.0	ND<2.0	ND<10	ND<2.0	ND<2.0	ND<2.0	ND<2.0
09/27/06	ND<2.0	ND<10	ND<2.0	ND<2.0	ND<2.0	ND<2.0	ND<2.0	ND<10	ND<2.0	ND<2.0	ND<2.0	ND<2.0
12/27/06	ND<2.0	ND<10	ND<2.0	ND<2.0	ND<2.0	ND<2.0	ND<2.0	ND<10	ND<2.0	ND<2.0	ND<2.0	ND<2.0
03/16/07	ND<2.0	ND<10	ND<2.0	ND<2.0	ND<2.0	ND<2.0	ND<2.0	ND<10	ND<2.0	ND<2.0	ND<2.0	ND<2.0
06/27/07	ND<2.0	ND<10	ND<2.0	ND<2.0	ND<2.0	ND<2.0	ND<2.0	ND<10	ND<2.0	ND<2.0	ND<2.0	ND<2.0
09/27/07	ND<2.0	ND<10	ND<2.0	ND<2.0	ND<2.0	ND<2.0	ND<2.0	ND<10	ND<2.0	ND<2.0	ND<2.0	ND<2.0
12/26/07	ND<2.0	ND<10	ND<2.0	ND<2.0	ND<2.0	ND<2.0	ND<2.0	ND<10	ND<2.0	ND<2.0	ND<2.0	ND<2.0
03/26/08	ND<2.0	ND<10	ND<2.0	ND<2.0	ND<2.0	ND<2.0	ND<2.0	ND<10	ND<2.0	ND<2.0	ND<2.0	ND<2.0
06/17/08	ND<2.0	ND<10	ND<2.0	ND<2.0	ND<2.0	ND<2.0	ND<2.0	ND<10	ND<2.0	ND<2.0	ND<2.0	ND<2.0
09/15/08	ND<2.0	ND<10	ND<2.0	ND<2.0	ND<2.0	ND<2.0	ND<2.0	ND<10	ND<2.0	ND<2.0	ND<2.0	ND<2.0

Table 2 j
ADDITIONAL HISTORIC ANALYTICAL RESULTS
76 Station 4625

Date Sampled	Fluorene (µg/l)	Hexa-chloro-benzene (µg/l)	HCBD (svoc) (µg/l)	Hexachloro-cyclopenta-diene (µg/l)	Hexachloro-ethane (µg/l)	Indeno-[1,2,3-c,d]pyrene (µg/l)	Isophorone (µg/l)	2-Methyl-4,6-dinitro-phenol (µg/l)	2-Methyl-naphthalene (µg/l)	2-Methyl-phenol (µg/l)	4-Methyl-phenol (µg/l)	3- and 4-Methyl-phenol (µg/l)
MW-3												
01/29/04	ND<2.7	--	--	--	--	ND<2.7	--	--	--	ND<2.7	ND<2.7	--
05/27/04	ND<4.0	--	--	--	--	ND<4.0	--	--	ND<4.0	ND<4.0	ND<4.0	--
08/31/04	ND<2.0	--	--	--	--	ND<2.0	--	--	ND<2.0	ND<2.0	ND<2.0	--
03/25/05	ND<2.0	ND<2.0	ND<2.0	ND<5.0	ND<2.0	ND<2.0	ND<2.0	ND<10	ND<2.0	ND<2.0	ND<2.0	--
06/22/05	ND<2.0	ND<2.0	ND<2.0	ND<2.0	ND<2.0	ND<2.0	ND<2.0	--	ND<2.0	ND<2.0	ND<2.0	--
09/26/05	ND<2.0	ND<2.0	ND<2.0	ND<2.0	ND<2.0	ND<2.0	ND<2.0	ND<10	ND<2.0	ND<2.0	ND<2.0	--
12/20/05	ND<2.0	ND<2.0	ND<2.0	ND<2.0	ND<2.0	ND<2.0	ND<2.0	ND<10	ND<2.0	ND<2.0	ND<2.0	--
03/29/06	ND<2.0	ND<2.0	ND<2.0	ND<2.0	ND<2.0	ND<2.0	ND<2.0	ND<10	ND<2.0	ND<2.0	--	--
06/12/06	ND<2.0	ND<2.0	ND<2.0	ND<2.0	ND<2.0	ND<2.0	ND<2.0	ND<10	ND<2.0	ND<2.0	--	--
09/27/06	ND<2.0	ND<2.0	ND<1.0	ND<2.0	ND<2.0	ND<2.0	ND<2.0	ND<10	ND<2.0	ND<2.0	--	--
12/27/06	ND<2.0	ND<2.0	ND<1.0	ND<2.0	ND<2.0	ND<2.0	ND<2.0	ND<10	ND<2.0	ND<2.0	--	--
03/16/07	ND<2.0	ND<2.0	ND<1.0	ND<2.0	ND<2.0	ND<2.0	ND<2.0	ND<10	ND<2.0	ND<2.0	--	--
06/27/07	ND<2.0	ND<2.0	ND<1.0	ND<2.0	ND<2.0	ND<2.0	ND<2.0	--	ND<2.0	ND<2.0	--	--
09/27/07	ND<2.0	ND<2.0	ND<1.0	ND<2.0	ND<2.0	ND<2.0	ND<2.0	--	ND<2.0	ND<2.0	--	--
12/26/07	ND<2.0	ND<2.0	ND<1.0	ND<2.0	ND<2.0	ND<2.0	ND<2.0	--	ND<2.0	ND<2.0	--	--
03/26/08	ND<2.0	ND<2.0	ND<2.0	ND<2.0	ND<2.0	ND<2.0	ND<2.0	--	ND<2.0	ND<2.0	--	ND<2.0
06/17/08	ND<2.0	ND<2.0	ND<2.0	ND<2.0	ND<2.0	ND<2.0	ND<2.0	ND<10	ND<2.0	ND<2.0	--	ND<2.0
09/15/08	ND<2.0	ND<2.0	ND<2.0	ND<2.0	ND<2.0	ND<2.0	ND<2.0	ND<10	ND<2.0	ND<2.0	--	--

Table 2 k
ADDITIONAL HISTORIC ANALYTICAL RESULTS
76 Station 4625

Date Sampled	Naphthalene (svoc) (µg/l)	2-Nitro-aniline (µg/l)	3-Nitro-aniline (µg/l)	4-Nitro-aniline (µg/l)	Nitro-benzene (µg/l)	2-Nitro-phenol (µg/l)	4-Nitro-phenol (µg/l)	N-nitrosodi-n-propyl-amine (µg/l)	N-Nitro-sodiphenyl-amine (µg/l)	Penta-chloro-phenol (µg/l)	Phen-anthrene (µg/l)	Phenol (µg/l)
MW-3												
01/29/04	--	--	--	--	--	--	--	--	--	--	ND<2.7	--
05/27/04	--	--	--	--	--	--	--	--	--	--	ND<4.0	--
08/31/04	--	--	--	--	--	--	--	--	--	--	ND<2.0	--
03/25/05	ND<2.0	ND<10	ND<2.0	ND<10	ND<2.0	ND<2.0	ND<10	ND<2.0	ND<2.0	ND<10	ND<2.0	ND<2.0
06/22/05	ND<2.0	ND<2.0	ND<2.0	ND<5.0	ND<2.0	ND<2.0	ND<2.0	ND<2.0	ND<2.0	ND<10	ND<2.0	ND<2.0
09/26/05	ND<2.0	ND<2.0	ND<2.0	ND<5.0	ND<2.0	ND<2.0	ND<2.0	ND<2.0	ND<2.0	ND<10	ND<2.0	ND<2.0
12/20/05	ND<2.0	ND<2.0	ND<2.0	ND<5.0	ND<2.0	ND<2.0	ND<2.0	ND<2.0	ND<2.0	ND<10	ND<2.0	ND<2.0
03/29/06	ND<2.0	ND<2.0	ND<2.0	ND<5.0	ND<2.0	ND<2.0	ND<2.0	ND<2.0	ND<2.0	ND<10	ND<2.0	ND<2.0
06/12/06	ND<2.0	ND<2.0	ND<2.0	ND<5.0	ND<2.0	ND<2.0	ND<2.0	ND<2.0	ND<2.0	ND<10	ND<2.0	ND<2.0
09/27/06	ND<2.0	ND<2.0	ND<2.0	ND<5.0	ND<2.0	ND<2.0	ND<2.0	ND<2.0	ND<2.0	ND<10	ND<2.0	ND<2.0
12/27/06	ND<2.0	ND<2.0	ND<2.0	ND<5.0	ND<2.0	ND<2.0	ND<2.0	ND<2.0	ND<2.0	ND<10	ND<2.0	ND<2.0
03/16/07	ND<2.0	ND<2.0	ND<2.0	ND<5.0	ND<2.0	ND<2.0	ND<2.0	ND<2.0	ND<2.0	ND<10	ND<2.0	ND<2.0
06/27/07	ND<2.0	ND<2.0	ND<2.0	ND<5.0	ND<2.0	ND<2.0	ND<2.0	ND<2.0	ND<2.0	ND<10	ND<2.0	ND<2.0
09/27/07	ND<2.0	ND<2.0	ND<2.0	ND<5.0	ND<2.0	ND<2.0	ND<2.0	ND<2.0	ND<2.0	ND<10	ND<2.0	ND<2.0
12/26/07	ND<2.0	ND<2.0	ND<2.0	ND<5.0	ND<2.0	ND<2.0	ND<2.0	ND<2.0	ND<2.0	ND<10	ND<2.0	ND<2.0
03/26/08	ND<2.0	ND<2.0	ND<2.0	ND<5.0	ND<2.0	ND<2.0	ND<2.0	ND<2.0	ND<2.0	ND<10	ND<2.0	ND<2.0
06/17/08	ND<2.0	ND<2.0	ND<2.0	ND<5.0	ND<2.0	ND<2.0	ND<2.0	ND<2.0	ND<2.0	ND<10	ND<2.0	ND<2.0
09/15/08	ND<2.0	ND<2.0	ND<2.0	ND<5.0	ND<2.0	ND<2.0	ND<2.0	ND<2.0	ND<2.0	ND<10	ND<2.0	ND<2.0

Table 2 1
ADDITIONAL HISTORIC ANALYTICAL RESULTS
76 Station 4625


Date Sampled	Pyrene (µg/l)	1,2,4- Trichloro- benzene (svoc) (µg/l)	2,4,6- Trichloro- phenol (µg/l)	2,4,5- Trichloro- phenol (µg/l)	Chromium (total) (µg/l)
MW-3					
05/03/00	--	--	--	--	ND
07/28/00	--	--	--	--	1800
10/29/00	--	--	--	--	ND
02/09/01	--	--	--	--	38
05/11/01	--	--	--	--	ND
08/10/01	--	--	--	--	ND<10
11/07/01	--	--	--	--	ND<10
02/06/02	--	--	--	--	110
05/08/02	--	--	--	--	37
08/09/02	--	--	--	--	700
11/26/02	--	--	--	--	340
02/14/03	--	--	--	--	74
05/03/03	--	--	--	--	480
08/01/03	--	--	--	--	280
10/30/03	--	--	--	--	130
01/29/04	ND<2.7	--	--	--	27
05/27/04	ND<4.0	--	--	--	6.1
08/31/04	ND<2.0	--	--	--	1000
11/18/04	--	--	--	--	ND<5.0
03/25/05	ND<2.0	ND<2.0	ND<2.0	ND<2.0	ND<5.0
06/22/05	ND<2.0	ND<2.0	ND<5.0	ND<5.0	24
09/26/05	ND<2.0	ND<2.0	ND<5.0	ND<5.0	170
12/20/05	ND<2.0	ND<2.0	ND<5.0	ND<5.0	ND<10
03/29/06	ND<2.0	ND<2.0	ND<5.0	ND<5.0	49
06/12/06	ND<2.0	ND<2.0	ND<5.0	ND<5.0	59

Table 2 1
ADDITIONAL HISTORIC ANALYTICAL RESULTS
76 Station 4625

Date Sampled	Pyrene (µg/l)	1,2,4- Trichloro- benzene (svoc) (µg/l)	2,4,6- Trichloro- phenol (µg/l)	2,4,5- Trichloro- phenol (µg/l)	Chromium (total) (µg/l)
MW-3 continued					
09/27/06	ND<2.0	ND<2.0	ND<5.0	ND<5.0	15
12/27/06	ND<2.0	ND<2.0	ND<5.0	ND<5.0	37
03/16/07	ND<2.0	ND<2.0	ND<5.0	ND<5.0	50
06/27/07	ND<2.0	ND<2.0	ND<5.0	ND<5.0	120
09/27/07	ND<2.0	ND<2.0	ND<5.0	ND<5.0	170
12/26/07	ND<2.0	ND<2.0	ND<5.0	ND<5.0	96
03/26/08	ND<2.0	ND<2.0	ND<5.0	ND<5.0	190
06/17/08	ND<2.0	ND<2.0	ND<5.0	ND<5.0	170
09/15/08	ND<2.0	ND<2.0	ND<5.0	ND<5.0	360

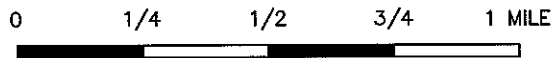
FIGURES

PS=1; L: \DQMS VICINITY M A P SD4625vm.dwg Apr 14, 2008 - 12:31pm bschmidt



SOURCE:

United States Geological Survey
7.5 Minute Topographic Map:
Oakland East Quadrangle



SCALE 1:24,000




PROJECT: 154771

FACILITY:
76 STATION 4625
3070 FRUITVALE AVENUE
OAKLAND, CALIFORNIA

VICINITY MAP


FIGURE 1

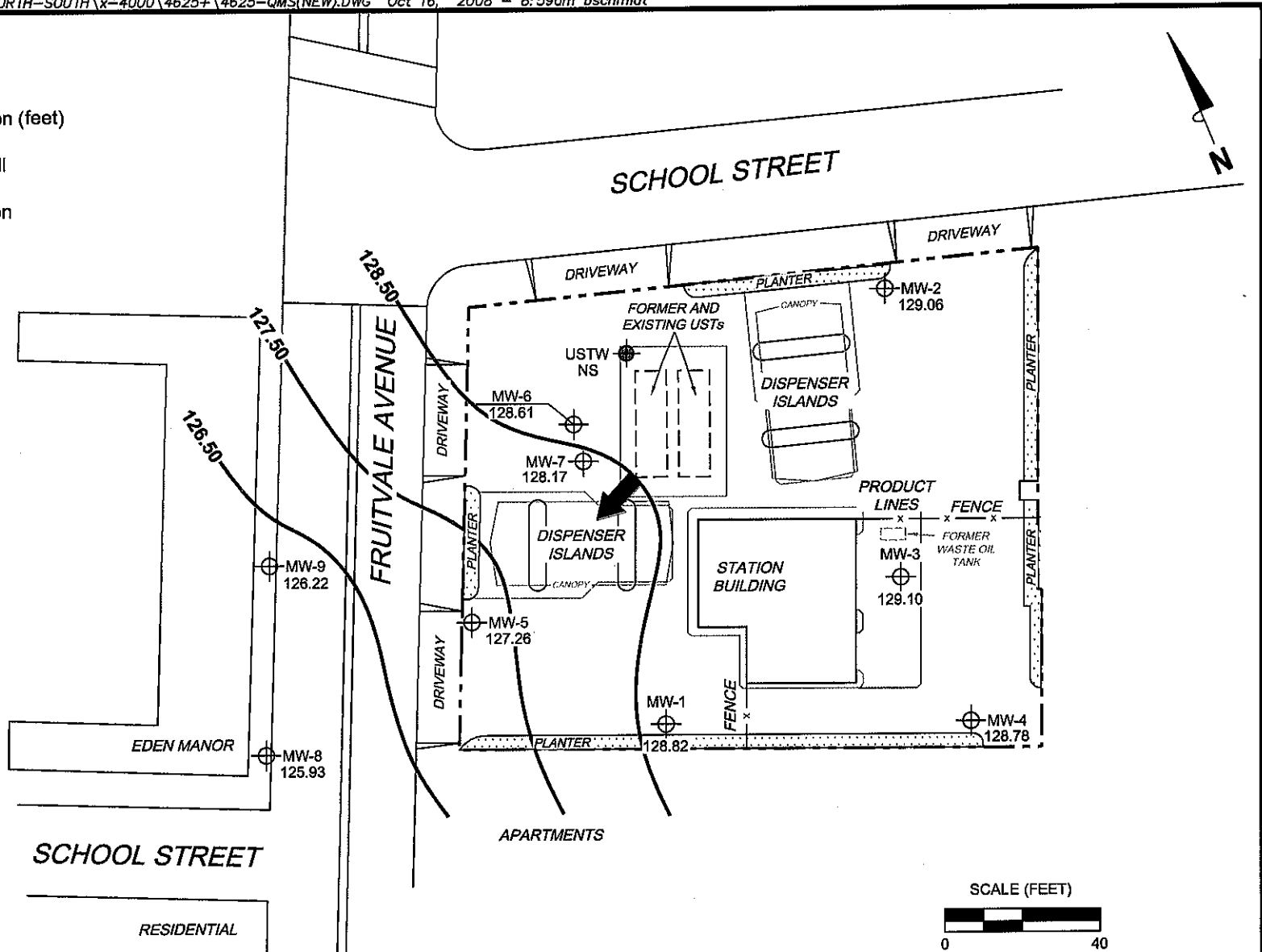
LEGEND

MW-9  Monitoring Well with Groundwater Elevation (feet)

USTW  UST Observation Well

128.50 Groundwater Elevation Contour

 General Direction of Groundwater Flow



NOTES:

Contour lines are interpretive and based on fluid levels measured in monitoring wells. Elevations are in feet above mean sea level. NS = not surveyed. UST = underground storage tank.




PROJECT: 154771

FACILITY:
76 STATION 4625
3070 FRUITVALE AVENUE
OAKLAND, CALIFORNIA


**GROUNDWATER ELEVATION
CONTOUR MAP**
September 15, 2008

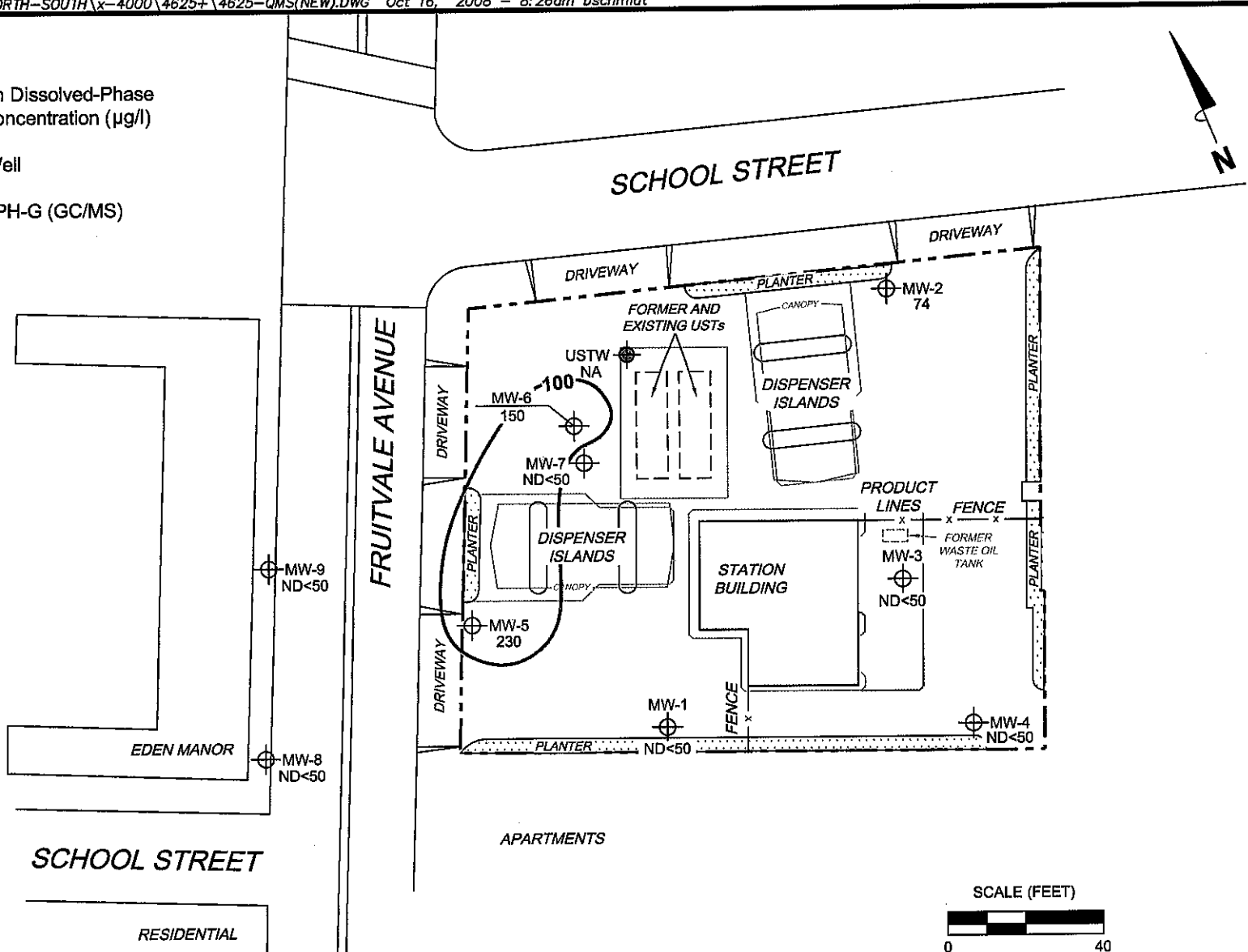
FIGURE 2

LEGEND

MW-9  Monitoring Well with Dissolved-Phase TPH-G (GC/MS) Concentration (µg/l)

USTW  UST Observation Well

 100 Dissolved-Phase TPH-G (GC/MS) Contour (µg/l)



NOTES:

Contour lines are interpretive and based on laboratory analysis results of groundwater samples.
 TPH-G (GC/MS) = total petroleum hydrocarbons with gasoline distinction utilizing EPA Method 8260B.
 µg/l = micrograms per liter. ND = not detected at limit indicated on official laboratory report. NA = not analyzed, measured, or collected. UST = underground storage tank.




PROJECT: 154771

FACILITY:
 76 STATION 4625
 3070 FRUITVALE AVENUE
 OAKLAND, CALIFORNIA

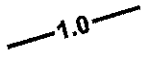
**DISSOLVED-PHASE TPH-G (GC/MS)
 CONCENTRATION MAP
 September 15, 2008**

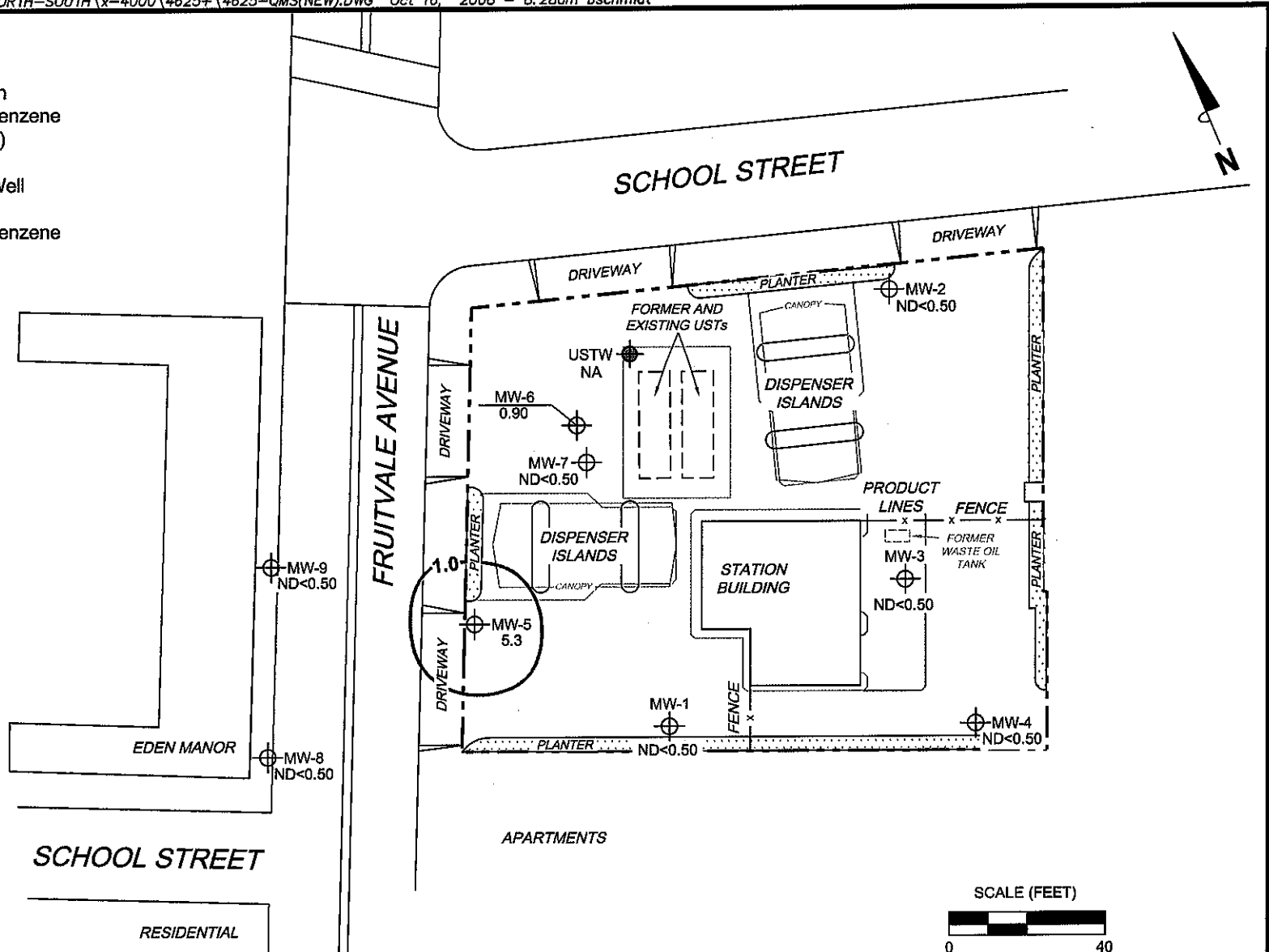
FIGURE 3

LEGEND

MW-9  Monitoring Well with Dissolved-Phase Benzene Concentration ($\mu\text{g/l}$)

USTW  UST Observation Well

 1.0 Dissolved-Phase Benzene Contour ($\mu\text{g/l}$)



NOTES:

Contour lines are interpretive and based on laboratory analysis results of groundwater samples.
 $\mu\text{g/l}$ = micrograms per liter. ND = not detected at limit indicated on official laboratory report. NA = not analyzed, measured, or collected. UST = underground storage tank.






PROJECT: 154771

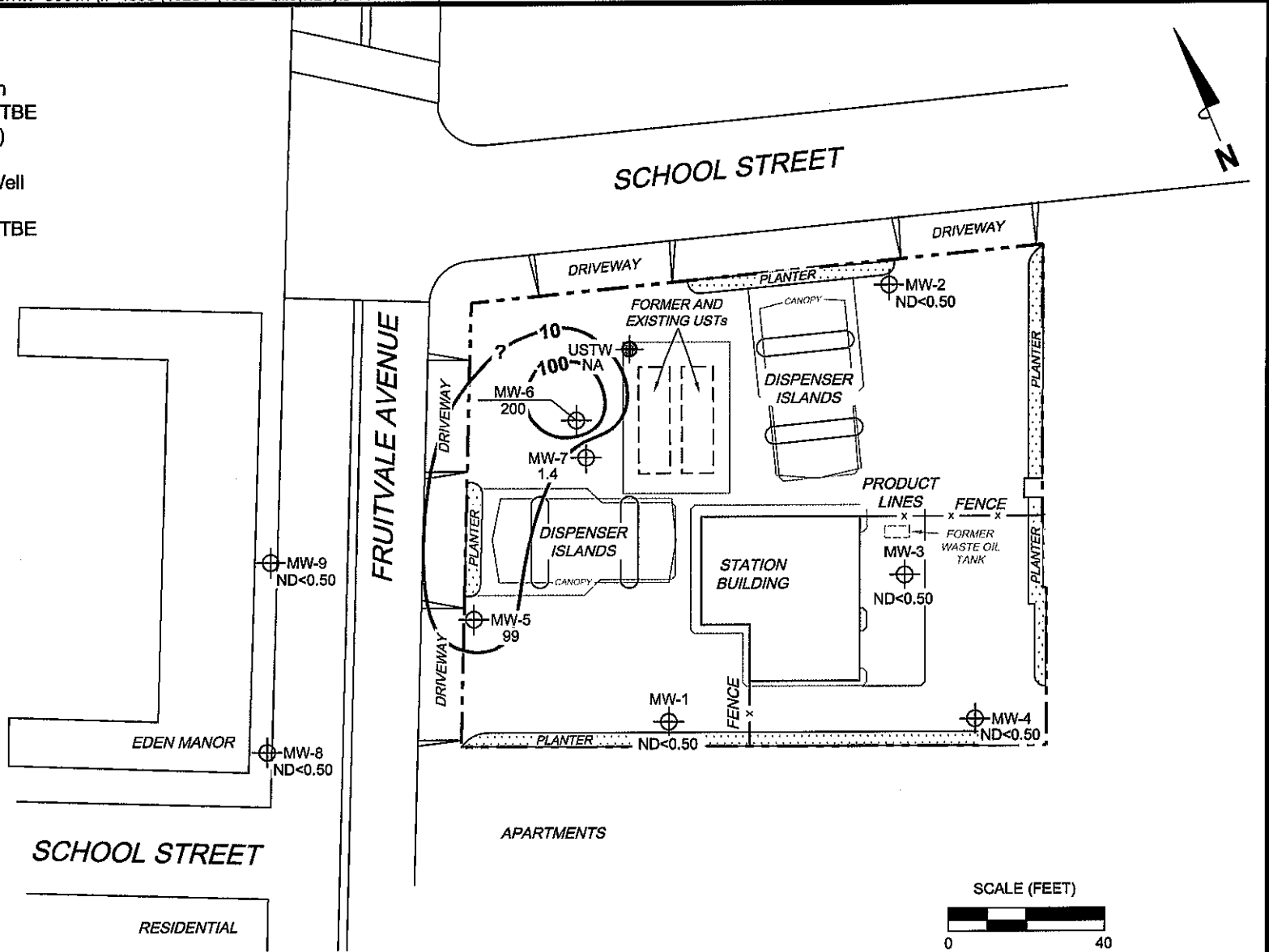
FACILITY:
 76 STATION 4625
 3070 FRUITVALE AVENUE
 OAKLAND, CALIFORNIA

**DISSOLVED-PHASE BENZENE
 CONCENTRATION MAP**
 September 15, 2008

FIGURE 4

LEGEND

- MW-9  Monitoring Well with Dissolved-Phase MTBE Concentration (µg/l)
- USTW  UST Observation Well
-  100 Dissolved-Phase MTBE Contour (µg/l)



NOTES:

Contour lines are interpretive and based on laboratory analysis results of groundwater samples. MTBE = methyl tertiary butyl ether. µg/l = micrograms per liter. ND = not detected at limit indicated on official laboratory report. NA = not analyzed, measured, or collected. UST = underground storage tank. Results obtained using EPA Method 8260B.



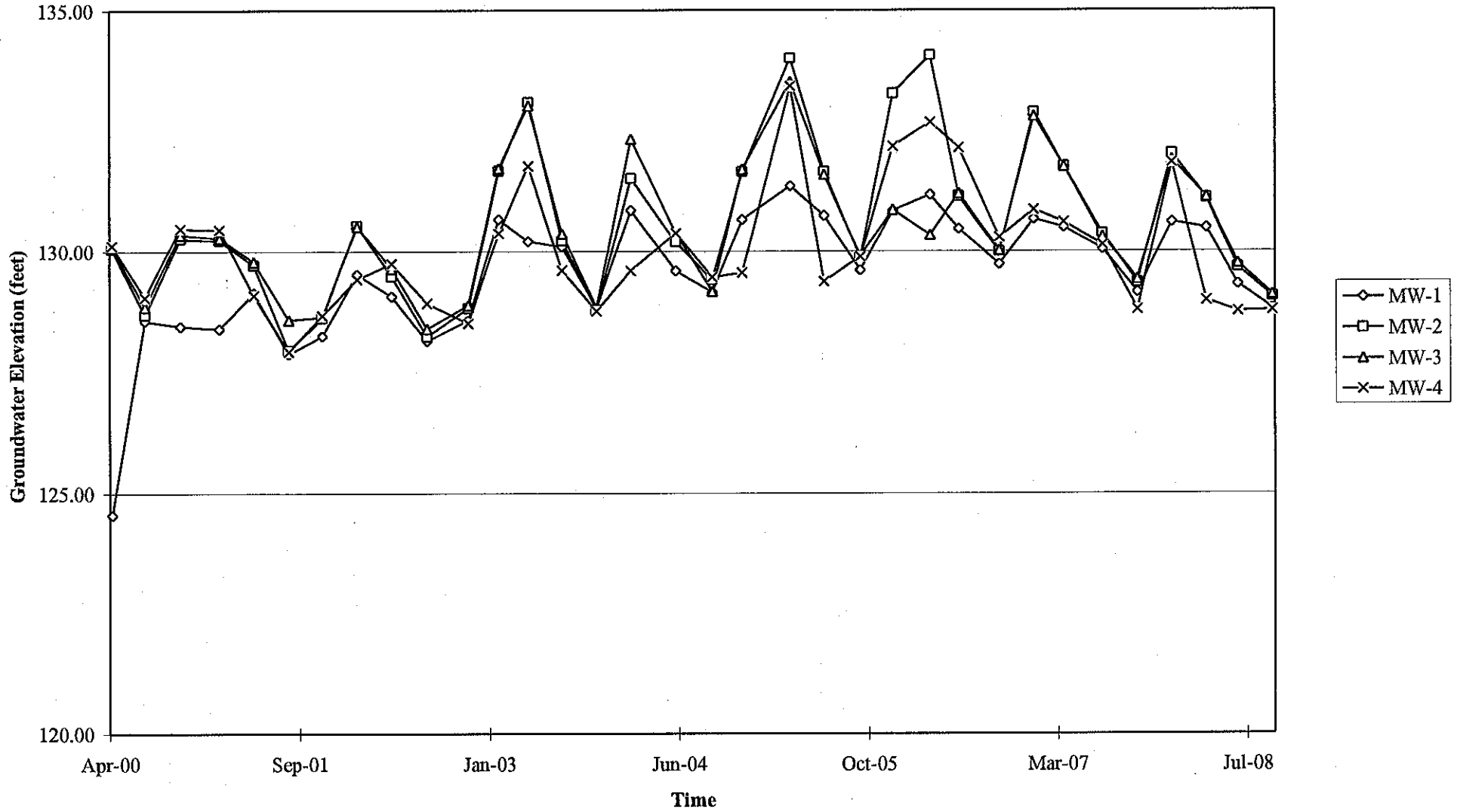
PROJECT: 154771
 FACILITY:
 76 STATION 4625
 3070 FRUITVALE AVENUE
 OAKLAND, CALIFORNIA

**DISSOLVED-PHASE MTBE
 CONCENTRATION MAP**
 September 15, 2008

FIGURE 5

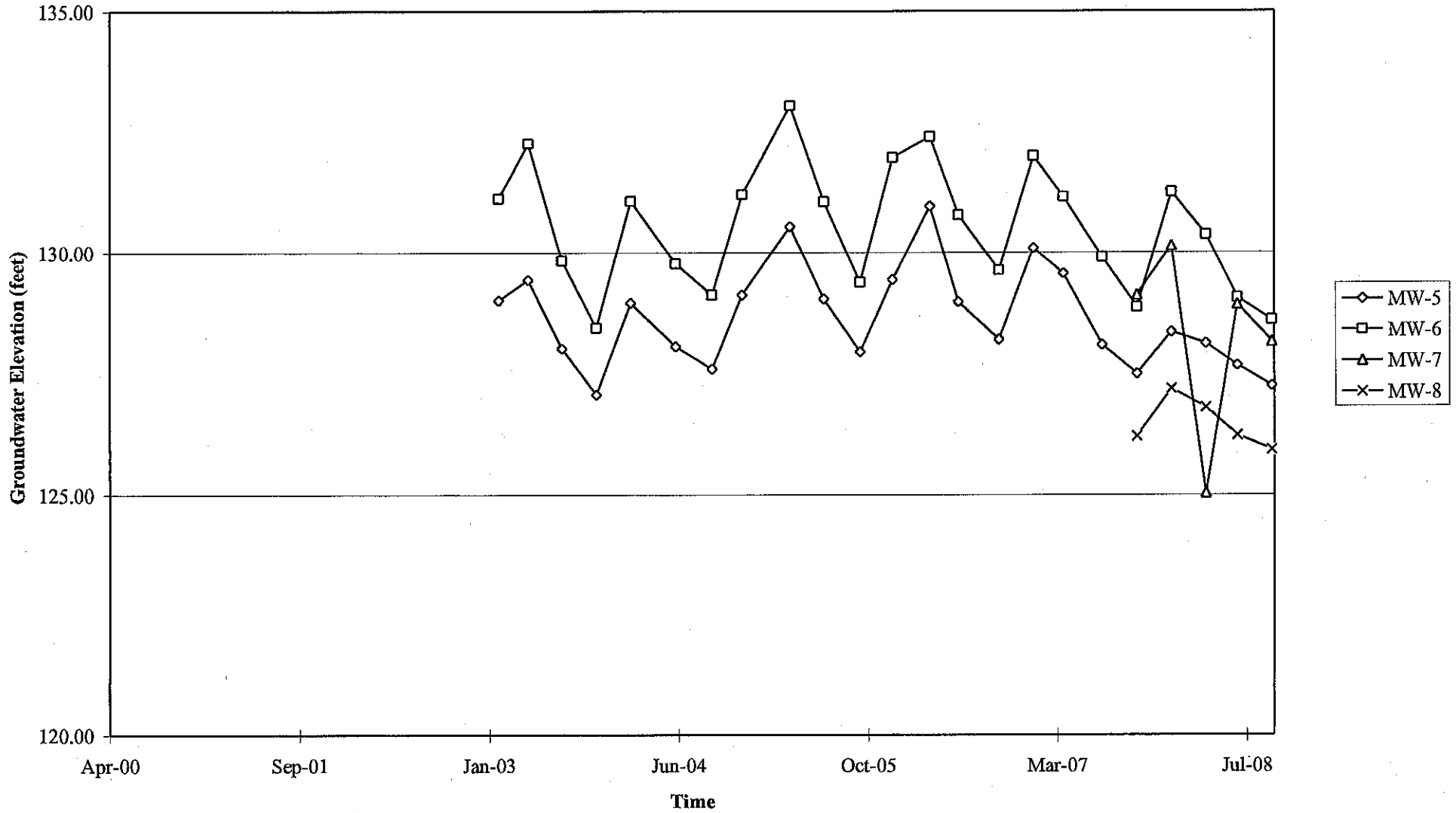
GRAPHS

Groundwater Elevations vs. Time
76 Station 4625



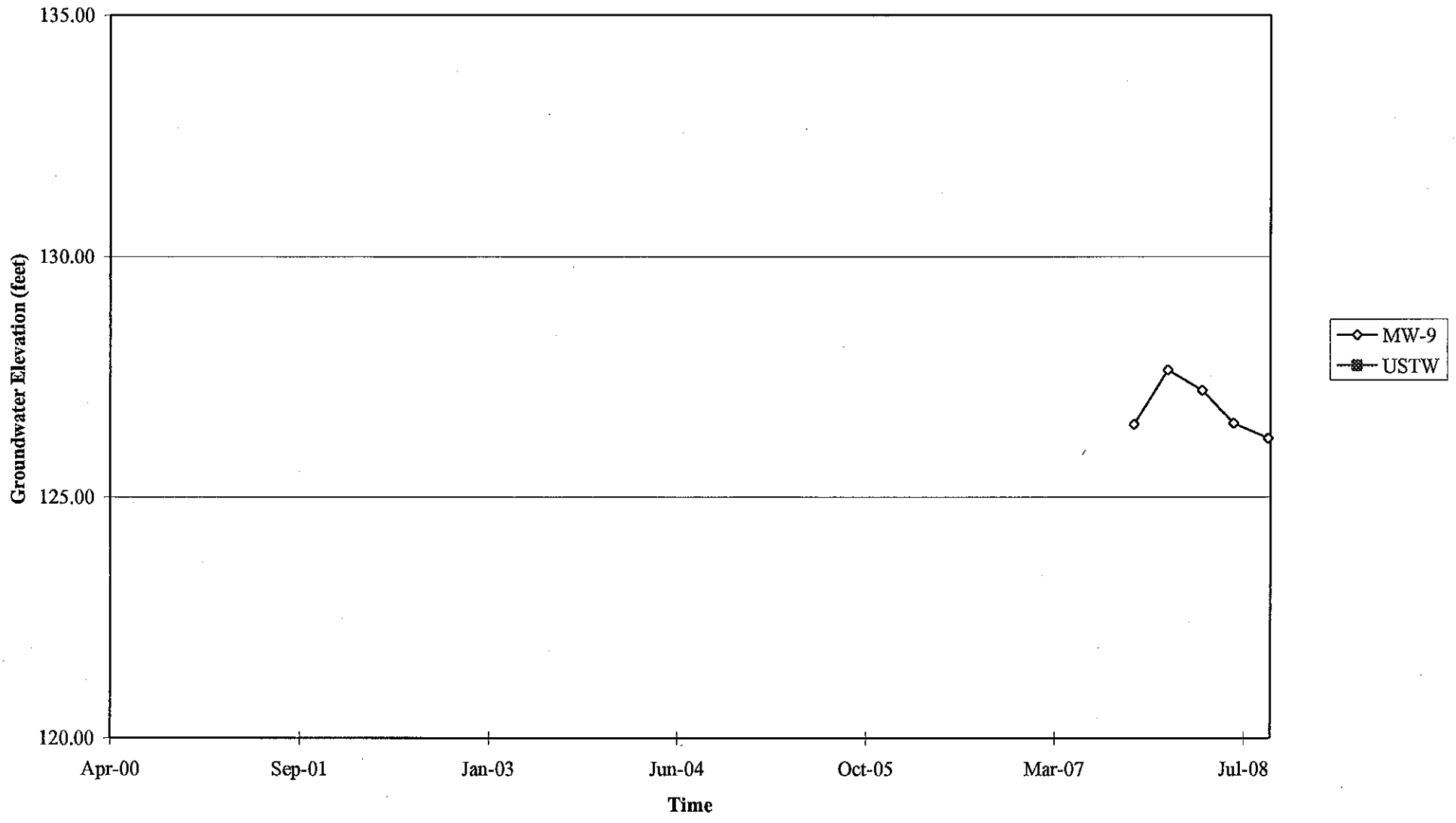
Elevations may have been corrected for apparent changes due to resurvey

Groundwater Elevations vs. Time
76 Station 4625



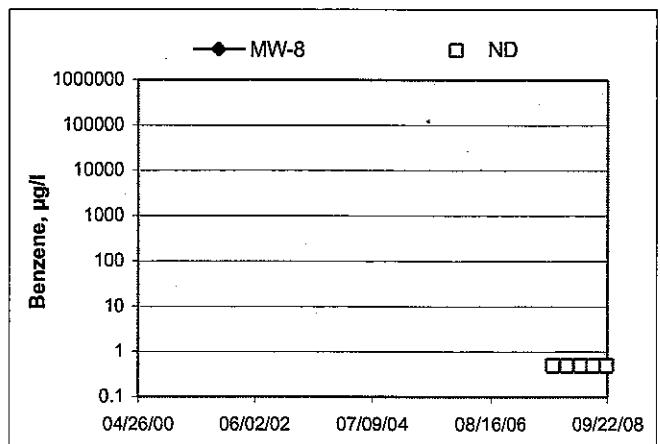
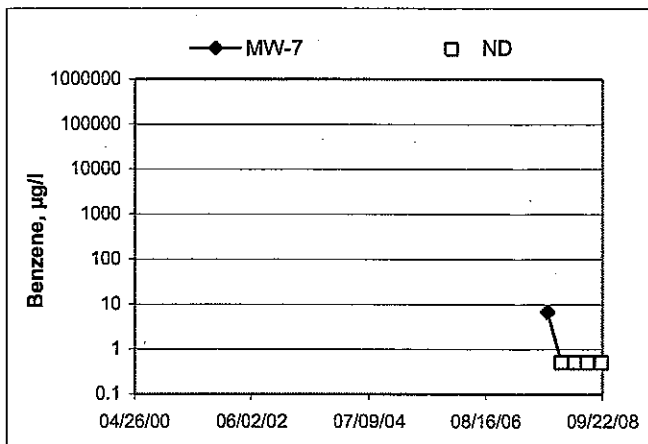
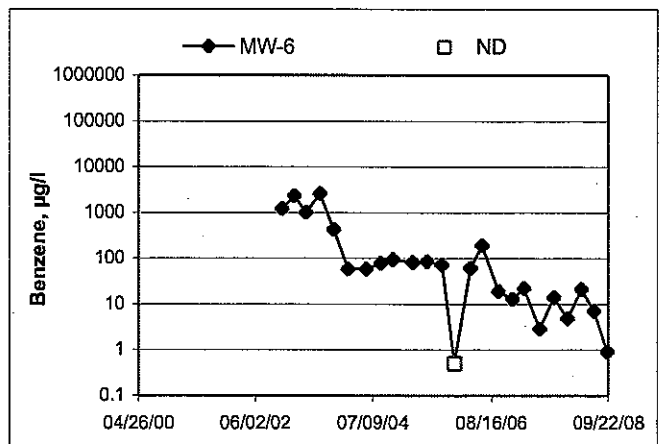
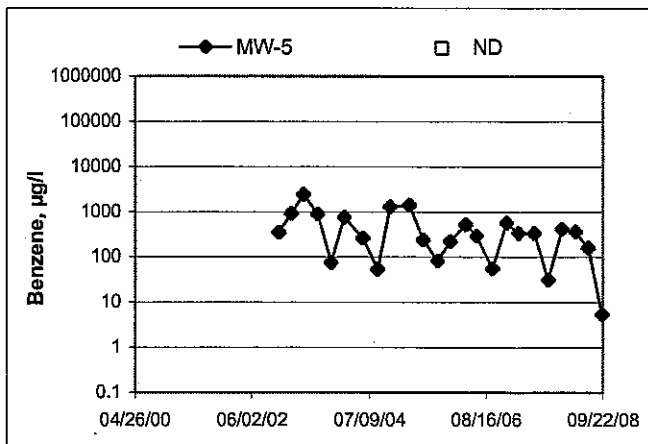
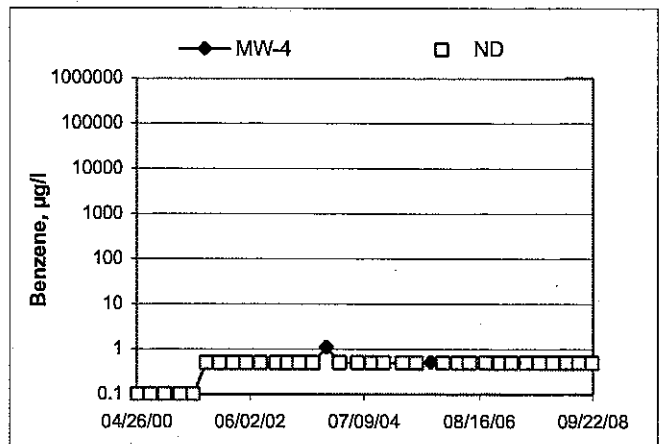
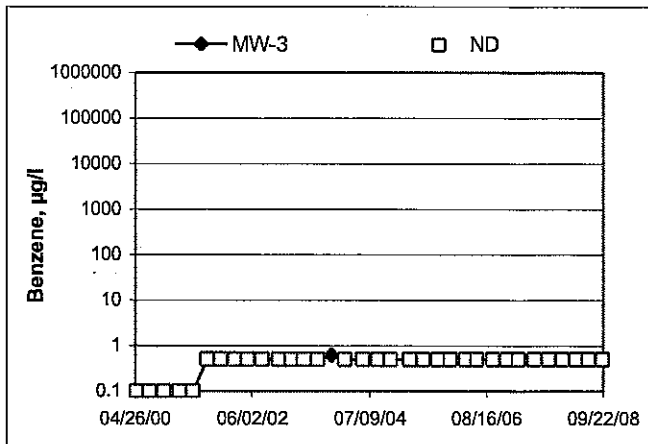
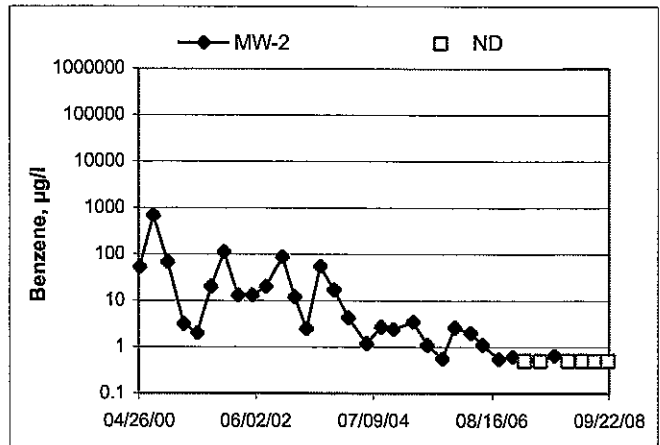
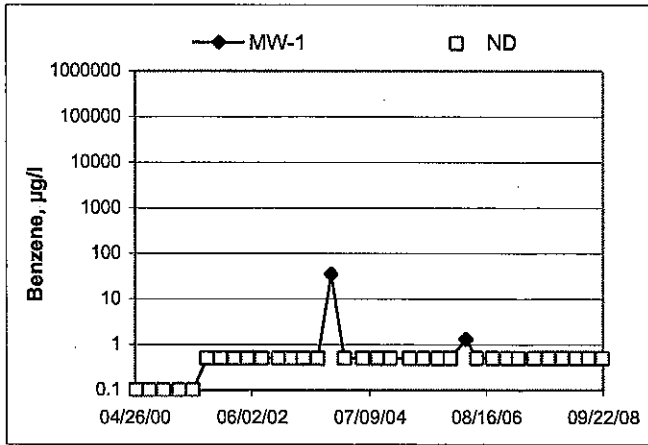
Elevations may have been corrected for apparent changes due to resurvey

Groundwater Elevations vs. Time
76 Station 4625

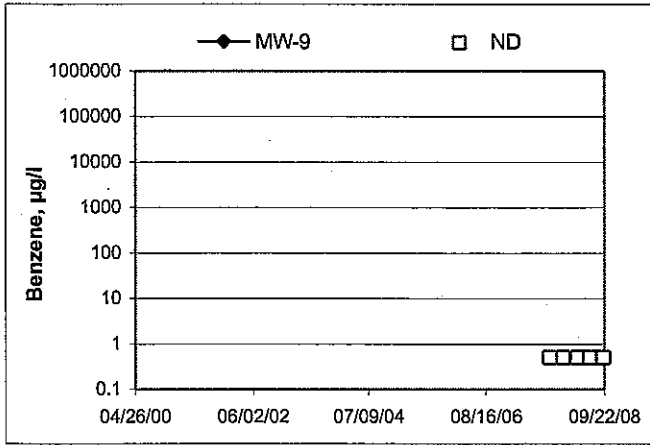


Elevations may have been corrected for apparent changes due to resurvey

Benzene Concentrations vs Time 76 Station 4625



Benzene Concentrations vs Time
76 Station 4625



GENERAL FIELD PROCEDURES

Groundwater Monitoring and Sampling Assignments

For each site, TRC technicians are provided with a Technical Service Request (TSR) that specifies activities required to complete the groundwater monitoring and sampling assignment for the site. TSRs are based on client directives, instructions from the primary environmental consultant for the site, regulatory requirements, and TRC's previous experience with the site.

Fluid Level Measurements

Initial site activities include determination of well locations based on a site map provided with the TSR. Well boxes are opened and caps are removed. Indications of well or well box damage or of pressure buildup in the well are noted.

Fluid levels in each well are measured using a coated cloth tape equipped with an electronic interface probe, which distinguishes between liquid phase hydrocarbon (LPH) and water. The depth to LPH (if it is present), to water, and to the bottom of the well are measured from the top of the well casing (surveyors mark or notch if present) to the nearest 0.01 foot. Unless otherwise instructed, a well with less than 0.67 foot between the measured top of water and the measured bottom of the well casing is considered dry, and is not sampled. If the well contains 0.67 foot or more of water, an attempt is made to bail and/or sample as specified on the TSR.

Wells that are found to contain LPH are not purged or sampled. Instead, one casing volume of fluid is bailed from the well and the well is re-sealed. Bailed fluids are placed in a container separate from normal purge water, and properly disposed.

Purging and Groundwater Parameter Measurement

TSR instructions may specify that a well not be purged (no-purge sampling), be purged using low-flow methods, or be purged using conventional pump and/or bail methods. Conventional purging generally consists of pumping or bailing until a minimum of three casing volumes of water have been removed or until the well has been pumped dry. Pumping is generally accomplished using submersible electric or pneumatic diaphragm pumps.

During conventional purging, three groundwater parameters (temperature, pH, and conductivity) are measured after removal of each casing volume. Stabilization of these parameters, to within 10 percent, confirm that sufficient purging has been completed. In some cases, the TSR indicates that other parameters are also to be measured during purging. TRC commonly measures dissolved oxygen (DO), oxidation-reduction potential (ORP), and/or turbidity. Instruments used for groundwater parameter measurements are calibrated daily according to manufacturer's instructions.

Low-flow purging utilizes a bladder or peristaltic pump to remove water from the well at a low rate. Groundwater parameters specified by the TSR are measured continuously until they become stable in general accordance with EPA guidelines.

Purge water is generally collected in labeled drums for disposal. Drums may be left on site for disposal by others, or transported to a collection location for eventual transfer to a licensed treatment or recycling facility. In some cases, purge water may be collected directly from the site by a licensed vacuum truck company, or may be treated on site by an active remediation system, if so directed.

Groundwater Sample Collection

After wells are purged, or not purged, according to TSR instructions, samples are collected for laboratory analysis. For wells that have been purged using conventional pump or bail methods, sampling is conducted after the well has recovered to 80 percent of its original volume or after two hours if the well does not recover to at least 80 percent. If there is insufficient recharge of water in the well after two hours, the well is not sampled.

Samples are collected by lowering a new, disposable, ½-inch to 4-inch polyethylene bottom-fill bailer to just below the water level in the well. The bailer is retrieved and the water sample is carefully transferred to containers specified for the laboratory analytical methods indicated by the TSR. Particular care is given to containers for volatile organic analysis (VOAs) which require filling to zero headspace and fitting with Teflon-sealed caps.

After filling, all containers are labeled with project number (or site number), well designation, sample date, sample time, and the sampler's initials, and placed in an insulated chest with ice. Samples remain chilled prior to and during transport to a state-certified laboratory for analysis. Sample container descriptions and requested analyses are entered onto a chain-of-custody form in order to provide instructions to the laboratory. The chain-of-custody form accompanies the samples during transportation to provide a continuous record of possession from the field to the laboratory. If a freight or overnight carrier transports the samples, the carrier is noted on the form.

For wells that have been purged using low-flow methods, sample containers are filled from the effluent stream of the bladder or peristaltic pump. In some cases, if so specified by the TSR, samples are taken from the sample ports of actively pumping remediation wells.

Sequence of Gauging, Purging and Sampling

The sequence in which monitoring activities are conducted is specified on the TSR. In general, wells are gauged beginning with the least affected well and ending with the well that has the highest concentration based on previous analytic results. After all gauging for the site is completed, wells are purged and/or sampled from the least-affected to the most-affected well.

Decontamination

In order to reduce the possibility of cross contamination between wells, strict isolation and decontamination procedures are observed. Portable pumps are not used in wells with LPH. Technicians wear nitrile gloves during all gauging, purging, and sampling activities. Gloves are changed between wells and more often if warranted. Any equipment that could come in contact with fluids are either dedicated a particular well, decontaminated prior to each use, or discarded after a single use. Decontamination consists of washing in a solution of Liqui-nox and water and rinsing twice. The final rinse is in deionized water.

Exceptions

Additional tasks or non-standard procedures, if any, that may be requested or required for a particular site, and noted on the site TSR, are documented in field notes on the following pages.

FIELD MONITORING DATA SHEET

Technician: Andrew Vidlers Job #/Task #: 154771 / FA20 Date: 09/15/08
 Site # 4625 Project Manager A. Collins Page 1 of 1

Well #	TOC	Time Gauged	Total Depth	Depth to Water	Depth to Product	Product Thickness (feet)	Time Sampled	Misc. Well Notes
USTW	✓	0551	15.13	10.08	—	—	N/S	6" Monitor Only
MW-9	✓	0557	19.68	10.89	—	—	0807	2"
MW-8	✓	0603	19.62	10.29	—	—	0824	2"
MW-1	✓	0610	25.08	8.75	—	—	1048	2"
MW-2	✓	0614	24.98	10.79	—	—	0858	2"
MW-4	✓	0906	24.40	9.03	—	—	1125	2"
MW-3	✓	0911	25.21	9.79	—	—	0939	2"
MW-7	✓	0620	54.71	10.57	—	—	1208	2"
MW-6	✓	0625	23.43	10.08	—	—	1100	2"
MW-5	✓	0630	24.40	10.09	—	—	1113	2"

FIELD DATA COMPLETE QA/QC COC WELL BOX CONDITION SHEETS

MANIFEST DRUM INVENTORY TRAFFIC CONTROL



GROUNDWATER SAMPLING FIELD NOTES

Technician: Andrew Vidars

Site: 4625

Project No.: 15771

Date: 09/15/08

Well No. MW-1

Purge Method: Sub

Depth to Water (feet): 9.75

Depth to Product (feet):

Total Depth (feet): 25.08

LPH & Water Recovered (gallons):

Water Column (feet): 16.33

Casing Diameter (Inches): 2

80% Recharge Depth(feet): 12.02

1 Well Volume (gallons): 3

Time Start	Time Stop	Depth to Water (feet)	Volume Purged (gallons)	Conductivity (uS/cm)	Temperature (F, C)	pH	D.O. (mg/L)	ORP	Turbidity
0839			3	631.3	19.0	6.70			
			6	675.9	19.7	6.59			
	0844		9	681.8	19.9	6.54			
Static at Time Sampled			Total Gallons Purged		Sample Time				
16.82			9		1048				
Comments: <u>Did not recover in 2 hours.</u>									

Well No. MW-2

Purge Method: Sub

Depth to Water (feet): 10.79

Depth to Product (feet):

Total Depth (feet): 24.98

LPH & Water Recovered (gallons):

Water Column (feet): 14.19

Casing Diameter (Inches): 2

80% Recharge Depth(feet): 13.63

1 Well Volume (gallons): 3

Time Start	Time Stop	Depth to Water (feet)	Volume Purged (gallons)	Conductivity (uS/cm)	Temperature (F, C)	pH	D.O. (mg/L)	ORP	Turbidity
0850			3	391.4	19.7	7.04			
			6	375.1	20.5	6.79			
	0854		9	372.8	21.0	6.74			
Static at Time Sampled			Total Gallons Purged		Sample Time				
10.85			9		0858				
Comments:									

GROUNDWATER SAMPLING FIELD NOTES

Technician: Andrew Vidwors

Site: 4625

Project No.: 154771

Date: 09/15/08

Well No. MW-a

Purge Method: HB

Depth to Water (feet): 10.89

Depth to Product (feet):

Total Depth (feet): 19.68

LPH & Water Recovered (gallons):

Water Column (feet): 8.79

Casing Diameter (Inches): 2

80% Recharge Depth(feet): 12.65

1 Well Volume (gallons): 2

Time Start	Time Stop	Depth to Water (feet)	Volume Purged (gallons)	Conductivity (uS/cm)	Temperature (F, C)	pH	D.O. (mg/L)	ORP	Turbidity
0746			2	607.8	19.5	6.65			
			4	566.7	19.7	6.25			
	0757		6	567.2	19.8	6.21			
Static at Time Sampled			Total Gallons Purged		Sample Time				
10.90			6		0802				
Comments:									

Well No. MW-8

Purge Method: HB

Depth to Water (feet): 10.29

Depth to Product (feet):

Total Depth (feet): 19.62

LPH & Water Recovered (gallons):

Water Column (feet): 9.33

Casing Diameter (Inches): 2

80% Recharge Depth(feet): 12.16

1 Well Volume (gallons): 2

Time Start	Time Stop	Depth to Water (feet)	Volume Purged (gallons)	Conductivity (uS/cm)	Temperature (F, C)	pH	D.O. (mg/L)	ORP	Turbidity
0809			2	640.7	19.3	6.69			
			4	644.6	19.7	6.58			
	0820		6	637.2	19.8	6.53			
Static at Time Sampled			Total Gallons Purged		Sample Time				
10.30			6		0824				
Comments:									

GROUNDWATER SAMPLING FIELD NOTES

Technician: Andrew Vidners

Site: 4625

Project No.: 154771

Date: 09/15/09

Well No. MW-4

Purge Method: Sub

Depth to Water (feet): 9.03

Depth to Product (feet):

Total Depth (feet): 24.40

LPH & Water Recovered (gallons):

Water Column (feet): 15.37

Casing Diameter (Inches): 2

80% Recharge Depth(feet): 12.16

1 Well Volume (gallons): 3

Time Start	Time Stop	Depth to Water (feet)	Volume Purged (gallons)	Conductivity (uS/cm)	Temperature (F, C)	pH	D.O. (mg/L)	ORP	Turbidity
0920			3	578.2	18.8	6.43			
			6	633.4	19.4	6.44			
	0924		9	701.5	19.2	6.47			
Static at Time Sampled			Total Gallons Purged		Sample Time				
16.88			9		1125				
Comments: <u>Did not recover in 2 hours</u>									

Well No. MW-3

Purge Method: Sub

Depth to Water (feet): 9.79

Depth to Product (feet):

Total Depth (feet): 25.21

LPH & Water Recovered (gallons):

Water Column (feet): 15.42

Casing Diameter (Inches): 2

80% Recharge Depth(feet): 12.87

1 Well Volume (gallons): 3

Time Start	Time Stop	Depth to Water (feet)	Volume Purged (gallons)	Conductivity (uS/cm)	Temperature (F, C)	pH	D.O. (mg/L)	ORP	Turbidity
0927			3	397.4	20.5	6.95			
			6	381.4	21.0	6.83			
	0931		9	371.5	21.2	6.74			
Static at Time Sampled			Total Gallons Purged		Sample Time				
9.97			9		0939				
Comments:									

GROUNDWATER SAMPLING FIELD NOTES

Technician: Andrew Vidars

Site: 4625

Project No.: 154771

Date: 09/15/08

Well No. MW-7

Purge Method: Sub

Depth to Water (feet): 10.57

Depth to Product (feet):

Total Depth (feet): 54.71

LPH & Water Recovered (gallons):

Water Column (feet): 44.14

Casing Diameter (Inches): 2

80% Recharge Depth(feet): 19.40

1 Well Volume (gallons): 8

Time Start	Time Stop	Depth to Water (feet)	Volume Purged (gallons)	Conductivity (uS/cm)	Temperature (F, C)	pH	D.O. (mg/L)	ORP	Turbidity
0959			8	816.7	19.7	6.34			
	1008		16	870.9	19.9	6.71			
			24						
Static at Time Sampled			Total Gallons Purged		Sample Time				
19.83			17		1208				
Comments: Well went dry at 17 gallons. Did not recover in 2 hours									

Well No. MW-6

Purge Method: Sub

Depth to Water (feet): 10.08

Depth to Product (feet):

Total Depth (feet): 23.43

LPH & Water Recovered (gallons):

Water Column (feet): 13.35

Casing Diameter (Inches): 2

80% Recharge Depth(feet): 12.75

1 Well Volume (gallons): 3

Time Start	Time Stop	Depth to Water (feet)	Volume Purged (gallons)	Conductivity (uS/cm)	Temperature (F, C)	pH	D.O. (mg/L)	ORP	Turbidity
1012			3	473.1	21.0	7.23			
			6	449.5	21.1	7.01			
	1016		9	436.7	21.1	6.88			
Static at Time Sampled			Total Gallons Purged		Sample Time				
1010			9		1100				
Comments:									

GROUNDWATER SAMPLING FIELD NOTES

Technician: Andrew Vidlers

Site: 4625

Project No.: 154771

Date: 09/15/08

Well No. NW-5

Purge Method: Sub

Depth to Water (feet): 10.09

Depth to Product (feet):

Total Depth (feet): 24.40

LPH & Water Recovered (gallons):

Water Column (feet): 14.31

Casing Diameter (Inches): 2

80% Recharge Depth(feet): 12.95

1 Well Volume (gallons): 3

Time Start	Time Stop	Depth to Water (feet)	Volume Purged (gallons)	Conductivity (uS/cm)	Temperature (F, C)	pH	D.O. (mg/L)	ORP	Turbidity
1026			3	495.7	21.7	6.63			
			6	512.8	21.6	6.56			
	1031		9	505.5	21.3	6.55			
Static at Time Sampled			Total Gallons Purged		Sample Time				
12.72			9		1113				
Comments:									

Well No. _____

Purge Method: _____

Depth to Water (feet): _____

Depth to Product (feet): _____

Total Depth (feet): _____

LPH & Water Recovered (gallons): _____

Water Column (feet): _____

Casing Diameter (Inches): _____

80% Recharge Depth(feet): _____


1 Well Volume (gallons): _____

Time Start	Time Stop	Depth to Water (feet)	Volume Purged (gallons)	Conductivity (uS/cm)	Temperature (F, C)	pH	D.O. (mg/L)	ORP	Turbidity
Static at Time Sampled			Total Gallons Purged		Sample Time				
Comments:									



Laboratories, Inc.

Environmental Testing Laboratory Since 1949



Date of Report: 10/01/2008

Anju Farfan

TRC

21 Technology Drive
Irvine, CA 92618

RE: 4625

BC Work Order: 0812202

Enclosed are the results of analyses for samples received by the laboratory on 9/15/2008. If you have any questions concerning this report, please feel free to contact me.

Sincerely,

Contact Person: Molly Meyers
Client Service Rep

Authorized Signature



TRC
21 Technology Drive
Irvine, CA 92618

Project: 4625
Project Number: [none]
Project Manager: Anju Farfan

Reported: 10/01/2008 14:26

Laboratory / Client Sample Cross Reference

Laboratory	Client Sample Information			Receive Date:	Sampling Date:	Sample Depth:	Sample Matrix:	Delivery Work Order:	Global ID:	Matrix:	Sample QC Type (SACode):	Cooler ID:
0812202-01	COC Number:	---		09/15/2008 22:00	09/15/2008 08:02	---	Water		T0600102156	W	CS	
	Project Number:	4625										
	Sampling Location:	MW-9										
	Sampling Point:	MW-9										
	Sampled By:	TRCI										
0812202-02	COC Number:	---		09/15/2008 22:00	09/15/2008 08:24	---	Water		T0600102156	W	CS	
	Project Number:	4625										
	Sampling Location:	MW-8										
	Sampling Point:	MW-8										
	Sampled By:	TRCI										
0812202-03	COC Number:	---		09/15/2008 22:00	09/15/2008 10:48	---	Water		T0600102156	W	CS	
	Project Number:	4625										
	Sampling Location:	MW-1										
	Sampling Point:	MW-1										
	Sampled By:	TRCI										
0812202-04	COC Number:	---		09/15/2008 22:00	09/15/2008 08:58	---	Water		T0600102156	W	CS	
	Project Number:	4625										
	Sampling Location:	MW-2										
	Sampling Point:	MW-2										
	Sampled By:	TRCI										
0812202-05	COC Number:	---		09/15/2008 22:00	09/15/2008 11:25	---	Water		T0600102156	W	CS	
	Project Number:	4625										
	Sampling Location:	MW-4										
	Sampling Point:	MW-4										
	Sampled By:	TRCI										



TRC
21 Technology Drive
Irvine, CA 92618


Project: 4625
Project Number: [none]
Project Manager: Anju Farfan

Reported: 10/01/2008 14:26

Laboratory / Client Sample Cross Reference

Laboratory	Client Sample Information			Receive Date:	Delivery Work Order:
0812202-06	COC Number:	---		09/15/2008 22:00	
	Project Number:	4625		09/15/2008 09:39	Global ID: T0600102156
	Sampling Location:	MW-3		Sample Depth: ---	Matrix: W
	Sampling Point:	MW-3		Sample Matrix: Water	Sample QC Type (SACode): CS
	Sampled By:	TRCI			Cooler ID:
0812202-07	COC Number:	---		09/15/2008 22:00	
	Project Number:	4625		09/15/2008 12:08	Global ID: T0600102156
	Sampling Location:	MW-7		Sample Depth: ---	Matrix: W
	Sampling Point:	MW-7		Sample Matrix: Water	Sample QC Type (SACode): CS
	Sampled By:	TRCI			Cooler ID:
0812202-08	COC Number:	---		09/15/2008 22:00	
	Project Number:	4625		09/15/2008 11:00	Global ID: T0600102156
	Sampling Location:	MW-6		Sample Depth: ---	Matrix: W
	Sampling Point:	MW-6		Sample Matrix: Water	Sample QC Type (SACode): CS
	Sampled By:	TRCI			Cooler ID:
0812202-09	COC Number:	---		09/15/2008 22:00	
	Project Number:	4625		09/15/2008 11:13	Global ID: T0600102156
	Sampling Location:	MW-5		Sample Depth: ---	Matrix: W
	Sampling Point:	MW-5		Sample Matrix: Water	Sample QC Type (SACode): CS
	Sampled By:	TRCI			Cooler ID:

The results in this report apply to the samples analyzed in accordance with the chain of custody document. This analytical report must be reproduced in its entirety.
All results listed in this report are for the exclusive use of the submitting party. BC Laboratories, Inc. assumes no responsibility for report alteration, separation, detachment or third party interpretation.



TRC
21 Technology Drive
Irvine, CA 92618

Project: 4625
Project Number: [none]
Project Manager: Anju Farfan

Reported: 10/01/2008 14:26

Volatile Organic Analysis (EPA Method 8260)

BCL Sample ID: 0812202-01 Client Sample Name: 4625, MW-9, MW-9, 9/15/2008 8:02:00AM

Constituent	Result	Units	PQL	MDL	Method	Prep Date	Run Date/Time	Analyst	Instru-ment ID	Dilution	QC Batch ID	MB Bias	Lab Quals
Benzene	ND	ug/L	0.50		EPA-8260	09/17/08	09/17/08 22:00	mwb	MS-V13	1	BRI1152	ND	
1,2-Dibromoethane	ND	ug/L	0.50		EPA-8260	09/17/08	09/17/08 22:00	mwb	MS-V13	1	BRI1152	ND	
1,2-Dichloroethane	ND	ug/L	0.50		EPA-8260	09/17/08	09/17/08 22:00	mwb	MS-V13	1	BRI1152	ND	
Ethylbenzene	ND	ug/L	0.50		EPA-8260	09/17/08	09/17/08 22:00	mwb	MS-V13	1	BRI1152	ND	
Methyl t-butyl ether	ND	ug/L	0.50		EPA-8260	09/17/08	09/17/08 22:00	mwb	MS-V13	1	BRI1152	ND	
Toluene	ND	ug/L	0.50		EPA-8260	09/17/08	09/17/08 22:00	mwb	MS-V13	1	BRI1152	ND	
Total Xylenes	ND	ug/L	1.0		EPA-8260	09/17/08	09/17/08 22:00	mwb	MS-V13	1	BRI1152	ND	
t-Amyl Methyl ether	ND	ug/L	0.50		EPA-8260	09/17/08	09/17/08 22:00	mwb	MS-V13	1	BRI1152	ND	
t-Butyl alcohol	ND	ug/L	10		EPA-8260	09/17/08	09/17/08 22:00	mwb	MS-V13	1	BRI1152	ND	
Diisopropyl ether	ND	ug/L	0.50		EPA-8260	09/17/08	09/17/08 22:00	mwb	MS-V13	1	BRI1152	ND	
Ethanol	ND	ug/L	250		EPA-8260	09/17/08	09/17/08 22:00	mwb	MS-V13	1	BRI1152	ND	
Ethyl t-butyl ether	ND	ug/L	0.50		EPA-8260	09/17/08	09/17/08 22:00	mwb	MS-V13	1	BRI1152	ND	
Total Purgeable Petroleum Hydrocarbons	ND	ug/L	50		EPA-8260	09/17/08	09/17/08 22:00	mwb	MS-V13	1	BRI1152	ND	
1,2-Dichloroethane-d4 (Surrogate)	96.7	%	76 - 114 (LCL - UCL)		EPA-8260	09/17/08	09/17/08 22:00	mwb	MS-V13	1	BRI1152		
Toluene-d8 (Surrogate)	95.3	%	88 - 110 (LCL - UCL)		EPA-8260	09/17/08	09/17/08 22:00	mwb	MS-V13	1	BRI1152		
4-Bromofluorobenzene (Surrogate)	107	%	86 - 115 (LCL - UCL)		EPA-8260	09/17/08	09/17/08 22:00	mwb	MS-V13	1	BRI1152		

The results in this report apply to the samples analyzed in accordance with the chain of custody document. This analytical report must be reproduced in its entirety.
All results listed in this report are for the exclusive use of the submitting party. BC Laboratories, Inc. assumes no responsibility for report alteration, separation, detachment or third party interpretation.
4100 Atlas Court Bakersfield, CA 93308 (661) 327-4911 FAX (661) 327-1918 www.bclabs.com
Certifications: California - ELAP Certification Number 1186; Nevada Administrative Code - NAC-445A



TRC
21 Technology Drive
Irvine, CA 92618

Project: 4625
Project Number: [none]
Project Manager: Anju Farfan

Reported: 10/01/2008 14:26

Volatile Organic Analysis (EPA Method 8260)

BCL Sample ID: 0812202-02		Client Sample Name: 4625, MW-8, MW-8, 9/15/2008 8:24:00AM											
Constituent	Result	Units	PQL	MDL	Method	Prep Date	Run Date/Time	Analyst	Instru- ment ID	Dilution	QC Batch ID	MB Bias	Lab Quals
Benzene	ND	ug/L	0.50		EPA-8260	09/17/08	09/17/08 22:18	mwb	MS-V13	1	BRI1152	ND	
1,2-Dibromoethane	ND	ug/L	0.50		EPA-8260	09/17/08	09/17/08 22:18	mwb	MS-V13	1	BRI1152	ND	
1,2-Dichloroethane	ND	ug/L	0.50		EPA-8260	09/17/08	09/17/08 22:18	mwb	MS-V13	1	BRI1152	ND	
Ethylbenzene	ND	ug/L	0.50		EPA-8260	09/17/08	09/17/08 22:18	mwb	MS-V13	1	BRI1152	ND	
Methyl t-butyl ether	ND	ug/L	0.50		EPA-8260	09/17/08	09/17/08 22:18	mwb	MS-V13	1	BRI1152	ND	
Toluene	ND	ug/L	0.50		EPA-8260	09/17/08	09/17/08 22:18	mwb	MS-V13	1	BRI1152	ND	
Total Xylenes	ND	ug/L	1.0		EPA-8260	09/17/08	09/17/08 22:18	mwb	MS-V13	1	BRI1152	ND	
t-Amyl Methyl ether	ND	ug/L	0.50		EPA-8260	09/17/08	09/17/08 22:18	mwb	MS-V13	1	BRI1152	ND	
t-Butyl alcohol	ND	ug/L	10		EPA-8260	09/17/08	09/17/08 22:18	mwb	MS-V13	1	BRI1152	ND	
Diisopropyl ether	ND	ug/L	0.50		EPA-8260	09/17/08	09/17/08 22:18	mwb	MS-V13	1	BRI1152	ND	
Ethanol	ND	ug/L	250		EPA-8260	09/17/08	09/17/08 22:18	mwb	MS-V13	1	BRI1152	ND	
Ethyl t-butyl ether	ND	ug/L	0.50		EPA-8260	09/17/08	09/17/08 22:18	mwb	MS-V13	1	BRI1152	ND	
Total Purgeable Petroleum Hydrocarbons	ND	ug/L	50		EPA-8260	09/17/08	09/17/08 22:18	mwb	MS-V13	1	BRI1152	ND	
1,2-Dichloroethane-d4 (Surrogate)	98.7	%	76 - 114 (LCL - UCL)		EPA-8260	09/17/08	09/17/08 22:18	mwb	MS-V13	1	BRI1152		
Toluene-d8 (Surrogate)	96.4	%	88 - 110 (LCL - UCL)		EPA-8260	09/17/08	09/17/08 22:18	mwb	MS-V13	1	BRI1152		
4-Bromofluorobenzene (Surrogate)	105	%	86 - 115 (LCL - UCL)		EPA-8260	09/17/08	09/17/08 22:18	mwb	MS-V13	1	BRI1152		

The results in this report apply to the samples analyzed in accordance with the chain of custody document. This analytical report must be reproduced in its entirety. All results listed in this report are for the exclusive use of the submitting party. BC Laboratories, Inc. assumes no responsibility for report alteration, separation, detachment or third party interpretation. 4100 Atlas Court Bakersfield, CA 93308 (661) 327-4911 FAX (661) 327-1918 www.bclabs.com Certifications: California - ELAP Certification Number 1186; Nevada Administrative Code - NAC-445A



TRC
21 Technology Drive
Irvine, CA 92618

Project: 4625
Project Number: [none]
Project Manager: Anju Farfan

Reported: 10/01/2008 14:26

Volatile Organic Analysis (EPA Method 8260)

BCL Sample ID: 0812202-03		Client Sample Name: 4625, MW-1, MW-1, 9/15/2008 10:48:00AM												
Constituent	Result	Units	PQL	MDL	Method	Prep Date	Run Date/Time	Analyst	Instrument ID	Dilution	QC Batch ID	MB Bias	Lab Quals	
Benzene	ND	ug/L	0.50		EPA-8260	09/17/08	09/17/08 22:36	mwb	MS-V13	1	BRI1152	ND		
Ethylbenzene	ND	ug/L	0.50		EPA-8260	09/17/08	09/17/08 22:36	mwb	MS-V13	1	BRI1152	ND		
Methyl t-butyl ether	ND	ug/L	0.50		EPA-8260	09/17/08	09/17/08 22:36	mwb	MS-V13	1	BRI1152	ND		
Toluene	ND	ug/L	0.50		EPA-8260	09/17/08	09/17/08 22:36	mwb	MS-V13	1	BRI1152	ND		
Total Xylenes	ND	ug/L	1.0		EPA-8260	09/17/08	09/17/08 22:36	mwb	MS-V13	1	BRI1152	ND		
Ethanol	ND	ug/L	250		EPA-8260	09/17/08	09/17/08 22:36	mwb	MS-V13	1	BRI1152	ND		
Total Purgeable Petroleum Hydrocarbons	ND	ug/L	50		EPA-8260	09/17/08	09/17/08 22:36	mwb	MS-V13	1	BRI1152	ND		
1,2-Dichloroethane-d4 (Surrogate)	96.9	%	76 - 114 (LCL - UCL)		EPA-8260	09/17/08	09/17/08 22:36	mwb	MS-V13	1	BRI1152			
Toluene-d8 (Surrogate)	96.9	%	88 - 110 (LCL - UCL)		EPA-8260	09/17/08	09/17/08 22:36	mwb	MS-V13	1	BRI1152			
4-Bromofluorobenzene (Surrogate)	101	%	86 - 115 (LCL - UCL)		EPA-8260	09/17/08	09/17/08 22:36	mwb	MS-V13	1	BRI1152			

The results in this report apply to the samples analyzed in accordance with the chain of custody document. This analytical report must be reproduced in its entirety.
 All results listed in this report are for the exclusive use of the submitting party. BC Laboratories, Inc. assumes no responsibility for report alteration, separation, detachment or third party interpretation.
 4100 Atlas Court Bakersfield, CA 93308 (661) 327-4911 FAX (661) 327-1918 www.bclabs.com
 Certifications: California - ELAP Certification Number 1186; Nevada Administrative Code - NAC-445A



TRC
21 Technology Drive
Irvine, CA 92618

Project: 4625
Project Number: [none]
Project Manager: Anju Farfan

Reported: 10/01/2008 14:26

Volatile Organic Analysis (EPA Method 8260)

BCL Sample ID: 0812202-04		Client Sample Name: 4625, MW-2, MW-2, 9/15/2008 8:58:00AM											
Constituent	Result	Units	PQL	MDL	Method	Prep Date	Run Date/Time	Analyst	Instru-ment ID	Dilution	QC Batch ID	MB Bias	Lab Quals
Benzene	ND	ug/L	0.50		EPA-8260	09/17/08	09/17/08 22:53	mwb	MS-V13	1	BRI1152	ND	
Ethylbenzene	ND	ug/L	0.50		EPA-8260	09/17/08	09/17/08 22:53	mwb	MS-V13	1	BRI1152	ND	
Methyl t-butyl ether	ND	ug/L	0.50		EPA-8260	09/17/08	09/17/08 22:53	mwb	MS-V13	1	BRI1152	ND	
Toluene	ND	ug/L	0.50		EPA-8260	09/17/08	09/17/08 22:53	mwb	MS-V13	1	BRI1152	ND	
Total Xylenes	ND	ug/L	1.0		EPA-8260	09/17/08	09/17/08 22:53	mwb	MS-V13	1	BRI1152	ND	
Ethanol	ND	ug/L	250		EPA-8260	09/17/08	09/17/08 22:53	mwb	MS-V13	1	BRI1152	ND	
Total Purgeable Petroleum Hydrocarbons	74	ug/L	50		EPA-8260	09/17/08	09/17/08 22:53	mwb	MS-V13	1	BRI1152	ND	
1,2-Dichloroethane-d4 (Surrogate)	102	%	76 - 114 (LCL - UCL)		EPA-8260	09/17/08	09/17/08 22:53	mwb	MS-V13	1	BRI1152		
Toluene-d8 (Surrogate)	98.4	%	88 - 110 (LCL - UCL)		EPA-8260	09/17/08	09/17/08 22:53	mwb	MS-V13	1	BRI1152		
4-Bromofluorobenzene (Surrogate)	107	%	86 - 115 (LCL - UCL)		EPA-8260	09/17/08	09/17/08 22:53	mwb	MS-V13	1	BRI1152		

The results in this report apply to the samples analyzed in accordance with the chain of custody document. This analytical report must be reproduced in its entirety.

All results listed in this report are for the exclusive use of the submitting party. BC Laboratories, Inc. assumes no responsibility for report alteration, separation, detachment or third party interpretation.

4100 Atlas Court Bakersfield, CA 93308 (661) 327-4911 FAX (661) 327-1918 www.bclabs.com
Certifications: California - ELAP Certification Number 1186; Nevada Administrative Code - NAC-445A



TRC
21 Technology Drive
Irvine, CA 92618

Project: 4625
Project Number: [none]
Project Manager: Anju Farfan

Reported: 10/01/2008 14:26

Volatile Organic Analysis (EPA Method 8260)


BCL Sample ID: 0812202-05		Client Sample Name: 4625, MW-4, MW-4, 9/15/2008 11:25:00AM											
Constituent	Result	Units	PQL	MDL	Method	Prep Date	Run Date/Time	Analyst	Instru-ment ID	Dilution	QC Batch ID	MB Bias	Lab Quals
Benzene	ND	ug/L	0.50		EPA-8260	09/17/08	09/17/08 23:11	mwb	MS-V13	1	BRI1152	ND	
Ethylbenzene	ND	ug/L	0.50		EPA-8260	09/17/08	09/17/08 23:11	mwb	MS-V13	1	BRI1152	ND	
Methyl t-butyl ether	ND	ug/L	0.50		EPA-8260	09/17/08	09/17/08 23:11	mwb	MS-V13	1	BRI1152	ND	
Toluene	ND	ug/L	0.50		EPA-8260	09/17/08	09/17/08 23:11	mwb	MS-V13	1	BRI1152	ND	
Total Xylenes	ND	ug/L	1.0		EPA-8260	09/17/08	09/17/08 23:11	mwb	MS-V13	1	BRI1152	ND	
Ethanol	ND	ug/L	250		EPA-8260	09/17/08	09/17/08 23:11	mwb	MS-V13	1	BRI1152	ND	
Total Purgeable Petroleum Hydrocarbons	ND	ug/L	50		EPA-8260	09/17/08	09/17/08 23:11	mwb	MS-V13	1	BRI1152	ND	
1,2-Dichloroethane-d4 (Surrogate)	99.4	%	76 - 114 (LCL - UCL)		EPA-8260	09/17/08	09/17/08 23:11	mwb	MS-V13	1	BRI1152		
Toluene-d8 (Surrogate)	99.1	%	88 - 110 (LCL - UCL)		EPA-8260	09/17/08	09/17/08 23:11	mwb	MS-V13	1	BRI1152		
4-Bromofluorobenzene (Surrogate)	102	%	86 - 115 (LCL - UCL)		EPA-8260	09/17/08	09/17/08 23:11	mwb	MS-V13	1	BRI1152		

The results in this report apply to the samples analyzed in accordance with the chain of custody document. This analytical report must be reproduced in its entirety.
 All results listed in this report are for the exclusive use of the submitting party. BC Laboratories, Inc. assumes no responsibility for report alteration, separation, detachment or third party interpretation.
 4100 Atlas Court Bakersfield, CA 93308 (661) 327-4911 FAX (661) 327-1918 www.bclabs.com
 Certifications: California - ELAP Certification Number 1186; Nevada Administrative Code - NAC-445A



Laboratories, Inc.

Environmental Testing Laboratory Since 1949



TRC
21 Technology Drive
Irvine, CA 92618

Project: 4625
Project Number: [none]
Project Manager: Anju Farfan

Reported: 10/01/2008 14:26

Volatile Organic Analysis (EPA Method 8260)

BCL Sample ID: 0812202-06 Client Sample Name: 4625, MW-3, MW-3, 9/15/2008 9:39:00AM

Constituent	Result	Units	PQL	MDL	Method	Prep Date	Run Date/Time	Analyst	Instru-ment ID	Dilution	QC Batch ID	MB Bias	Lab Quals
Benzene	ND	ug/L	0.50		EPA-8260	09/17/08	09/17/08 23:29	mwb	MS-V13	1	BRI1152	ND	
Bromobenzene	ND	ug/L	0.50		EPA-8260	09/17/08	09/17/08 23:29	mwb	MS-V13	1	BRI1152	ND	
Bromochloromethane	ND	ug/L	0.50		EPA-8260	09/17/08	09/17/08 23:29	mwb	MS-V13	1	BRI1152	ND	
Bromodichloromethane	ND	ug/L	0.50		EPA-8260	09/17/08	09/17/08 23:29	mwb	MS-V13	1	BRI1152	ND	
Bromoform	ND	ug/L	0.50		EPA-8260	09/17/08	09/17/08 23:29	mwb	MS-V13	1	BRI1152	ND	
Bromomethane	ND	ug/L	1.0		EPA-8260	09/17/08	09/17/08 23:29	mwb	MS-V13	1	BRI1152	ND	
n-Butylbenzene	ND	ug/L	0.50		EPA-8260	09/17/08	09/17/08 23:29	mwb	MS-V13	1	BRI1152	ND	
sec-Butylbenzene	ND	ug/L	0.50		EPA-8260	09/17/08	09/17/08 23:29	mwb	MS-V13	1	BRI1152	ND	
tert-Butylbenzene	ND	ug/L	0.50		EPA-8260	09/17/08	09/17/08 23:29	mwb	MS-V13	1	BRI1152	ND	
Carbon tetrachloride	ND	ug/L	0.50		EPA-8260	09/17/08	09/17/08 23:29	mwb	MS-V13	1	BRI1152	ND	
Chlorobenzene	ND	ug/L	0.50		EPA-8260	09/17/08	09/17/08 23:29	mwb	MS-V13	1	BRI1152	ND	
Chloroethane	ND	ug/L	0.50		EPA-8260	09/17/08	09/17/08 23:29	mwb	MS-V13	1	BRI1152	ND	
Chloroform	ND	ug/L	0.50		EPA-8260	09/17/08	09/17/08 23:29	mwb	MS-V13	1	BRI1152	ND	
Chloromethane	ND	ug/L	0.50		EPA-8260	09/17/08	09/17/08 23:29	mwb	MS-V13	1	BRI1152	ND	
2-Chlorotoluene	ND	ug/L	0.50		EPA-8260	09/17/08	09/17/08 23:29	mwb	MS-V13	1	BRI1152	ND	
4-Chlorotoluene	ND	ug/L	0.50		EPA-8260	09/17/08	09/17/08 23:29	mwb	MS-V13	1	BRI1152	ND	
Dibromochloromethane	ND	ug/L	0.50		EPA-8260	09/17/08	09/17/08 23:29	mwb	MS-V13	1	BRI1152	ND	
1,2-Dibromo-3-chloropropane	ND	ug/L	1.0		EPA-8260	09/17/08	09/17/08 23:29	mwb	MS-V13	1	BRI1152	ND	
1,2-Dibromoethane	ND	ug/L	0.50		EPA-8260	09/17/08	09/17/08 23:29	mwb	MS-V13	1	BRI1152	ND	
Dibromomethane	ND	ug/L	0.50		EPA-8260	09/17/08	09/17/08 23:29	mwb	MS-V13	1	BRI1152	ND	
1,2-Dichlorobenzene	ND	ug/L	0.50		EPA-8260	09/17/08	09/17/08 23:29	mwb	MS-V13	1	BRI1152	ND	
1,3-Dichlorobenzene	ND	ug/L	0.50		EPA-8260	09/17/08	09/17/08 23:29	mwb	MS-V13	1	BRI1152	ND	
1,4-Dichlorobenzene	ND	ug/L	0.50		EPA-8260	09/17/08	09/17/08 23:29	mwb	MS-V13	1	BRI1152	ND	

The results in this report apply to the samples analyzed in accordance with the chain of custody document. This analytical report must be reproduced in its entirety.
All results listed in this report are for the exclusive use of the submitting party. BC Laboratories, Inc. assumes no responsibility for report alteration, separation, detachment or third party interpretation.
4100 Atlas Court Bakersfield, CA 93308 (661) 327-4911 FAX (661) 327-1918 www.bclabs.com
Certifications: California - ELAP Certification Number 1186; Nevada Administrative Code - NAC-445A



TRC
21 Technology Drive
Irvine, CA 92618

Project: 4625
Project Number: [none]
Project Manager: Anju Farfan

Reported: 10/01/2008 14:26

Volatile Organic Analysis (EPA Method 8260)

BCL Sample ID: 0812202-06		Client Sample Name: 4625, MW-3, MW-3, 9/15/2008 9:39:00AM											
Constituent	Result	Units	PQL	MDL	Method	Prep Date	Run Date/Time	Analyst	Instru-ment ID	Dilution	QC Batch ID	MB Bias	Lab Quals
Dichlorodifluoromethane	ND	ug/L	0.50		EPA-8260	09/17/08	09/17/08 23:29	mwb	MS-V13	1	BRI1152	ND	
1,1-Dichloroethane	ND	ug/L	0.50		EPA-8260	09/17/08	09/17/08 23:29	mwb	MS-V13	1	BRI1152	ND	
1,2-Dichloroethane	ND	ug/L	0.50		EPA-8260	09/17/08	09/17/08 23:29	mwb	MS-V13	1	BRI1152	ND	
1,1-Dichloroethene	ND	ug/L	0.50		EPA-8260	09/17/08	09/17/08 23:29	mwb	MS-V13	1	BRI1152	ND	
cis-1,2-Dichloroethene	ND	ug/L	0.50		EPA-8260	09/17/08	09/17/08 23:29	mwb	MS-V13	1	BRI1152	ND	
trans-1,2-Dichloroethene	ND	ug/L	0.50		EPA-8260	09/17/08	09/17/08 23:29	mwb	MS-V13	1	BRI1152	ND	
Total 1,2-Dichloroethene	ND	ug/L	1.0		EPA-8260	09/17/08	09/17/08 23:29	mwb	MS-V13	1	BRI1152	ND	
1,2-Dichloropropane	ND	ug/L	0.50		EPA-8260	09/17/08	09/17/08 23:29	mwb	MS-V13	1	BRI1152	ND	
1,3-Dichloropropane	ND	ug/L	0.50		EPA-8260	09/17/08	09/17/08 23:29	mwb	MS-V13	1	BRI1152	ND	
2,2-Dichloropropane	ND	ug/L	0.50		EPA-8260	09/17/08	09/17/08 23:29	mwb	MS-V13	1	BRI1152	ND	
1,1-Dichloropropene	ND	ug/L	0.50		EPA-8260	09/17/08	09/17/08 23:29	mwb	MS-V13	1	BRI1152	ND	
cis-1,3-Dichloropropene	ND	ug/L	0.50		EPA-8260	09/17/08	09/17/08 23:29	mwb	MS-V13	1	BRI1152	ND	
trans-1,3-Dichloropropene	ND	ug/L	0.50		EPA-8260	09/17/08	09/17/08 23:29	mwb	MS-V13	1	BRI1152	ND	
Total 1,3-Dichloropropene	ND	ug/L	1.0		EPA-8260	09/17/08	09/17/08 23:29	mwb	MS-V13	1	BRI1152	ND	
Ethylbenzene	ND	ug/L	0.50		EPA-8260	09/17/08	09/17/08 23:29	mwb	MS-V13	1	BRI1152	ND	
Hexachlorobutadiene	ND	ug/L	0.50		EPA-8260	09/17/08	09/17/08 23:29	mwb	MS-V13	1	BRI1152	ND	
Isopropylbenzene	ND	ug/L	0.50		EPA-8260	09/17/08	09/17/08 23:29	mwb	MS-V13	1	BRI1152	ND	
p-Isopropyltoluene	ND	ug/L	0.50		EPA-8260	09/17/08	09/17/08 23:29	mwb	MS-V13	1	BRI1152	ND	
Methylene chloride	ND	ug/L	1.0		EPA-8260	09/17/08	09/17/08 23:29	mwb	MS-V13	1	BRI1152	ND	
Methyl t-butyl ether	ND	ug/L	0.50		EPA-8260	09/17/08	09/17/08 23:29	mwb	MS-V13	1	BRI1152	ND	
Naphthalene	ND	ug/L	0.50		EPA-8260	09/17/08	09/17/08 23:29	mwb	MS-V13	1	BRI1152	ND	
n-Propylbenzene	ND	ug/L	0.50		EPA-8260	09/17/08	09/17/08 23:29	mwb	MS-V13	1	BRI1152	ND	
Styrene	ND	ug/L	0.50		EPA-8260	09/17/08	09/17/08 23:29	mwb	MS-V13	1	BRI1152	ND	

The results in this report apply to the samples analyzed in accordance with the chain of custody document. This analytical report must be reproduced in its entirety.
 All results listed in this report are for the exclusive use of the submitting party. BC Laboratories, Inc. assumes no responsibility for report alteration, separation, detachment or third party interpretation.
 4100 Atlas Court Bakersfield, CA 93308 (861) 327-4911 FAX (861) 327-1918 www.bclabs.com
 Certifications: California - ELAP Certification Number 1186; Nevada Administrative Code - NAC-445A



TRC
21 Technology Drive
Irvine, CA 92618

Project: 4625
Project Number: [none]
Project Manager: Anju Farfan

Reported: 10/01/2008 14:26

Volatile Organic Analysis (EPA Method 8260)

BCL Sample ID: 0812202-06		Client Sample Name: 4625, MW-3, MW-3, 9/15/2008 9:39:00AM											
Constituent	Result	Units	PQL	MDL	Method	Prep Date	Run Date/Time	Analyst	Instru-ment ID	Dilution	QC Batch ID	MB Bias	Lab Quals
1,1,1,2-Tetrachloroethane	ND	ug/L	0.50		EPA-8260	09/17/08	09/17/08 23:29	mwb	MS-V13	1	BRI1152	ND	
1,1,2,2-Tetrachloroethane	ND	ug/L	0.50		EPA-8260	09/17/08	09/17/08 23:29	mwb	MS-V13	1	BRI1152	ND	
Tetrachloroethene	ND	ug/L	0.50		EPA-8260	09/17/08	09/17/08 23:29	mwb	MS-V13	1	BRI1152	ND	
Toluene	ND	ug/L	0.50		EPA-8260	09/17/08	09/17/08 23:29	mwb	MS-V13	1	BRI1152	ND	
1,2,3-Trichlorobenzene	ND	ug/L	0.50		EPA-8260	09/17/08	09/17/08 23:29	mwb	MS-V13	1	BRI1152	ND	
1,2,4-Trichlorobenzene	ND	ug/L	0.50		EPA-8260	09/17/08	09/17/08 23:29	mwb	MS-V13	1	BRI1152	ND	
1,1,1-Trichloroethane	ND	ug/L	0.50		EPA-8260	09/17/08	09/17/08 23:29	mwb	MS-V13	1	BRI1152	ND	
1,1,2-Trichloroethane	ND	ug/L	0.50		EPA-8260	09/17/08	09/17/08 23:29	mwb	MS-V13	1	BRI1152	ND	
Trichloroethene	ND	ug/L	0.50		EPA-8260	09/17/08	09/17/08 23:29	mwb	MS-V13	1	BRI1152	ND	
Trichlorofluoromethane	ND	ug/L	0.50		EPA-8260	09/17/08	09/17/08 23:29	mwb	MS-V13	1	BRI1152	ND	
1,2,3-Trichloropropane	ND	ug/L	1.0		EPA-8260	09/17/08	09/17/08 23:29	mwb	MS-V13	1	BRI1152	ND	
1,1,2-Trichloro-1,2,2-trifluoroethane	ND	ug/L	0.50		EPA-8260	09/17/08	09/17/08 23:29	mwb	MS-V13	1	BRI1152	ND	
1,2,4-Trimethylbenzene	ND	ug/L	0.50		EPA-8260	09/17/08	09/17/08 23:29	mwb	MS-V13	1	BRI1152	ND	
1,3,5-Trimethylbenzene	ND	ug/L	0.50		EPA-8260	09/17/08	09/17/08 23:29	mwb	MS-V13	1	BRI1152	ND	
Vinyl chloride	ND	ug/L	0.50		EPA-8260	09/17/08	09/17/08 23:29	mwb	MS-V13	1	BRI1152	ND	
Total Xylenes	ND	ug/L	1.0		EPA-8260	09/17/08	09/17/08 23:29	mwb	MS-V13	1	BRI1152	ND	
t-Amyl Methyl ether	ND	ug/L	0.50		EPA-8260	09/17/08	09/17/08 23:29	mwb	MS-V13	1	BRI1152	ND	
t-Butyl alcohol	ND	ug/L	10		EPA-8260	09/17/08	09/17/08 23:29	mwb	MS-V13	1	BRI1152	ND	
Diisopropyl ether	ND	ug/L	0.50		EPA-8260	09/17/08	09/17/08 23:29	mwb	MS-V13	1	BRI1152	ND	
Ethanol	ND	ug/L	250		EPA-8260	09/17/08	09/17/08 23:29	mwb	MS-V13	1	BRI1152	ND	
Ethyl t-butyl ether	ND	ug/L	0.50		EPA-8260	09/17/08	09/17/08 23:29	mwb	MS-V13	1	BRI1152	ND	
Total Purgeable Petroleum Hydrocarbons	ND	ug/L	50		EPA-8260	09/17/08	09/17/08 23:29	mwb	MS-V13	1	BRI1152	ND	
1,2-Dichloroethane-d4 (Surrogate)	101	%	76 - 114 (LCL - UCL)		EPA-8260	09/17/08	09/17/08 23:29	mwb	MS-V13	1	BRI1152		

The results in this report apply to the samples analyzed in accordance with the chain of custody document. This analytical report must be reproduced in its entirety.
 All results listed in this report are for the exclusive use of the submitting party. BC Laboratories, Inc. assumes no responsibility for report alteration, separation, detachment or third party interpretation.
 4100 Atlas Court Bakersfield, CA 93308 (661) 327-4911 FAX (661) 327-1918 www.bclabs.com
 Certifications: California - ELAP Certification Number 1186; Nevada Administrative Code - NAC-445A



TRC
21 Technology Drive
Irvine, CA 92618

Project: 4625
Project Number: [none]
Project Manager: Anju Farfan

Reported: 10/01/2008 14:26

Volatile Organic Analysis (EPA Method 8260)

BCL Sample ID: 0812202-06 Client Sample Name: 4625, MW-3, MW-3, 9/15/2008 9:39:00AM

Constituent	Result	Units	PQL	MDL	Method	Prep		Run		Instru- ment ID	Dilution	QC	MB	Lab
						Date	Date/Time	Batch ID	Bias			Quals		
Toluene-d8 (Surrogate)	93.6	%	88 - 110 (LCL - UCL)		EPA-8260	09/17/08	09/17/08 23:29	mwb	MS-V13	1	BRI1152			
4-Bromofluorobenzene (Surrogate)	99.5	%	86 - 115 (LCL - UCL)		EPA-8260	09/17/08	09/17/08 23:29	mwb	MS-V13	1	BRI1152			

The results in this report apply to the samples analyzed in accordance with the chain of custody document. This analytical report must be reproduced in its entirety.
All results listed in this report are for the exclusive use of the submitting party. BC Laboratories, Inc. assumes no responsibility for report alteration, separation, detachment or third party interpretation.



BC Laboratories, Inc.

Environmental Testing Laboratory Since 1949



TRC
21 Technology Drive
Irvine, CA 92618

Project: 4625
Project Number: [none]
Project Manager: Anju Farfan


Reported: 10/01/2008 14:26

Base Neutral and Acid Extractables Organic Analysis (EPA Method 8270C)

BCL Sample ID: 0812202-06		Client Sample Name: 4625, MW-3, MW-3, 9/15/2008 9:39:00AM												
Constituent	Result	Units	PQL	MDL	Method	Prep Date	Run Date/Time	Analyst	Instrument ID	Dilution	QC Batch ID	MB Bias	Lab Quails	
Acenaphthene	ND	ug/L	2.0		EPA-8270C	09/19/08	09/29/08 02:12	SKC	MS-B2	1	BRI1663	ND		
Acenaphthylene	ND	ug/L	2.0		EPA-8270C	09/19/08	09/29/08 02:12	SKC	MS-B2	1	BRI1663	ND		
Anthracene	ND	ug/L	2.0		EPA-8270C	09/19/08	09/29/08 02:12	SKC	MS-B2	1	BRI1663	ND		
Benzo[a]anthracene	ND	ug/L	2.0		EPA-8270C	09/19/08	09/29/08 02:12	SKC	MS-B2	1	BRI1663	ND		
Benzo[b]fluoranthene	ND	ug/L	2.0		EPA-8270C	09/19/08	09/29/08 02:12	SKC	MS-B2	1	BRI1663	ND		
Benzo[k]fluoranthene	ND	ug/L	2.0		EPA-8270C	09/19/08	09/29/08 02:12	SKC	MS-B2	1	BRI1663	ND		
Benzo[a]pyrene	ND	ug/L	2.0		EPA-8270C	09/19/08	09/29/08 02:12	SKC	MS-B2	1	BRI1663	ND		
Benzo[g,h,i]perylene	ND	ug/L	2.0		EPA-8270C	09/19/08	09/29/08 02:12	SKC	MS-B2	1	BRI1663	ND		
Benzoic acid	ND	ug/L	10		EPA-8270C	09/19/08	09/29/08 02:12	SKC	MS-B2	1	BRI1663	ND		
Benzyl alcohol	ND	ug/L	2.0		EPA-8270C	09/19/08	09/29/08 02:12	SKC	MS-B2	1	BRI1663	ND		
Benzyl butyl phthalate	ND	ug/L	2.0		EPA-8270C	09/19/08	09/29/08 02:12	SKC	MS-B2	1	BRI1663	ND		
bis(2-Chloroethoxy)methane	ND	ug/L	2.0		EPA-8270C	09/19/08	09/29/08 02:12	SKC	MS-B2	1	BRI1663	ND		
bis(2-Chloroethyl) ether	ND	ug/L	2.0		EPA-8270C	09/19/08	09/29/08 02:12	SKC	MS-B2	1	BRI1663	ND		
bis(2-Chloroisopropyl)ether	ND	ug/L	2.0		EPA-8270C	09/19/08	09/29/08 02:12	SKC	MS-B2	1	BRI1663	ND		
bis(2-Ethylhexyl)phthalate	ND	ug/L	4.0		EPA-8270C	09/19/08	09/29/08 02:12	SKC	MS-B2	1	BRI1663	ND		
4-Bromophenyl phenyl ether	ND	ug/L	2.0		EPA-8270C	09/19/08	09/29/08 02:12	SKC	MS-B2	1	BRI1663	ND		
4-Chloroaniline	ND	ug/L	2.0		EPA-8270C	09/19/08	09/29/08 02:12	SKC	MS-B2	1	BRI1663	ND		
2-Chloronaphthalene	ND	ug/L	2.0		EPA-8270C	09/19/08	09/29/08 02:12	SKC	MS-B2	1	BRI1663	ND		
4-Chlorophenyl phenyl ether	ND	ug/L	2.0		EPA-8270C	09/19/08	09/29/08 02:12	SKC	MS-B2	1	BRI1663	ND		
Chrysene	ND	ug/L	2.0		EPA-8270C	09/19/08	09/29/08 02:12	SKC	MS-B2	1	BRI1663	ND		
Dibenzo[a,h]anthracene	ND	ug/L	3.0		EPA-8270C	09/19/08	09/29/08 02:12	SKC	MS-B2	1	BRI1663	ND		
Dibenzofuran	ND	ug/L	2.0		EPA-8270C	09/19/08	09/29/08 02:12	SKC	MS-B2	1	BRI1663	ND		
1,2-Dichlorobenzene	ND	ug/L	2.0		EPA-8270C	09/19/08	09/29/08 02:12	SKC	MS-B2	1	BRI1663	ND		

The results in this report apply to the samples analyzed in accordance with the chain of custody document. This analytical report must be reproduced in its entirety. All results listed in this report are for the exclusive use of the submitting party. BC Laboratories, Inc. assumes no responsibility for report alteration, separation, detachment or third party interpretation.

4100 Atlas Court Bakersfield, CA 93308 (661) 327-4911 FAX (661) 327-1918 www.bclabs.com
Certifications: California - ELAP Certification Number 1186; Nevada Administrative Code - NAC-445A



TRC 21 Technology Drive Irvine, CA 92618	Project: 4625 Project Number: [none] Project Manager: Anju Farfan	Reported: 10/01/2008 14:26
--	---	----------------------------

Base Neutral and Acid Extractables Organic Analysis (EPA Method 8270C)

BCL Sample ID: 0812202-06		Client Sample Name: 4625, MW-3, MW-3, 9/15/2008 9:39:00AM											
Constituent	Result	Units	PQL	MDL	Method	Prep Date	Run Date/Time	Analyst	Instrument ID	Dilution	QC Batch ID	MB Bias	Lab Quails
1,3-Dichlorobenzene	ND	ug/L	2.0		EPA-8270C	09/19/08	09/29/08 02:12	SKC	MS-B2	1	BRI1663	ND	
1,4-Dichlorobenzene	ND	ug/L	2.0		EPA-8270C	09/19/08	09/29/08 02:12	SKC	MS-B2	1	BRI1663	ND	
3,3-Dichlorobenzidine	ND	ug/L	10		EPA-8270C	09/19/08	09/29/08 02:12	SKC	MS-B2	1	BRI1663	ND	
Diethyl phthalate	ND	ug/L	2.0		EPA-8270C	09/19/08	09/29/08 02:12	SKC	MS-B2	1	BRI1663	ND	
Dimethyl phthalate	ND	ug/L	2.0		EPA-8270C	09/19/08	09/29/08 02:12	SKC	MS-B2	1	BRI1663	ND	
Di-n-butyl phthalate	ND	ug/L	2.0		EPA-8270C	09/19/08	09/29/08 02:12	SKC	MS-B2	1	BRI1663	ND	
2,4-Dinitrotoluene	ND	ug/L	2.0		EPA-8270C	09/19/08	09/29/08 02:12	SKC	MS-B2	1	BRI1663	ND	
2,6-Dinitrotoluene	ND	ug/L	2.0		EPA-8270C	09/19/08	09/29/08 02:12	SKC	MS-B2	1	BRI1663	ND	
Di-n-octyl phthalate	ND	ug/L	2.0		EPA-8270C	09/19/08	09/29/08 02:12	SKC	MS-B2	1	BRI1663	ND	
Fluoranthene	ND	ug/L	2.0		EPA-8270C	09/19/08	09/29/08 02:12	SKC	MS-B2	1	BRI1663	ND	
Fluorene	ND	ug/L	2.0		EPA-8270C	09/19/08	09/29/08 02:12	SKC	MS-B2	1	BRI1663	ND	
Hexachlorobenzene	ND	ug/L	2.0		EPA-8270C	09/19/08	09/29/08 02:12	SKC	MS-B2	1	BRI1663	ND	
Hexachlorobutadiene	ND	ug/L	2.0		EPA-8270C	09/19/08	09/29/08 02:12	SKC	MS-B2	1	BRI1663	ND	
Hexachlorocyclopentadiene	ND	ug/L	2.0		EPA-8270C	09/19/08	09/29/08 02:12	SKC	MS-B2	1	BRI1663	ND	
Hexachloroethane	ND	ug/L	2.0		EPA-8270C	09/19/08	09/29/08 02:12	SKC	MS-B2	1	BRI1663	ND	
Indeno[1,2,3-cd]pyrene	ND	ug/L	2.0		EPA-8270C	09/19/08	09/29/08 02:12	SKC	MS-B2	1	BRI1663	ND	
Isophorone	ND	ug/L	2.0		EPA-8270C	09/19/08	09/29/08 02:12	SKC	MS-B2	1	BRI1663	ND	
2-Methylnaphthalene	ND	ug/L	2.0		EPA-8270C	09/19/08	09/29/08 02:12	SKC	MS-B2	1	BRI1663	ND	
Naphthalene	ND	ug/L	2.0		EPA-8270C	09/19/08	09/29/08 02:12	SKC	MS-B2	1	BRI1663	ND	
2-Nitroaniline	ND	ug/L	2.0		EPA-8270C	09/19/08	09/29/08 02:12	SKC	MS-B2	1	BRI1663	ND	
3-Nitroaniline	ND	ug/L	2.0		EPA-8270C	09/19/08	09/29/08 02:12	SKC	MS-B2	1	BRI1663	ND	
4-Nitroaniline	ND	ug/L	5.0		EPA-8270C	09/19/08	09/29/08 02:12	SKC	MS-B2	1	BRI1663	ND	
Nitrobenzene	ND	ug/L	2.0		EPA-8270C	09/19/08	09/29/08 02:12	SKC	MS-B2	1	BRI1663	ND	

The results in this report apply to the samples analyzed in accordance with the chain of custody document. This analytical report must be reproduced in its entirety.
 All results listed in this report are for the exclusive use of the submitting party. BC Laboratories, Inc. assumes no responsibility for report alteration, separation, detachment or third party interpretation.
 4100 Atlas Court Bakersfield, CA 93308 (661) 327-4911 FAX (661) 327-1918 www.bclabs.com
 Certifications: California - ELAP Certification Number 1186; Nevada Administrative Code - NAC-445A



TRC
21 Technology Drive
Irvine, CA 92618

Project: 4625
Project Number: [none]
Project Manager: Anju Farfan

Reported: 10/01/2008 14:26

Base Neutral and Acid Extractables Organic Analysis (EPA Method 8270C)

BCL Sample ID: 0812202-06		Client Sample Name: 4625, MW-3, MW-3, 9/15/2008 9:39:00AM												
Constituent	Result	Units	PQL	MDL	Method	Prep Date	Run Date/Time	Analyst	Instru-ment ID	Dilution	QC Batch ID	MB Bias	Lab Quals	
N-Nitrosodi-N-propylamine	ND	ug/L	2.0		EPA-8270C	09/19/08	09/29/08 02:12	SKC	MS-B2	1	BRI1663	ND		
N-Nitrosodiphenylamine	ND	ug/L	2.0		EPA-8270C	09/19/08	09/29/08 02:12	SKC	MS-B2	1	BRI1663	ND		
Phenanthrene	ND	ug/L	2.0		EPA-8270C	09/19/08	09/29/08 02:12	SKC	MS-B2	1	BRI1663	ND		
Pyrene	ND	ug/L	2.0		EPA-8270C	09/19/08	09/29/08 02:12	SKC	MS-B2	1	BRI1663	ND		
1,2,4-Trichlorobenzene	ND	ug/L	2.0		EPA-8270C	09/19/08	09/29/08 02:12	SKC	MS-B2	1	BRI1663	ND		
4-Chloro-3-methylphenol	ND	ug/L	5.0		EPA-8270C	09/19/08	09/29/08 02:12	SKC	MS-B2	1	BRI1663	ND		
2-Chlorophenol	ND	ug/L	2.0		EPA-8270C	09/19/08	09/29/08 02:12	SKC	MS-B2	1	BRI1663	ND		
2,4-Dichlorophenol	ND	ug/L	2.0		EPA-8270C	09/19/08	09/29/08 02:12	SKC	MS-B2	1	BRI1663	ND		
2,4-Dimethylphenol	ND	ug/L	2.0		EPA-8270C	09/19/08	09/29/08 02:12	SKC	MS-B2	1	BRI1663	ND		
4,6-Dinitro-2-methylphenol	ND	ug/L	10		EPA-8270C	09/19/08	09/29/08 02:12	SKC	MS-B2	1	BRI1663	ND		
2,4-Dinitrophenol	ND	ug/L	10		EPA-8270C	09/19/08	09/29/08 02:12	SKC	MS-B2	1	BRI1663	ND		
2-Methylphenol	ND	ug/L	2.0		EPA-8270C	09/19/08	09/29/08 02:12	SKC	MS-B2	1	BRI1663	ND		
3- & 4-Methylphenol	ND	ug/L	2.0		EPA-8270C	09/19/08	09/29/08 02:12	SKC	MS-B2	1	BRI1663	ND		
2-Nitrophenol	ND	ug/L	2.0		EPA-8270C	09/19/08	09/29/08 02:12	SKC	MS-B2	1	BRI1663	ND		
4-Nitrophenol	ND	ug/L	2.0		EPA-8270C	09/19/08	09/29/08 02:12	SKC	MS-B2	1	BRI1663	ND		
Pentachlorophenol	ND	ug/L	10		EPA-8270C	09/19/08	09/29/08 02:12	SKC	MS-B2	1	BRI1663	ND		
Phenol	ND	ug/L	2.0		EPA-8270C	09/19/08	09/29/08 02:12	SKC	MS-B2	1	BRI1663	ND		
2,4,5-Trichlorophenol	ND	ug/L	5.0		EPA-8270C	09/19/08	09/29/08 02:12	SKC	MS-B2	1	BRI1663	ND		
2,4,6-Trichlorophenol	ND	ug/L	5.0		EPA-8270C	09/19/08	09/29/08 02:12	SKC	MS-B2	1	BRI1663	ND		
2-Fluorophenol (Surrogate)	17.0	%	28 - 93 (LCL - UCL)		EPA-8270C	09/19/08	09/29/08 02:12	SKC	MS-B2	1	BRI1663		S09	
Phenol-d5 (Surrogate)	18.2	%	0 - 82 (LCL - UCL)		EPA-8270C	09/19/08	09/29/08 02:12	SKC	MS-B2	1	BRI1663			
Nitrobenzene-d5 (Surrogate)	74.4	%	53 - 116 (LCL - UCL)		EPA-8270C	09/19/08	09/29/08 02:12	SKC	MS-B2	1	BRI1663			
2-Fluorobiphenyl (Surrogate)	74.5	%	23 - 157 (LCL - UCL)		EPA-8270C	09/19/08	09/29/08 02:12	SKC	MS-B2	1	BRI1663			

The results in this report apply to the samples analyzed in accordance with the chain of custody document. This analytical report must be reproduced in its entirety. All results listed in this report are for the exclusive use of the submitting party. BC Laboratories, Inc. assumes no responsibility for report alteration, separation, detachment or third party interpretation.

4100 Atlas Court Bakersfield, CA 93308 (661) 327-4911 FAX (661) 327-1918 www.bclabs.com
Certifications: California - ELAP Certification Number 1186; Nevada Administrative Code - NAC-445A



TRC
21 Technology Drive
Irvine, CA 92618

Project: 4625
Project Number: [none]
Project Manager: Anju Farfan

Reported: 10/01/2008 14:26

Base Neutral and Acid Extractables Organic Analysis (EPA Method 8270C)

BCL Sample ID: 0812202-06		Client Sample Name: 4625, MW-3, MW-3, 9/15/2008 9:39:00AM											
Constituent	Result	Units	PQL	MDL	Method	Prep Date	Run Date/Time	Analyst	Instru-ment ID	Dilution	QC Batch ID	MB Bias	Lab Quals
2,4,6-Tribromophenol (Surrogate)	45.0	%	38 - 142 (LCL - UCL)		EPA-8270C	09/19/08	09/29/08 02:12	SKC	MS-B2	1	BRI1663		
p-Terphenyl-d14 (Surrogate)	95.6	%	48 - 148 (LCL - UCL)		EPA-8270C	09/19/08	09/29/08 02:12	SKC	MS-B2	1	BRI1663		


The results in this report apply to the samples analyzed in accordance with the chain of custody document. This analytical report must be reproduced in its entirety.
All results listed in this report are for the exclusive use of the submitting party. BC Laboratories, Inc. assumes no responsibility for report alteration, separation, detachment or third party interpretation.

4100 Atlas Court Bakersfield, CA 93308 (661) 327-4911 FAX (661) 327-1918 www.bclabs.com
Certifications: California - ELAP Certification Number 1186; Nevada Administrative Code - NAC-445A



Laboratories, Inc.

Environmental Testing Laboratory Since 1949



TRC
21 Technology Drive
Irvine, CA 92618

Project: 4625
Project Number: [none]
Project Manager: Anju Farfan

Reported: 10/01/2008 14:26

Total Petroleum Hydrocarbons

BCL Sample ID:	0812202-06	Client Sample Name:	4625, MW-3, MW-3, 9/15/2008 9:39:00AM										
Constituent	Result	Units	PQL	MDL	Method	Prep Date	Run Date/Time	Analyst	Instru- ment ID	Dilution	QC Batch ID	MB Bias	Lab Quals.
Diesel Range Organics (C12 - C24)	ND	ug/L	50		Luf/TPHd	09/18/08	10/01/08 10:32	CKD	GC-5	1	BR11664	ND	
Tetracosane (Surrogate)	104	%	28 - 139 (LCL - UCL)		Luf/TPHd	09/18/08	10/01/08 10:32	CKD	GC-5	1	BR11664		

The results in this report apply to the samples analyzed in accordance with the chain of custody document. This analytical report must be reproduced in its entirety.
All results listed in this report are for the exclusive use of the submitting party. BC Laboratories, Inc. assumes no responsibility for report alteration, separation, detachment or third party interpretation.

4100 Atlas Court Bakersfield, CA 93308 (661) 327-4911 FAX (661) 327-1918 www.bclabs.com
Certifications: California - ELAP Certification Number 1186; Nevada Administrative Code - NAC-445A



Laboratories, Inc.

Environmental Testing Laboratory Since 1949



TRC
21 Technology Drive
Irvine, CA 92618

Project: 4625
Project Number: [none]
Project Manager: Anju Farfan

Reported: 10/01/2008 14:26

EPA Method 1664

BCL Sample ID: 0812202-06 Client Sample Name: 4625, MW-3, MW-3, 9/15/2008 9:39:00AM

Constituent	Result	Units	PQL	MDL	Method	Prep Date	Run Date/Time	Analyst	Instru-ment ID	Dilution	QC Batch ID	MB Blas	Lab Quals
Oil and Grease	ND	mg/L	5.0		EPA-1664HE	09/19/08	09/19/08 11:00	JAK	MAN-SV	1	BRI1419	ND	

The results in this report apply to the samples analyzed in accordance with the chain of custody document. This analytical report must be reproduced in its entirety.
 All results listed in this report are for the exclusive use of the submitting party. BC Laboratories, Inc. assumes no responsibility for report alteration, separation, detachment or third party interpretation.
 4100 Atlas Court Bakersfield, CA 93308 (861) 327-4911 FAX (861) 327-1918 www.bclabs.com
 Certifications: California - ELAP Certification Number 1186; Nevada Administrative Code - NAC-445A



Laboratories, Inc.

Environmental Testing Laboratory Since 1949



TRC
21 Technology Drive
Irvine, CA 92618

Project: 4625
Project Number: [none]
Project Manager: Anju Farfan


Reported: 10/01/2008 14:26

Water Analysis (Metals)

BCL Sample ID: 0812202-06		Client Sample Name: 4625, MW-3, MW-3, 9/15/2008 9:39:00AM											
Constituent	Result	Units	PQL	MDL	Method	Prep Date	Run Date/Time	Analyst	Instru-ment ID	Dilution	QC Batch ID	MB Bias	Lab Quals
Total Chromium	360	ug/L	10		EPA-6010B	09/18/08	09/19/08 10:42	ARD	PE-OP1	1	BRI1243	ND	

The results in this report apply to the samples analyzed in accordance with the chain of custody document. This analytical report must be reproduced in its entirety.
All results listed in this report are for the exclusive use of the submitting party. BC Laboratories, Inc. assumes no responsibility for report alteration, separation, detachment or third party interpretation.

4100 Atlas Court Bakersfield, CA 93308 (661) 327-4911 FAX (661) 327-1918 www.bclabs.com
Certifications: California - ELAP Certification Number 1186; Nevada Administrative Code - NAC-445A



TRC
21 Technology Drive
Irvine, CA 92618

Project: 4625
Project Number: [none]
Project Manager: Anju Farfan

Reported: 10/01/2008 14:26

Volatile Organic Analysis (EPA Method 8260)

BCL Sample ID: 0812202-07		Client Sample Name: 4625, MW-7, MW-7, 9/15/2008 12:08:00PM											
Constituent	Result	Units	PQL	MDL	Method	Prep Date	Run Date/Time	Analyst	Instru-ment ID	Dilution	QC Batch ID	MB Bias	Lab Quals
Benzene	ND	ug/L	0.50		EPA-8260	09/17/08	09/17/08 23:47	mwb	MS-V13	1	BRI1152	ND	
1,2-Dibromoethane	ND	ug/L	0.50		EPA-8260	09/17/08	09/17/08 23:47	mwb	MS-V13	1	BRI1152	ND	
1,2-Dichloroethane	ND	ug/L	0.50		EPA-8260	09/17/08	09/17/08 23:47	mwb	MS-V13	1	BRI1152	ND	
Ethylbenzene	ND	ug/L	0.50		EPA-8260	09/17/08	09/17/08 23:47	mwb	MS-V13	1	BRI1152	ND	
Methyl t-butyl ether	1.4	ug/L	0.50		EPA-8260	09/17/08	09/17/08 23:47	mwb	MS-V13	1	BRI1152	ND	
Toluene	ND	ug/L	0.50		EPA-8260	09/17/08	09/17/08 23:47	mwb	MS-V13	1	BRI1152	ND	
Total Xylenes	ND	ug/L	1.0		EPA-8260	09/17/08	09/17/08 23:47	mwb	MS-V13	1	BRI1152	ND	
t-Amyl Methyl ether	ND	ug/L	0.50		EPA-8260	09/17/08	09/17/08 23:47	mwb	MS-V13	1	BRI1152	ND	
t-Butyl alcohol	ND	ug/L	10		EPA-8260	09/17/08	09/17/08 23:47	mwb	MS-V13	1	BRI1152	ND	
Diisopropyl ether	ND	ug/L	0.50		EPA-8260	09/17/08	09/17/08 23:47	mwb	MS-V13	1	BRI1152	ND	
Ethanol	ND	ug/L	250		EPA-8260	09/17/08	09/17/08 23:47	mwb	MS-V13	1	BRI1152	ND	
Ethyl t-butyl ether	ND	ug/L	0.50		EPA-8260	09/17/08	09/17/08 23:47	mwb	MS-V13	1	BRI1152	ND	
Total Purgeable Petroleum Hydrocarbons	ND	ug/L	50		EPA-8260	09/17/08	09/17/08 23:47	mwb	MS-V13	1	BRI1152	ND	
1,2-Dichloroethane-d4 (Surrogate)	102	%	76 - 114 (LCL - UCL)		EPA-8260	09/17/08	09/17/08 23:47	mwb	MS-V13	1	BRI1152		
Toluene-d8 (Surrogate)	97.3	%	88 - 110 (LCL - UCL)		EPA-8260	09/17/08	09/17/08 23:47	mwb	MS-V13	1	BRI1152		
4-Bromofluorobenzene (Surrogate)	108	%	86 - 115 (LCL - UCL)		EPA-8260	09/17/08	09/17/08 23:47	mwb	MS-V13	1	BRI1152		

The results in this report apply to the samples analyzed in accordance with the chain of custody document. This analytical report must be reproduced in its entirety.
 All results listed in this report are for the exclusive use of the submitting party. BC Laboratories, Inc. assumes no responsibility for report alteration, separation, detachment or third party interpretation.
 4100 Atlas Court Bakersfield, CA 93308 (661) 327-4911 FAX (661) 327-1918 www.bclabs.com
 Certifications: California - ELAP Certification Number 1188; Nevada Administrative Code - NAC-445A



BC Laboratories, Inc.

Environmental Testing Laboratory Since 1949



TRC
21 Technology Drive
Irvine, CA 92618

Project: 4625
Project Number: [none]
Project Manager: Anju Farfan

Reported: 10/01/2008 14:26

Volatile Organic Analysis (EPA Method 8260)

BCL Sample ID: 0812202-08		Client Sample Name: 4625, MW-6, MW-6, 9/15/2008 11:00:00AM											
Constituent	Result	Units	PQL	MDL	Method	Prep Date	Run Date/Time	Analyst	Instru-ment ID	Dilution	QC Batch ID	MB Bias	Lab Quals
Benzene	0.90	ug/L	0.50		EPA-8260	09/17/08	09/18/08 00:41	mwb	MS-V13	1	BRI1152	ND	
1,2-Dibromoethane	ND	ug/L	0.50		EPA-8260	09/17/08	09/18/08 00:41	mwb	MS-V13	1	BRI1152	ND	
1,2-Dichloroethane	ND	ug/L	0.50		EPA-8260	09/17/08	09/18/08 00:41	mwb	MS-V13	1	BRI1152	ND	
Ethylbenzene	ND	ug/L	0.50		EPA-8260	09/17/08	09/18/08 00:41	mwb	MS-V13	1	BRI1152	ND	
Methyl t-butyl ether	200	ug/L	5.0		EPA-8260	09/17/08	09/18/08 15:12	mwb	MS-V13	10	BRI1152	ND	A01
Toluene	ND	ug/L	0.50		EPA-8260	09/17/08	09/18/08 00:41	mwb	MS-V13	1	BRI1152	ND	
Total Xylenes	ND	ug/L	1.0		EPA-8260	09/17/08	09/18/08 00:41	mwb	MS-V13	1	BRI1152	ND	
t-Amyl Methyl ether	ND	ug/L	0.50		EPA-8260	09/17/08	09/18/08 00:41	mwb	MS-V13	1	BRI1152	ND	
t-Butyl alcohol	ND	ug/L	10		EPA-8260	09/17/08	09/18/08 00:41	mwb	MS-V13	1	BRI1152	ND	
Diisopropyl ether	ND	ug/L	0.50		EPA-8260	09/17/08	09/18/08 00:41	mwb	MS-V13	1	BRI1152	ND	
Ethanol	ND	ug/L	250		EPA-8260	09/17/08	09/18/08 00:41	mwb	MS-V13	1	BRI1152	ND	
Ethyl t-butyl ether	ND	ug/L	0.50		EPA-8260	09/17/08	09/18/08 00:41	mwb	MS-V13	1	BRI1152	ND	
Total Purgeable Petroleum Hydrocarbons	150	ug/L	50		EPA-8260	09/17/08	09/18/08 00:41	mwb	MS-V13	1	BRI1152	ND	
1,2-Dichloroethane-d4 (Surrogate)	95.1	%	76 - 114 (LCL - UCL)		EPA-8260	09/17/08	09/18/08 15:12	mwb	MS-V13	10	BRI1152		
1,2-Dichloroethane-d4 (Surrogate)	98.0	%	76 - 114 (LCL - UCL)		EPA-8260	09/17/08	09/18/08 00:41	mwb	MS-V13	1	BRI1152		
Toluene-d8 (Surrogate)	97.2	%	88 - 110 (LCL - UCL)		EPA-8260	09/17/08	09/18/08 00:41	mwb	MS-V13	1	BRI1152		
Toluene-d8 (Surrogate)	98.2	%	88 - 110 (LCL - UCL)		EPA-8260	09/17/08	09/18/08 15:12	mwb	MS-V13	10	BRI1152		
4-Bromofluorobenzene (Surrogate)	106	%	86 - 115 (LCL - UCL)		EPA-8260	09/17/08	09/18/08 15:12	mwb	MS-V13	10	BRI1152		
4-Bromofluorobenzene (Surrogate)	102	%	86 - 115 (LCL - UCL)		EPA-8260	09/17/08	09/18/08 00:41	mwb	MS-V13	1	BRI1152		

The results in this report apply to the samples analyzed in accordance with the chain of custody document. This analytical report must be reproduced in its entirety. All results listed in this report are for the exclusive use of the submitting party. BC Laboratories, Inc. assumes no responsibility for report alteration, separation, detachment or third party interpretation.

4100 Atlas Court Bakersfield, CA 93308 (661) 327-4911 FAX (661) 327-1918 www.bclabs.com
Certifications: California - ELAP Certification Number 1186; Nevada Administrative Code - NAC-445A



TRC
21 Technology Drive
Irvine, CA 92618

Project: 4625
Project Number: [none]
Project Manager: Anju Farfan

Reported: 10/01/2008 14:26

Volatile Organic Analysis (EPA Method 8260)

BCL Sample ID: 0812202-09		Client Sample Name: 4625, MW-5, MW-5, 9/15/2008 11:13:00AM												
Constituent	Result	Units	PQL	MDL	Method	Prep Date	Run Date/Time	Analyst	Instru-ment ID	Dilution	QC Batch ID	MB Bias	Lab Quals	
Benzene	5.3	ug/L	0.50		EPA-8260	09/17/08	09/18/08 00:59	mwb	MS-V13	1	BRI1152	ND		
1,2-Dibromoethane	ND	ug/L	0.50		EPA-8260	09/17/08	09/18/08 00:59	mwb	MS-V13	1	BRI1152	ND		
1,2-Dichloroethane	ND	ug/L	0.50		EPA-8260	09/17/08	09/18/08 00:59	mwb	MS-V13	1	BRI1152	ND		
Ethylbenzene	4.5	ug/L	0.50		EPA-8260	09/17/08	09/18/08 00:59	mwb	MS-V13	1	BRI1152	ND		
Methyl t-butyl ether	99	ug/L	5.0		EPA-8260	09/17/08	09/18/08 15:30	mwb	MS-V13	10	BRI1152	ND	A01	
Toluene	ND	ug/L	0.50		EPA-8260	09/17/08	09/18/08 00:59	mwb	MS-V13	1	BRI1152	ND		
Total Xylenes	2.9	ug/L	1.0		EPA-8260	09/17/08	09/18/08 00:59	mwb	MS-V13	1	BRI1152	ND		
t-Amyl Methyl ether	ND	ug/L	0.50		EPA-8260	09/17/08	09/18/08 00:59	mwb	MS-V13	1	BRI1152	ND		
t-Butyl alcohol	32	ug/L	10		EPA-8260	09/17/08	09/18/08 00:59	mwb	MS-V13	1	BRI1152	ND		
Diisopropyl ether	ND	ug/L	0.50		EPA-8260	09/17/08	09/18/08 00:59	mwb	MS-V13	1	BRI1152	ND		
Ethanol	ND	ug/L	250		EPA-8260	09/17/08	09/18/08 00:59	mwb	MS-V13	1	BRI1152	ND		
Ethyl t-butyl ether	ND	ug/L	0.50		EPA-8260	09/17/08	09/18/08 00:59	mwb	MS-V13	1	BRI1152	ND		
Total Purgeable Petroleum Hydrocarbons	230	ug/L	50		EPA-8260	09/17/08	09/18/08 00:59	mwb	MS-V13	1	BRI1152	ND		
1,2-Dichloroethane-d4 (Surrogate)	94.9	%	76 - 114 (LCL - UCL)		EPA-8260	09/17/08	09/18/08 15:30	mwb	MS-V13	10	BRI1152			
1,2-Dichloroethane-d4 (Surrogate)	96.1	%	76 - 114 (LCL - UCL)		EPA-8260	09/17/08	09/18/08 00:59	mwb	MS-V13	1	BRI1152			
Toluene-d8 (Surrogate)	98.3	%	88 - 110 (LCL - UCL)		EPA-8260	09/17/08	09/18/08 15:30	mwb	MS-V13	10	BRI1152			
Toluene-d8 (Surrogate)	99.8	%	88 - 110 (LCL - UCL)		EPA-8260	09/17/08	09/18/08 00:59	mwb	MS-V13	1	BRI1152			
4-Bromofluorobenzene (Surrogate)	105	%	86 - 115 (LCL - UCL)		EPA-8260	09/17/08	09/18/08 00:59	mwb	MS-V13	1	BRI1152			
4-Bromofluorobenzene (Surrogate)	103	%	86 - 115 (LCL - UCL)		EPA-8260	09/17/08	09/18/08 15:30	mwb	MS-V13	10	BRI1152			

The results in this report apply to the samples analyzed in accordance with the chain of custody document. This analytical report must be reproduced in its entirety.
 All results listed in this report are for the exclusive use of the submitting party. BC Laboratories, Inc. assumes no responsibility for report alteration, separation, detachment or third party interpretation.
 4100 Atlas Court Bakersfield, CA 93308 (661) 327-4911 FAX (661) 327-1918 www.bclabs.com
 Certifications: California - ELAP Certification Number 1186; Nevada Administrative Code - NAC-445A



TRC
21 Technology Drive
Irvine, CA 92618

Project: 4625
Project Number: [none]
Project Manager: Anju Farfan

Reported: 10/01/2008 14:26


Volatile Organic Analysis (EPA Method 8260)

Quality Control Report - Precision & Accuracy

Constituent	Batch ID	QC Sample Type	Source Sample ID	Source Result	Result	Spike Added	Units	RPD	Percent Recovery	Control Limits	
										RPD	Percent Recovery Lab Quals
Benzene	BRI1152	Matrix Spike	0812266-06	2.0600	27.920	25.000	ug/L		103		70 - 130
		Matrix Spike Duplicate	0812266-06	2.0600	28.830	25.000	ug/L	3.8	107	20	70 - 130
Bromodichloromethane	BRI1152	Matrix Spike	0812266-06	0	23.520	25.000	ug/L		94.1		70 - 130
		Matrix Spike Duplicate	0812266-06	0	23.780	25.000	ug/L	1.1	95.1	20	70 - 130
Chlorobenzene	BRI1152	Matrix Spike	0812266-06	0	23.890	25.000	ug/L		95.6		70 - 130
		Matrix Spike Duplicate	0812266-06	0	24.460	25.000	ug/L	2.3	97.8	20	70 - 130
Chloroethane	BRI1152	Matrix Spike	0812266-06	0	22.840	25.000	ug/L		91.4		70 - 130
		Matrix Spike Duplicate	0812266-06	0	23.960	25.000	ug/L	4.7	95.8	20	70 - 130
1,4-Dichlorobenzene	BRI1152	Matrix Spike	0812266-06	0	22.840	25.000	ug/L		91.4		70 - 130
		Matrix Spike Duplicate	0812266-06	0	22.740	25.000	ug/L	0.4	91.0	20	70 - 130
1,1-Dichloroethane	BRI1152	Matrix Spike	0812266-06	0	25.250	25.000	ug/L		101		70 - 130
		Matrix Spike Duplicate	0812266-06	0	25.460	25.000	ug/L	1.0	102	20	70 - 130
1,1-Dichloroethene	BRI1152	Matrix Spike	0812266-06	0	21.140	25.000	ug/L		84.6		70 - 130
		Matrix Spike Duplicate	0812266-06	0	22.260	25.000	ug/L	5.1	89.0	20	70 - 130
Toluene	BRI1152	Matrix Spike	0812266-06	0.27000	23.550	25.000	ug/L		93.1		70 - 130
		Matrix Spike Duplicate	0812266-06	0.27000	24.350	25.000	ug/L	3.4	96.3	20	70 - 130
Trichloroethene	BRI1152	Matrix Spike	0812266-06	0	24.210	25.000	ug/L		96.8		70 - 130
		Matrix Spike Duplicate	0812266-06	0	24.460	25.000	ug/L	1.0	97.8	20	70 - 130
1,2-Dichloroethane-d4 (Surrogate)	BRI1152	Matrix Spike	0812266-06	ND	9.9300	10.000	ug/L		99.3		76 - 114
		Matrix Spike Duplicate	0812266-06	ND	9.7800	10.000	ug/L		97.8		76 - 114
Toluene-d8 (Surrogate)	BRI1152	Matrix Spike	0812266-06	ND	9.8800	10.000	ug/L		98.8		88 - 110
		Matrix Spike Duplicate	0812266-06	ND	9.7600	10.000	ug/L		97.6		88 - 110
4-Bromofluorobenzene (Surrogate)	BRI1152	Matrix Spike	0812266-06	ND	8.8400	10.000	ug/L		88.4		86 - 115
		Matrix Spike Duplicate	0812266-06	ND	8.6000	10.000	ug/L		86.0		86 - 115

The results in this report apply to the samples analyzed in accordance with the chain of custody document. This analytical report must be reproduced in its entirety. All results listed in this report are for the exclusive use of the submitting party. BC Laboratories, Inc. assumes no responsibility for report alteration, separation, detachment or third party interpretation.

4100 Atlas Court Bakersfield, CA 93308 (661) 327-4911 FAX (661) 327-1918 www.bclabs.com
Certifications: California - ELAP Certification Number 1186; Nevada Administrative Code - NAC-445A



TRC 21 Technology Drive Irvine, CA 92618	Project: 4625 Project Number: [none] Project Manager: Anju Farfan	Reported: 10/01/2008 14:26
--	---	----------------------------

Base Neutral and Acid Extractables Organic Analysis (EPA Method 8270C)

Quality Control Report - Precision & Accuracy

Constituent	Batch ID	QC Sample Type	Source Sample ID	Source Result	Source Result	Spike Added	Units	RPD	Control Limits		
									Percent Recovery	RPD	Percent Recovery Lab Quals
Acenaphthene	BRI1663	Matrix Spike	0809520-90	0	54.420	50.000	ug/L		109		0 - 201
		Matrix Spike Duplicate	0809520-90	0	51.532	50.000	ug/L	5.7	103	26	0 - 201
1,4-Dichlorobenzene	BRI1663	Matrix Spike	0809520-90	0	38.411	50.000	ug/L		76.8		52 - 115
		Matrix Spike Duplicate	0809520-90	0	38.098	50.000	ug/L	0.8	76.2	26	52 - 115
2,4-Dinitrotoluene	BRI1663	Matrix Spike	0809520-90	0	47.848	50.000	ug/L		95.7		49 - 138
		Matrix Spike Duplicate	0809520-90	0	48.298	50.000	ug/L	0.9	96.6	22	49 - 138
Hexachlorobenzene	BRI1663	Matrix Spike	0809520-90	0	47.014	50.000	ug/L		94.0		47 - 138
		Matrix Spike Duplicate	0809520-90	0	46.933	50.000	ug/L	0.1	93.9	30	47 - 138
Hexachlorobutadiene	BRI1663	Matrix Spike	0809520-90	0	29.937	50.000	ug/L		59.9		29 - 119
		Matrix Spike Duplicate	0809520-90	0	32.162	50.000	ug/L	7.1	64.3	30	29 - 119
Hexachloroethane	BRI1663	Matrix Spike	0809520-90	0	33.604	50.000	ug/L		67.2		39 - 115
		Matrix Spike Duplicate	0809520-90	0	33.994	50.000	ug/L	1.2	68.0	29	39 - 115
Nitrobenzene	BRI1663	Matrix Spike	0809520-90	0	44.493	50.000	ug/L		89.0		56 - 114
		Matrix Spike Duplicate	0809520-90	0	43.279	50.000	ug/L	2.7	86.6	26	56 - 114
N-Nitrosodi-N-propylamine	BRI1663	Matrix Spike	0809520-90	0	39.758	50.000	ug/L		79.5		45 - 108
		Matrix Spike Duplicate	0809520-90	0	39.155	50.000	ug/L	1.5	78.3	26	45 - 108
Pyrene	BRI1663	Matrix Spike	0809520-90	0	49.022	50.000	ug/L		98.0		68 - 137
		Matrix Spike Duplicate	0809520-90	0	51.412	50.000	ug/L	5.0	103	28	68 - 137
1,2,4-Trichlorobenzene	BRI1663	Matrix Spike	0809520-90	0	37.694	50.000	ug/L		75.4		46 - 120
		Matrix Spike Duplicate	0809520-90	0	39.131	50.000	ug/L	3.8	78.3	22	46 - 120
4-Chloro-3-methylphenol	BRI1663	Matrix Spike	0809520-90	0	51.816	50.000	ug/L		104		4 - 180
		Matrix Spike Duplicate	0809520-90	0	53.113	50.000	ug/L	1.9	106	25	4 - 180
2-Chlorophenol	BRI1663	Matrix Spike	0809520-90	0	42.926	50.000	ug/L		85.9		52 - 122
		Matrix Spike Duplicate	0809520-90	0	41.691	50.000	ug/L	3.0	83.4	25	52 - 122
2-Methylphenol	BRI1663	Matrix Spike	0809520-90	0	42.784	50.000	ug/L		85.6		49 - 110
		Matrix Spike Duplicate	0809520-90	0	42.188	50.000	ug/L	1.4	84.4	30	49 - 110

The results in this report apply to the samples analyzed in accordance with the chain of custody document. This analytical report must be reproduced in its entirety.

All results listed in this report are for the exclusive use of the submitting party. BC Laboratories, Inc. assumes no responsibility for report alteration, separation, detachment or third party interpretation.
 4100 Atlas Court Bakersfield, CA 93308 (661) 327-4911 FAX (661) 327-1918 www.bclabs.com
 Certifications: California - ELAP Certification Number 1186; Nevada Administrative Code - NAC-445A



TRC
21 Technology Drive
Irvine, CA 92618

Project: 4625
Project Number: [none]
Project Manager: Anju Farfan

Reported: 10/01/2008 14:26

Base Neutral and Acid Extractables Organic Analysis (EPA Method 8270C)

Quality Control Report - Precision & Accuracy

Constituent	Batch ID	QC Sample Type	Source Sample ID	Source Result	Result	Spike Added	Units	RPD	Percent Recovery	Control Limits	
										RPD	Percent Recovery Lab Quals
3- & 4-Methylphenol	BRI1663	Matrix Spike	0809520-90	0	68.727	50.000	ug/L		137		0 - 256
		Matrix Spike Duplicate	0809520-90	0	63.995	50.000	ug/L	6.8	128	30	0 - 256
4-Nitrophenol	BRI1663	Matrix Spike	0809520-90	0	22.614	50.000	ug/L		45.2		0 - 116
		Matrix Spike Duplicate	0809520-90	0	22.896	50.000	ug/L	1.3	45.8	30	0 - 116
Pentachlorophenol	BRI1663	Matrix Spike	0809520-90	0	50.763	50.000	ug/L		102		19 - 169
		Matrix Spike Duplicate	0809520-90	0	50.367	50.000	ug/L	1.0	101	30	19 - 169
Phenol	BRI1663	Matrix Spike	0809520-90	0	20.580	50.000	ug/L		41.2		7 - 77
		Matrix Spike Duplicate	0809520-90	0	19.310	50.000	ug/L	6.5	38.6	29	7 - 77
2,4,6-Trichlorophenol	BRI1663	Matrix Spike	0809520-90	0	52.559	50.000	ug/L		105		57 - 130
		Matrix Spike Duplicate	0809520-90	0	51.532	50.000	ug/L	1.9	103	25	57 - 130
2-Fluorophenol (Surrogate)	BRI1663	Matrix Spike	0809520-90	ND	56.210	80.000	ug/L		70.3		28 - 93
		Matrix Spike Duplicate	0809520-90	ND	52.910	80.000	ug/L		66.1		28 - 93
Phenol-d5 (Surrogate)	BRI1663	Matrix Spike	0809520-90	ND	35.550	80.000	ug/L		44.4		0 - 82
		Matrix Spike Duplicate	0809520-90	ND	33.720	80.000	ug/L		42.2		0 - 82
Nitrobenzene-d5 (Surrogate)	BRI1663	Matrix Spike	0809520-90	ND	75.380	80.000	ug/L		94.2		53 - 116
		Matrix Spike Duplicate	0809520-90	ND	72.040	80.000	ug/L		90.0		53 - 116
2-Fluorobiphenyl (Surrogate)	BRI1663	Matrix Spike	0809520-90	ND	75.700	80.000	ug/L		94.6		23 - 157
		Matrix Spike Duplicate	0809520-90	ND	75.470	80.000	ug/L		94.3		23 - 157
2,4,6-Tribromophenol (Surrogate)	BRI1663	Matrix Spike	0809520-90	ND	82.300	80.000	ug/L		103		38 - 142
		Matrix Spike Duplicate	0809520-90	ND	89.620	80.000	ug/L		112		38 - 142
p-Terphenyl-d14 (Surrogate)	BRI1663	Matrix Spike	0809520-90	ND	37.990	40.000	ug/L		95.0		48 - 148
		Matrix Spike Duplicate	0809520-90	ND	41.960	40.000	ug/L		105		48 - 148

The results in this report apply to the samples analyzed in accordance with the chain of custody document. This analytical report must be reproduced in its entirety. All results listed in this report are for the exclusive use of the submitting party. BC Laboratories, Inc. assumes no responsibility for report alteration, separation, detachment or third party interpretation.

4100 Atlas Court Bakersfield, CA 93308 (661) 327-4911 FAX (661) 327-1918 www.bclabs.com
Certifications: California - ELAP Certification Number 1186; Nevada Administrative Code - NAC-445A



TRC
21 Technology Drive
Irvine, CA 92618

Project: 4625
Project Number: [none]
Project Manager: Anju Farfan

Reported: 10/01/2008 14:26

Total Petroleum Hydrocarbons Quality Control Report - Precision & Accuracy

Constituent	Batch ID	QC Sample Type	Source Sample ID	Source Result	Result	Spike Added	Units	RPD	Control Limits			
									Percent Recovery	RPD	Percent Recovery	Lab Quals
Diesel Range Organics (C12 - C24)	BRI1664	Matrix Spike	0809520-94	13.595	407.86	500.00	ug/L		78.9		36 - 130	
		Matrix Spike Duplicate	0809520-94	13.595	476.33	500.00	ug/L	15.9	92.5	30	36 - 130	
Tetracosane (Surrogate)	BRI1664	Matrix Spike	0809520-94	ND	19.374	20.000	ug/L		96.9		28 - 139	
		Matrix Spike Duplicate	0809520-94	ND	19.849	20.000	ug/L		99.2		28 - 139	



TRC
21 Technology Drive
Irvine, CA 92618

Project: 4625
Project Number: [none]
Project Manager: Anju Farfan

Reported: 10/01/2008 14:26


EPA Method 1664

Quality Control Report - Precision & Accuracy

Constituent	Batch ID	QC Sample Type	Source Sample ID	Source Result	Result	Spike Added	Units	RPD	Percent Recovery	Control Limits		Lab Quals
										RPD	Percent Recovery	
Oil and Grease	BR11419	Duplicate	0812335-02	1.8500	ND		mg/L			18		Q01
		Matrix Spike	0812335-02	1.8500	33.700	38.300	mg/L		83.2		78 - 114	
		Matrix Spike Duplicate	0812335-02	1.8500	36.000	38.300	mg/L	7.0	89.2	18	78 - 114	

The results in this report apply to the samples analyzed in accordance with the chain of custody document. This analytical report must be reproduced in its entirety.
All results listed in this report are for the exclusive use of the submitting party. BC Laboratories, Inc. assumes no responsibility for report alteration, separation, detachment or third party interpretation.

4100 Atlas Court Bakersfield, CA 93308 (661) 327-4911 FAX (661) 327-1918 www.bclabs.com
Certifications: California - ELAP Certification Number 1186; Nevada Administrative Code - NAC-445A




TRC 21 Technology Drive Irvine, CA 92618	Project: 4625 Project Number: [none] Project Manager: Anju Farfan	Reported: 10/01/2008 14:26
--	---	----------------------------

Water Analysis (Metals)

Quality Control Report - Precision & Accuracy

Constituent	Batch ID	QC Sample Type	Source Sample ID	Source Result	Result	Spike Added	Units	RPD	Percent Recovery	Control Limits		Lab Quals
										RPD	Percent Recovery	
Total Chromium	BRI1243	Duplicate	0812265-01	19.964	28.782		ug/L	36.2		20		A02
		Matrix Spike	0812265-01	19.964	292.21	200.00	ug/L		136		75 - 125	Q03
		Matrix Spike Duplicate	0812265-01	19.964	299.51	200.00	ug/L	2.9	140	20	75 - 125	Q03



TRC
21 Technology Drive
Irvine, CA 92618

Project: 4625
Project Number: [none]
Project Manager: Anju Farfan

Reported: 10/01/2008 14:26

Volatile Organic Analysis (EPA Method 8260)

Quality Control Report - Laboratory Control Sample

Constituent	Batch ID	QC Sample ID	QC Type	Result	Spike Level	PQL	Units	Percent Recovery	RPD	Control Limits		Lab Quats
										Percent Recovery	RPD	
Benzene	BRI1152	BRI1152-BS1	LCS	27.590	25.000	0.50	ug/L	110		70 - 130		
Bromodichloromethane	BRI1152	BRI1152-BS1	LCS	24.520	25.000	0.50	ug/L	98.1		70 - 130		
Chlorobenzene	BRI1152	BRI1152-BS1	LCS	25.210	25.000	0.50	ug/L	101		70 - 130		
Chloroethane	BRI1152	BRI1152-BS1	LCS	26.560	25.000	0.50	ug/L	106		70 - 130		
1,4-Dichlorobenzene	BRI1152	BRI1152-BS1	LCS	23.360	25.000	0.50	ug/L	93.4		70 - 130		
1,1-Dichloroethane	BRI1152	BRI1152-BS1	LCS	25.560	25.000	0.50	ug/L	102		70 - 130		
1,1-Dichloroethene	BRI1152	BRI1152-BS1	LCS	25.590	25.000	0.50	ug/L	102		70 - 130		
Toluene	BRI1152	BRI1152-BS1	LCS	25.270	25.000	0.50	ug/L	101		70 - 130		
Trichloroethene	BRI1152	BRI1152-BS1	LCS	24.900	25.000	0.50	ug/L	99.6		70 - 130		
1,2-Dichloroethane-d4 (Surrogate)	BRI1152	BRI1152-BS1	LCS	9.4200	10.000		ug/L	94.2		76 - 114		
Toluene-d8 (Surrogate)	BRI1152	BRI1152-BS1	LCS	10.110	10.000		ug/L	101		88 - 110		
4-Bromofluorobenzene (Surrogate)	BRI1152	BRI1152-BS1	LCS	9.3400	10.000		ug/L	93.4		86 - 115		

The results in this report apply to the samples analyzed in accordance with the chain of custody document. This analytical report must be reproduced in its entirety.
All results listed in this report are for the exclusive use of the submitting party. BC Laboratories, Inc. assumes no responsibility for report alteration, separation, detachment or third party interpretation.



TRC
21 Technology Drive
Irvine, CA 92618

Project: 4625
Project Number: [none]
Project Manager: Anju Farfan

Reported: 10/01/2008 14:26

Base Neutral and Acid Extractables Organic Analysis (EPA Method 8270C)

Quality Control Report - Laboratory Control Sample

Constituent	Batch ID	QC Sample ID	QC Type	Result	Spike Level	PQL	Units	Percent Recovery	RPD	Control Limits		Lab Quals
										Percent Recovery	RPD	
Acenaphthene	BRI1663	BRI1663-BS1	LCS	57.703	50.000	2.0	ug/L	115		62 - 134		
1,4-Dichlorobenzene	BRI1663	BRI1663-BS1	LCS	40.666	50.000	2.0	ug/L	81.3		49 - 116		
2,4-Dinitrotoluene	BRI1663	BRI1663-BS1	LCS	49.509	50.000	2.0	ug/L	99.0		45 - 141		
Hexachlorobenzene	BRI1663	BRI1663-BS1	LCS	53.427	50.000	2.0	ug/L	107		46 - 135		
Hexachlorobutadiene	BRI1663	BRI1663-BS1	LCS	35.232	50.000	2.0	ug/L	70.5		30 - 116		
Hexachloroethane	BRI1663	BRI1663-BS1	LCS	35.127	50.000	2.0	ug/L	70.3		36 - 115		
Nitrobenzene	BRI1663	BRI1663-BS1	LCS	44.476	50.000	2.0	ug/L	89.0		51 - 118		
N-Nitrosodi-N-propylamine	BRI1663	BRI1663-BS1	LCS	40.379	50.000	2.0	ug/L	80.8		36 - 114		
Pyrene	BRI1663	BRI1663-BS1	LCS	50.746	50.000	2.0	ug/L	101		4 - 195		
1,2,4-Trichlorobenzene	BRI1663	BRI1663-BS1	LCS	40.982	50.000	2.0	ug/L	82.0		46 - 118		
4-Chloro-3-methylphenol	BRI1663	BRI1663-BS1	LCS	55.082	50.000	5.0	ug/L	110		3 - 180		
2-Chlorophenol	BRI1663	BRI1663-BS1	LCS	41.899	50.000	2.0	ug/L	83.8		43 - 128		
2-Methylphenol	BRI1663	BRI1663-BS1	LCS	41.204	50.000	2.0	ug/L	82.4		19 - 126		
3- & 4-Methylphenol	BRI1663	BRI1663-BS1	LCS	65.506	50.000	2.0	ug/L	131		17 - 216		
4-Nitrophenol	BRI1663	BRI1663-BS1	LCS	23.251	50.000	2.0	ug/L	46.5		0 - 113		
Pentachlorophenol	BRI1663	BRI1663-BS1	LCS	51.455	50.000	10	ug/L	103		14 - 167		
Phenol	BRI1663	BRI1663-BS1	LCS	19.888	50.000	2.0	ug/L	39.8		0 - 89		
2,4,6-Trichlorophenol	BRI1663	BRI1663-BS1	LCS	50.969	50.000	5.0	ug/L	102		50 - 137		
2-Fluorophenol (Surrogate)	BRI1663	BRI1663-BS1	LCS	54.050	80.000		ug/L	67.6		28 - 93		
Phenol-d5 (Surrogate)	BRI1663	BRI1663-BS1	LCS	34.970	80.000		ug/L	43.7		0 - 82		
Nitrobenzene-d5 (Surrogate)	BRI1663	BRI1663-BS1	LCS	76.080	80.000		ug/L	95.1		53 - 116		
2-Fluorobiphenyl (Surrogate)	BRI1663	BRI1663-BS1	LCS	79.510	80.000		ug/L	99.4		23 - 157		
2,4,6-Tribromophenol (Surrogate)	BRI1663	BRI1663-BS1	LCS	93.090	80.000		ug/L	116		38 - 142		

The results in this report apply to the samples analyzed in accordance with the chain of custody document. This analytical report must be reproduced in its entirety.
All results listed in this report are for the exclusive use of the submitting party. BC Laboratories, Inc. assumes no responsibility for report alteration, separation, detachment or third party interpretation.
4100 Atlas Court Bakersfield, CA 93308 (661) 327-4911 FAX (661) 327-1918 www.bclabs.com
Certifications: California - ELAP Certification Number 1186; Nevada Administrative Code - NAC-445A



TRC
21 Technology Drive
Irvine, CA 92618

Project: 4625
Project Number: [none]
Project Manager: Anju Farfan

Reported: 10/01/2008 14:26

Base Neutral and Acid Extractables Organic Analysis (EPA Method 8270C)

Quality Control Report - Laboratory Control Sample

Constituent	Batch ID	QC Sample ID	QC Type	Result	Spike Level	PQL	Units	Percent Recovery	RPD	Control Limits		Lab Quals
										Percent Recovery	RPD	
p-Terphenyl-d14 (Surrogate)	BRI1663	BRI1663-BS1	LCS	43.280	40.000		ug/L	108		48 - 148		

The results in this report apply to the samples analyzed in accordance with the chain of custody document. This analytical report must be reproduced in its entirety.
All results listed in this report are for the exclusive use of the submitting party. BC Laboratories, Inc. assumes no responsibility for report alteration, separation, detachment or third party interpretation.

4100 Atlas Court Bakersfield, CA 93308 (661) 327-4911 FAX (661) 327-1918 www.bclabs.com
Certifications: California - ELAP Certification Number 1186; Nevada Administrative Code - NAC-445A



TRC
21 Technology Drive
Irvine, CA 92618

Project: 4625
Project Number: [none]
Project Manager: Anju Farfan

Reported: 10/01/2008 14:26

Total Petroleum Hydrocarbons

Quality Control Report - Laboratory Control Sample

Constituent	Batch ID	QC Sample ID	QC Type	Result	Spike Level	PQL	Units	Percent Recovery	RPD	Control Limits		Lab Quals
										Percent Recovery	RPD	
Diesel Range Organics (C12 - C24)	BRI1664	BRI1664-BS1	LCS	449.24	500.00	50	ug/L	89.8		48 - 125		
Tetracosane (Surrogate)	BRI1664	BRI1664-BS1	LCS	18.078	20.000		ug/L	90.4		28 - 139		



TRC
21 Technology Drive
Irvine, CA 92618

Project: 4625
Project Number: [none]
Project Manager: Anju Farfan

Reported: 10/01/2008 14:26

EPA Method 1664

Quality Control Report - Laboratory Control Sample

Constituent	Batch ID	QC Sample ID	QC Type	Result	Spike Level	PQL	Units	Percent Recovery	RPD	Control Limits		Lab Quals
										Percent Recovery	RPD	
Oil and Grease	BRI1419	BRI1419-BS1	LCS	36.950	38.300	5.0	mg/L	96.5		78 - 114		

The results in this report apply to the samples analyzed in accordance with the chain of custody document. This analytical report must be reproduced in its entirety.
All results listed in this report are for the exclusive use of the submitting party. BC Laboratories, Inc. assumes no responsibility for report alteration, separation, detachment or third party interpretation.

4100 Atlas Court Bakersfield, CA 93308 (661) 327-4911 FAX (661) 327-1918 www.bclabs.com
Certifications: California - ELAP Certification Number 1186; Nevada Administrative Code - NAC-445A



TRC
21 Technology Drive
Irvine, CA 92618

Project: 4625
Project Number: [none]
Project Manager: Anju Farfan

Reported: 10/01/2008 14:26

Water Analysis (Metals)

Quality Control Report - Laboratory Control Sample

Constituent	Batch ID	QC Sample ID	QC Type	Result	Spike Level	PQL	Units	Percent Recovery	RPD	Control Limits		Lab Quals
										Percent Recovery	RPD	
Total Chromium	BRI1243	BRI1243-BS1	LCS	185.71	200.00	10	ug/L	92.9		85 - 115		



TRC
21 Technology Drive
Irvine, CA 92618

Project: 4625
Project Number: [none]
Project Manager: Anju Farfan

Reported: 10/01/2008 14:26

Volatile Organic Analysis (EPA Method 8260)

Quality Control Report - Method Blank Analysis


Constituent	Batch ID	QC Sample ID	MB Result	Units	PQL	MDL	Lab Quals
Benzene	BRI1152	BRI1152-BLK1	ND	ug/L	0.50		
Bromobenzene	BRI1152	BRI1152-BLK1	ND	ug/L	0.50		
Bromochloromethane	BRI1152	BRI1152-BLK1	ND	ug/L	0.50		
Bromodichloromethane	BRI1152	BRI1152-BLK1	ND	ug/L	0.50		
Bromoform	BRI1152	BRI1152-BLK1	ND	ug/L	0.50		
Bromomethane	BRI1152	BRI1152-BLK1	ND	ug/L	1.0		
n-Butylbenzene	BRI1152	BRI1152-BLK1	ND	ug/L	0.50		
sec-Butylbenzene	BRI1152	BRI1152-BLK1	ND	ug/L	0.50		
tert-Butylbenzene	BRI1152	BRI1152-BLK1	ND	ug/L	0.50		
Carbon tetrachloride	BRI1152	BRI1152-BLK1	ND	ug/L	0.50		
Chlorobenzene	BRI1152	BRI1152-BLK1	ND	ug/L	0.50		
Chloroethane	BRI1152	BRI1152-BLK1	ND	ug/L	0.50		
Chloroform	BRI1152	BRI1152-BLK1	ND	ug/L	0.50		
Chloromethane	BRI1152	BRI1152-BLK1	ND	ug/L	0.50		
2-Chlorotoluene	BRI1152	BRI1152-BLK1	ND	ug/L	0.50		
4-Chlorotoluene	BRI1152	BRI1152-BLK1	ND	ug/L	0.50		
Dibromochloromethane	BRI1152	BRI1152-BLK1	ND	ug/L	0.50		
1,2-Dibromo-3-chloropropane	BRI1152	BRI1152-BLK1	ND	ug/L	1.0		
1,2-Dibromoethane	BRI1152	BRI1152-BLK1	ND	ug/L	0.50		
Dibromomethane	BRI1152	BRI1152-BLK1	ND	ug/L	0.50		
1,2-Dichlorobenzene	BRI1152	BRI1152-BLK1	ND	ug/L	0.50		
1,3-Dichlorobenzene	BRI1152	BRI1152-BLK1	ND	ug/L	0.50		
1,4-Dichlorobenzene	BRI1152	BRI1152-BLK1	ND	ug/L	0.50		
Dichlorodifluoromethane	BRI1152	BRI1152-BLK1	ND	ug/L	0.50		

The results in this report apply to the samples analyzed in accordance with the chain of custody document. This analytical report must be reproduced in its entirety.

All results listed in this report are for the exclusive use of the submitting party. BC Laboratories, Inc. assumes no responsibility for report alteration, separation, detachment or third party interpretation.

4100 Atlas Court Bakersfield, CA 93308 (661) 327-4911 FAX (661) 327-1918 www.bclabs.com

Certifications: California - ELAP Certification Number 1186; Nevada Administrative Code - NAC-445A



TRC
21 Technology Drive
Irvine, CA 92618

Project: 4625
Project Number: [none]
Project Manager: Anju Farfan

Reported: 10/01/2008 14:26

Volatile Organic Analysis (EPA Method 8260)

Quality Control Report - Method Blank Analysis

Constituent	Batch ID	QC Sample ID	MB Result	Units	PQL	MDL	Lab Quals
1,1-Dichloroethane	BRI1152	BRI1152-BLK1	ND	ug/L	0.50		
1,2-Dichloroethane	BRI1152	BRI1152-BLK1	ND	ug/L	0.50		
1,1-Dichloroethene	BRI1152	BRI1152-BLK1	ND	ug/L	0.50		
cis-1,2-Dichloroethene	BRI1152	BRI1152-BLK1	ND	ug/L	0.50		
trans-1,2-Dichloroethene	BRI1152	BRI1152-BLK1	ND	ug/L	0.50		
Total 1,2-Dichloroethene	BRI1152	BRI1152-BLK1	ND	ug/L	1.0		
1,2-Dichloropropane	BRI1152	BRI1152-BLK1	ND	ug/L	0.50		
1,3-Dichloropropane	BRI1152	BRI1152-BLK1	ND	ug/L	0.50		
2,2-Dichloropropane	BRI1152	BRI1152-BLK1	ND	ug/L	0.50		
1,1-Dichloropropene	BRI1152	BRI1152-BLK1	ND	ug/L	0.50		
cis-1,3-Dichloropropene	BRI1152	BRI1152-BLK1	ND	ug/L	0.50		
trans-1,3-Dichloropropene	BRI1152	BRI1152-BLK1	ND	ug/L	0.50		
Total 1,3-Dichloropropene	BRI1152	BRI1152-BLK1	ND	ug/L	1.0		
Ethylbenzene	BRI1152	BRI1152-BLK1	ND	ug/L	0.50		
Hexachlorobutadiene	BRI1152	BRI1152-BLK1	ND	ug/L	0.50		
Isopropylbenzene	BRI1152	BRI1152-BLK1	ND	ug/L	0.50		
p-Isopropyltoluene	BRI1152	BRI1152-BLK1	ND	ug/L	0.50		
Methylene chloride	BRI1152	BRI1152-BLK1	ND	ug/L	1.0		
Methyl t-butyl ether	BRI1152	BRI1152-BLK1	ND	ug/L	0.50		
Naphthalene	BRI1152	BRI1152-BLK1	ND	ug/L	0.50		
n-Propylbenzene	BRI1152	BRI1152-BLK1	ND	ug/L	0.50		
Styrene	BRI1152	BRI1152-BLK1	ND	ug/L	0.50		
1,1,1,2-Tetrachloroethane	BRI1152	BRI1152-BLK1	ND	ug/L	0.50		
1,1,2,2-Tetrachloroethane	BRI1152	BRI1152-BLK1	ND	ug/L	0.50		

The results in this report apply to the samples analyzed in accordance with the chain of custody document. This analytical report must be reproduced in its entirety.
 All results listed in this report are for the exclusive use of the submitting party. BC Laboratories, Inc. assumes no responsibility for report alteration, separation, detachment or third party interpretation.
 4100 Atlas Court Bakersfield, CA 93308 (661) 327-4911 FAX (661) 327-1918 www.bclabs.com
 Certifications: California - ELAP Certification Number 1186; Nevada Administrative Code - NAC-445A



TRC
21 Technology Drive
Irvine, CA 92618

Project: 4625
Project Number: [none]
Project Manager: Anju Farfan

Reported: 10/01/2008 14:26


Volatile Organic Analysis (EPA Method 8260)

Quality Control Report - Method Blank Analysis

Constituent	Batch ID	QC Sample ID	MB Result	Units	PQL	MDL	Lab Quals
Tetrachloroethene	BRI1152	BRI1152-BLK1	ND	ug/L	0.50		
Toluene	BRI1152	BRI1152-BLK1	ND	ug/L	0.50		
1,2,3-Trichlorobenzene	BRI1152	BRI1152-BLK1	ND	ug/L	0.50		
1,2,4-Trichlorobenzene	BRI1152	BRI1152-BLK1	ND	ug/L	0.50		
1,1,1-Trichloroethane	BRI1152	BRI1152-BLK1	ND	ug/L	0.50		
1,1,2-Trichloroethane	BRI1152	BRI1152-BLK1	ND	ug/L	0.50		
Trichloroethene	BRI1152	BRI1152-BLK1	ND	ug/L	0.50		
Trichlorofluoromethane	BRI1152	BRI1152-BLK1	ND	ug/L	0.50		
1,2,3-Trichloropropane	BRI1152	BRI1152-BLK1	ND	ug/L	1.0		
1,1,2-Trichloro-1,2,2-trifluoroethane	BRI1152	BRI1152-BLK1	ND	ug/L	0.50		
1,2,4-Trimethylbenzene	BRI1152	BRI1152-BLK1	ND	ug/L	0.50		
1,3,5-Trimethylbenzene	BRI1152	BRI1152-BLK1	ND	ug/L	0.50		
Vinyl chloride	BRI1152	BRI1152-BLK1	ND	ug/L	0.50		
Total Xylenes	BRI1152	BRI1152-BLK1	ND	ug/L	1.0		
t-Amyl Methyl ether	BRI1152	BRI1152-BLK1	ND	ug/L	0.50		
t-Butyl alcohol	BRI1152	BRI1152-BLK1	ND	ug/L	10		
Diisopropyl ether	BRI1152	BRI1152-BLK1	ND	ug/L	0.50		
Ethanol	BRI1152	BRI1152-BLK1	ND	ug/L	250		
Ethyl t-butyl ether	BRI1152	BRI1152-BLK1	ND	ug/L	0.50		
Total Purgeable Petroleum Hydrocarbons	BRI1152	BRI1152-BLK1	ND	ug/L	50		
1,2-Dichloroethane-d4 (Surrogate)	BRI1152	BRI1152-BLK1	95.1	%	76 - 114 (LCL - UCL)		
Toluene-d8 (Surrogate)	BRI1152	BRI1152-BLK1	96.6	%	88 - 110 (LCL - UCL)		
4-Bromofluorobenzene (Surrogate)	BRI1152	BRI1152-BLK1	103	%	86 - 115 (LCL - UCL)		

The results in this report apply to the samples analyzed in accordance with the chain of custody document. This analytical report must be reproduced in its entirety. All results listed in this report are for the exclusive use of the submitting party. BC Laboratories, Inc. assumes no responsibility for report alteration, separation, detachment or third party interpretation.

4100 Atlas Court Bakersfield, CA 93308 (661) 327-4911 FAX (661) 327-1918 www.bclabs.com
Certifications: California - ELAP Certification Number 1186; Nevada Administrative Code - NAC-445A



TRC
21 Technology Drive
Irvine, CA 92618

Project: 4625
Project Number: [none]
Project Manager: Anju Farfan


Reported: 10/01/2008 14:26

Base Neutral and Acid Extractables Organic Analysis (EPA Method 8270C)

Quality Control Report - Method Blank Analysis

Constituent	Batch ID	QC Sample ID	MB Result	Units	PQL	MDL	Lab Quals
Acenaphthene	BRI1663	BRI1663-BLK1	ND	ug/L	2.0		
Acenaphthylene	BRI1663	BRI1663-BLK1	ND	ug/L	2.0		
Anthracene	BRI1663	BRI1663-BLK1	ND	ug/L	2.0		
Benzo[a]anthracene	BRI1663	BRI1663-BLK1	ND	ug/L	2.0		
Benzo[b]fluoranthene	BRI1663	BRI1663-BLK1	ND	ug/L	2.0		
Benzo[k]fluoranthene	BRI1663	BRI1663-BLK1	ND	ug/L	2.0		
Benzo[a]pyrene	BRI1663	BRI1663-BLK1	ND	ug/L	2.0		
Benzo[g,h,i]perylene	BRI1663	BRI1663-BLK1	ND	ug/L	2.0		
Benzoic acid	BRI1663	BRI1663-BLK1	ND	ug/L	10		
Benzyl alcohol	BRI1663	BRI1663-BLK1	ND	ug/L	2.0		
Benzyl butyl phthalate	BRI1663	BRI1663-BLK1	ND	ug/L	2.0		
bis(2-Chloroethoxy)methane	BRI1663	BRI1663-BLK1	ND	ug/L	2.0		
bis(2-Chloroethyl) ether	BRI1663	BRI1663-BLK1	ND	ug/L	2.0		
bis(2-Chloroisopropyl)ether	BRI1663	BRI1663-BLK1	ND	ug/L	2.0		
bis(2-Ethylhexyl)phthalate	BRI1663	BRI1663-BLK1	ND	ug/L	4.0		
4-Bromophenyl phenyl ether	BRI1663	BRI1663-BLK1	ND	ug/L	2.0		
4-Chloroaniline	BRI1663	BRI1663-BLK1	ND	ug/L	2.0		
2-Chloronaphthalene	BRI1663	BRI1663-BLK1	ND	ug/L	2.0		
4-Chlorophenyl phenyl ether	BRI1663	BRI1663-BLK1	ND	ug/L	2.0		
Chrysene	BRI1663	BRI1663-BLK1	ND	ug/L	2.0		
Dibenzo[a,h]anthracene	BRI1663	BRI1663-BLK1	ND	ug/L	3.0		
Dibenzofuran	BRI1663	BRI1663-BLK1	ND	ug/L	2.0		
1,2-Dichlorobenzene	BRI1663	BRI1663-BLK1	ND	ug/L	2.0		
1,3-Dichlorobenzene	BRI1663	BRI1663-BLK1	ND	ug/L	2.0		

The results in this report apply to the samples analyzed in accordance with the chain of custody document. This analytical report must be reproduced in its entirety.
All results listed in this report are for the exclusive use of the submitting party. BC Laboratories, Inc. assumes no responsibility for report alteration, separation, detachment or third party interpretation.
4100 Atlas Court Bakersfield, CA 93308 (661) 327-4911 FAX (661) 327-1918 www.bclabs.com
Certifications: California - ELAP Certification Number 1186; Nevada Administrative Code - NAC-445A



TRC
21 Technology Drive
Irvine, CA 92618

Project: 4625
Project Number: [none]
Project Manager: Anju Farfan

Reported: 10/01/2008 14:26

Base Neutral and Acid Extractables Organic Analysis (EPA Method 8270C)

Quality Control Report - Method Blank Analysis

Constituent	Batch ID	QC Sample ID	MB Result	Units	PQL	MDL	Lab Quals
1,4-Dichlorobenzene	BRI1663	BRI1663-BLK1	ND	ug/L	2.0		
3,3-Dichlorobenzidine	BRI1663	BRI1663-BLK1	ND	ug/L	10		
Diethyl phthalate	BRI1663	BRI1663-BLK1	ND	ug/L	2.0		
Dimethyl phthalate	BRI1663	BRI1663-BLK1	ND	ug/L	2.0		
Di-n-butyl phthalate	BRI1663	BRI1663-BLK1	ND	ug/L	2.0		
2,4-Dinitrotoluene	BRI1663	BRI1663-BLK1	ND	ug/L	2.0		
2,6-Dinitrotoluene	BRI1663	BRI1663-BLK1	ND	ug/L	2.0		
Di-n-octyl phthalate	BRI1663	BRI1663-BLK1	ND	ug/L	2.0		
Fluoranthene	BRI1663	BRI1663-BLK1	ND	ug/L	2.0		
Fluorene	BRI1663	BRI1663-BLK1	ND	ug/L	2.0		
Hexachlorobenzene	BRI1663	BRI1663-BLK1	ND	ug/L	2.0		
Hexachlorobutadiene	BRI1663	BRI1663-BLK1	ND	ug/L	2.0		
Hexachlorocyclopentadiene	BRI1663	BRI1663-BLK1	ND	ug/L	2.0		
Hexachloroethane	BRI1663	BRI1663-BLK1	ND	ug/L	2.0		
Indeno[1,2,3-cd]pyrene	BRI1663	BRI1663-BLK1	ND	ug/L	2.0		
Isophorone	BRI1663	BRI1663-BLK1	ND	ug/L	2.0		
2-Methylnaphthalene	BRI1663	BRI1663-BLK1	ND	ug/L	2.0		
Naphthalene	BRI1663	BRI1663-BLK1	ND	ug/L	2.0		
2-Nitroaniline	BRI1663	BRI1663-BLK1	ND	ug/L	2.0		
3-Nitroaniline	BRI1663	BRI1663-BLK1	ND	ug/L	2.0		
4-Nitroaniline	BRI1663	BRI1663-BLK1	ND	ug/L	5.0		
Nitrobenzene	BRI1663	BRI1663-BLK1	ND	ug/L	2.0		
N-Nitrosodi-N-propylamine	BRI1663	BRI1663-BLK1	ND	ug/L	2.0		
N-Nitrosodiphenylamine	BRI1663	BRI1663-BLK1	ND	ug/L	2.0		

The results in this report apply to the samples analyzed in accordance with the chain of custody document. This analytical report must be reproduced in its entirety.
All results listed in this report are for the exclusive use of the submitting party. BC Laboratories, Inc. assumes no responsibility for report alteration, separation, detachment or third party interpretation.

4100 Atlas Court Bakersfield, CA 93308 (661) 327-4911 FAX (661) 327-1918 www.bclabs.com
Certifications: California - ELAP Certification Number 1186; Nevada Administrative Code - NAC-445A



TRC
21 Technology Drive
Irvine, CA 92618

Project: 4625
Project Number: [none]
Project Manager: Anju Farfan

Reported: 10/01/2008 14:26

Base Neutral and Acid Extractables Organic Analysis (EPA Method 8270C)

Quality Control Report - Method Blank Analysis

Constituent	Batch ID	QC Sample ID	MB Result	Units	PQL	MDL	Lab Quais
Phenanthrene	BRI1663	BRI1663-BLK1	ND	ug/L	2.0		
Pyrene	BRI1663	BRI1663-BLK1	ND	ug/L	2.0		
1,2,4-Trichlorobenzene	BRI1663	BRI1663-BLK1	ND	ug/L	2.0		
4-Chloro-3-methylphenol	BRI1663	BRI1663-BLK1	ND	ug/L	5.0		
2-Chlorophenol	BRI1663	BRI1663-BLK1	ND	ug/L	2.0		
2,4-Dichlorophenol	BRI1663	BRI1663-BLK1	ND	ug/L	2.0		
2,4-Dimethylphenol	BRI1663	BRI1663-BLK1	ND	ug/L	2.0		
4,6-Dinitro-2-methylphenol	BRI1663	BRI1663-BLK1	ND	ug/L	10		
2,4-Dinitrophenol	BRI1663	BRI1663-BLK1	ND	ug/L	10		
2-Methylphenol	BRI1663	BRI1663-BLK1	ND	ug/L	2.0		
3- & 4-Methylphenol	BRI1663	BRI1663-BLK1	ND	ug/L	2.0		
2-Nitrophenol	BRI1663	BRI1663-BLK1	ND	ug/L	2.0		
4-Nitrophenol	BRI1663	BRI1663-BLK1	ND	ug/L	2.0		
Pentachlorophenol	BRI1663	BRI1663-BLK1	ND	ug/L	10		
Phenol	BRI1663	BRI1663-BLK1	ND	ug/L	2.0		
2,4,5-Trichlorophenol	BRI1663	BRI1663-BLK1	ND	ug/L	5.0		
2,4,6-Trichlorophenol	BRI1663	BRI1663-BLK1	ND	ug/L	5.0		
2-Fluorophenol (Surrogate)	BRI1663	BRI1663-BLK1	60.2	%	28 - 93 (LCL - UCL)		
Phenol-d5 (Surrogate)	BRI1663	BRI1663-BLK1	39.3	%	0 - 82 (LCL - UCL)		
Nitrobenzene-d5 (Surrogate)	BRI1663	BRI1663-BLK1	91.8	%	53 - 116 (LCL - UCL)		
2-Fluorobiphenyl (Surrogate)	BRI1663	BRI1663-BLK1	86.2	%	23 - 157 (LCL - UCL)		
2,4,6-Tribromophenol (Surrogate)	BRI1663	BRI1663-BLK1	91.1	%	38 - 142 (LCL - UCL)		
p-Terphenyl-d14 (Surrogate)	BRI1663	BRI1663-BLK1	92.9	%	48 - 148 (LCL - UCL)		

The results in this report apply to the samples analyzed in accordance with the chain of custody document. This analytical report must be reproduced in its entirety.
All results listed in this report are for the exclusive use of the submitting party. BC Laboratories, Inc. assumes no responsibility for report alteration, separation, detachment or third party interpretation.

4100 Atlas Court Bakersfield, CA 93308 (661) 327-4911 FAX (661) 327-1918 www.bclabs.com
Certifications: California - ELAP Certification Number 1186; Nevada Administrative Code - NAC-445A



TRC
21 Technology Drive
Irvine, CA 92618

Project: 4625
Project Number: [none]
Project Manager: Anju Farfan

Reported: 10/01/2008 14:26


Total Petroleum Hydrocarbons

Quality Control Report - Method Blank Analysis

Constituent	Batch ID	QC Sample ID	MB Result	Units	PQL	MDL	Lab Quals
Diesel Range Organics (C12 - C24)	BRI1664	BRI1664-BLK1	ND	ug/L	50		
Tetracosane (Surrogate)	BRI1664	BRI1664-BLK1	110	%	28 - 139 (LCL - UCL)		

The results in this report apply to the samples analyzed in accordance with the chain of custody document. This analytical report must be reproduced in its entirety.
All results listed in this report are for the exclusive use of the submitting party. BC Laboratories, Inc. assumes no responsibility for report alteration, separation, detachment or third party interpretation.

4100 Atlas Court Bakersfield, CA 93308 (661) 327-4911 FAX (661) 327-1918 www.bclabs.com
Certifications: California - ELAP Certification Number 1186; Nevada Administrative Code - NAC-445A



TRC
21 Technology Drive
Irvine, CA 92618

Project: 4625
Project Number: [none]
Project Manager: Anju Farfan

Reported: 10/01/2008 14:26

EPA Method 1664

Quality Control Report - Method Blank Analysis

Constituent	Batch ID	QC Sample ID	MB Result	Units	PQL	MDL	Lab Quais
Oil and Grease	BRI1419	BRI1419-BLK1	ND	mg/L	5.0		



Laboratories, Inc.

Environmental Testing Laboratory Since 1949

TRC
21 Technology Drive
Irvine, CA 92618

Project: 4625
Project Number: [none]
Project Manager: Anju Farfan

Reported: 10/01/2008 14:26


Water Analysis (Metals)

Quality Control Report - Method Blank Analysis

Constituent	Batch ID	QC Sample ID	MB Result	Units	PQL	MDL	Lab Quals
Total Chromium	BRI1243	BRI1243-BLK1	ND	ug/L	10		

The results in this report apply to the samples analyzed in accordance with the chain of custody document. This analytical report must be reproduced in its entirety.
All results listed in this report are for the exclusive use of the submitting party. BC Laboratories, Inc. assumes no responsibility for report alteration, separation, detachment or third party interpretation.

4100 Atlas Court Bakersfield, CA 93308 (661) 327-4911 FAX (661) 327-1918 www.bclabs.com
Certifications: California - ELAP Certification Number 1186; Nevada Administrative Code - NAC-445A



TRC
21 Technology Drive
Irvine, CA 92618

Project: 4625
Project Number: [none]
Project Manager: Anju Farfan

Reported: 10/01/2008 14:26

Notes And Definitions

- MDL Method Detection Limit
- ND Analyte Not Detected at or above the reporting limit
- PQL Practical Quantitation Limit
- RPD Relative Percent Difference
- A01 PQL's and MDL's are raised due to sample dilution.
- A02 The difference between duplicate readings is less than the PQL.
- Q01 Sample precision is not within the control limits.
- Q03 Matrix spike recovery(s) is(are) not within the control limits.
- S09 The surrogate recovery on the sample for this compound was not within the control limits.

Submission #: 08-12202

SHIPPING INFORMATION

Federal Express UPS Hand Delivery BC Lab Field Service Other (Specify) _____

SHIPPING CONTAINER

Ice Chest None Box Other (Specify) _____

Refrigerant: Ice Blue Ice None Other Comments: _____

Custody Seals Ice Chest Container None Comments: _____

All samples received? Yes No All samples containers intact? Yes No Description(s) match COC? Yes No

COC Received

YES NO

Emissivity: 0.97 Container: QTA Thermometer ID: 48

Temperature: A 4.4 °C / C 3.4 °C

Date/Time 2205 09-15-08

Analyst Init PAA

SAMPLE CONTAINERS	SAMPLE NUMBERS									
	1	2	3	4	5	6	7	8	9	10
QT GENERAL MINERAL/ GENERAL PHYSICAL										
PT PE UNPRESERVED										
QT INORGANIC CHEMICAL METALS										
PT INORGANIC CHEMICAL METALS										
PT CYANIDE										
PT NITROGEN FORMS										
PT TOTAL SULFIDE										
2oz NITRATE / NITRITE										
PT TOTAL ORGANIC CARBON										
PT TOX										
PT CHEMICAL OXYGEN DEMAND										
PIA PHENOLICS										
40ml VOA VIAL TRAVEL BLANK										
40ml VOA VIAL										
QT EPA 413.1, 413.2, 418.1		A3	A3	A3	A3	A3	A3	A3	A3	A3
PT ODOR										
RADIOLOGICAL										
BACTERIOLOGICAL										
40 ml VOA VIAL- 504										
QT EPA 508/608/8080										
QT EPA 515.1/8150										
QT EPA 525										
QT EPA 525 TRAVEL BLANK										
100ml EPA 547										
100ml EPA 531.1										
QT EPA 548										
QT EPA 549										
QT EPA 632										
QT EPA 8015M										
QT AMBER										
8 OZ. JAR										
32 OZ. JAR										
SOIL SLEEVE										
PCB VIAL										
PLASTIC BAG										
FERROUS IRON										
ENCORE										

Comments: Received 2 vials from - 4 broken. Sample Numbering Completed By: JNW Date/Time: 9/15/08 2350

A = Actual / C = Corrected

Submission #: 08-12202

SHIPPING INFORMATION

Federal Express UPS Hand Delivery BC Lab Field Service Other (Specify) _____

SHIPPING CONTAINER

Ice Chest None Box Other (Specify) _____

Refrigerant: Ice Blue Ice None Other Comments: _____

Custody Seals Ice Chest Containers None Comments: _____

All samples received? Yes No All samples containers intact? Yes No Description(s) match COC? Yes No

COC Received YES NO

Emissivity: 0.97 Container: OXA Thermometer ID: 48

Date/Time 09-15-08

Temperature: A 2.4 °C / C 1.4 °C

Analyst Init PLK

SAMPLE CONTAINERS	SAMPLE NUMBERS									
	1	2	3	4	5	6	7	8	9	10
QT GENERAL MINERAL/ GENERAL PHYSICAL										
PT PE UNPRESERVED										
QT INORGANIC CHEMICAL METALS										
PT INORGANIC CHEMICAL METALS						B				
PT CYANIDE										
PT NITROGEN FORMS										
PT TOTAL SULFIDE										
2oz. NITRATE / NITRITE										
PT TOTAL ORGANIC CARBON										
PT TOX										
PT CHEMICAL OXYGEN DEMAND										
PIA PHENOLICS										
40ml VOA VIAL TRAVEL BLANK										
40ml VOA VIAL										
QT EPA 413.1, 413.2, 418.1 OAG						C				
PT ODOR										
RADIOLOGICAL										
BACTERIOLOGICAL										
40 ml VOA VIAL- 504										
QT EPA 508/608/8080										
QT EPA 515.1/8150										
QT EPA 525										
QT EPA 525 TRAVEL BLANK										
100ml EPA 547										
100ml EPA 531.1										
QT EPA 548										
QT EPA 549										
QT EPA 632										
QT EPA 8015M										
QT AMBER										
8 OZ. JAR										
32 OZ. JAR										
SOIL SLEEVE										
PCB VIAL										
PLASTIC BAG										
FERROUS IRON										
ENCORE										

Comments: Sample Numbering Completed By: JON

Date/Time: 9/15/08 0850

A = Actual / C = Corrected

BC LABORATORIES, INC.

4100 Atlas Court Bakersfield, CA 93308
(661) 327-4911 FAX (661) 327-1918

CHAIN OF CUSTODY

				Analysis Requested										
Bill to: Conoco Phillips/ TRC		Consultant Firm: TRC		MATRIX (GW) Ground-water (S) Soil (WW) Waste-water (SL) Sludge	BTEX/MTBE by 8021B, Gas by 8015 MTBE BTEX/MTBE by 8260B	TPH DIESEL by 8015	8260 full list w/ oxygenates	BTEX/MTBE/OXYS BY 8260B	ETHANOL by 8260B	TPH - G by GC/MS	EPEDE by 8260B	SVOCs by 8260, TOG, Total Chromium	Full Scan 8260B including OXS	Turnaround Time Requested
Address: 3070 Fruitvale Ave		21 Technology Drive Irvine, CA 92618-2302 Attn: Anju Farfan												
City: Oakland		4-digit site#: 4625												
State: CA Zip:		Workorder #: 01285-4509118527												
Conoco Phillips Mgr: Terry Grayson		Project #: 154771												
Sampler Name: Andrew Valdes														
Lab#	Sample Description	Field Point Name	Date & Time Sampled											
-1	MW-9		09/15/08 0802	GW				X	X	X	X			STD
-2	MW-8		0824					X			X			
-3	MW-1		1048		X									
-4	MW-2		0858		X									
-5	MW-4		1125		X									
-6	MW-3		0934			X						X		
-7	MW-7		1208					X			X			
-8	MW-6		1100					X			X			

Comments: Run 8 OXS by 8260 on all 8260 MTBE kits GLOBAL ID: T0600102154	Relinquished by: (Signature) <i>[Signature]</i>	Received by: <i>Ros Wiskey</i>	Date & Time 9/15/08 1600
	Relinquished by: (Signature) <i>Ros Wiskey 9/15/08</i>	Received by: <i>Riley</i>	Date & Time 9-15-08 1815
	Relinquished by: (Signature) <i>Riley 9-15-08 2200</i>	Received by: <i>[Signature]</i>	Date & Time 9-15-08 2200

BC LABORATORIES, INC.

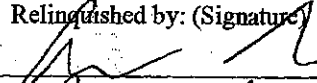
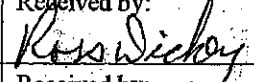
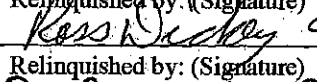
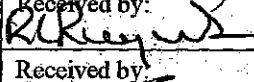

4100 Atlas Court Bakersfield, CA 93308
(661) 327-4911 FAX (661) 327-1918

CHAIN OF CUSTODY

Analysis Requested

Bill to: Conoco Phillips/ TRC		Consultant Firm: TRC		MATRIX (GW) Ground-water (S) Soil (WW) Waste-water (SL) Sludge	BTEXIMTBE by 8021B, Gas by 8015	TPH GAS by 8015M	TPH DIESEL by 8015	8260 full list w/ oxygenates	BTEXIMTBE/OXYS BY 8260B	ETHANOL by 8260B	TPH - G by GC/MS, EDE/EDC by 8260B	Turnaround Time Requested
Address: 3070 Fruitvale Ave		21 Technology Drive Irvine, CA 92618-2302 Attn: Anju Farfan										
City: Oakland		4-digit site#: 4625										
State: CA Zip:		Workorder # 01285-450110327										
Conoco Phillips Mgr: Terry Grayson		Project #: 14771										
Lab#		Sampler Name: Andrew Vidlers										
	Sample Description	Field Point Name	Date & Time Sampled									
	- 9	MW-5	09/15/08 1113	GW					X	X	X	STD

CHK BY DISTRIBUTION
 SUB-OUT

Comments: Run 8 OXYS by 8260 on all 8260 MTBE hits GLOBAL ID: T0600102136	Relinquished by: (Signature)	Received by:	Date & Time
	 Relinquished by: (Signature) Kess Wickoy 9/15/08	 Received by: R. Keyes	9/15/08 1600
	 Relinquished by: (Signature) R. Keyes 9-15-08 2200	 Received by: R. Keyes	9-15-08 1815
		 Received by: R. Keyes	9-15-08 2200

STATEMENTS

Purge Water Disposal

Non-hazardous groundwater produced during purging and sampling of monitoring wells was accumulated at TRC's groundwater monitoring facility at Concord, California, for transportation by a licensed carrier, to the ConocoPhillips Refinery at Rodeo, California. Disposal at the Rodeo facility was authorized by ConocoPhillips in accordance with "ESD Standard Operating Procedures – Water Quality and Compliance", as revised on February 7, 2003. Documentation of compliance with ConocoPhillips requirements is provided by an ESD Form R-149, which is on file at TRC's Concord Office. Purge water containing a significant amount of liquid-phase hydrocarbons was accumulated separately in drums for transportation and disposal by others.

Limitations

The fluid level monitoring and groundwater sampling activities summarized in this report have been performed under the responsible charge of a California Registered Geologist or Registered Civil Engineer and have been conducted in accordance with current practice and the standard of care exercised by geologists and engineers performing similar tasks in this area. No warranty, express or implied, is made regarding the conclusions and professional opinions presented in this report. The conclusions are based solely upon an analysis of the observed conditions. If actual conditions differ from those described in this report, our office should be notified.



21 Technology Drive
Irvine, CA 92618

949.727.9336 PHONE
949.727.7399 FAX

www.TRCSolutions.com

DATE: October 17, 2008

TO: ConocoPhillips Company
76 Broadway
Sacramento, CA 95818

ATTN: MR. TERRY GRAYSON

SITE: 76 STATION 4625
3070 FRUITVALE AVENUE
OAKLAND, CALIFORNIA

RE: QUARTERLY MONITORING REPORT
JULY THROUGH SEPTEMBER 2008

Dear Mr. Grayson:

Please find enclosed our Quarterly Monitoring Report for 76 Station 4625, located at 3070 Fruitvale Avenue, Oakland, California. If you have any questions regarding this report, please call us at (949) 727-9336.

Sincerely,

TRC

A handwritten signature in black ink, appearing to read "Anju Farfan".

Anju Farfan
Groundwater Program Operations Manager

CC: Ms. Caitlin Morgan, Delta Consultants (2 copies)

Enclosures
20-0400/4625R21.QMS


**QUARTERLY MONITORING REPORT
JULY THROUGH SEPTEMBER 2008**

76 STATION 4625
3070 Fruitvale Avenue
Oakland, California

Prepared For:

Mr. Terry Grayson
CONOCOPHILLIPS COMPANY
76 Broadway
Sacramento, California 95818

By:



Senior Project Geologist, Irvine Operations

Date: 10/6/08



LIST OF ATTACHMENTS

Summary Sheet	Summary of Gauging and Sampling Activities
Tables	<p>Table Key</p> <p>Contents of Tables</p> <p>Table 1: Current Fluid Levels and Selected Analytical Results</p> <p>Table 1a: Additional Current Analytical Results</p> <p>Table 1b: Additional Current Analytical Results</p> <p>Table 1c: Additional Current Analytical Results</p> <p>Table 1d: Additional Current Analytical Results</p> <p>Table 1e: Additional Current Analytical Results</p> <p>Table 1f: Additional Current Analytical Results</p> <p>Table 1g: Additional Current Analytical Results</p> <p>Table 1h: Additional Current Analytical Results</p> <p>Table 1i: Additional Current Analytical Results</p> <p>Table 1j: Additional Current Analytical Results</p> <p>Table 1k: Additional Current Analytical Results</p> <p>Table 2: Historic Fluid Levels and Selected Analytical Results</p> <p>Table 2a: Additional Historic Analytical Results</p> <p>Table 2b: Additional Historic Analytical Results</p> <p>Table 2c: Additional Historic Analytical Results</p> <p>Table 2d: Additional Historic Analytical Results</p> <p>Table 2e: Additional Historic Analytical Results</p> <p>Table 2f: Additional Historic Analytical Results</p> <p>Table 2g: Additional Historic Analytical Results</p> <p>Table 2h: Additional Historic Analytical Results</p> <p>Table 2i: Additional Historic Analytical Results</p> <p>Table 2j: Additional Historic Analytical Results</p> <p>Table 2k: Additional Historic Analytical Results</p> <p>Table 2l: Additional Historic Analytical Results</p>
Figures	<p>Figure 1: Vicinity Map</p> <p>Figure 2: Groundwater Elevation Contour Map</p> <p>Figure 3: Dissolved-Phase TPH-G (GC/MS) Concentration Map</p> <p>Figure 4: Dissolved-Phase Benzene Concentration Map</p> <p>Figure 5: Dissolved-Phase MTBE Concentration Map</p>
Graphs	<p>Groundwater Elevations vs. Time</p> <p>Benzene Concentrations vs. Time</p>
Field Activities	<p>General Field Procedures</p> <p>Field Monitoring Data Sheet – 09/15/08</p> <p>Groundwater Sampling Field Notes – 09/15/08</p>
Laboratory Reports	<p>Official Laboratory Reports</p> <p>Quality Control Reports</p> <p>Chain of Custody Records</p>
Statements	<p>Purge Water Disposal</p> <p>Limitations</p>

Summary of Gauging and Sampling Activities
July 2008 through September 2008
76 Station 4625
3070 Fruitvale Avenue
Oakland, CA

Project Coordinator: **Terry Grayson**
Telephone: **916-558-7666**

Water Sampling Contractor: **TRC**
Compiled by: **Christina Carrillo**

Date(s) of Gauging/Sampling Event: **09/15/08**

Sample Points

Groundwater wells: **8 onsite, 2 offsite** Points gauged: **10** Points sampled: **9**
Purging method: **Bailer/submersible pump**
Purge water disposal: **Veolia/Rodeo Unit 100**
Other Sample Points: **0** Type: **--**

Liquid Phase Hydrocarbons (LPH)

Sample Points with LPH: **0** Maximum thickness (feet): **--**
LPH removal frequency: **--** Method: **--**
Treatment or disposal of water/LPH: **--**

Hydrogeologic Parameters

Depth to groundwater (below TOC): Minimum: **8.75 feet** Maximum: **10.89 feet**
Average groundwater elevation (relative to available local datum): **127.99 feet**
Average change in groundwater elevation since previous event: **-0.44 feet**
Interpreted groundwater gradient and flow direction:
 Current event: **0.02 ft/ft, west**
 Previous event: **0.03 ft/ft, west (06/17/08)**

Selected Laboratory Results

Sample Points with detected **Benzene**: **2** Sample Points above MCL (1.0 µg/l): **1**
 Maximum reported benzene concentration: **5.3 µg/l (MW-5)**
Sample Points with **TPH-G by GC/MS** **3** Maximum: **230 µg/l (MW-5)**
Sample Points with **MTBE 8260B** **3** Maximum: **200 µg/l (MW-6)**

Notes:

USTW=Monitored only

TABLES

TABLE KEY

STANDARD ABBREVIATIONS

--	=	not analyzed, measured, or collected
LPH	=	liquid-phase hydrocarbons
Trace	=	less than 0.01 foot of LPH in well
µg/l	=	micrograms per liter (approx. equivalent to parts per billion, ppb)
mg/l	=	milligrams per liter (approx. equivalent to parts per million, ppm)
ND<	=	not detected at or above laboratory detection limit
TOC	=	top of casing (surveyed reference elevation)

ANALYTES

BTEX	=	benzene, toluene, ethylbenzene, and (total) xylenes
DIPE	=	di-isopropyl ether
ETBE	=	ethyl tertiary butyl ether
MTBE	=	methyl tertiary butyl ether
PCB	=	polychlorinated biphenyls
PCE	=	tetrachloroethene
TBA	=	tertiary butyl alcohol
TCA	=	trichloroethane
TCE	=	trichloroethene
TPH-G	=	total petroleum hydrocarbons with gasoline distinction
TPH-G (GC/MS)	=	total petroleum hydrocarbons with gasoline distinction utilizing EPA Method 8260B
TPH-D	=	total petroleum hydrocarbons with diesel distinction
TRPH	=	total recoverable petroleum hydrocarbons
TAME	=	tertiary amyl methyl ether
1,1-DCA	=	1,1-dichloroethane
1,2-DCA	=	1,2-dichloroethane (same as EDC, ethylene dichloride)
1,1-DCE	=	1,1-dichloroethene
1,2-DCE	=	1,2-dichloroethene (cis- and trans-)

NOTES

1. Elevations are in feet above mean sea level. Depths are in feet below surveyed top-of-casing.
2. Groundwater elevations for wells with LPH are calculated as: $\text{Surface Elevation} - \text{Measured Depth to Water} + (\text{Dp} \times \text{LPH Thickness})$, where Dp is the density of the LPH, if known. A value of 0.75 is used for gasoline and when the density is not known. A value of 0.83 is used for diesel.
3. Wells with LPH are generally not sampled for laboratory analysis (see General Field Procedures).
4. Comments shown on tables are general. Additional explanations may be included in field notes and laboratory reports, both of which are included as part of this report.
5. A "J" flag indicates that a reported analytical result is an estimated concentration value between the method detection limit (MDL) and the practical quantification limit (PQL) specified by the laboratory.
6. Other laboratory flags (qualifiers) may have been reported. See the official laboratory report (attached) for a complete list of laboratory flags.
7. Concentration graphs based on tables (presented following Figures) show non-detect results prior to the Second Quarter 2000 plotted at fixed values for graphical display. Non-detect results reported since that time are plotted at reporting limits stated in the official laboratory report.
8. Groundwater vs. Time graphs may be corrected for apparent level changes due to re-survey.

REFERENCE

TRC began groundwater monitoring and sampling for 76 Station 4625 in October 2004. Historical data compiled prior to that time were provided by Gettler-Ryan Inc.

Contents of Tables 1 and 2

Site: 76 Station 4625

Current Event

Table 1	Well/ Date	Depth to Water	LPH Thickness	Ground- water Elevation	Change in Elevation	TPH-G (8015M)	TPH-G (GC/MS)	Benzene	Toluene	Ethyl- benzene	Total Xylenes	MTBE (8021B)	MTBE (8260B)
Table 1a	Well/ Date	TPH-D	TBA	Ethanol (8260B)	Ethylene- dibromide (EDB)	1,2-DCA (EDC)	DIPE	ETBE	TAME	Total Oil and Grease	Bromo- benzene	Bromo- chloro- methane	Bromo- chloro- methane
Table 1b	Well/ Date	Bromo- form	Bromo- methane	n-Butyl- benzene	sec-Butyl- benzene	tert-Butyl benzene	Carbon Tetra- chloride	Chloro- benzene	Chloro- ethane	Chloroform	Chloro- methane	2- Chloro- toluene	4-Chloro- toluene
Table 1c	Well/ Date	1,2Dibrom- 3-chloro- propane	Dibromo- chloro- methane	Dibromo- methane	1,2- Dichloro- benzene	1,3- Dichloro- benzene	1,4- Dichloro- benzene	Dichloro- difluoro- methane	1,1-DCA	1,1-DCE	cis- 1,2-DCE	trans- 1,2-DCE	1,2- Dichloro- propane
Table 1d	Well/ Date	1,3- Dichloro- propane	2,2- Dichloro- propane	1,1- Dichloro- propene	cis-1,3- Dichloro- propene	trans-1,3- Dichloro- propene	Hexa- chloro- butadiene	Isopropyl- benzene	p- Isopropyl- toluene	Methylene chloride	Naph- thalene	n-Propyl- benzene	Styrene
Table 1e	Well/ Date	1,1,1,2- Tetrachloro- ethane	1,1,2,2- Tetrachloro- ethane	Tetrachloro- ethene (PCE)	Trichloro- trifluoro- ethane	1,2,4- Trichloro- benzene	1,2,3- Trichloro- benzene	1,1,1- Trichloro- ethane	1,1,2- Trichloro- ethane	Trichloro- ethene (TCE)	Trichloro- fluoro- methane	1,2,3- Trichloro- propane	1,2,4- Trimethyl- benzene
Table 1f	Well/ Date	1,3,5- Trimethyl- benzene	Vinyl chloride	Acena- phtene	Acena- phtylene (svoc)	Anthra- cene	Benzo[a]- anthracene	Benzo[a]- pyrene	Benzo[b]- fluor- anthene	Benzo- [g,h,l]- perylene	Benzo[k]- fluor- anthene	Benzoic Acid	Benzyl Alcohol
Table 1g	Well/ Date	Bis(2-chloro- ethoxy) methane	Bis(2-chloro- ethyl) ether	Bis(2-chloro- isopropyl)- ether	Bis(2-ethyl- hexyl) phthalate	4-Bromo- pheny phe- nyl ether	Butyl- benzyl phthalate	4-Chloro- 3-methyl- phenol	4-Chloro- aniline	2-Chloro- naphtha- lene	2-Chloro- phenol	4-Chloro- phenyl ether	Chrysene
Table 1h	Well/ Date	Dibenzo- [a,h]- anthracene	Dibenzo- furan	1,2-Dichloro- benzene (svoc)	1,3-Dichloro- benzene (svoc)	1,4-Dichloro- benzene (svoc)	3,3-Dichloro- benzidine	2,4-Dichloro- phenol	Diethyl phthalate	2,4-Dimethyl- phenol	Dimethyl phthalate	Di-n-butyl phthalate	2,4-Dinitro- phenol
Table 1i	Well/ Date	2,4-Dinitro- toluene	2,6-Dinitro- toluene	Di-n-octyl phthalate	Fluoran- thene	Fluorene	Hexa- chloro- benzene	HCBD (svoc)	Hexachloro cyclopenta- diene	Hexachloro -ethane	Indeno- [1,2,3-c,d] pyrene	Isophorone	2-Methyl- 4,6-dinitro- phenol
Table 1j	Well/ Date	2-Methyl- naphtha- lene	2-Methyl- phenol	Naphtha- lene (svoc)	2-Nitro- aniline	3-Nitro- aniline	4-Nitro- aniline	Nitro- benzene	2-Nitro- phenol	4-Nitro- phenol	N-nitrosodi- n-propyl- amine	N-Nitro- sodiphenyl- amine	Penta- chloro- phenol
Table 1k	Well/ Date	Phen- anthrene	Phenol	Pyrene	1,2,4- Trichloro- benzene	2,4,6- Trichloro- phenol	2,4,5- Trichloro- phenol	Chromium (total)					

Contents of Tables 1 and 2

Site: 76 Station 4625

Historic Data

Table 2	Well/ Date	Depth to Water	LPH Thickness	Ground- water Elevation	Change in Elevation	TPH-G (8015M)	TPH-G (GC/MS)	Benzene	Toluene	Ethyl- benzene	Total Xylenes	MTBE (8021B)	MTBE (8260B)
Table 2a	Well/ Date	TPH-D	TBA	Ethanol (8260B)	Ethylene- dibromide (EDB)	1,2-DCA (EDC)	DIPE	ETBE	TAME	Total Oil and Grease	Acenaph- thylene	Acetone	Bromo- benzene
Table 2b	Well/ Date	Bromo- chloro- methane	Bromo- dichloro- methane	Bromo- form	Bromo- methane	n-Butyl- benzene	sec-Butyl- benzene	tert-Butyl benzene	Carbon Disulfide	Carbon Tetra- chloride	Chloro- benzene	Chloro- ethane	2- Chloroethyl vinyl ether
Table 2c	Well/ Date	Chloroform	Chloro- methane	2- Chloro- toluene	4-Chloro- toluene	1,2Dibrom- 3-chloro- propane	Dibromo- chloro- methane	Dibromo- methane	1,2- Dichloro- benzene	1,3- Dichloro- benzene	1,4- Dichloro- benzene	Dichloro- difluoro- methane	1,1-DCA
Table 2d	Well/ Date	1,1-DCE	cis- 1,2-DCE	trans- 1,2-DCE	1,2- Dichloro- propane	1,3- Dichloro- propane	2,2- Dichloro- propane	1,1- Dichloro- propene	cis-1,3- Dichloro- propene	trans-1,3- Dichloro- propene	Hexa- chloro- butadiene	2- Hexanone	Isopropyl- benzene
Table 2e	Well/ Date	p- Isopropyl- toluene	Methyl- ethyl Keytone	Methyl- isobutyl ketone	Methylene chloride	Naph- thalene	n-Propyl- benzene	Styrene	1,1,1,2- Tetrachloro- ethane	1,1,2,2- Tetrachloro- ethane	Tetrachloro- ethene (PCE)	Trichloro- trifluoro- ethane	1,2,4- Trichloro- benzene
Table 2f	Well/ Date	1,2,3- Trichloro- benzene	1,1,1- Trichloro- ethane	1,1,2- Trichloro- ethane	Trichloro- ethene (TCE)	Trichloro- fluoro- methane	1,2,3- Trichloro- propane	1,2,4- Trimethyl- benzene	1,3,5- Trimethyl- benzene	Vinyl- acetate	Vinyl chloride	Acena- phthene	Acena- phthylene (svoc)
Table 2g	Well/ Date	Anthra- cene	Benzo[a]- anthracene	Benzo[a]- pyrene	Benzo[b]- fluor- anthene	Benzo- [g,h,i]- perylene	Benzo[k]- fluor- anthene	Benzoic Acid	Benzyl Alcohol	Bis(2-chloro- ethoxy) methane	Bis(2-chloro- ethyl) ether	Bis(2-chloro- isopropyl)- ether	Bis(2-ethyl- hexyl) phthalate
Table 2h	Well/ Date	4-Bromo- pheny phe- nyl ether	Butyl- benzyl phthalate	4-Chloro- 3-methyl- phenol	4-Chloro- aniline	2-Chloro- naphtha- lene	2-Chloro- phenol	4-Chloro- phenyl ether	Chrysene	Dibenzo- [a,h]- anthracene	Dibenzo- furan	1,2-Dichloro- benzene (svoc)	1,3-Dichloro- benzene (svoc)
Table 2i	Well/ Date	1,4-Dichloro- benzene (svoc)	3,3-Dichloro- benzidine	2,4-Dichloro- phenol	Diethyl phthalate	2,4-Dimethyl- phenol	Dimethyl phthalate	Di-n-butyl phthalate	2,4-Dinitro- phenol	2,4-Dinitro- toluene	2,6-Dinitro- toluene	Di-n-octyl phthalate	Fluoran- thene
Table 2j	Well/ Date	Fluorene	Hexa- chloro- benzene	HCBd (svoc)	Hexachloro cyclopenta- diene	Hexachloro -ethane	Indeno- [1,2,3-c,d] pyrene	Isophorone	2-Methyl- 4,6-dinitro- phenol	2-Methyl- naphtha- lene	2-Methyl- phenol	4-Methyl- phenol	3- and 4- Methyl- phenol
Table 2k	Well/ Date	Naphtha- lene (svoc)	2-Nitro- aniline	3-Nitro- aniline	4-Nitro- aniline	Nitro- benzene	2-Nitro- phenol	4-Nitro- phenol	N-nitrosodi- n-propyl- amine	N-Nitro- sodiphenyl- amine	Penta- chloro- phenol	Phen- anthrene	Phenol

Contents of Tables 1 and 2
Site: 76 Station 4625

Table 2I	Well/ Date	Pyrene	1,2,4- Trichloro- benzene	2,4,6- Trichloro- phenol	2,4,5- Trichloro- phenol	Chromium (total)
-----------------	-----------------------	---------------	--	---	---	-----------------------------

Table 1
CURRENT FLUID LEVELS AND SELECTED ANALYTICAL RESULTS
September 15, 2008
76 Station 4625

Date Sampled	TOC Elevation (feet)	Depth to Water (feet)	LPH Thickness (feet)	Ground-water Elevation (feet)	Change in Elevation (feet)	TPH-G (8015M) (µg/l)	TPH-G (GC/MS) (µg/l)	Benzene (µg/l)	Toluene (µg/l)	Ethyl-benzene (µg/l)	Total Xylenes (µg/l)	MTBE (8021B) (µg/l)	MTBE (8260B) (µg/l)	Comments
			(Screen Interval in feet: 5.0-25.0)											
MW-1	09/15/08	137.57	8.75	0.00	128.82	-0.49	--	ND<0.50	ND<0.50	ND<0.50	ND<0.50	ND<1.0	--	ND<0.50
			(Screen Interval in feet: 5.0-25.0)											
MW-2	09/15/08	139.85	10.79	0.00	129.06	-0.60	--	74	ND<0.50	ND<0.50	ND<0.50	ND<1.0	--	ND<0.50
			(Screen Interval in feet: 5.0-25.0)											
MW-3	09/15/08	138.89	9.79	0.00	129.10	-0.64	--	ND<0.50	ND<0.50	ND<0.50	ND<0.50	ND<1.0	--	ND<0.50
			(Screen Interval in feet: 5.0-25.0)											
MW-4	09/15/08	137.81	9.03	0.00	128.78	0.02	--	ND<0.50	ND<0.50	ND<0.50	ND<0.50	ND<1.0	--	ND<0.50
			(Screen Interval in feet: 5.0-25.0)											
MW-5	09/15/08	137.35	10.09	0.00	127.26	-0.42	--	230	5.3	ND<0.50	4.5	2.9	--	99
			(Screen Interval in feet: 5.0-25.0)											
MW-6	09/15/08	138.69	10.08	0.00	128.61	-0.45	--	150	0.90	ND<0.50	ND<0.50	ND<1.0	--	200
			(Screen Interval in feet: 40.0-55.0)											
MW-7	09/15/08	138.74	10.57	0.00	128.17	-0.76	--	ND<0.50	ND<0.50	ND<0.50	ND<0.50	ND<1.0	--	1.4
			(Screen Interval in feet: 5.0-20.0)											
MW-8	09/15/08	136.22	10.29	0.00	125.93	-0.29	--	ND<0.50	ND<0.50	ND<0.50	ND<0.50	ND<1.0	--	ND<0.50
			(Screen Interval in feet: 5.0-20.0)											
MW-9	09/15/08	137.11	10.89	0.00	126.22	-0.31	--	ND<0.50	ND<0.50	ND<0.50	ND<0.50	ND<1.0	--	ND<0.50
			(Screen Interval in feet:--)											
USTW	09/15/08	--	10.08	0.00	--	--	--	--	--	--	--	--	--	Monitored only

Table 1 a
ADDITIONAL CURRENT ANALYTICAL RESULTS
76 Station 4625

Date Sampled	TPH-D (µg/l)	TBA (µg/l)	Ethanol (8260B) (µg/l)	Ethylene- dibromide (EDB) (µg/l)	1,2-DCA (EDC) (µg/l)	DIPE (µg/l)	ETBE (µg/l)	TAME (µg/l)	Total Oil and Grease (mg/l)	Bromo- benzene (µg/l)	Bromo- chloro- methane (µg/l)	Bromo- dichloro- methane (µg/l)
MW-1 09/15/08	--	--	ND<250	--	--	--	--	--	--	--	--	--
MW-2 09/15/08	--	--	ND<250	--	--	--	--	--	--	--	--	--
MW-3 09/15/08	ND<50	ND<10	ND<250	ND<0.50	ND<0.50	ND<0.50	ND<0.50	ND<0.50	ND<5.0	ND<0.50	ND<0.50	ND<0.50
MW-4 09/15/08	--	--	ND<250	--	--	--	--	--	--	--	--	--
MW-5 09/15/08	--	32	ND<250	ND<0.50	ND<0.50	ND<0.50	ND<0.50	ND<0.50	--	--	--	--
MW-6 09/15/08	--	ND<10	ND<250	ND<0.50	ND<0.50	ND<0.50	ND<0.50	ND<0.50	--	--	--	--
MW-7 09/15/08	--	ND<10	ND<250	ND<0.50	ND<0.50	ND<0.50	ND<0.50	ND<0.50	--	--	--	--
MW-8 09/15/08	--	ND<10	ND<250	ND<0.50	ND<0.50	ND<0.50	ND<0.50	ND<0.50	--	--	--	--
MW-9 09/15/08	--	ND<10	ND<250	ND<0.50	ND<0.50	ND<0.50	ND<0.50	ND<0.50	--	--	--	--

Table 1 b
ADDITIONAL CURRENT ANALYTICAL RESULTS
76 Station 4625

Date Sampled	Bromo- form (µg/l)	Bromo- methane (µg/l)	n-Butyl- benzene (µg/l)	sec-Butyl- benzene (µg/l)	tert-Butyl benzene (µg/l)	Carbon Tetra- chloride (µg/l)	Chloro- benzene (µg/l)	Chloro- ethane (µg/l)	Chloroform (µg/l)	Chloro- methane (µg/l)	2- Chloro- toluene (µg/l)	4-Chloro- toluene (µg/l)
MW-3 09/15/08	ND<0.50	ND<1.0	ND<0.50	ND<0.50	ND<0.50	ND<0.50	ND<0.50	ND<0.50	ND<0.50	ND<0.50	ND<0.50	ND<0.50

Table 1 c
ADDITIONAL CURRENT ANALYTICAL RESULTS
76 Station 4625

Date Sampled	1,2Dibrom- 3-chloro- propane (µg/l)	Dibromo- chloro- methane (µg/l)	Dibromo- methane (µg/l)	1,2- Dichloro- benzene (µg/l)	1,3- Dichloro- benzene (µg/l)	1,4- Dichloro- benzene (µg/l)	Dichloro- difluoro- methane (µg/l)	1,1-DCA (µg/l)	1,1-DCE (µg/l)	cis- 1,2-DCE (µg/l)	trans- 1,2-DCE (µg/l)	1,2- Dichloro- propane (µg/l)
MW-3 09/15/08	ND<1.0	ND<0.50	ND<0.50	ND<0.50	ND<0.50	ND<0.50	ND<0.50	ND<0.50	ND<0.50	ND<0.50	ND<0.50	ND<0.50

Table 1 d
ADDITIONAL CURRENT ANALYTICAL RESULTS
76 Station 4625

Date Sampled	1,3-Dichloropropane (µg/l)	2,2-Dichloropropane (µg/l)	1,1-Dichloropropene (µg/l)	cis-1,3-Dichloropropene (µg/l)	trans-1,3-Dichloropropene (µg/l)	Hexachlorobutadiene (µg/l)	Isopropylbenzene (µg/l)	p-Isopropyltoluene (µg/l)	Methylene chloride (µg/l)	Naphthalene (µg/l)	n-Propylbenzene (µg/l)	Styrene (µg/l)
MW-3 09/15/08	ND<0.50	ND<0.50	ND<0.50	ND<0.50	ND<0.50	ND<0.50	ND<0.50	ND<0.50	ND<1.0	ND<0.50	ND<0.50	ND<0.50

Table 1 e
ADDITIONAL CURRENT ANALYTICAL RESULTS
76 Station 4625

Date Sampled	1,1,1,2-Tetrachloroethane (µg/l)	1,1,2,2-Tetrachloroethane (µg/l)	Tetrachloroethene (PCE) (µg/l)	Trichlorotrifluoroethane (µg/l)	1,2,4-Trichlorobenzene (µg/l)	1,2,3-Trichlorobenzene (µg/l)	1,1,1-Trichloroethane (µg/l)	1,1,2-Trichloroethane (µg/l)	Trichloroethene (TCE) (µg/l)	Trichlorofluoromethane (µg/l)	1,2,3-Trichloropropane (µg/l)	1,2,4-Trimethylbenzene (µg/l)
MW-3												
09/15/08	ND<0.50	ND<0.50	ND<0.50	ND<0.50	ND<0.50	ND<0.50	ND<0.50	ND<0.50	ND<0.50	ND<0.50	ND<1.0	ND<0.50

Table 1 f
ADDITIONAL CURRENT ANALYTICAL RESULTS
76 Station 4625

Date Sampled	1,3,5-Trimethylbenzene (µg/l)	Vinyl chloride (µg/l)	Acenaphthene (µg/l)	Acenaphthylene (svoc) (µg/l)	Anthracene (µg/l)	Benzo[a]anthracene (µg/l)	Benzo[a]pyrene (µg/l)	Benzo[b]fluoranthene (µg/l)	Benzo[g,h,i]perylene (µg/l)	Benzo[k]fluoranthene (µg/l)	Benzoic Acid (µg/l)	Benzyl Alcohol (µg/l)
MW-3 09/15/08	ND<0.50	ND<0.50	ND<2.0	ND<2.0	ND<2.0	ND<2.0	ND<2.0	ND<2.0	ND<2.0	ND<2.0	ND<10	ND<2.0

Table 1 g
ADDITIONAL CURRENT ANALYTICAL RESULTS
76 Station 4625

Date Sampled	Bis(2-chloro-ethoxy) methane (µg/l)	Bis(2-chloro-ethyl) ether (µg/l)	Bis(2-chloro-isopropyl)-ether (µg/l)	Bis(2-ethyl-hexyl) phthalate (µg/l)	4-Bromo-phenyl ether (µg/l)	Butyl-benzyl phthalate (µg/l)	4-Chloro-3-methyl-phenol (µg/l)	4-Chloro-aniline (µg/l)	2-Chloro-naphthalene (µg/l)	2-Chloro-phenol (µg/l)	4-Chloro-phenyl ether (µg/l)	Chrysene (µg/l)
MW-3 09/15/08	ND<2.0	ND<2.0	ND<2.0	ND<4.0	ND<2.0	ND<2.0	ND<5.0	ND<2.0	ND<2.0	ND<2.0	ND<2.0	ND<2.0

Table 1 h
ADDITIONAL CURRENT ANALYTICAL RESULTS
76 Station 4625

Date Sampled	Dibenzo- [a,h]- anthracene (µg/l)	Dibenzo- furan (µg/l)	1,2-Dichloro- benzene (svoc) (µg/l)	1,3-Dichloro- benzene (svoc) (µg/l)	1,4-Dichloro- benzene (svoc) (µg/l)	3,3-Dichloro- benzidine (µg/l)	2,4-Dichloro- phenol (µg/l)	Diethyl phthalate (µg/l)	2,4-Dimethyl- phenol (µg/l)	Dimethyl phthalate (µg/l)	Di-n-butyl phthalate (µg/l)	2,4-Dinitro- phenol (µg/l)
MW-3 09/15/08	ND<3.0	ND<2.0	ND<2.0	ND<2.0	ND<2.0	ND<10	ND<2.0	ND<2.0	ND<2.0	ND<2.0	ND<2.0	ND<10

Table 1 i
ADDITIONAL CURRENT ANALYTICAL RESULTS
76 Station 4625

Date Sampled	2,4-Dinitro-toluene (µg/l)	2,6-Dinitro-toluene (µg/l)	Di-n-octyl phthalate (µg/l)	Fluoranthene (µg/l)	Fluorene (µg/l)	Hexachloro-benzene (µg/l)	HCBD (svoc) (µg/l)	Hexachloro-cyclopentadiene (µg/l)	Hexachloro-ethane (µg/l)	Indeno-[1,2,3-c,d]pyrene (µg/l)	Isophorone (µg/l)	2-Methyl-4,6-dinitrophenol (µg/l)
MW-3 09/15/08	ND<2.0	ND<2.0	ND<2.0	ND<2.0	ND<2.0	ND<2.0	ND<2.0	ND<2.0	ND<2.0	ND<2.0	ND<2.0	ND<10

Table 1 j
ADDITIONAL CURRENT ANALYTICAL RESULTS
76 Station 4625

Date Sampled	2-Methylnaphthalene (µg/l)	2-Methylphenol (µg/l)	Naphthalene (svoc) (µg/l)	2-Nitroaniline (µg/l)	3-Nitroaniline (µg/l)	4-Nitroaniline (µg/l)	Nitrobenzene (µg/l)	2-Nitrophenol (µg/l)	4-Nitrophenol (µg/l)	N-nitrosodipropylamine (µg/l)	N-Nitrosodiphenylamine (µg/l)	Pentachlorophenol (µg/l)
MW-3 09/15/08	ND<2.0	ND<2.0	ND<2.0	ND<2.0	ND<2.0	ND<5.0	ND<2.0	ND<2.0	ND<2.0	ND<2.0	ND<2.0	ND<10

Table 1 k
ADDITIONAL CURRENT ANALYTICAL RESULTS
76 Station 4625

Date Sampled	Phen- anthrene (µg/l)	Phenol (µg/l)	Pyrene (µg/l)	1,2,4- Trichloro- benzene (svoc) (µg/l)	2,4,6- Trichloro- phenol (µg/l)	2,4,5- Trichloro- phenol (µg/l)	Chromium (total) (µg/l)
MW-3 09/15/08	ND<2.0	ND<2.0	ND<2.0	ND<2.0	ND<5.0	ND<5.0	360

Table 2
HISTORIC FLUID LEVELS AND SELECTED ANALYTICAL RESULTS
May 2000 Through September 2008
76 Station 4625

Date Sampled	TOC Elevation (feet)	Depth to Water (feet)	LPH Thickness (feet)	Ground-water Elevation (feet)	Change in Elevation (feet)	TPH-G (8015M) (µg/l)	TPH-G (GC/MS) (µg/l)	Benzene (µg/l)	Toluene (µg/l)	Ethyl-benzene (µg/l)	Total Xylenes (µg/l)	MTBE (8021B) (µg/l)	MTBE (8260B) (µg/l)	Comments
MW-1														
(Screen Interval in feet: 5.0-25.0)														
05/03/00	136.36	11.81	0.00	124.55	--	ND	--	ND	ND	ND	ND	11	14	
07/28/00	136.36	7.79	0.00	128.57	4.02	ND	--	ND	ND	ND	ND	21	19	
10/29/00	136.36	7.90	0.00	128.46	-0.11	62	--	ND	ND	ND	ND	6.5	3.9	
02/09/01	136.36	7.95	0.00	128.41	-0.05	ND	--	ND	ND	ND	ND	9.0	9.0	
05/11/01	136.36	7.22	0.00	129.14	0.73	ND	--	ND	ND	ND	ND	12.7	16.3	
08/10/01	136.36	8.47	0.00	127.89	-1.25	ND<0.50	--	ND<0.50	ND<0.50	ND<0.50	ND<0.50	17	19	
11/07/01	136.36	8.10	0.00	128.26	0.37	ND<0.50	--	ND<0.50	ND<0.50	ND<0.50	ND<0.50	22	26	
02/06/02	136.36	6.84	0.00	129.52	1.26	ND<0.50	--	ND<0.50	ND<0.50	ND<0.50	ND<0.50	14	18	
05/08/02	136.36	7.29	0.00	129.07	-0.45	ND<0.50	--	ND<0.50	ND<0.50	ND<0.50	ND<0.50	20	19	
08/09/02	136.36	8.20	0.00	128.16	-0.91	--	57	ND<0.50	ND<0.50	ND<0.50	ND<1.0	--	22	
11/26/02	136.36	7.78	0.00	128.58	0.42	--	ND<0.50	ND<0.50	ND<0.50	ND<0.50	ND<1.0	--	23	
02/14/03	137.57	6.90	0.00	130.67	2.09	--	ND<0.50	ND<0.50	ND<0.50	ND<0.50	ND<1.0	--	8.8	
05/03/03	137.57	7.36	0.00	130.21	-0.46	--	ND<0.50	ND<0.50	ND<0.50	ND<0.50	ND<1.0	--	3.4	
08/01/03	137.57	7.48	0.00	130.09	-0.12	--	ND<0.50	ND<0.50	ND<0.50	ND<0.50	ND<1.0	--	9.7	
10/30/03	137.57	8.74	0.00	128.83	-1.26	--	300	35	41	21	71	--	8.5	
01/29/04	137.57	6.72	0.00	130.85	2.02	--	74	ND<0.50	4.3	ND<0.50	ND<1.0	--	12	
05/27/04	137.57	7.98	0.00	129.59	-1.26	--	ND<0.50	ND<0.50	ND<0.50	ND<0.50	1.0	--	16	
08/31/04	137.57	8.42	0.00	129.15	-0.44	--	ND<0.50	ND<0.50	ND<0.50	ND<0.50	ND<1.0	--	23	
11/18/04	137.57	6.91	0.00	130.66	1.51	--	ND<0.50	ND<0.50	ND<0.50	ND<0.50	1.4	--	7.2	
03/25/05	137.57	6.23	0.00	131.34	0.68	--	ND<0.50	ND<0.50	ND<0.50	ND<0.50	ND<1.0	--	6.2	
06/22/05	137.57	6.83	0.00	130.74	-0.60	--	ND<0.50	ND<0.50	0.23J	ND<0.50	ND<1.0	--	11	
09/26/05	137.57	7.97	0.00	129.60	-1.14	--	ND<0.50	ND<0.50	ND<0.50	ND<0.50	ND<1.0	--	5.6	

Table 2
HISTORIC FLUID LEVELS AND SELECTED ANALYTICAL RESULTS
May 2000 Through September 2008
76 Station 4625

Date Sampled	TOC Elevation (feet)	Depth to Water (feet)	LPH Thickness (feet)	Ground-water Elevation (feet)	Change in Elevation (feet)	TPH-G (8015M) (µg/l)	TPH-G (GC/MS) (µg/l)	Benzene (µg/l)	Toluene (µg/l)	Ethyl-benzene (µg/l)	Total Xylenes (µg/l)	MTBE (8021B) (µg/l)	MTBE (8260B) (µg/l)	Comments
MW-1 continued														
12/20/05	137.57	6.73	0.00	130.84	1.24	--	ND<50	ND<0.50	ND<0.50	ND<0.50	ND<1.0	--	3.2	
03/29/06	137.57	6.41	0.00	131.16	0.32	--	79	1.3	ND<0.50	1.4	4.2	--	3.4	
06/12/06	137.57	7.10	0.00	130.47	-0.69	--	ND<50	ND<0.50	ND<0.50	ND<0.50	ND<1.0	--	1.0	
09/27/06	137.57	7.85	0.00	129.72	-0.75	--	ND<50	ND<0.50	ND<0.50	ND<0.50	ND<0.50	--	ND<0.50	
12/27/06	137.57	6.90	0.00	130.67	0.95	--	ND<50	ND<0.50	ND<0.50	ND<0.50	ND<0.50	--	ND<0.50	
03/16/07	137.57	7.07	0.00	130.50	-0.17	--	ND<50	ND<0.50	ND<0.50	ND<0.50	ND<0.50	--	ND<0.50	
06/27/07	137.57	7.53	0.00	130.04	-0.46	--	ND<50	ND<0.50	ND<0.50	ND<0.50	ND<0.50	--	ND<0.50	
09/27/07	137.57	8.42	0.00	129.15	-0.89	--	ND<50	ND<0.50	ND<0.50	ND<0.50	ND<0.50	--	ND<0.50	
12/26/07	137.57	6.96	0.00	130.61	1.46	--	ND<50	ND<0.50	ND<0.50	ND<0.50	ND<1.0	--	ND<0.50	
03/26/08	137.57	7.08	0.00	130.49	-0.12	--	ND<50	ND<0.50	ND<0.50	ND<0.50	ND<1.0	--	ND<0.50	
06/17/08	137.57	8.26	0.00	129.31	-1.18	--	ND<50	ND<0.50	ND<0.50	ND<0.50	ND<1.0	--	ND<0.50	
09/15/08	137.57	8.75	0.00	128.82	-0.49	--	ND<50	ND<0.50	ND<0.50	ND<0.50	ND<1.0	--	ND<0.50	
MW-2 (Screen Interval in feet: 5.0-25.0)														
05/03/00	138.64	8.59	0.00	130.05	--	2400	--	53	ND	ND	240	ND	ND	
07/28/00	138.64	9.95	0.00	128.69	-1.36	2200	--	680	4.1	57	270	24	ND	
10/29/00	138.64	8.38	0.00	130.26	1.57	490	--	67	ND	23	22	ND	--	
02/09/01	138.64	8.41	0.00	130.23	-0.03	ND	--	3.1	ND	0.52	1.1	ND	--	
05/11/01	138.64	8.93	0.00	129.71	-0.52	ND	--	1.99	ND	ND	ND	ND	--	
08/10/01	138.64	10.68	0.00	127.96	-1.75	96	--	20	ND<0.50	2.1	9.4	ND<5.0	--	
11/07/01	138.64	10.01	0.00	128.63	0.67	480	--	110	ND<1.0	26	42	ND<10	--	
02/06/02	138.64	8.10	0.00	130.54	1.91	69	--	13	ND<0.50	0.84	4.4	ND<5.0	--	
05/08/02	138.64	9.16	0.00	129.48	-1.06	53	--	13	ND<0.50	1.2	1.5	ND<5.0	--	
08/09/02	138.64	10.39	0.00	128.25	-1.23	--	140	20	ND<0.50	10	11	--	ND<2.0	

Table 2
HISTORIC FLUID LEVELS AND SELECTED ANALYTICAL RESULTS
May 2000 Through September 2008
76 Station 4625

Date Sampled	TOC Elevation (feet)	Depth to Water (feet)	LPH Thickness (feet)	Ground-water Elevation (feet)	Change in Elevation (feet)	TPH-G (8015M) (µg/l)	TPH-G (GC/MS) (µg/l)	Benzene (µg/l)	Toluene (µg/l)	Ethyl-benzene (µg/l)	Total Xylenes (µg/l)	MTBE (8021B) (µg/l)	MTBE (8260B) (µg/l)	Comments
MW-2 continued														
11/26/02	138.64	9.81	0.00	128.83	0.58	--	340	87	ND<0.50	33	23	--	ND<2.0	
02/14/03	139.85	8.19	0.00	131.66	2.83	--	130	12	ND<0.50	7.4	5.4	--	ND<2.0	
05/03/03	139.85	6.77	0.00	133.08	1.42	--	ND<50	2.5	ND<0.50	1.7	ND<1.0	--	ND<2.0	
08/01/03	139.85	9.63	0.00	130.22	-2.86	--	270	55	ND<0.50	23	6.0	--	ND<2.0	
10/30/03	139.85	11.06	0.00	128.79	-1.43	--	180	17	4.8	6.1	13	--	ND<2.0	
01/29/04	139.85	8.35	0.00	131.50	2.71	--	98	4.3	ND<0.50	1.5	3.6	--	ND<2.0	
05/27/04	139.85	9.66	0.00	130.19	-1.31	--	58	1.2	ND<0.50	0.87	1.1	--	ND<0.50	
08/31/04	139.85	10.45	0.00	129.40	-0.79	--	99	2.7	ND<0.50	1.8	2.8	--	ND<0.50	
11/18/04	139.85	8.21	0.00	131.64	2.24	--	220	2.4	ND<0.50	2.1	1.7	--	ND<0.50	
03/25/05	139.85	5.85	0.00	134.00	2.36	--	240	3.5	ND<0.50	4.4	6.5	--	ND<0.50	
06/22/05	139.85	8.21	0.00	131.64	-2.36	--	56	1.1	ND<0.50	1.3	1.5	--	ND<0.50	
09/26/05	139.85	9.98	0.00	129.87	-1.77	--	83	0.56	ND<0.50	0.86	ND<1.0	--	ND<0.50	
12/20/05	139.85	6.59	0.00	133.26	3.39	--	63	2.6	ND<0.50	2.4	3.7	--	ND<0.50	
03/29/06	139.85	5.79	0.00	134.06	0.80	--	94	2.0	ND<0.50	1.7	2.0	--	ND<0.50	
06/12/06	139.85	8.72	0.00	131.13	-2.93	--	140	1.1	ND<0.50	0.94	2.8	--	ND<0.50	
09/27/06	139.85	9.86	0.00	129.99	-1.14	--	55	0.55	ND<0.50	0.80	ND<0.50	--	ND<0.50	
12/27/06	139.85	6.98	0.00	132.87	2.88	--	72	0.61	ND<0.50	0.52	ND<0.50	--	ND<0.50	
03/16/07	139.85	8.10	0.00	131.75	-1.12	--	62	ND<0.50	ND<0.50	ND<0.50	ND<0.50	--	ND<0.50	
06/27/07	139.85	9.48	0.00	130.37	-1.38	--	ND<50	ND<0.50	ND<0.50	ND<0.50	ND<0.50	--	ND<0.50	
09/27/07	139.85	10.50	0.00	129.35	-1.02	--	280	0.65	ND<0.50	1.8	ND<0.50	--	0.70	
12/26/07	139.85	7.84	0.00	132.01	2.66	--	64	ND<0.50	ND<0.50	ND<0.50	ND<1.0	--	0.56	
03/26/08	139.85	8.75	0.00	131.10	-0.91	--	64	ND<0.50	ND<0.50	ND<0.50	ND<1.0	--	ND<0.50	
06/17/08	139.85	10.19	0.00	129.66	-1.44	--	56	ND<0.50	ND<0.50	ND<0.50	ND<1.0	--	ND<0.50	

Table 2
HISTORIC FLUID LEVELS AND SELECTED ANALYTICAL RESULTS
May 2000 Through September 2008
76 Station 4625

Date Sampled	TOC Elevation (feet)	Depth to Water (feet)	LPH Thickness (feet)	Ground-water Elevation (feet)	Change in Elevation (feet)	TPH-G (8015M) (µg/l)	TPH-G (GC/MS) (µg/l)	Benzene (µg/l)	Toluene (µg/l)	Ethyl-benzene (µg/l)	Total Xylenes (µg/l)	MTBE (8021B) (µg/l)	MTBE (8260B) (µg/l)	Comments
MW-2 continued														
09/15/08	139.85	10.79	0.00	129.06	-0.60	--	74	ND<0.50	ND<0.50	ND<0.50	ND<1.0	--	ND<0.50	
MW-3 (Screen Interval in feet: 5.0-25.0)														
05/03/00	137.68	7.60	0.00	130.08	--	ND	--	ND	ND	ND	ND	ND	ND	
07/28/00	137.68	8.82	0.00	128.86	-1.22	ND	--	ND	ND	ND	ND	ND	ND	
10/29/00	137.68	7.33	0.00	130.35	1.49	ND	--	ND	ND	ND	ND	ND	--	
02/09/01	137.68	7.40	0.00	130.28	-0.07	ND	--	ND	ND	ND	ND	ND	--	
05/11/01	137.68	7.90	0.00	129.78	-0.50	ND	--	ND	ND	ND	ND	ND	--	
08/10/01	137.68	9.09	0.00	128.59	-1.19	ND<50	--	ND<0.50	ND<0.50	ND<0.50	ND<0.50	ND<5.0	--	
11/07/01	137.68	9.03	0.00	128.65	0.06	ND<50	--	ND<0.50	ND<0.50	ND<0.50	ND<0.50	ND<5.0	--	
02/06/02	137.68	7.16	0.00	130.52	1.87	ND<50	--	ND<0.50	ND<0.50	ND<0.50	ND<0.50	ND<5.0	--	
05/08/02	137.68	8.04	0.00	129.64	-0.88	ND<50	--	ND<0.50	ND<0.50	ND<0.50	ND<0.50	ND<5.0	--	
08/09/02	137.68	9.27	0.00	128.41	-1.23	--	ND<50	ND<0.50	ND<0.50	ND<0.50	ND<1.0	--	ND<2.0	
11/26/02	137.68	8.79	0.00	128.89	0.48	--	ND<50	ND<0.50	ND<0.50	ND<0.50	ND<1.0	--	ND<2.0	
02/14/03	138.89	7.18	0.00	131.71	2.82	--	ND<50	ND<0.50	ND<0.50	ND<0.50	ND<1.0	--	ND<2.0	
05/03/03	138.89	5.88	0.00	133.01	1.30	--	ND<50	ND<0.50	ND<0.50	ND<0.50	ND<1.0	--	ND<2.0	
08/01/03	138.89	8.52	0.00	130.37	-2.64	--	ND<50	ND<0.50	ND<0.50	ND<0.50	ND<1.0	--	ND<2.0	
10/30/03	138.89	10.05	0.00	128.84	-1.53	--	ND<50	0.62	0.83	ND<0.50	ND<1.0	--	ND<5.0	
01/29/04	138.89	6.58	0.00	132.31	3.47	--	ND<50	ND<0.50	ND<0.50	ND<0.50	ND<1.0	--	ND<2.0	
05/27/04	138.89	8.51	0.00	130.38	-1.93	--	ND<50	ND<0.50	ND<0.50	ND<0.50	ND<1.0	--	ND<0.50	
08/31/04	138.89	9.72	0.00	129.17	-1.21	--	ND<50	ND<0.50	ND<0.50	ND<0.50	ND<1.0	--	ND<5.0	
11/18/04	138.89	7.20	0.00	131.69	2.52	--	ND<50	ND<0.50	ND<0.50	ND<0.50	ND<1.0	--	ND<0.50	
D 11/18/04	138.89	7.20	0.00	131.69	2.52	--	--	--	--	--	--	--	ND<5.0	
03/25/05	138.89	5.39	0.00	133.50	1.81	--	ND<50	ND<0.50	ND<0.50	ND<0.50	ND<1.0	--	0.97	

Table 2
HISTORIC FLUID LEVELS AND SELECTED ANALYTICAL RESULTS
May 2000 Through September 2008
76 Station 4625

Date Sampled	TOC Elevation (feet)	Depth to Water (feet)	LPH Thickness (feet)	Ground-water Elevation (feet)	Change in Elevation (feet)	TPH-G (8015M) (µg/l)	TPH-G (GC/MS) (µg/l)	Benzene (µg/l)	Toluene (µg/l)	Ethyl-benzene (µg/l)	Total Xylenes (µg/l)	MTBE (8021B) (µg/l)	MTBE (8260B) (µg/l)	Comments	
MW-3 continued															
	06/22/05	138.89	7.31	0.00	131.58	-1.92	--	ND<0.50	ND<0.50	ND<0.50	ND<0.50	ND<1.0	--	ND<0.50	
	09/26/05	138.89	8.99	0.00	129.90	-1.68	--	ND<0.50	ND<0.50	ND<0.50	ND<0.50	ND<1.0	--	ND<0.50	
D	09/26/05	138.89	8.99	0.00	129.90	-1.68	--	--	ND<0.50	ND<0.50	ND<0.50	ND<0.50	--	ND<0.50	
	12/20/05	138.89	8.03	0.00	130.86	0.96	--	ND<0.50	ND<0.50	ND<0.50	ND<0.50	ND<1.0	--	ND<0.50	
	03/29/06	138.89	8.55	0.00	130.34	-0.52	--	61	ND<0.50	ND<0.50	ND<0.50	ND<1.0	--	0.54	Duplicates obtained by EPA method 8240
D	03/29/06	138.89	8.55	0.00	130.34	-0.52	--	--	ND<0.50	ND<0.50	ND<0.50	ND<1.0	--	0.54	Duplicates obtained by EPA method 8240
	06/12/06	138.89	7.70	0.00	131.19	0.85	--	ND<0.50	ND<0.50	ND<0.50	ND<0.50	ND<1.0	--	ND<0.50	
D	06/12/06	138.89	7.70	0.00	131.19	0.85	--	--	ND<0.50	ND<0.50	ND<0.50	ND<1.0	--	ND<0.50	
	09/27/06	138.89	8.87	0.00	130.02	-1.17	--	ND<0.50	ND<0.50	ND<0.50	ND<0.50	ND<0.50	--	ND<0.50	
D	09/27/06	138.89	8.87	0.00	130.02	-1.17	--	--	ND<0.50	ND<0.50	ND<0.50	ND<0.50	--	ND<0.50	
	12/27/06	138.89	6.10	0.00	132.79	2.77	--	ND<0.50	ND<0.50	ND<0.50	ND<0.50	ND<1.0	--	ND<0.50	
D	12/27/06	138.89	6.10	0.00	132.79	2.77	--	--	ND<0.50	ND<0.50	ND<0.50	ND<0.50	--	ND<0.50	
	03/16/07	138.89	7.14	0.00	131.75	-1.04	--	ND<0.50	ND<0.50	ND<0.50	ND<0.50	ND<1.0	--	ND<0.50	
D	03/16/07	138.89	7.14	0.00	131.75	-1.04	--	--	ND<0.50	ND<0.50	ND<0.50	ND<0.50	--	ND<0.50	
	06/27/07	138.89	8.58	0.00	130.31	-1.44	--	ND<0.50	ND<0.50	ND<0.50	ND<0.50	ND<0.50	--	ND<0.50	
	09/27/07	138.89	9.47	0.00	129.42	-0.89	--	ND<0.50	ND<0.50	ND<0.50	ND<0.50	ND<0.50	--	ND<0.50	
	12/26/07	138.89	7.00	0.00	131.89	2.47	--	ND<0.50	ND<0.50	ND<0.50	ND<0.50	ND<1.0	--	ND<0.50	
	03/26/08	138.89	7.77	0.00	131.12	-0.77	--	ND<0.50	ND<0.50	ND<0.50	ND<0.50	ND<1.0	--	ND<0.50	
	06/17/08	138.89	9.15	0.00	129.74	-1.38	--	ND<0.50	ND<0.50	ND<0.50	ND<0.50	ND<1.0	--	ND<0.50	
	09/15/08	138.89	9.79	0.00	129.10	-0.64	--	ND<0.50	ND<0.50	ND<0.50	ND<0.50	ND<1.0	--	ND<0.50	

MW-4 (Screen Interval in feet: 5.0-25.0)

Table 2
HISTORIC FLUID LEVELS AND SELECTED ANALYTICAL RESULTS
May 2000 Through September 2008
76 Station 4625

Date Sampled	TOC Elevation (feet)	Depth to Water (feet)	LPH Thickness (feet)	Ground-water Elevation (feet)	Change in Elevation (feet)	TPH-G (8015M) (µg/l)	TPH-G (GC/MS) (µg/l)	Benzene (µg/l)	Toluene (µg/l)	Ethyl-benzene (µg/l)	Total Xylenes (µg/l)	MTBE (8021B) (µg/l)	MTBE (8260B) (µg/l)	Comments
MW-4 continued														
05/03/00	136.60	6.48	0.00	130.12	--	ND	--	ND	ND	ND	ND	ND	ND	
07/28/00	136.60	7.55	0.00	129.05	-1.07	ND	--	ND	ND	ND	ND	ND	--	
10/29/00	136.60	6.12	0.00	130.48	1.43	ND	--	ND	ND	ND	ND	ND	--	
02/09/01	136.60	6.14	0.00	130.46	-0.02	ND	--	ND	ND	ND	ND	ND	--	
05/11/01	136.60	7.51	0.00	129.09	-1.37	ND	--	ND	ND	ND	ND	ND	--	
08/10/01	136.60	8.66	0.00	127.94	-1.15	ND<50	--	ND<0.50	ND<0.50	ND<0.50	ND<0.50	ND<5.0	--	
11/07/01	136.60	7.92	0.00	128.68	0.74	ND<50	--	ND<0.50	ND<0.50	ND<0.50	ND<0.50	ND<5.0	--	
02/06/02	136.60	7.18	0.00	129.42	0.74	ND<50	--	ND<0.50	ND<0.50	ND<0.50	ND<0.50	ND<5.0	--	
05/08/02	136.60	6.86	0.00	129.74	0.32	ND<50	--	ND<0.50	ND<0.50	ND<0.50	ND<0.50	ND<5.0	--	
08/09/02	136.60	7.67	0.00	128.93	-0.81	--	ND<50	ND<0.50	ND<0.50	ND<0.50	ND<1.0	--	ND<2.0	
11/26/02	136.60	8.08	0.00	128.52	-0.41	--	ND<50	ND<0.50	ND<0.50	ND<0.50	ND<1.0	--	ND<2.0	
02/14/03	137.81	7.43	0.00	130.38	1.86	--	ND<50	ND<0.50	ND<0.50	ND<0.50	ND<1.0	--	ND<2.0	
05/03/03	137.81	6.05	0.00	131.76	1.38	--	ND<50	ND<0.50	ND<0.50	ND<0.50	ND<1.0	--	ND<2.0	
08/01/03	137.81	8.21	0.00	129.60	-2.16	--	ND<50	ND<0.50	ND<0.50	ND<0.50	ND<1.0	--	ND<2.0	
10/30/03	137.81	9.04	0.00	128.77	-0.83	--	ND<50	1.1	2.3	2.2	7.0	--	ND<2.0	
01/29/04	137.81	8.22	0.00	129.59	0.82	--	ND<50	ND<0.50	ND<0.50	ND<0.50	ND<1.0	--	ND<2.0	
05/27/04	137.81	7.43	0.00	130.38	0.79	--	ND<50	ND<0.50	ND<0.50	ND<0.50	ND<1.0	--	ND<0.50	
08/31/04	137.81	8.35	0.00	129.46	-0.92	--	ND<50	ND<0.50	ND<0.50	ND<0.50	ND<1.0	--	ND<0.50	
11/18/04	137.81	8.26	0.00	129.55	0.09	--	ND<50	ND<0.50	ND<0.50	ND<0.50	ND<1.0	--	ND<0.50	
03/25/05	137.81	4.40	0.00	133.41	3.86	--	ND<50	ND<0.50	ND<0.50	ND<0.50	ND<1.0	--	ND<0.50	
06/22/05	137.81	8.44	0.00	129.37	-4.04	--	ND<50	ND<0.50	ND<0.50	ND<0.50	ND<1.0	--	ND<0.50	
09/26/05	137.81	7.93	0.00	129.88	0.51	--	ND<50	0.51	ND<0.50	0.53	2.3	--	ND<0.50	
12/20/05	137.81	5.65	0.00	132.16	2.28	--	ND<50	ND<0.50	ND<0.50	ND<0.50	ND<1.0	--	ND<0.50	

Table 2
HISTORIC FLUID LEVELS AND SELECTED ANALYTICAL RESULTS
May 2000 Through September 2008
76 Station 4625

Date Sampled	TOC Elevation (feet)	Depth to Water (feet)	LPH Thickness (feet)	Ground-water Elevation (feet)	Change in Elevation (feet)	TPH-G (8015M) (µg/l)	TPH-G (GC/MS) (µg/l)	Benzene (µg/l)	Toluene (µg/l)	Ethyl-benzene (µg/l)	Total Xylenes (µg/l)	MTBE (8021B) (µg/l)	MTBE (8260B) (µg/l)	Comments
MW-4 continued														
03/29/06	137.81	5.15	0.00	132.66	0.50	--	ND<50	ND<0.50	ND<0.50	ND<0.50	ND<1.0	--	ND<0.50	
06/12/06	137.81	5.68	0.00	132.13	-0.53	--	ND<50	ND<0.50	ND<0.50	ND<0.50	ND<1.0	--	ND<0.50	
09/27/06	137.81	7.52	0.00	130.29	-1.84	--	ND<50	ND<0.50	ND<0.50	ND<0.50	ND<0.50	--	ND<0.50	
12/27/06	137.81	6.95	0.00	130.86	0.57	--	ND<50	ND<0.50	ND<0.50	ND<0.50	ND<0.50	--	ND<0.50	
03/16/07	137.81	7.20	0.00	130.61	-0.25	--	ND<50	ND<0.50	ND<0.50	ND<0.50	ND<0.50	--	ND<0.50	
06/27/07	137.81	7.68	0.00	130.13	-0.48	--	ND<50	ND<0.50	ND<0.50	ND<0.50	ND<0.50	--	ND<0.50	
09/27/07	137.81	9.01	0.00	128.80	-1.33	--	ND<50	ND<0.50	ND<0.50	ND<0.50	ND<0.50	--	ND<0.50	
12/26/07	137.81	5.98	0.00	131.83	3.03	--	ND<50	ND<0.50	ND<0.50	ND<0.50	ND<1.0	--	ND<0.50	
03/26/08	137.81	8.83	0.00	128.98	-2.85	--	ND<50	ND<0.50	ND<0.50	ND<0.50	ND<1.0	--	ND<0.50	
06/17/08	137.81	9.05	0.00	128.76	-0.22	--	ND<50	ND<0.50	ND<0.50	ND<0.50	ND<1.0	--	ND<0.50	
09/15/08	137.81	9.03	0.00	128.78	0.02	--	ND<50	ND<0.50	ND<0.50	ND<0.50	ND<1.0	--	ND<0.50	
MW-5 (Screen Interval in feet: 5.0-25.0)														
11/26/02	--	9.89	0.00	--	--	--	2500	350	39	32	640	--	470	
02/14/03	137.66	8.65	0.00	129.01	--	--	6600	920	210	430	1300	--	960	
05/03/03	137.66	8.23	0.00	129.43	0.42	--	33000	2400	2200	2000	7600	--	1500	
08/01/03	137.66	9.63	0.00	128.03	-1.40	--	14000	880	130	630	2000	--	630	
10/30/03	137.66	10.58	0.00	127.08	-0.95	--	1400	75	43	39	140	--	330	
01/29/04	137.66	8.70	0.00	128.96	1.88	--	6300	750	56	400	1000	--	1100	
05/27/04	137.66	9.59	0.00	128.07	-0.89	--	4600	260	15	300	840	--	400	
08/31/04	137.66	10.05	0.00	127.61	-0.46	--	1500	53	ND<2.5	48	49	--	250	
11/18/04	137.66	8.54	0.00	129.12	1.51	--	22000	1300	900	1100	4600	--	1100	
03/25/05	137.66	7.12	0.00	130.54	1.42	--	53000	1400	660	1600	6400	--	1000	
06/22/05	137.66	8.62	0.00	129.04	-1.50	--	5100	240	110	320	1100	--	420	

Table 2
HISTORIC FLUID LEVELS AND SELECTED ANALYTICAL RESULTS
May 2000 Through September 2008
76 Station 4625

Date Sampled	TOC Elevation (feet)	Depth to Water (feet)	LPH Thickness (feet)	Ground-water Elevation (feet)	Change in Elevation (feet)	TPH-G (8015M) (µg/l)	TPH-G (GC/MS) (µg/l)	Benzene (µg/l)	Toluene (µg/l)	Ethyl-benzene (µg/l)	Total Xylenes (µg/l)	MTBE (8021B) (µg/l)	MTBE (8260B) (µg/l)	Comments
MW-5 continued														
09/26/05	137.66	9.70	0.00	127.96	-1.08	--	2500	81	ND<0.50	85	200	--	180	
12/20/05	137.66	8.23	0.00	129.43	1.47	--	3800	220	42	240	620	--	300	
03/29/06	137.66	6.70	0.00	130.96	1.53	--	7100	520	150	470	1500	--	680	
06/12/06	137.66	8.68	0.00	128.98	-1.98	--	7500	290	97	500	1600	--	500	
09/27/06	137.66	9.45	0.00	128.21	-0.77	--	2200	55	ND<0.50	85	170	--	220	
12/27/06	137.66	7.57	0.00	130.09	1.88	--	13000	560	160	750	1900	--	580	
03/16/07	137.66	8.10	0.00	129.56	-0.53	--	8000	340	62	400	700	--	480	
06/27/07	137.66	9.56	0.00	128.10	-1.46	--	8900	330	14	690	1400	--	370	
09/27/07	137.35	9.85	0.00	127.50	-0.60	--	1300	31	ND<0.50	47	23	--	140	
12/26/07	137.35	8.99	0.00	128.36	0.86	--	5700	410	44	470	760	--	650	
03/26/08	137.35	9.22	0.00	128.13	-0.23	--	5400	360	ND<5.0	420	350	--	500	
06/17/08	137.35	9.67	0.00	127.68	-0.45	--	2000	160	ND<0.50	99	64	--	290	
09/15/08	137.35	10.09	0.00	127.26	-0.42	--	230	5.3	ND<0.50	4.5	2.9	--	99	
MW-6 (Screen Interval in feet: 5.0-25.0)														
11/26/02	--	9.19	0.00	--	--	--	11000	1200	2000	400	2300	--	490	
02/14/03	138.88	7.76	0.00	131.12	--	--	13000	2300	1900	560	2300	--	360	
05/03/03	138.88	6.62	0.00	132.26	1.14	--	4300	1000	640	260	990	--	300	
08/01/03	138.88	9.05	0.00	129.83	-2.43	--	16000	2600	2300	740	2900	--	660	
10/30/03	138.88	10.43	0.00	128.45	-1.38	--	2900	420	260	120	480	--	450	
01/29/04	138.88	7.81	0.00	131.07	2.62	--	400	58	21	14	65	--	62	
05/27/04	138.88	9.11	0.00	129.77	-1.30	--	580	58	14	20	69	--	410	
08/31/04	138.88	9.76	0.00	129.12	-0.65	--	660	77	7.0	19	65	--	360	
11/18/04	138.88	7.68	0.00	131.20	2.08	--	660	92	19	20	80	--	130	

Table 2
HISTORIC FLUID LEVELS AND SELECTED ANALYTICAL RESULTS
May 2000 Through September 2008
76 Station 4625

Date Sampled	TOC Elevation (feet)	Depth to Water (feet)	LPH Thickness (feet)	Ground-water Elevation (feet)	Change in Elevation (feet)	TPH-G (8015M) (µg/l)	TPH-G (GC/MS) (µg/l)	Benzene (µg/l)	Toluene (µg/l)	Ethyl-benzene (µg/l)	Total Xylenes (µg/l)	MTBE (8021B) (µg/l)	MTBE (8260B) (µg/l)	Comments
MW-6 continued														
03/25/05	138.88	5.83	0.00	133.05	1.85	--	870	82	13	15	73	--	90	
06/22/05	138.88	7.83	0.00	131.05	-2.00	--	480	84	2.4	23	72	--	360	
09/26/05	138.88	9.50	0.00	129.38	-1.67	--	440	72	0.65	12	52	--	160	
12/20/05	138.88	6.91	0.00	131.97	2.59	--	ND<50	ND<0.50	ND<0.50	ND<0.50	ND<1.0	--	ND<0.50	
03/29/06	138.88	6.48	0.00	132.40	0.43	--	430	61	13	11	41	--	130	
06/12/06	138.88	8.10	0.00	130.78	-1.62	--	1000	190	8.0	28	130	--	310	
09/27/06	138.88	9.25	0.00	129.63	-1.15	--	330	19	0.87	5.4	29	--	220	
12/27/06	138.88	6.88	0.00	132.00	2.37	--	220	13	2.4	3.8	9.6	--	75	
03/16/07	138.88	7.73	0.00	131.15	-0.85	--	160	22	8.7	3.5	12	--	82	
06/27/07	138.88	8.98	0.00	129.90	-1.25	--	310	2.9	ND<0.50	1.4	2.0	--	370	
09/27/07	138.69	9.82	0.00	128.87	-1.03	--	500	14	ND<0.50	7.3	3.5	--	190	
12/26/07	138.69	7.44	0.00	131.25	2.38	--	64	4.8	1.2	1.6	2.8	--	51	
03/26/08	138.69	8.32	0.00	130.37	-0.88	--	200	21	1.1	4.0	2.6	--	97	
06/17/08	138.69	9.63	0.00	129.06	-1.31	--	180	7.1	ND<0.50	2.8	2.0	--	250	
09/15/08	138.69	10.08	0.00	128.61	-0.45	--	150	0.90	ND<0.50	ND<0.50	ND<1.0	--	200	
MW-7 (Screen Interval in feet: 40.0-55.0)														
09/27/07	138.74	9.62	0.00	129.12	--	--	240	6.7	ND<0.50	24	5.0	--	16	
12/26/07	138.74	8.60	0.00	130.14	1.02	--	73	ND<0.50	ND<0.50	9.5	ND<1.0	--	12	
03/26/08	138.74	13.70	0.00	125.04	-5.10	--	ND<50	ND<0.50	ND<0.50	0.70	ND<1.0	--	7.0	
06/17/08	138.74	9.81	0.00	128.93	3.89	--	ND<50	ND<0.50	ND<0.50	ND<0.50	ND<1.0	--	2.4	
09/15/08	138.74	10.57	0.00	128.17	-0.76	--	ND<50	ND<0.50	ND<0.50	ND<0.50	ND<1.0	--	1.4	
MW-8 (Screen Interval in feet: 5.0-20.0)														
09/27/07	136.22	10.02	0.00	126.20	--	--	ND<50	ND<0.50	ND<0.50	ND<0.50	ND<0.50	--	ND<0.50	

Table 2
HISTORIC FLUID LEVELS AND SELECTED ANALYTICAL RESULTS
May 2000 Through September 2008
76 Station 4625

Date Sampled	TOC Elevation (feet)	Depth to Water (feet)	LPH Thickness (feet)	Ground-water Elevation (feet)	Change in Elevation (feet)	TPH-G (8015M) (µg/l)	TPH-G (GC/MS) (µg/l)	Benzene (µg/l)	Toluene (µg/l)	Ethyl-benzene (µg/l)	Total Xylenes (µg/l)	MTBE (8021B) (µg/l)	MTBE (8260B) (µg/l)	Comments
MW-8 continued														
12/26/07	136.22	9.02	0.00	127.20	1.00	--	ND<50	ND<0.50	ND<0.50	ND<0.50	ND<1.0	--	ND<0.50	
03/26/08	136.22	9.41	0.00	126.81	-0.39	--	ND<50	ND<0.50	ND<0.50	ND<0.50	ND<1.0	--	ND<0.50	
06/17/08	136.22	10.00	0.00	126.22	-0.59	--	ND<50	ND<0.50	ND<0.50	ND<0.50	ND<1.0	--	ND<0.50	
09/15/08	136.22	10.29	0.00	125.93	-0.29	--	ND<50	ND<0.50	ND<0.50	ND<0.50	ND<1.0	--	ND<0.50	
MW-9 (Screen Interval in feet: 5.0-20.0)														
09/27/07	137.11	10.60	0.00	126.51	--	--	ND<50	ND<0.50	ND<0.50	ND<0.50	ND<0.50	--	ND<0.50	
12/26/07	137.11	9.46	0.00	127.65	1.14	--	ND<50	ND<0.50	ND<0.50	ND<0.50	ND<1.0	--	ND<0.50	
03/26/08	137.11	9.89	0.00	127.22	-0.43	--	ND<50	ND<0.50	ND<0.50	ND<0.50	ND<1.0	--	ND<0.50	
06/17/08	137.11	10.58	0.00	126.53	-0.69	--	ND<50	ND<0.50	ND<0.50	ND<0.50	ND<1.0	--	ND<0.50	
09/15/08	137.11	10.89	0.00	126.22	-0.31	--	ND<50	ND<0.50	ND<0.50	ND<0.50	ND<1.0	--	ND<0.50	
USTW (Screen Interval in feet: --)														
05/03/00	--	8.00	0.00	--	--	--	--	--	--	--	--	--	--	
07/28/00	--	9.28	0.00	--	--	--	--	--	--	--	--	--	--	
10/29/00	--	7.75	0.00	--	--	--	--	--	--	--	--	--	--	
02/09/01	--	6.14	0.00	--	--	--	--	--	--	--	--	--	--	
05/11/01	--	7.96	0.00	--	--	--	--	--	--	--	--	--	--	
08/10/01	--	9.54	0.00	--	--	--	--	--	--	--	--	--	--	
11/07/01	--	9.33	0.00	--	--	--	--	--	--	--	--	--	--	
02/06/02	--	8.08	0.00	--	--	--	--	--	--	--	--	--	--	
05/08/02	--	8.51	0.00	--	--	--	--	--	--	--	--	--	--	
08/09/02	--	9.56	0.00	--	--	--	--	--	--	--	--	--	--	
11/26/02	--	9.16	0.00	--	--	--	--	--	--	--	--	--	--	
05/03/03	--	6.25	0.00	--	--	--	--	--	--	--	--	--	--	

Table 2
HISTORIC FLUID LEVELS AND SELECTED ANALYTICAL RESULTS
May 2000 Through September 2008
76 Station 4625

Date Sampled	TOC Elevation (feet)	Depth to Water (feet)	LPH Thickness (feet)	Ground-water Elevation (feet)	Change in Elevation (feet)	TPH-G (8015M) (µg/l)	TPH-G (GC/MS) (µg/l)	Benzene (µg/l)	Toluene (µg/l)	Ethyl-benzene (µg/l)	Total Xylenes (µg/l)	MTBE (8021B) (µg/l)	MTBE (8260B) (µg/l)	Comments
USTW continued														
08/01/03	--	8.99	--	--	--	--	--	--	--	--	--	--	--	
10/30/03	--	10.44	0.00	--	--	--	--	--	--	--	--	--	--	Monitored Only
01/29/04	--	6.52	0.00	--	--	--	--	--	--	--	--	--	--	Monitored Only
05/27/04	--	8.98	0.00	--	--	--	--	--	--	--	--	--	--	Monitored Only
08/31/04	--	9.75	0.00	--	--	--	--	--	--	--	--	--	--	Monitored Only
11/18/04	--	7.39	0.00	--	--	--	--	--	--	--	--	--	--	Monitored Only-UST well
03/25/05	--	5.01	0.00	--	--	--	--	--	--	--	--	--	--	Monitor only
06/22/05	--	7.63	0.00	--	--	--	--	--	--	--	--	--	--	Monitored Only
09/26/05	--	9.45	0.00	--	--	--	--	--	--	--	--	--	--	Monitored Only
12/20/05	--	5.35	0.00	--	--	--	--	--	--	--	--	--	--	Monitored Only
03/29/06	--	4.83	0.00	--	--	--	--	--	--	--	--	--	--	Monitored Only
06/12/06	--	8.05	0.00	--	--	--	--	--	--	--	--	--	--	Monitored Only
09/27/06	--	9.21	0.00	--	--	--	--	--	--	--	--	--	--	Monitored Only
12/27/06	--	6.37	0.00	--	--	--	--	--	--	--	--	--	--	Monitored Only
03/16/07	--	7.43	0.00	--	--	--	--	--	--	--	--	--	--	Monitored Only
06/27/07	--	8.92	0.00	--	--	--	--	--	--	--	--	--	--	Monitored Only
09/27/07	--	9.80	0.00	--	--	--	--	--	--	--	--	--	--	Monitored Only
12/26/07	--	9.72	0.00	--	--	--	--	--	--	--	--	--	--	Monitored only
03/26/08	--	8.10	0.00	--	--	--	--	--	--	--	--	--	--	Monitored Only
06/17/08	--	9.59	0.00	--	--	--	--	--	--	--	--	--	--	Monitored Only
09/15/08	--	10.08	0.00	--	--	--	--	--	--	--	--	--	--	Monitored only

Table 2 a
ADDITIONAL HISTORIC ANALYTICAL RESULTS
76 Station 4625

Date Sampled	TPH-D (µg/l)	TBA (µg/l)	Ethanol (8260B) (µg/l)	Ethylene- dibromide (EDB) (µg/l)	1,2-DCA (EDC) (µg/l)	DIPE (µg/l)	ETBE (µg/l)	TAME (µg/l)	Total Oil and Grease (mg/l)	Acenaph- thylene (µg/l)	Acetone (µg/l)	Bromo- benzene (µg/l)
MW-1												
02/09/01	--	ND	ND	ND	ND	ND	ND	ND	--	--	--	--
05/11/01	--	ND	ND	ND	ND	ND	ND	ND	--	--	--	--
08/10/01	--	ND<100	ND<1000	ND<2.0	ND<2.0	ND<2.0	ND<2.0	ND<2.0	--	--	--	--
11/07/01	--	ND<20	ND<500	ND<1.0	ND<1.0	ND<1.0	ND<1.0	ND<1.0	--	--	--	--
02/06/02	--	ND<100	ND<500	ND<2.0	ND<2.0	ND<2.0	ND<2.0	ND<2.0	--	--	--	--
05/08/02	--	ND<100	ND<500	ND<2.0	ND<2.0	ND<2.0	ND<2.0	ND<2.0	--	--	--	--
08/09/02	--	ND<100	ND<500	ND<2.0	ND<2.0	ND<2.0	ND<2.0	ND<2.0	--	--	--	--
11/26/02	--	ND<100	ND<500	ND<2.0	ND<2.0	ND<2.0	ND<2.0	ND<2.0	--	--	--	--
02/14/03	--	ND<100	ND<500	ND<2.0	ND<2.0	ND<2.0	ND<2.0	ND<2.0	--	--	--	--
05/03/03	--	ND<100	ND<500	ND<2.0	ND<2.0	ND<2.0	ND<2.0	ND<2.0	--	--	--	--
08/01/03	--	ND<100	ND<500	ND<2.0	ND<2.0	ND<2.0	ND<2.0	ND<2.0	--	--	--	--
10/30/03	--	ND<100	ND<500	ND<2.0	ND<2.0	ND<2.0	ND<2.0	ND<2.0	--	--	--	--
01/29/04	--	--	ND<500	--	--	--	--	--	--	--	--	--
05/27/04	--	ND<5.0	ND<50	ND<0.50	ND<0.50	ND<1.0	ND<0.50	ND<0.50	--	--	--	--
08/31/04	--	ND<5.0	ND<50	ND<0.5	ND<0.5	ND<1.0	ND<0.5	ND<0.5	--	--	--	--
11/18/04	--	ND<5.0	ND<50	ND<0.50	ND<0.50	ND<1.0	ND<0.50	ND<0.50	--	--	--	--
03/25/05	--	--	ND<50	--	--	--	--	--	--	--	--	--
06/22/05	--	--	ND<1000	--	--	--	--	--	--	--	--	--
09/26/05	--	--	ND<1000	--	--	--	--	--	--	--	--	--
12/20/05	--	ND<10	ND<250	ND<0.50	ND<0.50	ND<0.50	ND<0.50	ND<0.50	--	--	--	--
03/29/06	--	--	ND<250	--	--	--	--	--	--	--	--	--
06/12/06	--	ND<10	ND<250	ND<0.50	ND<0.50	ND<0.50	ND<0.50	ND<0.50	--	--	--	--
09/27/06	--	--	ND<250	--	--	--	--	--	--	--	--	--
12/27/06	--	--	ND<250	--	--	--	--	--	--	--	--	--
03/16/07	--	--	ND<250	--	--	--	--	--	--	--	--	--

Table 2 a
ADDITIONAL HISTORIC ANALYTICAL RESULTS
76 Station 4625

Date Sampled	TPH-D (µg/l)	TBA (µg/l)	Ethanol (8260B) (µg/l)	Ethylene- dibromide (EDB) (µg/l)	1,2-DCA (EDC) (µg/l)	DIPE (µg/l)	ETBE (µg/l)	TAME (µg/l)	Total Oil and Grease (mg/l)	Acenaph- thylene (µg/l)	Acetone (µg/l)	Bromo- benzene (µg/l)
MW-1 continued												
06/27/07	--	--	ND<250	--	--	--	--	--	--	--	--	--
09/27/07	--	--	ND<250	--	--	--	--	--	--	--	--	--
12/26/07	--	--	ND<250	--	--	--	--	--	--	--	--	--
03/26/08	--	--	ND<250	--	--	--	--	--	--	--	--	--
06/17/08	--	--	ND<250	--	--	--	--	--	--	--	--	--
09/15/08	--	--	ND<250	--	--	--	--	--	--	--	--	--
MW-2												
08/01/03	--	--	ND<500	--	--	--	--	--	--	--	--	--
10/30/03	--	--	ND<500	--	--	--	--	--	--	--	--	--
01/29/04	--	--	ND<500	--	--	--	--	--	--	--	--	--
05/27/04	--	--	ND<50	--	--	--	--	--	--	--	--	--
08/31/04	--	--	ND<50	--	--	--	--	--	--	--	--	--
11/18/04	--	--	ND<50	--	--	--	--	--	--	--	--	--
03/25/05	--	--	ND<50	--	--	--	--	--	--	--	--	--
06/22/05	--	--	ND<1000	--	--	--	--	--	--	--	--	--
09/26/05	--	--	ND<1000	--	--	--	--	--	--	--	--	--
12/20/05	--	--	ND<250	--	--	--	--	--	--	--	--	--
03/29/06	--	--	ND<250	--	--	--	--	--	--	--	--	--
06/12/06	--	--	ND<250	--	--	--	--	--	--	--	--	--
09/27/06	--	--	ND<250	--	--	--	--	--	--	--	--	--
12/27/06	--	--	ND<250	--	--	--	--	--	--	--	--	--
03/16/07	--	--	ND<250	--	--	--	--	--	--	--	--	--
06/27/07	--	--	ND<250	--	--	--	--	--	--	--	--	--
09/27/07	--	--	ND<250	--	--	--	--	--	--	--	--	--
12/26/07	--	--	ND<250	--	--	--	--	--	--	--	--	--

Table 2 a
ADDITIONAL HISTORIC ANALYTICAL RESULTS
76 Station 4625

Date Sampled	TPH-D (µg/l)	TBA (µg/l)	Ethanol (8260B) (µg/l)	Ethylene- dibromide (EDB) (µg/l)	1,2-DCA (EDC) (µg/l)	DIPE (µg/l)	ETBE (µg/l)	TAME (µg/l)	Total Oil and Grease (mg/l)	Acenaph- thylene (µg/l)	Acetone (µg/l)	Bromo- benzene (µg/l)
MW-2 continued												
03/26/08	--	--	ND<250	--	--	--	--	--	--	--	--	--
06/17/08	--	--	ND<250	--	--	--	--	--	--	--	--	--
09/15/08	--	--	ND<250	--	--	--	--	--	--	--	--	--
MW-3												
05/03/00	93	--	--	--	--	--	--	--	ND	--	--	--
07/28/00	ND	ND	--	ND	ND	ND	ND	ND	ND	--	--	--
10/29/00	ND	--	--	--	--	--	--	--	7.0	--	--	--
02/09/01	72	--	--	--	--	--	--	--	ND	--	--	--
05/11/01	ND	--	--	--	--	--	--	--	ND	--	--	--
08/10/01	63	--	--	--	--	--	--	--	ND<5.0	--	--	--
11/07/01	88	--	--	--	--	--	--	--	ND<5.0	--	--	--
02/06/02	ND<310	--	--	--	--	--	--	--	ND<5.0	--	--	--
05/08/02	ND<53	--	--	--	--	--	--	--	ND<5.2	--	--	--
08/09/02	ND<50	--	--	--	--	--	--	--	ND<1.0	--	--	--
11/26/02	ND<50	--	--	--	--	--	--	--	ND<1.0	--	--	--
02/14/03	ND<50	--	--	--	--	--	--	--	ND<1.0	--	--	--
05/03/03	ND<50	--	--	--	--	--	--	--	ND<1.0	--	--	--
08/01/03	ND<50	--	ND<500	--	--	--	--	--	ND<4.0	--	--	--
10/30/03	ND<50	--	ND<500	ND<0.50	ND<0.50	--	--	--	ND<1.0	--	ND<50	ND<1.0
01/29/04	ND<50	--	ND<500	ND<0.50	ND<0.50	--	--	--	ND<1.0	ND<2.7	ND<50	ND<1.0
05/27/04	--	ND<5.0	ND<50	ND<0.50	ND<0.50	ND<1.0	ND<0.50	ND<0.50	ND<1.0	ND<4.0	ND<50	ND<1.0
08/31/04	ND<50	--	ND<50	ND<0.50	ND<0.50	--	--	--	1.2	ND<2.0	ND<50	ND<1.0
11/18/04	ND<50	--	ND<50	ND<0.50	ND<0.50	--	--	--	ND<5.0	--	ND<50	ND<1.0
03/25/05	ND<50	--	ND<50	ND<0.50	ND<0.50	--	--	--	ND<2.0	ND<2.0	ND<50	ND<1.0
06/22/05	--	--	ND<1000	--	ND<0.50	--	--	--	ND<5.0	--	--	--

Table 2 a
ADDITIONAL HISTORIC ANALYTICAL RESULTS
76 Station 4625

Date Sampled	TPH-D (µg/l)	TBA (µg/l)	Ethanol (8260B) (µg/l)	Ethylene- dibromide (EDB) (µg/l)	1,2-DCA (EDC) (µg/l)	DIPE (µg/l)	ETBE (µg/l)	TAME (µg/l)	Total Oil and Grease (mg/l)	Acenaph- thylene (µg/l)	Acetone (µg/l)	Bromo- benzene (µg/l)
MW-3 continued												
09/26/05	ND<200	--	ND<1000	--	ND<0.50	--	--	--	ND<5.0	--	--	--
12/20/05	ND<200	--	ND<250	--	ND<0.50	--	--	--	ND<5.0	--	--	--
03/29/06	ND<200	--	ND<250	--	ND<0.50	--	--	--	--	--	--	--
06/12/06	ND<200	--	ND<250	--	ND<0.50	--	--	--	ND<5.0	--	--	--
D 06/12/06	--	--	ND<250	--	--	--	--	--	--	--	--	--
09/27/06	ND<50	--	ND<250	--	ND<0.50	--	--	--	ND<5.0	--	--	--
12/27/06	55	--	ND<250	--	ND<0.50	--	--	--	ND<5.0	--	--	--
03/16/07	ND<50	--	ND<250	--	ND<0.50	--	--	--	ND<5.0	--	--	--
06/27/07	63	--	ND<250	--	ND<0.50	--	--	--	ND<5.0	--	--	--
09/27/07	87	ND<10	ND<250	ND<0.50	ND<0.50	ND<0.50	ND<0.50	ND<0.50	ND<5.0	--	--	ND<0.50
12/26/07	ND<50	ND<10	ND<250	ND<0.50	ND<0.50	ND<0.50	ND<0.50	ND<0.50	ND<5.0	--	--	ND<0.50
03/26/08	ND<50	ND<10	ND<250	ND<0.50	ND<0.50	ND<0.50	ND<0.50	ND<0.50	ND<5.0	--	--	ND<0.50
06/17/08	ND<50	ND<10	ND<250	ND<0.50	ND<0.50	ND<0.50	ND<0.50	ND<0.50	ND<5.0	--	--	ND<0.50
09/15/08	ND<50	ND<10	ND<250	ND<0.50	ND<0.50	ND<0.50	ND<0.50	ND<0.50	ND<5.0	--	--	ND<0.50
MW-4												
02/14/03	--	ND<100	ND<500	ND<2.0	ND<2.0	ND<2.0	ND<2.0	ND<2.0	--	--	--	--
08/01/03	--	--	ND<500	ND<2.0	--	--	--	--	--	--	--	--
10/30/03	--	--	ND<500	--	--	--	--	--	--	--	--	--
01/29/04	--	--	ND<500	--	--	--	--	--	--	--	--	--
05/27/04	--	--	ND<50	--	--	--	--	--	--	--	--	--
08/31/04	--	--	ND<50	--	--	--	--	--	--	--	--	--
11/18/04	--	--	ND<50	--	--	--	--	--	--	--	--	--
03/25/05	--	--	ND<50	--	--	--	--	--	--	--	--	--
06/22/05	--	--	ND<1000	--	--	--	--	--	--	--	--	--
09/26/05	--	--	ND<1000	--	--	--	--	--	--	--	--	--

Table 2 a
ADDITIONAL HISTORIC ANALYTICAL RESULTS
76 Station 4625

Date Sampled	TPH-D (µg/l)	TBA (µg/l)	Ethanol (8260B) (µg/l)	Ethylene- dibromide (EDB) (µg/l)	1,2-DCA (EDC) (µg/l)	DIPE (µg/l)	ETBE (µg/l)	TAME (µg/l)	Total Oil and Grease (mg/l)	Acenaph- thylene (µg/l)	Acetone (µg/l)	Bromo- benzene (µg/l)
MW-4 continued												
12/20/05	--	--	ND<250	--	--	--	--	--	--	--	--	--
03/29/06	--	--	ND<250	--	--	--	--	--	--	--	--	--
06/12/06	--	--	ND<250	--	--	--	--	--	--	--	--	--
09/27/06	--	--	ND<250	--	--	--	--	--	--	--	--	--
12/27/06	--	--	ND<250	--	--	--	--	--	--	--	--	--
03/16/07	--	--	ND<250	--	--	--	--	--	--	--	--	--
06/27/07	--	--	ND<250	--	--	--	--	--	--	--	--	--
09/27/07	--	--	ND<250	--	--	--	--	--	--	--	--	--
12/26/07	--	--	ND<250	--	--	--	--	--	--	--	--	--
03/26/08	--	--	ND<250	--	--	--	--	--	--	--	--	--
06/17/08	--	--	ND<250	--	--	--	--	--	--	--	--	--
09/15/08	--	--	ND<250	--	--	--	--	--	--	--	--	--
MW-5												
11/26/02	--	ND<1000	ND<5000	ND<20	ND<20	ND<20	ND<20	ND<20	--	--	--	--
02/14/03	--	ND<1000	ND<5000	ND<20	ND<20	ND<20	ND<20	ND<20	--	--	--	--
05/03/03	--	ND<10000	ND<50000	ND<200	ND<200	ND<200	ND<200	ND<200	--	--	--	--
08/01/03	--	ND<1000	ND<5000	ND<20	ND<20	ND<20	ND<20	ND<20	--	--	--	--
10/30/03	--	ND<500	ND<2500	ND<10	ND<10	ND<10	ND<10	ND<10	--	--	--	--
01/29/04	--	ND<1000	ND<5000	ND<20	ND<20	ND<20	ND<20	ND<20	--	--	--	--
05/27/04	--	ND<50	ND<500	ND<5.0	ND<5.0	ND<10	ND<5.0	ND<5.0	--	--	--	--
08/31/04	--	ND<25	ND<250	ND<2.5	ND<2.5	ND<5.0	ND<2.5	ND<2.5	--	--	--	--
11/18/04	--	140	ND<1000	ND<10	ND<10	ND<20	ND<10	ND<10	--	--	--	--
03/25/05	--	ND<250	ND<2500	ND<25	ND<25	ND<25	ND<25	ND<25	--	--	--	--
06/22/05	--	16	ND<1000	ND<0.50	ND<0.50	ND<0.50	ND<0.50	ND<0.50	--	--	--	--
09/26/05	--	ND<10	ND<1000	ND<0.50	ND<0.50	ND<0.50	ND<0.50	ND<0.50	--	--	--	--

Table 2 a
ADDITIONAL HISTORIC ANALYTICAL RESULTS
76 Station 4625

Date Sampled	TPH-D (µg/l)	TBA (µg/l)	Ethanol (8260B) (µg/l)	Ethylene- dibromide (EDB) (µg/l)	1,2-DCA (EDC) (µg/l)	DIPE (µg/l)	ETBE (µg/l)	TAME (µg/l)	Total Oil and Grease (mg/l)	Acenaph- thylene (µg/l)	Acetone (µg/l)	Bromo- benzene (µg/l)
MW-5 continued												
12/20/05	--	ND<500	ND<12000	ND<25	ND<25	ND<25	ND<25	ND<25	--	--	--	--
03/29/06	--	ND<100	ND<2500	ND<5.0	ND<5.0	ND<5.0	ND<5.0	ND<5.0	--	--	--	--
06/12/06	--	ND<100	ND<2500	ND<5.0	ND<5.0	ND<5.0	ND<5.0	ND<5.0	--	--	--	--
09/27/06	--	ND<10	ND<250	ND<0.50	ND<0.50	ND<0.50	ND<0.50	ND<0.50	--	--	--	--
12/27/06	--	93	ND<250	ND<0.50	ND<0.50	ND<0.50	ND<0.50	ND<0.50	--	--	--	--
03/16/07	--	45	ND<250	ND<0.50	ND<0.50	ND<0.50	ND<0.50	ND<0.50	--	--	--	--
06/27/07	--	51	ND<250	ND<0.50	ND<0.50	ND<0.50	ND<0.50	ND<0.50	--	--	--	--
09/27/07	--	ND<10	ND<250	ND<0.50	ND<0.50	ND<0.50	ND<0.50	ND<0.50	--	--	--	--
12/26/07	--	230	ND<250	ND<0.50	ND<0.50	ND<0.50	ND<0.50	ND<0.50	--	--	--	--
03/26/08	--	230	ND<2500	ND<5.0	ND<5.0	ND<5.0	ND<5.0	ND<5.0	--	--	--	--
06/17/08	--	77	ND<250	ND<0.50	ND<0.50	ND<0.50	ND<0.50	ND<0.50	--	--	--	--
09/15/08	--	32	ND<250	ND<0.50	ND<0.50	ND<0.50	ND<0.50	ND<0.50	--	--	--	--
MW-6												
11/26/02	--	ND<2000	ND<10000	ND<40	ND<40	ND<40	ND<40	ND<40	--	--	--	--
02/14/03	--	ND<2000	ND<10000	ND<40	ND<40	ND<40	ND<40	ND<40	--	--	--	--
05/03/03	--	ND<5000	ND<25000	ND<100	ND<100	ND<100	ND<100	ND<100	--	--	--	--
08/01/03	--	ND<4000	ND<20000	ND<80	ND<80	ND<80	ND<80	ND<80	--	--	--	--
10/30/03	--	ND<1000	ND<5000	ND<20	ND<20	ND<20	ND<20	ND<20	--	--	--	--
01/29/04	--	ND<100	ND<500	ND<2.0	ND<2.0	ND<2.0	ND<2.0	ND<2.0	--	--	--	--
05/27/04	--	ND<25	ND<250	ND<2.5	ND<2.5	ND<5.0	ND<2.5	ND<2.5	--	--	--	--
08/31/04	--	ND<25	ND<250	ND<2.5	ND<2.5	ND<5.0	ND<2.5	ND<2.5	--	--	--	--
11/18/04	--	8.1	ND<50	ND<0.50	ND<0.50	ND<1.0	ND<0.50	ND<0.50	--	--	--	--
03/25/05	--	45	ND<50	ND<0.50	ND<0.50	ND<0.50	ND<0.50	ND<0.50	--	--	--	--
06/22/05	--	ND<10	ND<1000	ND<0.50	ND<0.50	ND<0.50	ND<0.50	ND<0.50	--	--	--	--
09/26/05	--	ND<10	ND<1000	ND<0.50	ND<0.50	ND<0.50	ND<0.50	ND<0.50	--	--	--	--

Table 2 a
ADDITIONAL HISTORIC ANALYTICAL RESULTS
76 Station 4625

Date Sampled	TPH-D (µg/l)	TBA (µg/l)	Ethanol (8260B) (µg/l)	Ethylene- dibromide (EDB) (µg/l)	1,2-DCA (EDC) (µg/l)	DIPE (µg/l)	ETBE (µg/l)	TAME (µg/l)	Total Oil and Grease (mg/l)	Acenaph- thylene (µg/l)	Acetone (µg/l)	Bromo- benzene (µg/l)
MW-6 continued												
12/20/05	--	ND<10	ND<250	ND<0.50	ND<0.50	ND<0.50	ND<0.50	ND<0.50	--	--	--	--
03/29/06	--	ND<10	ND<250	ND<0.50	ND<0.50	ND<0.50	ND<0.50	ND<0.50	--	--	--	--
06/12/06	--	ND<50	ND<1200	ND<2.5	ND<2.5	ND<2.5	ND<2.5	ND<2.5	--	--	--	--
09/27/06	--	ND<10	ND<250	ND<0.50	ND<0.50	ND<0.50	ND<0.50	ND<0.50	--	--	--	--
12/27/06	--	ND<10	ND<250	ND<0.50	ND<0.50	ND<0.50	ND<0.50	ND<0.50	--	--	--	--
03/16/07	--	ND<10	ND<250	ND<0.50	ND<0.50	ND<0.50	ND<0.50	ND<0.50	--	--	--	--
06/27/07	--	ND<10	ND<250	ND<0.50	ND<0.50	ND<0.50	ND<0.50	ND<0.50	--	--	--	--
09/27/07	--	110	ND<250	ND<0.50	ND<0.50	ND<0.50	ND<0.50	ND<0.50	--	--	--	--
12/26/07	--	ND<10	ND<250	ND<0.50	ND<0.50	ND<0.50	ND<0.50	ND<0.50	--	--	--	--
03/26/08	--	14	ND<250	ND<0.50	ND<0.50	ND<0.50	ND<0.50	ND<0.50	--	--	--	--
06/17/08	--	ND<10	ND<250	ND<0.50	ND<0.50	ND<0.50	ND<0.50	ND<0.50	--	--	--	--
09/15/08	--	ND<10	ND<250	ND<0.50	ND<0.50	ND<0.50	ND<0.50	ND<0.50	--	--	--	--
MW-7												
09/27/07	--	ND<10	ND<250	ND<0.50	ND<0.50	ND<0.50	ND<0.50	ND<0.50	--	--	--	--
12/26/07	--	ND<10	ND<250	ND<0.50	ND<0.50	ND<0.50	ND<0.50	ND<0.50	--	--	--	--
03/26/08	--	ND<10	ND<250	ND<0.50	ND<0.50	ND<0.50	ND<0.50	ND<0.50	--	--	--	--
06/17/08	--	ND<10	ND<250	ND<0.50	ND<0.50	ND<0.50	ND<0.50	ND<0.50	--	--	--	--
09/15/08	--	ND<10	ND<250	ND<0.50	ND<0.50	ND<0.50	ND<0.50	ND<0.50	--	--	--	--
MW-8												
09/27/07	--	ND<10	ND<250	ND<0.50	ND<0.50	ND<0.50	ND<0.50	ND<0.50	--	--	--	--
12/26/07	--	ND<10	ND<250	ND<0.50	ND<0.50	ND<0.50	ND<0.50	ND<0.50	--	--	--	--
03/26/08	--	ND<10	ND<250	ND<0.50	ND<0.50	ND<0.50	ND<0.50	ND<0.50	--	--	--	--
06/17/08	--	14	ND<250	ND<0.50	ND<0.50	ND<0.50	ND<0.50	ND<0.50	--	--	--	--
09/15/08	--	ND<10	ND<250	ND<0.50	ND<0.50	ND<0.50	ND<0.50	ND<0.50	--	--	--	--

Table 2 a
ADDITIONAL HISTORIC ANALYTICAL RESULTS
76 Station 4625

Date Sampled			Ethanol	Ethylene-	1,2-DCA				Total Oil	Acenaph-	Acetone	Bromo-
	TPH-D (µg/l)	TBA (µg/l)	(8260B) (µg/l)	dibromide (EDB) (µg/l)	(EDC) (µg/l)	DIPE (µg/l)	ETBE (µg/l)	TAME (µg/l)	and Grease (mg/l)	thylene (µg/l)	(µg/l)	benzene (µg/l)
MW-9												
09/27/07	--	ND<10	ND<250	ND<0.50	ND<0.50	ND<0.50	ND<0.50	ND<0.50	--	--	--	--
12/26/07	--	ND<10	ND<250	ND<0.50	ND<0.50	ND<0.50	ND<0.50	ND<0.50	--	--	--	--
03/26/08	--	ND<10	ND<250	ND<0.50	ND<0.50	ND<0.50	ND<0.50	ND<0.50	--	--	--	--
06/17/08	--	22	ND<250	ND<0.50	ND<0.50	ND<0.50	ND<0.50	ND<0.50	--	--	--	--
09/15/08	--	ND<10	ND<250	ND<0.50	ND<0.50	ND<0.50	ND<0.50	ND<0.50	--	--	--	--

Table 2 b
ADDITIONAL HISTORIC ANALYTICAL RESULTS
76 Station 4625

Date Sampled	Bromo-chloro-methane (µg/l)	Bromo-dichloro-methane (µg/l)	Bromo-form (µg/l)	Bromo-methane (µg/l)	n-Butyl-benzene (µg/l)	sec-Butyl-benzene (µg/l)	tert-Butyl benzene (µg/l)	Carbon Disulfide (µg/l)	Carbon Tetra-chloride (µg/l)	Chloro-benzene (µg/l)	Chloro-ethane (µg/l)	2-Chloroethyl vinyl ether (µg/l)
MW-3												
10/30/03	ND<1.0	ND<1.0	ND<0.50	ND<1.0	ND<1.0	ND<1.0	ND<1.0	ND<5.0	ND<0.50	ND<0.50	ND<1.0	ND<5.0
01/29/04	ND<1.0	ND<0.50	ND<0.50	ND<1.0	ND<1.0	ND<1.0	ND<1.0	ND<5.0	ND<0.50	ND<0.50	ND<1.0	ND<5.0
05/27/04	ND<1.0	ND<0.50	ND<0.50	ND<1.0	ND<1.0	ND<1.0	ND<1.0	ND<5.0	ND<0.50	ND<0.50	ND<1.0	ND<5.0
08/31/04	ND<1.0	ND<0.50	ND<0.50	ND<1.0	ND<1.0	ND<1.0	ND<1.0	ND<5.0	ND<0.50	ND<0.50	ND<1.0	ND<5.0
11/18/04	ND<1.0	ND<0.50	ND<0.50	ND<1.0	ND<1.0	ND<1.0	ND<1.0	ND<5.0	ND<0.50	ND<0.50	ND<1.0	--
03/25/05	ND<1.0	ND<0.50	ND<0.50	ND<1.0	ND<1.0	ND<1.0	ND<1.0	ND<5.0	ND<0.50	ND<0.50	ND<1.0	--
06/22/05	--	ND<0.50	ND<0.50	ND<1.0	--	--	--	--	ND<0.50	ND<0.50	ND<0.50	--
09/26/05	--	ND<0.50	ND<0.50	ND<1.0	--	--	--	--	ND<0.50	ND<0.50	ND<0.50	--
12/20/05	--	ND<0.50	ND<0.50	ND<1.0	--	--	--	--	ND<0.50	ND<0.50	ND<0.50	--
03/29/06	--	ND<0.50	ND<0.50	ND<1.0	--	--	--	--	ND<0.50	ND<0.50	ND<0.50	--
06/12/06	--	ND<0.50	ND<0.50	ND<1.0	--	--	--	--	ND<0.50	ND<0.50	ND<0.50	--
09/27/06	--	ND<0.50	ND<0.50	ND<1.0	--	--	--	--	ND<0.50	ND<0.50	ND<0.50	--
12/27/06	--	ND<0.50	ND<0.50	ND<1.0	--	--	--	--	ND<0.50	ND<0.50	ND<0.50	--
03/16/07	--	ND<0.50	ND<0.50	ND<1.0	--	--	--	--	ND<0.50	ND<0.50	ND<0.50	--
06/27/07	--	ND<0.50	ND<0.50	ND<1.0	--	--	--	--	ND<0.50	ND<0.50	ND<0.50	--
09/27/07	ND<0.50	ND<0.50	ND<0.50	ND<1.0	ND<0.50	ND<0.50	ND<0.50	--	ND<0.50	ND<0.50	ND<0.50	--
12/26/07	ND<0.50	ND<0.50	ND<0.50	ND<1.0	ND<0.50	ND<0.50	ND<0.50	--	ND<0.50	ND<0.50	ND<0.50	--
03/26/08	ND<0.50	ND<0.50	ND<0.50	ND<1.0	ND<0.50	ND<0.50	ND<0.50	--	ND<0.50	ND<0.50	ND<0.50	--
06/17/08	ND<0.50	ND<0.50	ND<0.50	ND<1.0	ND<0.50	ND<0.50	ND<0.50	--	ND<0.50	ND<0.50	ND<0.50	--
09/15/08	ND<0.50	ND<0.50	ND<0.50	ND<1.0	ND<0.50	ND<0.50	ND<0.50	--	ND<0.50	ND<0.50	ND<0.50	--

Table 2 c
ADDITIONAL HISTORIC ANALYTICAL RESULTS
76 Station 4625

Date Sampled	Chloroform (µg/l)	Chloro- methane (µg/l)	2- Chloro- toluene (µg/l)	4-Chloro- toluene (µg/l)	1,2Dibrom- 3-chloro- propane (µg/l)	Dibromo- chloro- methane (µg/l)	Dibromo- methane (µg/l)	1,2- Dichloro- benzene (µg/l)	1,3- Dichloro- benzene (µg/l)	1,4- Dichloro- benzene (µg/l)	Dichloro- difluoro- methane (µg/l)	1,1-DCA (µg/l)
MW-3												
10/30/03	ND<1.0	ND<1.0	ND<0.50	ND<0.50	ND<1.0	ND<0.50	ND<0.50	ND<0.50	ND<0.50	ND<0.50	ND<0.50	ND<0.50
01/29/04	ND<1.0	ND<1.0	ND<0.50	ND<0.50	ND<1.0	ND<0.50	ND<0.50	ND<0.50	ND<0.50	ND<2.7	ND<0.50	ND<0.50
05/27/04	ND<1.0	ND<1.0	ND<0.50	ND<0.50	ND<1.0	ND<0.50	ND<0.50	ND<0.50	ND<0.50	ND<0.50	ND<0.50	ND<0.50
08/31/04	ND<1.0	ND<1.0	ND<0.50	ND<0.50	ND<1.0	ND<0.50	ND<0.50	ND<2.0	ND<0.50	ND<0.50	ND<0.50	ND<0.50
11/18/04	ND<1.0	ND<1.0	ND<0.50	ND<0.50	ND<1.0	ND<0.50	ND<0.50	ND<0.50	ND<0.50	ND<0.50	ND<0.50	ND<0.50
03/25/05	ND<1.0	ND<1.0	ND<0.50	ND<0.50	ND<1.0	ND<0.50	ND<0.50	ND<0.50	ND<0.50	ND<0.50	ND<0.50	ND<0.50
06/22/05	0.17J	ND<0.50	--	--	--	ND<0.50	--	ND<2.0	ND<2.0	ND<2.0	--	ND<0.50
09/26/05	ND<0.50	ND<0.50	--	--	--	ND<0.50	--	ND<0.50	ND<0.50	ND<0.50	--	ND<0.50
12/20/05	ND<0.50	ND<0.50	--	--	--	ND<0.50	--	ND<0.50	ND<0.50	ND<0.50	--	ND<0.50
03/29/06	ND<0.50	ND<0.50	--	--	--	ND<0.50	--	ND<0.50	ND<0.50	ND<0.50	--	ND<0.50
06/12/06	ND<0.50	ND<0.50	--	--	--	ND<0.50	--	ND<0.50	ND<0.50	ND<0.50	--	ND<0.50
09/27/06	ND<0.50	ND<0.50	--	--	--	ND<0.50	--	ND<0.50	ND<0.50	ND<0.50	--	ND<0.50
12/27/06	ND<0.50	ND<0.50	--	--	--	ND<0.50	--	ND<0.50	ND<0.50	ND<0.50	--	ND<0.50
03/16/07	ND<0.50	ND<0.50	--	--	--	ND<0.50	--	ND<0.50	ND<0.50	ND<0.50	--	ND<0.50
06/27/07	ND<0.50	ND<0.50	--	--	--	ND<0.50	--	ND<0.50	ND<0.50	ND<0.50	--	ND<0.50
09/27/07	ND<0.50	ND<0.50	ND<0.50	ND<0.50	ND<1.0	ND<0.50	ND<0.50	ND<0.50	ND<0.50	ND<0.50	ND<0.50	ND<0.50
12/26/07	ND<0.50	ND<0.50	ND<0.50	ND<0.50	ND<1.0	ND<0.50	ND<0.50	ND<0.50	ND<0.50	ND<0.50	ND<0.50	ND<0.50
03/26/08	ND<0.50	ND<0.50	ND<0.50	ND<0.50	ND<1.0	ND<0.50	ND<0.50	ND<0.50	ND<0.50	ND<0.50	ND<0.50	ND<0.50
06/17/08	ND<0.50	ND<0.50	ND<0.50	ND<0.50	ND<1.0	ND<0.50	ND<0.50	ND<0.50	ND<0.50	ND<0.50	ND<0.50	ND<0.50
09/15/08	ND<0.50	ND<0.50	ND<0.50	ND<0.50	ND<1.0	ND<0.50	ND<0.50	ND<0.50	ND<0.50	ND<0.50	ND<0.50	ND<0.50

Table 2 d
ADDITIONAL HISTORIC ANALYTICAL RESULTS
76 Station 4625

Date Sampled	1,1-DCE (µg/l)	cis-1,2-DCE (µg/l)	trans-1,2-DCE (µg/l)	1,2-Dichloro- propane (µg/l)	1,3-Dichloro- propane (µg/l)	2,2-Dichloro- propane (µg/l)	1,1-Dichloro- propene (µg/l)	cis-1,3-Dichloro- propene (µg/l)	trans-1,3-Dichloro- propene (µg/l)	Hexa- chloro- butadiene (µg/l)	2- Hexanone (µg/l)	Isopropyl- benzene (µg/l)
MW-3												
05/08/02	--	0.69	--	--	--	--	--	--	--	--	--	--
10/30/03	ND<0.50	ND<0.50	ND<0.50	ND<0.50	ND<1.0	ND<0.50	ND<0.50	ND<0.50	ND<0.50	ND<1.0	ND<50	ND<0.50
01/29/04	ND<0.50	ND<0.50	ND<0.50	ND<0.50	ND<1.0	ND<0.50	ND<0.50	ND<0.50	ND<0.50	ND<2.7	ND<50	ND<0.50
05/27/04	ND<0.50	ND<0.50	ND<0.50	ND<0.50	ND<1.0	ND<0.50	ND<0.50	ND<0.50	ND<0.50	ND<1.0	ND<50	ND<0.50
08/31/04	ND<0.50	ND<0.50	ND<0.50	ND<0.50	ND<1.0	ND<0.50	ND<0.50	ND<0.50	ND<0.50	ND<1.0	ND<50	ND<0.50
11/18/04	ND<0.50	ND<0.50	ND<0.50	ND<0.50	ND<1.0	ND<0.50	ND<0.50	ND<0.50	ND<0.50	ND<1.0	ND<50	ND<0.50
03/25/05	ND<0.50	ND<0.50	ND<0.50	ND<0.50	ND<1.0	ND<0.50	ND<0.50	ND<0.50	ND<0.50	ND<1.0	ND<50	ND<0.50
06/22/05	ND<0.50	--	ND<0.50	ND<0.50	--	--	--	ND<0.50	ND<0.50	ND<2.0	--	--
09/26/05	ND<0.50	--	ND<0.50	ND<0.50	--	--	--	ND<0.50	ND<0.50	ND<2.0	--	--
12/20/05	ND<0.50	--	ND<0.50	ND<0.50	--	--	--	ND<0.50	ND<0.50	ND<2.0	--	--
03/29/06	ND<0.50	--	ND<0.50	ND<0.50	--	--	--	ND<0.50	ND<0.50	--	--	--
06/12/06	ND<0.50	--	ND<0.50	ND<0.50	--	--	--	ND<0.50	ND<0.50	--	--	--
09/27/06	ND<0.50	--	ND<0.50	ND<0.50	--	--	--	ND<0.50	ND<0.50	--	--	--
12/27/06	ND<0.50	--	ND<0.50	ND<0.50	--	--	--	ND<0.50	ND<0.50	--	--	--
03/16/07	ND<0.50	--	ND<0.50	ND<0.50	--	--	--	ND<0.50	ND<0.50	--	--	--
06/27/07	ND<0.50	--	ND<0.50	ND<0.50	--	--	--	ND<0.50	ND<0.50	--	--	--
09/27/07	ND<0.50	ND<0.50	ND<0.50	ND<0.50	ND<0.50	ND<0.50	ND<0.50	ND<0.50	ND<0.50	ND<0.50	--	ND<0.50
12/26/07	ND<0.50	ND<0.50	ND<0.50	ND<0.50	ND<0.50	ND<0.50	ND<0.50	ND<0.50	ND<0.50	ND<0.50	--	ND<0.50
03/26/08	ND<0.50	ND<0.50	ND<0.50	ND<0.50	ND<0.50	ND<0.50	ND<0.50	ND<0.50	ND<0.50	ND<0.50	--	ND<0.50
06/17/08	ND<0.50	ND<0.50	ND<0.50	ND<0.50	ND<0.50	ND<0.50	ND<0.50	ND<0.50	ND<0.50	ND<0.50	--	ND<0.50
09/15/08	ND<0.50	ND<0.50	ND<0.50	ND<0.50	ND<0.50	ND<0.50	ND<0.50	ND<0.50	ND<0.50	ND<0.50	--	ND<0.50

Table 2 e
ADDITIONAL HISTORIC ANALYTICAL RESULTS
76 Station 4625

Date Sampled	p-Isopropyl-toluene (µg/l)	Methyl-ethyl Keytone (µg/l)	Methyl-isobutyl ketone (µg/l)	Methylene chloride (µg/l)	Naphthalene (µg/l)	n-Propyl-benzene (µg/l)	Styrene (µg/l)	1,1,1,2-Tetrachloro-ethane (µg/l)	1,1,1,2-Tetrachloro-ethane (µg/l)	Tetrachloro-ethene (PCE) (µg/l)	Trichloro-trifluoro-ethane (µg/l)	1,2,4-Trichloro-benzene (µg/l)
MW-3												
07/28/00	--	--	--	--	--	--	--	--	--	2.7	--	--
05/08/02	--	--	--	--	--	--	--	--	--	0.56	--	--
10/30/03	ND<1.0	ND<50	ND<50	ND<5.0	ND<1.0	ND<1.0	ND<0.50	ND<0.50	ND<0.50	ND<0.50	ND<0.50	ND<1.0
01/29/04	ND<1.0	ND<50	ND<50	ND<5.0	ND<1.0	ND<1.0	ND<0.50	ND<0.50	ND<0.50	ND<0.50	ND<0.50	ND<1.0
05/27/04	ND<1.0	ND<50	ND<50	ND<5.0	ND<1.0	ND<1.0	ND<0.50	ND<0.50	ND<0.50	ND<0.50	ND<0.50	ND<1.0
08/31/04	ND<1.0	ND<50	ND<50	ND<5.0	ND<1.0	ND<1.0	ND<0.50	ND<0.50	ND<0.50	ND<0.50	ND<0.50	ND<1.0
11/18/04	ND<1.0	ND<50	ND<50	ND<5.0	ND<1.0	ND<1.0	ND<0.50	ND<0.50	ND<0.50	ND<0.50	ND<0.50	ND<1.0
03/25/05	ND<1.0	ND<50	ND<50	ND<5.0	ND<1.0	ND<1.0	ND<0.50	ND<0.50	ND<0.50	ND<0.50	ND<0.50	ND<1.0
06/22/05	--	--	--	ND<1.0	ND<2.0	--	--	--	ND<0.50	ND<0.50	ND<0.50	ND<2.0
09/26/05	--	--	--	ND<1.0	--	--	--	--	ND<0.50	ND<0.50	ND<0.50	--
12/20/05	--	--	--	ND<1.0	ND<2.0	--	--	--	ND<0.50	ND<0.50	ND<0.50	ND<2.0
03/29/06	--	--	--	ND<1.0	--	--	--	--	ND<0.50	ND<0.50	ND<0.50	--
06/12/06	--	--	--	ND<1.0	--	--	--	--	ND<0.50	ND<0.50	ND<0.50	--
09/27/06	--	--	--	ND<1.0	--	--	--	--	ND<0.50	ND<0.50	ND<0.50	--
12/27/06	--	--	--	ND<1.0	--	--	--	--	ND<0.50	ND<0.50	ND<0.50	--
03/16/07	--	--	--	ND<1.0	--	--	--	--	ND<0.50	ND<0.50	ND<0.50	--
06/27/07	--	--	--	ND<1.0	--	--	--	--	ND<0.50	ND<0.50	ND<0.50	--
09/27/07	ND<0.50	--	--	ND<1.0	ND<0.50	ND<0.50	ND<0.50	ND<0.50	ND<0.50	ND<0.50	ND<0.50	ND<0.50
12/26/07	ND<0.50	--	--	ND<1.0	ND<0.50	ND<0.50	ND<0.50	ND<0.50	ND<0.50	ND<0.50	ND<0.50	ND<0.50
03/26/08	ND<0.50	--	--	ND<1.0	ND<0.50	ND<0.50	ND<0.50	ND<0.50	ND<0.50	ND<0.50	ND<0.50	ND<0.50
06/17/08	ND<0.50	--	--	ND<1.0	ND<0.50	ND<0.50	ND<0.50	ND<0.50	ND<0.50	ND<0.50	ND<0.50	ND<0.50
09/15/08	ND<0.50	--	--	ND<1.0	ND<0.50	ND<0.50	ND<0.50	ND<0.50	ND<0.50	ND<0.50	ND<0.50	ND<0.50

Table 2 f
ADDITIONAL HISTORIC ANALYTICAL RESULTS
76 Station 4625

Date Sampled	1,2,3-Trichlorobenzene (µg/l)	1,1,1-Trichloroethane (µg/l)	1,1,2-Trichloroethane (µg/l)	Trichloroethene (TCE) (µg/l)	Trichlorofluoromethane (µg/l)	1,2,3-Trichloropropane (µg/l)	1,2,4-Trimethylbenzene (µg/l)	1,3,5-Trimethylbenzene (µg/l)	Vinylacetate (µg/l)	Vinylchloride (µg/l)	Acenaphthene (µg/l)	Acenaphthylene (svoc) (µg/l)
MW-3												
11/07/01	--	--	--	0.55	--	--	--	--	--	--	--	--
05/08/02	--	--	--	0.86	--	--	--	--	--	--	--	--
10/30/03	ND<1.0	ND<0.50	ND<0.50	ND<0.50	ND<1.0	--	ND<0.50	ND<0.50	ND<25	ND<0.50	--	--
01/29/04	ND<1.0	ND<0.50	ND<0.50	ND<0.50	ND<1.0	--	ND<0.50	ND<0.50	ND<25	ND<0.50	ND<2.7	--
05/27/04	ND<1.0	ND<0.50	ND<0.50	ND<0.50	ND<1.0	--	ND<0.50	ND<0.50	ND<25	ND<0.50	ND<4.0	--
08/31/04	ND<1.0	ND<0.50	ND<0.50	ND<0.50	ND<1.0	--	ND<0.50	ND<0.50	ND<25	ND<0.50	ND<2.0	--
11/18/04	ND<1.0	ND<0.50	ND<0.50	ND<0.50	ND<1.0	--	ND<0.50	ND<0.50	ND<25	ND<0.50	--	--
03/25/05	ND<1.0	ND<0.50	ND<0.50	ND<0.50	ND<1.0	--	ND<0.50	ND<0.50	ND<25	ND<0.50	ND<2.0	--
06/22/05	--	ND<0.50	ND<0.50	0.25J	ND<0.50	--	--	--	--	ND<0.50	ND<2.0	ND<2.0
09/26/05	--	ND<0.50	ND<0.50	ND<0.50	ND<0.50	--	--	--	--	ND<0.50	ND<2.0	ND<2.0
12/20/05	--	ND<0.50	ND<0.50	ND<0.50	ND<0.50	--	--	--	--	ND<0.50	ND<2.0	ND<2.0
03/29/06	--	ND<0.50	ND<0.50	ND<0.50	ND<0.50	--	--	--	--	ND<0.50	ND<2.0	ND<2.0
06/12/06	--	ND<0.50	ND<0.50	ND<0.50	ND<0.50	--	--	--	--	ND<0.50	ND<2.0	ND<2.0
09/27/06	--	ND<0.50	ND<0.50	ND<0.50	ND<0.50	--	--	--	--	ND<0.50	ND<2.0	ND<2.0
12/27/06	--	ND<0.50	ND<0.50	ND<0.50	ND<0.50	--	--	--	--	ND<0.50	ND<2.0	ND<2.0
03/16/07	--	ND<0.50	ND<0.50	ND<0.50	ND<0.50	--	--	--	--	ND<0.50	ND<2.0	ND<2.0
06/27/07	--	ND<0.50	ND<0.50	ND<0.50	ND<0.50	--	--	--	--	ND<0.50	ND<2.0	ND<2.0
09/27/07	ND<0.50	ND<0.50	ND<0.50	ND<0.50	ND<0.50	ND<1.0	ND<0.50	ND<0.50	--	ND<0.50	ND<2.0	ND<2.0
12/26/07	ND<0.50	ND<0.50	ND<0.50	ND<0.50	ND<0.50	ND<1.0	ND<0.50	ND<0.50	--	ND<0.50	ND<2.0	ND<2.0
03/26/08	ND<0.50	ND<0.50	ND<0.50	ND<0.50	ND<0.50	ND<1.0	ND<0.50	ND<0.50	--	ND<0.50	ND<2.0	ND<2.0
06/17/08	ND<0.50	ND<0.50	ND<0.50	ND<0.50	ND<0.50	ND<1.0	ND<0.50	ND<0.50	--	ND<0.50	ND<2.0	ND<2.0
09/15/08	ND<0.50	ND<0.50	ND<0.50	ND<0.50	ND<0.50	ND<1.0	ND<0.50	ND<0.50	--	ND<0.50	ND<2.0	ND<2.0

Table 2 g
ADDITIONAL HISTORIC ANALYTICAL RESULTS
 76 Station 4625

Date Sampled	Anthracene (µg/l)	Benzo[a]-anthracene (µg/l)	Benzo[a]-pyrene (µg/l)	Benzo[b]-fluoranthene (µg/l)	Benzo-[g,h,i]-perylene (µg/l)	Benzo[k]-fluoranthene (µg/l)	Benzoic Acid (µg/l)	Benzyl Alcohol (µg/l)	Bis(2-chloro-ethoxy) methane (µg/l)	Bis(2-chloro-ethyl) ether (µg/l)	Bis(2-chloro-isopropyl)-ether (µg/l)	Bis(2-ethyl-hexyl) phthalate (µg/l)
MW-3												
01/29/04	ND<2.7	ND<2.7	ND<2.7	ND<2.7	ND<2.7	ND<2.7	--	--	--	--	--	ND<14
05/27/04	ND<4.0	ND<4.0	ND<4.0	ND<4.0	ND<4.0	ND<4.0	--	--	--	--	--	ND<20
08/31/04	ND<2.0	ND<2.0	ND<2.0	ND<2.0	ND<2.0	ND<2.0	--	--	--	--	--	ND<10
03/25/05	ND<2.0	ND<2.0	ND<2.0	ND<2.0	ND<2.0	ND<2.0	ND<10	ND<5.0	ND<5.0	ND<2.0	ND<2.0	ND<10
06/22/05	ND<2.0	ND<2.0	ND<2.0	ND<2.0	ND<2.0	ND<2.0	ND<10	ND<2.0	ND<5.0	ND<2.0	ND<2.0	3.1
09/26/05	ND<2.0	ND<2.0	ND<2.0	ND<2.0	ND<2.0	ND<2.0	ND<10	ND<2.0	ND<2.0	ND<2.0	ND<2.0	ND<5.0
12/20/05	ND<2.0	ND<2.0	ND<2.0	ND<2.0	ND<2.0	ND<2.0	ND<10	ND<2.0	ND<2.0	ND<2.0	ND<2.0	ND<5.0
03/29/06	ND<2.0	ND<2.0	ND<2.0	ND<2.0	ND<2.0	ND<2.0	ND<10	ND<2.0	ND<2.0	ND<2.0	ND<2.0	ND<5.0
06/12/06	ND<2.0	ND<2.0	ND<2.0	ND<2.0	ND<2.0	ND<2.0	ND<10	ND<2.0	ND<2.0	ND<2.0	ND<2.0	ND<5.0
09/27/06	ND<2.0	ND<2.0	ND<2.0	ND<2.0	ND<2.0	ND<2.0	ND<10	ND<2.0	ND<2.0	ND<2.0	ND<2.0	ND<4.0
12/27/06	ND<2.0	ND<2.0	ND<2.0	ND<2.0	ND<2.0	ND<2.0	ND<10	ND<2.0	ND<2.0	ND<2.0	ND<2.0	ND<4.0
03/16/07	ND<2.0	ND<2.0	ND<2.0	ND<2.0	ND<2.0	ND<2.0	ND<10	ND<2.0	ND<2.0	ND<2.0	ND<2.0	ND<4.0
06/27/07	ND<2.0	ND<2.0	ND<2.0	ND<2.0	ND<2.0	ND<2.0	ND<10	ND<2.0	ND<2.0	ND<2.0	ND<2.0	ND<4.0
09/27/07	ND<2.0	ND<2.0	ND<2.0	ND<2.0	ND<2.0	ND<2.0	ND<10	ND<2.0	ND<2.0	ND<2.0	ND<2.0	ND<4.0
12/26/07	ND<2.0	ND<2.0	ND<2.0	ND<2.0	ND<2.0	ND<2.0	ND<10	ND<2.0	ND<2.0	ND<2.0	ND<2.0	ND<4.0
03/26/08	ND<2.0	ND<2.0	ND<2.0	ND<2.0	ND<2.0	ND<2.0	ND<10	ND<2.0	ND<2.0	ND<2.0	ND<2.0	ND<4.0
06/17/08	ND<2.0	ND<2.0	ND<2.0	ND<2.0	ND<2.0	ND<2.0	ND<10	ND<2.0	ND<2.0	ND<2.0	ND<2.0	ND<4.0
09/15/08	ND<2.0	ND<2.0	ND<2.0	ND<2.0	ND<2.0	ND<2.0	ND<10	ND<2.0	ND<2.0	ND<2.0	ND<2.0	ND<4.0

Table 2 h
ADDITIONAL HISTORIC ANALYTICAL RESULTS
76 Station 4625

Date Sampled	4-Bromo-phenyl ether (µg/l)	Butyl-benzyl phthalate (µg/l)	4-Chloro-3-methyl-phenol (µg/l)	4-Chloro-aniline (µg/l)	2-Chloro-naphthalene (µg/l)	2-Chloro-phenol (µg/l)	4-Chloro-phenyl ether (µg/l)	Chrysene (µg/l)	Dibenzo-[a,h]-anthracene (µg/l)	Dibenzo-furan (µg/l)	1,2-Dichloro-benzene (svoc) (µg/l)	1,3-Dichloro-benzene (svoc) (µg/l)
MW-3												
01/29/04	--	--	--	--	--	--	--	ND<2.7	ND<2.7	--	--	--
05/27/04	--	--	--	--	--	--	--	ND<4.0	ND<4.0	--	--	--
08/31/04	--	--	--	--	--	--	--	ND<2.0	ND<2.0	--	--	--
03/25/05	ND<5.0	ND<5.0	ND<5.0	ND<2.0	ND<2.0	ND<2.0	ND<5.0	ND<2.0	ND<2.0	ND<2.0	ND<2.0	ND<2.0
06/22/05	ND<2.0	ND<2.0	ND<5.0	ND<2.0	ND<2.0	ND<2.0	ND<2.0	ND<2.0	ND<3.0	ND<2.0	ND<2.0	ND<2.0
09/26/05	ND<2.0	ND<2.0	ND<5.0	ND<2.0	ND<2.0	ND<2.0	ND<2.0	ND<2.0	ND<3.0	ND<2.0	ND<2.0	ND<2.0
12/20/05	ND<2.0	ND<2.0	ND<2.0	ND<2.0	ND<2.0	ND<2.0	ND<2.0	ND<2.0	ND<3.0	ND<2.0	ND<2.0	ND<2.0
03/29/06	ND<2.0	ND<2.0	ND<5.0	ND<2.0	ND<2.0	ND<2.0	ND<2.0	ND<2.0	ND<3.0	ND<2.0	ND<2.0	ND<2.0
06/12/06	ND<2.0	ND<2.0	ND<5.0	ND<2.0	ND<2.0	ND<2.0	ND<2.0	ND<2.0	ND<3.0	ND<2.0	ND<2.0	ND<2.0
09/27/06	ND<2.0	ND<2.0	ND<5.0	ND<2.0	ND<2.0	ND<2.0	ND<2.0	ND<2.0	ND<3.0	ND<2.0	ND<2.0	ND<2.0
12/27/06	ND<2.0	ND<2.0	ND<5.0	ND<2.0	ND<2.0	ND<2.0	ND<2.0	ND<2.0	ND<3.0	ND<2.0	ND<2.0	ND<2.0
03/16/07	ND<2.0	ND<2.0	ND<5.0	ND<2.0	ND<2.0	ND<2.0	ND<2.0	ND<2.0	ND<3.0	ND<2.0	ND<2.0	ND<2.0
06/27/07	ND<2.0	ND<2.0	ND<5.0	ND<2.0	ND<2.0	ND<2.0	ND<2.0	ND<2.0	ND<3.0	ND<2.0	ND<2.0	ND<2.0
09/27/07	ND<2.0	ND<2.0	ND<5.0	ND<2.0	ND<2.0	ND<2.0	ND<2.0	ND<2.0	ND<3.0	ND<2.0	ND<2.0	ND<2.0
12/26/07	ND<2.0	ND<2.0	ND<5.0	ND<2.0	ND<2.0	ND<2.0	ND<2.0	ND<2.0	ND<3.0	ND<2.0	ND<2.0	ND<2.0
03/26/08	ND<2.0	ND<2.0	ND<5.0	ND<2.0	ND<2.0	ND<2.0	ND<2.0	ND<2.0	ND<3.0	ND<2.0	ND<2.0	ND<2.0
06/17/08	ND<2.0	ND<2.0	ND<5.0	ND<2.0	ND<2.0	ND<2.0	ND<2.0	ND<2.0	ND<3.0	ND<2.0	ND<2.0	ND<2.0
09/15/08	ND<2.0	ND<2.0	ND<5.0	ND<2.0	ND<2.0	ND<2.0	ND<2.0	ND<2.0	ND<3.0	ND<2.0	ND<2.0	ND<2.0

Table 2 i
ADDITIONAL HISTORIC ANALYTICAL RESULTS
76 Station 4625

Date Sampled	1,4-Dichloro- benzene (svoc) (µg/l)	3,3-Dichloro- benzidine (µg/l)	2,4-Dichloro- phenol (µg/l)	Diethyl phthalate (µg/l)	2,4-Dimethyl- phenol (µg/l)	Dimethyl phthalate (µg/l)	Di-n-butyl phthalate (µg/l)	2,4-Dinitro- phenol (µg/l)	2,4-Dinitro- toluene (µg/l)	2,6-Dinitro- toluene (µg/l)	Di-n-octyl phthalate (µg/l)	Fluoran- thene (µg/l)
MW-3												
01/29/04	--	--	--	--	--	--	--	--	--	--	--	ND<2.7
05/27/04	--	--	--	--	--	--	--	--	--	--	--	ND<4.0
08/31/04	--	--	--	--	--	--	--	--	--	--	--	ND<2.0
03/25/05	ND<2.0	ND<5.0	ND<2.0	ND<5.0	ND<2.0	ND<5.0	ND<5.0	ND<10	ND<2.0	ND<5.0	ND<5.0	ND<2.0
06/22/05	ND<2.0	ND<10	ND<2.0	ND<2.0	ND<2.0	ND<2.0	ND<2.0	ND<10	ND<2.0	ND<2.0	ND<2.0	ND<2.0
09/26/05	ND<2.0	ND<10	ND<2.0	ND<2.0	ND<2.0	ND<2.0	ND<2.0	ND<10	ND<2.0	ND<2.0	ND<2.0	ND<2.0
12/20/05	ND<2.0	ND<10	ND<2.0	ND<2.0	ND<2.0	ND<2.0	ND<2.0	ND<10	ND<2.0	ND<2.0	ND<2.0	ND<2.0
03/29/06	ND<2.0	ND<10	ND<2.0	ND<2.0	ND<2.0	ND<2.0	ND<2.0	ND<10	ND<2.0	ND<2.0	ND<2.0	ND<2.0
06/12/06	ND<2.0	ND<10	ND<2.0	ND<2.0	ND<2.0	ND<2.0	ND<2.0	ND<10	ND<2.0	ND<2.0	ND<2.0	ND<2.0
09/27/06	ND<2.0	ND<10	ND<2.0	ND<2.0	ND<2.0	ND<2.0	ND<2.0	ND<10	ND<2.0	ND<2.0	ND<2.0	ND<2.0
12/27/06	ND<2.0	ND<10	ND<2.0	ND<2.0	ND<2.0	ND<2.0	ND<2.0	ND<10	ND<2.0	ND<2.0	ND<2.0	ND<2.0
03/16/07	ND<2.0	ND<10	ND<2.0	ND<2.0	ND<2.0	ND<2.0	ND<2.0	ND<10	ND<2.0	ND<2.0	ND<2.0	ND<2.0
06/27/07	ND<2.0	ND<10	ND<2.0	ND<2.0	ND<2.0	ND<2.0	ND<2.0	ND<10	ND<2.0	ND<2.0	ND<2.0	ND<2.0
09/27/07	ND<2.0	ND<10	ND<2.0	ND<2.0	ND<2.0	ND<2.0	ND<2.0	ND<10	ND<2.0	ND<2.0	ND<2.0	ND<2.0
12/26/07	ND<2.0	ND<10	ND<2.0	ND<2.0	ND<2.0	ND<2.0	ND<2.0	ND<10	ND<2.0	ND<2.0	ND<2.0	ND<2.0
03/26/08	ND<2.0	ND<10	ND<2.0	ND<2.0	ND<2.0	ND<2.0	ND<2.0	ND<10	ND<2.0	ND<2.0	ND<2.0	ND<2.0
06/17/08	ND<2.0	ND<10	ND<2.0	ND<2.0	ND<2.0	ND<2.0	ND<2.0	ND<10	ND<2.0	ND<2.0	ND<2.0	ND<2.0
09/15/08	ND<2.0	ND<10	ND<2.0	ND<2.0	ND<2.0	ND<2.0	ND<2.0	ND<10	ND<2.0	ND<2.0	ND<2.0	ND<2.0

Table 2 j
ADDITIONAL HISTORIC ANALYTICAL RESULTS
76 Station 4625

Date Sampled	Fluorene (µg/l)	Hexa-chloro-benzene (µg/l)	HCBD (svoc) (µg/l)	Hexachloro-cyclopenta-diene (µg/l)	Hexachloro-ethane (µg/l)	Indeno-[1,2,3-c,d]pyrene (µg/l)	Isophorone (µg/l)	2-Methyl-4,6-dinitro-phenol (µg/l)	2-Methyl-naphthalene (µg/l)	2-Methyl-phenol (µg/l)	4-Methyl-phenol (µg/l)	3- and 4-Methyl-phenol (µg/l)
MW-3												
01/29/04	ND<2.7	--	--	--	--	ND<2.7	--	--	--	ND<2.7	ND<2.7	--
05/27/04	ND<4.0	--	--	--	--	ND<4.0	--	--	ND<4.0	ND<4.0	ND<4.0	--
08/31/04	ND<2.0	--	--	--	--	ND<2.0	--	--	ND<2.0	ND<2.0	ND<2.0	--
03/25/05	ND<2.0	ND<2.0	ND<2.0	ND<5.0	ND<2.0	ND<2.0	ND<2.0	ND<10	ND<2.0	ND<2.0	ND<2.0	--
06/22/05	ND<2.0	ND<2.0	ND<2.0	ND<2.0	ND<2.0	ND<2.0	ND<2.0	--	ND<2.0	ND<2.0	ND<2.0	--
09/26/05	ND<2.0	ND<2.0	ND<2.0	ND<2.0	ND<2.0	ND<2.0	ND<2.0	ND<10	ND<2.0	ND<2.0	ND<2.0	--
12/20/05	ND<2.0	ND<2.0	ND<2.0	ND<2.0	ND<2.0	ND<2.0	ND<2.0	ND<10	ND<2.0	ND<2.0	ND<2.0	--
03/29/06	ND<2.0	ND<2.0	ND<2.0	ND<2.0	ND<2.0	ND<2.0	ND<2.0	ND<10	ND<2.0	ND<2.0	--	--
06/12/06	ND<2.0	ND<2.0	ND<2.0	ND<2.0	ND<2.0	ND<2.0	ND<2.0	ND<10	ND<2.0	ND<2.0	--	--
09/27/06	ND<2.0	ND<2.0	ND<1.0	ND<2.0	ND<2.0	ND<2.0	ND<2.0	ND<10	ND<2.0	ND<2.0	--	--
12/27/06	ND<2.0	ND<2.0	ND<1.0	ND<2.0	ND<2.0	ND<2.0	ND<2.0	ND<10	ND<2.0	ND<2.0	--	--
03/16/07	ND<2.0	ND<2.0	ND<1.0	ND<2.0	ND<2.0	ND<2.0	ND<2.0	ND<10	ND<2.0	ND<2.0	--	--
06/27/07	ND<2.0	ND<2.0	ND<1.0	ND<2.0	ND<2.0	ND<2.0	ND<2.0	--	ND<2.0	ND<2.0	--	--
09/27/07	ND<2.0	ND<2.0	ND<1.0	ND<2.0	ND<2.0	ND<2.0	ND<2.0	--	ND<2.0	ND<2.0	--	--
12/26/07	ND<2.0	ND<2.0	ND<1.0	ND<2.0	ND<2.0	ND<2.0	ND<2.0	--	ND<2.0	ND<2.0	--	--
03/26/08	ND<2.0	ND<2.0	ND<2.0	ND<2.0	ND<2.0	ND<2.0	ND<2.0	--	ND<2.0	ND<2.0	--	ND<2.0
06/17/08	ND<2.0	ND<2.0	ND<2.0	ND<2.0	ND<2.0	ND<2.0	ND<2.0	ND<10	ND<2.0	ND<2.0	--	ND<2.0
09/15/08	ND<2.0	ND<2.0	ND<2.0	ND<2.0	ND<2.0	ND<2.0	ND<2.0	ND<10	ND<2.0	ND<2.0	--	--

Table 2 k
ADDITIONAL HISTORIC ANALYTICAL RESULTS
76 Station 4625

Date Sampled	Naphthalene (svoc) (µg/l)	2-Nitro-aniline (µg/l)	3-Nitro-aniline (µg/l)	4-Nitro-aniline (µg/l)	Nitro-benzene (µg/l)	2-Nitro-phenol (µg/l)	4-Nitro-phenol (µg/l)	N-nitrosodi-n-propyl-amine (µg/l)	N-Nitro-sodiphenyl-amine (µg/l)	Penta-chloro-phenol (µg/l)	Phen-anthrene (µg/l)	Phenol (µg/l)
MW-3												
01/29/04	--	--	--	--	--	--	--	--	--	--	ND<2.7	--
05/27/04	--	--	--	--	--	--	--	--	--	--	ND<4.0	--
08/31/04	--	--	--	--	--	--	--	--	--	--	ND<2.0	--
03/25/05	ND<2.0	ND<10	ND<2.0	ND<10	ND<2.0	ND<2.0	ND<10	ND<2.0	ND<2.0	ND<10	ND<2.0	ND<2.0
06/22/05	ND<2.0	ND<2.0	ND<2.0	ND<5.0	ND<2.0	ND<2.0	ND<2.0	ND<2.0	ND<2.0	ND<10	ND<2.0	ND<2.0
09/26/05	ND<2.0	ND<2.0	ND<2.0	ND<5.0	ND<2.0	ND<2.0	ND<2.0	ND<2.0	ND<2.0	ND<10	ND<2.0	ND<2.0
12/20/05	ND<2.0	ND<2.0	ND<2.0	ND<5.0	ND<2.0	ND<2.0	ND<2.0	ND<2.0	ND<2.0	ND<10	ND<2.0	ND<2.0
03/29/06	ND<2.0	ND<2.0	ND<2.0	ND<5.0	ND<2.0	ND<2.0	ND<2.0	ND<2.0	ND<2.0	ND<10	ND<2.0	ND<2.0
06/12/06	ND<2.0	ND<2.0	ND<2.0	ND<5.0	ND<2.0	ND<2.0	ND<2.0	ND<2.0	ND<2.0	ND<10	ND<2.0	ND<2.0
09/27/06	ND<2.0	ND<2.0	ND<2.0	ND<5.0	ND<2.0	ND<2.0	ND<2.0	ND<2.0	ND<2.0	ND<10	ND<2.0	ND<2.0
12/27/06	ND<2.0	ND<2.0	ND<2.0	ND<5.0	ND<2.0	ND<2.0	ND<2.0	ND<2.0	ND<2.0	ND<10	ND<2.0	ND<2.0
03/16/07	ND<2.0	ND<2.0	ND<2.0	ND<5.0	ND<2.0	ND<2.0	ND<2.0	ND<2.0	ND<2.0	ND<10	ND<2.0	ND<2.0
06/27/07	ND<2.0	ND<2.0	ND<2.0	ND<5.0	ND<2.0	ND<2.0	ND<2.0	ND<2.0	ND<2.0	ND<10	ND<2.0	ND<2.0
09/27/07	ND<2.0	ND<2.0	ND<2.0	ND<5.0	ND<2.0	ND<2.0	ND<2.0	ND<2.0	ND<2.0	ND<10	ND<2.0	ND<2.0
12/26/07	ND<2.0	ND<2.0	ND<2.0	ND<5.0	ND<2.0	ND<2.0	ND<2.0	ND<2.0	ND<2.0	ND<10	ND<2.0	ND<2.0
03/26/08	ND<2.0	ND<2.0	ND<2.0	ND<5.0	ND<2.0	ND<2.0	ND<2.0	ND<2.0	ND<2.0	ND<10	ND<2.0	ND<2.0
06/17/08	ND<2.0	ND<2.0	ND<2.0	ND<5.0	ND<2.0	ND<2.0	ND<2.0	ND<2.0	ND<2.0	ND<10	ND<2.0	ND<2.0
09/15/08	ND<2.0	ND<2.0	ND<2.0	ND<5.0	ND<2.0	ND<2.0	ND<2.0	ND<2.0	ND<2.0	ND<10	ND<2.0	ND<2.0

Table 2 1
ADDITIONAL HISTORIC ANALYTICAL RESULTS
76 Station 4625


Date Sampled	Pyrene (µg/l)	1,2,4- Trichloro- benzene (svoc) (µg/l)	2,4,6- Trichloro- phenol (µg/l)	2,4,5- Trichloro- phenol (µg/l)	Chromium (total) (µg/l)
MW-3					
05/03/00	--	--	--	--	ND
07/28/00	--	--	--	--	1800
10/29/00	--	--	--	--	ND
02/09/01	--	--	--	--	38
05/11/01	--	--	--	--	ND
08/10/01	--	--	--	--	ND<10
11/07/01	--	--	--	--	ND<10
02/06/02	--	--	--	--	110
05/08/02	--	--	--	--	37
08/09/02	--	--	--	--	700
11/26/02	--	--	--	--	340
02/14/03	--	--	--	--	74
05/03/03	--	--	--	--	480
08/01/03	--	--	--	--	280
10/30/03	--	--	--	--	130
01/29/04	ND<2.7	--	--	--	27
05/27/04	ND<4.0	--	--	--	6.1
08/31/04	ND<2.0	--	--	--	1000
11/18/04	--	--	--	--	ND<5.0
03/25/05	ND<2.0	ND<2.0	ND<2.0	ND<2.0	ND<5.0
06/22/05	ND<2.0	ND<2.0	ND<5.0	ND<5.0	24
09/26/05	ND<2.0	ND<2.0	ND<5.0	ND<5.0	170
12/20/05	ND<2.0	ND<2.0	ND<5.0	ND<5.0	ND<10
03/29/06	ND<2.0	ND<2.0	ND<5.0	ND<5.0	49
06/12/06	ND<2.0	ND<2.0	ND<5.0	ND<5.0	59

Table 2 1
ADDITIONAL HISTORIC ANALYTICAL RESULTS
76 Station 4625

Date Sampled	Pyrene (µg/l)	1,2,4- Trichloro- benzene (svoc) (µg/l)	2,4,6- Trichloro- phenol (µg/l)	2,4,5- Trichloro- phenol (µg/l)	Chromium (total) (µg/l)
MW-3 continued					
09/27/06	ND<2.0	ND<2.0	ND<5.0	ND<5.0	15
12/27/06	ND<2.0	ND<2.0	ND<5.0	ND<5.0	37
03/16/07	ND<2.0	ND<2.0	ND<5.0	ND<5.0	50
06/27/07	ND<2.0	ND<2.0	ND<5.0	ND<5.0	120
09/27/07	ND<2.0	ND<2.0	ND<5.0	ND<5.0	170
12/26/07	ND<2.0	ND<2.0	ND<5.0	ND<5.0	96
03/26/08	ND<2.0	ND<2.0	ND<5.0	ND<5.0	190
06/17/08	ND<2.0	ND<2.0	ND<5.0	ND<5.0	170
09/15/08	ND<2.0	ND<2.0	ND<5.0	ND<5.0	360

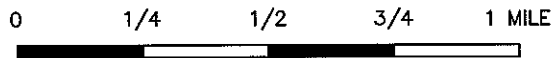
FIGURES

PS=1:1 L:\DQMS VICINITY M A P SD4625vm.dwg Apr 14, 2008 - 12:31pm bschmidt



SOURCE:

United States Geological Survey
7.5 Minute Topographic Map:
Oakland East Quadrangle



SCALE 1:24,000




PROJECT: 154771

FACILITY:
76 STATION 4625
3070 FRUITVALE AVENUE
OAKLAND, CALIFORNIA

VICINITY MAP


FIGURE 1

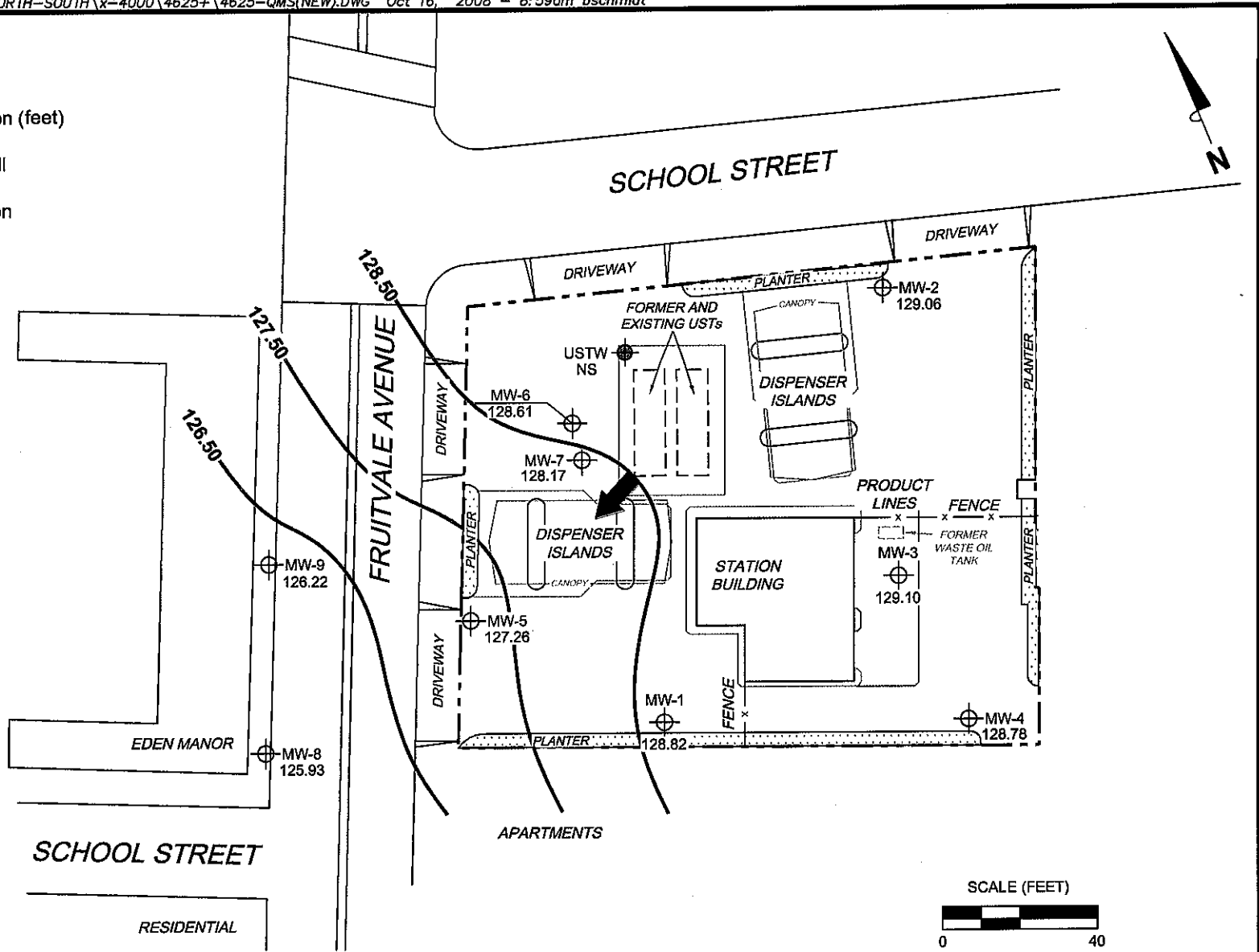
LEGEND

MW-9  Monitoring Well with Groundwater Elevation (feet)

USTW  UST Observation Well

128.50  Groundwater Elevation Contour

 General Direction of Groundwater Flow



NOTES:

Contour lines are interpretive and based on fluid levels measured in monitoring wells. Elevations are in feet above mean sea level. NS = not surveyed. UST = underground storage tank.



PROJECT: 154771

FACILITY:
76 STATION 4625
3070 FRUITVALE AVENUE
OAKLAND, CALIFORNIA


**GROUNDWATER ELEVATION
CONTOUR MAP**
September 15, 2008

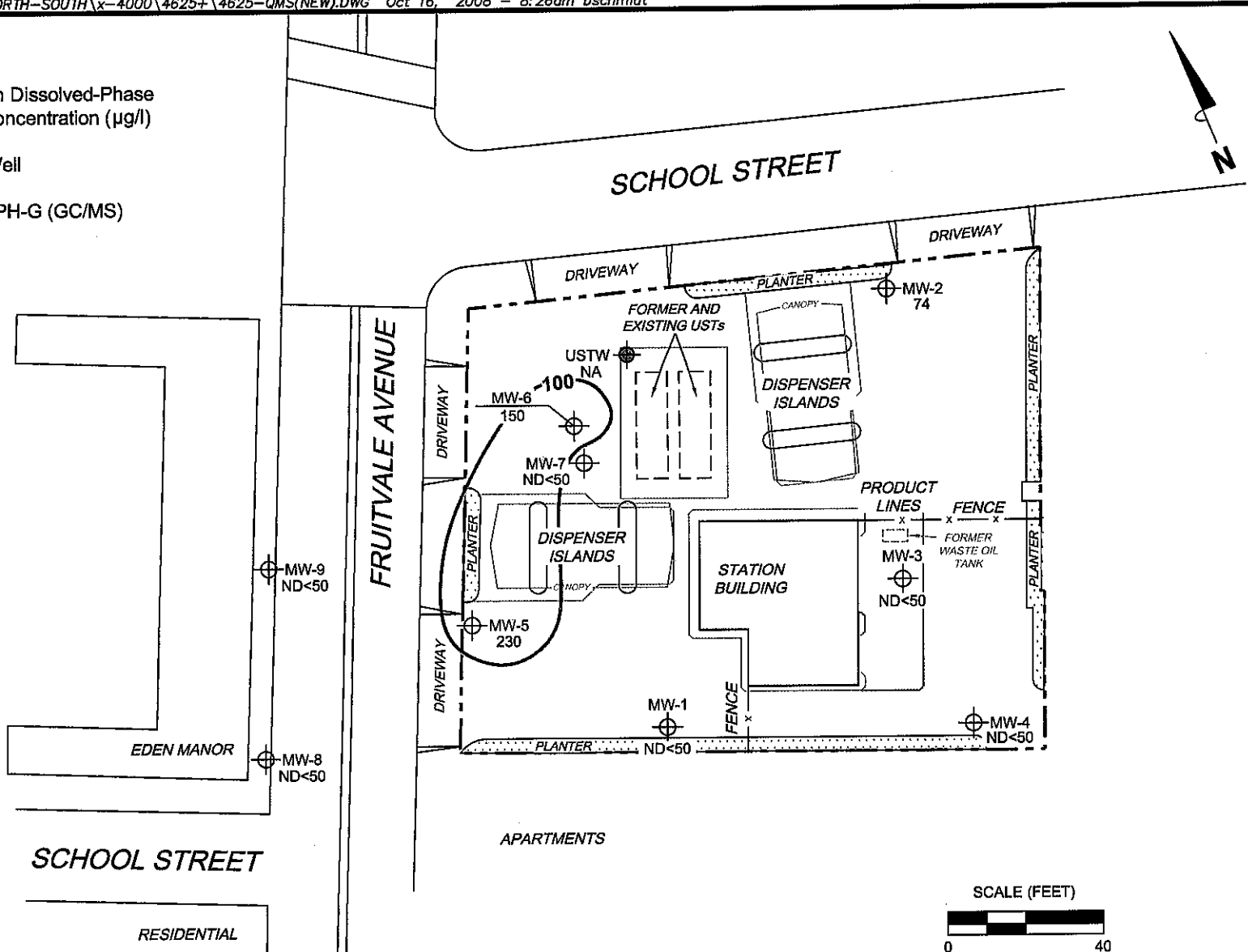
FIGURE 2

LEGEND

MW-9  Monitoring Well with Dissolved-Phase TPH-G (GC/MS) Concentration (µg/l)

USTW  UST Observation Well

 100 Dissolved-Phase TPH-G (GC/MS) Contour (µg/l)



NOTES:

Contour lines are interpretive and based on laboratory analysis results of groundwater samples.
 TPH-G (GC/MS) = total petroleum hydrocarbons with gasoline distinction utilizing EPA Method 8260B.
 µg/l = micrograms per liter. ND = not detected at limit indicated on official laboratory report. NA = not analyzed, measured, or collected. UST = underground storage tank.




PROJECT: 154771

FACILITY:
 76 STATION 4625
 3070 FRUITVALE AVENUE
 OAKLAND, CALIFORNIA

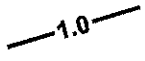
**DISSOLVED-PHASE TPH-G (GC/MS)
 CONCENTRATION MAP
 September 15, 2008**

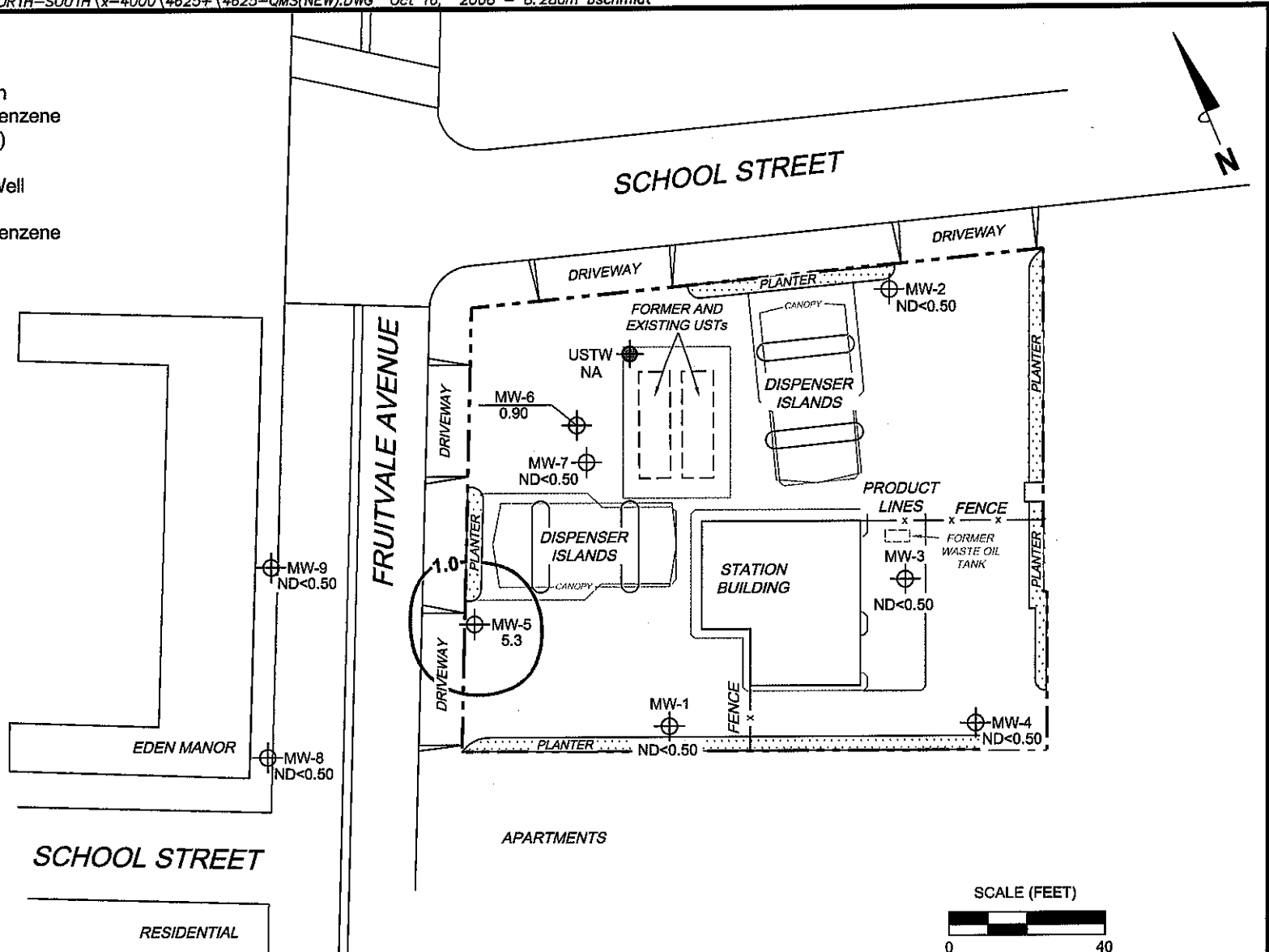
FIGURE 3

LEGEND

MW-9  Monitoring Well with Dissolved-Phase Benzene Concentration ($\mu\text{g/l}$)

USTW  UST Observation Well

 1.0 Dissolved-Phase Benzene Contour ($\mu\text{g/l}$)



NOTES:

Contour lines are interpretive and based on laboratory analysis results of groundwater samples.
 $\mu\text{g/l}$ = micrograms per liter. ND = not detected at limit indicated on official laboratory report. NA = not analyzed, measured, or collected. UST = underground storage tank.






PROJECT: 154771

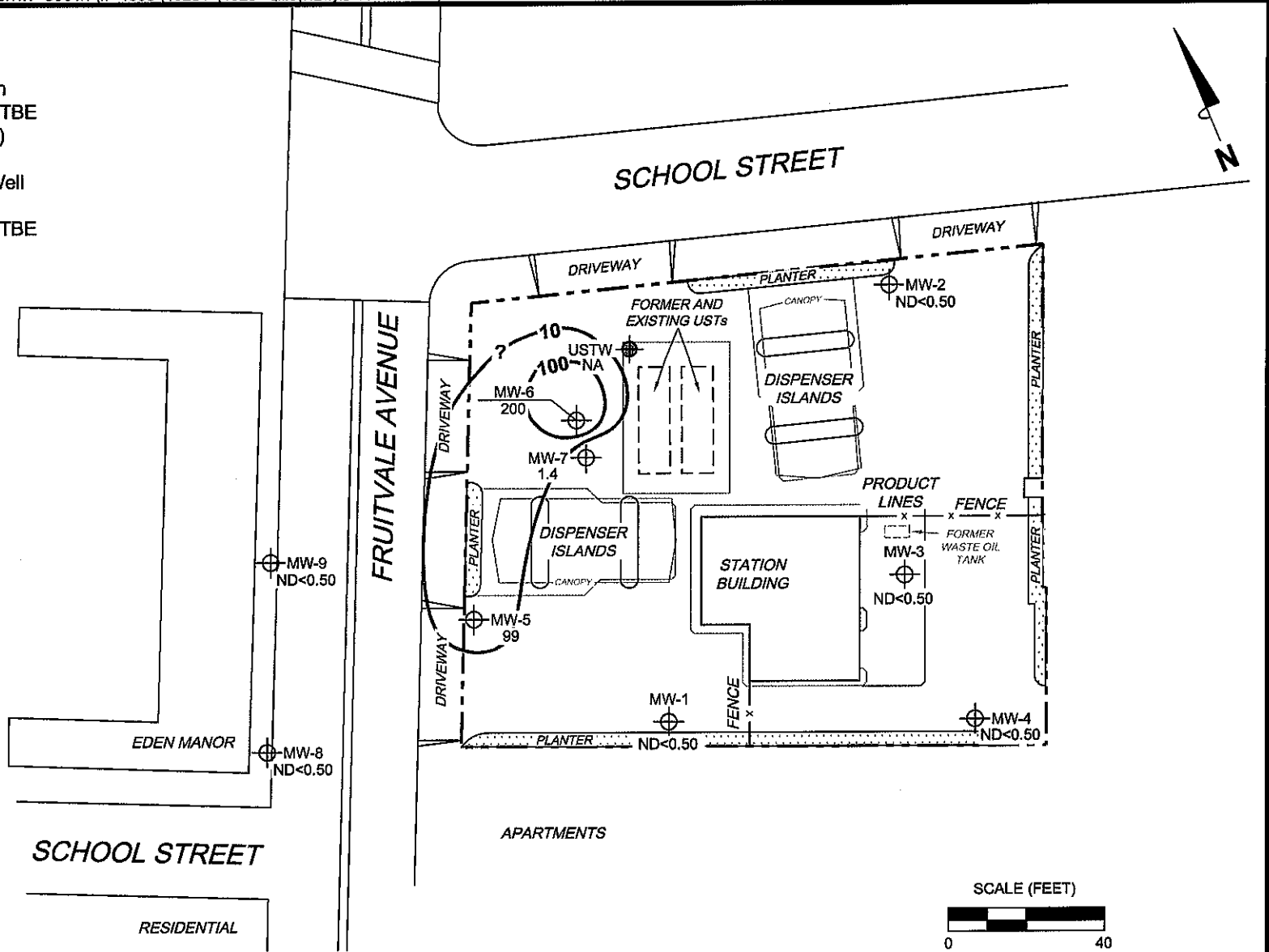
FACILITY:
 76 STATION 4625
 3070 FRUITVALE AVENUE
 OAKLAND, CALIFORNIA

**DISSOLVED-PHASE BENZENE
 CONCENTRATION MAP**
 September 15, 2008

FIGURE 4

LEGEND

- MW-9  Monitoring Well with Dissolved-Phase MTBE Concentration (µg/l)
- USTW  UST Observation Well
-  100 Dissolved-Phase MTBE Contour (µg/l)



NOTES:

Contour lines are interpretive and based on laboratory analysis results of groundwater samples. MTBE = methyl tertiary butyl ether. µg/l = micrograms per liter. ND = not detected at limit indicated on official laboratory report. NA = not analyzed, measured, or collected. UST = underground storage tank. Results obtained using EPA Method 8260B.



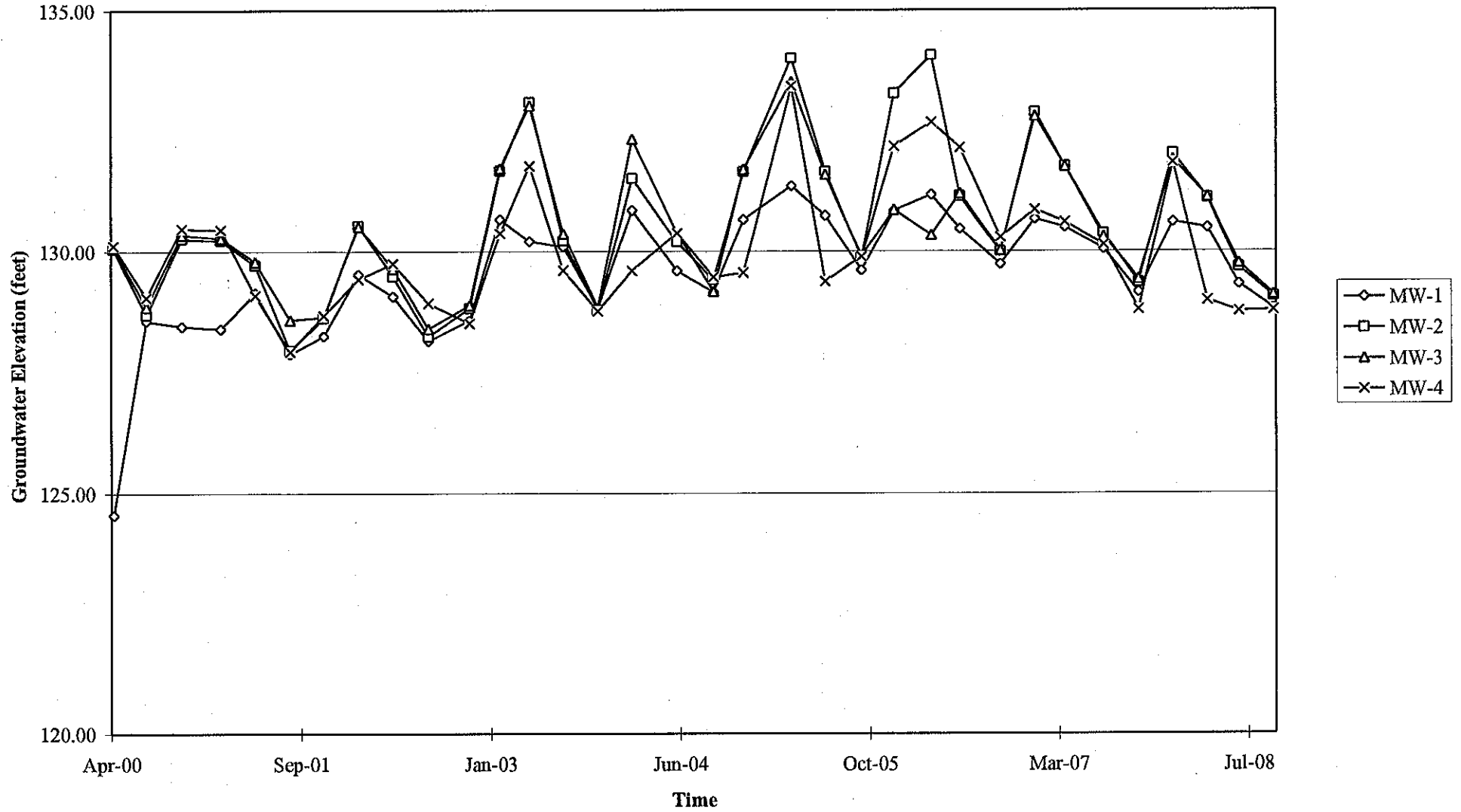
PROJECT: 154771
 FACILITY:
 76 STATION 4625
 3070 FRUITVALE AVENUE
 OAKLAND, CALIFORNIA

**DISSOLVED-PHASE MTBE
 CONCENTRATION MAP**
 September 15, 2008

FIGURE 5

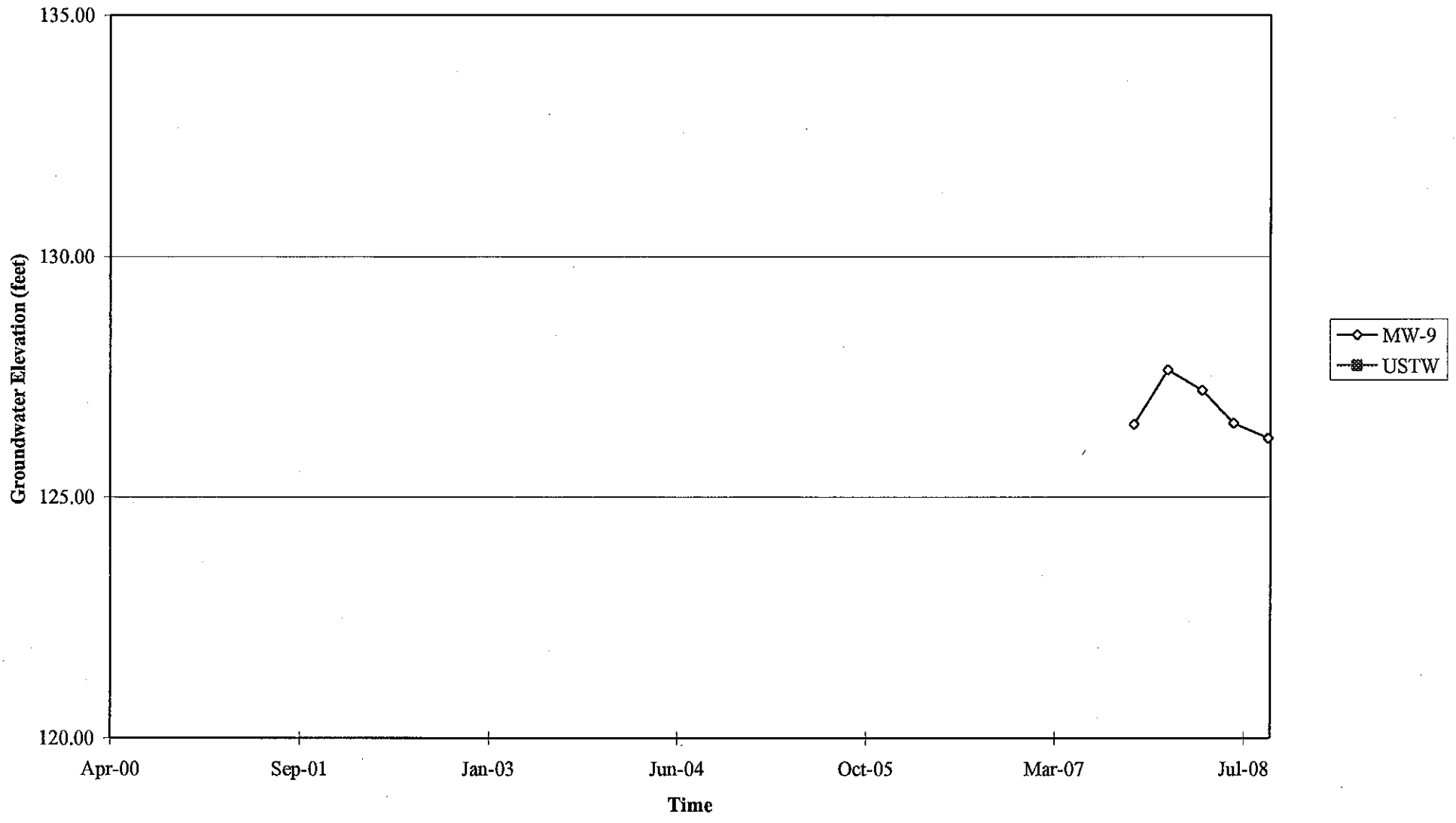
GRAPHS

Groundwater Elevations vs. Time
76 Station 4625



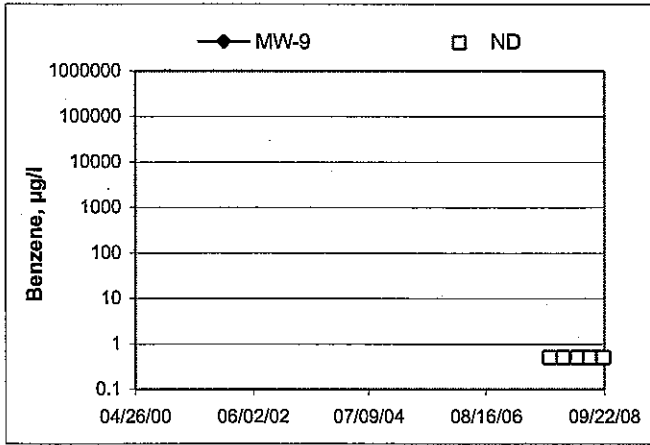
Elevations may have been corrected for apparent changes due to resurvey

Groundwater Elevations vs. Time
76 Station 4625



Elevations may have been corrected for apparent changes due to resurvey

Benzene Concentrations vs Time
76 Station 4625



GENERAL FIELD PROCEDURES

Groundwater Monitoring and Sampling Assignments

For each site, TRC technicians are provided with a Technical Service Request (TSR) that specifies activities required to complete the groundwater monitoring and sampling assignment for the site. TSRs are based on client directives, instructions from the primary environmental consultant for the site, regulatory requirements, and TRC's previous experience with the site.

Fluid Level Measurements

Initial site activities include determination of well locations based on a site map provided with the TSR. Well boxes are opened and caps are removed. Indications of well or well box damage or of pressure buildup in the well are noted.

Fluid levels in each well are measured using a coated cloth tape equipped with an electronic interface probe, which distinguishes between liquid phase hydrocarbon (LPH) and water. The depth to LPH (if it is present), to water, and to the bottom of the well are measured from the top of the well casing (surveyors mark or notch if present) to the nearest 0.01 foot. Unless otherwise instructed, a well with less than 0.67 foot between the measured top of water and the measured bottom of the well casing is considered dry, and is not sampled. If the well contains 0.67 foot or more of water, an attempt is made to bail and/or sample as specified on the TSR.

Wells that are found to contain LPH are not purged or sampled. Instead, one casing volume of fluid is bailed from the well and the well is re-sealed. Bailed fluids are placed in a container separate from normal purge water, and properly disposed.

Purging and Groundwater Parameter Measurement

TSR instructions may specify that a well not be purged (no-purge sampling), be purged using low-flow methods, or be purged using conventional pump and/or bail methods. Conventional purging generally consists of pumping or bailing until a minimum of three casing volumes of water have been removed or until the well has been pumped dry. Pumping is generally accomplished using submersible electric or pneumatic diaphragm pumps.

During conventional purging, three groundwater parameters (temperature, pH, and conductivity) are measured after removal of each casing volume. Stabilization of these parameters, to within 10 percent, confirm that sufficient purging has been completed. In some cases, the TSR indicates that other parameters are also to be measured during purging. TRC commonly measures dissolved oxygen (DO), oxidation-reduction potential (ORP), and/or turbidity. Instruments used for groundwater parameter measurements are calibrated daily according to manufacturer's instructions.

Low-flow purging utilizes a bladder or peristaltic pump to remove water from the well at a low rate. Groundwater parameters specified by the TSR are measured continuously until they become stable in general accordance with EPA guidelines.

Purge water is generally collected in labeled drums for disposal. Drums may be left on site for disposal by others, or transported to a collection location for eventual transfer to a licensed treatment or recycling facility. In some cases, purge water may be collected directly from the site by a licensed vacuum truck company, or may be treated on site by an active remediation system, if so directed.

Groundwater Sample Collection

After wells are purged, or not purged, according to TSR instructions, samples are collected for laboratory analysis. For wells that have been purged using conventional pump or bail methods, sampling is conducted after the well has recovered to 80 percent of its original volume or after two hours if the well does not recover to at least 80 percent. If there is insufficient recharge of water in the well after two hours, the well is not sampled.

Samples are collected by lowering a new, disposable, ½-inch to 4-inch polyethylene bottom-fill bailer to just below the water level in the well. The bailer is retrieved and the water sample is carefully transferred to containers specified for the laboratory analytical methods indicated by the TSR. Particular care is given to containers for volatile organic analysis (VOAs) which require filling to zero headspace and fitting with Teflon-sealed caps.

After filling, all containers are labeled with project number (or site number), well designation, sample date, sample time, and the sampler's initials, and placed in an insulated chest with ice. Samples remain chilled prior to and during transport to a state-certified laboratory for analysis. Sample container descriptions and requested analyses are entered onto a chain-of-custody form in order to provide instructions to the laboratory. The chain-of-custody form accompanies the samples during transportation to provide a continuous record of possession from the field to the laboratory. If a freight or overnight carrier transports the samples, the carrier is noted on the form.

For wells that have been purged using low-flow methods, sample containers are filled from the effluent stream of the bladder or peristaltic pump. In some cases, if so specified by the TSR, samples are taken from the sample ports of actively pumping remediation wells.

Sequence of Gauging, Purging and Sampling

The sequence in which monitoring activities are conducted is specified on the TSR. In general, wells are gauged beginning with the least affected well and ending with the well that has the highest concentration based on previous analytic results. After all gauging for the site is completed, wells are purged and/or sampled from the least-affected to the most-affected well.

Decontamination

In order to reduce the possibility of cross contamination between wells, strict isolation and decontamination procedures are observed. Portable pumps are not used in wells with LPH. Technicians wear nitrile gloves during all gauging, purging, and sampling activities. Gloves are changed between wells and more often if warranted. Any equipment that could come in contact with fluids are either dedicated a particular well, decontaminated prior to each use, or discarded after a single use. Decontamination consists of washing in a solution of Liqui-nox and water and rinsing twice. The final rinse is in deionized water.

Exceptions

Additional tasks or non-standard procedures, if any, that may be requested or required for a particular site, and noted on the site TSR, are documented in field notes on the following pages.

FIELD MONITORING DATA SHEET

Technician: Andrew Vidners Job #/Task #: EA771/EA20 Date: 09/15/08
 Site # 4625 Project Manager A. Collins Page 1 of 1

Well #	TOC	Time Gauged	Total Depth	Depth to Water	Depth to Product	Product Thickness (feet)	Time Sampled	Misc. Well Notes
USTW	✓	0551	15.13	10.08	—	—	N/S	6" Monitor Only
MW-9	✓	0557	19.68	10.89	—	—	0807	2"
MW-8	✓	0603	19.62	10.29	—	—	0824	2"
MW-1	✓	0610	25.08	8.75	—	—	1048	2"
MW-2	✓	0614	24.98	10.79	—	—	0858	2"
MW-4	✓	0906	24.40	9.03	—	—	1125	2"
MW-3	✓	0911	25.21	9.79	—	—	0939	2"
MW-7	✓	0620	54.71	10.57	—	—	1208	2"
MW-6	✓	0625	23.43	10.08	—	—	1100	2"
MW-5	✓	0630	24.40	10.09	—	—	1113	2"

FIELD DATA COMPLETE	QA/QC	COC	WELL BOX CONDITION SHEETS
MANIFEST	DRUM INVENTORY	TRAFFIC CONTROL	



GROUNDWATER SAMPLING FIELD NOTES

Technician: Andrew Vidars

Site: 4625

Project No.: 15771

Date: 09/15/08

Well No. MW-1

Purge Method: Sub

Depth to Water (feet): 9.75

Depth to Product (feet):

Total Depth (feet): 25.08

LPH & Water Recovered (gallons):

Water Column (feet): 16.33

Casing Diameter (Inches): 2

80% Recharge Depth(feet): 12.02

1 Well Volume (gallons): 3

Time Start	Time Stop	Depth to Water (feet)	Volume Purged (gallons)	Conductivity (uS/cm)	Temperature (F, C)	pH	D.O. (mg/L)	ORP	Turbidity
0839			3	631.3	19.0	6.70			
			6	675.9	19.7	6.59			
	0844		9	681.8	19.9	6.54			
Static at Time Sampled			Total Gallons Purged		Sample Time				
16.82			9		1048				
Comments: <u>Did not recover in 2 hours.</u>									

Well No. MW-2

Purge Method: Sub

Depth to Water (feet): 10.79

Depth to Product (feet):

Total Depth (feet): 24.98

LPH & Water Recovered (gallons):

Water Column (feet): 14.19

Casing Diameter (Inches): 2

80% Recharge Depth(feet): 13.63

1 Well Volume (gallons): 3

Time Start	Time Stop	Depth to Water (feet)	Volume Purged (gallons)	Conductivity (uS/cm)	Temperature (F, C)	pH	D.O. (mg/L)	ORP	Turbidity
0850			3	391.4	19.7	7.04			
			6	375.1	20.5	6.79			
	0854		9	372.8	21.0	6.74			
Static at Time Sampled			Total Gallons Purged		Sample Time				
10.85			9		0858				
Comments:									

GROUNDWATER SAMPLING FIELD NOTES

Technician: Andrew Vidwors

Site: 4625

Project No.: 154771

Date: 09/15/08

Well No. MW-a

Purge Method: HB

Depth to Water (feet): 10.89

Depth to Product (feet):

Total Depth (feet): 19.68

LPH & Water Recovered (gallons):

Water Column (feet): 8.79

Casing Diameter (Inches): 2

80% Recharge Depth(feet): 12.65

1 Well Volume (gallons): 2

Time Start	Time Stop	Depth to Water (feet)	Volume Purged (gallons)	Conductivity (uS/cm)	Temperature (F, C)	pH	D.O. (mg/L)	ORP	Turbidity
0746			2	607.8	19.5	6.65			
			4	566.7	19.7	6.25			
	0757		6	567.2	19.8	6.21			
Static at Time Sampled			Total Gallons Purged		Sample Time				
10.90			6		0802				
Comments:									

Well No. MW-8

Purge Method: HB

Depth to Water (feet): 10.29

Depth to Product (feet):

Total Depth (feet): 19.62

LPH & Water Recovered (gallons):

Water Column (feet): 9.33

Casing Diameter (Inches): 2

80% Recharge Depth(feet): 12.16

1 Well Volume (gallons): 2

Time Start	Time Stop	Depth to Water (feet)	Volume Purged (gallons)	Conductivity (uS/cm)	Temperature (F, C)	pH	D.O. (mg/L)	ORP	Turbidity
0809			2	640.7	19.3	6.69			
			4	644.6	19.7	6.58			
	0820		6	637.2	19.8	6.53			
Static at Time Sampled			Total Gallons Purged		Sample Time				
10.30			6		0824				
Comments:									

GROUNDWATER SAMPLING FIELD NOTES

Technician: Andrew Vidners

Site: 4625

Project No.: 154771

Date: 09/15/09

Well No. MW-4

Purge Method: Sub

Depth to Water (feet): 9.03

Depth to Product (feet):

Total Depth (feet): 24.40

LPH & Water Recovered (gallons):

Water Column (feet): 15.37

Casing Diameter (Inches): 2

80% Recharge Depth(feet): 12.16

1 Well Volume (gallons): 3

Time Start	Time Stop	Depth to Water (feet)	Volume Purged (gallons)	Conductivity (uS/cm)	Temperature (F, C)	pH	D.O. (mg/L)	ORP	Turbidity
0920			3	578.2	18.8	6.43			
			6	633.4	19.4	6.44			
	0924		9	701.5	19.2	6.47			
Static at Time Sampled			Total Gallons Purged		Sample Time				
16.88			9		1125				
Comments: <u>Did not recover in 2 hours</u>									

Well No. MW-3

Purge Method: Sub

Depth to Water (feet): 9.79

Depth to Product (feet):

Total Depth (feet): 25.21

LPH & Water Recovered (gallons):

Water Column (feet): 15.42

Casing Diameter (Inches): 2

80% Recharge Depth(feet): 12.87

1 Well Volume (gallons): 3

Time Start	Time Stop	Depth to Water (feet)	Volume Purged (gallons)	Conductivity (uS/cm)	Temperature (F, C)	pH	D.O. (mg/L)	ORP	Turbidity
0927			3	397.4	20.5	6.95			
			6	381.4	21.0	6.83			
	0931		9	371.5	21.2	6.74			
Static at Time Sampled			Total Gallons Purged		Sample Time				
9.97			9		0939				
Comments:									

GROUNDWATER SAMPLING FIELD NOTES

Technician: Andrew Vidwars

Site: 4625

Project No.: 154771

Date: 09/15/08

Well No. MW-7

Purge Method: Sub

Depth to Water (feet): 10.57

Depth to Product (feet):

Total Depth (feet): 54.71

LPH & Water Recovered (gallons):

Water Column (feet): 44.14

Casing Diameter (Inches): 2

80% Recharge Depth(feet): 19.40

1 Well Volume (gallons): 8

Time Start	Time Stop	Depth to Water (feet)	Volume Purged (gallons)	Conductivity (uS/cm)	Temperature (F, C)	pH	D.O. (mg/L)	ORP	Turbidity
0959			8	816.7	19.7	6.34			
	1008		16	870.9	19.9	6.71			
			24						
Static at Time Sampled			Total Gallons Purged		Sample Time				
19.83			17		1208				
Comments: Well went dry at 17 gallons. Did not recover in 2 hours									

Well No. MW-6

Purge Method: Sub

Depth to Water (feet): 10.08

Depth to Product (feet):

Total Depth (feet): 23.43

LPH & Water Recovered (gallons):

Water Column (feet): 13.35

Casing Diameter (Inches): 2

80% Recharge Depth(feet): 12.75

1 Well Volume (gallons): 3

Time Start	Time Stop	Depth to Water (feet)	Volume Purged (gallons)	Conductivity (uS/cm)	Temperature (F, C)	pH	D.O. (mg/L)	ORP	Turbidity
1012			3	473.1	21.0	7.23			
			6	449.5	21.1	7.01			
	1016		9	436.7	21.1	6.88			
Static at Time Sampled			Total Gallons Purged		Sample Time				
1010			9		1100				
Comments:									

GROUNDWATER SAMPLING FIELD NOTES

Technician: Andrew Vidlers

Site: 4625

Project No.: 154771

Date: 09/15/08

Well No. NW-5

Purge Method: Sub

Depth to Water (feet): 10.09

Depth to Product (feet):

Total Depth (feet): 24.40

LPH & Water Recovered (gallons):

Water Column (feet): 14.31

Casing Diameter (Inches): 2

80% Recharge Depth(feet): 12.95

1 Well Volume (gallons): 3

Time Start	Time Stop	Depth to Water (feet)	Volume Purged (gallons)	Conductivity (uS/cm)	Temperature (F, C)	pH	D.O. (mg/L)	ORP	Turbidity
1026			3	495.7	21.7	6.63			
			6	512.8	21.6	6.56			
	1031		9	505.5	21.3	6.55			
Static at Time Sampled			Total Gallons Purged		Sample Time				
12.72			9		1113				
Comments:									

Well No.

Purge Method:

Depth to Water (feet):

Depth to Product (feet):

Total Depth (feet):

LPH & Water Recovered (gallons):

Water Column (feet):

Casing Diameter (Inches):

80% Recharge Depth(feet):


1 Well Volume (gallons):

Time Start	Time Stop	Depth to Water (feet)	Volume Purged (gallons)	Conductivity (uS/cm)	Temperature (F, C)	pH	D.O. (mg/L)	ORP	Turbidity
Static at Time Sampled			Total Gallons Purged		Sample Time				
Comments:									



Laboratories, Inc.

Environmental Testing Laboratory Since 1949



Date of Report: 10/01/2008

Anju Farfan

TRC

21 Technology Drive
Irvine, CA 92618

RE: 4625

BC Work Order: 0812202

Enclosed are the results of analyses for samples received by the laboratory on 9/15/2008. If you have any questions concerning this report, please feel free to contact me.

Sincerely,

Contact Person: Molly Meyers
Client Service Rep

Authorized Signature



TRC
21 Technology Drive
Irvine, CA 92618

Project: 4625
Project Number: [none]
Project Manager: Anju Farfan

Reported: 10/01/2008 14:26

Laboratory / Client Sample Cross Reference

Laboratory	Client Sample Information			Receive Date:	Sampling Date:	Sample Depth:	Sample Matrix:	Delivery Work Order:	Global ID:	Matrix:	Sample QC Type (SACode):	Cooler ID:
0812202-01	COC Number:	---		09/15/2008 22:00	09/15/2008 08:02	---	Water		T0600102156	W	CS	
	Project Number:	4625										
	Sampling Location:	MW-9										
	Sampling Point:	MW-9										
	Sampled By:	TRCI										
0812202-02	COC Number:	---		09/15/2008 22:00	09/15/2008 08:24	---	Water		T0600102156	W	CS	
	Project Number:	4625										
	Sampling Location:	MW-8										
	Sampling Point:	MW-8										
	Sampled By:	TRCI										
0812202-03	COC Number:	---		09/15/2008 22:00	09/15/2008 10:48	---	Water		T0600102156	W	CS	
	Project Number:	4625										
	Sampling Location:	MW-1										
	Sampling Point:	MW-1										
	Sampled By:	TRCI										
0812202-04	COC Number:	---		09/15/2008 22:00	09/15/2008 08:58	---	Water		T0600102156	W	CS	
	Project Number:	4625										
	Sampling Location:	MW-2										
	Sampling Point:	MW-2										
	Sampled By:	TRCI										
0812202-05	COC Number:	---		09/15/2008 22:00	09/15/2008 11:25	---	Water		T0600102156	W	CS	
	Project Number:	4625										
	Sampling Location:	MW-4										
	Sampling Point:	MW-4										
	Sampled By:	TRCI										



TRC
21 Technology Drive
Irvine, CA 92618

Project: 4625
Project Number: [none]
Project Manager: Anju Farfan


Reported: 10/01/2008 14:26

Laboratory / Client Sample Cross Reference

Laboratory	Client Sample Information			Receive Date:	Delivery Work Order:
0812202-06	COC Number:	---		09/15/2008 22:00	
	Project Number:	4625		09/15/2008 09:39	Global ID: T0600102156
	Sampling Location:	MW-3		Sample Depth: ---	Matrix: W
	Sampling Point:	MW-3		Sample Matrix: Water	Sample QC Type (SACode): CS
	Sampled By:	TRCI			Cooler ID:
0812202-07	COC Number:	---		09/15/2008 22:00	
	Project Number:	4625		09/15/2008 12:08	Global ID: T0600102156
	Sampling Location:	MW-7		Sample Depth: ---	Matrix: W
	Sampling Point:	MW-7		Sample Matrix: Water	Sample QC Type (SACode): CS
	Sampled By:	TRCI			Cooler ID:
0812202-08	COC Number:	---		09/15/2008 22:00	
	Project Number:	4625		09/15/2008 11:00	Global ID: T0600102156
	Sampling Location:	MW-6		Sample Depth: ---	Matrix: W
	Sampling Point:	MW-6		Sample Matrix: Water	Sample QC Type (SACode): CS
	Sampled By:	TRCI			Cooler ID:
0812202-09	COC Number:	---		09/15/2008 22:00	
	Project Number:	4625		09/15/2008 11:13	Global ID: T0600102156
	Sampling Location:	MW-5		Sample Depth: ---	Matrix: W
	Sampling Point:	MW-5		Sample Matrix: Water	Sample QC Type (SACode): CS
	Sampled By:	TRCI			Cooler ID:

The results in this report apply to the samples analyzed in accordance with the chain of custody document. This analytical report must be reproduced in its entirety. All results listed in this report are for the exclusive use of the submitting party. BC Laboratories, Inc. assumes no responsibility for report alteration, separation, detachment or third party interpretation.

4100 Atlas Court Bakersfield, CA 93308 (661) 327-4911 FAX (661) 327-1918 www.bclabs.com
Certifications: California - ELAP Certification Number 1186; Nevada Administrative Code - NAC-445A



TRC
21 Technology Drive
Irvine, CA 92618

Project: 4625
Project Number: [none]
Project Manager: Anju Farfan

Reported: 10/01/2008 14:26

Volatile Organic Analysis (EPA Method 8260)

BCL Sample ID: 0812202-01		Client Sample Name: 4625, MW-9, MW-9, 9/15/2008 8:02:00AM											
Constituent	Result	Units	PQL	MDL	Method	Prep Date	Run Date/Time	Analyst	Instrument ID	Dilution	QC Batch ID	MB Bias	Lab Quals
Benzene	ND	ug/L	0.50		EPA-8260	09/17/08	09/17/08 22:00	mwb	MS-V13	1	BRI1152	ND	
1,2-Dibromoethane	ND	ug/L	0.50		EPA-8260	09/17/08	09/17/08 22:00	mwb	MS-V13	1	BRI1152	ND	
1,2-Dichloroethane	ND	ug/L	0.50		EPA-8260	09/17/08	09/17/08 22:00	mwb	MS-V13	1	BRI1152	ND	
Ethylbenzene	ND	ug/L	0.50		EPA-8260	09/17/08	09/17/08 22:00	mwb	MS-V13	1	BRI1152	ND	
Methyl t-butyl ether	ND	ug/L	0.50		EPA-8260	09/17/08	09/17/08 22:00	mwb	MS-V13	1	BRI1152	ND	
Toluene	ND	ug/L	0.50		EPA-8260	09/17/08	09/17/08 22:00	mwb	MS-V13	1	BRI1152	ND	
Total Xylenes	ND	ug/L	1.0		EPA-8260	09/17/08	09/17/08 22:00	mwb	MS-V13	1	BRI1152	ND	
t-Amyl Methyl ether	ND	ug/L	0.50		EPA-8260	09/17/08	09/17/08 22:00	mwb	MS-V13	1	BRI1152	ND	
t-Butyl alcohol	ND	ug/L	10		EPA-8260	09/17/08	09/17/08 22:00	mwb	MS-V13	1	BRI1152	ND	
Diisopropyl ether	ND	ug/L	0.50		EPA-8260	09/17/08	09/17/08 22:00	mwb	MS-V13	1	BRI1152	ND	
Ethanol	ND	ug/L	250		EPA-8260	09/17/08	09/17/08 22:00	mwb	MS-V13	1	BRI1152	ND	
Ethyl t-butyl ether	ND	ug/L	0.50		EPA-8260	09/17/08	09/17/08 22:00	mwb	MS-V13	1	BRI1152	ND	
Total Purgeable Petroleum Hydrocarbons	ND	ug/L	50		EPA-8260	09/17/08	09/17/08 22:00	mwb	MS-V13	1	BRI1152	ND	
1,2-Dichloroethane-d4 (Surrogate)	96.7	%	76 - 114 (LCL - UCL)		EPA-8260	09/17/08	09/17/08 22:00	mwb	MS-V13	1	BRI1152		
Toluene-d8 (Surrogate)	95.3	%	88 - 110 (LCL - UCL)		EPA-8260	09/17/08	09/17/08 22:00	mwb	MS-V13	1	BRI1152		
4-Bromofluorobenzene (Surrogate)	107	%	86 - 115 (LCL - UCL)		EPA-8260	09/17/08	09/17/08 22:00	mwb	MS-V13	1	BRI1152		

The results in this report apply to the samples analyzed in accordance with the chain of custody document. This analytical report must be reproduced in its entirety.
 All results listed in this report are for the exclusive use of the submitting party. BC Laboratories, Inc. assumes no responsibility for report alteration, separation, detachment or third party interpretation.
 4100 Atlas Court Bakersfield, CA 93308 (661) 327-4911 FAX (661) 327-1918 www.bclabs.com
 Certifications: California - ELAP Certification Number 1186; Nevada Administrative Code - NAC-445A



TRC
21 Technology Drive
Irvine, CA 92618

Project: 4625
Project Number: [none]
Project Manager: Anju Farfan


Reported: 10/01/2008 14:26

Volatile Organic Analysis (EPA Method 8260)

BCL Sample ID: 0812202-02		Client Sample Name: 4625, MW-8, MW-8, 9/15/2008 8:24:00AM											
Constituent	Result	Units	PQL	MDL	Method	Prep Date	Run Date/Time	Analyst	Instru-ment ID	Dilution	QC Batch ID	MB Bias	Lab Quals
Benzene	ND	ug/L	0.50		EPA-8260	09/17/08	09/17/08 22:18	mwb	MS-V13	1	BRI1152	ND	
1,2-Dibromoethane	ND	ug/L	0.50		EPA-8260	09/17/08	09/17/08 22:18	mwb	MS-V13	1	BRI1152	ND	
1,2-Dichloroethane	ND	ug/L	0.50		EPA-8260	09/17/08	09/17/08 22:18	mwb	MS-V13	1	BRI1152	ND	
Ethylbenzene	ND	ug/L	0.50		EPA-8260	09/17/08	09/17/08 22:18	mwb	MS-V13	1	BRI1152	ND	
Methyl t-butyl ether	ND	ug/L	0.50		EPA-8260	09/17/08	09/17/08 22:18	mwb	MS-V13	1	BRI1152	ND	
Toluene	ND	ug/L	0.50		EPA-8260	09/17/08	09/17/08 22:18	mwb	MS-V13	1	BRI1152	ND	
Total Xylenes	ND	ug/L	1.0		EPA-8260	09/17/08	09/17/08 22:18	mwb	MS-V13	1	BRI1152	ND	
t-Amyl Methyl ether	ND	ug/L	0.50		EPA-8260	09/17/08	09/17/08 22:18	mwb	MS-V13	1	BRI1152	ND	
t-Butyl alcohol	ND	ug/L	10		EPA-8260	09/17/08	09/17/08 22:18	mwb	MS-V13	1	BRI1152	ND	
Diisopropyl ether	ND	ug/L	0.50		EPA-8260	09/17/08	09/17/08 22:18	mwb	MS-V13	1	BRI1152	ND	
Ethanol	ND	ug/L	250		EPA-8260	09/17/08	09/17/08 22:18	mwb	MS-V13	1	BRI1152	ND	
Ethyl t-butyl ether	ND	ug/L	0.50		EPA-8260	09/17/08	09/17/08 22:18	mwb	MS-V13	1	BRI1152	ND	
Total Purgeable Petroleum Hydrocarbons	ND	ug/L	50		EPA-8260	09/17/08	09/17/08 22:18	mwb	MS-V13	1	BRI1152	ND	
1,2-Dichloroethane-d4 (Surrogate)	98.7	%	76 - 114 (LCL - UCL)		EPA-8260	09/17/08	09/17/08 22:18	mwb	MS-V13	1	BRI1152		
Toluene-d8 (Surrogate)	96.4	%	88 - 110 (LCL - UCL)		EPA-8260	09/17/08	09/17/08 22:18	mwb	MS-V13	1	BRI1152		
4-Bromofluorobenzene (Surrogate)	105	%	86 - 115 (LCL - UCL)		EPA-8260	09/17/08	09/17/08 22:18	mwb	MS-V13	1	BRI1152		

The results in this report apply to the samples analyzed in accordance with the chain of custody document. This analytical report must be reproduced in its entirety. All results listed in this report are for the exclusive use of the submitting party. BC Laboratories, Inc. assumes no responsibility for report alteration, separation, detachment or third party interpretation.

4100 Atlas Court Bakersfield, CA 93308 (661) 327-4911 FAX (661) 327-1918 www.bclabs.com
Certifications: California - ELAP Certification Number 1186; Nevada Administrative Code - NAC-445A



TRC
21 Technology Drive
Irvine, CA 92618

Project: 4625
Project Number: [none]
Project Manager: Anju Farfan

Reported: 10/01/2008 14:26

Volatile Organic Analysis (EPA Method 8260)

BCL Sample ID: 0812202-03		Client Sample Name: 4625, MW-1, MW-1, 9/15/2008 10:48:00AM												
Constituent	Result	Units	PQL	MDL	Method	Prep Date	Run Date/Time	Analyst	Instrument ID	Dilution	QC Batch ID	MB Bias	Lab Quals	
Benzene	ND	ug/L	0.50		EPA-8260	09/17/08	09/17/08 22:36	mwb	MS-V13	1	BRI1152	ND		
Ethylbenzene	ND	ug/L	0.50		EPA-8260	09/17/08	09/17/08 22:36	mwb	MS-V13	1	BRI1152	ND		
Methyl t-butyl ether	ND	ug/L	0.50		EPA-8260	09/17/08	09/17/08 22:36	mwb	MS-V13	1	BRI1152	ND		
Toluene	ND	ug/L	0.50		EPA-8260	09/17/08	09/17/08 22:36	mwb	MS-V13	1	BRI1152	ND		
Total Xylenes	ND	ug/L	1.0		EPA-8260	09/17/08	09/17/08 22:36	mwb	MS-V13	1	BRI1152	ND		
Ethanol	ND	ug/L	250		EPA-8260	09/17/08	09/17/08 22:36	mwb	MS-V13	1	BRI1152	ND		
Total Purgeable Petroleum Hydrocarbons	ND	ug/L	50		EPA-8260	09/17/08	09/17/08 22:36	mwb	MS-V13	1	BRI1152	ND		
1,2-Dichloroethane-d4 (Surrogate)	96.9	%	76 - 114 (LCL - UCL)		EPA-8260	09/17/08	09/17/08 22:36	mwb	MS-V13	1	BRI1152			
Toluene-d8 (Surrogate)	96.9	%	88 - 110 (LCL - UCL)		EPA-8260	09/17/08	09/17/08 22:36	mwb	MS-V13	1	BRI1152			
4-Bromofluorobenzene (Surrogate)	101	%	86 - 115 (LCL - UCL)		EPA-8260	09/17/08	09/17/08 22:36	mwb	MS-V13	1	BRI1152			

The results in this report apply to the samples analyzed in accordance with the chain of custody document. This analytical report must be reproduced in its entirety.
 All results listed in this report are for the exclusive use of the submitting party. BC Laboratories, Inc. assumes no responsibility for report alteration, separation, detachment or third party interpretation.
 4100 Atlas Court Bakersfield, CA 93308 (661) 327-4911 FAX (661) 327-1918 www.bclabs.com
 Certifications: California - ELAP Certification Number 1186; Nevada Administrative Code - NAC-445A



TRC
21 Technology Drive
Irvine, CA 92618

Project: 4625
Project Number: [none]
Project Manager: Anju Farfan

Reported: 10/01/2008 14:26

Volatile Organic Analysis (EPA Method 8260)

BCL Sample ID: 0812202-04		Client Sample Name: 4625, MW-2, MW-2, 9/15/2008 8:58:00AM											
Constituent	Result	Units	PQL	MDL	Method	Prep Date	Run Date/Time	Analyst	Instru-ment ID	Dilution	QC Batch ID	MB Bias	Lab Quals
Benzene	ND	ug/L	0.50		EPA-8260	09/17/08	09/17/08 22:53	mwb	MS-V13	1	BRI1152	ND	
Ethylbenzene	ND	ug/L	0.50		EPA-8260	09/17/08	09/17/08 22:53	mwb	MS-V13	1	BRI1152	ND	
Methyl t-butyl ether	ND	ug/L	0.50		EPA-8260	09/17/08	09/17/08 22:53	mwb	MS-V13	1	BRI1152	ND	
Toluene	ND	ug/L	0.50		EPA-8260	09/17/08	09/17/08 22:53	mwb	MS-V13	1	BRI1152	ND	
Total Xylenes	ND	ug/L	1.0		EPA-8260	09/17/08	09/17/08 22:53	mwb	MS-V13	1	BRI1152	ND	
Ethanol	ND	ug/L	250		EPA-8260	09/17/08	09/17/08 22:53	mwb	MS-V13	1	BRI1152	ND	
Total Purgeable Petroleum Hydrocarbons	74	ug/L	50		EPA-8260	09/17/08	09/17/08 22:53	mwb	MS-V13	1	BRI1152	ND	
1,2-Dichloroethane-d4 (Surrogate)	102	%	76 - 114 (LCL - UCL)		EPA-8260	09/17/08	09/17/08 22:53	mwb	MS-V13	1	BRI1152		
Toluene-d8 (Surrogate)	98.4	%	88 - 110 (LCL - UCL)		EPA-8260	09/17/08	09/17/08 22:53	mwb	MS-V13	1	BRI1152		
4-Bromofluorobenzene (Surrogate)	107	%	86 - 115 (LCL - UCL)		EPA-8260	09/17/08	09/17/08 22:53	mwb	MS-V13	1	BRI1152		

The results in this report apply to the samples analyzed in accordance with the chain of custody document. This analytical report must be reproduced in its entirety.

All results listed in this report are for the exclusive use of the submitting party. BC Laboratories, Inc. assumes no responsibility for report alteration, separation, detachment or third party interpretation.

4100 Atlas Court Bakersfield, CA 93308 (661) 327-4911 FAX (661) 327-1918 www.bclabs.com
Certifications: California - ELAP Certification Number 1186; Nevada Administrative Code - NAC-445A



TRC
21 Technology Drive
Irvine, CA 92618


Project: 4625
Project Number: [none]
Project Manager: Anju Farfan

Reported: 10/01/2008 14:26

Volatile Organic Analysis (EPA Method 8260)

BCL Sample ID: 0812202-05		Client Sample Name: 4625, MW-4, MW-4, 9/15/2008 11:25:00AM											
Constituent	Result	Units	PQL	MDL	Method	Prep Date	Run Date/Time	Analyst	Instru-ment ID	Dilution	QC Batch ID	MB Bias	Lab Quals
Benzene	ND	ug/L	0.50		EPA-8260	09/17/08	09/17/08 23:11	mwb	MS-V13	1	BRI1152	ND	
Ethylbenzene	ND	ug/L	0.50		EPA-8260	09/17/08	09/17/08 23:11	mwb	MS-V13	1	BRI1152	ND	
Methyl t-butyl ether	ND	ug/L	0.50		EPA-8260	09/17/08	09/17/08 23:11	mwb	MS-V13	1	BRI1152	ND	
Toluene	ND	ug/L	0.50		EPA-8260	09/17/08	09/17/08 23:11	mwb	MS-V13	1	BRI1152	ND	
Total Xylenes	ND	ug/L	1.0		EPA-8260	09/17/08	09/17/08 23:11	mwb	MS-V13	1	BRI1152	ND	
Ethanol	ND	ug/L	250		EPA-8260	09/17/08	09/17/08 23:11	mwb	MS-V13	1	BRI1152	ND	
Total Purgeable Petroleum Hydrocarbons	ND	ug/L	50		EPA-8260	09/17/08	09/17/08 23:11	mwb	MS-V13	1	BRI1152	ND	
1,2-Dichloroethane-d4 (Surrogate)	99.4	%	76 - 114 (LCL - UCL)		EPA-8260	09/17/08	09/17/08 23:11	mwb	MS-V13	1	BRI1152		
Toluene-d8 (Surrogate)	99.1	%	88 - 110 (LCL - UCL)		EPA-8260	09/17/08	09/17/08 23:11	mwb	MS-V13	1	BRI1152		
4-Bromofluorobenzene (Surrogate)	102	%	86 - 115 (LCL - UCL)		EPA-8260	09/17/08	09/17/08 23:11	mwb	MS-V13	1	BRI1152		

The results in this report apply to the samples analyzed in accordance with the chain of custody document. This analytical report must be reproduced in its entirety.
 All results listed in this report are for the exclusive use of the submitting party. BC Laboratories, Inc. assumes no responsibility for report alteration, separation, detachment or third party interpretation.
 4100 Atlas Court Bakersfield, CA 93308 (661) 327-4911 FAX (661) 327-1918 www.bclabs.com
 Certifications: California - ELAP Certification Number 1186; Nevada Administrative Code - NAC-445A



TRC
21 Technology Drive
Irvine, CA 92618

Project: 4625
Project Number: [none]
Project Manager: Anju Farfan

Reported: 10/01/2008 14:26

Volatile Organic Analysis (EPA Method 8260)

BCL Sample ID: 0812202-06 Client Sample Name: 4625, MW-3, MW-3, 9/15/2008 9:39:00AM

Constituent	Result	Units	PQL	MDL	Method	Prep Date	Run Date/Time	Analyst	Instru-ment ID	Dilution	QC Batch ID	MB Bias	Lab Quals
Benzene	ND	ug/L	0.50		EPA-8260	09/17/08	09/17/08 23:29	mwb	MS-V13	1	BRI1152	ND	
Bromobenzene	ND	ug/L	0.50		EPA-8260	09/17/08	09/17/08 23:29	mwb	MS-V13	1	BRI1152	ND	
Bromochloromethane	ND	ug/L	0.50		EPA-8260	09/17/08	09/17/08 23:29	mwb	MS-V13	1	BRI1152	ND	
Bromodichloromethane	ND	ug/L	0.50		EPA-8260	09/17/08	09/17/08 23:29	mwb	MS-V13	1	BRI1152	ND	
Bromoform	ND	ug/L	0.50		EPA-8260	09/17/08	09/17/08 23:29	mwb	MS-V13	1	BRI1152	ND	
Bromomethane	ND	ug/L	1.0		EPA-8260	09/17/08	09/17/08 23:29	mwb	MS-V13	1	BRI1152	ND	
n-Butylbenzene	ND	ug/L	0.50		EPA-8260	09/17/08	09/17/08 23:29	mwb	MS-V13	1	BRI1152	ND	
sec-Butylbenzene	ND	ug/L	0.50		EPA-8260	09/17/08	09/17/08 23:29	mwb	MS-V13	1	BRI1152	ND	
tert-Butylbenzene	ND	ug/L	0.50		EPA-8260	09/17/08	09/17/08 23:29	mwb	MS-V13	1	BRI1152	ND	
Carbon tetrachloride	ND	ug/L	0.50		EPA-8260	09/17/08	09/17/08 23:29	mwb	MS-V13	1	BRI1152	ND	
Chlorobenzene	ND	ug/L	0.50		EPA-8260	09/17/08	09/17/08 23:29	mwb	MS-V13	1	BRI1152	ND	
Chloroethane	ND	ug/L	0.50		EPA-8260	09/17/08	09/17/08 23:29	mwb	MS-V13	1	BRI1152	ND	
Chloroform	ND	ug/L	0.50		EPA-8260	09/17/08	09/17/08 23:29	mwb	MS-V13	1	BRI1152	ND	
Chloromethane	ND	ug/L	0.50		EPA-8260	09/17/08	09/17/08 23:29	mwb	MS-V13	1	BRI1152	ND	
2-Chlorotoluene	ND	ug/L	0.50		EPA-8260	09/17/08	09/17/08 23:29	mwb	MS-V13	1	BRI1152	ND	
4-Chlorotoluene	ND	ug/L	0.50		EPA-8260	09/17/08	09/17/08 23:29	mwb	MS-V13	1	BRI1152	ND	
Dibromochloromethane	ND	ug/L	0.50		EPA-8260	09/17/08	09/17/08 23:29	mwb	MS-V13	1	BRI1152	ND	
1,2-Dibromo-3-chloropropane	ND	ug/L	1.0		EPA-8260	09/17/08	09/17/08 23:29	mwb	MS-V13	1	BRI1152	ND	
1,2-Dibromoethane	ND	ug/L	0.50		EPA-8260	09/17/08	09/17/08 23:29	mwb	MS-V13	1	BRI1152	ND	
Dibromomethane	ND	ug/L	0.50		EPA-8260	09/17/08	09/17/08 23:29	mwb	MS-V13	1	BRI1152	ND	
1,2-Dichlorobenzene	ND	ug/L	0.50		EPA-8260	09/17/08	09/17/08 23:29	mwb	MS-V13	1	BRI1152	ND	
1,3-Dichlorobenzene	ND	ug/L	0.50		EPA-8260	09/17/08	09/17/08 23:29	mwb	MS-V13	1	BRI1152	ND	
1,4-Dichlorobenzene	ND	ug/L	0.50		EPA-8260	09/17/08	09/17/08 23:29	mwb	MS-V13	1	BRI1152	ND	

The results in this report apply to the samples analyzed in accordance with the chain of custody document. This analytical report must be reproduced in its entirety. All results listed in this report are for the exclusive use of the submitting party. BC Laboratories, Inc. assumes no responsibility for report alteration, separation, detachment or third party interpretation. 4100 Atlas Court Bakersfield, CA 93308 (661) 327-4911 FAX (661) 327-1918 www.bclabs.com Certifications: California - ELAP Certification Number 1186; Nevada Administrative Code - NAC-445A



TRC
21 Technology Drive
Irvine, CA 92618

Project: 4625
Project Number: [none]
Project Manager: Anju Farfan

Reported: 10/01/2008 14:26

Volatile Organic Analysis (EPA Method 8260)

BCL Sample ID: 0812202-06		Client Sample Name: 4625, MW-3, MW-3, 9/15/2008 9:39:00AM											
Constituent	Result	Units	PQL	MDL	Method	Prep Date	Run Date/Time	Analyst	Instru-ment ID	Dilution	QC Batch ID	MB Bias	Lab Quals
Dichlorodifluoromethane	ND	ug/L	0.50		EPA-8260	09/17/08	09/17/08 23:29	mwb	MS-V13	1	BRI1152	ND	
1,1-Dichloroethane	ND	ug/L	0.50		EPA-8260	09/17/08	09/17/08 23:29	mwb	MS-V13	1	BRI1152	ND	
1,2-Dichloroethane	ND	ug/L	0.50		EPA-8260	09/17/08	09/17/08 23:29	mwb	MS-V13	1	BRI1152	ND	
1,1-Dichloroethene	ND	ug/L	0.50		EPA-8260	09/17/08	09/17/08 23:29	mwb	MS-V13	1	BRI1152	ND	
cis-1,2-Dichloroethene	ND	ug/L	0.50		EPA-8260	09/17/08	09/17/08 23:29	mwb	MS-V13	1	BRI1152	ND	
trans-1,2-Dichloroethene	ND	ug/L	0.50		EPA-8260	09/17/08	09/17/08 23:29	mwb	MS-V13	1	BRI1152	ND	
Total 1,2-Dichloroethene	ND	ug/L	1.0		EPA-8260	09/17/08	09/17/08 23:29	mwb	MS-V13	1	BRI1152	ND	
1,2-Dichloropropane	ND	ug/L	0.50		EPA-8260	09/17/08	09/17/08 23:29	mwb	MS-V13	1	BRI1152	ND	
1,3-Dichloropropane	ND	ug/L	0.50		EPA-8260	09/17/08	09/17/08 23:29	mwb	MS-V13	1	BRI1152	ND	
2,2-Dichloropropane	ND	ug/L	0.50		EPA-8260	09/17/08	09/17/08 23:29	mwb	MS-V13	1	BRI1152	ND	
1,1-Dichloropropene	ND	ug/L	0.50		EPA-8260	09/17/08	09/17/08 23:29	mwb	MS-V13	1	BRI1152	ND	
cis-1,3-Dichloropropene	ND	ug/L	0.50		EPA-8260	09/17/08	09/17/08 23:29	mwb	MS-V13	1	BRI1152	ND	
trans-1,3-Dichloropropene	ND	ug/L	0.50		EPA-8260	09/17/08	09/17/08 23:29	mwb	MS-V13	1	BRI1152	ND	
Total 1,3-Dichloropropene	ND	ug/L	1.0		EPA-8260	09/17/08	09/17/08 23:29	mwb	MS-V13	1	BRI1152	ND	
Ethylbenzene	ND	ug/L	0.50		EPA-8260	09/17/08	09/17/08 23:29	mwb	MS-V13	1	BRI1152	ND	
Hexachlorobutadiene	ND	ug/L	0.50		EPA-8260	09/17/08	09/17/08 23:29	mwb	MS-V13	1	BRI1152	ND	
Isopropylbenzene	ND	ug/L	0.50		EPA-8260	09/17/08	09/17/08 23:29	mwb	MS-V13	1	BRI1152	ND	
p-Isopropyltoluene	ND	ug/L	0.50		EPA-8260	09/17/08	09/17/08 23:29	mwb	MS-V13	1	BRI1152	ND	
Methylene chloride	ND	ug/L	1.0		EPA-8260	09/17/08	09/17/08 23:29	mwb	MS-V13	1	BRI1152	ND	
Methyl t-butyl ether	ND	ug/L	0.50		EPA-8260	09/17/08	09/17/08 23:29	mwb	MS-V13	1	BRI1152	ND	
Naphthalene	ND	ug/L	0.50		EPA-8260	09/17/08	09/17/08 23:29	mwb	MS-V13	1	BRI1152	ND	
n-Propylbenzene	ND	ug/L	0.50		EPA-8260	09/17/08	09/17/08 23:29	mwb	MS-V13	1	BRI1152	ND	
Styrene	ND	ug/L	0.50		EPA-8260	09/17/08	09/17/08 23:29	mwb	MS-V13	1	BRI1152	ND	

The results in this report apply to the samples analyzed in accordance with the chain of custody document. This analytical report must be reproduced in its entirety.
 All results listed in this report are for the exclusive use of the submitting party. BC Laboratories, Inc. assumes no responsibility for report alteration, separation, detachment or third party interpretation.
 4100 Atlas Court Bakersfield, CA 93308 (861) 327-4911 FAX (861) 327-1918 www.bclabs.com
 Certifications: California - ELAP Certification Number 1186; Nevada Administrative Code - NAC-445A



TRC
21 Technology Drive
Irvine, CA 92618

Project: 4625
Project Number: [none]
Project Manager: Anju Farfan

Reported: 10/01/2008 14:26

Volatile Organic Analysis (EPA Method 8260)

BCL Sample ID: 0812202-06		Client Sample Name: 4625, MW-3, MW-3, 9/15/2008 9:39:00AM											
Constituent	Result	Units	PQL	MDL	Method	Prep Date	Run Date/Time	Analyst	Instru-ment ID	Dilution	QC Batch ID	MB Bias	Lab Quals
1,1,1,2-Tetrachloroethane	ND	ug/L	0.50		EPA-8260	09/17/08	09/17/08 23:29	mwb	MS-V13	1	BRI1152	ND	
1,1,2,2-Tetrachloroethane	ND	ug/L	0.50		EPA-8260	09/17/08	09/17/08 23:29	mwb	MS-V13	1	BRI1152	ND	
Tetrachloroethene	ND	ug/L	0.50		EPA-8260	09/17/08	09/17/08 23:29	mwb	MS-V13	1	BRI1152	ND	
Toluene	ND	ug/L	0.50		EPA-8260	09/17/08	09/17/08 23:29	mwb	MS-V13	1	BRI1152	ND	
1,2,3-Trichlorobenzene	ND	ug/L	0.50		EPA-8260	09/17/08	09/17/08 23:29	mwb	MS-V13	1	BRI1152	ND	
1,2,4-Trichlorobenzene	ND	ug/L	0.50		EPA-8260	09/17/08	09/17/08 23:29	mwb	MS-V13	1	BRI1152	ND	
1,1,1-Trichloroethane	ND	ug/L	0.50		EPA-8260	09/17/08	09/17/08 23:29	mwb	MS-V13	1	BRI1152	ND	
1,1,2-Trichloroethane	ND	ug/L	0.50		EPA-8260	09/17/08	09/17/08 23:29	mwb	MS-V13	1	BRI1152	ND	
Trichloroethene	ND	ug/L	0.50		EPA-8260	09/17/08	09/17/08 23:29	mwb	MS-V13	1	BRI1152	ND	
Trichlorofluoromethane	ND	ug/L	0.50		EPA-8260	09/17/08	09/17/08 23:29	mwb	MS-V13	1	BRI1152	ND	
1,2,3-Trichloropropane	ND	ug/L	1.0		EPA-8260	09/17/08	09/17/08 23:29	mwb	MS-V13	1	BRI1152	ND	
1,1,2-Trichloro-1,2,2-trifluoroethane	ND	ug/L	0.50		EPA-8260	09/17/08	09/17/08 23:29	mwb	MS-V13	1	BRI1152	ND	
1,2,4-Trimethylbenzene	ND	ug/L	0.50		EPA-8260	09/17/08	09/17/08 23:29	mwb	MS-V13	1	BRI1152	ND	
1,3,5-Trimethylbenzene	ND	ug/L	0.50		EPA-8260	09/17/08	09/17/08 23:29	mwb	MS-V13	1	BRI1152	ND	
Vinyl chloride	ND	ug/L	0.50		EPA-8260	09/17/08	09/17/08 23:29	mwb	MS-V13	1	BRI1152	ND	
Total Xylenes	ND	ug/L	1.0		EPA-8260	09/17/08	09/17/08 23:29	mwb	MS-V13	1	BRI1152	ND	
t-Amyl Methyl ether	ND	ug/L	0.50		EPA-8260	09/17/08	09/17/08 23:29	mwb	MS-V13	1	BRI1152	ND	
t-Butyl alcohol	ND	ug/L	10		EPA-8260	09/17/08	09/17/08 23:29	mwb	MS-V13	1	BRI1152	ND	
Diisopropyl ether	ND	ug/L	0.50		EPA-8260	09/17/08	09/17/08 23:29	mwb	MS-V13	1	BRI1152	ND	
Ethanol	ND	ug/L	250		EPA-8260	09/17/08	09/17/08 23:29	mwb	MS-V13	1	BRI1152	ND	
Ethyl t-butyl ether	ND	ug/L	0.50		EPA-8260	09/17/08	09/17/08 23:29	mwb	MS-V13	1	BRI1152	ND	
Total Purgeable Petroleum Hydrocarbons	ND	ug/L	50		EPA-8260	09/17/08	09/17/08 23:29	mwb	MS-V13	1	BRI1152	ND	
1,2-Dichloroethane-d4 (Surrogate)	101	%	76 - 114 (LCL - UCL)		EPA-8260	09/17/08	09/17/08 23:29	mwb	MS-V13	1	BRI1152		

The results in this report apply to the samples analyzed in accordance with the chain of custody document. This analytical report must be reproduced in its entirety.
 All results listed in this report are for the exclusive use of the submitting party. BC Laboratories, Inc. assumes no responsibility for report alteration, separation, detachment or third party interpretation.
 4100 Atlas Court Bakersfield, CA 93308 (661) 327-4911 FAX (661) 327-1918 www.bclabs.com
 Certifications: California - ELAP Certification Number 1186; Nevada Administrative Code - NAC-445A



TRC
21 Technology Drive
Irvine, CA 92618

Project: 4625
Project Number: [none]
Project Manager: Anju Farfan

Reported: 10/01/2008 14:26

Volatile Organic Analysis (EPA Method 8260)

BCL Sample ID: 0812202-06 Client Sample Name: 4625, MW-3, MW-3, 9/15/2008 9:39:00AM

Constituent	Result	Units	PQL	MDL	Method	Prep		Run		Instru- ment ID	Dilution	QC	MB	Lab
						Date	Date/Time	Batch ID	Bias			Quals		
Toluene-d8 (Surrogate)	93.6	%	88 - 110 (LCL - UCL)		EPA-8260	09/17/08	09/17/08 23:29	mwb	MS-V13	1	BRI1152			
4-Bromofluorobenzene (Surrogate)	99.5	%	86 - 115 (LCL - UCL)		EPA-8260	09/17/08	09/17/08 23:29	mwb	MS-V13	1	BRI1152			

The results in this report apply to the samples analyzed in accordance with the chain of custody document. This analytical report must be reproduced in its entirety.
All results listed in this report are for the exclusive use of the submitting party. BC Laboratories, Inc. assumes no responsibility for report alteration, separation, detachment or third party interpretation.



BC Laboratories, Inc.

Environmental Testing Laboratory Since 1949



TRC
21 Technology Drive
Irvine, CA 92618

Project: 4625
Project Number: [none]
Project Manager: Anju Farfan


Reported: 10/01/2008 14:26

Base Neutral and Acid Extractables Organic Analysis (EPA Method 8270C)

BCL Sample ID: 0812202-06		Client Sample Name: 4625, MW-3, MW-3, 9/15/2008 9:39:00AM												
Constituent	Result	Units	PQL	MDL	Method	Prep Date	Run Date/Time	Analyst	Instrument ID	Dilution	QC Batch ID	MB Bias	Lab Quals	
Acenaphthene	ND	ug/L	2.0		EPA-8270C	09/19/08	09/29/08 02:12	SKC	MS-B2	1	BRI1663	ND		
Acenaphthylene	ND	ug/L	2.0		EPA-8270C	09/19/08	09/29/08 02:12	SKC	MS-B2	1	BRI1663	ND		
Anthracene	ND	ug/L	2.0		EPA-8270C	09/19/08	09/29/08 02:12	SKC	MS-B2	1	BRI1663	ND		
Benzo[a]anthracene	ND	ug/L	2.0		EPA-8270C	09/19/08	09/29/08 02:12	SKC	MS-B2	1	BRI1663	ND		
Benzo[b]fluoranthene	ND	ug/L	2.0		EPA-8270C	09/19/08	09/29/08 02:12	SKC	MS-B2	1	BRI1663	ND		
Benzo[k]fluoranthene	ND	ug/L	2.0		EPA-8270C	09/19/08	09/29/08 02:12	SKC	MS-B2	1	BRI1663	ND		
Benzo[a]pyrene	ND	ug/L	2.0		EPA-8270C	09/19/08	09/29/08 02:12	SKC	MS-B2	1	BRI1663	ND		
Benzo[g,h,i]perylene	ND	ug/L	2.0		EPA-8270C	09/19/08	09/29/08 02:12	SKC	MS-B2	1	BRI1663	ND		
Benzoic acid	ND	ug/L	10		EPA-8270C	09/19/08	09/29/08 02:12	SKC	MS-B2	1	BRI1663	ND		
Benzyl alcohol	ND	ug/L	2.0		EPA-8270C	09/19/08	09/29/08 02:12	SKC	MS-B2	1	BRI1663	ND		
Benzyl butyl phthalate	ND	ug/L	2.0		EPA-8270C	09/19/08	09/29/08 02:12	SKC	MS-B2	1	BRI1663	ND		
bis(2-Chloroethoxy)methane	ND	ug/L	2.0		EPA-8270C	09/19/08	09/29/08 02:12	SKC	MS-B2	1	BRI1663	ND		
bis(2-Chloroethyl) ether	ND	ug/L	2.0		EPA-8270C	09/19/08	09/29/08 02:12	SKC	MS-B2	1	BRI1663	ND		
bis(2-Chloroisopropyl)ether	ND	ug/L	2.0		EPA-8270C	09/19/08	09/29/08 02:12	SKC	MS-B2	1	BRI1663	ND		
bis(2-Ethylhexyl)phthalate	ND	ug/L	4.0		EPA-8270C	09/19/08	09/29/08 02:12	SKC	MS-B2	1	BRI1663	ND		
4-Bromophenyl phenyl ether	ND	ug/L	2.0		EPA-8270C	09/19/08	09/29/08 02:12	SKC	MS-B2	1	BRI1663	ND		
4-Chloroaniline	ND	ug/L	2.0		EPA-8270C	09/19/08	09/29/08 02:12	SKC	MS-B2	1	BRI1663	ND		
2-Chloronaphthalene	ND	ug/L	2.0		EPA-8270C	09/19/08	09/29/08 02:12	SKC	MS-B2	1	BRI1663	ND		
4-Chlorophenyl phenyl ether	ND	ug/L	2.0		EPA-8270C	09/19/08	09/29/08 02:12	SKC	MS-B2	1	BRI1663	ND		
Chrysene	ND	ug/L	2.0		EPA-8270C	09/19/08	09/29/08 02:12	SKC	MS-B2	1	BRI1663	ND		
Dibenzo[a,h]anthracene	ND	ug/L	3.0		EPA-8270C	09/19/08	09/29/08 02:12	SKC	MS-B2	1	BRI1663	ND		
Dibenzofuran	ND	ug/L	2.0		EPA-8270C	09/19/08	09/29/08 02:12	SKC	MS-B2	1	BRI1663	ND		
1,2-Dichlorobenzene	ND	ug/L	2.0		EPA-8270C	09/19/08	09/29/08 02:12	SKC	MS-B2	1	BRI1663	ND		

The results in this report apply to the samples analyzed in accordance with the chain of custody document. This analytical report must be reproduced in its entirety. All results listed in this report are for the exclusive use of the submitting party. BC Laboratories, Inc. assumes no responsibility for report alteration, separation, detachment or third party interpretation.

4100 Atlas Court Bakersfield, CA 93308 (661) 327-4911 FAX (661) 327-1918 www.bclabs.com
Certifications: California - ELAP Certification Number 1186; Nevada Administrative Code - NAC-445A



TRC 21 Technology Drive Irvine, CA 92618	Project: 4625 Project Number: [none] Project Manager: Anju Farfan	Reported: 10/01/2008 14:26
--	---	----------------------------

Base Neutral and Acid Extractables Organic Analysis (EPA Method 8270C)

BCL Sample ID:	0812202-06													
Client Sample Name:	4625, MW-3, MW-3, 9/15/2008 9:39:00AM													
Constituent	Result	Units	PQL	MDL	Method	Prep Date	Run Date/Time	Analyst	Instru-ment ID	Dilution	QC Batch ID	MB Bias	Lab Quals	
1,3-Dichlorobenzene	ND	ug/L	2.0		EPA-8270C	09/19/08	09/29/08 02:12	SKC	MS-B2	1	BRI1663	ND		
1,4-Dichlorobenzene	ND	ug/L	2.0		EPA-8270C	09/19/08	09/29/08 02:12	SKC	MS-B2	1	BRI1663	ND		
3,3-Dichlorobenzidine	ND	ug/L	10		EPA-8270C	09/19/08	09/29/08 02:12	SKC	MS-B2	1	BRI1663	ND		
Diethyl phthalate	ND	ug/L	2.0		EPA-8270C	09/19/08	09/29/08 02:12	SKC	MS-B2	1	BRI1663	ND		
Dimethyl phthalate	ND	ug/L	2.0		EPA-8270C	09/19/08	09/29/08 02:12	SKC	MS-B2	1	BRI1663	ND		
Di-n-butyl phthalate	ND	ug/L	2.0		EPA-8270C	09/19/08	09/29/08 02:12	SKC	MS-B2	1	BRI1663	ND		
2,4-Dinitrotoluene	ND	ug/L	2.0		EPA-8270C	09/19/08	09/29/08 02:12	SKC	MS-B2	1	BRI1663	ND		
2,6-Dinitrotoluene	ND	ug/L	2.0		EPA-8270C	09/19/08	09/29/08 02:12	SKC	MS-B2	1	BRI1663	ND		
Di-n-octyl phthalate	ND	ug/L	2.0		EPA-8270C	09/19/08	09/29/08 02:12	SKC	MS-B2	1	BRI1663	ND		
Fluoranthene	ND	ug/L	2.0		EPA-8270C	09/19/08	09/29/08 02:12	SKC	MS-B2	1	BRI1663	ND		
Fluorene	ND	ug/L	2.0		EPA-8270C	09/19/08	09/29/08 02:12	SKC	MS-B2	1	BRI1663	ND		
Hexachlorobenzene	ND	ug/L	2.0		EPA-8270C	09/19/08	09/29/08 02:12	SKC	MS-B2	1	BRI1663	ND		
Hexachlorobutadiene	ND	ug/L	2.0		EPA-8270C	09/19/08	09/29/08 02:12	SKC	MS-B2	1	BRI1663	ND		
Hexachlorocyclopentadiene	ND	ug/L	2.0		EPA-8270C	09/19/08	09/29/08 02:12	SKC	MS-B2	1	BRI1663	ND		
Hexachloroethane	ND	ug/L	2.0		EPA-8270C	09/19/08	09/29/08 02:12	SKC	MS-B2	1	BRI1663	ND		
Indeno[1,2,3-cd]pyrene	ND	ug/L	2.0		EPA-8270C	09/19/08	09/29/08 02:12	SKC	MS-B2	1	BRI1663	ND		
Isophorone	ND	ug/L	2.0		EPA-8270C	09/19/08	09/29/08 02:12	SKC	MS-B2	1	BRI1663	ND		
2-Methylnaphthalene	ND	ug/L	2.0		EPA-8270C	09/19/08	09/29/08 02:12	SKC	MS-B2	1	BRI1663	ND		
Naphthalene	ND	ug/L	2.0		EPA-8270C	09/19/08	09/29/08 02:12	SKC	MS-B2	1	BRI1663	ND		
2-Nitroaniline	ND	ug/L	2.0		EPA-8270C	09/19/08	09/29/08 02:12	SKC	MS-B2	1	BRI1663	ND		
3-Nitroaniline	ND	ug/L	2.0		EPA-8270C	09/19/08	09/29/08 02:12	SKC	MS-B2	1	BRI1663	ND		
4-Nitroaniline	ND	ug/L	5.0		EPA-8270C	09/19/08	09/29/08 02:12	SKC	MS-B2	1	BRI1663	ND		
Nitrobenzene	ND	ug/L	2.0		EPA-8270C	09/19/08	09/29/08 02:12	SKC	MS-B2	1	BRI1663	ND		


The results in this report apply to the samples analyzed in accordance with the chain of custody document. This analytical report must be reproduced in its entirety.

All results listed in this report are for the exclusive use of the submitting party. BC Laboratories, Inc. assumes no responsibility for report alteration, separation, detachment or third party interpretation.
 4100 Atlas Court Bakersfield, CA 93308 (661) 327-4911 FAX (661) 327-1918 www.bclabs.com
 Certifications: California - ELAP Certification Number 1186; Nevada Administrative Code - NAC-445A



Laboratories, Inc.

Environmental Testing Laboratory Since 1949



TRC
21 Technology Drive
Irvine, CA 92618

Project: 4625
Project Number: [none]
Project Manager: Anju Farfan

Reported: 10/01/2008 14:26

Base Neutral and Acid Extractables Organic Analysis (EPA Method 8270C)

BCL Sample ID: 0812202-06		Client Sample Name: 4625, MW-3, MW-3, 9/15/2008 9:39:00AM												
Constituent	Result	Units	PQL	MDL	Method	Prep Date	Run Date/Time	Analyst	Instru-ment ID	Dilution	QC Batch ID	MB Bias	Lab Quals	
N-Nitrosodi-N-propylamine	ND	ug/L	2.0		EPA-8270C	09/19/08	09/29/08 02:12	SKC	MS-B2	1	BRI1663	ND		
N-Nitrosodiphenylamine	ND	ug/L	2.0		EPA-8270C	09/19/08	09/29/08 02:12	SKC	MS-B2	1	BRI1663	ND		
Phenanthrene	ND	ug/L	2.0		EPA-8270C	09/19/08	09/29/08 02:12	SKC	MS-B2	1	BRI1663	ND		
Pyrene	ND	ug/L	2.0		EPA-8270C	09/19/08	09/29/08 02:12	SKC	MS-B2	1	BRI1663	ND		
1,2,4-Trichlorobenzene	ND	ug/L	2.0		EPA-8270C	09/19/08	09/29/08 02:12	SKC	MS-B2	1	BRI1663	ND		
4-Chloro-3-methylphenol	ND	ug/L	5.0		EPA-8270C	09/19/08	09/29/08 02:12	SKC	MS-B2	1	BRI1663	ND		
2-Chlorophenol	ND	ug/L	2.0		EPA-8270C	09/19/08	09/29/08 02:12	SKC	MS-B2	1	BRI1663	ND		
2,4-Dichlorophenol	ND	ug/L	2.0		EPA-8270C	09/19/08	09/29/08 02:12	SKC	MS-B2	1	BRI1663	ND		
2,4-Dimethylphenol	ND	ug/L	2.0		EPA-8270C	09/19/08	09/29/08 02:12	SKC	MS-B2	1	BRI1663	ND		
4,6-Dinitro-2-methylphenol	ND	ug/L	10		EPA-8270C	09/19/08	09/29/08 02:12	SKC	MS-B2	1	BRI1663	ND		
2,4-Dinitrophenol	ND	ug/L	10		EPA-8270C	09/19/08	09/29/08 02:12	SKC	MS-B2	1	BRI1663	ND		
2-Methylphenol	ND	ug/L	2.0		EPA-8270C	09/19/08	09/29/08 02:12	SKC	MS-B2	1	BRI1663	ND		
3- & 4-Methylphenol	ND	ug/L	2.0		EPA-8270C	09/19/08	09/29/08 02:12	SKC	MS-B2	1	BRI1663	ND		
2-Nitrophenol	ND	ug/L	2.0		EPA-8270C	09/19/08	09/29/08 02:12	SKC	MS-B2	1	BRI1663	ND		
4-Nitrophenol	ND	ug/L	2.0		EPA-8270C	09/19/08	09/29/08 02:12	SKC	MS-B2	1	BRI1663	ND		
Pentachlorophenol	ND	ug/L	10		EPA-8270C	09/19/08	09/29/08 02:12	SKC	MS-B2	1	BRI1663	ND		
Phenol	ND	ug/L	2.0		EPA-8270C	09/19/08	09/29/08 02:12	SKC	MS-B2	1	BRI1663	ND		
2,4,5-Trichlorophenol	ND	ug/L	5.0		EPA-8270C	09/19/08	09/29/08 02:12	SKC	MS-B2	1	BRI1663	ND		
2,4,6-Trichlorophenol	ND	ug/L	5.0		EPA-8270C	09/19/08	09/29/08 02:12	SKC	MS-B2	1	BRI1663	ND		
2-Fluorophenol (Surrogate)	17.0	%	28 - 93 (LCL - UCL)		EPA-8270C	09/19/08	09/29/08 02:12	SKC	MS-B2	1	BRI1663		S09	
Phenol-d5 (Surrogate)	18.2	%	0 - 82 (LCL - UCL)		EPA-8270C	09/19/08	09/29/08 02:12	SKC	MS-B2	1	BRI1663			
Nitrobenzene-d5 (Surrogate)	74.4	%	53 - 116 (LCL - UCL)		EPA-8270C	09/19/08	09/29/08 02:12	SKC	MS-B2	1	BRI1663			
2-Fluorobiphenyl (Surrogate)	74.5	%	23 - 157 (LCL - UCL)		EPA-8270C	09/19/08	09/29/08 02:12	SKC	MS-B2	1	BRI1663			

The results in this report apply to the samples analyzed in accordance with the chain of custody document. This analytical report must be reproduced in its entirety. All results listed in this report are for the exclusive use of the submitting party. BC Laboratories, Inc. assumes no responsibility for report alteration, separation, detachment or third party interpretation.

4100 Atlas Court Bakersfield, CA 93308 (661) 327-4911 FAX (661) 327-1918 www.bclabs.com
Certifications: California - ELAP Certification Number 1186; Nevada Administrative Code - NAC-445A



TRC
21 Technology Drive
Irvine, CA 92618

Project: 4625
Project Number: [none]
Project Manager: Anju Farfan

Reported: 10/01/2008 14:26

Base Neutral and Acid Extractables Organic Analysis (EPA Method 8270C)


BCL Sample ID: 0812202-06		Client Sample Name: 4625, MW-3, MW-3, 9/15/2008 9:39:00AM											
Constituent	Result	Units	PQL	MDL	Method	Prep Date	Run Date/Time	Analyst	Instru-ment ID	Dilution	QC Batch ID	MB Bias	Lab Quals
2,4,6-Tribromophenol (Surrogate)	45.0	%	38 - 142 (LCL - UCL)		EPA-8270C	09/19/08	09/29/08 02:12	SKC	MS-B2	1	BRI1663		
p-Terphenyl-d14 (Surrogate)	95.6	%	48 - 148 (LCL - UCL)		EPA-8270C	09/19/08	09/29/08 02:12	SKC	MS-B2	1	BRI1663		

The results in this report apply to the samples analyzed in accordance with the chain of custody document. This analytical report must be reproduced in its entirety.
All results listed in this report are for the exclusive use of the submitting party. BC Laboratories, Inc. assumes no responsibility for report alteration, separation, detachment or third party interpretation.



Laboratories, Inc.

Environmental Testing Laboratory Since 1949



TRC
21 Technology Drive
Irvine, CA 92618

Project: 4625
Project Number: [none]
Project Manager: Anju Farfan

Reported: 10/01/2008 14:26

Total Petroleum Hydrocarbons

BCL Sample ID:	0812202-06	Client Sample Name:	4625, MW-3, MW-3, 9/15/2008 9:39:00AM										
Constituent	Result	Units	PQL	MDL	Method	Prep Date	Run Date/Time	Analyst	Instru- ment ID	Dilution	QC Batch ID	MB Bias	Lab Quals.
Diesel Range Organics (C12 - C24)	ND	ug/L	50		Luf/TPHd	09/18/08	10/01/08 10:32	CKD	GC-5	1	BR11664	ND	
Tetracosane (Surrogate)	104	%	28 - 139 (LCL - UCL)		Luf/TPHd	09/18/08	10/01/08 10:32	CKD	GC-5	1	BR11664		

The results in this report apply to the samples analyzed in accordance with the chain of custody document. This analytical report must be reproduced in its entirety.
All results listed in this report are for the exclusive use of the submitting party. BC Laboratories, Inc. assumes no responsibility for report alteration, separation, detachment or third party interpretation.

4100 Atlas Court Bakersfield, CA 93308 (661) 327-4911 FAX (661) 327-1918 www.bclabs.com
Certifications: California - ELAP Certification Number 1186; Nevada Administrative Code - NAC-445A



TRC
21 Technology Drive
Irvine, CA 92618

Project: 4625
Project Number: [none]
Project Manager: Anju Farfan

Reported: 10/01/2008 14:26

EPA Method 1664

BCL Sample ID: 0812202-06 **Client Sample Name:** 4625, MW-3, MW-3, 9/15/2008 9:39:00AM

Constituent	Result	Units	PQL	MDL	Method	Prep	Run	Instru- ment ID	Dilution	QC	MB	Lab
						Date	Date/Time			Analyst	Batch ID	Blas
Oil and Grease	ND	mg/L	5.0		EPA-1664HE	09/19/08	09/19/08 11:00	JAK	MAN-SV	1	BRI1419	ND



Laboratories, Inc.

Environmental Testing Laboratory Since 1949



TRC
21 Technology Drive
Irvine, CA 92618

Project: 4625
Project Number: [none]
Project Manager: Anju Farfan


Reported: 10/01/2008 14:26

Water Analysis (Metals)

BCL Sample ID: 0812202-06		Client Sample Name: 4625, MW-3, MW-3, 9/15/2008 9:39:00AM											
Constituent	Result	Units	PQL	MDL	Method	Prep Date	Run Date/Time	Analyst	Instru-ment ID	Dilution	QC Batch ID	MB Bias	Lab Quals
Total Chromium	360	ug/L	10		EPA-6010B	09/18/08	09/19/08 10:42	ARD	PE-OP1	1	BRI1243	ND	

The results in this report apply to the samples analyzed in accordance with the chain of custody document. This analytical report must be reproduced in its entirety.
All results listed in this report are for the exclusive use of the submitting party. BC Laboratories, Inc. assumes no responsibility for report alteration, separation, detachment or third party interpretation.

4100 Atlas Court Bakersfield, CA 93308 (661) 327-4911 FAX (661) 327-1918 www.bclabs.com
Certifications: California - ELAP Certification Number 1186; Nevada Administrative Code - NAC-445A



TRC
21 Technology Drive
Irvine, CA 92618

Project: 4625
Project Number: [none]
Project Manager: Anju Farfan

Reported: 10/01/2008 14:26

Volatile Organic Analysis (EPA Method 8260)


BCL Sample ID: 0812202-07		Client Sample Name: 4625, MW-7, MW-7, 9/15/2008 12:08:00PM											
Constituent	Result	Units	PQL	MDL	Method	Prep Date	Run Date/Time	Analyst	Instru-ment ID	Dilution	QC Batch ID	MB Bias	Lab Quals
Benzene	ND	ug/L	0.50		EPA-8260	09/17/08	09/17/08 23:47	mwb	MS-V13	1	BRI1152	ND	
1,2-Dibromoethane	ND	ug/L	0.50		EPA-8260	09/17/08	09/17/08 23:47	mwb	MS-V13	1	BRI1152	ND	
1,2-Dichloroethane	ND	ug/L	0.50		EPA-8260	09/17/08	09/17/08 23:47	mwb	MS-V13	1	BRI1152	ND	
Ethylbenzene	ND	ug/L	0.50		EPA-8260	09/17/08	09/17/08 23:47	mwb	MS-V13	1	BRI1152	ND	
Methyl t-butyl ether	1.4	ug/L	0.50		EPA-8260	09/17/08	09/17/08 23:47	mwb	MS-V13	1	BRI1152	ND	
Toluene	ND	ug/L	0.50		EPA-8260	09/17/08	09/17/08 23:47	mwb	MS-V13	1	BRI1152	ND	
Total Xylenes	ND	ug/L	1.0		EPA-8260	09/17/08	09/17/08 23:47	mwb	MS-V13	1	BRI1152	ND	
t-Amyl Methyl ether	ND	ug/L	0.50		EPA-8260	09/17/08	09/17/08 23:47	mwb	MS-V13	1	BRI1152	ND	
t-Butyl alcohol	ND	ug/L	10		EPA-8260	09/17/08	09/17/08 23:47	mwb	MS-V13	1	BRI1152	ND	
Diisopropyl ether	ND	ug/L	0.50		EPA-8260	09/17/08	09/17/08 23:47	mwb	MS-V13	1	BRI1152	ND	
Ethanol	ND	ug/L	250		EPA-8260	09/17/08	09/17/08 23:47	mwb	MS-V13	1	BRI1152	ND	
Ethyl t-butyl ether	ND	ug/L	0.50		EPA-8260	09/17/08	09/17/08 23:47	mwb	MS-V13	1	BRI1152	ND	
Total Purgeable Petroleum Hydrocarbons	ND	ug/L	50		EPA-8260	09/17/08	09/17/08 23:47	mwb	MS-V13	1	BRI1152	ND	
1,2-Dichloroethane-d4 (Surrogate)	102	%	76 - 114 (LCL - UCL)		EPA-8260	09/17/08	09/17/08 23:47	mwb	MS-V13	1	BRI1152		
Toluene-d8 (Surrogate)	97.3	%	88 - 110 (LCL - UCL)		EPA-8260	09/17/08	09/17/08 23:47	mwb	MS-V13	1	BRI1152		
4-Bromofluorobenzene (Surrogate)	108	%	86 - 115 (LCL - UCL)		EPA-8260	09/17/08	09/17/08 23:47	mwb	MS-V13	1	BRI1152		

The results in this report apply to the samples analyzed in accordance with the chain of custody document. This analytical report must be reproduced in its entirety.
 All results listed in this report are for the exclusive use of the submitting party. BC Laboratories, Inc. assumes no responsibility for report alteration, separation, detachment or third party interpretation.
 4100 Atlas Court Bakersfield, CA 93308 (661) 327-4911 FAX (661) 327-1918 www.bclabs.com
 Certifications: California - ELAP Certification Number 1188; Nevada Administrative Code - NAC-445A



Laboratories, Inc.

Environmental Testing Laboratory Since 1949



TRC
21 Technology Drive
Irvine, CA 92618

Project: 4625
Project Number: [none]
Project Manager: Anju Farfan

Reported: 10/01/2008 14:26

Volatile Organic Analysis (EPA Method 8260)

BCL Sample ID: 0812202-08		Client Sample Name: 4625, MW-6, MW-6, 9/15/2008 11:00:00AM											
Constituent	Result	Units	PQL	MDL	Method	Prep Date	Run Date/Time	Analyst	Instru-ment ID	Dilution	QC Batch ID	MB Bias	Lab Quals
Benzene	0.90	ug/L	0.50		EPA-8260	09/17/08	09/18/08 00:41	mwb	MS-V13	1	BRI1152	ND	
1,2-Dibromoethane	ND	ug/L	0.50		EPA-8260	09/17/08	09/18/08 00:41	mwb	MS-V13	1	BRI1152	ND	
1,2-Dichloroethane	ND	ug/L	0.50		EPA-8260	09/17/08	09/18/08 00:41	mwb	MS-V13	1	BRI1152	ND	
Ethylbenzene	ND	ug/L	0.50		EPA-8260	09/17/08	09/18/08 00:41	mwb	MS-V13	1	BRI1152	ND	
Methyl t-butyl ether	200	ug/L	5.0		EPA-8260	09/17/08	09/18/08 15:12	mwb	MS-V13	10	BRI1152	ND	A01
Toluene	ND	ug/L	0.50		EPA-8260	09/17/08	09/18/08 00:41	mwb	MS-V13	1	BRI1152	ND	
Total Xylenes	ND	ug/L	1.0		EPA-8260	09/17/08	09/18/08 00:41	mwb	MS-V13	1	BRI1152	ND	
t-Amyl Methyl ether	ND	ug/L	0.50		EPA-8260	09/17/08	09/18/08 00:41	mwb	MS-V13	1	BRI1152	ND	
t-Butyl alcohol	ND	ug/L	10		EPA-8260	09/17/08	09/18/08 00:41	mwb	MS-V13	1	BRI1152	ND	
Diisopropyl ether	ND	ug/L	0.50		EPA-8260	09/17/08	09/18/08 00:41	mwb	MS-V13	1	BRI1152	ND	
Ethanol	ND	ug/L	250		EPA-8260	09/17/08	09/18/08 00:41	mwb	MS-V13	1	BRI1152	ND	
Ethyl t-butyl ether	ND	ug/L	0.50		EPA-8260	09/17/08	09/18/08 00:41	mwb	MS-V13	1	BRI1152	ND	
Total Purgeable Petroleum Hydrocarbons	150	ug/L	50		EPA-8260	09/17/08	09/18/08 00:41	mwb	MS-V13	1	BRI1152	ND	
1,2-Dichloroethane-d4 (Surrogate)	95.1	%	76 - 114 (LCL - UCL)		EPA-8260	09/17/08	09/18/08 15:12	mwb	MS-V13	10	BRI1152		
1,2-Dichloroethane-d4 (Surrogate)	98.0	%	76 - 114 (LCL - UCL)		EPA-8260	09/17/08	09/18/08 00:41	mwb	MS-V13	1	BRI1152		
Toluene-d8 (Surrogate)	97.2	%	88 - 110 (LCL - UCL)		EPA-8260	09/17/08	09/18/08 00:41	mwb	MS-V13	1	BRI1152		
Toluene-d8 (Surrogate)	98.2	%	88 - 110 (LCL - UCL)		EPA-8260	09/17/08	09/18/08 15:12	mwb	MS-V13	10	BRI1152		
4-Bromofluorobenzene (Surrogate)	106	%	86 - 115 (LCL - UCL)		EPA-8260	09/17/08	09/18/08 15:12	mwb	MS-V13	10	BRI1152		
4-Bromofluorobenzene (Surrogate)	102	%	86 - 115 (LCL - UCL)		EPA-8260	09/17/08	09/18/08 00:41	mwb	MS-V13	1	BRI1152		

The results in this report apply to the samples analyzed in accordance with the chain of custody document. This analytical report must be reproduced in its entirety. All results listed in this report are for the exclusive use of the submitting party. BC Laboratories, Inc. assumes no responsibility for report alteration, separation, detachment or third party interpretation.

4100 Atlas Court Bakersfield, CA 93308 (661) 327-4911 FAX (661) 327-1918 www.bclabs.com
Certifications: California - ELAP Certification Number 1186; Nevada Administrative Code - NAC-445A



TRC
21 Technology Drive
Irvine, CA 92618

Project: 4625
Project Number: [none]
Project Manager: Anju Farfan

Reported: 10/01/2008 14:26

Volatile Organic Analysis (EPA Method 8260)

BCL Sample ID: 0812202-09		Client Sample Name: 4625, MW-5, MW-5, 9/15/2008 11:13:00AM												
Constituent	Result	Units	PQL	MDL	Method	Prep Date	Run Date/Time	Analyst	Instru-ment ID	Dilution	QC Batch ID	MB Bias	Lab Quals	
Benzene	5.3	ug/L	0.50		EPA-8260	09/17/08	09/18/08 00:59	mwb	MS-V13	1	BRI1152	ND		
1,2-Dibromoethane	ND	ug/L	0.50		EPA-8260	09/17/08	09/18/08 00:59	mwb	MS-V13	1	BRI1152	ND		
1,2-Dichloroethane	ND	ug/L	0.50		EPA-8260	09/17/08	09/18/08 00:59	mwb	MS-V13	1	BRI1152	ND		
Ethylbenzene	4.5	ug/L	0.50		EPA-8260	09/17/08	09/18/08 00:59	mwb	MS-V13	1	BRI1152	ND		
Methyl t-butyl ether	99	ug/L	5.0		EPA-8260	09/17/08	09/18/08 15:30	mwb	MS-V13	10	BRI1152	ND	A01	
Toluene	ND	ug/L	0.50		EPA-8260	09/17/08	09/18/08 00:59	mwb	MS-V13	1	BRI1152	ND		
Total Xylenes	2.9	ug/L	1.0		EPA-8260	09/17/08	09/18/08 00:59	mwb	MS-V13	1	BRI1152	ND		
t-Amyl Methyl ether	ND	ug/L	0.50		EPA-8260	09/17/08	09/18/08 00:59	mwb	MS-V13	1	BRI1152	ND		
t-Butyl alcohol	32	ug/L	10		EPA-8260	09/17/08	09/18/08 00:59	mwb	MS-V13	1	BRI1152	ND		
Diisopropyl ether	ND	ug/L	0.50		EPA-8260	09/17/08	09/18/08 00:59	mwb	MS-V13	1	BRI1152	ND		
Ethanol	ND	ug/L	250		EPA-8260	09/17/08	09/18/08 00:59	mwb	MS-V13	1	BRI1152	ND		
Ethyl t-butyl ether	ND	ug/L	0.50		EPA-8260	09/17/08	09/18/08 00:59	mwb	MS-V13	1	BRI1152	ND		
Total Purgeable Petroleum Hydrocarbons	230	ug/L	50		EPA-8260	09/17/08	09/18/08 00:59	mwb	MS-V13	1	BRI1152	ND		
1,2-Dichloroethane-d4 (Surrogate)	94.9	%	76 - 114 (LCL - UCL)		EPA-8260	09/17/08	09/18/08 15:30	mwb	MS-V13	10	BRI1152			
1,2-Dichloroethane-d4 (Surrogate)	96.1	%	76 - 114 (LCL - UCL)		EPA-8260	09/17/08	09/18/08 00:59	mwb	MS-V13	1	BRI1152			
Toluene-d8 (Surrogate)	98.3	%	88 - 110 (LCL - UCL)		EPA-8260	09/17/08	09/18/08 15:30	mwb	MS-V13	10	BRI1152			
Toluene-d8 (Surrogate)	99.8	%	88 - 110 (LCL - UCL)		EPA-8260	09/17/08	09/18/08 00:59	mwb	MS-V13	1	BRI1152			
4-Bromofluorobenzene (Surrogate)	105	%	86 - 115 (LCL - UCL)		EPA-8260	09/17/08	09/18/08 00:59	mwb	MS-V13	1	BRI1152			
4-Bromofluorobenzene (Surrogate)	103	%	86 - 115 (LCL - UCL)		EPA-8260	09/17/08	09/18/08 15:30	mwb	MS-V13	10	BRI1152			

The results in this report apply to the samples analyzed in accordance with the chain of custody document. This analytical report must be reproduced in its entirety.
 All results listed in this report are for the exclusive use of the submitting party. BC Laboratories, Inc. assumes no responsibility for report alteration, separation, detachment or third party interpretation.
 4100 Atlas Court Bakersfield, CA 93308 (661) 327-4911 FAX (661) 327-1918 www.bclabs.com
 Certifications: California - ELAP Certification Number 1186; Nevada Administrative Code - NAC-445A



TRC
21 Technology Drive
Irvine, CA 92618

Project: 4625
Project Number: [none]
Project Manager: Anju Farfan

Reported: 10/01/2008 14:26


Volatile Organic Analysis (EPA Method 8260)

Quality Control Report - Precision & Accuracy

Constituent	Batch ID	QC Sample Type	Source Sample ID	Source Result	Result	Spike Added	Units	RPD	Percent Recovery	Control Limits	
										RPD	Percent Recovery
Benzene	BRI1152	Matrix Spike	0812266-06	2.0600	27.920	25.000	ug/L		103		70 - 130
		Matrix Spike Duplicate	0812266-06	2.0600	28.830	25.000	ug/L	3.8	107	20	70 - 130
Bromodichloromethane	BRI1152	Matrix Spike	0812266-06	0	23.520	25.000	ug/L		94.1		70 - 130
		Matrix Spike Duplicate	0812266-06	0	23.780	25.000	ug/L	1.1	95.1	20	70 - 130
Chlorobenzene	BRI1152	Matrix Spike	0812266-06	0	23.890	25.000	ug/L		95.6		70 - 130
		Matrix Spike Duplicate	0812266-06	0	24.460	25.000	ug/L	2.3	97.8	20	70 - 130
Chloroethane	BRI1152	Matrix Spike	0812266-06	0	22.840	25.000	ug/L		91.4		70 - 130
		Matrix Spike Duplicate	0812266-06	0	23.960	25.000	ug/L	4.7	95.8	20	70 - 130
1,4-Dichlorobenzene	BRI1152	Matrix Spike	0812266-06	0	22.840	25.000	ug/L		91.4		70 - 130
		Matrix Spike Duplicate	0812266-06	0	22.740	25.000	ug/L	0.4	91.0	20	70 - 130
1,1-Dichloroethane	BRI1152	Matrix Spike	0812266-06	0	25.250	25.000	ug/L		101		70 - 130
		Matrix Spike Duplicate	0812266-06	0	25.460	25.000	ug/L	1.0	102	20	70 - 130
1,1-Dichloroethene	BRI1152	Matrix Spike	0812266-06	0	21.140	25.000	ug/L		84.6		70 - 130
		Matrix Spike Duplicate	0812266-06	0	22.260	25.000	ug/L	5.1	89.0	20	70 - 130
Toluene	BRI1152	Matrix Spike	0812266-06	0.27000	23.550	25.000	ug/L		93.1		70 - 130
		Matrix Spike Duplicate	0812266-06	0.27000	24.350	25.000	ug/L	3.4	96.3	20	70 - 130
Trichloroethene	BRI1152	Matrix Spike	0812266-06	0	24.210	25.000	ug/L		96.8		70 - 130
		Matrix Spike Duplicate	0812266-06	0	24.460	25.000	ug/L	1.0	97.8	20	70 - 130
1,2-Dichloroethane-d4 (Surrogate)	BRI1152	Matrix Spike	0812266-06	ND	9.9300	10.000	ug/L		99.3		76 - 114
		Matrix Spike Duplicate	0812266-06	ND	9.7800	10.000	ug/L		97.8		76 - 114
Toluene-d8 (Surrogate)	BRI1152	Matrix Spike	0812266-06	ND	9.8800	10.000	ug/L		98.8		88 - 110
		Matrix Spike Duplicate	0812266-06	ND	9.7600	10.000	ug/L		97.6		88 - 110
4-Bromofluorobenzene (Surrogate)	BRI1152	Matrix Spike	0812266-06	ND	8.8400	10.000	ug/L		88.4		86 - 115
		Matrix Spike Duplicate	0812266-06	ND	8.6000	10.000	ug/L		86.0		86 - 115

The results in this report apply to the samples analyzed in accordance with the chain of custody document. This analytical report must be reproduced in its entirety. All results listed in this report are for the exclusive use of the submitting party. BC Laboratories, Inc. assumes no responsibility for report alteration, separation, detachment or third party interpretation.

4100 Atlas Court Bakersfield, CA 93308 (661) 327-4911 FAX (661) 327-1918 www.bclabs.com
Certifications: California - ELAP Certification Number 1186; Nevada Administrative Code - NAC-445A



TRC 21 Technology Drive Irvine, CA 92618	Project: 4625 Project Number: [none] Project Manager: Anju Farfan	Reported: 10/01/2008 14:26
--	---	----------------------------

Base Neutral and Acid Extractables Organic Analysis (EPA Method 8270C)

Quality Control Report - Precision & Accuracy

Constituent	Batch ID	QC Sample Type	Source Sample ID	Source Result	Source Result	Spike Added	Units	RPD	Control Limits		
									Percent Recovery	RPD	Percent Recovery Lab Quals
Acenaphthene	BRI1663	Matrix Spike	0809520-90	0	54.420	50.000	ug/L		109		0 - 201
		Matrix Spike Duplicate	0809520-90	0	51.532	50.000	ug/L	5.7	103	26	0 - 201
1,4-Dichlorobenzene	BRI1663	Matrix Spike	0809520-90	0	38.411	50.000	ug/L		76.8		52 - 115
		Matrix Spike Duplicate	0809520-90	0	38.098	50.000	ug/L	0.8	76.2	26	52 - 115
2,4-Dinitrotoluene	BRI1663	Matrix Spike	0809520-90	0	47.848	50.000	ug/L		95.7		49 - 138
		Matrix Spike Duplicate	0809520-90	0	48.298	50.000	ug/L	0.9	96.6	22	49 - 138
Hexachlorobenzene	BRI1663	Matrix Spike	0809520-90	0	47.014	50.000	ug/L		94.0		47 - 138
		Matrix Spike Duplicate	0809520-90	0	46.933	50.000	ug/L	0.1	93.9	30	47 - 138
Hexachlorobutadiene	BRI1663	Matrix Spike	0809520-90	0	29.937	50.000	ug/L		59.9		29 - 119
		Matrix Spike Duplicate	0809520-90	0	32.162	50.000	ug/L	7.1	64.3	30	29 - 119
Hexachloroethane	BRI1663	Matrix Spike	0809520-90	0	33.604	50.000	ug/L		67.2		39 - 115
		Matrix Spike Duplicate	0809520-90	0	33.994	50.000	ug/L	1.2	68.0	29	39 - 115
Nitrobenzene	BRI1663	Matrix Spike	0809520-90	0	44.493	50.000	ug/L		89.0		56 - 114
		Matrix Spike Duplicate	0809520-90	0	43.279	50.000	ug/L	2.7	86.6	26	56 - 114
N-Nitrosodi-N-propylamine	BRI1663	Matrix Spike	0809520-90	0	39.758	50.000	ug/L		79.5		45 - 108
		Matrix Spike Duplicate	0809520-90	0	39.155	50.000	ug/L	1.5	78.3	26	45 - 108
Pyrene	BRI1663	Matrix Spike	0809520-90	0	49.022	50.000	ug/L		98.0		68 - 137
		Matrix Spike Duplicate	0809520-90	0	51.412	50.000	ug/L	5.0	103	28	68 - 137
1,2,4-Trichlorobenzene	BRI1663	Matrix Spike	0809520-90	0	37.694	50.000	ug/L		75.4		46 - 120
		Matrix Spike Duplicate	0809520-90	0	39.131	50.000	ug/L	3.8	78.3	22	46 - 120
4-Chloro-3-methylphenol	BRI1663	Matrix Spike	0809520-90	0	51.816	50.000	ug/L		104		4 - 180
		Matrix Spike Duplicate	0809520-90	0	53.113	50.000	ug/L	1.9	106	25	4 - 180
2-Chlorophenol	BRI1663	Matrix Spike	0809520-90	0	42.926	50.000	ug/L		85.9		52 - 122
		Matrix Spike Duplicate	0809520-90	0	41.691	50.000	ug/L	3.0	83.4	25	52 - 122
2-Methylphenol	BRI1663	Matrix Spike	0809520-90	0	42.784	50.000	ug/L		85.6		49 - 110
		Matrix Spike Duplicate	0809520-90	0	42.188	50.000	ug/L	1.4	84.4	30	49 - 110

The results in this report apply to the samples analyzed in accordance with the chain of custody document. This analytical report must be reproduced in its entirety.

All results listed in this report are for the exclusive use of the submitting party. BC Laboratories, Inc. assumes no responsibility for report alteration, separation, detachment or third party interpretation.
 4100 Atlas Court Bakersfield, CA 93308 (661) 327-4911 FAX (661) 327-1918 www.bclabs.com
 Certifications: California - ELAP Certification Number 1186; Nevada Administrative Code - NAC-445A



TRC
21 Technology Drive
Irvine, CA 92618

Project: 4625
Project Number: [none]
Project Manager: Anju Farfan

Reported: 10/01/2008 14:26

Base Neutral and Acid Extractables Organic Analysis (EPA Method 8270C)

Quality Control Report - Precision & Accuracy

Constituent	Batch ID	QC Sample Type	Source Sample ID	Source Result	Result	Spike Added	Units	RPD	Percent Recovery	Control Limits	
										RPD	Percent Recovery Lab Quals
3- & 4-Methylphenol	BRI1663	Matrix Spike	0809520-90	0	68.727	50.000	ug/L		137		0 - 256
		Matrix Spike Duplicate	0809520-90	0	63.995	50.000	ug/L	6.8	128	30	0 - 256
4-Nitrophenol	BRI1663	Matrix Spike	0809520-90	0	22.614	50.000	ug/L		45.2		0 - 116
		Matrix Spike Duplicate	0809520-90	0	22.896	50.000	ug/L	1.3	45.8	30	0 - 116
Pentachlorophenol	BRI1663	Matrix Spike	0809520-90	0	50.763	50.000	ug/L		102		19 - 169
		Matrix Spike Duplicate	0809520-90	0	50.367	50.000	ug/L	1.0	101	30	19 - 169
Phenol	BRI1663	Matrix Spike	0809520-90	0	20.580	50.000	ug/L		41.2		7 - 77
		Matrix Spike Duplicate	0809520-90	0	19.310	50.000	ug/L	6.5	38.6	29	7 - 77
2,4,6-Trichlorophenol	BRI1663	Matrix Spike	0809520-90	0	52.559	50.000	ug/L		105		57 - 130
		Matrix Spike Duplicate	0809520-90	0	51.532	50.000	ug/L	1.9	103	25	57 - 130
2-Fluorophenol (Surrogate)	BRI1663	Matrix Spike	0809520-90	ND	56.210	80.000	ug/L		70.3		28 - 93
		Matrix Spike Duplicate	0809520-90	ND	52.910	80.000	ug/L		66.1		28 - 93
Phenol-d5 (Surrogate)	BRI1663	Matrix Spike	0809520-90	ND	35.550	80.000	ug/L		44.4		0 - 82
		Matrix Spike Duplicate	0809520-90	ND	33.720	80.000	ug/L		42.2		0 - 82
Nitrobenzene-d5 (Surrogate)	BRI1663	Matrix Spike	0809520-90	ND	75.380	80.000	ug/L		94.2		53 - 116
		Matrix Spike Duplicate	0809520-90	ND	72.040	80.000	ug/L		90.0		53 - 116
2-Fluorobiphenyl (Surrogate)	BRI1663	Matrix Spike	0809520-90	ND	75.700	80.000	ug/L		94.6		23 - 157
		Matrix Spike Duplicate	0809520-90	ND	75.470	80.000	ug/L		94.3		23 - 157
2,4,6-Tribromophenol (Surrogate)	BRI1663	Matrix Spike	0809520-90	ND	82.300	80.000	ug/L		103		38 - 142
		Matrix Spike Duplicate	0809520-90	ND	89.620	80.000	ug/L		112		38 - 142
p-Terphenyl-d14 (Surrogate)	BRI1663	Matrix Spike	0809520-90	ND	37.990	40.000	ug/L		95.0		48 - 148
		Matrix Spike Duplicate	0809520-90	ND	41.960	40.000	ug/L		105		48 - 148

The results in this report apply to the samples analyzed in accordance with the chain of custody document. This analytical report must be reproduced in its entirety. All results listed in this report are for the exclusive use of the submitting party. BC Laboratories, Inc. assumes no responsibility for report alteration, separation, detachment or third party interpretation.

4100 Atlas Court Bakersfield, CA 93308 (661) 327-4911 FAX (661) 327-1918 www.bclabs.com
Certifications: California - ELAP Certification Number 1186; Nevada Administrative Code - NAC-445A



TRC
21 Technology Drive
Irvine, CA 92618

Project: 4625
Project Number: [none]
Project Manager: Anju Farfan

Reported: 10/01/2008 14:26

Total Petroleum Hydrocarbons Quality Control Report - Precision & Accuracy

Constituent	Batch ID	QC Sample Type	Source Sample ID	Source Result	Result	Spike Added	Units	RPD	Control Limits			
									Percent Recovery	RPD	Percent Recovery	Lab Quals
Diesel Range Organics (C12 - C24)	BRI1664	Matrix Spike	0809520-94	13.595	407.86	500.00	ug/L		78.9		36 - 130	
		Matrix Spike Duplicate	0809520-94	13.595	476.33	500.00	ug/L	15.9	92.5	30	36 - 130	
Tetracosane (Surrogate)	BRI1664	Matrix Spike	0809520-94	ND	19.374	20.000	ug/L		96.9		28 - 139	
		Matrix Spike Duplicate	0809520-94	ND	19.849	20.000	ug/L		99.2		28 - 139	



TRC
21 Technology Drive
Irvine, CA 92618

Project: 4625
Project Number: [none]
Project Manager: Anju Farfan

Reported: 10/01/2008 14:26

EPA Method 1664

Quality Control Report - Precision & Accuracy

Constituent	Batch ID	QC Sample Type	Source Sample ID	Source Result	Result	Spike Added	Units	RPD	Percent Recovery	Control Limits		Lab Quals
										RPD	Percent Recovery	
Oil and Grease	BR11419	Duplicate	0812335-02	1.8500	ND		mg/L			18		Q01
		Matrix Spike	0812335-02	1.8500	33.700	38.300	mg/L		83.2		78 - 114	
		Matrix Spike Duplicate	0812335-02	1.8500	36.000	38.300	mg/L	7.0	89.2	18	78 - 114	

The results in this report apply to the samples analyzed in accordance with the chain of custody document. This analytical report must be reproduced in its entirety.
All results listed in this report are for the exclusive use of the submitting party. BC Laboratories, Inc. assumes no responsibility for report alteration, separation, detachment or third party interpretation.

4100 Atlas Court Bakersfield, CA 93308 (661) 327-4911 FAX (661) 327-1918 www.bclabs.com
Certifications: California - ELAP Certification Number 1186; Nevada Administrative Code - NAC-445A



TRC
21 Technology Drive
Irvine, CA 92618


Project: 4625
Project Number: [none]
Project Manager: Anju Farfan

Reported: 10/01/2008 14:26

Water Analysis (Metals)

Quality Control Report - Precision & Accuracy

Constituent	Batch ID	QC Sample Type	Source Sample ID	Source Result	Result	Spike Added	Units	RPD	Percent Recovery	Control Limits		Lab Quals
										RPD	Percent Recovery	
Total Chromium	BRI1243	Duplicate	0812265-01	19.964	28.782		ug/L	36.2		20		A02
		Matrix Spike	0812265-01	19.964	292.21	200.00	ug/L		136		75 - 125	Q03
		Matrix Spike Duplicate	0812265-01	19.964	299.51	200.00	ug/L	2.9	140	20	75 - 125	Q03



TRC
21 Technology Drive
Irvine, CA 92618

Project: 4625
Project Number: [none]
Project Manager: Anju Farfan

Reported: 10/01/2008 14:26

Volatile Organic Analysis (EPA Method 8260)

Quality Control Report - Laboratory Control Sample

Constituent	Batch ID	QC Sample ID	QC Type	Result	Spike Level	PQL	Units	Percent Recovery	RPD	Control Limits		Lab Quats
										Percent Recovery	RPD	
Benzene	BRI1152	BRI1152-BS1	LCS	27.590	25.000	0.50	ug/L	110		70 - 130		
Bromodichloromethane	BRI1152	BRI1152-BS1	LCS	24.520	25.000	0.50	ug/L	98.1		70 - 130		
Chlorobenzene	BRI1152	BRI1152-BS1	LCS	25.210	25.000	0.50	ug/L	101		70 - 130		
Chloroethane	BRI1152	BRI1152-BS1	LCS	26.560	25.000	0.50	ug/L	106		70 - 130		
1,4-Dichlorobenzene	BRI1152	BRI1152-BS1	LCS	23.360	25.000	0.50	ug/L	93.4		70 - 130		
1,1-Dichloroethane	BRI1152	BRI1152-BS1	LCS	25.560	25.000	0.50	ug/L	102		70 - 130		
1,1-Dichloroethene	BRI1152	BRI1152-BS1	LCS	25.590	25.000	0.50	ug/L	102		70 - 130		
Toluene	BRI1152	BRI1152-BS1	LCS	25.270	25.000	0.50	ug/L	101		70 - 130		
Trichloroethene	BRI1152	BRI1152-BS1	LCS	24.900	25.000	0.50	ug/L	99.6		70 - 130		
1,2-Dichloroethane-d4 (Surrogate)	BRI1152	BRI1152-BS1	LCS	9.4200	10.000		ug/L	94.2		76 - 114		
Toluene-d8 (Surrogate)	BRI1152	BRI1152-BS1	LCS	10.110	10.000		ug/L	101		88 - 110		
4-Bromofluorobenzene (Surrogate)	BRI1152	BRI1152-BS1	LCS	9.3400	10.000		ug/L	93.4		86 - 115		

The results in this report apply to the samples analyzed in accordance with the chain of custody document. This analytical report must be reproduced in its entirety. All results listed in this report are for the exclusive use of the submitting party. BC Laboratories, Inc. assumes no responsibility for report alteration, separation, detachment or third party interpretation.

4100 Atlas Court Bakersfield, CA 93308 (661) 327-4911 FAX (661) 327-1918 www.bclabs.com
Certifications: California - ELAP Certification Number 1186; Nevada Administrative Code - NAC-445A



TRC
21 Technology Drive
Irvine, CA 92618

Project: 4625
Project Number: [none]
Project Manager: Anju Farfan

Reported: 10/01/2008 14:26

Base Neutral and Acid Extractables Organic Analysis (EPA Method 8270C)

Quality Control Report - Laboratory Control Sample

Constituent	Batch ID	QC Sample ID	QC Type	Result	Spike Level	PQL	Units	Percent Recovery	RPD	Control Limits		Lab Quals
										Percent Recovery	RPD	
Acenaphthene	BRI1663	BRI1663-BS1	LCS	57.703	50.000	2.0	ug/L	115		62 - 134		
1,4-Dichlorobenzene	BRI1663	BRI1663-BS1	LCS	40.666	50.000	2.0	ug/L	81.3		49 - 116		
2,4-Dinitrotoluene	BRI1663	BRI1663-BS1	LCS	49.509	50.000	2.0	ug/L	99.0		45 - 141		
Hexachlorobenzene	BRI1663	BRI1663-BS1	LCS	53.427	50.000	2.0	ug/L	107		46 - 135		
Hexachlorobutadiene	BRI1663	BRI1663-BS1	LCS	35.232	50.000	2.0	ug/L	70.5		30 - 116		
Hexachloroethane	BRI1663	BRI1663-BS1	LCS	35.127	50.000	2.0	ug/L	70.3		36 - 115		
Nitrobenzene	BRI1663	BRI1663-BS1	LCS	44.476	50.000	2.0	ug/L	89.0		51 - 118		
N-Nitrosodi-N-propylamine	BRI1663	BRI1663-BS1	LCS	40.379	50.000	2.0	ug/L	80.8		36 - 114		
Pyrene	BRI1663	BRI1663-BS1	LCS	50.746	50.000	2.0	ug/L	101		4 - 195		
1,2,4-Trichlorobenzene	BRI1663	BRI1663-BS1	LCS	40.982	50.000	2.0	ug/L	82.0		46 - 118		
4-Chloro-3-methylphenol	BRI1663	BRI1663-BS1	LCS	55.082	50.000	5.0	ug/L	110		3 - 180		
2-Chlorophenol	BRI1663	BRI1663-BS1	LCS	41.899	50.000	2.0	ug/L	83.8		43 - 128		
2-Methylphenol	BRI1663	BRI1663-BS1	LCS	41.204	50.000	2.0	ug/L	82.4		19 - 126		
3- & 4-Methylphenol	BRI1663	BRI1663-BS1	LCS	65.506	50.000	2.0	ug/L	131		17 - 216		
4-Nitrophenol	BRI1663	BRI1663-BS1	LCS	23.251	50.000	2.0	ug/L	46.5		0 - 113		
Pentachlorophenol	BRI1663	BRI1663-BS1	LCS	51.455	50.000	10	ug/L	103		14 - 167		
Phenol	BRI1663	BRI1663-BS1	LCS	19.888	50.000	2.0	ug/L	39.8		0 - 89		
2,4,6-Trichlorophenol	BRI1663	BRI1663-BS1	LCS	50.969	50.000	5.0	ug/L	102		50 - 137		
2-Fluorophenol (Surrogate)	BRI1663	BRI1663-BS1	LCS	54.050	80.000		ug/L	67.6		28 - 93		
Phenol-d5 (Surrogate)	BRI1663	BRI1663-BS1	LCS	34.970	80.000		ug/L	43.7		0 - 82		
Nitrobenzene-d5 (Surrogate)	BRI1663	BRI1663-BS1	LCS	76.080	80.000		ug/L	95.1		53 - 116		
2-Fluorobiphenyl (Surrogate)	BRI1663	BRI1663-BS1	LCS	79.510	80.000		ug/L	99.4		23 - 157		
2,4,6-Tribromophenol (Surrogate)	BRI1663	BRI1663-BS1	LCS	93.090	80.000		ug/L	116		38 - 142		

The results in this report apply to the samples analyzed in accordance with the chain of custody document. This analytical report must be reproduced in its entirety.
All results listed in this report are for the exclusive use of the submitting party. BC Laboratories, Inc. assumes no responsibility for report alteration, separation, detachment or third party interpretation.
4100 Atlas Court Bakersfield, CA 93308 (661) 327-4911 FAX (661) 327-1918 www.bclabs.com
Certifications: California - ELAP Certification Number 1186; Nevada Administrative Code - NAC-445A



TRC
21 Technology Drive
Irvine, CA 92618

Project: 4625
Project Number: [none]
Project Manager: Anju Farfan

Reported: 10/01/2008 14:26

Base Neutral and Acid Extractables Organic Analysis (EPA Method 8270C)

Quality Control Report - Laboratory Control Sample

Constituent	Batch ID	QC Sample ID	QC Type	Result	Spike Level	PQL	Units	Percent Recovery	RPD	Control Limits		Lab Quals
										Percent Recovery	RPD	
p-Terphenyl-d14 (Surrogate)	BRI1663	BRI1663-BS1	LCS	43.280	40.000		ug/L	108		48 - 148		

The results in this report apply to the samples analyzed in accordance with the chain of custody document. This analytical report must be reproduced in its entirety.
All results listed in this report are for the exclusive use of the submitting party. BC Laboratories, Inc. assumes no responsibility for report alteration, separation, detachment or third party interpretation.

4100 Atlas Court Bakersfield, CA 93308 (661) 327-4911 FAX (661) 327-1918 www.bclabs.com
Certifications: California - ELAP Certification Number 1186; Nevada Administrative Code - NAC-445A

TRC
 21 Technology Drive
 Irvine, CA 92618

Project: 4625
 Project Number: [none]
 Project Manager: Anju Farfan

Reported: 10/01/2008 14:26

Total Petroleum Hydrocarbons

Quality Control Report - Laboratory Control Sample

Constituent	Batch ID	QC Sample ID	QC Type	Result	Spike Level	PQL	Units	Percent Recovery	RPD	Control Limits		Lab Quals
										Percent Recovery	RPD	
Diesel Range Organics (C12 - C24)	BRI1664	BRI1664-BS1	LCS	449.24	500.00	50	ug/L	89.8		48 - 125		
Tetracosane (Surrogate)	BRI1664	BRI1664-BS1	LCS	18.078	20.000		ug/L	90.4		28 - 139		



TRC
21 Technology Drive
Irvine, CA 92618

Project: 4625
Project Number: [none]
Project Manager: Anju Farfan

Reported: 10/01/2008 14:26

EPA Method 1664

Quality Control Report - Laboratory Control Sample

Constituent	Batch ID	QC Sample ID	QC Type	Result	Spike Level	PQL	Units	Percent Recovery	RPD	Control Limits		Lab Quals
										Percent Recovery	RPD	
Oil and Grease	BRI1419	BRI1419-BS1	LCS	36.950	38.300	5.0	mg/L	96.5		78 - 114		

The results in this report apply to the samples analyzed in accordance with the chain of custody document. This analytical report must be reproduced in its entirety.
All results listed in this report are for the exclusive use of the submitting party. BC Laboratories, Inc. assumes no responsibility for report alteration, separation, detachment or third party interpretation.

4100 Atlas Court Bakersfield, CA 93308 (661) 327-4911 FAX (661) 327-1918 www.bclabs.com
Certifications: California - ELAP Certification Number 1186; Nevada Administrative Code - NAC-445A



TRC
21 Technology Drive
Irvine, CA 92618

Project: 4625
Project Number: [none]
Project Manager: Anju Farfan

Reported: 10/01/2008 14:26

Water Analysis (Metals)

Quality Control Report - Laboratory Control Sample

Constituent	Batch ID	QC Sample ID	QC Type	Result	Spike Level	PQL	Units	Percent Recovery	RPD	Control Limits		Lab Quals
										Percent Recovery	RPD	
Total Chromium	BRI1243	BRI1243-BS1	LCS	185.71	200.00	10	ug/L	92.9		85 - 115		



TRC
21 Technology Drive
Irvine, CA 92618

Project: 4625
Project Number: [none]
Project Manager: Anju Farfan

Reported: 10/01/2008 14:26

Volatile Organic Analysis (EPA Method 8260)

Quality Control Report - Method Blank Analysis


Constituent	Batch ID	QC Sample ID	MB Result	Units	PQL	MDL	Lab Quals
Benzene	BRI1152	BRI1152-BLK1	ND	ug/L	0.50		
Bromobenzene	BRI1152	BRI1152-BLK1	ND	ug/L	0.50		
Bromochloromethane	BRI1152	BRI1152-BLK1	ND	ug/L	0.50		
Bromodichloromethane	BRI1152	BRI1152-BLK1	ND	ug/L	0.50		
Bromoform	BRI1152	BRI1152-BLK1	ND	ug/L	0.50		
Bromomethane	BRI1152	BRI1152-BLK1	ND	ug/L	1.0		
n-Butylbenzene	BRI1152	BRI1152-BLK1	ND	ug/L	0.50		
sec-Butylbenzene	BRI1152	BRI1152-BLK1	ND	ug/L	0.50		
tert-Butylbenzene	BRI1152	BRI1152-BLK1	ND	ug/L	0.50		
Carbon tetrachloride	BRI1152	BRI1152-BLK1	ND	ug/L	0.50		
Chlorobenzene	BRI1152	BRI1152-BLK1	ND	ug/L	0.50		
Chloroethane	BRI1152	BRI1152-BLK1	ND	ug/L	0.50		
Chloroform	BRI1152	BRI1152-BLK1	ND	ug/L	0.50		
Chloromethane	BRI1152	BRI1152-BLK1	ND	ug/L	0.50		
2-Chlorotoluene	BRI1152	BRI1152-BLK1	ND	ug/L	0.50		
4-Chlorotoluene	BRI1152	BRI1152-BLK1	ND	ug/L	0.50		
Dibromochloromethane	BRI1152	BRI1152-BLK1	ND	ug/L	0.50		
1,2-Dibromo-3-chloropropane	BRI1152	BRI1152-BLK1	ND	ug/L	1.0		
1,2-Dibromoethane	BRI1152	BRI1152-BLK1	ND	ug/L	0.50		
Dibromomethane	BRI1152	BRI1152-BLK1	ND	ug/L	0.50		
1,2-Dichlorobenzene	BRI1152	BRI1152-BLK1	ND	ug/L	0.50		
1,3-Dichlorobenzene	BRI1152	BRI1152-BLK1	ND	ug/L	0.50		
1,4-Dichlorobenzene	BRI1152	BRI1152-BLK1	ND	ug/L	0.50		
Dichlorodifluoromethane	BRI1152	BRI1152-BLK1	ND	ug/L	0.50		

The results in this report apply to the samples analyzed in accordance with the chain of custody document. This analytical report must be reproduced in its entirety.

All results listed in this report are for the exclusive use of the submitting party. BC Laboratories, Inc. assumes no responsibility for report alteration, separation, detachment or third party interpretation.

4100 Atlas Court Bakersfield, CA 93308 (661) 327-4911 FAX (661) 327-1918 www.bclabs.com

Certifications: California - ELAP Certification Number 1186; Nevada Administrative Code - NAC-445A



TRC 21 Technology Drive Irvine, CA 92618	Project: 4625 Project Number: [none] Project Manager: Anju Farfan	Reported: 10/01/2008 14:26
--	---	----------------------------

Volatile Organic Analysis (EPA Method 8260)

Quality Control Report - Method Blank Analysis

Constituent	Batch ID	QC Sample ID	MB Result	Units	PQL	MDL	Lab Quals
1,1-Dichloroethane	BRI1152	BRI1152-BLK1	ND	ug/L	0.50		
1,2-Dichloroethane	BRI1152	BRI1152-BLK1	ND	ug/L	0.50		
1,1-Dichloroethene	BRI1152	BRI1152-BLK1	ND	ug/L	0.50		
cis-1,2-Dichloroethene	BRI1152	BRI1152-BLK1	ND	ug/L	0.50		
trans-1,2-Dichloroethene	BRI1152	BRI1152-BLK1	ND	ug/L	0.50		
Total 1,2-Dichloroethene	BRI1152	BRI1152-BLK1	ND	ug/L	1.0		
1,2-Dichloropropane	BRI1152	BRI1152-BLK1	ND	ug/L	0.50		
1,3-Dichloropropane	BRI1152	BRI1152-BLK1	ND	ug/L	0.50		
2,2-Dichloropropane	BRI1152	BRI1152-BLK1	ND	ug/L	0.50		
1,1-Dichloropropene	BRI1152	BRI1152-BLK1	ND	ug/L	0.50		
cis-1,3-Dichloropropene	BRI1152	BRI1152-BLK1	ND	ug/L	0.50		
trans-1,3-Dichloropropene	BRI1152	BRI1152-BLK1	ND	ug/L	0.50		
Total 1,3-Dichloropropene	BRI1152	BRI1152-BLK1	ND	ug/L	1.0		
Ethylbenzene	BRI1152	BRI1152-BLK1	ND	ug/L	0.50		
Hexachlorobutadiene	BRI1152	BRI1152-BLK1	ND	ug/L	0.50		
Isopropylbenzene	BRI1152	BRI1152-BLK1	ND	ug/L	0.50		
p-Isopropyltoluene	BRI1152	BRI1152-BLK1	ND	ug/L	0.50		
Methylene chloride	BRI1152	BRI1152-BLK1	ND	ug/L	1.0		
Methyl t-butyl ether	BRI1152	BRI1152-BLK1	ND	ug/L	0.50		
Naphthalene	BRI1152	BRI1152-BLK1	ND	ug/L	0.50		
n-Propylbenzene	BRI1152	BRI1152-BLK1	ND	ug/L	0.50		
Styrene	BRI1152	BRI1152-BLK1	ND	ug/L	0.50		
1,1,1,2-Tetrachloroethane	BRI1152	BRI1152-BLK1	ND	ug/L	0.50		
1,1,2,2-Tetrachloroethane	BRI1152	BRI1152-BLK1	ND	ug/L	0.50		

The results in this report apply to the samples analyzed in accordance with the chain of custody document. This analytical report must be reproduced in its entirety.
 All results listed in this report are for the exclusive use of the submitting party. BC Laboratories, Inc. assumes no responsibility for report alteration, separation, detachment or third party interpretation.
 4100 Atlas Court Bakersfield, CA 93308 (661) 327-4911 FAX (661) 327-1918 www.bclabs.com
 Certifications: California - ELAP Certification Number 1186; Nevada Administrative Code - NAC-445A



TRC
21 Technology Drive
Irvine, CA 92618

Project: 4625
Project Number: [none]
Project Manager: Anju Farfan

Reported: 10/01/2008 14:26


Volatile Organic Analysis (EPA Method 8260)

Quality Control Report - Method Blank Analysis

Constituent	Batch ID	QC Sample ID	MB Result	Units	PQL	MDL	Lab Quals
Tetrachloroethene	BRI1152	BRI1152-BLK1	ND	ug/L	0.50		
Toluene	BRI1152	BRI1152-BLK1	ND	ug/L	0.50		
1,2,3-Trichlorobenzene	BRI1152	BRI1152-BLK1	ND	ug/L	0.50		
1,2,4-Trichlorobenzene	BRI1152	BRI1152-BLK1	ND	ug/L	0.50		
1,1,1-Trichloroethane	BRI1152	BRI1152-BLK1	ND	ug/L	0.50		
1,1,2-Trichloroethane	BRI1152	BRI1152-BLK1	ND	ug/L	0.50		
Trichloroethene	BRI1152	BRI1152-BLK1	ND	ug/L	0.50		
Trichlorofluoromethane	BRI1152	BRI1152-BLK1	ND	ug/L	0.50		
1,2,3-Trichloropropane	BRI1152	BRI1152-BLK1	ND	ug/L	1.0		
1,1,2-Trichloro-1,2,2-trifluoroethane	BRI1152	BRI1152-BLK1	ND	ug/L	0.50		
1,2,4-Trimethylbenzene	BRI1152	BRI1152-BLK1	ND	ug/L	0.50		
1,3,5-Trimethylbenzene	BRI1152	BRI1152-BLK1	ND	ug/L	0.50		
Vinyl chloride	BRI1152	BRI1152-BLK1	ND	ug/L	0.50		
Total Xylenes	BRI1152	BRI1152-BLK1	ND	ug/L	1.0		
t-Amyl Methyl ether	BRI1152	BRI1152-BLK1	ND	ug/L	0.50		
t-Butyl alcohol	BRI1152	BRI1152-BLK1	ND	ug/L	10		
Diisopropyl ether	BRI1152	BRI1152-BLK1	ND	ug/L	0.50		
Ethanol	BRI1152	BRI1152-BLK1	ND	ug/L	250		
Ethyl t-butyl ether	BRI1152	BRI1152-BLK1	ND	ug/L	0.50		
Total Purgeable Petroleum Hydrocarbons	BRI1152	BRI1152-BLK1	ND	ug/L	50		
1,2-Dichloroethane-d4 (Surrogate)	BRI1152	BRI1152-BLK1	95.1	%	76 - 114 (LCL - UCL)		
Toluene-d8 (Surrogate)	BRI1152	BRI1152-BLK1	96.6	%	88 - 110 (LCL - UCL)		
4-Bromofluorobenzene (Surrogate)	BRI1152	BRI1152-BLK1	103	%	86 - 115 (LCL - UCL)		

The results in this report apply to the samples analyzed in accordance with the chain of custody document. This analytical report must be reproduced in its entirety. All results listed in this report are for the exclusive use of the submitting party. BC Laboratories, Inc. assumes no responsibility for report alteration, separation, detachment or third party interpretation.

4100 Atlas Court Bakersfield, CA 93308 (661) 327-4911 FAX (661) 327-1918 www.bclabs.com
Certifications: California - ELAP Certification Number 1186; Nevada Administrative Code - NAC-445A



TRC 21 Technology Drive Irvine, CA 92618	Project: 4625 Project Number: [none] Project Manager: Anju Farfan	Reported: 10/01/2008 14:26
--	---	----------------------------


Base Neutral and Acid Extractables Organic Analysis (EPA Method 8270C)

Quality Control Report - Method Blank Analysis

Constituent	Batch ID	QC Sample ID	MB Result	Units	PQL	MDL	Lab Quals
Acenaphthene	BRI1663	BRI1663-BLK1	ND	ug/L	2.0		
Acenaphthylene	BRI1663	BRI1663-BLK1	ND	ug/L	2.0		
Anthracene	BRI1663	BRI1663-BLK1	ND	ug/L	2.0		
Benzo[a]anthracene	BRI1663	BRI1663-BLK1	ND	ug/L	2.0		
Benzo[b]fluoranthene	BRI1663	BRI1663-BLK1	ND	ug/L	2.0		
Benzo[k]fluoranthene	BRI1663	BRI1663-BLK1	ND	ug/L	2.0		
Benzo[a]pyrene	BRI1663	BRI1663-BLK1	ND	ug/L	2.0		
Benzo[g,h,i]perylene	BRI1663	BRI1663-BLK1	ND	ug/L	2.0		
Benzoic acid	BRI1663	BRI1663-BLK1	ND	ug/L	10		
Benzyl alcohol	BRI1663	BRI1663-BLK1	ND	ug/L	2.0		
Benzyl butyl phthalate	BRI1663	BRI1663-BLK1	ND	ug/L	2.0		
bis(2-Chloroethoxy)methane	BRI1663	BRI1663-BLK1	ND	ug/L	2.0		
bis(2-Chloroethyl) ether	BRI1663	BRI1663-BLK1	ND	ug/L	2.0		
bis(2-Chloroisopropyl)ether	BRI1663	BRI1663-BLK1	ND	ug/L	2.0		
bis(2-Ethylhexyl)phthalate	BRI1663	BRI1663-BLK1	ND	ug/L	4.0		
4-Bromophenyl phenyl ether	BRI1663	BRI1663-BLK1	ND	ug/L	2.0		
4-Chloroaniline	BRI1663	BRI1663-BLK1	ND	ug/L	2.0		
2-Chloronaphthalene	BRI1663	BRI1663-BLK1	ND	ug/L	2.0		
4-Chlorophenyl phenyl ether	BRI1663	BRI1663-BLK1	ND	ug/L	2.0		
Chrysene	BRI1663	BRI1663-BLK1	ND	ug/L	2.0		
Dibenzo[a,h]anthracene	BRI1663	BRI1663-BLK1	ND	ug/L	3.0		
Dibenzofuran	BRI1663	BRI1663-BLK1	ND	ug/L	2.0		
1,2-Dichlorobenzene	BRI1663	BRI1663-BLK1	ND	ug/L	2.0		
1,3-Dichlorobenzene	BRI1663	BRI1663-BLK1	ND	ug/L	2.0		

The results in this report apply to the samples analyzed in accordance with the chain of custody document. This analytical report must be reproduced in its entirety.

All results listed in this report are for the exclusive use of the submitting party. BC Laboratories, Inc. assumes no responsibility for report alteration, separation, detachment or third party interpretation.
 4100 Atlas Court Bakersfield, CA 93308 (661) 327-4911 FAX (661) 327-1918 www.bclabs.com
 Certifications: California - ELAP Certification Number 1186; Nevada Administrative Code - NAC-445A



TRC
21 Technology Drive
Irvine, CA 92618

Project: 4625
Project Number: [none]
Project Manager: Anju Farfan

Reported: 10/01/2008 14:26

Base Neutral and Acid Extractables Organic Analysis (EPA Method 8270C)

Quality Control Report - Method Blank Analysis

Constituent	Batch ID	QC Sample ID	MB Result	Units	PQL	MDL	Lab Quals
1,4-Dichlorobenzene	BRI1663	BRI1663-BLK1	ND	ug/L	2.0		
3,3-Dichlorobenzidine	BRI1663	BRI1663-BLK1	ND	ug/L	10		
Diethyl phthalate	BRI1663	BRI1663-BLK1	ND	ug/L	2.0		
Dimethyl phthalate	BRI1663	BRI1663-BLK1	ND	ug/L	2.0		
Di-n-butyl phthalate	BRI1663	BRI1663-BLK1	ND	ug/L	2.0		
2,4-Dinitrotoluene	BRI1663	BRI1663-BLK1	ND	ug/L	2.0		
2,6-Dinitrotoluene	BRI1663	BRI1663-BLK1	ND	ug/L	2.0		
Di-n-octyl phthalate	BRI1663	BRI1663-BLK1	ND	ug/L	2.0		
Fluoranthene	BRI1663	BRI1663-BLK1	ND	ug/L	2.0		
Fluorene	BRI1663	BRI1663-BLK1	ND	ug/L	2.0		
Hexachlorobenzene	BRI1663	BRI1663-BLK1	ND	ug/L	2.0		
Hexachlorobutadiene	BRI1663	BRI1663-BLK1	ND	ug/L	2.0		
Hexachlorocyclopentadiene	BRI1663	BRI1663-BLK1	ND	ug/L	2.0		
Hexachloroethane	BRI1663	BRI1663-BLK1	ND	ug/L	2.0		
Indeno[1,2,3-cd]pyrene	BRI1663	BRI1663-BLK1	ND	ug/L	2.0		
Isophorone	BRI1663	BRI1663-BLK1	ND	ug/L	2.0		
2-Methylnaphthalene	BRI1663	BRI1663-BLK1	ND	ug/L	2.0		
Naphthalene	BRI1663	BRI1663-BLK1	ND	ug/L	2.0		
2-Nitroaniline	BRI1663	BRI1663-BLK1	ND	ug/L	2.0		
3-Nitroaniline	BRI1663	BRI1663-BLK1	ND	ug/L	2.0		
4-Nitroaniline	BRI1663	BRI1663-BLK1	ND	ug/L	5.0		
Nitrobenzene	BRI1663	BRI1663-BLK1	ND	ug/L	2.0		
N-Nitrosodi-N-propylamine	BRI1663	BRI1663-BLK1	ND	ug/L	2.0		
N-Nitrosodiphenylamine	BRI1663	BRI1663-BLK1	ND	ug/L	2.0		

The results in this report apply to the samples analyzed in accordance with the chain of custody document. This analytical report must be reproduced in its entirety.
All results listed in this report are for the exclusive use of the submitting party. BC Laboratories, Inc. assumes no responsibility for report alteration, separation, detachment or third party interpretation.

4100 Atlas Court Bakersfield, CA 93308 (661) 327-4911 FAX (661) 327-1918 www.bclabs.com
Certifications: California - ELAP Certification Number 1186; Nevada Administrative Code - NAC-445A



TRC
21 Technology Drive
Irvine, CA 92618

Project: 4625
Project Number: [none]
Project Manager: Anju Farfan

Reported: 10/01/2008 14:26

Base Neutral and Acid Extractables Organic Analysis (EPA Method 8270C)

Quality Control Report - Method Blank Analysis

Constituent	Batch ID	QC Sample ID	MB Result	Units	PQL	MDL	Lab Quais
Phenanthrene	BRI1663	BRI1663-BLK1	ND	ug/L	2.0		
Pyrene	BRI1663	BRI1663-BLK1	ND	ug/L	2.0		
1,2,4-Trichlorobenzene	BRI1663	BRI1663-BLK1	ND	ug/L	2.0		
4-Chloro-3-methylphenol	BRI1663	BRI1663-BLK1	ND	ug/L	5.0		
2-Chlorophenol	BRI1663	BRI1663-BLK1	ND	ug/L	2.0		
2,4-Dichlorophenol	BRI1663	BRI1663-BLK1	ND	ug/L	2.0		
2,4-Dimethylphenol	BRI1663	BRI1663-BLK1	ND	ug/L	2.0		
4,6-Dinitro-2-methylphenol	BRI1663	BRI1663-BLK1	ND	ug/L	10		
2,4-Dinitrophenol	BRI1663	BRI1663-BLK1	ND	ug/L	10		
2-Methylphenol	BRI1663	BRI1663-BLK1	ND	ug/L	2.0		
3- & 4-Methylphenol	BRI1663	BRI1663-BLK1	ND	ug/L	2.0		
2-Nitrophenol	BRI1663	BRI1663-BLK1	ND	ug/L	2.0		
4-Nitrophenol	BRI1663	BRI1663-BLK1	ND	ug/L	2.0		
Pentachlorophenol	BRI1663	BRI1663-BLK1	ND	ug/L	10		
Phenol	BRI1663	BRI1663-BLK1	ND	ug/L	2.0		
2,4,5-Trichlorophenol	BRI1663	BRI1663-BLK1	ND	ug/L	5.0		
2,4,6-Trichlorophenol	BRI1663	BRI1663-BLK1	ND	ug/L	5.0		
2-Fluorophenol (Surrogate)	BRI1663	BRI1663-BLK1	60.2	%	28 - 93	(LCL - UCL)	
Phenol-d5 (Surrogate)	BRI1663	BRI1663-BLK1	39.3	%	0 - 82	(LCL - UCL)	
Nitrobenzene-d5 (Surrogate)	BRI1663	BRI1663-BLK1	91.8	%	53 - 116	(LCL - UCL)	
2-Fluorobiphenyl (Surrogate)	BRI1663	BRI1663-BLK1	86.2	%	23 - 157	(LCL - UCL)	
2,4,6-Tribromophenol (Surrogate)	BRI1663	BRI1663-BLK1	91.1	%	38 - 142	(LCL - UCL)	
p-Terphenyl-d14 (Surrogate)	BRI1663	BRI1663-BLK1	92.9	%	48 - 148	(LCL - UCL)	

The results in this report apply to the samples analyzed in accordance with the chain of custody document. This analytical report must be reproduced in its entirety.
All results listed in this report are for the exclusive use of the submitting party. BC Laboratories, Inc. assumes no responsibility for report alteration, separation, detachment or third party interpretation.

4100 Atlas Court Bakersfield, CA 93308 (661) 327-4911 FAX (661) 327-1918 www.bclabs.com
Certifications: California - ELAP Certification Number 1186; Nevada Administrative Code - NAC-445A



TRC
21 Technology Drive
Irvine, CA 92618

Project: 4625
Project Number: [none]
Project Manager: Anju Farfan

Reported: 10/01/2008 14:26


Total Petroleum Hydrocarbons

Quality Control Report - Method Blank Analysis

Constituent	Batch ID	QC Sample ID	MB Result	Units	PQL	MDL	Lab Quals
Diesel Range Organics (C12 - C24)	BRI1664	BRI1664-BLK1	ND	ug/L	50		
Tetracosane (Surrogate)	BRI1664	BRI1664-BLK1	110	%	28 - 139 (LCL - UCL)		

The results in this report apply to the samples analyzed in accordance with the chain of custody document. This analytical report must be reproduced in its entirety.
All results listed in this report are for the exclusive use of the submitting party. BC Laboratories, Inc. assumes no responsibility for report alteration, separation, detachment or third party interpretation.

4100 Atlas Court Bakersfield, CA 93308 (661) 327-4911 FAX (661) 327-1918 www.bclabs.com
Certifications: California - ELAP Certification Number 1186; Nevada Administrative Code - NAC-445A



TRC
21 Technology Drive
Irvine, CA 92618

Project: 4625
Project Number: [none]
Project Manager: Anju Farfan

Reported: 10/01/2008 14:26

EPA Method 1664

Quality Control Report - Method Blank Analysis

Constituent	Batch ID	QC Sample ID	MB Result	Units	PQL	MDL	Lab Quais
Oil and Grease	BRI1419	BRI1419-BLK1	ND	mg/L	5.0		



BC Laboratories, Inc.

Environmental Testing Laboratory Since 1949

TRC
21 Technology Drive
Irvine, CA 92618

Project: 4625
Project Number: [none]
Project Manager: Anju Farfan

Reported: 10/01/2008 14:26


Water Analysis (Metals)

Quality Control Report - Method Blank Analysis

Constituent	Batch ID	QC Sample ID	MB Result	Units	PQL	MDL	Lab Quals
Total Chromium	BRI1243	BRI1243-BLK1	ND	ug/L	10		

The results in this report apply to the samples analyzed in accordance with the chain of custody document. This analytical report must be reproduced in its entirety.
All results listed in this report are for the exclusive use of the submitting party. BC Laboratories, Inc. assumes no responsibility for report alteration, separation, detachment or third party interpretation.

4100 Atlas Court Bakersfield, CA 93308 (661) 327-4911 FAX (661) 327-1918 www.bclabs.com
Certifications: California - ELAP Certification Number 1186; Nevada Administrative Code - NAC-445A



TRC
21 Technology Drive
Irvine, CA 92618

Project: 4625
Project Number: [none]
Project Manager: Anju Farfan

Reported: 10/01/2008 14:26

Notes And Definitions

- MDL Method Detection Limit
- ND Analyte Not Detected at or above the reporting limit
- PQL Practical Quantitation Limit
- RPD Relative Percent Difference
- A01 PQL's and MDL's are raised due to sample dilution.
- A02 The difference between duplicate readings is less than the PQL.
- Q01 Sample precision is not within the control limits.
- Q03 Matrix spike recovery(s) is(are) not within the control limits.
- S09 The surrogate recovery on the sample for this compound was not within the control limits.

Submission #: 08-12202

SHIPPING INFORMATION

Federal Express UPS Hand Delivery BC Lab Field Service Other (Specify) _____

SHIPPING CONTAINER

Ice Chest None Box Other (Specify) _____

Refrigerant: Ice Blue Ice None Other Comments: _____

Custody Seals Ice Chest Container None Comments: _____

All samples received? Yes No All samples containers intact? Yes No Description(s) match COC? Yes No

COC Received

YES NO

Emissivity: 0.97 Container: QTA Thermometer ID: 48

Temperature: A 4.4 °C / C 3.4 °C

Date/Time 2205 09-15-08

Analyst Init PAA

SAMPLE CONTAINERS	SAMPLE NUMBERS									
	1	2	3	4	5	6	7	8	9	10
QT GENERAL MINERAL/ GENERAL PHYSICAL										
PT PE UNPRESERVED										
QT INORGANIC CHEMICAL METALS										
PT INORGANIC CHEMICAL METALS										
PT CYANIDE										
PT NITROGEN FORMS										
PT TOTAL SULFIDE										
2oz NITRATE / NITRITE										
PT TOTAL ORGANIC CARBON										
PT TOX										
PT CHEMICAL OXYGEN DEMAND										
PIA PHENOLICS										
40ml VOA VIAL TRAVEL BLANK										
40ml VOA VIAL										
QT EPA 413.1, 413.2, 418.1		A3	A3	A3	A3	A3	A3	A3	A3	
PT ODOR										
RADIOLOGICAL										
BACTERIOLOGICAL										
40 ml VOA VIAL- 504										
QT EPA 508/608/8080										
QT EPA 515.1/8150										
QT EPA 525										
QT EPA 525 TRAVEL BLANK										
100ml EPA 547										
100ml EPA 531.1										
QT EPA 548										
QT EPA 549										
QT EPA 632										
QT EPA 8015M										
QT AMBER										
8 OZ. JAR										
32 OZ. JAR										
SOIL SLEEVE										
PCB VIAL										
PLASTIC BAG										
FERROUS IRON										
ENCORE										

Comments: Received 2 vials from - 4 broken. Sample Numbering Completed By: JNW Date/Time: 9/15/08 2350

A = Actual / C = Corrected

Submission #: 08-12202

SHIPPING INFORMATION

Federal Express UPS Hand Delivery
 BC Lab Field Service Other (Specify) _____

SHIPPING CONTAINER

Ice Chest None
 Box Other (Specify) _____

Refrigerant: Ice Blue Ice None Other Comments: _____

Custody Seals Ice Chest Containers None Comments: _____

All samples received? Yes No All samples containers intact? Yes No Description(s) match COC? Yes No

COC Received
 YES NO

Emissivity: 0.97 Container: OXA Thermometer ID: 48
 Temperature: A 2.4 °C / C 1.4 °C

Date/Time 2205 09-15-08
 Analyst Init PLK

SAMPLE CONTAINERS	SAMPLE NUMBERS									
	1	2	3	4	5	6	7	8	9	10
QT GENERAL MINERAL/ GENERAL PHYSICAL										
PT PE UNPRESERVED										
QT INORGANIC CHEMICAL METALS										
PT INORGANIC CHEMICAL METALS						B				
PT CYANIDE										
PT NITROGEN FORMS										
PT TOTAL SULFIDE										
2oz. NITRATE / NITRITE										
PT TOTAL ORGANIC CARBON										
PT TOX										
PT CHEMICAL OXYGEN DEMAND										
PIA PHENOLICS										
40ml VOA VIAL TRAVEL BLANK										
40ml VOA VIAL										
QT EPA 413.1, 413.2, 418.1 OAG							C			
PT ODOR										
RADIOLOGICAL										
BACTERIOLOGICAL										
40 ml VOA VIAL- 504										
QT EPA 508/608/8080										
QT EPA 515.1/8150										
QT EPA 525										
QT EPA 525 TRAVEL BLANK										
100ml EPA 547										
100ml EPA 531.1										
QT EPA 548										
QT EPA 549										
QT EPA 632										
QT EPA 8015M										
QT AMBER										
8 OZ. JAR										
32 OZ. JAR										
SOIL SLEEVE										
PCB VIAL										
PLASTIC BAG										
FERROUS IRON										
ENCORE										

Comments: _____
 Sample Numbering Completed By: JONN Date/Time: 9/15/08 0850
 A = Actual / C = Corrected

BC LABORATORIES, INC.

4100 Atlas Court Bakersfield, CA 93308
(661) 327-4911 FAX (661) 327-1918

CHAIN OF CUSTODY

				Analysis Requested										
Bill to: Conoco Phillips/ TRC		Consultant Firm: TRC		MATRIX (GW) Ground-water (S) Soil (WW) Waste-water (SL) Sludge	BTEX/MTBE by 8021B, Gas by 8015 MTBE BTEX/MTBE by 8260B	TPH DIESEL by 8015	8260 full list w/ oxygenates	BTEX/MTBE/OXYS BY 8260B	ETHANOL by 8260B	TPH - G by GC/MS	EPEDEK by 8260B	SVOCs by 8260, TOG, Total Chromium	Full Scan 8260B including OXS	Turnaround Time Requested
Address: 3070 Fruitvale Ave		21 Technology Drive Irvine, CA 92618-2302 Attn: Anju Farfan												
City: Oakland		4-digit site#: 4625												
State: CA Zip:		Workorder #: 01285-4509118527												
Conoco Phillips Mgr: Terry Grayson		Project #: 154771												
		Sampler Name: Andrew Valdes												
Lab#	Sample Description	Field Point Name	Date & Time Sampled											
	-1	MW-9	09/15/08 0802	GW				X	X	X	X			STD
	-2	MW-8	0824					X			X			
	-3	MW-1	1048		X									
	-4	MW-2	0858		X									
	-5	MW-4	1125		X									
	-6	MW-3	0934			X						X		
	-7	MW-7	1208					X			X			
	-8	MW-6	1100					X			X			

Comments: Run 8 OXS by 8260 on all 8260 MTBE kits GLOBAL ID: T0600102154	Relinquished by: (Signature) <i>[Signature]</i>	Received by: <i>Ros Wiskey</i>	Date & Time 9/15/08 1600
	Relinquished by: (Signature) <i>Ros Wiskey 9/15/08</i>	Received by: <i>Riley</i>	Date & Time 9-15-08 1815
	Relinquished by: (Signature) <i>Riley 9-15-08 2200</i>	Received by: <i>[Signature]</i>	Date & Time 9-15-08 2200

BC LABORATORIES, INC.

4100 Atlas Court Bakersfield, CA 93308
(661) 327-4911 FAX (661) 327-1918

CHAIN OF CUSTODY

Analysis Requested

Bill to: Conoco Phillips/ TRC		Consultant Firm: TRC		MATRIX (GW) Ground- water (S) Soil (WW) Waste- water (SL) Sludge	BTEXIMTBE by 8021B, Gas by 8015	TPH GAS by 8015M	TPH DIESEL by 8015	8260 full list w/ oxygenates	BTEXIMTBE/OXYS BY 8260B	ETHANOL by 8260B	TPH - G by GC/MS, EDE/EDC by 8260B	Turnaround Time Requested
Address: 3070 Fruitvale Ave		21 Technology Drive Irvine, CA 92618-2302 Attn: Anju Farfan										
City: Oakland		4-digit site#: 4625										
State: CA Zip:		Workorder # 01285-450110327										
Conoco Phillips Mgr: Terry Grayson		Project #: 14771										
		Sampler Name: Andrew Vidlers										

Lab#	Sample Description	Field Point Name	Date & Time Sampled															
	-9	MW-5	09/15/08 1113	GW					X	X	X	STD						
<table border="1"> <tr> <td>CHK BY</td> <td>DISTRIBUTION</td> </tr> <tr> <td><input type="checkbox"/></td> <td><input checked="" type="checkbox"/></td> </tr> <tr> <td></td> <td>SUB-OUT <input type="checkbox"/></td> </tr> </table>				CHK BY	DISTRIBUTION	<input type="checkbox"/>	<input checked="" type="checkbox"/>		SUB-OUT <input type="checkbox"/>									
CHK BY	DISTRIBUTION																	
<input type="checkbox"/>	<input checked="" type="checkbox"/>																	
	SUB-OUT <input type="checkbox"/>																	

Comments: Run 8 OXYS by 8260 on all 8260 MTBE hits GLOBAL ID: T0600102136	Relinquished by: (Signature)	Received by:	Date & Time
	Relinquished by: (Signature)	Received by:	Date & Time
	Relinquished by: (Signature)	Received by:	Date & Time

STATEMENTS

Purge Water Disposal

Non-hazardous groundwater produced during purging and sampling of monitoring wells was accumulated at TRC's groundwater monitoring facility at Concord, California, for transportation by a licensed carrier, to the ConocoPhillips Refinery at Rodeo, California. Disposal at the Rodeo facility was authorized by ConocoPhillips in accordance with "ESD Standard Operating Procedures – Water Quality and Compliance", as revised on February 7, 2003. Documentation of compliance with ConocoPhillips requirements is provided by an ESD Form R-149, which is on file at TRC's Concord Office. Purge water containing a significant amount of liquid-phase hydrocarbons was accumulated separately in drums for transportation and disposal by others.

Limitations

The fluid level monitoring and groundwater sampling activities summarized in this report have been performed under the responsible charge of a California Registered Geologist or Registered Civil Engineer and have been conducted in accordance with current practice and the standard of care exercised by geologists and engineers performing similar tasks in this area. No warranty, express or implied, is made regarding the conclusions and professional opinions presented in this report. The conclusions are based solely upon an analysis of the observed conditions. If actual conditions differ from those described in this report, our office should be notified.