

1/11 / 2012  
~~2011~~

**RECEIVED**

11:40 am, Jan 12, 2012


Alameda County  
Environmental Health

Ms. Barbara Jakub  
Alameda County Health Care Services Agency  
Environmental Protection Division  
1131 Harbor Bay Parkway, Suite 250  
Alameda, CA 94502-6577

Re: **Perjury Statement**  
Kawahara Nursery (ACEHD Fuel Leak Case No. RO0000291)  
16550 Ashland Avenue  
San Lorenzo, California

Dear Ms. Barbara Jakub,

"I declare under penalty of perjury, that the information and / or recommendations contained in the attached proposal or report is true and correct to the best of my knowledge."

  
John Kawahara, Vice President



**SECOND SEMI-ANNUAL 2011 GROUNDWATER MONITORING REPORT  
JANUARY 11, 2012**

<b>SITE ADDRESS:</b>	Kawahara Nursery , Inc. 16550 Ashland Ave. San Lorenzo, California	<b>REGULATORY AGENCY:</b>	Alameda County Health Care Services, Environmental Protection Division
<b>REMEDIA- TION: SYSTEM</b>	None	<b>REGULATORY CONTACT:</b>	Ms. Barbara Jakub
<b>PROJECT No.:</b>	307.001.003	<b>REGULATORY ADDRESS:</b>	1131 Harbor Bay Pkwy. Suite 250 Alameda, California 94502-6577
<b>CONTACT ADDRESS:</b>	John Kawahara Kawahara Nursery, Inc. 689 Burnett Ave. Morgan Hill, CA 95037	<b>REGULATOR'S PHONE:</b>	(510) 567-6700
<b>PHONE:</b>	(408) 640-4289	<b>LOCAL CASE#:</b>	RO0000291
		<b>GEOTRACKER GLOBAL ID:</b>	T0600101605

**GAUGING DATE:** November 14, 2011  
**SAMPLING DATE:** November 14, 2011  
**CURRENT SITE STATUS:** Operating Nursery  
**MONITORING PERIOD:** Second Semi-Annual 2011

**WORK PERFORMED:**

Groundwater monitoring wells were gauged, sampled and analyzed for the presence of gasoline-range total petroleum hydrocarbons as gasoline (TPHg), TPH as diesel (TPHd), benzene, toluene, ethylbenzene, and total xylenes (collectively BTEX), and methyl tertiary butyl ether (MTBE) using EPA Method SW8015M and EPA Method SW8260B. Analyses were performed by Torrent Laboratory, Inc. (ELAP# 1991).

**GROUNDWATER MONITORING:**

**Number of Wells:** 3  
**Liquid Phase Hydrocarbons (LPH):** None  
**Wells Gauged:** 3  
**Wells Sampled:** 3  
**Groundwater Elevation:** Between 33 and 34 feet above mean sea level (msl)  
**Groundwater Flow:** Northwest (Approximate)

**Hydraulic Gradient:** 0.003-0.007 feet per feet (Approximate)

**CURRENT STATUS:**

Three groundwater monitoring wells were gauged and sampled by Trinity Source Group, Inc. (Trinity). Figure 1 shows the site location. Wells MW-3 through MW-5 are sampled on a semi-annual basis during the second and fourth quarters of each year. The groundwater flow direction and gradient are approximate, due to the configuration of the gauged wells. Results of the second semi-annual sampling event are included in Table 1 of this report, and groundwater elevation and analytical data are summarized on Figures 2 and 3. Supporting data are included in Attachments A, B, and C. Purge water was stored on site in a 55-gallon drum, and was properly disposed of after the second semi-annual 2011 groundwater monitoring event. Disposal documentation is included in Attachment D.

- TPHg was detected in only one of the three sampled wells at a concentration of 480 parts per billion (ppb) in Well MW-3.
- TPHd was detected in only one of the three sampled wells at a concentration of 110 ppb in Well MW-3.
- Ethylbenzene was detected only in Well MW-3 at a concentration of 6.4 ppb.
- Total xylenes were detected only in Well MW-3 at a concentration of 28.8 ppb.
- Benzene, toluene, and MTBE were not detected in any of the three sampled wells.
- All analytical results are within historical ranges.

**RECOMMENDATIONS:**

- Suspend groundwater monitoring while site petition for closure is under consideration at the State Water Resources Control Board (SWRCB). Evaluate resumption of monitoring depending on SWRCB decision on petition.

Should you have any questions regarding the contents of this document, please do not hesitate to call Trinity at (831) 426-5600.

Sincerely,

**TRINITY SOURCE GROUP, INC.**

Information, conclusions, and recommendations made by Trinity in this document regarding this site have been prepared under the supervision of and reviewed by the licensed professional whose signature appears below.



Debra J. Moser, PG, CEG, CHG  
Senior Geologist



Cora Olson  
Senior Staff Engineer

**ATTACHMENTS:**

Table 1:	Groundwater Monitoring Data
Figure 1:	Site Location Map
Figure 2:	Groundwater Elevation Contour Map – November 14, 2011
Figure 3:	Chemical Concentration Map – November 14, 2011
Attachment A:	Field Procedures
Attachment B:	Field Data Sheets
Attachment C:	Certified Analytical Report, Chain-of-Custody and GeoTracker Upload Documentation
Attachment D:	Purge Water Disposal Documentation

# TABLE

**Table 1**  
**Groundwater Monitoring Data**

Kawahara Nursery  
16550 Ashland Avenue,  
San Lorenzo, California

Well ID	Sample Date	TOC Elevation (feet)	Depth to Water (feet)	Groundwater Elevation (in feet msl)	Modified EPA Method 8015		EPA Method 8020, 8021B or 8260B				
					TPH as Gasoline (µg/L)	TPH as Diesel (µg/L)	Benzene (µg/L)	Toluene (µg/L)	Ethyl-benzene (µg/L)	Total Xylenes (µg/L)	MTBE (µg/L)
MW-1	6/16/1993	100	10.7	89.3	<50	<50	<0.5	<0.5	<0.5	<0.5	NA
	3/24/1994		11.11	88.89	<50	<50	<0.5	<0.5	<0.5	<0.5	NA
	3/28/1994		11.26	88.74	NS	NS	NS	NS	NS	NS	NS
	11/22/1994		12.04	87.96	<50	<50	<0.5	<0.5	<0.5	<0.5	NA
	3/29/1995		7.26	92.74	<50	<50	<0.5	<0.5	<0.5	<0.5	NA
	6/7/1995		8.67	91.33	<50	<50	<0.5	<0.5	<0.5	<0.5	NA
	9/7/1995		10.56	89.44	<50	<50	<0.5	<0.5	<0.5	<0.5	NA
	3/4/1999		NM	NM	NS	NS	NS	NS	NS	NS	NS
	6/29/1999		8.81	91.19	NS	NS	NS	NS	NS	NS	NS
	11/15/1999		Destroyed	Destroyed	NS	NS	NS	NS	NS	NS	NS
	5/22/2000		Destroyed	Destroyed	NS	NS	NS	NS	NS	NS	NS
	8/16/2000		Destroyed	Destroyed	NS	NS	NS	NS	NS	NS	NS
	11/16/2000		Destroyed	Destroyed	NS	NS	NS	NS	NS	NS	NS
	<b>2/21/2001</b>		<b>Destroyed</b>	<b>Destroyed</b>	<b>NS</b>	<b>NS</b>	<b>NS</b>	<b>NS</b>	<b>NS</b>	<b>NS</b>	<b>NS</b>
MW-2	6/16/1993	99.27	10.24	89.03	<50	<50	<0.5	<0.5	<0.5	<0.5	NA
	3/24/1994		10.65	88.62	NS	NS	NS	NS	NS	NS	NS
	3/28/1994		10.79	88.48	<50	<50	<0.5	<0.5	<0.5	<0.5	NA
	11/8/1994		11.58	87.69	NS	NS	NS	NS	NS	NS	NS
	3/29/1995		6.93	92.34	<50	<50	<0.5	<0.5	<0.5	<0.5	NA
	5/7/1995		8.36	90.91	<50	<50	<0.5	<0.5	<0.5	<0.5	NA
	9/7/1995		10.18	89.09	<50	<50	<0.5	<0.5	<0.5	<0.5	NA
	3/4/1999		6.95	92.32	NS	NS	NS	NS	NS	NS	NS
	6/29/1999		8.52	90.75	NS	NS	NS	NS	NS	NS	NS
	11/15/1999		Destroyed	Destroyed	NS	NS	NS	NS	NS	NS	NS
	5/22/2000		Destroyed	Destroyed	NS	NS	NS	NS	NS	NS	NS
	8/16/2000		Destroyed	Destroyed	NS	NS	NS	NS	NS	NS	NS
	11/16/2000		Destroyed	Destroyed	NS	NS	NS	NS	NS	NS	NS
	<b>2/21/2001</b>		<b>Destroyed</b>	<b>Destroyed</b>	<b>NS</b>	<b>NS</b>	<b>NS</b>	<b>NS</b>	<b>NS</b>	<b>NS</b>	<b>NS</b>
MW-3	6/16/1993	99.52	10.46	89.06	120,000	170,000	4,600	8,400	2,100	27,000	NA
	3/28/1994		10.81	88.71	NS	NS	NS	NS	NS	NS	NS
	3/28/1994		10.96	88.56	23,000	94,000	4,800	6,500	3,000	15,000	NA
	11/8/1994		11.68	87.84	35,000	27,000	3,600	4,100	2,700	18,000	NA

**Table 1  
Groundwater Monitoring Data**

Kawahara Nursery  
16550 Ashland Avenue,  
San Lorenzo, California

Well ID	Sample Date	TOC Elevation (feet)	Depth to Water (feet)	Groundwater Elevation (in feet msl)	Modified EPA Method 8015		EPA Method 8020, 8021B or 8260B				
					TPH as Gasoline (µg/L)	TPH as Diesel (µg/L)	Benzene (µg/L)	Toluene (µg/L)	Ethyl-benzene (µg/L)	Total Xylenes (µg/L)	MTBE (µg/L)
MW-3	3/29/1995		6.95	92.57	18,000	<50*	1,600	1,400	780	6,200	NA
cont.	6/7/1995		8.48	91.04	20,000	<50	1,700	1,400	750	6,800	NA
	9/7/1995		10.3	89.22	17,000	<50	1,100	800	570	4,800	NA
	3/4/1999		7.98	91.54	1,300	<50	33	<0.5	1.2	17	5.3 <sup>e</sup>
	6/29/1999		8.49	91.03	8,000	<1,000	98	34	3.7	1,200	37 <sup>e</sup>
	11/15/1999		10.35	89.17	4,200	2,000 <sup>a</sup>	63	25	65	590	33 <sup>e</sup>
	5/22/2000		7.65	91.87	5,800	1,480	53	29	58	490	4.9 <sup>e</sup>
	8/16/2000		9.44	90.08	2,400	530 <sup>c, *</sup>	18	5.8 <sup>b</sup>	18	182	12 <sup>b, e</sup>
	11/16/2000		9.86	89.66	9,000	3,700 <sup>c, *</sup>	35	27	88	719	<10 <sup>e</sup>
	2/21/2001		8.65	90.87	2,400	880 <sup>c, *</sup>	28	12	46	276	<2.0
	5/31/2001		9.56	89.96	2,900	680 <sup>c, *</sup>	5.3	33 <sup>b</sup>	17	144	<2.0
	11/28/2001		11.04	88.48	1,700	430 <sup>c, *</sup>	23	3	37	184	4.2 <sup>e</sup>
	5/28/2002		9.17	90.35	870	570 <sup>c, *</sup>	6.3	2.2	12	70	2.3 <sup>e</sup>
	11/14/2002		10.23	89.29	3,300 <sup>f, g</sup>	910 <sup>c, g</sup>	27	3.6	52	206	<2.0 <sup>e</sup>
	5/23/2003		8.73	90.79	760 <sup>f</sup>	360 <sup>c, g</sup>	3	1	5.2	30	<2.0 <sup>e</sup>
	11/24/2003		11.05	88.47	<50	170	<0.5	<0.5	<0.5	<0.5	<2.0 <sup>e</sup>
	5/13/2004		9.11	90.41	830 <sup>f, g</sup>	330 <sup>c, g</sup>	1.6	0.54	6.5	41.2	2.3 <sup>e</sup>
	11/23/2004		10.28	89.24	840	190 <sup>c, *</sup>	2.7	1	7.7	39.8	<2.0 <sup>e</sup>
	5/17/2005		8.19	91.33	730 <sup>f</sup>	340 <sup>c, g</sup>	0.85	<0.5	4.1	28.5	<2.0 <sup>e</sup>
	11/16/2005		10.20	89.32	240	200 <sup>c, g</sup>	<0.5	<0.5	1.9	11.3	<2.0 <sup>e</sup>
	5/23/2006		7.08	92.44	320 <sup>i</sup>	260 <sup>j</sup>	0.69	1.4	3.6	22	<2.0 <sup>e</sup>
	11/15/2006	42.86	9.40	33.46	480 <sup>k</sup>	NA	<0.5	2.2	5.8	30	<5.0 <sup>e</sup>
	5/31/2007		9.52	33.34	510 <sup>l</sup>	NA	<0.5	2.8	4.7	23	<5.0 <sup>e</sup>
	11/28/2007		10.85	32.01	78 <sup>l</sup>	NA	<0.5	<0.5	1.1	4.2	<5.0 <sup>e</sup>
	5/29/2008		9.74	33.12	500 <sup>l, m</sup>	NA	<0.5	3.0	7.0	33	<5.0 <sup>e</sup>
	11/19/2008		11.30	31.56	330 <sup>l</sup>	NA	<0.5	1.7	4.3	15	<5.0
	5/20/2009		9.72	33.14	380	NA	0.51	<0.5	8.2	27	<0.5
	11/5/2009		10.84	32.02	170 <sup>o</sup>	NA	<0.5	<0.5	3.4	5.6	<0.5
	5/13/2010		8.06	34.80	600	210	1.6	<0.21	17	62	8.7
	11/2/2010		10.67	32.19	690 <sup>q</sup>	160 <sup>r</sup>	<0.5	<0.5	11.0	43.7 <sup>s</sup>	<0.50
	5/6/2011		7.73	35.13	600 <sup>v</sup>	150 <sup>u</sup>	<0.50	<0.50	13.0	64.6 <sup>s</sup>	<0.50
	<b>11/14/2011</b>		<b>9.46</b>	<b>33.40</b>	<b>480<sup>w</sup></b>	<b>110<sup>r</sup></b>	<b>&lt;0.50</b>	<b>&lt;0.50</b>	<b>6.4</b>	<b>28.8<sup>s</sup></b>	<b>&lt;0.50</b>
MW-4	6/16/1993		NM	NM	NS	NS	NS	NS	NS	NS	NS

**Table 1  
Groundwater Monitoring Data**

Kawahara Nursery  
16550 Ashland Avenue,  
San Lorenzo, California

Well ID	Sample Date	TOC Elevation (feet)	Depth to Water (feet)	Groundwater Elevation (in feet msl)	Modified EPA Method 8015		EPA Method 8020, 8021B or 8260B				
					TPH as Gasoline (µg/L)	TPH as Diesel (µg/L)	Benzene (µg/L)	Toluene (µg/L)	Ethyl-benzene (µg/L)	Total Xylenes (µg/L)	MTBE (µg/L)
MW-4	3/28/1994		NM	NM	NS	NS	NS	NS	NS	NS	NS
cont.	11/8/1994		NM	NM	<50	<50	<0.5	<0.5	<0.5	<0.5	NA
	11/22/1994	100.46	12.34	88.12	NS	NS	NS	NS	NS	NS	NS
	3/29/1995		7.49	92.97	<50	<50	<0.5	<0.5	<0.5	<0.5	NA
	6/7/1995		8.95	91.51	<50	<50	<0.5	<0.5	<0.5	<0.5	NA
	9/7/1995		10.88	89.58	<50	<50	<0.5	<0.5	<0.5	<0.5	NA
	3/4/1999		8.03	92.43	<50	<50	<0.5	<0.5	<0.5	<0.5	<5.0 <sup>e</sup>
	6/29/1999		9.04	91.42	130	<50	<0.5	<0.5	<0.5	<0.5	<5.0 <sup>e</sup>
	11/15/1999		11.00	89.46	<50	<50	<0.5	<0.5	<0.5	<0.5	<5.0 <sup>e</sup>
	5/22/2000		8.28	92.18	<50	<50	<0.5	<0.5	<0.5	<0.5	<2.0 <sup>e</sup>
	8/16/2000		10.04	90.42	<50	56 * <sup>d</sup>	<0.5	<0.5	<0.5	0.51	2.3 <sup>e</sup>
	11/16/2000		10.50	89.96	<50	<50	<0.5	<0.5	<0.5	<0.5	<2.0 <sup>e</sup>
	2/21/2001		9.42	91.04	<50	<50	<0.5	<0.5	<0.5	<0.5	2.6 <sup>e</sup>
	5/31/2001		10.20	90.26	<50	<50	<0.5	<0.5	<0.5	<0.5	<2.0 <sup>e</sup>
	11/28/2001		11.67	88.79	<50	<50	<0.5	<0.5	<0.5	<0.5	<2.0 <sup>e</sup>
	5/28/2002		9.68	90.78	<50	<50	<0.5	<0.5	<0.5	<0.5	<2.0 <sup>e</sup>
	11/14/2002		10.92	89.54	<50	<50	<0.5	<0.5	<0.5	<0.5	<2.0 <sup>e</sup>
	5/23/2003		9.10	91.36	<50	<50	<0.5	<0.5	<0.5	<0.5	<2.0 <sup>e</sup>
	11/24/2003		11.57	88.89	<50	<50	<0.5	<0.5	<0.5	<0.5	<2.0 <sup>e</sup>
	5/13/2004		9.63	90.83	<50	<50	<0.5	<0.5	<0.5	<0.5	<2.0 <sup>e</sup>
	11/23/2004		10.94	89.52	<50	<50	<0.5	<0.5	<0.5	<0.5	<2.0 <sup>e</sup>
	5/17/2005		8.07	92.39	<50	<50	<0.5	<0.5	<0.5	<0.5	<2.0 <sup>e</sup>
	11/16/2005		10.62	89.84	<50	<50	<0.5	<0.5	<0.5	<0.5	<2.0 <sup>e</sup>
	5/23/2006		7.28	93.18	<50	<50	<0.5	<0.5	<0.5	<0.5	<2.0 <sup>e</sup>
	11/15/2006	43.82	9.96	33.86	<50	NA	<0.5	<0.5	<0.5	<0.5	<5.0 <sup>e</sup>
	5/31/2007		10.04	33.78	<50	NA	<0.5	<0.5	<0.5	<0.5	<5.0 <sup>e</sup>
	11/28/2007		11.45	32.37	<50	NA	<0.5	<0.5	<0.5	<0.5	<5.0 <sup>e</sup>
	5/29/2008		10.24	33.58	<50	NA	<0.5	<0.5	<0.5	<0.5	<5.0 <sup>e</sup>
	11/19/2008		11.80	32.02	<50	NA	<0.5	<0.5	<0.5	<0.5	<5.0 <sup>e</sup>
	5/20/2009		10.30	33.52	<50	NA	<0.5	<0.5	<0.5	<1.5	<0.5
	11/5/2009		11.38	32.44	<50	NA	<0.5	<0.5	<0.5	<1.5	<0.5
	5/13/2010		8.84	34.98	<40	52 <sup>p</sup>	<0.13	<0.21	<0.21	<0.43	<0.18
	11/2/2010		11.18	32.64	<50	<100	<0.5	<0.5	<0.5	<1.0 <sup>t</sup>	<0.5
	5/6/2011		8.40	35.42	<50	<100	<0.50	<0.50	<0.50	<1.0 <sup>t</sup>	<0.5



**Table 1  
Groundwater Monitoring Data**

Kawahara Nursery  
16550 Ashland Avenue,  
San Lorenzo, California

Well ID	Sample Date	TOC Elevation (feet)	Depth to Water (feet)	Groundwater Elevation (in feet msl)	Modified EPA Method 8015		EPA Method 8020, 8021B or 8260B				
					TPH as Gasoline (µg/L)	TPH as Diesel (µg/L)	Benzene (µg/L)	Toluene (µg/L)	Ethyl-benzene (µg/L)	Total Xylenes (µg/L)	MTBE (µg/L)
MW-4 cont.	<b>11/14/2011</b>		<b>10.06</b>	<b>33.76</b>	<b>&lt;50</b>	<b>&lt;100</b>	<b>&lt;0.50</b>	<b>&lt;0.50</b>	<b>&lt;0.50</b>	<b>&lt;1.0<sup>†</sup></b>	<b>&lt;0.50</b>
MW-5	6/16/1993	98.14	NM	NM	NS	NS	NS	NS	NS	NS	NS
	3/28/1994		NM	NM	NS	NS	NS	NS	NS	NS	NS
	11/8/1994		NM	NM	<50	<50	<0.5	<0.5	<0.5	<0.5	NS
	3/29/1995		5.76	92.38	<50	64	<0.5	<0.5	<0.5	<0.5	NS
	6/7/1995		7.33	90.81	<50	<50	<0.5	<0.5	<0.5	<0.5	NS
	9/7/1995		9.11	89.03	<50	<50	<0.5	<0.5	<0.5	<0.5	NS
	3/4/1999		6.63	91.51	<50	<50	<0.5	<0.5	<0.5	<0.5	<5.0 <sup>e</sup>
	6/29/1999		7.41	90.73	160	<50	<0.5	<0.5	<0.5	<0.5	<5.0 <sup>e</sup>
	11/15/1999		9.18	88.96	<50	<50	<0.5	<0.5	<0.5	<0.5	<5.0 <sup>e</sup>
	5/22/2000		6.68	91.46	<50	<50	<0.5	<0.5	<0.5	<0.5	<2.0 <sup>e</sup>
	8/16/2000		8.27	89.87	<50	<50	<0.5	<0.5	<0.5	<0.5	3.5 <sup>e</sup>
	11/16/2000		8.68	89.46	<50	<50	<0.5	<0.5	<0.5	<0.5	<2.0 <sup>e</sup>
	2/21/2001		7.51	90.63	<50	<50	<0.5	<0.5	<0.5	<0.5	<2.0 <sup>e</sup>
	5/31/2001		8.40	89.74	<50	<50	<0.5	<0.5	<0.5	<0.5	2.8 <sup>e</sup>
	11/28/2001		9.79	88.35	<50	<50	<0.5	<0.5	<0.5	<0.5	4.2 <sup>e</sup>
	5/28/2002		8.05	90.09	<50	<50	<0.5	<0.5	<0.5	<0.5	<2.0 <sup>e</sup>
	11/14/2002		9.03	89.11	<50	<50	<0.5	<0.5	<0.5	<0.5	3.1 <sup>e</sup>
	5/23/2003		7.90	90.24	<50	<50	<0.5	<0.5	<0.5	<0.5	2.4 <sup>e</sup>
	11/24/2003		9.94	88.20	<50	<50	<0.5	<0.5	<0.5	<0.5	2.2 <sup>e</sup>
	5/13/2004		8.05	90.09	<50	<50	<0.5	<0.5	<0.5	<0.5	<2.0 <sup>e</sup>
	11/23/2004		8.90	89.24	<50	<58 <sup>h</sup>	<0.5	<0.5	<0.5	<0.5	3.9 <sup>e</sup>
	5/17/2005	41.49	6.80	91.34	<50	<50	<0.5	<0.5	<0.5	<0.5	<2.0 <sup>e</sup>
	11/16/2005		9.00	89.14	<50	<50	<0.5	<0.5	<0.5	<0.5	<2.0 <sup>e</sup>
	5/23/2006		6.27	91.87	<50	<50	<0.5	<0.5	<0.5	<0.5	<2.0 <sup>e</sup>
	11/15/2006		8.26	33.23	<50	NA	<0.5	<0.5	<0.5	<0.5	<5.0 <sup>e</sup>
	5/31/2007		8.41	33.08	<50	NA	<0.5	<0.5	<0.5	<0.5	<5.0 <sup>e</sup>
	11/28/2007		9.70	31.79	<50	NA	<0.5	<0.5	<0.5	<0.5	<5.0 <sup>e</sup>
	5/29/2008		8.65	32.84	<50	NA	<0.5	<0.5	<0.5	<0.5	<5.0 <sup>e</sup>
	11/19/2008		10.09	31.40	<50	NA	<0.5	<0.5	<0.5	<0.5	<5.0 <sup>e</sup>
	5/20/2009		8.83	32.66	<50	NA	<0.5	<0.5	<0.5	<1.5	<0.5
	11/5/2009		9.65	31.84	<50	NA	<0.5	<0.5	<0.5	<1.5	<0.5

**Table 1  
Groundwater Monitoring Data**

Kawahara Nursery  
16550 Ashland Avenue,  
San Lorenzo, California

Well ID	Sample Date	TOC Elevation (feet)	Depth to Water (feet)	Groundwater Elevation (in feet msl)	Modified EPA Method 8015		EPA Method 8020, 8021B or 8260B				
					TPH as Gasoline (µg/L)	TPH as Diesel (µg/L)	Benzene (µg/L)	Toluene (µg/L)	Ethyl-benzene (µg/L)	Total Xylenes (µg/L)	MTBE (µg/L)
MW-5	5/13/2010		7.01	34.48	<40	69 <sup>p</sup>	<0.13	<0.21	<0.21	<0.43	<0.18
cont.	11/2/2010		9.43	32.06	<50	<100	<0.5	<0.5	<0.5	<1.0 <sup>t</sup>	<0.5
	5/6/2011		6.56	34.93	<50	<100	<0.50	<0.50	<0.50	<1.0 <sup>t</sup>	<0.50
	<b>11/14/2011</b>		<b>8.45</b>	<b>33.04</b>	<b>&lt;50</b>	<b>&lt;100</b>	<b>&lt;0.50</b>	<b>&lt;0.50</b>	<b>&lt;0.50</b>	<b>&lt;1.0<sup>t</sup></b>	<b>&lt;0.50</b>
Maximum Contaminant Levels (MCLs)					N/A	N/A	1	150	700	1,750	13
Environmental Screening Levels (ESLs);					100	100	1	40	30	20	5

Notes:

µg/L= micrograms per liter, also equivalent to parts per billion (ppb)	N/A = Not applicable
TPH= Total Petroleum Hydrocarbons	NA = Not analyzed
TOC= Top of casing	NM = Not Measured
EPA= Environmental Protection Agency	NS = Not sampled
MTBE = Methyl tert-Butyl Ether	ESL = Environmental Screening Level
RWQCB = Regional Water Quality Control Board, San Francisco Bay Region	
SFBRWQCB = San Francisco Bay Regional Water Quality Control Board, California EPA, <a href="http://www.waterboards.ca/gov/sanfranciscobay/esl.htm">http://www.waterboards.ca/gov/sanfranciscobay/esl.htm</a> . (May 2008)	
msl = mean sea level	
< = Analyte not detected at or above detection limit	
* = Laboratory reported the presence of petroleum hydrocarbons with a chromatograph pattern uncharacteristic of diesel fuel.	
Note = Surveyed to an onsite datum established at MW-1. Resurveyed by CSS Environmental Services, Inc. on November 14, 2006.	
Note = Elevations in feet above mean sea level	
a = Laboratory note indicates the result is within the quantitation range, but that the chromatographic pattern is not typical of fuel.	
b = Laboratory note indicates that confirmation of the result differed by more than a factor of two.	
c = Laboratory note indicates lighter hydrocarbons contributed to the quantification.	
d = Laboratory note indicates the sample has an unknown single peak or peaks.	
e = Detection of MTBE by EPA Method 8021B is regarded as erroneous; likely chemical detected is 3-methyl-pentane.	
f = Laboratory notes that heavier hydrocarbons contributed to the quantitation.	
g = Laboratory notes that the sample exhibits a fuel pattern that does not resemble the standard.	
h = Initially reported at 7,900 µg/L by laboratory; re-extracted 3 days outside of 14-day hold period yielding this revised result.	
l = Laboratory notes that unmodified or weakly modified gasoline is significant.	
j = Laboratory notes that gasoline range compounds are significant.	
k = Laboratory note indicates that heavier gasoline range compounds are significant and may indicate aged gasoline.	
l = Laboratory notes heavier gasoline range compounds are significant (aged gasoline?).	
m = Laboratory notes no recognized pattern.	
Note = On 5/20/09 and thereafter, TPH as gasoline, benzene, toluene, ethylbenzene, total xylenes and MTBE are analyzed by EPA Method 8260B.	
n = While TPH as Gasoline compounds are present, TPH value also includes significant amount of non-target heavy end	

**Table 1  
Groundwater Monitoring Data**

Kawahara Nursery  
16550 Ashland Avenue,  
San Lorenzo, California

Well ID	Sample Date	TOC Elevation (feet)	Depth to Water (feet)	Groundwater Elevation (in feet msl)	Modified EPA Method 8015		EPA Method 8020, 8021B or 8260B				
					TPH as Gasoline (µg/L)	TPH as Diesel (µg/L)	Benzene (µg/L)	Toluene (µg/L)	Ethyl-benzene (µg/L)	Total Xylenes (µg/L)	MTBE (µg/L)

hydrocarbons. (Possibly aged gas).

o = Sample chromatogram does not resemble gasoline standard pattern. Reported value due to presence of heavy end non-gasoline compounds within range of C5-C12 quantified as Gasoline.

p = (EPA) estimated value below the lowest calibration point. Confidence correlates with concentration.

q = TPH value includes significant portion of heavy hydrocarbons within range of C5-C12 quantified as Gasoline (possibly aged gasoline)

r = Not typical of diesel standard pattern (possibly fuel lighter than diesel)

s = Result is the sum of m,p-xylene and o-xylene

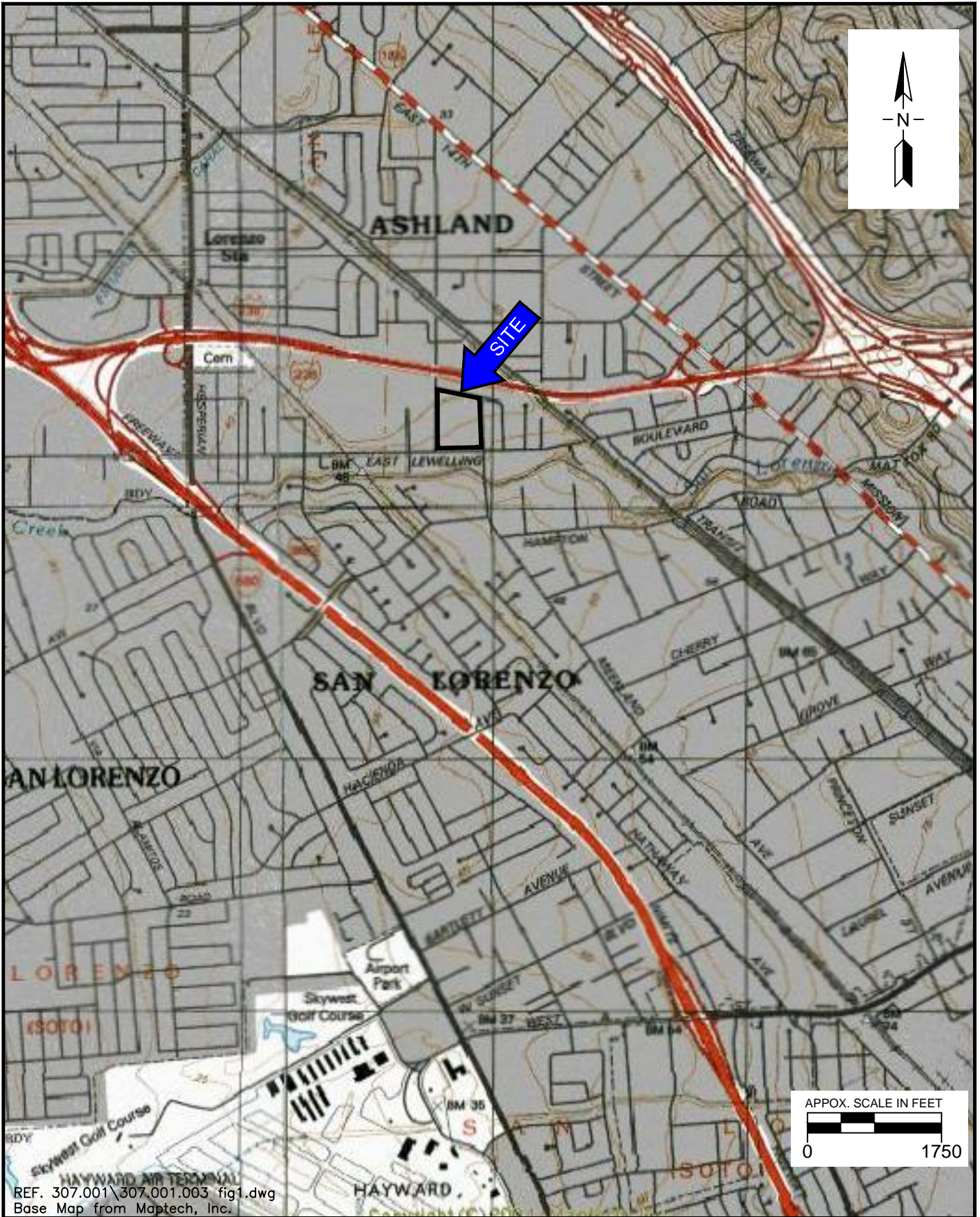
t = Result shown is highest practical quantitation limit (PQL) for m,p-xylene, and o-xylene

u = Not typical of Diesel standard pattern (unknown hydrocarbons present).

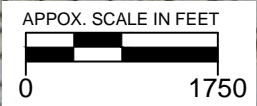
v = Result is elevated due to contribution from heavy end hydrocarbons (possibly aged gasoline).

w = Does not match pattern of reference Gasoline standard. Reported TPH value includes significant contribution from heavy end hydrocarbons (possibly aged gasoline or fuel heavier than gasoline but lighter than diesel)

# FIGURES



REF. 307.001\307.001.003 fig1.dwg  
 Base Map from Maptech, Inc.



PREPARED BY  

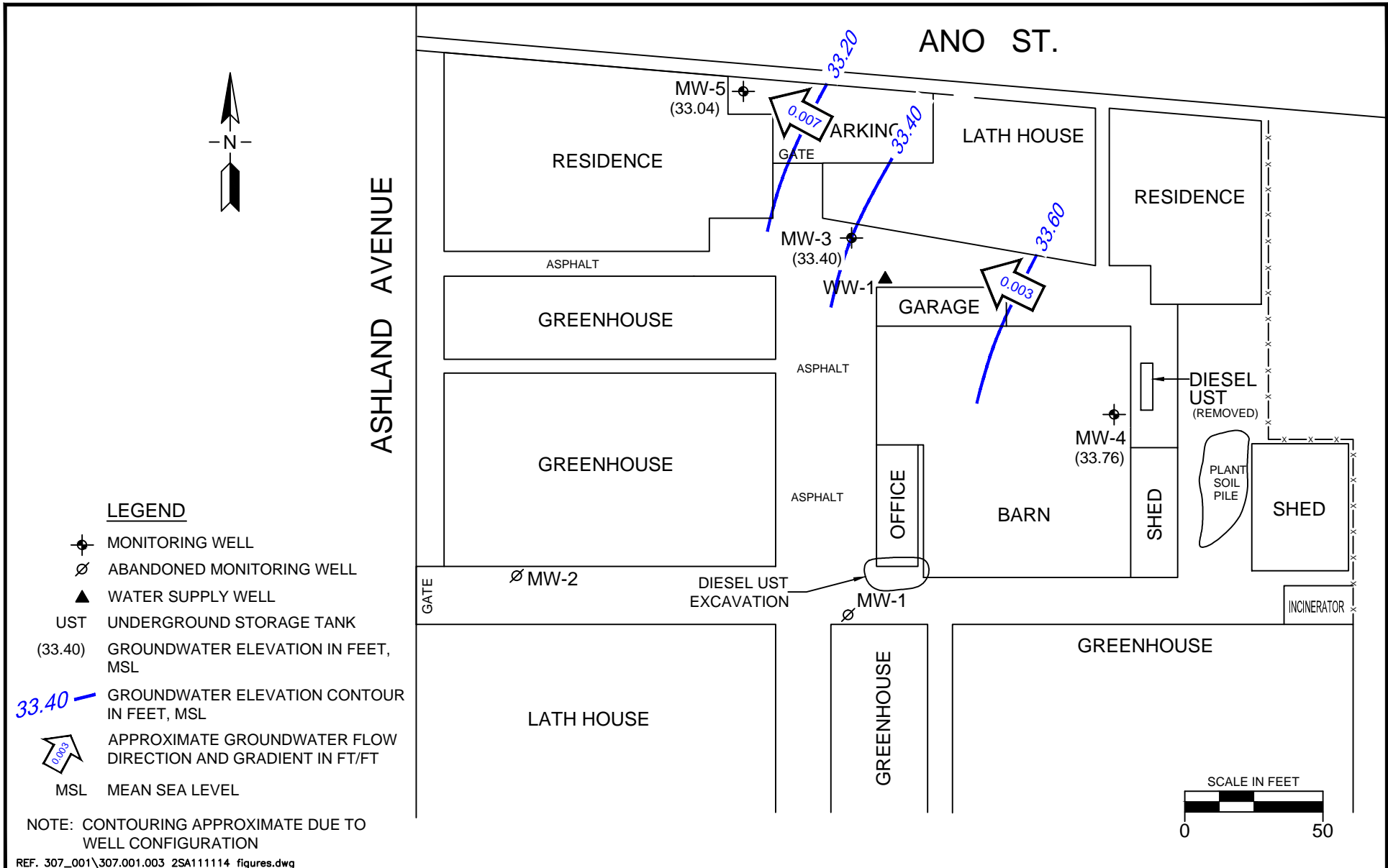
**TRINITY**  
*source group, inc.*  
 Environmental Consultants  
 500 Chestnut Street, Suite 225  
 Santa Cruz, California 95060  
 v: 831.426.5600  
 f: 831.426.5602

**SITE LOCATION MAP**

Kawahara Nursery  
 16550 Ashland Ave.  
 San Lorenzo, California

PROJECT:  
 307.001.003

FIGURE:  
 1



PREPARED BY

**TRINITY**  
*source group, inc.*  
 Environmental Consultants

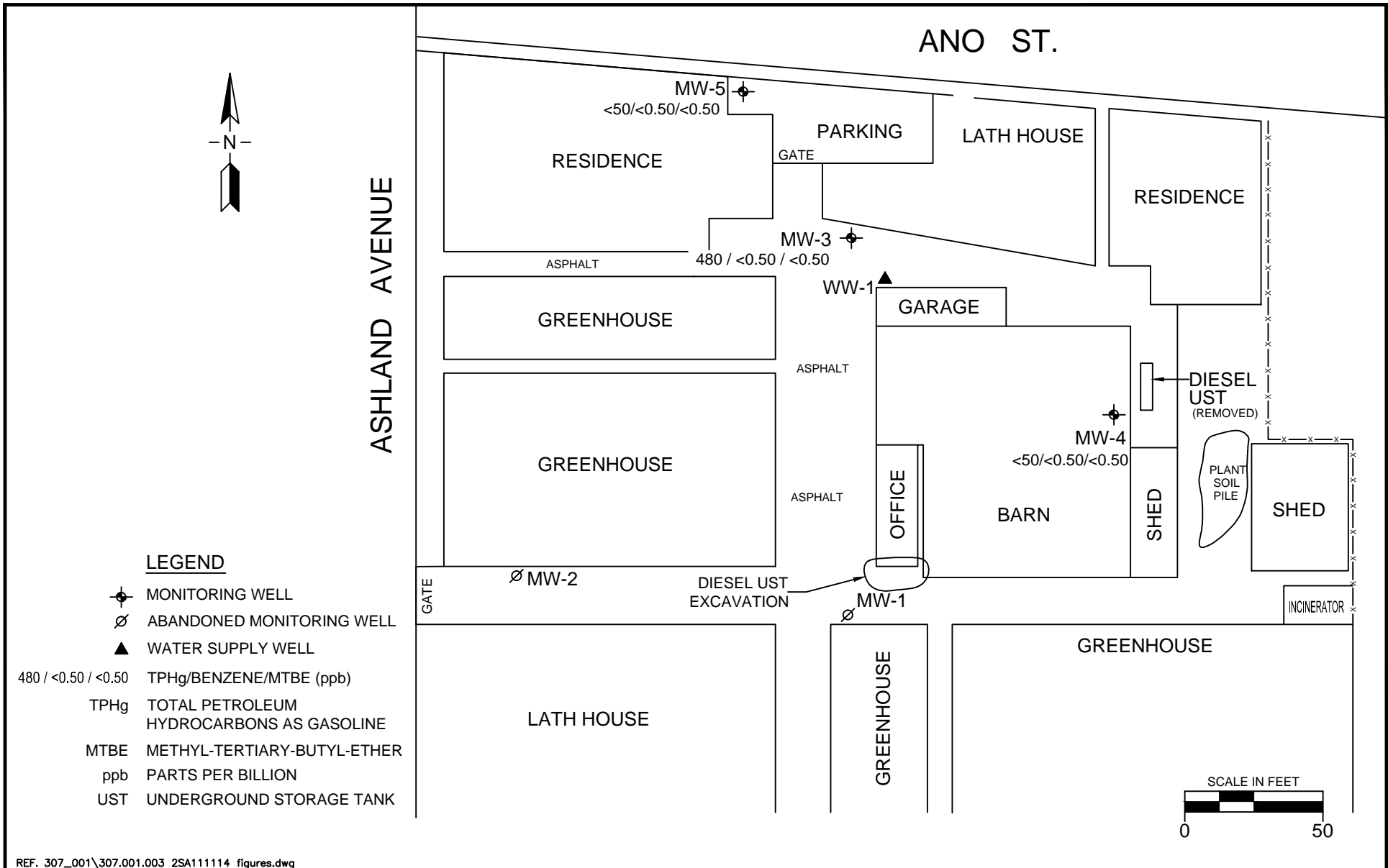
500 Chestnut Street, Suite 225  
 Santa Cruz, California 95060  
 v: 831.426.5600  
 f: 831.426.5602

**GROUNDWATER ELEVATION CONTOUR MAP, NOVEMBER 14, 2011**

Kawahara Nursery  
 16550 Ashland Ave.  
 San Lorenzo, California

PROJECT:  
 307.001.003

FIGURE:  
 2



REF. 307\_001\307.001.003 2SA111114 figures.dwg

PREPARED BY



500 Chestnut Street, Suite 225  
Santa Cruz, California 95060  
v: 831.426.5600  
f: 831.426.5602

**CHEMICAL CONCENTRATION MAP, NOVEMBER 14, 2011**

Kawahara Nursery  
16550 Ashland Ave.  
San Lorenzo, California

PROJECT:  
307.001.003

FIGURE:  
3

**ATTACHMENT A**  
**FIELD PROCEDURES**



## **FIELD PROCEDURES**

### **Groundwater Level and Total Depth Determination**

A water level indicator is lowered down the well and a measurement of the depth to water from an established reference point on the casing is taken. The indicator probe is used to sound the bottom of the well and a measurement of the total depth of the well is taken. Both the water level and total depth measurements are taken to the nearest 0.01-foot.

### **Visual Analysis of Groundwater**

Prior to purging and sampling groundwater-monitoring wells, a water sample is collected from each well for subjective analysis. The visual analysis involves gently lowering a clean, disposable polyethylene bailer to approximately one-half the bailer length past the water table interface. The bailer is then retrieved, and the sample contained within the bailer is examined for floating product or the appearance of a petroleum product sheen. If measurable free product is noted in the bailer, a water/product interface probe is used to determine the thickness of the free product to the nearest 0.01-foot. The thickness of free product is determined by subtracting the depth to product from the depth to water.

### **Monitoring Well Purging and Sampling**

Monitoring wells are purged by removing approximately three casing volumes of water from the well using a clean disposable bailer or electrical submersible purge pump equipped with a flow-through cell. Purge volumes are calculated prior to purging. During purging, the temperature, pH, and electrical conductivity of the purge water are monitored. Dissolved oxygen is also measured in the flow-through cell. The well is considered to be sufficiently purged when the four casing volumes have been removed; the temperature, pH, and conductivity values have stabilized to within 10% of the initial readings; and the groundwater being removed is relatively free of suspended solids. After purging, groundwater levels are allowed to stabilize to within 80% of the initial water level reading. A water sample is then collected from each well with a clean, disposable polyethylene bailer. If the well is bailed or pumped dry prior to removing the minimum amount of water, the groundwater is allowed to recharge. If the well has recharged to within 80% of the initial depth to water reading within two hours, the well will continue to be purged until the minimum volume of water has been removed. If the well has not recharged to at least 80% of the initial depth to water reading within two hours, the well is considered to contain formational water and a groundwater sample is collected. Groundwater removed from the well is stored in 55-gallon drums at the site and labeled pending disposal.

In wells where free product is detected, the wells will be bailed to remove the free product. An estimate of the volume of product and water will be recorded. If the free product thickness is reduced to the point where a measurable thickness is no longer present in the well, a groundwater sample will be collected. If free product persists throughout the purging process, a final free product thickness measurement will be taken and a groundwater sample will not be collected.

Groundwater samples are stored in 40-milliliter vials so that air passage through the sample is minimized (to prevent volatilization of the sample). The vial is tilted and filled slowly until an upward convex meniscus forms over the mouth of the vial. The Teflon™ side of the septum (in cap) is then placed

against the meniscus, and the cap is screwed on tightly. The sample is then inverted and the bottle is tapped lightly to check for air bubbles. If an air bubble is present in the vial, the cap is removed and more sample is transferred from the bailer. The vial is then resealed and rechecked for air bubbles. The sample is then appropriately labeled and stored on ice from the time of collection through the time of delivery to the laboratory. The chain-of-custody form is completed to ensure sample integrity. Groundwater samples are transported to a state-certified laboratory and analyzed within the U.S. Environmental Protection Agency-specified hold times for the specified analytes.

**ATTACHMENT B**  
**FIELD DATA SHEETS**

## TRINITY WELLHEAD INSPECTION FORM

Site Address: Kawahara 16550 Ashland Ave, San Lorenzo CA

Date: 11/14/11

Project No.: 307.001.002 Technician:

Eric Choi

Page:

of

Well ID	Well Inspected-No Corrective Action Required	Well Box Meets Compliance Requirements *see below	Water Pumped From Wellbox	Cap Replaced	Lock Replaced	Well Not Inspected (explain in notes)	New Deficiency Identified	Previously Identified Deficiency Persists	Notes
MW-3	Yes	Yes	NO	NO	NO	NO	NO	NO	
MW-4	↓	↓	↓	↓	↓	↓	↓	↓	
MW-5	↓	↓	↓	↓	↓	↓	↓	↓	

\*Well box must meet all three criteria to be compliant: 1) WELL IS SECURABLE BY DESIGN (12" or less) 2) WELL IS MARKED WITH THE WORDS "MONITORING WELL" (12" or less) 3) WELL TAG IS PRESENT, SECURE AND CORRECT

Notes: o inform ernesto, site manager of field work, upon arrival

---



---



---

Field Data Sheet

Depth to Water Data Form



Site Information

Project Address: 16550 Ashland Ave Date: 11/14/11 Project Number: 307.W1.W1  
City: San Lorenzo County: Alameda State: CA

Water Level Equipment

Measured By: E. Piccolo  
name


- Electronic Indicator
- Oil Water Interface Probe
- Other (specify) \_\_\_\_\_

Notes: \_\_\_\_\_

DTW Order	Well ID	Time (24:00)	Total Depth	First DTW (to: or to:b)	Second DTW (to: or to:b)	Depth to SPH (to: or to:b)	SPH Thickness (to: or to:b)	Notes (describe SPH)
1st	MW-4	0944	19.60	10.06	10.06			
2nd	MW-5	0950	19.80	8.45	8.45			
3rd	MW-3	1000	19.05	9.46	9.46			

Signature: \_\_\_\_\_

# TEST EQUIPMENT CALIBRATION LOG



Site: Kawahara Nursery		Date: 5/20/09		Project No.: 307-001-001			
Equipment Name	Equipment Number	Date/Time of Test	Standards Used	Equipment Reading	Calibrated to : or within 10%:	Temp.	Initials
Ultrameter II		5/20/09 @ 1100	4710	9.02 7.01 9.00	Yes	17.6	EC
Ultrameter II		11/5/09 @ 1100	4710	9.04 7.00 9.00	Yes	21.6	EC
Ultrameter II		5/13/10 @ 1250	4710	9.01 7.00	Yes		EC
Ultrameter II		11/2/10 @	4710	9.00 7.00 10.00	Yes	26.5	EC
Ultrameter II		5/6/11 @ 1220	4710	9.01 7.02 10.00	Yes	19.1	EC
Ultrameter II		11/14/10 @	4710	9.02 7.00 9.00	Yes	19.3	EC

# Trinity SPH or Purge Water Drum Log

Site:

Kawahara Nursery  
6550 Ashland Ave  
San Lorenzo, CA

## Status of Drum(s) Upon Arrival

Date	11/09/09	5/13/10	11/2/10	5/6/11	11/14/11			
Number of drum(s) Empty:	3	0	1	1	0			
Number of drum(s) 1/4 full:		1						
Number of drum(s) 1/2 full:				1	1			
Number of drum(s) 3/4 full:			1					
Number of drum(s) full:	0							
Total drum(s) on site:	3	1	1	1	1			
Are drum(s) properly labeled?	empty	Yes	Yes	Yes	Yes			
Drum ID and Contents:	empty	Purge H <sub>2</sub> O	Purge H <sub>2</sub> O	empty	Purge H <sub>2</sub> O			

Note:  
If you add any SPH to an empty/partially filled drum, drum must have at least 20 gals. of purgewater or DI water.  
If drum contains SPH, the drum MUST be steel AND labeled with appropriate label.  
All Trinity drums MUST be labeled appropriately.

## Status of Drum(s) Upon Departure


Date	11/09/09	5/13/10	11/2/10	5/6/11	11/14/11			
Number of drum(s) Empty:	2	0			0			
Number of drum(s) 1/4 full:	1		1					
Number of drum(s) 1/2 full:				1				
Number of drum(s) 3/4 full:		1						
Number of drum(s) full:			1	0	1			
Total drum(s) on site:	1	1	2	1	1			
Are drum(s) properly labeled?	Yes	Yes	Yes	Yes	Yes			
Drum ID and Contents:	Purge H <sub>2</sub> O	Purge H <sub>2</sub> O	Purge H <sub>2</sub> O	Purge H <sub>2</sub> O	Purge H <sub>2</sub> O			

## Location of Drum(s)

Describe location of drum(s): 11/9/09 took the 2 remaining drums to Crescent for disposal  
5/13/10 left drum near old system/burn area

## Final Status

site this event								
Date of inspection:	11/9/09	5/13/10	11/2/10	5/6/11	11/14/11			
Drum(s) labeled properly:	Yes	Yes	Yes	Yes	Yes			
Logged by Trinity Field Tech:	Yes	Yes	Yes	Yes	Yes			
Office reviewed:								



# TRINITY

source group, inc.  
Environmental Consultants

500 Chestnut Street, Suite 225  
Santa Cruz, California 95060

## Well Purge and Sampling Log

Site: Kawahara Nursery

Sampler: Eric Choi

Date: 11/14/11

Project #: 307.001.002

Well ID: MW-3

Well Diameter	TD BTOC	DTW BTOC	Purge Equipment	Sample Equipment
2"	19.05	9.46	12VDC PUMP	Disposable Bailer

### Purge Volume Calculation

TD 19.05 DTW 9.46 = 9.59 x Gallons per Linear Foot 0.16 = 1.5 x Number of Casings 3 = 4 1/2 gallons

Time (24 hour)	1045	1046	1047	1048	1049			
Gallons Purged	1/2	2	3	4	5			
DO (mg/L)	2.02	1.29	1.03	0.87	0.80			
pH	6.85	6.85	6.86	6.86	6.86			
Temperature (°C)	19.4	19.2	19.0	18.9	18.9			
Conductivity (umhos/cm <sup>2</sup> )	956.3	953.5	946.5	943.0	941.1			
ORP (mV)	116	103	84	66	56			
Visual Description	clear	—————>						
Other								
Other								


Sample ID	Time	Quantity	Volume	Type	Preservative	Analysis
MW-3	1053	3	40ml	VOG	HCL	TPHg, BTEX, MTOE
		2	1L	AMBER	NONE	TPHd-8015

### Notes:

o slight petroleum odor present

Casing Diameter	Gallons per Linear Foot
1.25"	0.077
1.5"	0.10
2"	0.16
3"	0.37
3.5"	0.50
4"	0.65
6"	1.46
8"	2.60





# TRINITY

source group, inc.  
Environmental Consultants

500 Chestnut Street, Suite 225  
Santa Cruz, California 95060

## Well Purge and Sampling Log

Site: Kawahara Nursery

Sampler: Eric Choi

Date: 11/14/11

Project #: 307.001.002

Well ID: **MW-4**

Well Diameter	TD BTOC	DTW BTOC	Purge Equipment	Sample Equipment
2"	19.60	10.06	12VDC PUMP	Disposable Bailer

### Purge Volume Calculation

$$TD \underline{19.60} - DTW \underline{10.06} = 9.54 \times \text{Gallons per Linear Foot } \underline{0.116} = 1\frac{1}{2} \times \text{Number of Casings } \underline{3} = \underline{\sim 4\frac{1}{2}} \text{ gallons}$$

Time (24 hour)	1007	1008	1009	1010	1011		
Gallons Purged	1/2	2	3	4	5		
DO (mg/L)	4.00	3.01	2.19	1.58	1.40		
pH	6.96	6.93	6.91	6.91	6.91		
Temperature (°C)	17.3	17.3	17.3	17.3	17.3		
Conductivity (umhos/cm <sup>2</sup> )	846.4	848.5	846.2	844.7	843.3		
ORP (mV)	282	264	245	234	221		
Visual Description	clean →						
Other							
Other							

Sample ID	Time	Quantity	Volume	Type	Preservative	Analysis
MW-4	1014	3	40ml	WCA	HCL	TPHs, BTEX, MTBE
		2	1L	Amber	NONE	8015-TPHd

### Notes:

Casing Diameter	Gallons per Linear Foot
1.25"	0.077
1.5"	0.10
2"	0.16
3"	0.37
3.5"	0.50
4"	0.65
6"	1.46
8"	2.60



# TRINITY

source group, inc.  
Environmental Consultants

500 Chestnut Street, Suite 225  
Santa Cruz, California 95060

## Well Purge and Sampling Log

Site: Kawahara Nursery

Sampler: Eric Choi

Date: 11/14/11

Project #: 307.001.002

Well ID: MW-5

Well Diameter	TD BTOC	DTW BTOC	Purge Equipment	Sample Equipment
2"	19.80	8.45	12VDC PUMP	Disposable Bailer

Purge Volume Calculation

TD 19.80 - DTW 8.45 = 11.35 x Gallons per Linear Foot 0.16 = 1.8 x Number of Casings 3 = 5 1/2 gallons

Time (24 hour)	1027	1028	1029	1030	1031			
Gallons Purged	1	3	4	5	6			
DO (mg/L)	2.10	1.28	1.13	1.01	1.00			
pH	6.90	6.90	6.90	6.90	6.90			
Temperature (°C)	19.1	19.0	19.0	19.0	19.0			
Conductivity (umhos/cm <sup>2</sup> )	900.1	896.7	896.0	895.3	892.9			
ORP (mV)	138	118	110	110	97			
Visual Description	clear	—————→						
Other								
Other								

Sample ID	Time	Quantity	Volume	Type	Preservative	Analysis
MW-5	1034	3	40ml	VOG	HCL	TPH <sub>2</sub> , BTEX, MTR
		2	1L	AMPEL	NONE	TPH <sub>1</sub> -8015

Notes:

Casing Diameter	Gallons per Linear Foot
1.25"	0.077
1.5"	0.10
2"	0.16
3"	0.37
3.5"	0.50
4"	0.65
6"	1.46
8"	2.60

**ATTACHMENT C**

**CERTIFIED ANALYTICAL REPORT,  
CHAIN-OF-CUSTODY AND GEOTRACKER  
UPLOAD DOCUMENTATION**



David Reinsma  
Trinity Source Group  
500 Chestnut St, Suite 225  
Santa Cruz, California 95060  
Tel: 831-426-5600; Cell 831-227 4724  
Fax: 831-426-5602  
Email: dar@tsgcorp.net  
RE: 16550 Ashland Ave

Work Order No.: 1111082

Dear David Reinsma:

Torrent Laboratory, Inc. received 3 sample(s) on November 14, 2011 for the analyses presented in the following Report.

All data for associated QC met EPA or laboratory specification(s) except where noted in the case narrative.

Torrent Laboratory, Inc. is certified by the State of California, ELAP #1991. If you have any questions regarding these test results, please feel free to contact the Project Management Team at (408)263-5258; ext 204.

---

G. Gueorguieva  
Sr. Project Manager

November 21, 2011

---

Date



**Date:** 11/21/2011

---

**Client:** Trinity Source Group

**Project:** 16550 Ashland Ave

**Work Order:** 1111082

### **CASE NARRATIVE**

---

Analytical Comment for W\_TPHDOSG, Note: Due to an incorrect surrogate spike, no surrogate recovery was achieved in the LCS/LCSD for QC Batch ID 407507 although percent recovery of the TPH as Diesel spike was within control limits. All associated samples were spiked with the correct surrogate and all surrogate values were within the laboratory control limits.



### Sample Result Summary

Report prepared for: David Reinsma  
Trinity Source Group

Date Received: 11/14/11

Date Reported: 11/21/11

**MW-3**

1111082-001

<u>Parameters:</u>	<u>Analysis Method</u>	<u>DF</u>	<u>MDL</u>	<u>PQL</u>	<u>Results</u>	<u>Unit</u>
Ethyl Benzene	SW8260B	1	0.15	0.50	6.4	ug/L
m,p-Xylene	SW8260B	1	0.20	1.0	25	ug/L
o-Xylene	SW8260B	1	0.13	0.50	3.8	ug/L
TPH(Gasoline)	8260TPH	1	22	50	480	ug/L
TPH as Diesel (SG)	SW8015B(M)	1	0.0400	0.10	0.11	mg/L

**MW-4**

1111082-002

<u>Parameters:</u>	<u>Analysis Method</u>	<u>DF</u>	<u>MDL</u>	<u>PQL</u>	<u>Results</u>	<u>Unit</u>
--------------------	------------------------	-----------	------------	------------	----------------	-------------

All compounds were non-detectable for this sample.

**MW-5**

1111082-003

<u>Parameters:</u>	<u>Analysis Method</u>	<u>DF</u>	<u>MDL</u>	<u>PQL</u>	<u>Results</u>	<u>Unit</u>
--------------------	------------------------	-----------	------------	------------	----------------	-------------

All compounds were non-detectable for this sample.



## SAMPLE RESULTS

**Report prepared for:** David Reinsma  
Trinity Source Group

**Date Received:** 11/14/11  
**Date Reported:** 11/21/11

<b>Client Sample ID:</b>	MW-3	<b>Lab Sample ID:</b>	1111082-001A
<b>Project Name/Location:</b>	16550 Ashland Ave	<b>Sample Matrix:</b>	Water
<b>Project Number:</b>			
<b>Date/Time Sampled:</b>	11/14/11 / 10:53		

Parameters:	Analysis Method	Prep Date	Date Analyzed	DF	MDL	PQL	Results	Lab Qualifier	Unit	Analytical Batch	Prep Batch
MTBE	SW8260B	NA	11/16/11	1	0.38	0.50	ND		ug/L	407477	NA
Benzene	SW8260B	NA	11/16/11	1	0.33	0.50	ND		ug/L	407477	NA
Toluene	SW8260B	NA	11/16/11	1	0.19	0.50	ND		ug/L	407477	NA
Ethyl Benzene	SW8260B	NA	11/16/11	1	0.15	0.50	6.4		ug/L	407477	NA
m,p-Xylene	SW8260B	NA	11/16/11	1	0.20	1.0	25		ug/L	407477	NA
o-Xylene	SW8260B	NA	11/16/11	1	0.13	0.50	3.8		ug/L	407477	NA
(S) Dibromofluoromethane	SW8260B	NA	11/16/11	1	61.2	131	128		%	407477	NA
(S) Toluene-d8	SW8260B	NA	11/16/11	1	75.1	127	103		%	407477	NA
(S) 4-Bromofluorobenzene	SW8260B	NA	11/16/11	1	64.1	120	98.8		%	407477	NA

Parameters:	Analysis Method	Prep Date	Date Analyzed	DF	MDL	PQL	Results	Lab Qualifier	Unit	Analytical Batch	Prep Batch
TPH(Gasoline)	8260TPH	11/17/11	11/16/11	1	22	50	480	x	ug/L	407477	4149
(S) 4-Bromofluorobenzene	8260TPH	11/17/11	11/16/11	1	41.5	125	77.4		%	407477	4149

**NOTE:** x - Does not match pattern of reference Gasoline standard. Reported TPH value includes significant contribution from heavy end hydrocarbons (possibly aged gasoline or fuel heavier than gasoline but lighter than diesel).

Parameters:	Analysis Method	Prep Date	Date Analyzed	DF	MDL	PQL	Results	Lab Qualifier	Unit	Analytical Batch	Prep Batch
TPH as Diesel (SG)	SW8015B(M)	11/16/11	11/17/11	1	0.0400	0.10	0.11	x	mg/L	407507	4136
Pentacosane (S)	SW8015B(M)	11/16/11	11/17/11	1	57.9	125	103		%	407507	4136

**NOTE:** x- Not typical of Diesel standard pattern (possibly fuel lighter than diesel)



## SAMPLE RESULTS

**Report prepared for:** David Reinsma  
Trinity Source Group

**Date Received:** 11/14/11  
**Date Reported:** 11/21/11

<b>Client Sample ID:</b>	MW-4	<b>Lab Sample ID:</b>	1111082-002A
<b>Project Name/Location:</b>	16550 Ashland Ave	<b>Sample Matrix:</b>	Water
<b>Project Number:</b>			
<b>Date/Time Sampled:</b>	11/14/11 / 10:14		

Parameters:	Analysis Method	Prep Date	Date Analyzed	DF	MDL	PQL	Results	Lab Qualifier	Unit	Analytical Batch	Prep Batch
MTBE	SW8260B	NA	11/16/11	1	0.38	0.50	ND		ug/L	407477	NA
Benzene	SW8260B	NA	11/16/11	1	0.33	0.50	ND		ug/L	407477	NA
Toluene	SW8260B	NA	11/16/11	1	0.19	0.50	ND		ug/L	407477	NA
Ethyl Benzene	SW8260B	NA	11/16/11	1	0.15	0.50	ND		ug/L	407477	NA
m,p-Xylene	SW8260B	NA	11/16/11	1	0.20	1.0	ND		ug/L	407477	NA
o-Xylene	SW8260B	NA	11/16/11	1	0.13	0.50	ND		ug/L	407477	NA
(S) Dibromofluoromethane	SW8260B	NA	11/16/11	1	61.2	131	108		%	407477	NA
(S) Toluene-d8	SW8260B	NA	11/16/11	1	75.1	127	103		%	407477	NA
(S) 4-Bromofluorobenzene	SW8260B	NA	11/16/11	1	64.1	120	100		%	407477	NA

Parameters:	Analysis Method	Prep Date	Date Analyzed	DF	MDL	PQL	Results	Lab Qualifier	Unit	Analytical Batch	Prep Batch
TPH(Gasoline)	8260TPH	11/17/11	11/16/11	1	22	50	ND		ug/L	407477	4149
(S) 4-Bromofluorobenzene	8260TPH	11/17/11	11/16/11	1	41.5	125	75.0		%	407477	4149

Parameters:	Analysis Method	Prep Date	Date Analyzed	DF	MDL	PQL	Results	Lab Qualifier	Unit	Analytical Batch	Prep Batch
TPH as Diesel (SG)	SW8015B(M)	11/16/11	11/17/11	1	0.0400	0.10	ND		mg/L	407507	4136
Pentacosane (S)	SW8015B(M)	11/16/11	11/17/11	1	57.9	125	108		%	407507	4136





## SAMPLE RESULTS

**Report prepared for:** David Reinsma  
Trinity Source Group

**Date Received:** 11/14/11  
**Date Reported:** 11/21/11

<b>Client Sample ID:</b>	MW-5	<b>Lab Sample ID:</b>	1111082-003A
<b>Project Name/Location:</b>	16550 Ashland Ave	<b>Sample Matrix:</b>	Water
<b>Project Number:</b>			
<b>Date/Time Sampled:</b>	11/14/11 / 10:34		

Parameters:	Analysis Method	Prep Date	Date Analyzed	DF	MDL	PQL	Results	Lab Qualifier	Unit	Analytical Batch	Prep Batch
MTBE	SW8260B	NA	11/16/11	1	0.38	0.50	ND		ug/L	407477	NA
Benzene	SW8260B	NA	11/16/11	1	0.33	0.50	ND		ug/L	407477	NA
Toluene	SW8260B	NA	11/16/11	1	0.19	0.50	ND		ug/L	407477	NA
Ethyl Benzene	SW8260B	NA	11/16/11	1	0.15	0.50	ND		ug/L	407477	NA
m,p-Xylene	SW8260B	NA	11/16/11	1	0.20	1.0	ND		ug/L	407477	NA
o-Xylene	SW8260B	NA	11/16/11	1	0.13	0.50	ND		ug/L	407477	NA
(S) Dibromofluoromethane	SW8260B	NA	11/16/11	1	61.2	131	118		%	407477	NA
(S) Toluene-d8	SW8260B	NA	11/16/11	1	75.1	127	102		%	407477	NA
(S) 4-Bromofluorobenzene	SW8260B	NA	11/16/11	1	64.1	120	103		%	407477	NA

Parameters:	Analysis Method	Prep Date	Date Analyzed	DF	MDL	PQL	Results	Lab Qualifier	Unit	Analytical Batch	Prep Batch
TPH(Gasoline)	8260TPH	11/17/11	11/16/11	1	22	50	ND		ug/L	407477	4149
(S) 4-Bromofluorobenzene	8260TPH	11/17/11	11/16/11	1	41.5	125	73.5		%	407477	4149

Parameters:	Analysis Method	Prep Date	Date Analyzed	DF	MDL	PQL	Results	Lab Qualifier	Unit	Analytical Batch	Prep Batch
TPH as Diesel (SG)	SW8015B(M)	11/16/11	11/17/11	1	0.0400	0.10	ND		mg/L	407507	4136
Pentacosane (S)	SW8015B(M)	11/16/11	11/17/11	1	57.9	125	81.3		%	407507	4136



## MB Summary Report

<b>Work Order:</b>	1111082	<b>Prep Method:</b>	NA	<b>Prep Date:</b>	NA	<b>Prep Batch:</b>	NA
<b>Matrix:</b>	Water	<b>Analytical Method:</b>	SW8260B	<b>Analyzed Date:</b>	11/16/11	<b>Analytical Batch:</b>	407477
<b>Units:</b>	ug/L						

Parameters	MDL	PQL	Method Blank Conc.	Lab Qualifier	
Dichlorodifluoromethane	0.41	0.50	ND		
Chloromethane	0.41	0.50	ND		
Vinyl Chloride	0.37	0.50	ND		
Bromomethane	0.37	0.50	ND		
Trichlorofluoromethane	0.34	0.50	ND		
1,1-Dichloroethene	0.29	0.50	ND		
Freon 113	0.38	0.50	ND		
Methylene Chloride	0.18	5.0	ND		
trans-1,2-Dichloroethene	0.31	0.50	ND		
MTBE	0.38	0.50	ND		
tert-Butanol	1.5	5.0	ND		
Diisopropyl ether (DIPE)	0.36	0.50	ND		
1,1-Dichloroethane	0.28	0.50	ND		
ETBE	0.40	0.50	ND		
cis-1,2-Dichloroethene	0.33	0.50	ND		
2,2-Dichloropropane	0.37	0.50	ND		
Bromochloromethane	0.34	0.50	ND		
Chloroform	0.29	0.50	ND		
Carbon Tetrachloride	0.26	0.50	ND		
1,1,1-Trichloroethane	0.32	0.50	ND		
1,1-Dichloropropene	0.40	0.50	ND		
Benzene	0.33	0.50	ND		
TAME	0.32	0.50	ND		
1,2-Dichloroethane	0.28	0.50	ND		
Trichloroethylene	0.38	0.50	ND		
Dibromomethane	0.21	0.50	ND		
1,2-Dichloropropane	0.37	0.50	ND		
Bromodichloromethane	0.23	0.50	ND		
cis-1,3-Dichloropropene	0.30	0.50	ND		
Toluene	0.19	0.50	ND		
Tetrachloroethylene	0.15	0.50	ND		
trans-1,3-Dichloropropene	0.20	0.50	ND		
1,1,2-Trichloroethane	0.20	0.50	ND		
Dibromochloromethane	0.21	0.50	ND		
1,3-Dichloropropane	0.18	0.50	ND		
1,2-Dibromoethane	0.19	0.50	ND		
Chlorobenzene	0.14	0.50	ND		
Ethyl Benzene	0.15	0.50	ND		
1,1,1,2-Tetrachloroethane	0.10	0.50	ND		
m,p-Xylene	0.20	1.0	ND		



### MB Summary Report

<b>Work Order:</b>	1111082	<b>Prep Method:</b>	NA	<b>Prep Date:</b>	NA	<b>Prep Batch:</b>	NA
<b>Matrix:</b>	Water	<b>Analytical Method:</b>	SW8260B	<b>Analyzed Date:</b>	11/16/11	<b>Analytical Batch:</b>	407477
<b>Units:</b>	ug/L						

Parameters	MDL	PQL	Method Blank Conc.	Lab Qualifier	
o-Xylene	0.13	0.50	ND		
Styrene	0.20	0.50	ND		
Bromoform	0.45	1.0	ND		
Isopropyl Benzene	0.28	0.50	ND		
Bromobenzene	0.39	0.50	ND		
1,1,2,2-Tetrachloroethane	0.26	0.50	ND		
n-Propylbenzene	0.30	0.50	ND		
2-Chlorotoluene	0.33	0.50	ND		
1,3,5-Trimethylbenzene	0.20	0.50	0.34		
4-Chlorotoluene	0.32	0.50	ND		
tert-Butylbenzene	0.29	0.50	ND		
1,2,3-Trichloropropane	0.59	1.0	ND		
1,2,4-Trimethylbenzene	0.33	0.50	0.96	B	
sec-Butyl Benzene	0.24	0.50	ND		
p-Isopropyltoluene	0.25	0.50	ND		
1,3-Dichlorobenzene	0.31	0.50	ND		
1,4-Dichlorobenzene	0.37	0.50	ND		
n-Butylbenzene	0.32	0.50	ND		
1,2-Dichlorobenzene	0.39	0.50	ND		
1,2-Dibromo-3-Chloropropane	0.45	1.0	ND		
Hexachlorobutadiene	0.22	0.50	ND		
1,2,4-Trichlorobenzene	0.48	1.0	ND		
Naphthalene	0.57	1.0	ND		
1,2,3-Trichlorobenzene	0.52	1.0	ND		
Ethanol	100	100	ND	TIC	
(S) Dibromofluoromethane			97.7		
(S) Toluene-d8			103		
(S) 4-Bromofluorobenzene			99.0		

<b>Work Order:</b>	1111082	<b>Prep Method:</b>	3510_TPHSG	<b>Prep Date:</b>	11/16/11	<b>Prep Batch:</b>	4136
<b>Matrix:</b>	Water	<b>Analytical Method:</b>	SW8015B(M)	<b>Analyzed Date:</b>	11/17/11	<b>Analytical Batch:</b>	407507
<b>Units:</b>	mg/L						

Parameters	MDL	PQL	Method Blank Conc.	Lab Qualifier	
TPH as Diesel (SG)	0.0440	0.10	ND		
TPH as Motor Oil (SG)	0.0920	0.20	ND		
Pentacosane (S)			106		



### MB Summary Report

<b>Work Order:</b>	1111082	<b>Prep Method:</b>	3510_TPHSG	<b>Prep Date:</b>	11/16/11	<b>Prep Batch:</b>	4136
<b>Matrix:</b>	Water	<b>Analytical Method:</b>	SW8015B(M)	<b>Analyzed Date:</b>	11/17/11	<b>Analytical Batch:</b>	407507
<b>Units:</b>	mg/L						

Parameters	MDL	PQL	Method Blank Conc.	Lab Qualifier
TPH as Diesel (SG)	0.0440	0.10	ND	
TPH as Motor Oil (SG)	0.0920	0.20	ND	
Pentacosane (S)			70.8	

<b>Work Order:</b>	1111082	<b>Prep Method:</b>	5030	<b>Prep Date:</b>	11/17/11	<b>Prep Batch:</b>	4149
<b>Matrix:</b>	Water	<b>Analytical Method:</b>	8260TPH	<b>Analyzed Date:</b>	11/16/11	<b>Analytical Batch:</b>	407477
<b>Units:</b>	ug/L						

Parameters	MDL	PQL	Method Blank Conc.	Lab Qualifier
TPH(Gasoline)	22	50	ND	
(S) 4-Bromofluorobenzene			79.9	



## LCS/LCSD Summary Report

*Raw values are used in quality control assessment.*

<b>Work Order:</b>	1111082	<b>Prep Method:</b>	NA	<b>Prep Date:</b>	NA	<b>Prep Batch:</b>	NA
<b>Matrix:</b>	Water	<b>Analytical Method:</b>	SW8260B	<b>Analyzed Date:</b>	11/16/11	<b>Analytical Batch:</b>	407477
<b>Units:</b>	ug/L						

Parameters	MDL	PQL	Method Blank Conc.	Spike Conc.	LCS % Recovery	LCSD % Recovery	LCS/LCSD % RPD	% Recovery Limits	% RPD Limits	Lab Qualifier
1,1-Dichloroethene	0.29	0.50	ND	17.04	94.7	99.3	5.01	61.4 - 129	30	
Benzene	0.33	0.50	ND	17.04	100	104	3.39	66.9 - 140	30	
Trichloroethylene	0.38	0.50	ND	17.04	95.0	94.3	0.862	69.3 - 144	30	
Toluene	0.19	0.50	ND	17.04	96.7	99.8	3.03	76.6 - 123	30	
Chlorobenzene	0.14	0.50	ND	17.04	98.5	97.7	0.945	73.9 - 137	30	
(S) Dibromofluoromethane			ND	11.36	105	103		61.2 - 131		
(S) Toluene-d8			ND	11.36	103	103		75.1 - 127		
(S) 4-Bromofluorobenzene			ND	11.36	98.5	99.7		64.1 - 120		

<b>Work Order:</b>	1111082	<b>Prep Method:</b>	3510_TPHSG	<b>Prep Date:</b>	11/16/11	<b>Prep Batch:</b>	4136
<b>Matrix:</b>	Water	<b>Analytical Method:</b>	SW8015B(M)	<b>Analyzed Date:</b>	11/17/11	<b>Analytical Batch:</b>	407507
<b>Units:</b>	mg/L						

Parameters	MDL	PQL	Method Blank Conc.	Spike Conc.	LCS % Recovery	LCSD % Recovery	LCS/LCSD % RPD	% Recovery Limits	% RPD Limits	Lab Qualifier
TPH as Diesel (SG)	0.0440	0.10	ND	1	61.8	64.2	3.84	34.5 - 95.6	30	

<b>Work Order:</b>	1111082	<b>Prep Method:</b>	5030	<b>Prep Date:</b>	11/17/11	<b>Prep Batch:</b>	4149
<b>Matrix:</b>	Water	<b>Analytical Method:</b>	8260TPH	<b>Analyzed Date:</b>	11/16/11	<b>Analytical Batch:</b>	407477
<b>Units:</b>	ug/L						

Parameters	MDL	PQL	Method Blank Conc.	Spike Conc.	LCS % Recovery	LCSD % Recovery	LCS/LCSD % RPD	% Recovery Limits	% RPD Limits	Lab Qualifier
TPH(Gasoline)	22	50	ND	227.27	103	89.4	14.5	52.4 - 127	30	
(S) 4-Bromofluorobenzene			79.9	11.36	88.7	78.6		41.5 - 125		



## Laboratory Qualifiers and Definitions

### DEFINITIONS:

<b>Accuracy/Bias (% Recovery)</b> - The closeness of agreement between an observed value and an accepted reference value.
<b>Blank (Method/Preparation Blank)</b> -MB/PB - An analyte-free matrix to which all reagents are added in the same volumes/proportions as used in sample processing. The method blank is used to document contamination resulting from the analytical process.
<b>Duplicate</b> - a field sample and/or laboratory QC sample prepared in duplicate following all of the same processes and procedures used on the original sample (sample duplicate, LCSD, MSD)
<b>Laboratory Control Sample (LCS ad LCSD)</b> - A known matrix spiked with compounds representative of the target analyte(s). This is used to document laboratory performance.
<b>Matrix</b> - the component or substrate that contains the analyte of interest (e.g., - groundwater, sediment, soil, waste water, etc)
<b>Matrix Spike (MS/MSD)</b> - Client sample spiked with identical concentrations of target analyte (s). The spiking occurs prior to the sample preparation and analysis. They are used to document the precision and bias of a method in a given sample matrix.
<b>Method Detection Limit (MDL)</b> - the minimum concentration of a substance that can be measured and reported with a 99% confidence that the analyte concentration is greater than zero
<b>Practical Quantitation Limit (PQL)</b> - a laboratory determined value at 2 to 5 times above the MDL that can be reproduced in a manner that results in a 99% confidence level that the result is both accurate and precise. PQLs reflect all preparation factors and/or dilution factors that have been applied to the sample during the preparation and/or analytical processes.
<b>Precision (%RPD)</b> - The agreement among a set of replicate/duplicate measurements without regard to known value of the replicates
<b>Surrogate (S) or (Surr)</b> - An organic compound which is similar to the target analyte(s) in chemical composition and behavior in the analytical process, but which is not normally found in environmental samples. Surrogates are used in most organic analysis to demonstrate matrix compatibility with the chosen method of analysis
<b>Tentatively Identified Compound (TIC)</b> - A compound not contained within the analytical calibration standards but present in the GCMS library of defined compounds. When the library is searched for an unknown compound, it can frequently give a tentative identification to the compound based on retention time and primary and secondary ion match. TICs are reported as estimates and are candidates for further investigation.
<b>Units:</b> the unit of measure used to express the reported result - <b>mg/L</b> and <b>mg/Kg</b> (equivalent to PPM - parts per million in <b>liquid</b> and <b>solid</b> ), <b>ug/L</b> and <b>ug/Kg</b> (equivalent to PPB - parts per billion in <b>liquid</b> and <b>solid</b> ), <b>ug/m<sup>3</sup></b> , <b>mg.m<sup>3</sup></b> , <b>ppbv</b> and <b>ppmv</b> (all units of measure for reporting concentrations in air), % (equivalent to 10000 ppm or 1,000,000 ppb), <b>ug/Wipe</b> ( concentration found on the surface of a single Wipe usually taken over a 100cm <sup>2</sup> surface)

### LABORATORY QUALIFIERS:

<p><b>B</b> - Indicates when the analyte is found in the associated method or preparation blank</p> <p><b>D</b> - Surrogate is not recoverable due to the necessary dilution of the sample</p> <p><b>E</b> - Indicates the reportable value is outside of the calibration range of the instrument but within the linear range of the instrument (unless otherwise noted) Values reported with an E qualifier should be considered as estimated.</p> <p><b>H</b>- Indicates that the recommended holding time for the analyte or compound has been exceeded</p> <p><b>J</b>- Indicates a value between the method MDL and PQL and that the reported concentration should be considered as estimated rather the quantitative</p> <p><b>NA</b> - Not Analyzed</p> <p><b>N/A</b> - Not Applicable</p> <p><b>NR</b> - Not recoverable - a matrix spike concentration is not recoverable due to a concentration within the original sample that is greater than four times the spike concentration added</p> <p><b>R</b>- The % RPD between a duplicate set of samples is outside of the absolute values established by laboratory control charts</p> <p><b>S</b>- Spike recovery is outside of established method and/or laboratory control limits. Further explanation of the use of this qualifier should be included within a case narrative</p> <p><b>X</b> -Used to indicate that a value based on pattern identification is within the pattern range but not typical of the pattern found in standards. Further explanation may or may not be provided within the sample footnote and/or the case narrative.</p>
---



## Sample Receipt Checklist

Client Name: Trinity Source Group

Project Name: 16550 Ashland Ave

Work Order No.: 1111082

Date and Time Received: 11/14/2011 12:30

Received By: GG

Physically Logged By: GG

Checklist Completed By: GG

Carrier Name: Client Drop Off

### Chain of Custody (COC) Information

Chain of custody present? Yes  
Chain of custody signed when relinquished and received? Yes  
Chain of custody agrees with sample labels? Yes  
Custody seals intact on sample bottles? No

### Sample Receipt Information

Custody seals intact on shipping container/cooler? No  
Shipping Container/Cooler In Good Condition? Yes  
Samples in proper container/bottle? Yes  
Samples containers intact? Yes  
Sufficient sample volume for indicated test? Yes

### Sample Preservation and Hold Time (HT) Information

All samples received within holding time? Yes  
Container/Temp Blank temperature in compliance? Temperature: 14 °C  
Water-VOA vials have zero headspace? No  
Water-pH acceptable upon receipt? N/A  
pH Checked by: GG pH Adjusted by:

All samples present



## Login Summary Report

**Client ID:** TL5109      Trinity Source Group  
**Project Name:** 16550 Ashland Ave  
**Project # :**  
**Report Due Date:** 11/21/2011

**QC Level:**  
**TAT Requested:** 5+ day:0  
**Date Received:** 11/14/2011  
**Time Received:** 12:30

**Comments:**

**Work Order # :** 1111082

<u>WO Sample ID</u>	<u>Client Sample ID</u>	<u>Collection Date/Time</u>	<u>Matrix</u>	<u>Scheduled Disposal</u>	<u>Sample On Hold</u>	<u>Test On Hold</u>	<u>Requested Tests</u>	<u>Subbed</u>
1111082-001A	MW-3	11/14/11 10:53	Water	12/29/11			EDF W_GCMS-GRO W_8260MBTEX W_TPHDOSG	
<b>Sample Note:</b> TPH Diesel only SG clean up								
1111082-002A	MW-4	11/14/11 10:14	Water	12/29/11			W_GCMS-GRO W_8260MBTEX W_TPHDOSG	
1111082-003A	MW-5	11/14/11 10:34	Water	12/29/11			W_GCMS-GRO W_TPHDOSG W_8260MBTEX	





483 Sinclair Frontage Road  
 Milpitas, CA 95035  
 Phone: 408.263.5258  
 FAX: 408.263.8293  
 www.torrentlab.com

## CHAIN OF CUSTODY

LAB WORK ORDER NO

1111082

**NOTE: SHADED AREAS ARE FOR TORRENT LAB USE ONLY**

Company Name: TRINITY SAMPLE GROUP, INC.			Location of Sampling: 16550 Ashland Ave, San Lorenzo		
Address: 500 Chestnut St. Ste 225			Purpose: 2nd FAZCL GUM eunt		
City: Santa Cruz	State: CA	Zip Code: 95060	Special Instructions / Comments:		
Telephone: (31) 426-5600 FAX: (31) 426-5602			Global ID: T0600101605		
REPORT TO: DAVID REINSMAN		SAMPLER: EPICCHOL	P.O. #: 307.01.02		EMAIL: lab@trinitycgmil.com

<b>TURNAROUND TIME:</b>		<b>SAMPLE TYPE:</b>		<b>REPORT FORMAT:</b>	
<input type="checkbox"/> 10 Work Days	<input type="checkbox"/> 3 Work Days	<input type="checkbox"/> Storm Water	<input type="checkbox"/> Air	<input type="checkbox"/> QC Level IV	
<input type="checkbox"/> 7 Work Days	<input type="checkbox"/> 2 Work Days	<input type="checkbox"/> Waste Water	<input type="checkbox"/> Other	<input checked="" type="checkbox"/> EDF	
<input checked="" type="checkbox"/> 5 Work Days	<input type="checkbox"/> 1 Work Day	<input checked="" type="checkbox"/> Ground Water		<input type="checkbox"/> Excel / EDD	
	<input type="checkbox"/> Other	<input type="checkbox"/> Soil			

LAB ID	CLIENT'S SAMPLE I.D.	DATE / TIME SAMPLED	MATRIX	# OF CONT	CONT TYPE	EPA 8260B - Full List	EPA 8260B - 8010 List	THP gas	Oxygenates	THP Diesel	Motor Oil	Pesticide - 8081	PCB - 8082	ANALYSIS REQUESTED			REMARKS		
														Metals - 17	LUFT 5	8270 Full List			
001A	MW-3	11/14/11e 1053	WATER 2nd FAZCL GUM eunt	2	2 AMPER			X	X	X	X			X	X	X			
002A	MW-4	11/14/11e 1014	↓	↓	↓			↓	↓	↓	↓			↓	↓	↓			
003A	MW-5	11/14/11e 1034	↓	↓	↓			↓	↓	↓	↓			↓	↓	↓			

Relinquished By: [Signature]	Print: EPICCHOL	Date: 11/14/11e	Time: 1230	Received By: [Signature]	Print: G. Guerniguer	Date: 11/14/11	Time: 12:30pm
2 Relinquished By:	Print:	Date:	Time:	Received By:	Print:	Date:	Time:

Were Samples Received in Good Condition?  Yes  NO Samples on Ice?  Yes  NO Method of Shipment \_\_\_\_\_ Sample seals intact?  Yes  NO  N/A

NOTE: Samples are discarded by the laboratory 30 days from date of receipt unless other arrangements are made. Page 1 of 1

Log In By: \_\_\_\_\_ Date: \_\_\_\_\_ Log In Reviewed By: \_\_\_\_\_ Date: \_\_\_\_\_

---

STATE WATER RESOURCES CONTROL BOARD  
**GEOTRACKER ESI**

UPLOADING A GEO\_WELL FILE

**SUCCESS**

Processing is complete. No errors were found!  
Your file has been successfully submitted!

<b><u>Submittal Type:</u></b>	GEO_WELL
<b><u>Submittal Title:</u></b>	SECONDQUARTER2011DEPTH-TO-WATERDATA
<b><u>Facility Global ID:</u></b>	T0609500161
<b><u>Facility Name:</u></b>	BEACON 12405
<b><u>File Name:</u></b>	GEO_WELL.zip
<b><u>Organization Name:</u></b>	Trinity Source Group, Inc.
<b><u>Username:</u></b>	TRINITY SOURCE GROUP
<b><u>IP Address:</u></b>	69.198.129.110
<b><u>Submittal Date/Time:</u></b>	11/15/2011 1:57:10 PM
<b><u>Confirmation Number:</u></b>	1958356499

Copyright © 2011 State of California

---

STATE WATER RESOURCES CONTROL BOARD  
**GEOTRACKER ESI**

UPLOADING A EDF FILE

**SUCCESS**

Processing is complete. No errors were found!  
Your file has been successfully submitted!

<b><u>Submittal Type:</u></b>	EDF - Monitoring Report - Semi-Annually
<b><u>Submittal Title:</u></b>	SECONDSEMI-ANNUAL2011GROUNDWATERDATA
<b><u>Facility Global ID:</u></b>	T0600101605
<b><u>Facility Name:</u></b>	KAWAHARA NURSERY
<b><u>File Name:</u></b>	TSG 1111082 16550 Ashland Ave EDF.zip
<b><u>Organization Name:</u></b>	Trinity Source Group, Inc.
<b><u>Username:</u></b>	TRINITY SOURCE GROUP
<b><u>IP Address:</u></b>	69.198.129.110
<b><u>Submittal Date/Time:</u></b>	11/23/2011 8:02:33 AM
<b><u>Confirmation Number:</u></b>	8707120537

[VIEW QC REPORT](#)

[VIEW DETECTIONS REPORT](#)

Copyright © 2011 State of California

---

STATE WATER RESOURCES CONTROL BOARD  
**GEOTRACKER ESI**

UPLOADING A GEO\_REPORT FILE

**SUCCESS**

Your GEO\_REPORT file has been successfully submitted!

<b><u>Submittal Type:</u></b>	GEO_REPORT
<b><u>Report Title:</u></b>	SECONDSEMI-ANNUAL2011GROUNDWATERMONITORINGREPORT
<b><u>Report Type:</u></b>	Monitoring Report - Semi-Annually
<b><u>Report Date:</u></b>	1/11/2012
<b><u>Facility Global ID:</u></b>	T0600101605
<b><u>Facility Name:</u></b>	KAWAHARA NURSERY
<b><u>File Name:</u></b>	RO#0000291_Second Semi-Annual 2011Groundwater Monitoring Report_2012-11-01.pdf
<b><u>Organization Name:</u></b>	Trinity Source Group, Inc.
<b><u>Username:</u></b>	TRINITY SOURCE GROUP
<b><u>IP Address:</u></b>	69.198.129.110
<b><u>Submittal Date/Time:</u></b>	1/11/2012 2:47:05 PM
<b><u>Confirmation Number:</u></b>	4644047558

Copyright © 2012 State of California

**ATTACHMENT D**  
**PURGE WATER DISPOSAL DOCUMENTATION**

<b>NON-HAZARDOUS WASTE MANIFEST</b>	1. Generator ID Number <b>N/A</b>	2. Page 1 of <b>1</b>	3. Emergency Response Phone <b>888-641-3940</b>	4. Waste Tracking Number <b>NH14910-N</b>	
5. Generator's Name and Mailing Address <b>KAWAHARA NURSERY 16550 ASHLAND AVE SAN LORENZO, CA 94580</b>					
Generator's Site Address (if different than mailing address)					
Generator's Phone: <b>831-227-0549</b>					
6. Transporter 1 Company Name <b>ENVIRONMENTAL LOGISTICS, INC</b>			U.S. EPA ID Number <b>CAR000217513</b>		
7. Transporter 2 Company Name			U.S. EPA ID Number		
8. Designated Facility Name and Site Address <b>FILTER RECYCLING SERVICES, INC. 180 WEST MONTE AVENUE RIALTO, CA 92316 USA</b>			U.S. EPA ID Number <b>CAD982444481</b>		
Facility's Phone: <b>800-698-4377</b>					
9. Waste Shipping Name and Description		10. Containers		11. Total Quantity	12. Unit Wt./Vol.
		No.	Type		
1. <b>NON HAZARDOUS WASTE LIQUID(PURGE WATER)</b>		<b>1</b>	<b>DM</b>	<b>55</b>	<b>G</b>
2.					
3.					
4.					
13. Special Handling Instructions and Additional Information <b>9B1) PURGE WATER #09081201 1X55 MTL off WEAR APPROPRIATE PPE INV# 14910-N</b>					
14. GENERATOR'S CERTIFICATION: I certify the materials described above on this manifest are not subject to federal regulations for reporting proper disposal of Hazardous Waste.					
Generator's/Officer's Printed/Typed Name <b>ERNESTO ROQUE</b>		Signature <i>Ernesto Roque</i>		Month Day Year <b>11 18 11</b>	
15. International Shipments <input type="checkbox"/> Import from U.S. <input type="checkbox"/> Export from U.S. Port of entry/exit: _____ Date leaving U.S.: _____					
16. Transporter Acknowledgment of Receipt of Materials					
Transporter 1 Printed/Typed Name <b>Rene Martinez</b>		Signature <i>Rene A Martinez</i>		Month Day Year <b>11 18 11</b>	
Transporter 2 Printed/Typed Name		Signature		Month Day Year	
17. Discrepancy					
17a. Discrepancy Indication Space <input type="checkbox"/> Quantity <input type="checkbox"/> Type <input type="checkbox"/> Residue <input type="checkbox"/> Partial Rejection <input type="checkbox"/> Full Rejection					
17b. Alternate Facility (or Generator) Manifest Reference Number: _____ U.S. EPA ID Number _____					
Facility's Phone: _____					
17c. Signature of Alternate Facility (or Generator) _____ Month Day Year _____					
18. Designated Facility Owner or Operator: Certification of receipt of materials covered by the manifest except as noted in Item 17a					
Printed/Typed Name		Signature		Month Day Year	