



July 28, 2000

Barney Chan
Alameda County Health Care Services Agency
1131 Harbor Bay Parkway
Alameda, California 94502

5552

00 JUL 31 PM 4:02
RECEIVED
FACILITY

RE: **Second Quarter 2000**
Bucate Plata
489 43rd Street
Oakland, California
Weiss Job #138-1231-2

Dear Mr. Chan:

This status report satisfies the quarterly reporting requirements described in California Administrative Code Title 23 Waters, Division 3, Chapter 16, Article 5, Section 2652.d for the above referenced Site. A Site background, a summary of activities performed in the second quarter 2000, and proposed activities for the third quarter 2000, are presented below.

At the request of the Alameda County Health Care Services Agency (ACHCSA), Weiss attempted to complete the ground water monitoring in conjunction with the monitoring for the Site located upgradient and across the street. However, due to last minute scheduling changes at the adjacent site this was not possible. Weiss collected data on June 29, 2000 and the adjacent site's data was collected on July 5, 2000.

SITE BACKGROUND

Location

The subject property is located at 489 43rd Street in Oakland, California (Figure 1). The subject Site consists of a commercial building occupying a corner lot (Figure 2). The building is adjacent to the sidewalk on 43rd Street and has a frontage on Telegraph Avenue.

Hydrogeology

The subsurface consists of sandy silt and silty sand to 5 feet below ground surface (ft bgs), silty clay to 10 ft bgs, and gravelly sand 10 ft bgs to 15 ft bgs. A range of clayey silt to sandy silt exists from 15 ft bgs to a depth of 20.2 ft bgs. Based on ground water depth data collected in March

2000, the shallow ground water was generally flowing to the south-southwest as had been reported in previous years.

Adjacent Petroleum Hydrocarbon Sources

There is a reported release from the former USTs located at 490 43rd Street, across the street and upgradient of the subject Site. The 490 43rd Street USTs reportedly contained gasoline and paint thinner. Three ground water monitoring wells were installed at the 490 43rd Street site in 1993. Total Petroleum Hydrocarbons as Gasoline (TPH-G), Total Petroleum Hydrocarbons as Paint Thinner (TPH-PT), and benzene, toluene, ethyl benzene and xylenes (BTEX) have been detected in ground water samples from all three wells. A fourth well was requested by ACHCSA, so MW-4 was installed on July 23, 1999. Figure 2 shows the arrangement of the subject Site and the site across the street.

Extent of Subsurface Hydrocarbons

A former underground storage tank (UST) was located at the subject Site under the north sidewalk of 489 43rd Street, approximately 90 ft east of the intersection of 43rd Street and Telegraph Avenue in Oakland. The UST was removed by Accutite Environmental Engineering in September 1995. Laboratory analysis of soil samples collected from beneath the UST detected maximum concentrations of 1,900 parts per million (ppm) TPH-G, 1,300 ppm Total Petroleum Hydrocarbons as Diesel (TPH-D), 0.2 ppm benzene, 0.46 ppm toluene, 17 ppm ethylbenzene, 48 ppm total xylenes, and 1,300 ppm methyl tertiary-butyl ether (MTBE).

On May 29, 1998, Weiss drilled one borehole (SB-01) on the down-gradient side of the subject site's former UST location and advanced the borehole to a total depth of 12 ft bgs. The soil sample was reported to have no contaminants of concern above the laboratory detection limits. The ground water sample was reported to have a TPH-G concentration of 18,000 parts per billion (ppb), a benzene concentration of 2,400 ppb, a TPH-PT concentration of 8,800 ppb, and an MTBE concentration of <350 ppb. The laboratory indicated that the TPH-G and TPH-PT results included a large fraction of an unmodified or weakly modified gasoline. Due to the interference from the TPH-G concentration, the laboratory had to raise the MTBE reporting limit to 350 ppb.

A monitoring well was installed on October 29, 1999 and was developed on November 2, 1999 using surge block agitation and bailer excavation. The soil sample collected during well installation reported to have no contaminants of concern above the laboratory detection limits. The ground water sample collected during well development was reported to have the following concentrations: 380 micrograms per Liter ($\mu\text{g/L}$) TPH-G, 0.77 $\mu\text{g/L}$ benzene, 3.5 $\mu\text{g/L}$ toluene, 2.1 $\mu\text{g/L}$ ethyl benzene, 1.6 $\mu\text{g/L}$ xylenes and 240 $\mu\text{g/L}$ paint thinner. Results of the ground water sampling after the well development are in Table 1. TPH-D, MTBE and lead were reported as being below the laboratory detection limit for the ground water sample. The paint thinner is believed to be a result of past activities involving a paint thinner tank located at the site across the street. The BTEX results were below each of the California Department of Health Services maximum contaminant levels (MCLs) for ground water.

SECOND QUARTER 2000 ACTIVITIES

Second quarter activities were as follows:

- Weiss coordinated with ACC Environmental (without success) to conduct ground water monitoring for the site across the street at the same time we collected samples and monitored at the subject site. The sites were sampled within one week of each other. Weiss and ACC exchanged data from the sampling events including ground water levels and analytical results.
- Weiss measured ground water depth and collected ground water samples from the Site monitoring well on June 29, 2000. The samples were submitted to a state-certified analytical laboratory. The sample collection records are included as Attachment A, and the certified analytic report and chain-of-custody form are included as Attachment B.
- Weiss calculated ground water elevations, contoured ground water elevations (Figure 2), and compiled analytic data (Table 1).
- Weiss completed this quarterly monitoring report for submittal to ACHCSA.


PLANNED THIRD QUARTER 2000 ACTIVITIES

Anticipated third quarter activities include:

- Collecting a water level measurement and water samples from the well in conjunction with the site across the street.
- Submitting a quarterly monitoring report detailing activities conducted during the quarter.
- Preparing bid documents for the excavation of the former UST tank pit at the subject site.

Please call me at (510) 450-6124 if you have any questions or comments.

Sincerely,
Weiss Associates



Melissa Chamberlain
Senior Staff Engineer

Attachments Figures
 Table
 Attachment A—Water Sample Collection Forms
 Attachment B—Laboratory Reports and Chain-of-Custody Forms

cc Rom Simpson Bucate Plata P O Box 3090 Berkeley CA 94703

MIC alt1 bucate.1231 reports00q2r1.doc

FIGURES

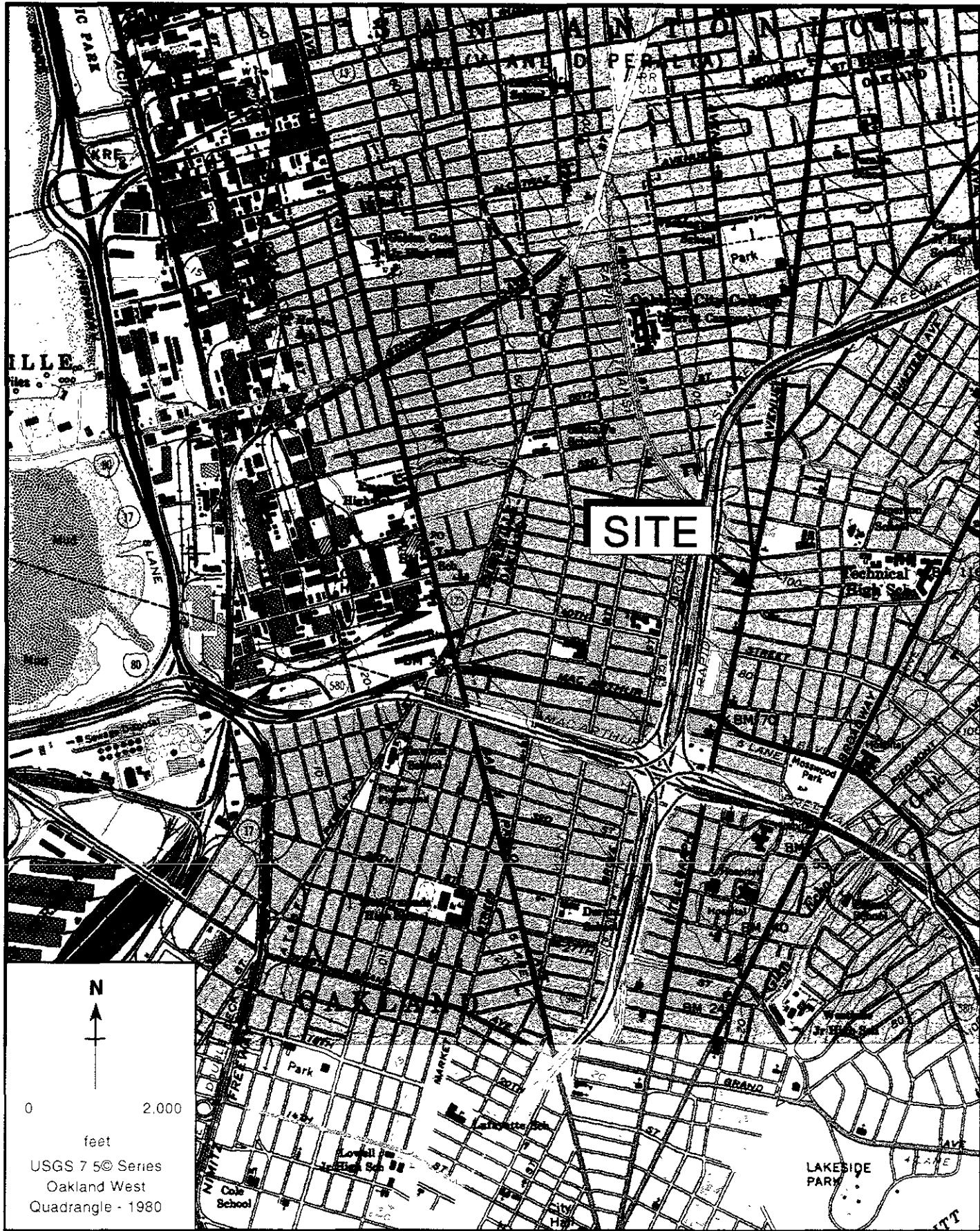


Figure 1. Site Location, 489 43rd Street, Oakland, California

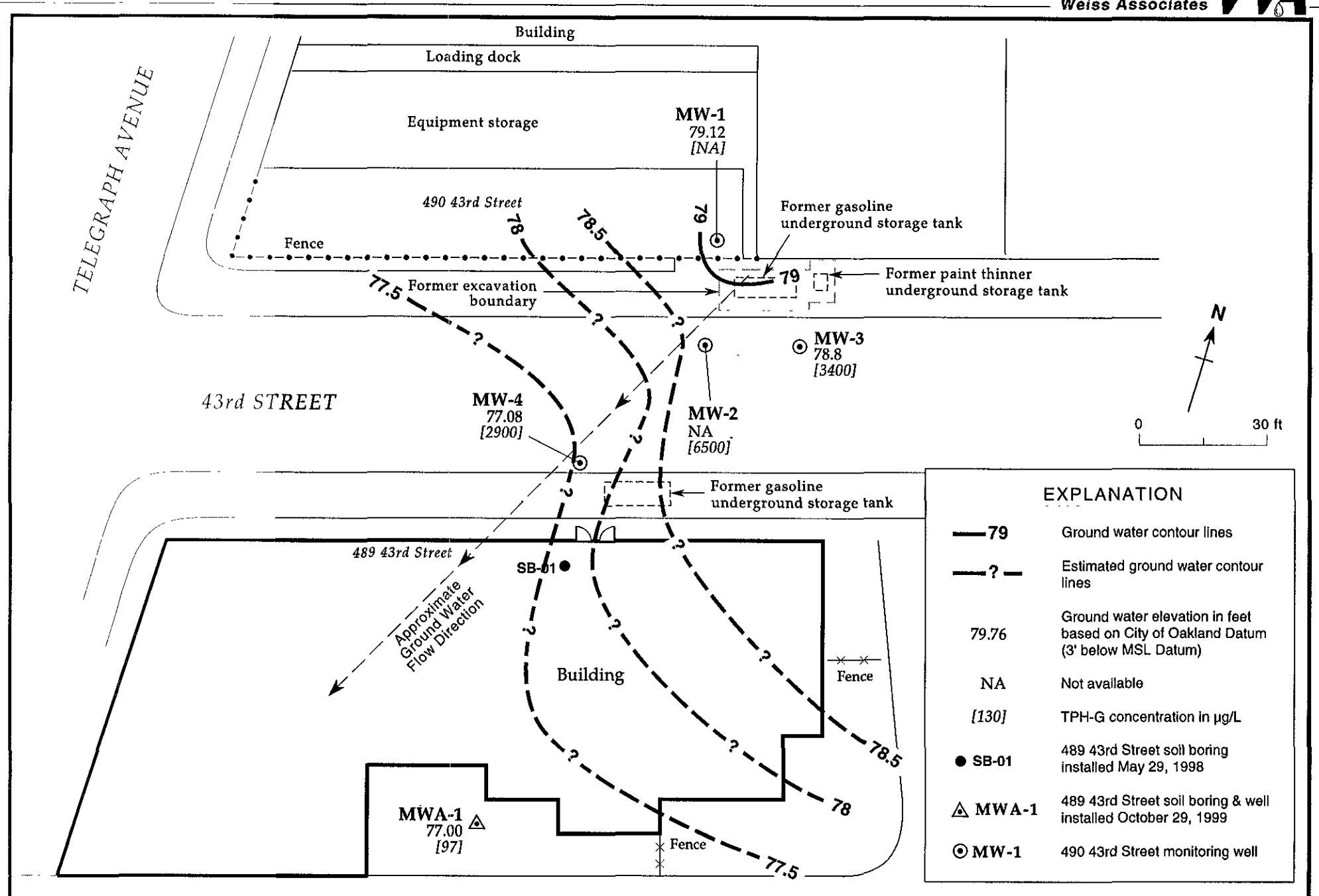


Figure 2 Quarterly Sampling Data, June 29, 2000 - 489 43rd Street, Oakland, California

TABLE

Table E. Ground Water Sampling and Analyses, Quarterly Well Sampling on March 27, 2000—489 43rd Street, Bucate Plata judgment

Location	Date	Matrix Sampled	TPH-D µg/L	TPH-G µg/L	Benzene µg/L	Toluene µg/L	Ethyl benzene µg/L	Xylenes µg/L	MTBE µg/L	Lead µg/L	Paint Thinner µg/L
MWA 1	12/20/99	Water	57	110	ND	0.79	ND	ND	ND	ND	ND
MWA 1	3/27/00	Water	ND	84	ND	ND	ND	ND	ND	ND	75
MWA 1	6/29/00	Water	ND	97	ND	ND	ND	ND	ND	ND	51
Laboratory Detection Limit		Water	50	50	0.50	0.50	0.50	0.50	5.0	5.0	50
Maximum Contaminant Level (set by the California Dept of Health Services)			N/A	N/A	1.0	150	700	1750	N/A	N/A	N/A

Legend

All results are expressed in µg/L unless otherwise noted

N/A = Not available

ND = at or below laboratory detection limit.

TPH-D = total petroleum hydrocarbons as diesel

TPH-G = total petroleum hydrocarbons as gasoline

Paint Thinner = total petroleum hydrocarbons as paint thinner

Note 1: The State of California has not yet developed a final MCL for MTBE. The State is proposing a primary MCL of 13 µg/L for MTBE and a secondary MCL of 5 µg/L.

Note 2: The State of California has not established an MCL for lead, but the USEPA has established a lead MCL of 15 µg/L.

ATTACHMENT A

WATER SAMPLE COLLECTION FORMS

WATER SAMPLING DATA



Job Name: Bacate Plots Job #: 138-1231-2 Sample ID #: MWA-1 Well Name: MWA-1
 Sampled By: Gary C. Date: 6/29/00

SAMPLE TYPE	<input checked="" type="checkbox"/> Original	<input type="checkbox"/> Duplicate	<input type="checkbox"/> Trip Blank	<input type="checkbox"/> Equip. Blank	<input type="checkbox"/> Other:
WEATHER	<input checked="" type="checkbox"/> Sunny	<input type="checkbox"/> Cloudy	<input type="checkbox"/> Rainy	<input type="checkbox"/> Overcast	<input type="checkbox"/> Windy
WELL TYPE	<input checked="" type="checkbox"/> Monitoring	<input type="checkbox"/> Extraction	<input type="checkbox"/> Piezometer	<input type="checkbox"/> Other:	

WELL MEASUREMENTS		Measurements
Depth to Water	DTW	1227 Ft.
Depth to Product	DTP	N/P Ft.
Product Thickness	PT	1 Ft.
Specified Well Depth	SWD	1 Ft.
Measured Well Depth	MWD	19.94 Ft.
Well Diameter	D	21 In.

Well Conditions	casing, plugs, seal, vault
OK	<input checked="" type="checkbox"/>
Comments:	

Formulas/Conversions
 r = well radius in ft.
 h = ht of water col in ft.
 vol. in cyl. - $\pi r^2 h$
 7.48 gal/ft³
 V_{2"} casing = 0.163 gal/ft
 V_{3"} casing = 0.367 gal/ft
 V_{4"} casing = 0.653 gal/ft
 V_{4.5"} casing = 0.826 gal/ft
 V_{6"} casing = 1.47 gal/ft
 V_{8"} casing = 2.61 gal/ft

EVACUATION CALCULATIONS	Formula	Value	Actual gal. Evacuated:
Standing Water Height	SWH=MWD - DTW	7.70 ft.	
Well Casing Volume	WCV=SWH * V _D	1.25 gal.	
Well Casings Volumes to be Evacuated	N	3	
Total to be Evacuated:	=WCV * N	3.76 gal	

Evacuation Equipment/Decontamination	
Dedicated <input type="checkbox"/> Yes <input type="checkbox"/> No	Equipment: <u>Disposable Sailer</u>
<input type="checkbox"/> Steam <input type="checkbox"/> Alconox <input type="checkbox"/> DI Water <input type="checkbox"/> Other	

MEASUREMENTS						
Volume Purged	Time	Temp. °C	Ec SC/Φmhos	pH	Other	
1	810	68.6	0.42 x1000	7.3	Brown	
3	817	65.3	0.41 x1000	6.9	Brown	
4	821	65.0	0.39 x1000	6.7	4-Brown	
Time/Start Totalizer:			Time/End Totalizer:			

WELL RECOVERY	
DTW @ Sample	15.4H
MWD - 80%HWC = 80%DTW	
Evacuated Dry <input type="checkbox"/> Yes <input checked="" type="checkbox"/> No	

SAMPLE DESCRIPTION	
Color:	<u>lt. Brown</u>
Odor:	<u>N/A</u>
Solids:	<u>N/A</u>

CALIBRATION				SAMPLE TIME/METHOD	
Meter Type	Manufacturer	ID Number	Calibration Performed	Time:	
pH	<u>St. H.</u>		<input type="checkbox"/> 4 <input type="checkbox"/> 7 <input type="checkbox"/> 10	8:30	Dedicated <input type="checkbox"/> Yes <input checked="" type="checkbox"/> No
Conductivity	<u>Hydric</u>				Equipment: <u>Disposable Sailer</u>
Other					Comments on Back <input type="checkbox"/>

WATER LEVELS

Job Name: Sunrise Plaza Method / Equipment: Soil/H₂O Interface
 WA Job #: 1731-2 Date Measured: 6/29/00
 Initials: Gary C.

Well ID	Measurement Point	T.O.C. Elevation	Historical D.T.W.		Field D.T.W.	Clock Time (Military)	Comments (Well condition special access, etc.)
			2nd Most Recent Date:	Most Recent Date			
MWA-1	TC				12.27	802 ²	DTB 19.99

ATTACHMENT B

LABORATORY REPORTS AND CHAIN-OF-CUSTODY FORMS

CHROMALAB, INC.

Environmental Services (SDB)

Submission #: 2000-07-0005

Date: July 10, 2000

Weiss Associates

5801 Christie Ave, Suite 600
Emeryville, CA 94608-1827

Attn.: Ms. Melissa Chamberlain


Project: 128-1231-2
Bucate Pata

Dear Ms. Chamberlain,

Attached is our report for your samples received on Friday June 30, 2000
This report has been reviewed and approved for release. Reproduction of this report
is permitted only in its entirety.

Please note that any unused portion of the samples will be discarded after July 30, 2000
unless you have requested otherwise. We appreciate the opportunity to be of service to you.
If you have any questions, please call me at (925) 484-1919. You can also contact me via email.
My email address is: asalimpour@chromalab.com

Sincerely,



Afsaneh Salimpour

CHROMALAB, INC.

Environmental Services (SDB)

Submission #: 2000-07-0005

Gas/BTEX and MTBE

Weiss Associates

✉ 5801 Christie Ave, Suite 600
Emeryville, CA 94608-1827

Attn: Melissa Chamberlain

Phone: (510) 450-6000 Fax: (510) 547-5043

Project #: 128-1231-2

Project: Bucate Pata

Samples Reported

Sample ID	Matrix	Date Sampled	Lab #
MWA-1	Water	06/29/2000 08:30	1

CHROMALAB, INC.

Environmental Services (SDB)

Submission #: 2000-07-0005

To: **Weiss Associates**

Test Method: 8020
8015M

Attn.: Melissa Chamberlain

Prep Method: 5030

Gas/BTEX and MTBE

Sample ID: MWA-1	Lab Sample ID: 2000-07-0005-001
Project: 128-1231-2 Bucate Pata	Received: 06/30/2000 16:21
Sampled: 06/29/2000 08:30	Extracted: 07/08/2000 00:51
Matrix: Water	QC-Batch: 2000/07/07-01.01

Compound	Result	Rep.Limit	Units	Dilution	Analyzed	Flag
Gasoline	97	50	ug/L	1.00	07/08/2000 00:51	
Benzene	ND	0.50	ug/L	1.00	07/08/2000 00:51	
Toluene	ND	0.50	ug/L	1.00	07/08/2000 00:51	
Ethyl benzene	ND	0.50	ug/L	1.00	07/08/2000 00:51	
Xylene(s)	ND	0.50	ug/L	1.00	07/08/2000 00:51	
MTBE	ND	5.0	ug/L	1.00	07/08/2000 00:51	
Surrogate(s)						
Trifluorotoluene	80.5	58-124	%	1.00	07/08/2000 00:51	
4-Bromofluorobenzene-FID	87.1	50-150	%	1.00	07/08/2000 00:51	

1220 Quarry Lane * Pleasanton, CA 94566-4756
Telephone (925) 484-1919 * Facsimile (925) 484-1096

CHROMALAB, INC.

Environmental Services (SDB)

Submission #: 2000-07-0005

To: Weiss Associates

Test Method: 8020
8015M

Attn.: Melissa Chamberlain

Prep Method: 5030

Batch QC Report Gas/BTEX and MTBE

Method Blank

Water

QC Batch # 2000/07/07-01.01

MB: 2000/07/07-01.01-001

Date Extracted: 07/07/2000 08:30

Compound	Result	Rep.Limit	Units	Analyzed	Flag
Gasoline	ND	50	ug/L	07/07/2000 08:30	
Benzene	ND	0.5	ug/L	07/07/2000 08:30	
Toluene	ND	0.5	ug/L	07/07/2000 08:30	
Ethyl benzene	ND	0.5	ug/L	07/07/2000 08:30	
Xylene(s)	ND	0.5	ug/L	07/07/2000 08:30	
MTBE	ND	5.0	ug/L	07/07/2000 08:30	
Surrogate(s)					
Trifluorotoluene	86.4	58-124	%	07/07/2000 08:30	
4-Bromofluorobenzene-FID	84.6	50-150	%	07/07/2000 08:30	

1220 Quarry Lane * Pleasanton CA 94566-4756
Telephone (925) 484-1919 * Facsimile (925) 484-1096

CHROMALAB, INC.

Environmental Services (SDB)

Submission #: 2000-07-0005

To: Weiss Associates

Test Method: 8020
8015M

Attn: Melissa Chamberlain

Prep Method: 5030

Batch QC Report

Gas/BTEX and MTBE

Laboratory Control Spike (LCS/LCSD)	Water	QC Batch # 2000/07/07-01.01
LCS: 2000/07/07-01.01-002	Extracted: 07/07/2000 09:04	Analyzed 07/07/2000 09:04
LCSD: 2000/07/07-01.01-003	Extracted: 07/07/2000 09:39	Analyzed 07/07/2000 09:39

Compound	Conc. [ug/L]		Exp. Conc. [ug/L]		Recovery [%]		RPD	Ctrl. Limits [%]		Flags	
	LCS	LCSD	LCS	LCSD	LCS	LCSD		Recovery	RPD	LCS	LCSD
Gasoline	496	449	500	500	99.2	89.8	9.9	75-125	20		
Benzene	97.9	97.7	100.0	100.0	97.9	97.7	0.2	77-123	20		
Toluene	92.4	92.8	100.0	100.0	92.4	92.8	0.4	78-122	20		
Ethyl benzene	95.3	96.4	100.0	100.0	95.3	96.4	1.1	70-130	20		
Xylene(s)	285	287	300	300	95.0	95.7	0.7	75-125	20		
Surrogate(s)											
Trifluorotoluene	429	440	500	500	85.8	88.0		58-124			
4-Bromofluorobenzene-FI	443	411	500	500	88.6	82.2		50-150			

1220 Quarry Lane * Pleasanton, CA 94566-4756
Telephone (925) 484-1919 * Facsimile (925) 484-1096

CHROMALAB, INC.

Environmental Services (SDB)

Submission #: 2000-07-0005

Soluble Metals

Weiss Associates

✉ 5801 Christie Ave, Suite 600
Emeryville, CA 94608-1827

Attn: Melissa Chamberlain

Phone: (510) 450-6000 Fax: (510) 547-5043

Project #: 128-1231-2

Project: Bucate Pata

Samples Reported

Sample ID	Matrix	Date Sampled	Lab #
MWA-1	Water	06/29/2000 08:30	1

1220 Quarry Lane * Pleasanton CA 94566-4756
Telephone (925) 484-1919 * Facsimile (925) 484-1096

CHROMALAB, INC.

Environmental Services (SDB)

Submission #: 2000-07-0005

To: **Weiss Associates**
Attn.: Melissa Chamberlain

Test Method: 6010B
Prep Method: 3005A

Soluble Metals

Sample ID:	MWA-1	Lab Sample ID:	2000-07-0005-001
Project:	128-1231-2 Bucate Pata	Received:	06/30/2000 16:21
Sampled:	06/29/2000 08:30	Extracted:	07/10/2000 07:34
Matrix:	Water	QC-Batch:	2000/07/10-01.15

Compound	Result	Rep.Limit	Units	Dilution	Analyzed	Flag
Lead	ND	0.0050	mg/L	1.00	07/10/2000 10:22	

CHROMALAB, INC.

Environmental Services (SDB)

Submission #: 2000-07-0005

To: **Weiss Associates**
Attn.: Melissa Chamberlain

Test Method: 6010B
Prep Method: 3005A

Batch QC Report
Soluble Metals

Method Blank	Water	QC Batch # 2000/07/10-01.15
MB: 2000/07/10-01.15-014		Date Extracted: 07/10/2000 07:34

Compound	Result	Rep.Limit	Units	Analyzed	Flag
Lead	ND	0.0050	mg/L	07/10/2000 10:10	

CHROMALAB, INC.

Environmental Services (SDB)

Submission #: 2000-07-0005

To: **Weiss Associates**
Attn: Melissa Chamberlain

Test Method: 6010B
Prep Method: 3005A

Batch QC Report

Soluble Metals

Laboratory Control Spike (LCS/LCSD)	Water	QC Batch # 2000/07/10-01.15
LCS: 2000/07/10-01.15-015	Extracted: 07/10/2000 07:34	Analyzed 07/10/2000 10:14
LCSD: 2000/07/10-01.15-016	Extracted: 07/10/2000 07:34	Analyzed 07/10/2000 10:18

Compound	Conc. [mg/L]		Exp. Conc. [mg/L]		Recovery [%]		RPD	Ctrl. Limits [%]		Flags	
	LCS	LCSD	LCS	LCSD	LCS	LCSD		Recovery	RPD	LCS	LCSD
Lead	0.471	0.476	0.500	0.500	94.2	95.2	1.1	80-120	20		

CHROMALAB, INC.

Environmental Services (SDB)

Submission #: 2000-07-0005

To: **Weiss Associates**
Attn.: Melissa Chamberlain

Test Method: 6010B
Prep Method: 3005A

Batch QC Report

Soluble Metals

Matrix Spike (MS / MSD)	Water	QC Batch # 2000/07/10-01.15
Sample ID: MWA-1		Lab Sample ID: 2000-07-0005-001
MS: 2000/07/10-01.15-018	Extracted: 07/10/2000 07:34	Analyzed: 07/10/2000 10:26 Dilution: 1.0
MSD: 2000/07/10-01.15-019	Extracted: 07/10/2000 07:34	Analyzed: 07/10/2000 10:30 Dilution: 1.0

Compound	Conc. [mg/L]			Exp. Conc. [mg/L]		Recovery [%]			Ctrl. Limits [%]		Flags	
	MS	MSD	Sample	MS	MSD	MS	MSD	RPD [%]	Recovery	RPD	MS	MSD
Lead	0.456	0.465	ND	0.500	0.500	91.2	93.0	2.0	75-125	20		

1220 Quarry Lane * Pleasanton, CA 94566-4756
Telephone (925) 484-1919 * Facsimile (925) 484-1096

Total Extractable Petroleum Hydrocarbons (TEPH)

Weiss Associates

✉ 5801 Christie Ave, Suite 600
Emeryville, CA 94608-1827

Attn: Melissa Chamberlain

Phone: (510) 450-6000 Fax: (510) 547-5043

Project #: 128-1231-2

Project: Bucate Pata

Samples Reported

Sample ID	Matrix	Date Sampled	Lab #
MWA-1	Water	06/29/2000 08:30	1

CHROMALAB, INC.

Environmental Services (SDB)

Submission #: 2000-07-0005

To: **Weiss Associates**
Attn.: Melissa Chamberlain

Test Method: 8015m
Prep Method: 3510/8015M

Total Extractable Petroleum Hydrocarbons (TEPH)

Sample ID: MWA-1	Lab Sample ID: 2000-07-0005-001
Project: 128-1231-2 Bucate Pata	Received: 06/30/2000 16:21
Sampled: 06/29/2000 08:30	Extracted: 07/05/2000 12:26
Matrix: Water	QC-Batch: 2000/07/05-05.10

Compound	Result	Rep.Limit	Units	Dilution	Analyzed	Flag
Diesel	ND	50	ug/L	1.00	07/05/2000 22:53	
Paint Thinner	51	50	ug/L	1.00	07/05/2000 22:53	rd
Surrogate(s) o-Terphenyl	86.4	60-130	%	1.00	07/05/2000 22:53	

CHROMALAB, INC.

Environmental Services (SDB)

Submission #: 2000-07-0005

To: **Weiss Associates**
Attn.: Melissa Chamberlain

Test Method: 8015m
Prep Method: 3510/8015M

Batch QC Report

Total Extractable Petroleum Hydrocarbons (TEPH)

Method Blank	Water	QC Batch # 2000/07/05-05.10
MB: 2000/07/05-05.10-001		Date Extracted: 07/05/2000 12:26

Compound	Result	Rep.Limit	Units	Analyzed	Flag
Diesel	ND	50	ug/L	07/05/2000 22:13	
Paint Thinner	ND	50	ug/L	07/05/2000 22:13	
Surrogate(s) o-Terphenyl	99.0	60-130	%	07/05/2000 22:13	

CHROMALAB, INC.

Environmental Services (SDB)

Submission #: 2000-07-0005

To: **Weiss Associates**
Attn: Melissa Chamberlain

Test Method: 8015m
Prep Method: 3510/8015M

Batch QC Report

Total Extractable Petroleum Hydrocarbons (TEPH)

Laboratory Control Spike (LCS/LCSD)	Water	QC Batch # 2000/07/05-05.10
LCS: 2000/07/05-05.10-002	Extracted: 07/05/2000 12:26	Analyzed 07/06/2000 04:05
LCSD: 2000/07/05-05.10-003	Extracted: 07/05/2000 12:26	Analyzed 07/06/2000 04:45

Compound	Conc. [ug/L]		Exp. Conc. [ug/L]		Recovery [%]		RPD [%]	Ctrl. Limits [%]		Flags	
	LCS	LCSD	LCS	LCSD	LCS	LCSD		Recovery	RPD	LCS	LCSD
Diesel	914	914	1250	1250	73.1	73.1	0.0	60-130	25		
Surrogate(s) o-Terphenyl	21.2	21.1	20.0	20.0	106.0	105.5		60-130			

*220 Quarry Lane * Pleasanton CA 94566-4756
Telephone (925) 484-1919 * Facsimile (925) 484-1096

To: **Weiss Associates**
Attn: Melissa Chamberlain

Test Method: 8015m
Prep Method: 3510/8015M

Legend & Notes

Total Extractable Petroleum Hydrocarbons (TEPH)

Analyte Flags

rd

Quantitation for the above analyte is based on the response factor of Diesel