

RECEIVED

10:05 am, Feb 02, 2012

Alameda County
Environmental Health

Dr. Joginder Sikand
1300 Ptarmigan Drive, #1
Walnut Creek, CA 94595

Alameda County Health Care Services Agency
1131 Harbor Bay Parkway, Suite 250
Alameda, CA 94502

SUBJECT: RO0000262
Albany Hill Mini Mart
800 San Pablo Avenue
Albany, California

Dear Mr. Detterman:

Attached please find a copy of the most recent groundwater sampling report for the above referenced site. I declare, under penalty of perjury, that the information and/or recommendations contained in the attached document or report is true and correct to the best of my knowledge.

Sincerely,



Dr. Joginder Sikand



Aqua Science Engineers, Inc. 55 Oak Court, Suite 220, Danville, CA 94526
(925) 820-9391 - Fax (925) 837-4853 - www.aquascienceengineers.com

September 15, 2011

SEMI-ANNUAL GROUNDWATER MONITORING REPORT
DECEMBER 2010 GROUNDWATER SAMPLING
ASE JOB NO. 3934

at
Albany Hill Mini Mart
800 San Pablo Avenue
Albany, CA 94706

Prepared by:
AQUA SCIENCE ENGINEERS, INC.
55 Oak Court, Suite 220
Danville, CA 94526
(925) 820-9391



Aqua Science Engineers, Inc. 55 Oak Court, Suite 220, Danville, CA 94526
(925) 820-9391 - Fax (925) 837-4853 - www.aquascienceengineers.com

1.0 INTRODUCTION

Site Location (Site), See Figure 1

Albany Hill Mini Mart
800 San Pablo Avenue
Albany, CA 94706

Responsible Party

Dr. Joginder Sikand
1300 Ptarmigan Drive #1
Walnut Creek, CA 94595

Environmental Consulting Firm

Aqua Science Engineers, Inc. (ASE)
55 Oak Court, Suite 220
Danville, CA 94526
Contact: Robert Kitay, Senior Geologist
(925) 820-9391

Agency Review

Alameda County Health
Care Services Agency (ACHCSA)
1131 Harbor Bay Pkwy
Suite 250
Alameda, CA 94502
Contact: Jerry Wickham
(510) 567-6791

California Regional Water
Quality Control Board (RWQCB)
San Francisco Bay Region
1515 Clay Street, Suite 1400
Oakland, CA 94612
Contact: Ms. Betty Graham
(510) 622-2433

The following is a report detailing the results of the June 2011 semi-annual groundwater sampling at the Albany Hill Mini Mart Property. This sampling was conducted as required by the ACHCSA and RWQCB. ASE prepared this report on behalf of Dr. Joginder Sikand, the property owner and responsible party.



Aqua Science Engineers, Inc. 55 Oak Court, Suite 220, Danville, CA 94526
(925) 820-9391 - Fax (925) 837-4853 - www.aquascienceengineers.com

2.0 GROUNDWATER FLOW DIRECTION AND GRADIENT

On June 29, 2011, ASE measured the depth to groundwater in all ten site monitoring wells using an electric water level sounder. The surface of the groundwater was also checked for the presence of free-floating hydrocarbons or sheen. No sheen or free-floating hydrocarbons were observed in any of the monitoring wells. Groundwater elevation data is presented in Table One. A groundwater potentiometric surface map is presented as Figure 2. The general groundwater flow direction is toward the middle of the property. The groundwater flow direction at the site varies significantly from quarter to quarter, and is likely being effected by the ozone-sparging taking place at the site.

3.0 GROUNDWATER SAMPLE COLLECTION AND ANALYSIS

On June 29, 2011, ASE collected groundwater samples from all ten monitoring wells. Prior to sampling, each monitoring well was purged of at least three well casing volumes of groundwater using disposable polyethylene bailers. The parameters pH, temperature and electrical conductivity were monitored during the well purging, and samples were not collected until these parameters stabilized. Monitoring well MW-9 went dry prior to completion of the purging of three well casing volumes and was allowed to recover for two hours prior to sampling. Groundwater samples were collected from each well using the same polyethylene bailers and were decanted from the bottom of the bailers using low-flow emptying devices into 40-ml volatile organic analysis (VOA) vials, pre-preserved with hydrochloric acid. The samples were capped without headspace, labeled, and placed in coolers with wet ice for transport to Kiff Analytical of Davis, California (ELAP #2236) under appropriate chain-of-custody documentation. Well sampling field logs are presented in Appendix A.

The well purge water was placed into a 55-gallon steel drum and labeled for temporary storage until proper disposal could be arranged.

The groundwater samples were analyzed by Kiff Analytical for total petroleum hydrocarbons as gasoline (TPH-G), benzene, toluene, ethylbenzene, and total xylenes (collectively known as BTEX), and fuel oxygenates including methyl tertiary-butyl ether (MTBE) by EPA Method 8260B, and total petroleum hydrocarbons as diesel (TPH-D) by EPA Method 8015M. The analytical results for this and previous sampling events are summarized in Table Two. The most recent certified analytical report and chain-of-custody documentation are included as Appendix B.

4.0 RESULTS AND CONCLUSIONS

- TPH-G was detected at a concentration of 68 parts per billion (ppb) and MTBE was detected at 20 ppb in groundwater samples collected from monitoring well MW-1. The TPH-G and MTBE concentrations are similar to recent results. No benzene was detected in groundwater samples collected from this well for the first time. These results confirm the recent decreasing trend of hydrocarbon concentrations in this well.



Aqua Science Engineers, Inc. 55 Oak Court, Suite 220, Danville, CA 94526
(925) 820-9391 - Fax (925) 837-4853 - www.aquascienceengineers.com

- No TPH-G, TPH-D, BTEX or oxygenates were detected in groundwater samples collected from monitoring well MW-2. This is the seventh consecutive sampling event that no hydrocarbons or oxygenates were detected in this well.
- No TPH-G, TPH-D, or BTEX were detected in groundwater samples collected from monitoring well MW-3. The only compound detected was MTBE at a concentration of 2.9 ppb.
- Groundwater samples collected from monitoring well MW-4 contained 120 ppb TPH-G, 13 ppb benzene, 6.7 ppb TBA, 9.8 ppb MTBE, and 0.85 ppb DIPE. The TPH-G and BTEX concentrations decreased from previous results and continue to show a decreasing trend. The oxygenate concentrations are very similar to previous results.
- Groundwater samples collected from monitoring well MW-5R contained 1,900 ppb TPH-G, 12 ppb benzene, 1.1 ppb toluene, 6.0 ppb ethylbenzene, and 0.85 ppb total xylenes. These results show a decrease from the previous sampling event. No oxygenates were detected.
- The only hydrocarbons detected in groundwater samples collected from monitoring well MW-6 during this sampling period were 390 ppb TPH-G and 0.5 ppb MTBE. These are very slight increases from the previous sampling event. However, this well still shows a long term decreasing trend in hydrocarbon concentrations.
- Groundwater samples collected from monitoring well MW-7 contained 180 ppb TPH-G, 2.8 ppb ethylbenzene, and 14 ppb total xylenes. This is only the second time in the last eight sampling events that hydrocarbons were detected in groundwater samples collected from this well.
- No hydrocarbons or oxygenates were detected in groundwater samples collected from monitoring well MW-8 this quarter. This is the eighth consecutive quarter that no hydrocarbons were detected in groundwater samples collected from this well.
- Groundwater samples collected from monitoring well MW-9 contained 3,400 ppb TPH-G, 140 ppb benzene, 20 ppb toluene, 160 ppb ethylbenzene, and 800 ppb total xylenes. These results show a decrease in hydrocarbon concentrations from the previous sampling event as well as a long term decreasing trend in hydrocarbon concentrations. No oxygenates were detected.
- The only compound detected in groundwater samples collected from monitoring well MW-10 during this sampling period was 2.0 ppb MTBE. This is a very slight decrease from the previous sampling event.

Concentrations exceeding Environmental Screening Levels¹ (ESLs):

¹ As presented in the "Screening For Environmental Concerns at Sites With Contaminated Soil and Groundwater" document prepared by the California Regional Water Quality Control Board, San Francisco Bay Region dated May 2008.



Aqua Science Engineers, Inc. 55 Oak Court, Suite 220, Danville, CA 94526
(925) 820-9391 - Fax (925) 837-4853 - www.aquascienceengineers.com

- In MW-1, the MTBE concentration exceeded the ESL.
- In MW-2, no concentrations exceeded ESLs.
- In MW-3, no concentrations exceeded ESLs.
- In MW-4, TPH-G, benzene and MTBE concentrations exceeded ESLs.
- In MW-5R, TPH-G and benzene concentrations exceeded ESLs.
- In MW-6, the TPH-G concentration exceeded the ESL.
- In MW-7, the TPH-G concentration exceeded the ESL.
- In MW-8, no concentrations exceeded ESLs.
- In MW-9, TPH-G, benzene, ethylbenzene, and total xylene concentrations exceeded ESLs.
- In MW-10, no concentrations exceeded ESLs.

TPH-G, benzene and MTBE isoconcentration maps are presented as Figures 3, 4, and 5, respectively.

5.0 RECOMMENDATIONS

ASE recommends continued groundwater monitoring on a semi-annual basis. The next groundwater sampling is scheduled for December 2011. ASE also recommends the continued operation of the ozone-sparging groundwater remediation system as well as the soil vapor survey recommended in ASE's updated site conceptual model dated August 4, 2011.

6.0 REPORT LIMITATIONS

The results presented in this report represent the conditions at the time of the groundwater sampling, at the specific locations where the groundwater samples were collected, and for the specific parameters analyzed by the laboratory. It does not fully characterize the site for contamination resulting from sources other than the former underground storage tanks and associated plumbing at the site, or for parameters not analyzed by the laboratory. All of the laboratory work cited in this report was prepared under the direction of an independent CAL-DHS certified laboratory. The independent laboratory is solely responsible for the contents and conclusions of the chemical analysis data.



Aqua Science Engineers, Inc. 55 Oak Court, Suite 220, Danville, CA 94526
(925) 820-9391 - Fax (925) 837-4853 - www.aquascienceengineers.com

Aqua Science Engineers appreciates the opportunity to provide environmental consulting services for this project, and trust that this report meets your needs. Please feel free to call us at (925) 820-9391 if you have any questions or comments.

Respectfully submitted,

AQUA SCIENCE ENGINEERS, INC.

A handwritten signature in black ink that reads "Robert E. Kitay". The signature is written in a cursive style with a long horizontal stroke at the end.



Robert E. Kitay, P.G., R.E.A.
Senior Geologist

Attachments: Figures 1 and 2
Tables One and Two
Appendices A and B

cc: Mr. Mark Detterman, ACHCSA
RWQCB via Geotracker

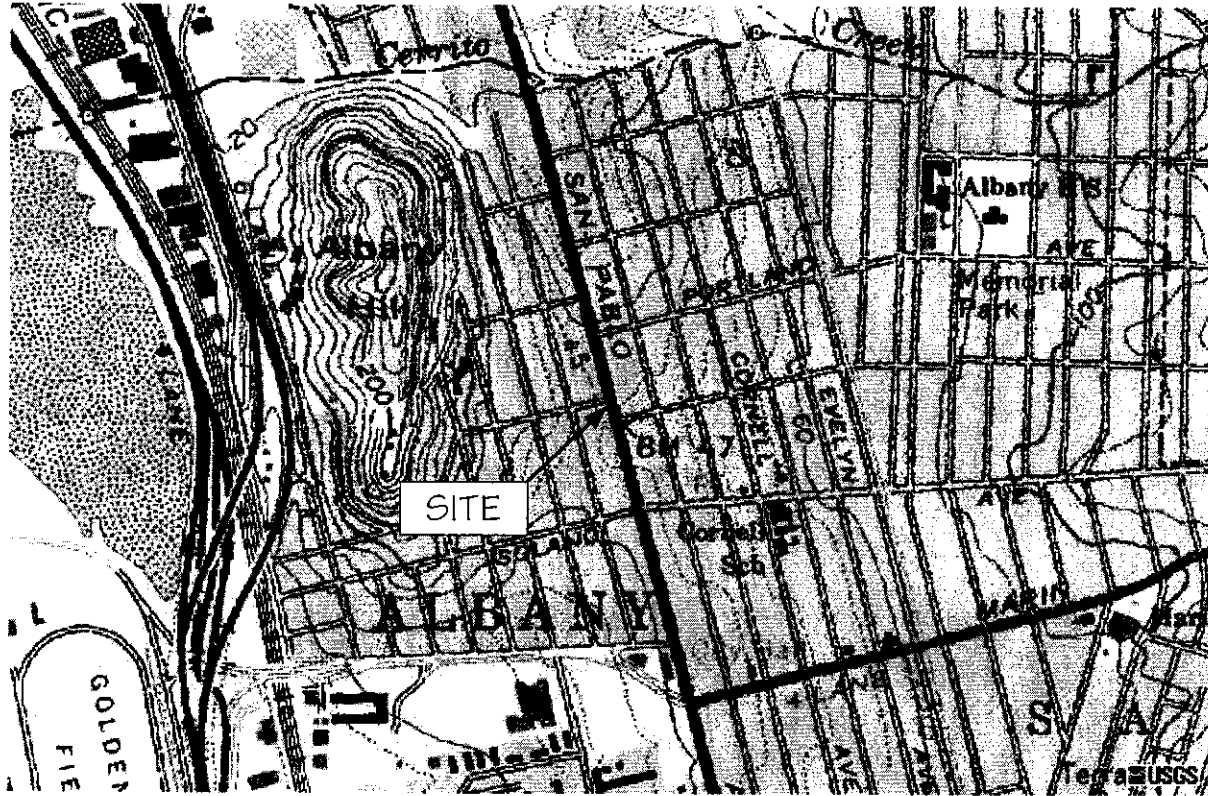


Aqua Science Engineers, Inc. 55 Oak Court, Suite 220, Danville, CA 94526
(925) 820-9391 - Fax (925) 837-4853 - www.aquascienceengineers.com

FIGURES



NORTH



LOCATION MAP

ALBANY HILL MINI MART
800 SAN PABLO AVENUE
ALBANY, CALIFORNIA

AQUA SCIENCE ENGINEERS, INC.

Figure 1

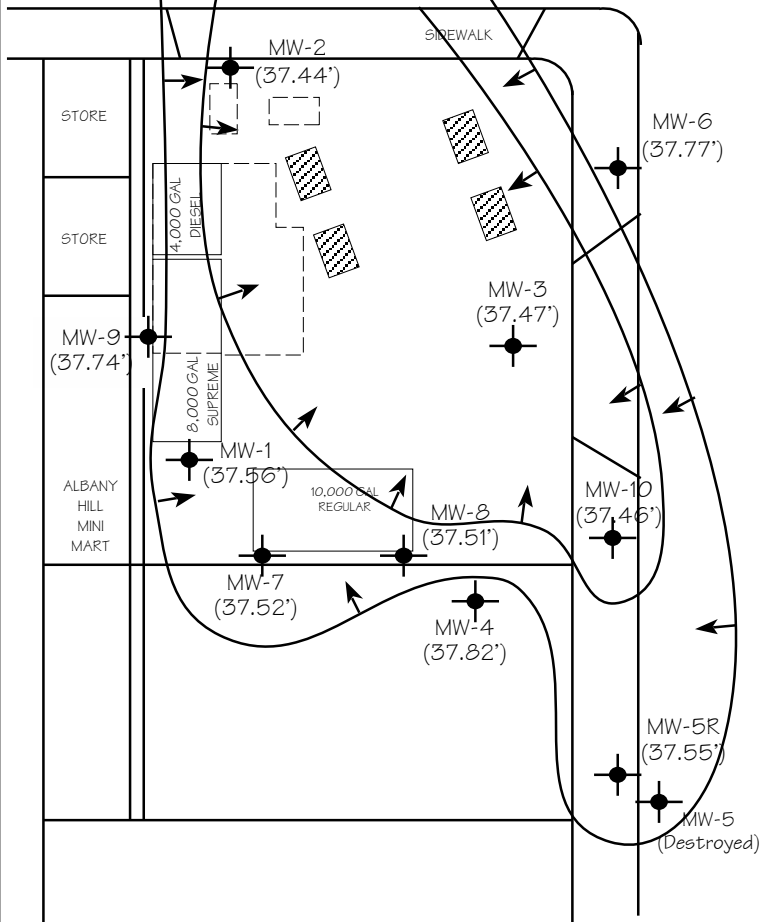


NORTH

SCALE: 1" = 20'




WASHINGTON AVENUE

37.7' 37.5' 37.5' 37.7'



SAN PABLO AVENUE

LEGEND

- MW-9 (37.74')
-  MONITORING WELL WITH GROUNDWATER ELEVATION IN FEET
-  GROUNDWATER ELEVATION CONTOUR LINE WITH FLOW DIRECTION
-  APPROXIMATE FORMER UST LOCATION AND AREA OF EXCAVATION

POTENTIOMETRIC
SURFACE CONTOUR MAP
JUNE 29, 2011

ALBANY HILL MINI MART
800 SAN PABLO AVENUE
ALBANY, CALIFORNIA

AQUA SCIENCE ENGINEERS

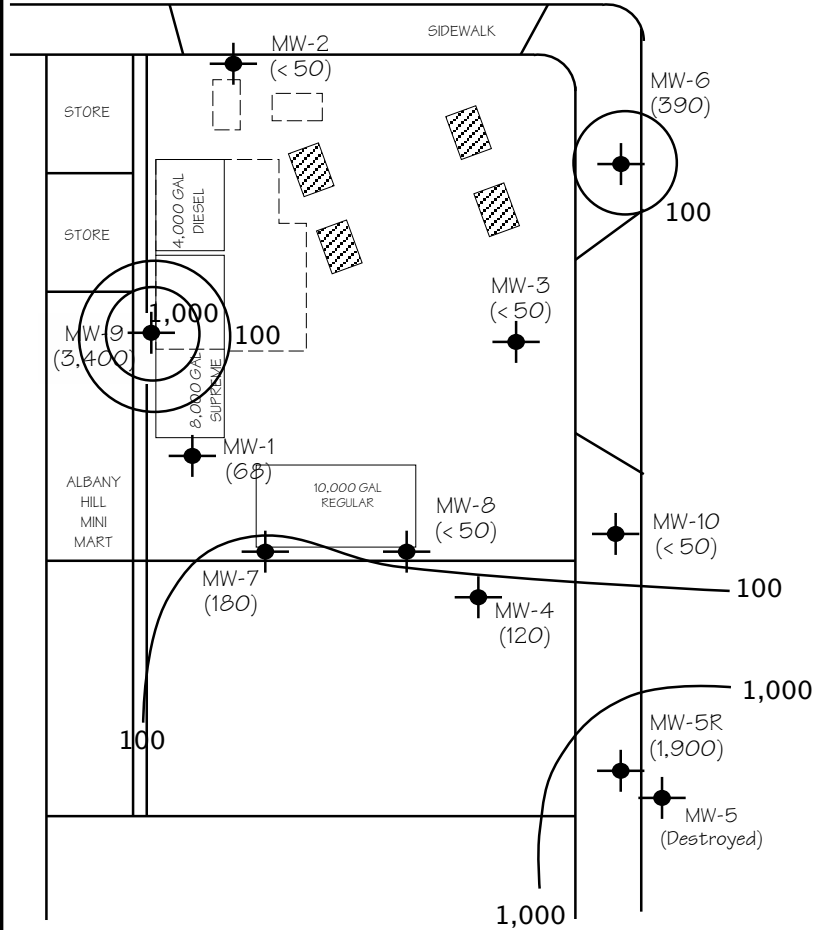
Figure 2



NORTH




SCALE: 1" = 20'

WASHINGTON AVENUE



SAN PABLO AVENUE

LEGEND

- MW-9 (3,400)
-  MONITORING WELL WITH TPH-G CONCENTRATION IN PPB
-  TPH-G CONCENTRATION CONTOUR LINE
-  APPROXIMATE FORMER UST LOCATION AND AREA OF EXCAVATION

TPH-G CONCENTRATION
 CONTOUR MAP
 JUNE 29, 2011

ALBANY HILL MINI MART
 800 SAN PABLO AVENUE
 ALBANY, CALIFORNIA

AQUA SCIENCE ENGINEERS

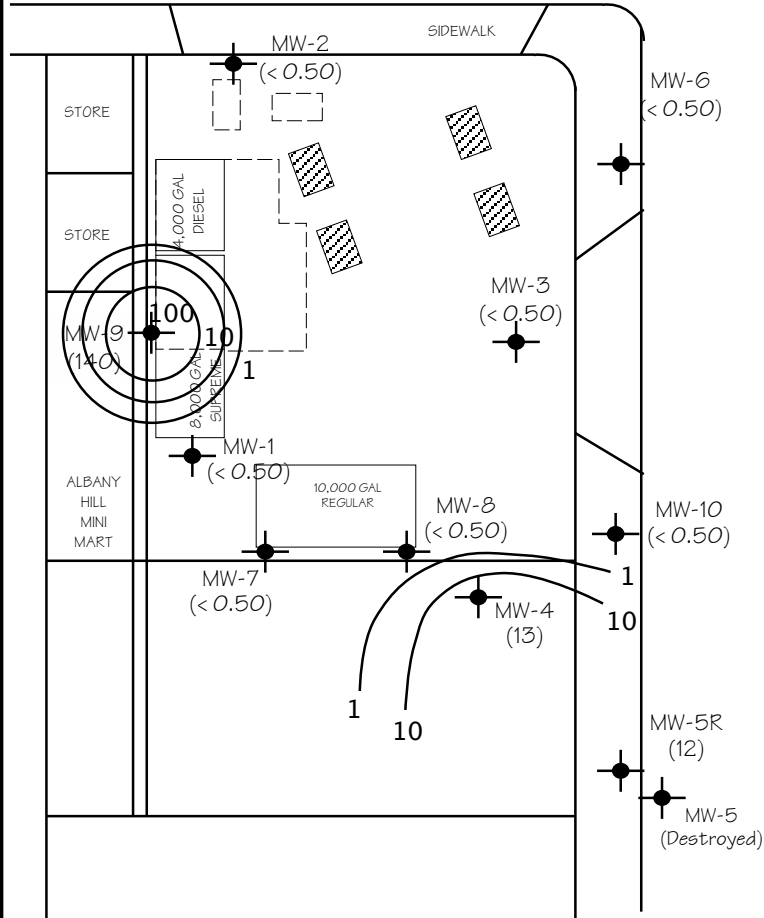
Figure 3



NORTH

SCALE: 1" = 20'

WASHINGTON AVENUE



SAN PABLO AVENUE

LEGEND

- MW-9 (140)
- MONITORING WELL WITH BENZENE CONCENTRATION IN PPB
- BENZENE CONCENTRATION CONTOUR LINE
- APPROXIMATE FORMER UST LOCATION AND AREA OF EXCAVATION

BENZENE CONCENTRATION
CONTOUR MAP
JUNE 29, 2011

ALBANY HILL MINI MART
800 SAN PABLO AVENUE
ALBANY, CALIFORNIA

AQUA SCIENCE ENGINEERS

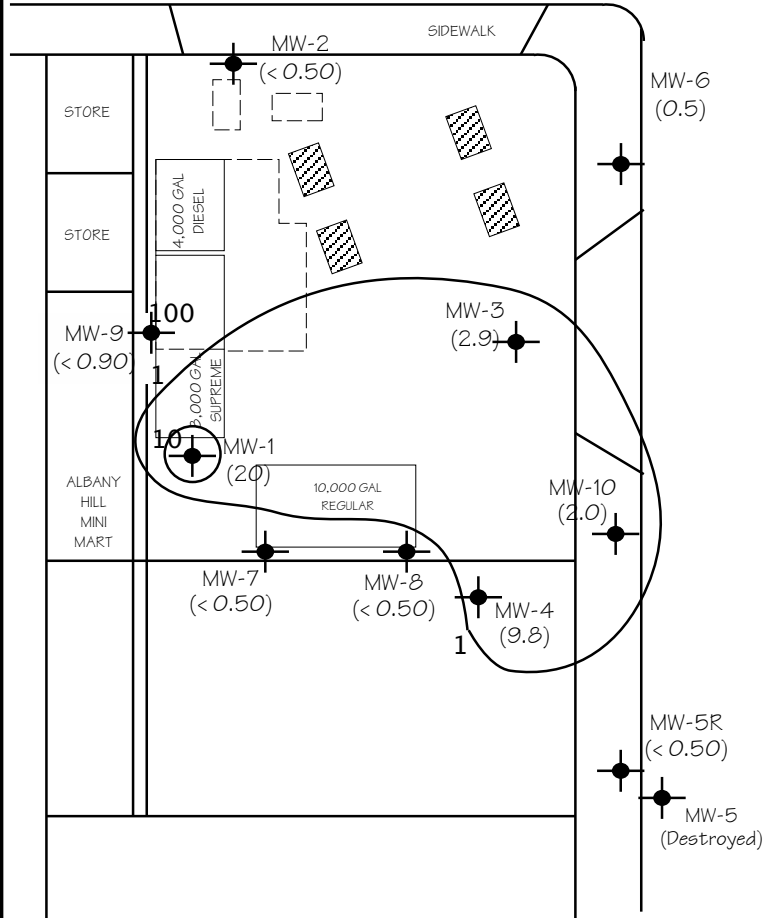
Figure 4



NORTH

SCALE: 1" = 20'

WASHINGTON AVENUE



SAN PABLO AVENUE

LEGEND

- MW-9 (< 0.90)
- MONITORING WELL WITH MTBE CONCENTRATION IN PPB
- MTBE CONCENTRATION CONTOUR LINE
- APPROXIMATE FORMER UST LOCATION AND AREA OF EXCAVATION

MTBE CONCENTRATION
CONTOUR MAP
JUNE 29, 2011

ALBANY HILL MINI MART
800 SAN PABLO AVENUE
ALBANY, CALIFORNIA

AQUA SCIENCE ENGINEERS

Figure 5



Aqua Science Engineers, Inc. 55 Oak Court, Suite 220, Danville, CA 94526
(925) 820-9391 - Fax (925) 837-4853 - www.aquascienceengineers.com

TABLES

TABLE ONE
 Groundwater Elevation Data
Albany Hill Mini Mart
 800 San Pablo Avenue, Albany, CA

Well ID	Date of Measurement	Top of Casing Elevation* (feet)	Depth to Water (feet)	Groundwater Elevation (feet)	
MW-1	8/6/99	101.68	11.95	89.73	
	11/5/99		12.72	88.96	
	2/7/00		10.34	91.34	
	5/5/00		10.59	91.09	
	8/3/00		11.75	89.93	
	11/8/00		11.67	90.01	
	2/8/01		11.20	90.48	
	6/7/01		11.35	90.33	
	9/7/01		11.71	89.97	
	12/13/01		10.67	91.01	
	6/13/02		11.42	90.26	
	9/11/02		12.42	89.26	
	2/14/03		46.42	10.69	35.73
	9/10/04			13.83	32.59
	12/7/04			12.18	34.24
	4/18/05		9.92	36.50	
	6/20/05		10.64	35.78	
	10/7/05		12.42	34.00	
	12/7/05		11.51	34.91	
	3/6/06	48.82	9.35	39.47	
	6/27/06		10.07	38.75	
	8/24/06		12.02	36.80	
	11/20/06		12.02	36.80	
	2/5/07		11.68	37.14	
	5/7/07		10.91	37.91	
	8/3/07		12.34	36.48	
	12/5/07		12.68	36.14	
	2/25/08		9.68	39.14	
	5/20/08		12.17	36.65	
	8/22/08		13.06	35.76	
	12/10/08		13.17	35.65	
	3/20/09		10.09	38.73	
	6/4/09		11.89	36.93	
12/3/09		12.91	35.91		
5/19/10		10.39	38.43		
12/21/10		10.72	38.10		
6/29/11		11.26	37.56		

TABLE ONE
 Groundwater Elevation Data
Albany Hill Mini Mart
 800 San Pablo Avenue, Albany, CA

Well ID	Date of Measurement	Top of Casing Elevation* (feet)	Depth to Water (feet)	Groundwater Elevation (feet)	
MW-2	8/6/99	101.57	10.83	90.74	
	11/5/99		11.66	89.91	
	2/7/00		9.23	92.34	
	5/5/00		9.54	92.03	
	8/3/00		10.69	90.88	
	11/8/00		10.62	90.95	
	2/8/01		10.17	91.40	
	6/7/01		10.30	91.27	
	9/7/01		10.65	90.92	
	12/13/01		9.65	91.92	
	6/13/02		10.37	91.20	
	9/11/02		11.32	90.25	
	2/14/03		45.31	9.59	35.72
	9/10/04			11.78	33.53
	12/7/04			11.13	34.18
	4/18/05			8.71	36.60
	6/20/05			9.60	35.71
	10/7/05	11.39		33.92	
	12/7/05	11.49		33.82	
	3/6/06	47.71		8.22	39.49
	6/27/06			9.45	38.26
	8/24/06			10.35	37.36
	11/20/06		10.87	36.84	
	2/5/07		10.53	37.18	
	5/7/07		9.72	37.99	
	8/3/07		11.47	36.24	
	12/5/07	11.98	35.73		
	2/25/08	8.93	38.78		
	5/20/08	11.78	35.93		
	8/22/08	12.21	35.50		
	12/10/08	11.35	36.36		
	3/20/09	9.26	38.45		
	6/4/09	11.09	36.62		
12/3/09	11.86	35.85			
5/19/10	9.37	38.34			
12/21/10	9.54	38.17			
6/29/11		10.27	37.44		

TABLE ONE
 Groundwater Elevation Data
Albany Hill Mini Mart
 800 San Pablo Avenue, Albany, CA

Well ID	Date of Measurement	Top of Casing Elevation* (feet)	Depth to Water (feet)	Groundwater Elevation (feet)	
MW-3	8/6/99	100.33	10.58	89.75	
	11/5/99		11.39	88.94	
	2/7/00		9.05	91.28	
	5/5/00		9.29	91.04	
	8/3/00		10.43	89.90	
	11/8/00		10.33	90.00	
	2/8/01		9.94	90.39	
	6/7/01		10.04	90.29	
	9/7/01		10.31	90.02	
	12/13/01		9.38	90.95	
	6/13/02		10.03	90.30	
	9/11/02		11.02	89.31	
	2/14/03		45.08	9.40	35.68
	9/10/04			12.51	32.57
	12/7/04			11.86	33.22
	4/18/05		8.49	36.59	
	6/20/05		9.34	35.74	
	10/7/05		11.11	33.97	
	12/7/05		10.22	34.86	
	3/6/06	47.49	8.84	38.65	
	6/27/06		6.07	41.42	
	8/24/06		10.26	37.23	
	11/20/06		10.52	36.97	
	2/5/07		10.41	37.08	
	5/7/07		9.57	37.92	
	8/3/07		11.06	36.43	
	12/5/07		11.26	36.23	
	2/25/08		8.33	39.16	
	5/20/08		10.83	36.66	
	8/22/08		11.74	35.75	
	12/10/08		11.93	35.56	
	3/20/09	8.46	39.03		
	6/4/09	10.97	36.52		
12/3/09	11.54	35.95			
5/19/10	9.11	38.38			
12/21/10	9.38	38.11			
6/29/11		10.02	37.47		

TABLE ONE
 Groundwater Elevation Data
Albany Hill Mini Mart
 800 San Pablo Avenue, Albany, CA

Well ID	Date of Measurement	Top of Casing Elevation* (feet)	Depth to Water (feet)	Groundwater Elevation (feet)
MW-4	6/13/02	100.05	10.18	89.87
	9/11/02		11.12	88.93
	2/14/03	45.20	9.51	35.69
	9/10/04		11.59	33.61
	12/7/04		10.91	34.29
	4/18/05		8.62	36.58
	6/20/05		9.45	35.75
	10/7/05		11.20	34.00
	12/7/05		10.30	34.90
	3/6/06	47.61	8.19	39.42
	6/27/06		9.71	37.90
	8/24/06		10.43	37.18
	11/20/06		10.70	36.91
	2/5/07		10.60	37.01
	5/7/07		9.52	38.09
	8/3/07		11.33	36.28
	12/5/07		11.37	36.24
	2/25/08		8.75	38.86
	5/20/08		11.07	36.54
	8/22/08		11.82	35.79
	12/10/08		12.05	35.56
	3/20/09		9.05	38.56
	6/4/09		10.68	36.93
12/3/09		11.55	36.06	
5/19/10		9.21	38.40	
12/21/10		9.49	38.12	
6/29/11			9.79	37.82

TABLE ONE
 Groundwater Elevation Data
Albany Hill Mini Mart
 800 San Pablo Avenue, Albany, CA

Well ID	Date of Measurement	Top of Casing Elevation* (feet)	Depth to Water (feet)	Groundwater Elevation (feet)
MW-5	6/13/02	98.37	8.88	89.49
	9/11/02		9.95	88.42
	2/14/03	44.12	8.66	35.46
	9/10/04		10.26	33.86
	12/7/04		10.79	33.33
	4/18/05	Well Destroyed by City During Street Construction		
MW-5R	10/7/05		10.94	
	12/7/05		9.97	
	3/6/06	47.36	4.93	42.43
	6/27/06		9.47	37.89
	8/24/06		10.10	37.26
	11/20/06		10.00	37.36
	2/5/07		10.21	37.15
	5/7/07		9.21	38.15
	8/3/07		10.60	36.76
	12/5/07		10.97	36.39
	2/25/08		8.64	38.72
	5/20/08		10.18	37.18
	8/22/08		11.08	36.28
	12/10/08		11.32	36.04
	3/20/09		8.46	38.90
	6/4/09		10.35	37.01
12/3/09		10.83	36.53	
5/19/10		8.55	38.81	
12/21/10		9.00	38.36	
	6/29/11		9.81	37.55

TABLE ONE
 Groundwater Elevation Data
Albany Hill Mini Mart
 800 San Pablo Avenue, Albany, CA

Well ID	Date of Measurement	Top of Casing Elevation* (feet)	Depth to Water (feet)	Groundwater Elevation (feet)
MW-6	6/13/02	99.36	8.85	90.51
	9/11/02		9.82	89.54
	2/14/03	43.88	8.21	35.67
	9/10/04		10.33	33.55
	12/7/04		9.83	34.05
	4/18/05		7.08	36.80
	6/20/05		7.52	36.36
	10/7/05		10.92	32.96
	12/7/05		8.85	35.03
	3/6/06	46.27	6.22	40.05
	6/27/06		7.40	38.87
	8/24/06		9.15	37.12
	11/20/06		10.40	35.87
	2/5/07		9.20	37.07
	5/7/07		7.79	38.48
	8/3/07		9.96	36.31
	12/5/07		10.02	36.25
	2/25/08		6.77	39.50
	5/20/08		9.49	36.78
	8/22/08		10.49	35.78
	12/10/08		10.62	35.65
	3/20/09		7.65	38.62
	6/4/09		9.36	36.91
12/3/09		10.14	36.13	
5/19/10		7.83	38.44	
12/21/10		6.35	39.92	
6/29/11			8.50	37.77

TABLE ONE
 Groundwater Elevation Data
Albany Hill Mini Mart
 800 San Pablo Avenue, Albany, CA

Well ID	Date of Measurement	Top of Casing Elevation* (feet)	Depth to Water (feet)	Groundwater Elevation (feet)	
MW-7	6/13/02	100.96	10.95	90.01	
	9/11/02		11.90	89.06	
	2/14/03	45.59	10.25	35.34	
	9/10/04		12.35	33.24	
	12/7/04		11.42	34.17	
	4/18/05		9.34	36.25	
	6/20/05		10.19	35.40	
	10/7/05		12.96	32.63	
	12/7/05			not sampled	---
	3/6/06	48.36	8.92	39.44	
	6/27/06		10.41	37.95	
	8/24/06		11.21	37.15	
	11/20/06		11.46	36.90	
	2/5/07		11.34	37.02	
	5/7/07		10.39	37.97	
	8/3/07		12.09	36.27	
	12/5/07		12.18	36.18	
	2/25/08			Bubbling	---
	5/20/08			11.70	36.66
	8/22/08			12.66	35.70
	12/10/08			12.80	35.56
	3/20/09			Bubbling	---
	6/4/09			11.55	36.81
	12/3/09			12.41	35.95
	5/19/10			9.94	38.42
	12/21/10			10.77	37.59
6/29/11			10.84	37.52	

TABLE ONE
 Groundwater Elevation Data
Albany Hill Mini Mart
 800 San Pablo Avenue, Albany, CA

Well ID	Date of Measurement	Top of Casing Elevation* (feet)	Depth to Water (feet)	Groundwater Elevation (feet)
MW-8	6/13/02	100.54	10.57	89.97
	9/11/02		11.53	89.01
	2/14/03	45.59	9.98	35.61
	9/10/04		11.98	33.61
	12/7/04		11.42	34.17
	4/18/05		8.99	36.60
	6/20/05		9.83	35.76
	10/7/05		11.60	33.99
	12/7/05		11.69	33.90
	3/6/06	47.99	8.58	39.41
	6/27/06		10.06	37.93
	8/24/06		10.77	37.22
	11/20/06		11.12	36.87
	2/5/07		10.97	37.02
	5/7/07		9.94	38.05
	8/3/07		11.74	36.25
	12/5/07		11.80	36.19
	2/25/08		8.82	39.17
	5/20/08		11.38	36.61
	8/22/08		12.26	35.73
	12/10/08		12.49	35.50
	3/20/09		9.19	38.80
	6/4/09		11.29	36.70
12/3/09		12.12	35.87	
5/19/10		9.64	38.35	
12/21/10		10.36	37.63	
	6/29/11		10.48	37.51

TABLE ONE
 Groundwater Elevation Data
Albany Hill Mini Mart
 800 San Pablo Avenue, Albany, CA

Well ID	Date of Measurement	Top of Casing Elevation* (feet)	Depth to Water (feet)	Groundwater Elevation (feet)
MW-9	2/14/03	46.86	10.84	36.02
	9/10/04		12.97	33.89
	12/7/04		12.84	34.02
	4/18/05		9.75	37.11
	6/20/05		10.83	36.03
	10/7/05		12.59	34.27
	12/7/05		12.56	34.30
	3/6/06	49.24	10.24	39.00
	6/27/06		9.83	39.41
	8/24/06		11.91	37.33
	11/20/06		12.42	36.82
	2/5/07		11.95	37.29
	5/7/07		11.20	38.04
	8/3/07		12.67	36.57
	12/5/07		12.96	36.28
	2/25/08		10.71	38.53
	5/20/08		12.15	37.09
	8/22/08		13.18	36.06
	12/10/08		13.32	35.92
	3/20/09		11.39	37.85
	6/4/09		11.82	37.42
	12/3/09		12.93	36.31
	5/19/10		10.26	38.98
12/21/10		11.66	37.58	
6/29/11			11.50	37.74

TABLE ONE
 Groundwater Elevation Data
Albany Hill Mini Mart
 800 San Pablo Avenue, Albany, CA

Well ID	Date of Measurement	Top of Casing Elevation* (feet)	Depth to Water (feet)	Groundwater Elevation (feet)
MW-10	10/7/05		10.52	
	12/7/05	not sampled		
	3/6/06	46.90	7.46	39.44
	6/27/06		9.03	37.87
	8/24/06		9.75	37.15
	11/20/06		10.30	36.60
	2/5/07		9.83	37.07
	5/7/07		8.85	38.05
	8/3/07		11.00	35.90
	12/5/07		10.64	36.26
	2/25/08		8.03	38.87
	5/20/08		10.58	36.32
	8/22/08		11.48	35.42
	12/10/08		11.68	35.22
	3/20/09		8.83	38.07
	6/4/09		10.00	36.90
	12/3/09		11.16	35.74
	5/19/10		8.87	38.03
12/21/10		8.67	38.23	
	6/29/11		9.44	37.46

Notes:

Data prior to September 10, 2004, including survey data, is based on tables compiled by AARS.

* Top of casing elevations were initially surveyed to an arbitrary benchmark. The elevations were resurveyed on November 11, 2002 with respect mean sea level.

TABLE TWO
 Summary of Analytical Results for **GROUNDWATER** Samples
Albany Hill Mini Mart
 800 San Pablo Avenue, Albany, CA
 All results are in **parts per billion (ppb)**

Well ID or Sample Point	Date Sampled	TPH Gasoline	TPH Diesel	Benzene	Toluene	Ethyl- benzene	Total Xylenes	TAME	TBA	MTBE	Other VOCs
MW-1	8/6/99	1,500	1,200	4.3	2.9	9.1	28	--	--	ND	--
	11/5/99	1,800	1,400	5.1	3.2	8.9	33	--	--	ND	--
	2/7/00	1,100	890	3.3	1.9	5.6	21	--	--	ND	--
	5/7/00	970	650	2.9	1.7	4.9	18	--	--	ND	--
	8/3/00	1,200	270*	190	43.0	41	160	--	--	360	--
	11/8/00	4,200	230*	990	200.0	130	560	--	--	840**	--
	2/8/01	2,800	380*	630	130.0	51	250	--	--	390	--
	6/7/01	650	190	97	13.0	20	62	--	--	320	--
	9/7/01	970	400	260	17.0	44	140	--	--	460	--
	12/13/01	291	< 50	91.7	1.4	17.4	7.2	--	--	499	--
	6/13/02	5,120	2,160*	1,860	22.0	316	318	--	--	325	--
	11/11/02	824	< 50	216	< 5	22	20	--	--	290	--
	2/14/03	1,783	590*	546	5.0	90	52	--	--	321	--
	9/10/04	900	82	210	8.4	52	23	< 0.5	5.1	220	< 0.5
	12/7/04	540	< 80	130	3.1	24	14	< 0.5	< 5.0	240	< 0.5
	4/18/05	1,600	< 200	390	3.6	32	57	< 0.5	< 5.0	240	0.53 1,2-DCA
	6/20/05	2,500	< 300	740	12.0	110	69	< 0.5	5.7	240	< 0.50
	10/7/05	520	130	97	26.0	11	28	< 0.50	< 5.0	190	< 0.50
	12/7/05	220	86	42	11.0	6.2	12	< 0.50	< 5.0	230	< 0.50
	3/6/06	180	69	63	1.6	3.8	2.3	< 0.50	< 0.50	180	< 0.50
	6/27/06	2,800	< 300	1,100	7.1	140	44	< 0.50	9.9	220	< 0.50
	8/24/06	3,200	< 200	1,100	6.6	170	16	< 2.0	< 9.0	250	< 2.0
	11/20/06	630	< 50	170	1.2	22	2.8	< 0.50	6.2	220	< 0.50
	2/5/07	570	< 50	180	1.0	23	3.4	< 0.50	< 5.0	180	< 0.50
	5/7/07	500	< 50	200	0.64	12	0.72	< 0.50	< 5.0	210	< 0.50
	8/3/07	930	< 80	300	2.8	49	6.8	< 0.50	7.1	160	< 0.50
	12/5/07	560	< 50	150	37	9.8	46	< 0.50	< 5.0	100	< 0.50
	2/25/08	1,000	100	340	11	14	23	< 0.50	11	170	< 0.50
	5/20/08	740	< 50	220	3.2	7.5	6.9	< 0.50	23	170	0.68 DIPE
	8/22/08	190	< 50	52	1.2	7.3	4.6	< 0.50	11	160	0.60 DIPE
	12/10/08	98	< 50	18	< 0.50	3.2	0.89	< 0.50	< 5.0	74	< 0.50
	3/20/09	61	< 50	1.8	< 0.50	< 0.50	< 0.50	< 0.50	< 5.0	65	< 0.50
	6/4/09	< 50	< 50	5.5	< 0.50	0.63	< 0.50	< 0.50	< 5.0	71	< 0.50
	12/3/09	75	< 50	2.8	< 0.50	< 0.50	< 0.50	< 0.50	< 5.0	30	< 0.50
	5/19/10	75	< 50	1.3	< 0.50	< 0.50	< 0.50	< 0.50	< 5.0	47	< 0.50
	12/21/10	< 50	< 50	0.86	< 0.50	< 0.50	< 0.50	< 0.50	< 5.0	19	< 0.50
	6/29/11	68	< 50	< 0.50	< 0.50	< 0.50	< 0.50	< 0.50	< 5.0	20	< 0.50

TABLE TWO
 Summary of Analytical Results for **GROUNDWATER** Samples
Albany Hill Mini Mart
 800 San Pablo Avenue, Albany, CA
 All results are in **parts per billion (ppb)**

Well ID or Sample Point	Date Sampled	TPH Gasoline	TPH Diesel	Benzene	Toluene	Ethyl-benzene	Total Xylenes	TAME	TBA	MTBE	Other VOCs
MW-2	8/6/99	ND	340	ND	ND	ND	ND	--	--	ND	--
	11/5/99	ND	420	ND	ND	ND	0.7	--	--	ND	--
	2/7/00	ND	310	ND	ND	ND	0.6	--	--	ND	--
	5/7/00	ND	280	ND	ND	ND	<1	--	--	ND	--
	8/3/00	460	70*	79	3.0	4.3	8	--	--	3,300	--
	11/8/00	200	120	57	2.0	1.3	8	--	--	3,000	--
	2/8/01	290	80	50	1.0	0.6	4	--	--	3,100	--
	6/7/01	210	80	18	0.6	3	5	--	--	2,000	--
	9/7/01	230	ND	51	ND	8	8	--	--	2,400	--
	12/13/01	172	ND	53	1.2	7.7	8.4	--	--	1,780	--
	6/13/02	86	<50	6	6.7	1.1	4.5	--	--	1,830	--
	11/11/02	1,040	<50	5	1.0	<1	5	--	--	1,250	--
	2/14/03	82	<50	8	<1	1	<3	--	--	1,520	--
	9/10/04	<100	72	1.6	<1.0	<1.0	<1.0	<1.0	<1.0	620	<1.0
	12/7/04	<150	86	17	<1.5	<1.5	<1.5	<1.5	<7.0	540	<1.5
	4/18/05	280	130	55	<1.5	4.4	<1.5	<1.5	<20	840	<1.5
	6/20/05	200	100	34	<0.90	2.4	2.7	<0.90	5.2	540	<0.90
	10/7/05	<90	150	11	<0.90	<0.90	<0.90	<0.90	<5.0	360	<0.90
	12/7/05	<90	110	1.5	<0.90	<0.90	<0.90	<0.90	<5.0	500	<0.90
	3/6/06	<90	88	7.0	<0.90	<0.90	<0.90	<0.50	5.2	610	<0.50
	6/27/06	270	150	49	<0.50	5.1	3.4	0.58	8.9	540	<0.50
	8/24/06	110	120	13	<0.50	1.3	<0.50	<0.50	<5.0	480	<0.50
	11/20/06	56	<50	5.6	<0.50	<0.50	<0.50	<0.50	<5.0	330	<0.50
	2/5/07	98	<50	28	<0.50	<0.50	<0.50	0.61	<5.0	500	<0.50
	5/7/07	<90	<50	22	<0.90	<0.90	<0.90	<0.90	6.0	450	<0.90
	8/3/07	<50	<50	2.2	<0.50	<0.50	<0.50	<0.50	9.0	240	<0.50
	12/5/07	<50	<50	<0.50	<0.50	<0.50	<0.50	<0.50	37	82	<0.50
	2/25/08	<50	<50	<0.50	<0.50	<0.50	<0.50	<0.50	<5.0	10	<0.50
	5/20/08	<50	<50	<0.50	<0.50	<0.50	<0.50	<0.50	<5.0	0.71	<0.50
	8/22/08	<50	<50	<0.50	<0.50	<0.50	<0.50	<0.50	<5.0	0.71	<0.50
	12/10/08	<50	<50	<0.50	<0.50	<0.50	<0.50	<0.50	<5.0	<0.50	<0.50
	3/20/09	<50	<50	<0.50	<0.50	<0.50	<0.50	<0.50	<5.0	<0.50	<0.50
	6/4/09	<50	<50	<0.50	<0.50	<0.50	<0.50	<0.50	<5.0	<0.50	<0.50
	12/3/09	<50	<50	<0.50	<0.50	<0.50	<0.50	<0.50	<5.0	<0.50	<0.50
	5/19/10	<50	<50	<0.50	<0.50	<0.50	<0.50	<0.50	<5.0	<0.50	<0.50
	12/21/10	<50	<50	<0.50	<0.50	<0.50	<0.50	<0.50	<5.0	<0.50	<0.50
	6/29/11	<50	<50	<0.50	<0.50	<0.50	<0.50	<0.50	<5.0	<0.50	<0.50

TABLE TWO
 Summary of Analytical Results for **GROUNDWATER** Samples
Albany Hill Mini Mart
 800 San Pablo Avenue, Albany, CA
 All results are in **parts per billion (ppb)**

Well ID or Sample Point	Date Sampled	TPH Gasoline	TPH Diesel	Benzene	Toluene	Ethyl-benzene	Total Xylenes	TAME	TBA	MTBE	Other VOCs
MW-3	8/6/99	ND	ND	ND	ND	ND	ND	--	--	ND	--
	11/5/99	92	54	ND	ND	0.6	1.7	--	--	ND	--
	2/7/00	120	71	ND	0.6	0.8	2.2	--	--	ND	--
	5/7/00	100	68	ND	ND	0.7	1.9	--	--	ND	--
	8/3/00	910	300*	220	9.0	35	16	--	--	11,000**	--
	11/8/00	990	200	320	0.8	18	9	--	--	8,000	--
	2/8/01	990	110	180	21.0	7	24	--	--	5,200**	--
	6/7/01	370	140	62	4.0	8	13	--	--	6,600**	--
	9/7/01	460	ND	87	1.0	11	25	--	--	9,400**	--
	12/13/01	251	ND	66.8	0.9	2.6	8.4	--	--	6,610	--
	6/13/02	3,630	< 50	41	60.0	41	187	--	--	8,820**	--
	11/11/02	6,210	< 50	150	< 1	5	< 3	--	--	7,770	--
	2/14/03	176	< 50	31	< 1	2	< 3	--	--	5,040	--
	9/10/04	< 1,000	140	110	< 10	< 10	21	20	200	4,400	< 10
	12/7/04	1,000	150	310	19.0	24	50	21	< 100	4,000	< 10
	4/18/05	750	150	170	16.0	33	36	6.1	< 50	1,700	< 5.0
	6/20/05	680	120	140	9.7	20	38	7.4	< 20	1,900	< 4.0
	10/7/05	630	160	140	10.0	11	34	9.2	< 20	2,000	< 4.0
	12/7/05	550	200	128	6.4	7.2	10	11	56	2,400	< 4.0
	3/6/06	88	36	< 2.0	5.3	2.1	4.2	13	1,000	1,000	< 2.0
	6/27/06	7,400	< 1,500	2,800	12	190	56	9.8	110	760	< 4.0
	8/24/06	< 400	130	24	< 4.0	< 4.0	14	9.0	40	2,800	< 4.0
	11/20/06	< 400	< 50	42	< 4.0	4.4	8.7	7.3	71	1,700	< 4.0
	2/5/07	440	< 50	110	4.2	< 4.0	16	7.3	39	1,600	< 4.0
	5/25/07	240	< 50	52	4.3	4.3	18	4.3	140	1,100	< 2.0
	8/3/07	500	< 50	190	7.2	12	40	4.4	320	860	< 1.5
	12/5/07	< 150	< 50	< 1.5	< 1.5	< 1.5	< 1.5	5.1	280	1,200	< 1.5
	2/25/08	< 200	< 50	< 2.0	< 2.0	< 2.0	< 2.0	5.0	13	1,300	< 2.0
	5/20/08	< 50	< 50	2.5	< 0.50	< 0.50	< 0.50	< 0.50	6.7	200	0.54 DIPE
	8/22/08	< 50	< 50	1.5	< 0.50	< 0.50	< 0.50	0.64	6.9	380	< 0.50
	12/10/08	< 50	< 50	< 0.50	< 0.50	< 0.50	< 0.50	< 0.50	< 5.0	7.2	< 0.50
	3/20/09	< 50	< 50	0.61	< 0.50	< 0.50	< 0.50	< 0.50	7.7	14	< 0.50
	6/4/09	< 50	< 50	< 0.50	< 0.50	< 0.50	< 0.50	< 0.50	< 0.50	4.0	< 0.50
	12/3/09	< 50	< 50	< 0.50	< 0.50	< 0.50	< 0.50	< 0.50	< 5.0	< 0.50	< 0.50
	5/19/10	< 50	< 50	< 0.50	< 0.50	< 0.50	< 0.50	< 0.50	< 5.0	26	< 0.50
	12/21/10	< 50	< 50	< 0.50	< 0.50	< 0.50	< 0.50	< 0.50	< 5.0	< 0.50	< 0.50
	6/29/11	< 50	< 50	< 0.50	< 0.50	< 0.50	< 0.50	< 0.50	< 5.0	2.9	< 0.50

TABLE TWO
 Summary of Analytical Results for **GROUNDWATER** Samples
Albany Hill Mini Mart
 800 San Pablo Avenue, Albany, CA
 All results are in **parts per billion (ppb)**

Well ID or Sample Point	Date Sampled	TPH Gasoline	TPH Diesel	Benzene	Toluene	Ethyl-benzene	Total Xylenes	TAME	TBA	MTBE	Other VOCs
MW-4	6/13/02	4,460	1,500*	425	409.0	115	730	--	--	32	--
	11/11/02	5,150	2,380*	2,010	74.0	399	252	--	--	< 20	--
	2/14/03	6,360	2,410*	1,560	82.0	274	573	--	--	< 1	--
	9/10/04	1,600	180	370	6.5	68	93	< 1.0	10	13	1.1 (DIPE)
	12/7/04	1,900	< 200	450	8.2	72	100	< 0.9	5.4	9.5	< 0.9
	4/18/05	10,000	< 800	1,500	27.0	420	900	< 1.5	15	18	< 1.5
	6/20/05	6,100	< 600	830	19.0	280	400	< 1.5	17	22	< 1.5
	10/7/05	3,200	< 500	660	8.7	110	140	< 1.5	12	14	< 1.5
	12/7/05	1,000	< 200	220	2.5	48	37	< 0.5	< 5.0	12	< 0.5
	3/6/06	1,200	< 300	280	2.1	32	77	0.65	< 0.50	75	1.0 (DIPE) / 0.57(1,2-DCA)
	6/27/06	2,000	< 300	570	4.0	110	120	< 0.90	15	110	1.2(DIPE)
	8/24/06	2,500	< 300	830	6.5	120	120	< 0.90	18	95	< 0.90
	11/20/06	1,900	< 80	590	4.8	37	29	< 1.5	< 1.5	14	< 1.5
	2/5/07	2,700	< 80	970	4.4	53	62	< 1.5	< 12	45	< 1.5
	5/7/07	2,900	< 200	1,200	5.0	89	95	< 1.5	18	34	< 1.5
	8/3/07	1,800	< 200	610	3.4	36	25	0.62	9.3	25	1.4 DIPE
	12/5/07	1,300	< 200	530	3.4	3.4	20	< 0.90	6.0	32	0.98 DIPE
	2/25/08	800	< 50	180	6.0	15	35	< 0.50	30	44	0.76 DIPE
	5/20/08	560	< 50	130	3.6	5.7	14	< 0.50	21	34	0.85 DIPE
	8/22/08	110	< 50	7.3	< 0.50	< 0.50	0.79	< 0.50	12	28	1.0 DIPE
	12/10/08	190	< 50	38	0.53	2.7	1.8	< 0.50	6.6	20	0.76 DIPE
	3/20/09	86	< 50	8.7	< 0.50	1.1	3.6	< 0.50	< 5.0	14	0.73 DIPE
	6/4/09	160	< 50	28	< 0.50	1.5	1.9	< 0.50	< 5.0	12	0.72 DIPE
	12/3/09	280	< 50	46	0.61	0.93	1.9	< 0.50	< 5.0	12	0.65 DIPE
	5/19/10	200	< 50	20	< 0.50	< 0.50	< 0.50	< 0.50	9.3	13	0.94 DIPE
	12/21/10	200	< 50	32	< 0.50	1.1	3.3	< 0.50	< 5.0	9.5	0.64 DIPE
	6/29/11	120	< 50	13	< 0.50	< 0.50	< 0.50	< 0.50	< 0.50	6.7	9.8

TABLE TWO
Summary of Analytical Results for **GROUNDWATER** Samples
Albany Hill Mini Mart
800 San Pablo Avenue, Albany, CA
All results are in **parts per billion (ppb)**

Well ID or Sample Point	Date Sampled	TPH Gasoline	TPH Diesel	Benzene	Toluene	Ethyl-benzene	Total Xylenes	TAME	TBA	MTBE	Other VOCs	
MW-5	6/13/02	536	< 50	6.4	0.6	22	23	--	--	11	--	
	11/11/02	3,270	1,230*	< 1	< 1	28	8	--	--	< 1	--	
	2/14/03	1,260	610*	9	7.0	22	5	--	--	< 1	--	
	9/10/04	1,300	150	2.4	< 0.50	0.77	< 0.50	< 0.50	< 5.0	< 0.50	< 0.50	
	12/7/04	1,000	< 200	4.1	< 0.50	1.4	< 0.50	< 0.50	< 5.0	< 0.50	< 0.50	
	4/18/05	Improperly Destroyed by City of Albany During Street Improvements										
MW-5R	10/7/05	760	< 800	2	< 0.50	8.3	1.2	< 0.50	< 5.0	< 0.50	< 0.50	
	12/7/05	5,200	< 2,000	36	1.0	320	15	< 0.50	< 5.0	< 0.50	< 0.50	
	3/6/06	6,300	< 3,000	44	1.2	370	19	< 0.90	5.9	< 0.90	< 0.90	
	6/27/06	5,100	< 2,000	53	1.3	370	17	< 0.50	5.6	< 0.50	< 0.50	
	8/24/06	6,500	< 2,000	80	1.8	510	18	< 0.90	9.9	< 0.90	< 0.90	
	11/20/06	5,400	< 600	160	2.4	370	100	< 0.90	10	81	< 0.90	
	2/5/07	6,300	< 1,500	69	3.2	480	31	< 0.80	10	< 0.80	< 0.80	
	5/7/07	5,600	< 500	61	2.4	510	19	< 0.90	11	< 0.90	< 0.90	
	8/3/07	170	< 50	3.7	< 0.50	< 0.50	< 0.50	1.4	9.2	330	< 0.50	
	12/5/07	4,500	< 800	32	1.3	240	10	< 0.50	< 5.0	< 0.50	< 0.50	
	2/25/08	6,000	< 600	41	1.7	310	13	< 0.50	5.6	< 0.50	< 0.50	
	5/20/08	220	< 50	2.4	< 0.50	< 0.50	< 0.50	< 0.50	< 5.0	37	< 0.50	
	8/22/08	91	< 50	< 0.50	< 0.50	< 0.50	< 0.50	0.57	< 5.0	100	< 0.50	
	12/10/08	140	< 50	< 0.50	< 0.50	< 0.50	< 0.50	< 0.50	< 5.0	41	< 0.50	
	3/20/09	< 50	< 50	< 0.50	< 0.50	< 0.50	< 0.50	< 0.50	< 5.0	8.8	< 0.50	
	6/4/09	4,300	< 800	35	2.2	130	5.7	< 0.50	< 5.0	6.9	< 0.50	
	12/3/09	55	< 50	< 0.50	< 0.50	< 0.50	< 0.50	< 0.50	< 5.0	13	< 0.50	
	5/19/10	< 50	< 50	< 0.50	< 0.50	< 0.50	< 0.50	< 0.50	< 5.0	2.2	< 0.50	
	12/21/10	2,700	< 50	16	1.4	29	1.6	< 0.50	< 5.0	< 0.50	< 0.50	
	6/29/11	1,900	< 300	12	1.1	6.0	0.85	< 0.50	< 5.0	< 0.50	< 0.50	
MW-6	6/13/02	2,980	1,460*	31	2.3	3.8	12	--	--	310	--	
	11/11/02	3,570	1,210*	336	5	< 5	< 15	--	--	95	--	
	2/14/03	3,770	1,620*	429	12	7	10	--	--	122	--	
	9/10/04	< 1,000	390	2.7	< 0.50	< 0.50	< 0.50	2.3	48	280	< 0.50	
	12/7/04	1,800	< 600	32	1.7	< 0.50	1.1	2.2	49	160	< 0.50	
	4/18/05	1,200	1,400	34	1.3	< 0.50	0.90	0.86	19	36	< 0.50	
	6/20/05	590	1,300	3.3	< 0.50	< 0.50	< 0.50	< 0.50	5.5	8.5	< 0.50	
	10/7/05	470	1,300	6.8	< 0.50	< 0.50	< 0.50	0.67	20	82	< 0.50	
	12/7/05	420	910	10	< 0.50	< 0.50	< 0.50	< 0.50	7.3	22	< 0.50	
	3/6/06	790	590	3.2	< 0.50	< 0.50	< 0.50	< 0.50	< 0.50	4.3	< 0.50	
	6/27/06	2,600	980	100	4.0	0.96	2.2	1.0	49	78	< 0.50	
	8/24/06	1,200	960	57	2.3	< 0.50	1.1	0.82	34	64	< 0.50	
	11/20/06	1,300	< 200	58	1.7	< 0.50	1.3	< 0.50	18	26	< 0.50	
	2/5/07	1,200	< 200	49	1.8	< 0.50	1.6	0.90	45	67	< 0.50	
	5/7/07	290	< 50	3.1	< 0.50	< 0.50	< 0.50	< 0.50	< 0.50	5.0	< 0.50	
	8/3/07	580	< 80	23	1.0	< 0.50	< 0.50	0.57	34	45	< 0.50	
	12/5/07	870	< 800	2.8	< 0.50	< 0.50	< 0.50	0.58	20	54	< 0.50	
	2/25/08	1,400	< 500	16	0.73	< 0.50	9.6	< 0.50	19	77	< 0.50	
	5/20/08	1,600	< 200	42	2.0	< 0.50	1.1	0.72	59	58	< 0.50	
	8/22/08	520	< 300	3.2	< 0.50	< 0.50	< 0.50	0.62	47	70	< 0.50	
	12/10/08	1,000	< 6,000	0.53	< 0.50	< 0.50	< 0.50	< 0.50	24	21	< 0.50	
	3/20/09	700	< 500	< 0.50	< 0.50	< 0.50	< 0.50	< 0.50	< 5.0	2.9	< 0.50	
	6/4/09	160	< 1,500	< 0.50	< 0.50	< 0.50	< 0.50	< 0.50	10	18	< 0.50	
12/3/09	750	< 1,500	< 0.50	< 0.50	< 0.50	< 0.50	< 0.50	< 5.0	4.4	< 0.50		
5/19/10	210	< 200	< 0.50	< 0.50	< 0.50	< 0.50	< 0.50	< 5.0	2.8	< 0.50		
12/21/10	130	< 400	< 0.50	< 0.50	< 0.50	< 0.50	< 0.50	< 5.0	< 0.50	< 0.50		
6/29/11	390	< 200	< 0.50	< 0.50	< 0.50	< 0.50	< 0.50	< 5.0	0.5	< 0.50		

TABLE TWO
 Summary of Analytical Results for **GROUNDWATER** Samples
Albany Hill Mini Mart
 800 San Pablo Avenue, Albany, CA
 All results are in **parts per billion (ppb)**

Well ID or Sample Point	Date Sampled	TPH Gasoline	TPH Diesel	Benzene	Toluene	Ethyl-benzene	Total Xylenes	TAME	TBA	MTBE	Other VOCs	
MW-7	6/13/02	24,100	1,570*	2,310	657	945	5,430	--	--	951	--	
	11/11/02	4,760	2,160*	1,820	21	316	1,141	--	--	702	--	
	2/14/03	4,320	2,380*	1,020	7	223	293	--	--	1,410	--	
	9/10/04	4,800	< 300	640	16	250	490	< 1.5	31	590	< 1.5	
	12/17/04	990	< 300	140	3.4	49	70	4.0	< 20	960	< 2.0	
	4/18/05	1,400	< 300	260	1.3	96	16	< 1.0	20	370	< 1.0	
	6/20/05	1,900	< 200	320	1.0	130	24	< 0.50	17	370	< 0.50	
	10/17/05	2,600	< 800	190	4.7	91	200	< 0.73	8.0J	310	< 0.50	
	12/17/05							Not sampled. Inaccessible				
	3/6/06	640	< 200	85	0.88	24	30	< 0.50	8.0	150	< 0.50	
	6/27/06	1,200	< 200	180	1.7	64	64	< 0.50	14	150	< 0.50	
	8/24/06	990	< 200	120	0.96	36	51	< 0.50	13	180	< 0.50	
	11/20/06	1,600	< 200	200	1.6	59	160	< 0.50	5.2	180	< 0.50	
	2/5/07	2,300	< 200	390	2.6	120	140	< 0.50	15	190	< 0.50	
	5/7/07	490	< 80	190	0.61	9.3	3.2	0.55	16	200	< 0.50	
	8/3/07	2,100	< 200	390	2.4	94	73	0.61	19	220	0.51 DIPE	
	12/5/07	140	< 50	7.2	0.67	3.0	18	0.98	150	180	< 0.50	
	2/25/08	< 50	< 50	0.98	< 0.50	0.69	2.4	< 0.50	< 5.0	100	< 0.50	
	5/20/08	< 50	< 50	< 0.50	< 0.50	< 0.50	< 0.50	< 0.50	< 5.0	1.3	< 0.50	
	8/22/08	< 50	< 50	< 0.50	< 0.50	< 0.50	< 0.50	< 0.50	< 5.0	< 0.50	< 0.50	
	12/10/08	< 50	< 50	< 0.50	< 0.50	< 0.50	< 0.50	< 0.50	< 5.0	< 0.50	< 0.50	
	3/20/09	< 50	< 50	< 0.50	< 0.50	< 0.50	< 0.50	< 0.50	< 5.0	< 0.50	< 0.50	
	6/4/09	< 50	< 50	< 0.50	< 0.50	< 0.50	< 0.50	< 0.50	< 5.0	< 0.50	< 0.50	
	12/3/09	< 50	< 50	< 0.50	< 0.50	< 0.50	< 0.50	< 0.50	< 5.0	< 0.50	< 0.50	
	5/19/10	< 50	< 50	< 0.50	< 0.50	< 0.50	< 0.50	< 0.50	< 5.0	0.55	< 0.50	
	12/21/10	< 50	< 50	< 0.50	< 0.50	< 0.50	< 0.50	< 0.50	< 5.0	< 0.50	< 0.50	
	6/29/11	180	< 80	< 0.50	< 0.50	< 0.50	2.8	14	< 0.50	< 5.0	< 0.50	< 0.50
	MW-8	6/13/02	20,000	7,760*	2,200	1,140	1,050	4,090	--	--	12,000	--
		11/11/02	5,010	2,010*	187	< 1	15	< 3	--	--	16,600	--
		2/14/03	1,980	< 50	607	6	113	40	--	--	11,500	--
		9/10/04	< 2,000	200	110	< 20	26	49	25	< 200	8,600	< 20
		12/17/04	2,000	280	420	< 10	40	61	31	100	6,800	< 10
4/18/05		< 1000	250	76	< 10	23	< 10	17	< 100	3,700	< 10	
6/20/05		1,300	300	190	< 7.0	21	40	19	< 40	3,400	< 7.0	
10/17/05		< 700	200	85	< 7.0	9.3	8.3	23	< 40	4,400	< 7.0	
12/17/05		1,400	300	250	8.7	41	90	18	< 40	4,400	< 7.0	
3/6/06								Not sampled. Inaccessible				
6/27/06		710	250	100	< 5.0	7.8	26	16	30	3,100	< 5.0	
8/24/06		540	260	74	< 5.0	5.4	45	15	< 25	2,700	< 5.0	
11/20/06		2,100	< 100	380	4.4	18	170	10	530	1,900	< 4.0	
2/5/07		1,700	< 100	560	3.9	7.5	80	2.7	970	630	< 1.0	
5/7/07		510	< 50	170	0.61	2.1	5.4	0.57	460	110	< 0.50	
8/3/07		840	< 80	240	1.6	7.0	18	< 0.50	100	100	< 0.50	
12/5/07		1,400	< 300	9.2	3.9	36	310	1.5	210	370	< 0.50	
2/25/08		< 50	< 50	< 0.50	< 0.50	< 0.50	< 0.50	< 0.50	< 5.0	130	< 0.50	
5/20/08		< 50	< 50	< 0.50	< 0.50	< 0.50	1.5	< 0.50	< 5.0	6.1	< 0.50	
8/22/08		< 50	< 50	< 0.50	< 0.50	< 0.50	< 0.50	< 0.50	< 5.0	< 0.50	< 0.50	
12/10/08		< 50	< 50	< 0.50	< 0.50	< 0.50	< 0.50	< 0.50	< 5.0	< 0.50	< 0.50	
3/20/09		< 50	< 50	< 0.50	< 0.50	< 0.50	< 0.50	< 0.50	< 5.0	< 0.50	< 0.50	
6/4/09		< 50	< 50	< 0.50	< 0.50	< 0.50	< 0.50	< 0.50	< 5.0	< 0.50	< 0.50	
12/3/09	< 50	< 50	< 0.50	< 0.50	< 0.50	< 0.50	< 0.50	< 5.0	< 0.50	< 0.50		
5/19/10	< 50	< 50	< 0.50	< 0.50	< 0.50	< 0.50	< 0.50	< 5.0	< 0.50	< 0.50		
12/21/10	< 50	< 50	< 0.50	< 0.50	< 0.50	< 0.50	< 0.50	< 5.0	< 0.50	< 0.50		
6/29/11	< 50	< 50	< 0.50	< 0.50	< 0.50	< 0.50	< 0.50	< 0.50	< 5.0	< 0.50	< 0.50	

TABLE TWO
 Summary of Analytical Results for **GROUNDWATER** Samples
Albany Hill Mini Mart
 800 San Pablo Avenue, Albany, CA
 All results are in **parts per billion (ppb)**

Well ID or Sample Point	Date Sampled	TPH Gasoline	TPH Diesel	Benzene	Toluene	Ethyl-benzene	Total Xylenes	TAME	TBA	MTBE	Other VOCs
MW-9	6/27/02	19,000	--	1,430	1,750	501	5,410	--	--	< 0.5	--
	11/11/02	19,000	13,200*	3,390	4,540	1,020	9,050	--	--	549	--
	2/14/03	21,300	8,200*	1,700	2,200	701	4,970	--	--	< 1	--
	9/10/04	12,000	< 1,500	890	37	280	2,000	< 5.0	< 50	< 5.0	< 5.0
	12/17/04	13,000	< 1,500	950	580	480	2,900	< 5.0	< 50	< 5.0	< 5.0
	4/18/05	9,600	< 1,000	620	180	260	1,400	< 2.5	< 25	< 2.5	< 2.5
	6/20/05	9,800	< 1,500	760	260	430	1,400	< 2.0	< 9.0	< 2.0	< 2.0
	10/17/05	3,400	< 1000	350	170	100	480	< 0.50	< 5.0	< 0.50	< 0.50
	12/17/05	5,600	< 1000	320	97	200	580	< 0.90	< 5.0	< 0.50	< 0.50
	3/6/06	4,200	< 800	460	120	97	600	< 0.90	< 5.0	< 0.90	< 0.50
	6/27/06	8,100	< 1,000	710	330	390	1,700	< 0.50	< 5.0	< 2.0	< 0.50
	8/24/06	6,100	< 800	550	220	280	1,200	< 2.0	< 9.0	< 2.0	< 2.0
	11/20/06	5,200	< 400	310	98	130	850	< 1.0	< 5.0	< 1.0	< 1.0
	2/5/07	4,500	< 400	370	120	190	720	< 1.0	< 5.0	< 1.0	< 1.0
	5/7/07	6,400	< 300	700	220	380	1,200	< 1.0	< 5.0	< 1.0	< 1.0
	8/3/07	5,300	< 300	380	140	290	830	< 0.90	< 5.0	< 0.90	< 0.90
	12/5/07	4,100	< 300	250	84	130	990	< 1.0	< 5.0	< 1.0	< 1.0
	2/25/08	2,600	< 300	250	20	120	290	< 0.50	< 5.0	< 0.50	< 0.50
	5/20/08	3,000	< 200	320	39	170	390	< 0.50	< 5.0	0.51	< 0.50
	8/22/08	3,700	< 600	220	68	190	610	< 0.50	< 5.0	0.72	< 0.50
	12/10/08	4,100	< 300	240	80	250	840	< 0.50	< 5.0	< 0.50	< 0.50
	3/20/09	1,800	< 200	170	22	81	250	< 0.50	< 5.0	< 0.50	< 0.50
	6/14/09	2,600	< 200	260	35	110	410	< 0.50	< 5.0	< 0.50	< 0.50
	12/3/09	5,200	< 300	260	63	320	970	< 0.50	< 5.0	< 0.50	< 0.50
	5/19/10	3,000	< 300	190	23	120	490	< 0.90	< 5.0	< 0.90	< 0.90
	12/21/10	4,900	< 300	200	35	260	1,000	< 0.90	< 5.0	< 0.90	< 0.90
	6/29/11	3,400	< 300	140	20	160	800	< 0.90	< 5.0	< 0.90	< 0.90

TABLE TWO
 Summary of Analytical Results for **GROUNDWATER** Samples
Albany Hill Mini Mart
 800 San Pablo Avenue, Albany, CA
 All results are in **parts per billion (ppb)**

Well ID or Sample Point	Date Sampled	TPH Gasoline	TPH Diesel	Benzene	Toluene	Ethyl-benzene	Total Xylenes	TAME	TBA	MTBE	Other VOCs
MW-10	10/7/05	470	330	17	<0.50	2	11	1.2	9.4J	210	<0.50
	12/7/05					Not sampled. Inaccessible					
	3/6/06	130	130	4.2	< 0.50	< 0.50	< 0.50	4.9	13	820	0.55 (DIPE)
	6/27/06	< 400	140	4.4	< 0.50	< 0.50	< 0.50	8.9	21	1,300	0.60 (DIPE)
	8/24/06	< 400	140	< 4.0	< 4.0	< 4.0	< 4.0	7.0	< 20	1,400	< 4.0
	11/20/06	< 150	< 50	2.5	< 1.5	< 1.5	< 1.5	3.3	10	750	< 1.5
	2/5/07	170	< 50	3.0	< 0.90	< 0.90	< 0.90	2.4	6.5	440	< 0.90
	5/7/07	96	< 50	2.3	< 0.50	< 0.50	< 0.50	0.83	< 5.0	180	< 0.50
	8/3/07	5,000	< 1,000	67	2.3	410	14	< 0.50	6.7	< 0.50	< 0.50
	12/5/07	310	< 50	1.2	< 0.50	< 0.50	< 0.50	< 0.50	< 5.0	< 0.50	< 0.50
	2/25/08	240	240	5.3	< 0.50	< 0.50	< 0.50	< 0.50	9.3	57	< 0.50
	5/20/08	3,400	< 500	23	1.2	120	5.9	< 0.50	< 5.0	< 0.50	< 0.50
	8/22/08	1,900	< 500	22	0.89	3.8	2.1	< 0.50	5.1	< 0.50	< 0.50
	12/10/08	3,500	< 500	40	2.0	190	7.8	< 0.50	< 5.0	< 0.50	< 0.50
	3/20/09	4,100	< 600	40	1.7	150	5.8	< 0.50	5.9	< 0.50	< 0.50
	6/4/09	< 50	< 50	< 0.50	< 0.50	< 0.50	< 0.50	< 0.50	34	< 0.50	< 0.50
	12/3/09	4,500	< 800	36	2.5	140	4.3	< 0.50	< 5.0	< 0.50	< 0.50
	5/19/10	3,600	< 600	19	2.3	120	3.3	< 0.50	< 5.0	< 0.50	< 0.50
	12/21/10	< 50	< 50	< 0.50	< 0.50	< 0.50	< 0.50	< 0.50	< 5.0	7.2	< 0.50
	6/29/11	< 50	< 50	< 0.50	< 0.50	< 0.50	< 0.50	< 0.50	< 0.50	< 5.0	2.0
ESL		100	100	1.0	40	30	20	NE	12	5.0	Varies

Notes:

Data prior to August 2004 is based on a table compiled by AARS - ASE has not checked results against original laboratory reports.

* Does not match diesel pattern

** Confirmed by GC/MS method 8260

ESL = Environmental screening levels presented in the "Screening For Environmental Concerns at Sites With Contaminated Soil and Groundwater (November 2007)" document prepared by the California Regional Water Quality Control Board, San Francisco Bay Region for sites where groundwater is a current or potential source of drinking water.

Most recent concentrations are in **Bold**.

Non-detectable concentrations noted by the less than sign (<) followed by the laboratory detection limit.

NE indicates that no ESL has been established for this compound.



Aqua Science Engineers, Inc. 55 Oak Court, Suite 220, Danville, CA 94526
(925) 820-9391 - Fax (925) 837-4853 - www.aquascienceengineers.com

APPENDIX A

Well Sampling Field Logs

AQUA SCIENCE ENGINEERS

WELL SAMPLING FIELD LOG

PROJECT NAME ALBANY HILL MINI MART

JOB NUMBER 3934 DATE OF SAMPLING 06-29-2011

WELL ID. MW-1 SAMPLER DA

TOTAL DEPTH OF WELL 24.2 WELL DIAMETER 2

DEPTH TO WATER PRIOR TO PURGING 11.26 TIME OF MEASUREMENT

PRODUCT THICKNESS 0

DEPTH OF WELL CASING IN WATER 12.94

NUMBER OF GALLONS PER WELL CASING VOLUME 2.07

NUMBER OF WELL CASING VOLUMES TO BE REMOVED 3

REQUIRED VOLUME OF GROUNDWATER TO BE PURGED PRIOR TO SAMPLING 6

EQUIPMENT USED TO PURGE WELL NEW DISPOSABLE BAILER

TIME EVACUATION STARTED 0700 TIME EVACUATION COMPLETED 0710

TIME SAMPLES WERE COLLECTED 0711

DID WELL GO DRY NO AFTER HOW MANY GALLONS —

VOLUME OF GROUNDWATER PURGED 6

SAMPLING DEVICE NEW DISPOSABLE BAILER

SAMPLE COLOR LT GRAY ODOR/SEDIMENT NO SCLIGHT

CHEMICAL DATA

VOLUME PURGED	TEMPERATURE	PH	CONDUCTIVITY
1	18.7	7.6	790
2	18.4	7.5	800
3	18.41	7.6	800

SAMPLES COLLECTED

SAMPLE	# OF CONTAINERS	SIZE AND TYPE OF CONTAINER	ANALYSIS	PRESERVED
MW-1	5	40 ML VOA	8015/8260	✓

AQUA SCIENCE ENGINEERS

WELL SAMPLING FIELD LOG

PROJECT NAME ALBANY HILL MINI MART

JOB NUMBER 3934 DATE OF SAMPLING 06-29-2011

WELL ID. MW-2 SAMPLER DA

TOTAL DEPTH OF WELL 24.8 WELL DIAMETER 2

DEPTH TO WATER PRIOR TO PURGING 10.27 TIME OF MEASUREMENT

PRODUCT THICKNESS 0

DEPTH OF WELL CASING IN WATER 14.53

NUMBER OF GALLONS PER WELL CASING VOLUME 2.32

NUMBER OF WELL CASING VOLUMES TO BE REMOVED 3

REQUIRED VOLUME OF GROUNDWATER TO BE PURGED PRIOR TO SAMPLING 7

EQUIPMENT USED TO PURGE WELL NEW DISPOSABLE BAILER

TIME EVACUATION STARTED 0720 TIME EVACUATION COMPLETED 0730

TIME SAMPLES WERE COLLECTED 0732

DID WELL GO DRY NO AFTER HOW MANY GALLONS —

VOLUME OF GROUNDWATER PURGED 7

SAMPLING DEVICE NEW DISPOSABLE BAILER

SAMPLE COLOR Clear ODOR/SEDIMENT no/no

CHEMICAL DATA

VOLUME PURGED	TEMPERATURE	PH	CONDUCTIVITY
1	18.8	7.8	600
2	19.0	7.6	600
3	19.0	7.6	620

SAMPLES COLLECTED

SAMPLE	# OF CONTAINERS	SIZE AND TYPE OF CONTAINER	ANALYSIS	PRESERVED
MW-2	5	40 ML VOA	8015/8260	✓

AQUA SCIENCE ENGINEERS

WELL SAMPLING FIELD LOG

PROJECT NAME ALBANY HILL MINI MART

JOB NUMBER 3934 DATE OF SAMPLING 06-29-2011

WELL ID. MW-3 SAMPLER DA

TOTAL DEPTH OF WELL 23.8 WELL DIAMETER 2

DEPTH TO WATER PRIOR TO PURGING 10.02 TIME OF MEASUREMENT

PRODUCT THICKNESS 0

DEPTH OF WELL CASING IN WATER 13.78

NUMBER OF GALLONS PER WELL CASING VOLUME 2.2

NUMBER OF WELL CASING VOLUMES TO BE REMOVED 3

REQUIRED VOLUME OF GROUNDWATER TO BE PURGED PRIOR TO SAMPLING 6.6

EQUIPMENT USED TO PURGE WELL NEW DISPOSABLE BAILER

TIME EVACUATION STARTED 0742 TIME EVACUATION COMPLETED 0751

TIME SAMPLES WERE COLLECTED 0753

DID WELL GO DRY NO AFTER HOW MANY GALLONS —

VOLUME OF GROUNDWATER PURGED 7

SAMPLING DEVICE NEW DISPOSABLE BAILER

SAMPLE COLOR LT BRN ODOR/SEDIMENT NO / SLIGHT

CHEMICAL DATA

VOLUME PURGED	TEMPERATURE	PH	CONDUCTIVITY
1	19.4	7.4	650
2	19.3	7.3	660
3	19.3	7.3	660

SAMPLES COLLECTED

SAMPLE	# OF CONTAINERS	SIZE AND TYPE OF CONTAINER	ANALYSIS	PRESERVED
MW-3	5	40 ML VIAL	8015/8260	✓

AQUA SCIENCE ENGINEERS

WELL SAMPLING FIELD LOG

PROJECT NAME ALBANY HILL MINI MART

JOB NUMBER 3934 DATE OF SAMPLING 06-29-2011

WELL ID. MW-4 SAMPLER DA

TOTAL DEPTH OF WELL 24.5 WELL DIAMETER 2

DEPTH TO WATER PRIOR TO PURGING 9.79 TIME OF MEASUREMENT

PRODUCT THICKNESS 0

DEPTH OF WELL CASING IN WATER 14.71

NUMBER OF GALLONS PER WELL CASING VOLUME 2.35

NUMBER OF WELL CASING VOLUMES TO BE REMOVED 3

REQUIRED VOLUME OF GROUNDWATER TO BE PURGED PRIOR TO SAMPLING 7.06

EQUIPMENT USED TO PURGE WELL NEW DISPOSABLE BAILER

TIME EVACUATION STARTED 0802 TIME EVACUATION COMPLETED 0814

TIME SAMPLES WERE COLLECTED 0816

DID WELL GO DRY NO AFTER HOW MANY GALLONS —

VOLUME OF GROUNDWATER PURGED 7

SAMPLING DEVICE NEW DISPOSABLE BAILER

SAMPLE COLOR LIGHT ODOR/SEDIMENT NO (SLIGHT)

CHEMICAL DATA

VOLUME PURGED	TEMPERATURE	PH	CONDUCTIVITY
1	18.6	6.8	2300
2	18.3	6.8	2300
3	18.4	6.8	2270

SAMPLES COLLECTED

SAMPLE	# OF CONTAINERS	SIZE AND TYPE OF CONTAINER	ANALYSIS	PRESERVED
MW-4	5	40 ML VOA	8015/8260	✓

AQUA SCIENCE ENGINEERS

WELL SAMPLING FIELD LOG

PROJECT NAME ALBANY HILL MINI MART

JOB NUMBER 3934 DATE OF SAMPLING 06-29-2011

WELL ID. MW-5R SAMPLER DA

TOTAL DEPTH OF WELL 19.58 WELL DIAMETER 2

DEPTH TO WATER PRIOR TO PURGING 9.81 TIME OF MEASUREMENT

PRODUCT THICKNESS 0

DEPTH OF WELL CASING IN WATER 9.77

NUMBER OF GALLONS PER WELL CASING VOLUME 1.56

NUMBER OF WELL CASING VOLUMES TO BE REMOVED 3

REQUIRED VOLUME OF GROUNDWATER TO BE PURGED PRIOR TO SAMPLING 5

EQUIPMENT USED TO PURGE WELL NEW DISPOSABLE BAILER

TIME EVACUATION STARTED 0912 TIME EVACUATION COMPLETED 0924

TIME SAMPLES WERE COLLECTED 0926

DID WELL GO DRY NO AFTER HOW MANY GALLONS —

VOLUME OF GROUNDWATER PURGED 5

SAMPLING DEVICE NEW DISPOSABLE BAILER

SAMPLE COLOR LT GRAY ODOR/SEDIMENT NO / SLIGHT

CHEMICAL DATA

VOLUME PURGED	TEMPERATURE	PH	CONDUCTIVITY
1	19.3	6.6	630
2	19.4	6.7	620
3	19.4	6.7	630

SAMPLES COLLECTED

SAMPLE	# OF CONTAINERS	SIZE AND TYPE OF CONTAINER	ANALYSIS	PRESERVED
MW-5R	5	40 ML VIAL	8015/8260	✓

AQUA SCIENCE ENGINEERS

WELL SAMPLING FIELD LOG

PROJECT NAME ALBANY HILL MINI MART

JOB NUMBER 3934 DATE OF SAMPLING 06-29-2011

WELL ID. MW-6 SAMPLER DA

TOTAL DEPTH OF WELL 24.7 WELL DIAMETER 2

DEPTH TO WATER PRIOR TO PURGING 8.50 TIME OF MEASUREMENT

PRODUCT THICKNESS 0

DEPTH OF WELL CASING IN WATER 16.2

NUMBER OF GALLONS PER WELL CASING VOLUME 2.4

NUMBER OF WELL CASING VOLUMES TO BE REMOVED 3

REQUIRED VOLUME OF GROUNDWATER TO BE PURGED PRIOR TO SAMPLING 7.8

EQUIPMENT USED TO PURGE WELL NEW DISPOSABLE BAILER

TIME EVACUATION STARTED 1008 TIME EVACUATION COMPLETED 1021

TIME SAMPLES WERE COLLECTED 1023

DID WELL GO DRY NO AFTER HOW MANY GALLONS —

VOLUME OF GROUNDWATER PURGED 8

SAMPLING DEVICE NEW DISPOSABLE BAILER

SAMPLE COLOR PRN ODOR/SEDIMENT NO / HEAVY

CHEMICAL DATA

VOLUME PURGED	TEMPERATURE	PH	CONDUCTIVITY
1	19.6	7.4	820
2	19.6	7.3	86
3	19.5	7.3	790

SAMPLES COLLECTED

SAMPLE	# OF CONTAINERS	SIZE AND TYPE OF CONTAINER	ANALYSIS	PRESERVED
MW-6	5	40 ML VOA	8015/8260	✓

AQUA SCIENCE ENGINEERS

WELL SAMPLING FIELD LOG

PROJECT NAME ALBANY HILL MINI MART

JOB NUMBER 3934 DATE OF SAMPLING 06-29-2011

WELL ID. MW-7 SAMPLER DA

TOTAL DEPTH OF WELL 24.7 WELL DIAMETER 2

DEPTH TO WATER PRIOR TO PURGING 10.84 TIME OF MEASUREMENT

PRODUCT THICKNESS 0

DEPTH OF WELL CASING IN WATER 13.86

NUMBER OF GALLONS PER WELL CASING VOLUME 2.21

NUMBER OF WELL CASING VOLUMES TO BE REMOVED 3

REQUIRED VOLUME OF GROUNDWATER TO BE PURGED PRIOR TO SAMPLING 6.6

EQUIPMENT USED TO PURGE WELL NEW DISPOSABLE BAILER

TIME EVACUATION STARTED 0824 TIME EVACUATION COMPLETED 0833

TIME SAMPLES WERE COLLECTED 0834

DID WELL GO DRY NO AFTER HOW MANY GALLONS —

VOLUME OF GROUNDWATER PURGED 6.6

SAMPLING DEVICE NEW DISPOSABLE BAILER

SAMPLE COLOR LT B/W ODOR/SEDIMENT NO / ALIGHT

CHEMICAL DATA

VOLUME PURGED	TEMPERATURE	PH	CONDUCTIVITY
1	17.5	7.4	860
2	17.5	7.5	860
3	17.5	7.4	860

SAMPLES COLLECTED

SAMPLE	# OF CONTAINERS	SIZE AND TYPE OF CONTAINER	ANALYSIS	PRESERVED
MW-7	5	40 ML VOA	8015/8260	✓

AQUA SCIENCE ENGINEERS

WELL SAMPLING FIELD LOG

PROJECT NAME ALBANY HILL MINI MART

JOB NUMBER 3934 DATE OF SAMPLING 06-29-2011

WELL ID. MW-8 SAMPLER DA

TOTAL DEPTH OF WELL 19.1 WELL DIAMETER 2

DEPTH TO WATER PRIOR TO PURGING 10.48 TIME OF MEASUREMENT

PRODUCT THICKNESS 0

DEPTH OF WELL CASING IN WATER 8.62

NUMBER OF GALLONS PER WELL CASING VOLUME 1.4

NUMBER OF WELL CASING VOLUMES TO BE REMOVED 3

REQUIRED VOLUME OF GROUNDWATER TO BE PURGED PRIOR TO SAMPLING 4.2

EQUIPMENT USED TO PURGE WELL NEW DISPOSABLE BAILER

TIME EVACUATION STARTED 0941 TIME EVACUATION COMPLETED 0955

TIME SAMPLES WERE COLLECTED 0957

DID WELL GO DRY No AFTER HOW MANY GALLONS —

VOLUME OF GROUNDWATER PURGED 4.5

SAMPLING DEVICE NEW DISPOSABLE BAILER

SAMPLE COLOR LT BRN ODOR/SEDIMENT NO / SLIGHT

CHEMICAL DATA

VOLUME PURGED	TEMPERATURE	PH	CONDUCTIVITY
1	17.4	7.5	610
2	17.6	7.6	630
3	17.6	7.5	620

SAMPLES COLLECTED

SAMPLE	# OF CONTAINERS	SIZE AND TYPE OF CONTAINER	ANALYSIS	PRESERVED
MW-8	5	40 ML VOA	8015/8260	✓

AQUA SCIENCE ENGINEERS

WELL SAMPLING FIELD LOG

PROJECT NAME ALBANY HILL MINI MART

JOB NUMBER 3934 DATE OF SAMPLING 06-29-2011

WELL ID. MW-9 SAMPLER DA

TOTAL DEPTH OF WELL 16.8 WELL DIAMETER 2

DEPTH TO WATER PRIOR TO PURGING 11.50 TIME OF MEASUREMENT

PRODUCT THICKNESS 0

DEPTH OF WELL CASING IN WATER 5.3

NUMBER OF GALLONS PER WELL CASING VOLUME .8

NUMBER OF WELL CASING VOLUMES TO BE REMOVED 3

REQUIRED VOLUME OF GROUNDWATER TO BE PURGED PRIOR TO SAMPLING 2.5

EQUIPMENT USED TO PURGE WELL NEW DISPOSABLE BAILER

TIME EVACUATION STARTED 0630 TIME EVACUATION COMPLETED 0635

TIME SAMPLES WERE COLLECTED 1034

DID WELL GO DRY YES AFTER HOW MANY GALLONS 1.5

VOLUME OF GROUNDWATER PURGED 1.5

SAMPLING DEVICE NEW DISPOSABLE BAILER

SAMPLE COLOR _____ ODOR/SEDIMENT _____

CHEMICAL DATA

VOLUME PURGED	TEMPERATURE	PH	CONDUCTIVITY
1	18.4	7.3	860
2			
3			

SAMPLES COLLECTED

SAMPLE	# OF CONTAINERS	SIZE AND TYPE OF CONTAINER	ANALYSIS	PRESERVED
MW-9	5	40 ML VOA	8015/8260	✓

AQUA SCIENCE ENGINEERS

WELL SAMPLING FIELD LOG

PROJECT NAME ALBANY HILL MINI MART

JOB NUMBER 3934 DATE OF SAMPLING 06-29-2011

WELL ID. MW-10 SAMPLER DA

TOTAL DEPTH OF WELL 24.7 WELL DIAMETER 2

DEPTH TO WATER PRIOR TO PURGING 9.44 TIME OF MEASUREMENT

PRODUCT THICKNESS 0

DEPTH OF WELL CASING IN WATER ~~15.28~~ 15.28

NUMBER OF GALLONS PER WELL CASING VOLUME 2.44

NUMBER OF WELL CASING VOLUMES TO BE REMOVED 3

REQUIRED VOLUME OF GROUNDWATER TO BE PURGED PRIOR TO SAMPLING 7.3

EQUIPMENT USED TO PURGE WELL NEW DISPOSABLE BAILER

TIME EVACUATION STARTED 0841 TIME EVACUATION COMPLETED 0855

TIME SAMPLES WERE COLLECTED 0857

DID WELL GO DRY NO AFTER HOW MANY GALLONS —

VOLUME OF GROUNDWATER PURGED 7.3

SAMPLING DEVICE NEW DISPOSABLE BAILER

SAMPLE COLOR LT GRAY ODOR/SEDIMENT NO / SLIGHT

CHEMICAL DATA

VOLUME PURGED	TEMPERATURE	PH	CONDUCTIVITY
1	19.2	6.9	970
2	19.3	6.8	960
3	19.3	6.8	970

SAMPLES COLLECTED

SAMPLE	# OF CONTAINERS	SIZE AND TYPE OF CONTAINER	ANALYSIS	PRESERVED
MW-10	5	40 ML VOA	8015/8260	✓



Aqua Science Engineers, Inc. 55 Oak Court, Suite 220, Danville, CA 94526
(925) 820-9391 - Fax (925) 837-4853 - www.aquascienceengineers.com

APPENDIX B

Certified Analytical Report
and
Chain of Custody Documentation



Laboratory Results

David Allen
Aqua Science Engineers, Inc.
55 Oak Court, Suite 220
Danville, CA 94526

Subject : 10 Water Samples
Project Name : ALBANY HILL MINI MART
Project Number : 3934

Dear Mr. Allen,

Chemical analysis of the samples referenced above has been completed. Summaries of the data are contained on the following pages. Sample(s) were received under documented chain-of-custody. US EPA protocols for sample storage and preservation were followed. Testing procedures comply with the 2003 NELAC standard. All soil samples are reported on a total weight (wet weight) basis unless noted otherwise in the case narrative. Laboratory results relate only to the samples tested. This report may be freely reproduced in full, but may only be reproduced in part with the express permission of Kiff Analytical, LLC. Kiff Analytical, LLC is certified by the State of California under the National Environmental Laboratory Accreditation Program (NELAP), lab # 08263CA. If you have any questions regarding procedures or results, please call me at 530-297-4800.

Sincerely,



Joel Kiff

Project Name : **ALBANY HILL MINI MART**

Project Number : **3934**

Sample : **MW-1**

Matrix : Water

Lab Number : 78029-01

Sample Date :06/29/2011

Parameter	Measured Value	Method Reporting Limit	Units	Analysis Method	Date/Time Analyzed
Benzene	< 0.50	0.50	ug/L	EPA 8260B	07/08/11 20:52
Toluene	< 0.50	0.50	ug/L	EPA 8260B	07/08/11 20:52
Ethylbenzene	< 0.50	0.50	ug/L	EPA 8260B	07/08/11 20:52
Total Xylenes	< 0.50	0.50	ug/L	EPA 8260B	07/08/11 20:52
Methyl-t-butyl ether (MTBE)	20	0.50	ug/L	EPA 8260B	07/08/11 20:52
Diisopropyl ether (DIPE)	< 0.50	0.50	ug/L	EPA 8260B	07/08/11 20:52
Ethyl-t-butyl ether (ETBE)	< 0.50	0.50	ug/L	EPA 8260B	07/08/11 20:52
Tert-amyl methyl ether (TAME)	< 0.50	0.50	ug/L	EPA 8260B	07/08/11 20:52
Tert-Butanol	< 5.0	5.0	ug/L	EPA 8260B	07/08/11 20:52
TPH as Gasoline	68	50	ug/L	EPA 8260B	07/08/11 20:52
1,2-Dichloroethane-d4 (Surr)	100		% Recovery	EPA 8260B	07/08/11 20:52
Toluene - d8 (Surr)	100		% Recovery	EPA 8260B	07/08/11 20:52
TPH as Diesel (Silica Gel)	< 50	50	ug/L	M EPA 8015	07/13/11 02:26
Octacosane (Silica Gel Surr)	115		% Recovery	M EPA 8015	07/13/11 02:26

Project Name : **ALBANY HILL MINI MART**

Project Number : **3934**

Sample : **MW-2**

Matrix : Water

Lab Number : 78029-02

Sample Date :06/29/2011

Parameter	Measured Value	Method Reporting Limit	Units	Analysis Method	Date/Time Analyzed
Benzene	< 0.50	0.50	ug/L	EPA 8260B	07/09/11 00:56
Toluene	< 0.50	0.50	ug/L	EPA 8260B	07/09/11 00:56
Ethylbenzene	< 0.50	0.50	ug/L	EPA 8260B	07/09/11 00:56
Total Xylenes	< 0.50	0.50	ug/L	EPA 8260B	07/09/11 00:56
Methyl-t-butyl ether (MTBE)	< 0.50	0.50	ug/L	EPA 8260B	07/09/11 00:56
Diisopropyl ether (DIPE)	< 0.50	0.50	ug/L	EPA 8260B	07/09/11 00:56
Ethyl-t-butyl ether (ETBE)	< 0.50	0.50	ug/L	EPA 8260B	07/09/11 00:56
Tert-amyl methyl ether (TAME)	< 0.50	0.50	ug/L	EPA 8260B	07/09/11 00:56
Tert-Butanol	< 5.0	5.0	ug/L	EPA 8260B	07/09/11 00:56
TPH as Gasoline	< 50	50	ug/L	EPA 8260B	07/09/11 00:56
1,2-Dichloroethane-d4 (Surr)	101		% Recovery	EPA 8260B	07/09/11 00:56
Toluene - d8 (Surr)	97.7		% Recovery	EPA 8260B	07/09/11 00:56
TPH as Diesel (Silica Gel)	< 50	50	ug/L	M EPA 8015	07/13/11 09:36
Octacosane (Silica Gel Surr)	108		% Recovery	M EPA 8015	07/13/11 09:36

Project Name : **ALBANY HILL MINI MART**

Project Number : **3934**

Sample : **MW-3**

Matrix : Water

Lab Number : 78029-03

Sample Date :06/29/2011

Parameter	Measured Value	Method Reporting Limit	Units	Analysis Method	Date/Time Analyzed
Benzene	< 0.50	0.50	ug/L	EPA 8260B	07/09/11 01:31
Toluene	< 0.50	0.50	ug/L	EPA 8260B	07/09/11 01:31
Ethylbenzene	< 0.50	0.50	ug/L	EPA 8260B	07/09/11 01:31
Total Xylenes	< 0.50	0.50	ug/L	EPA 8260B	07/09/11 01:31
Methyl-t-butyl ether (MTBE)	2.9	0.50	ug/L	EPA 8260B	07/09/11 01:31
Diisopropyl ether (DIPE)	< 0.50	0.50	ug/L	EPA 8260B	07/09/11 01:31
Ethyl-t-butyl ether (ETBE)	< 0.50	0.50	ug/L	EPA 8260B	07/09/11 01:31
Tert-amyl methyl ether (TAME)	< 0.50	0.50	ug/L	EPA 8260B	07/09/11 01:31
Tert-Butanol	< 5.0	5.0	ug/L	EPA 8260B	07/09/11 01:31
TPH as Gasoline	< 50	50	ug/L	EPA 8260B	07/09/11 01:31
1,2-Dichloroethane-d4 (Surr)	101		% Recovery	EPA 8260B	07/09/11 01:31
Toluene - d8 (Surr)	96.9		% Recovery	EPA 8260B	07/09/11 01:31
TPH as Diesel (Silica Gel)	< 50	50	ug/L	M EPA 8015	07/13/11 10:11
Octacosane (Silica Gel Surr)	104		% Recovery	M EPA 8015	07/13/11 10:11

Project Name : **ALBANY HILL MINI MART**

Project Number : **3934**

Sample : **MW-4**

Matrix : Water

Lab Number : 78029-04

Sample Date :06/29/2011

Parameter	Measured Value	Method Reporting Limit	Units	Analysis Method	Date/Time Analyzed
Benzene	13	0.50	ug/L	EPA 8260B	07/09/11 02:06
Toluene	< 0.50	0.50	ug/L	EPA 8260B	07/09/11 02:06
Ethylbenzene	< 0.50	0.50	ug/L	EPA 8260B	07/09/11 02:06
Total Xylenes	< 0.50	0.50	ug/L	EPA 8260B	07/09/11 02:06
Methyl-t-butyl ether (MTBE)	9.8	0.50	ug/L	EPA 8260B	07/09/11 02:06
Diisopropyl ether (DIPE)	0.85	0.50	ug/L	EPA 8260B	07/09/11 02:06
Ethyl-t-butyl ether (ETBE)	< 0.50	0.50	ug/L	EPA 8260B	07/09/11 02:06
Tert-amyl methyl ether (TAME)	< 0.50	0.50	ug/L	EPA 8260B	07/09/11 02:06
Tert-Butanol	6.7	5.0	ug/L	EPA 8260B	07/09/11 02:06
TPH as Gasoline	120	50	ug/L	EPA 8260B	07/09/11 02:06
1,2-Dichloroethane-d4 (Surr)	100		% Recovery	EPA 8260B	07/09/11 02:06
Toluene - d8 (Surr)	101		% Recovery	EPA 8260B	07/09/11 02:06
TPH as Diesel (Silica Gel)	< 50	50	ug/L	M EPA 8015	07/13/11 12:33
Octacosane (Silica Gel Surr)	108		% Recovery	M EPA 8015	07/13/11 12:33

Project Name : **ALBANY HILL MINI MART**

Project Number : **3934**

Sample : **MW-5R**

Matrix : Water

Lab Number : 78029-05

Sample Date :06/29/2011

Parameter	Measured Value	Method Reporting Limit	Units	Analysis Method	Date/Time Analyzed
Benzene	12	0.50	ug/L	EPA 8260B	07/09/11 02:41
Toluene	1.1	0.50	ug/L	EPA 8260B	07/09/11 02:41
Ethylbenzene	6.0	0.50	ug/L	EPA 8260B	07/09/11 02:41
Total Xylenes	0.85	0.50	ug/L	EPA 8260B	07/09/11 02:41
Methyl-t-butyl ether (MTBE)	< 0.50	0.50	ug/L	EPA 8260B	07/09/11 02:41
Diisopropyl ether (DIPE)	< 0.50	0.50	ug/L	EPA 8260B	07/09/11 02:41
Ethyl-t-butyl ether (ETBE)	< 0.50	0.50	ug/L	EPA 8260B	07/09/11 02:41
Tert-amyl methyl ether (TAME)	< 0.50	0.50	ug/L	EPA 8260B	07/09/11 02:41
Tert-Butanol	< 5.0	5.0	ug/L	EPA 8260B	07/09/11 02:41
TPH as Gasoline	1900	50	ug/L	EPA 8260B	07/09/11 02:41
1,2-Dichloroethane-d4 (Surr)	101		% Recovery	EPA 8260B	07/09/11 02:41
Toluene - d8 (Surr)	99.2		% Recovery	EPA 8260B	07/09/11 02:41
TPH as Diesel (Silica Gel)	< 300	300	ug/L	M EPA 8015	07/13/11 11:22
(Note: MRL increased due to interference from Gasoline-range hydrocarbons.)					
Octacosane (Silica Gel Surr)	112		% Recovery	M EPA 8015	07/13/11 11:22

Project Name : **ALBANY HILL MINI MART**

Project Number : **3934**

Sample : **MW-6**

Matrix : Water

Lab Number : 78029-06

Sample Date :06/29/2011

Parameter	Measured Value	Method Reporting Limit	Units	Analysis Method	Date/Time Analyzed
Benzene	< 0.50	0.50	ug/L	EPA 8260B	07/09/11 06:10
Toluene	< 0.50	0.50	ug/L	EPA 8260B	07/09/11 06:10
Ethylbenzene	< 0.50	0.50	ug/L	EPA 8260B	07/09/11 06:10
Total Xylenes	< 0.50	0.50	ug/L	EPA 8260B	07/09/11 06:10
Methyl-t-butyl ether (MTBE)	0.50	0.50	ug/L	EPA 8260B	07/09/11 06:10
Diisopropyl ether (DIPE)	< 0.50	0.50	ug/L	EPA 8260B	07/09/11 06:10
Ethyl-t-butyl ether (ETBE)	< 0.50	0.50	ug/L	EPA 8260B	07/09/11 06:10
Tert-amyl methyl ether (TAME)	< 0.50	0.50	ug/L	EPA 8260B	07/09/11 06:10
Tert-Butanol	< 5.0	5.0	ug/L	EPA 8260B	07/09/11 06:10
TPH as Gasoline	390	50	ug/L	EPA 8260B	07/09/11 06:10
1,2-Dichloroethane-d4 (Surr)	101		% Recovery	EPA 8260B	07/09/11 06:10
Toluene - d8 (Surr)	97.6		% Recovery	EPA 8260B	07/09/11 06:10
TPH as Diesel (Silica Gel)	< 200	200	ug/L	M EPA 8015	07/13/11 11:57
(Note: MRL increased due to interference from Gasoline-range hydrocarbons.)					
Octacosane (Silica Gel Surr)	73.7		% Recovery	M EPA 8015	07/13/11 11:57

Project Name : **ALBANY HILL MINI MART**

Project Number : **3934**

Sample : **MW-7**

Matrix : Water

Lab Number : 78029-07

Sample Date :06/29/2011

Parameter	Measured Value	Method Reporting Limit	Units	Analysis Method	Date/Time Analyzed
Benzene	< 0.50	0.50	ug/L	EPA 8260B	07/09/11 03:50
Toluene	< 0.50	0.50	ug/L	EPA 8260B	07/09/11 03:50
Ethylbenzene	2.8	0.50	ug/L	EPA 8260B	07/09/11 03:50
Total Xylenes	14	0.50	ug/L	EPA 8260B	07/09/11 03:50
Methyl-t-butyl ether (MTBE)	< 0.50	0.50	ug/L	EPA 8260B	07/09/11 03:50
Diisopropyl ether (DIPE)	< 0.50	0.50	ug/L	EPA 8260B	07/09/11 03:50
Ethyl-t-butyl ether (ETBE)	< 0.50	0.50	ug/L	EPA 8260B	07/09/11 03:50
Tert-amyl methyl ether (TAME)	< 0.50	0.50	ug/L	EPA 8260B	07/09/11 03:50
Tert-Butanol	< 5.0	5.0	ug/L	EPA 8260B	07/09/11 03:50
TPH as Gasoline	180	50	ug/L	EPA 8260B	07/09/11 03:50
1,2-Dichloroethane-d4 (Surr)	100		% Recovery	EPA 8260B	07/09/11 03:50
Toluene - d8 (Surr)	91.5		% Recovery	EPA 8260B	07/09/11 03:50
TPH as Diesel (Silica Gel)	< 80	80	ug/L	M EPA 8015	07/13/11 10:46
(Note: MRL increased due to interference from Gasoline-range hydrocarbons.)					
Octacosane (Silica Gel Surr)	100		% Recovery	M EPA 8015	07/13/11 10:46

Project Name : **ALBANY HILL MINI MART**

Project Number : **3934**

Sample : **MW-8**

Matrix : Water

Lab Number : 78029-08

Sample Date :06/29/2011

Parameter	Measured Value	Method Reporting Limit	Units	Analysis Method	Date/Time Analyzed
Benzene	< 0.50	0.50	ug/L	EPA 8260B	07/09/11 04:25
Toluene	< 0.50	0.50	ug/L	EPA 8260B	07/09/11 04:25
Ethylbenzene	< 0.50	0.50	ug/L	EPA 8260B	07/09/11 04:25
Total Xylenes	< 0.50	0.50	ug/L	EPA 8260B	07/09/11 04:25
Methyl-t-butyl ether (MTBE)	< 0.50	0.50	ug/L	EPA 8260B	07/09/11 04:25
Diisopropyl ether (DIPE)	< 0.50	0.50	ug/L	EPA 8260B	07/09/11 04:25
Ethyl-t-butyl ether (ETBE)	< 0.50	0.50	ug/L	EPA 8260B	07/09/11 04:25
Tert-amyl methyl ether (TAME)	< 0.50	0.50	ug/L	EPA 8260B	07/09/11 04:25
Tert-Butanol	< 5.0	5.0	ug/L	EPA 8260B	07/09/11 04:25
TPH as Gasoline	< 50	50	ug/L	EPA 8260B	07/09/11 04:25
1,2-Dichloroethane-d4 (Surr)	101		% Recovery	EPA 8260B	07/09/11 04:25
Toluene - d8 (Surr)	99.9		% Recovery	EPA 8260B	07/09/11 04:25
TPH as Diesel (Silica Gel)	< 50	50	ug/L	M EPA 8015	07/13/11 11:56
Octacosane (Silica Gel Surr)	109		% Recovery	M EPA 8015	07/13/11 11:56

Project Name : **ALBANY HILL MINI MART**

Project Number : **3934**

Sample : **MW-9**

Matrix : Water

Lab Number : 78029-09

Sample Date :06/29/2011

Parameter	Measured Value	Method Reporting Limit	Units	Analysis Method	Date/Time Analyzed
Benzene	140	0.90	ug/L	EPA 8260B	07/09/11 01:13
Toluene	20	0.90	ug/L	EPA 8260B	07/09/11 01:13
Ethylbenzene	160	0.90	ug/L	EPA 8260B	07/09/11 01:13
Total Xylenes	800	0.90	ug/L	EPA 8260B	07/09/11 01:13
Methyl-t-butyl ether (MTBE)	< 0.90	0.90	ug/L	EPA 8260B	07/09/11 01:13
Diisopropyl ether (DIPE)	< 0.90	0.90	ug/L	EPA 8260B	07/09/11 01:13
Ethyl-t-butyl ether (ETBE)	< 0.90	0.90	ug/L	EPA 8260B	07/09/11 01:13
Tert-amyl methyl ether (TAME)	< 0.90	0.90	ug/L	EPA 8260B	07/09/11 01:13
Tert-Butanol	< 5.0	5.0	ug/L	EPA 8260B	07/09/11 01:13
TPH as Gasoline	3400	90	ug/L	EPA 8260B	07/09/11 01:13
1,2-Dichloroethane-d4 (Surr)	103		% Recovery	EPA 8260B	07/09/11 01:13
Toluene - d8 (Surr)	99.6		% Recovery	EPA 8260B	07/09/11 01:13
TPH as Diesel (Silica Gel)	< 300	300	ug/L	M EPA 8015	07/13/11 12:32
(Note: MRL increased due to interference from Gasoline-range hydrocarbons.)					
Octacosane (Silica Gel Surr)	105		% Recovery	M EPA 8015	07/13/11 12:32

Project Name : **ALBANY HILL MINI MART**

Project Number : **3934**

Sample : **MW-10**

Matrix : Water

Lab Number : 78029-10

Sample Date :06/29/2011

Parameter	Measured Value	Method Reporting Limit	Units	Analysis Method	Date/Time Analyzed
Benzene	< 0.50	0.50	ug/L	EPA 8260B	07/09/11 03:16
Toluene	< 0.50	0.50	ug/L	EPA 8260B	07/09/11 03:16
Ethylbenzene	< 0.50	0.50	ug/L	EPA 8260B	07/09/11 03:16
Total Xylenes	< 0.50	0.50	ug/L	EPA 8260B	07/09/11 03:16
Methyl-t-butyl ether (MTBE)	2.0	0.50	ug/L	EPA 8260B	07/09/11 03:16
Diisopropyl ether (DIPE)	< 0.50	0.50	ug/L	EPA 8260B	07/09/11 03:16
Ethyl-t-butyl ether (ETBE)	< 0.50	0.50	ug/L	EPA 8260B	07/09/11 03:16
Tert-amyl methyl ether (TAME)	< 0.50	0.50	ug/L	EPA 8260B	07/09/11 03:16
Tert-Butanol	< 5.0	5.0	ug/L	EPA 8260B	07/09/11 03:16
TPH as Gasoline	< 50	50	ug/L	EPA 8260B	07/09/11 03:16
1,2-Dichloroethane-d4 (Surr)	100		% Recovery	EPA 8260B	07/09/11 03:16
Toluene - d8 (Surr)	99.8		% Recovery	EPA 8260B	07/09/11 03:16
TPH as Diesel (Silica Gel)	< 50	50	ug/L	M EPA 8015	07/13/11 13:07
Octacosane (Silica Gel Surr)	104		% Recovery	M EPA 8015	07/13/11 13:07

QC Report : Method Blank DataProject Name : **ALBANY HILL MINI MART**Project Number : **3934**

Parameter	Measured Value	Method Reporting Limit	Units	Analysis Method	Date Analyzed
TPH as Diesel (Silica Gel)	< 50	50	ug/L	M EPA 8015	07/12/2011
Octacosane (Silica Gel Surr)	74.6		%	M EPA 8015	07/12/2011
Benzene	< 0.50	0.50	ug/L	EPA 8260B	07/08/2011
Ethylbenzene	< 0.50	0.50	ug/L	EPA 8260B	07/08/2011
Toluene	< 0.50	0.50	ug/L	EPA 8260B	07/08/2011
Total Xylenes	< 0.50	0.50	ug/L	EPA 8260B	07/08/2011
Diisopropyl ether (DIPE)	< 0.50	0.50	ug/L	EPA 8260B	07/08/2011
Ethyl-t-butyl ether (ETBE)	< 0.50	0.50	ug/L	EPA 8260B	07/08/2011
Methyl-t-butyl ether (MTBE)	< 0.50	0.50	ug/L	EPA 8260B	07/08/2011
Tert-Butanol	< 5.0	5.0	ug/L	EPA 8260B	07/08/2011
Tert-amyl methyl ether (TAME)	< 0.50	0.50	ug/L	EPA 8260B	07/08/2011
TPH as Gasoline	< 50	50	ug/L	EPA 8260B	07/08/2011
1,2-Dichloroethane-d4 (Surr)	95.2		%	EPA 8260B	07/08/2011
Toluene - d8 (Surr)	102		%	EPA 8260B	07/08/2011
Benzene	< 0.50	0.50	ug/L	EPA 8260B	07/08/2011
Ethylbenzene	< 0.50	0.50	ug/L	EPA 8260B	07/08/2011
Toluene	< 0.50	0.50	ug/L	EPA 8260B	07/08/2011
Total Xylenes	< 0.50	0.50	ug/L	EPA 8260B	07/08/2011
Diisopropyl ether (DIPE)	< 0.50	0.50	ug/L	EPA 8260B	07/08/2011
Ethyl-t-butyl ether (ETBE)	< 0.50	0.50	ug/L	EPA 8260B	07/08/2011
Methyl-t-butyl ether (MTBE)	< 0.50	0.50	ug/L	EPA 8260B	07/08/2011
Tert-Butanol	< 5.0	5.0	ug/L	EPA 8260B	07/08/2011
Tert-amyl methyl ether (TAME)	< 0.50	0.50	ug/L	EPA 8260B	07/08/2011
TPH as Gasoline	< 50	50	ug/L	EPA 8260B	07/08/2011
1,2-Dichloroethane-d4 (Surr)	100		%	EPA 8260B	07/08/2011
Toluene - d8 (Surr)	100		%	EPA 8260B	07/08/2011

Parameter	Measured Value	Method Reporting Limit	Units	Analysis Method	Date Analyzed
-----------	----------------	------------------------	-------	-----------------	---------------

QC Report : Matrix Spike/ Matrix Spike Duplicate

Project Name : **ALBANY HILL MINI MART**Project Number : **3934**

Parameter	Spiked Sample	Sample Value	Spike Level	Spike Dup. Level	Spiked Sample Value	Duplicate Spiked Sample Value	Units	Analysis Method	Date Analyzed	Spiked Sample Percent Recov.	Duplicate Spiked Sample Percent Recov.	Relative Percent Diff.	Spiked Sample Percent Recov. Limit	Relative Percent Diff. Limit
Benzene	78028-01	1.9	39.8	39.6	40.1	39.4	ug/L	EPA 8260B	7/9/11	96.0	94.7	1.36	80-120	25
Diisopropyl ether	78028-01	0.78	39.4	39.2	38.2	39.3	ug/L	EPA 8260B	7/9/11	95.2	98.2	3.10	80-120	25
Ethyl-tert-butyl ether	78028-01	<0.50	39.7	39.5	35.9	36.4	ug/L	EPA 8260B	7/9/11	90.6	92.0	1.62	76.5-120	25
Ethylbenzene	78028-01	<0.50	39.8	39.6	41.4	41.6	ug/L	EPA 8260B	7/9/11	104	105	1.05	80-120	25
Methyl-t-butyl ether	78028-01	<0.50	40.0	39.8	37.0	38.4	ug/L	EPA 8260B	7/9/11	92.6	96.4	4.01	69.7-121	25
P + M Xylene	78028-01	<0.50	39.8	39.6	38.8	39.2	ug/L	EPA 8260B	7/9/11	97.7	99.1	1.49	76.8-120	25
Tert-Butanol	78028-01	<5.0	192	192	212	202	ug/L	EPA 8260B	7/9/11	110	105	4.59	80-120	25
Tert-amyl-methyl ether	78028-01	<0.50	39.7	39.5	37.1	38.5	ug/L	EPA 8260B	7/9/11	93.7	97.4	3.97	78.9-120	25
Toluene	78028-01	<0.50	39.8	39.6	39.2	39.4	ug/L	EPA 8260B	7/9/11	98.6	99.6	0.997	80-120	25

QC Report : Matrix Spike/ Matrix Spike Duplicate

Project Name : **ALBANY HILL MINI MART**Project Number : **3934**

Parameter	Spiked Sample	Sample Value	Spike Level	Spike Dup. Level	Spiked Sample Value	Duplicate Spiked Sample Value	Units	Analysis Method	Date Analyzed	Spiked Sample Percent Recov.	Duplicate Spiked Sample Percent Recov.	Relative Percent Diff.	Spiked Sample Percent Recov. Limit	Relative Percent Diff. Limit
Benzene	78029-01	<0.50	40.0	40.0	41.0	40.2	ug/L	EPA 8260B	7/8/11	102	100	1.85	80-120	25
Diisopropyl ether	78029-01	<0.50	39.6	39.6	40.7	40.9	ug/L	EPA 8260B	7/8/11	103	103	0.562	80-120	25
Ethyl-tert-butyl ether	78029-01	<0.50	39.9	39.9	40.2	39.9	ug/L	EPA 8260B	7/8/11	101	99.9	0.870	76.5-120	25
Ethylbenzene	78029-01	<0.50	40.0	40.0	41.2	40.2	ug/L	EPA 8260B	7/8/11	103	100	2.54	80-120	25
Methyl-t-butyl ether	78029-01	20	40.2	40.2	59.4	59.2	ug/L	EPA 8260B	7/8/11	98.0	97.7	0.324	69.7-121	25
P + M Xylene	78029-01	<0.50	40.0	40.0	38.5	37.2	ug/L	EPA 8260B	7/8/11	96.3	93.0	3.48	76.8-120	25
Tert-Butanol	78029-01	<5.0	193	193	211	212	ug/L	EPA 8260B	7/8/11	109	110	0.778	80-120	25
Tert-amyl-methyl ether	78029-01	<0.50	39.9	39.9	41.3	41.4	ug/L	EPA 8260B	7/8/11	104	104	0.0377	78.9-120	25
Toluene	78029-01	<0.50	40.0	40.0	40.2	39.4	ug/L	EPA 8260B	7/8/11	101	98.6	2.04	80-120	25

QC Report : Matrix Spike/ Matrix Spike Duplicate

Project Name : **ALBANY HILL MINI MART**

Project Number : **3934**

Parameter	Spiked Sample	Sample Value	Spike Level	Spike Dup. Level	Spiked Sample Value	Duplicate Spiked Sample Value	Units	Analysis Method	Date Analyzed	Spiked Sample Percent Recov.	Duplicate Spiked Sample Percent Recov.	Relative Percent Diff.	Spiked Sample Percent Recov. Limit	Relative Percent Diff. Limit
TPH-D (Si Gel)	BLANK	<50	1000	1000	894	941	ug/L	M EPA 8015	7/12/11	89.4	94.1	5.15	70-130	25

QC Report : Laboratory Control Sample (LCS)Project Name : **ALBANY HILL MINI MART**Project Number : **3934**

Parameter	Spike Level	Units	Analysis Method	Date Analyzed	LCS Percent Recov.	LCS Percent Recov. Limit
Benzene	40.0	ug/L	EPA 8260B	7/8/11	98.1	80-120
Diisopropyl ether	39.6	ug/L	EPA 8260B	7/8/11	99.0	80-120
Ethyl-tert-butyl ether	39.9	ug/L	EPA 8260B	7/8/11	93.3	76.5-120
Ethylbenzene	40.0	ug/L	EPA 8260B	7/8/11	107	80-120
Methyl-t-butyl ether	40.2	ug/L	EPA 8260B	7/8/11	95.9	69.7-121
P + M Xylene	40.0	ug/L	EPA 8260B	7/8/11	100	76.8-120
Tert-Butanol	193	ug/L	EPA 8260B	7/8/11	107	80-120
Tert-amyl-methyl ether	39.9	ug/L	EPA 8260B	7/8/11	102	78.9-120
Toluene	40.0	ug/L	EPA 8260B	7/8/11	103	80-120
Benzene	40.2	ug/L	EPA 8260B	7/8/11	102	80-120
Diisopropyl ether	39.8	ug/L	EPA 8260B	7/8/11	103	80-120
Ethyl-tert-butyl ether	40.1	ug/L	EPA 8260B	7/8/11	101	76.5-120
Ethylbenzene	40.2	ug/L	EPA 8260B	7/8/11	107	80-120
Methyl-t-butyl ether	40.4	ug/L	EPA 8260B	7/8/11	98.0	69.7-121
P + M Xylene	40.2	ug/L	EPA 8260B	7/8/11	104	76.8-120
TPH as Gasoline	502	ug/L	EPA 8260B	7/8/11	97.8	70.0-130
Tert-Butanol	194	ug/L	EPA 8260B	7/8/11	107	80-120
Tert-amyl-methyl ether	40.1	ug/L	EPA 8260B	7/8/11	104	78.9-120
Toluene	40.2	ug/L	EPA 8260B	7/8/11	103	80-120

Aqua Science Engineers, Inc.
 55 Oak Court, Suite 220
 Danville, CA 94526
 (925) 820-9391
 FAX (925) 837-4853

Chain of Custody 78029

PAGE 1 of 1

SAMPLER (SIGNATURE)

David Allen

PROJECT NAME ALBANY HILL MINI MART JOB NO. 3934

ADDRESS 800 SAN PABLO AVE., ALBANY, CA

ANALYSIS REQUEST

SPECIAL INSTRUCTIONS:

SAMPLE ID.	DATE	TIME	MATRIX	QUANTITY	TPH-GAS / MTBE & BTEX (EPA 5030/8015-8020)	TPH-DIESEL (EPA 3510/8015) <i>w/SILICA GEL CLEANUP</i>	TPH-DIESEL & MOTOR OIL (EPA 3510/8015)	CAM 17 METALS (EPA 6010+7000)	SEMI-VOLATILE ORGANICS (EPA 625/8270)	Pb (TOTAL or DISSOLVED) (EPA 6010)	PESTICIDES (EPA 8081)	FUEL OXYGENATES (EPA 8260)	PURGEABLE HALOCARBONS (EPA 601/8010)	TPH-G/BTEX/S OXYS (EPA METHOD 8260)	MULTI-RANGE HYDROCARBONS WITH SILICA GEL CLEANUP (EPA 8015)	VOLATILE ORGANICS (EPA 624/8240/8260)	LUFT METALS (6) (EPA 6010+7000)	COMPOSITE 4:1	EDF	
					MW-1	6/29/11	0711	W	5		X								X	
MW-2		0732				X								X					X	02
MW-3		0753				X								X					X	03
MW-4		0816				X								X					X	04
MW-5R		0926				X								X					X	05
MW-6		1023				X								X					X	06
MW-7		0834				X								X					X	07
MW-8		0957				X								X					X	08
MW-9		1034				X								X					X	09
MW-10		0857				X								X					X	10

RELINQUISHED BY:

David Allen 1410
 (signature) (time)

RECEIVED BY:

[Signature]
 (signature) (time)

RELINQUISHED BY:

[Signature]
 (signature) (time)

RECEIVED BY LABORATORY:

[Signature] 1245
 (signature) (time)

COMMENTS:

DAVID ALLEN 6/29/11
 (printed name) (date)

[Signature]
 (printed name) (date)

[Signature]
 (printed name) (date)

Timothy Bramer 070711
 (printed name) (date)

TURN AROUND TIME
 STANDARD 24Hr 48Hr 72Hr

Company-ASE, INC.

Company-

Company-

Company-Kiff Analytical LLC

OTHER:

Page 1 of 1

SAMPLE RECEIPT CHECKLIST

RECEIVER
TJB
Initials

SRG#: 78029 Date: 070711

Project ID: Albany Hill Mini Mart

Method of Receipt: Courier Over-the-counter Shipper

COC Inspection

Is COC present? Yes No
 Custody seals on shipping container? Intact Broken Not present N/A
 Is COC Signed by Relinquisher? Yes No Dated? Yes No
 Is sampler name legibly indicated on COC? Yes No
 Is analysis or hold requested for all samples Yes No
 Is the turnaround time indicated on COC? Yes No
 Is COC free of whiteout and uninitialed cross-outs? Yes No, Whiteout No, Cross-outs

Sample Inspection

Coolant Present: Yes No (includes water)
 Temperature °C 1.4 Therm. ID# IR-5 Initial TJB Date/Time 070711/1706 N/A
 Are there custody seals on sample containers? Intact Broken Not present
 Do containers match COC? Yes No No, COC lists absent sample(s) No, Extra sample(s) present
 Are there samples matrices other than soil, water, air or carbon? Yes No
 Are any sample containers broken, leaking or damaged? Yes No
 Are preservatives indicated? Yes, on sample containers Yes, on COC Not indicated N/A
 Are preservatives correct for analyses requested? Yes No N/A
 Are samples within holding time for analyses requested? Yes No
 Are the correct sample containers used for the analyses requested? Yes No
 Is there sufficient sample to perform testing? Yes No
 Does any sample contain product, have strong odor or are otherwise suspected to be hot? Yes No

Receipt Details

Matrix WA Container type VOA # of containers received 50
 Matrix _____ Container type _____ # of containers received _____
 Matrix _____ Container type _____ # of containers received _____
 Date and Time Sample Put into Temp Storage Date: 070711 Time: 1713

Quicklog

Are the Sample ID's indicated: On COC On sample container(s) On Both Not indicated
 If Sample ID's are listed on both COC and containers, do they all match? Yes No N/A
 Is the Project ID indicated: On COC On sample container(s) On Both Not indicated
 If project ID is listed on both COC and containers, do they all match? Yes No N/A
 Are the sample collection dates indicated: On COC On sample container(s) On Both Not indicated
 If collection dates are listed on both COC and containers, do they all match? Yes No N/A
 Are the sample collection times indicated: On COC On sample container(s) On Both Not indicated
 If collection times are listed on both COC and containers, do they all match? Yes No N/A

COMMENTS: Bubbles in -04 (VOAS of S), -07 (VOAS of S).
Sediment sediment in -06 (all VOAs).
LJR 070711-1831

LJR
070711