



Aqua Science Engineers, Inc. 55 Oak Court, Suite 220, Danville, CA 94526
(925) 820-9391 - Fax (925) 837-4853 - www.aquascienceengineers.com

RECEIVED

2:22 pm, Dec 03, 2007

Alameda County
Environmental Health

November 13, 2007

QUARTERLY GROUNDWATER MONITORING REPORT
AUGUST 2007 GROUNDWATER SAMPLING
ASE JOB NO. 3934

at

Albany Hill Mini Mart
800 San Pablo Avenue
Albany, CA 94706



Prepared by:
AQUA SCIENCE ENGINEERS, INC.
55 Oak Court, Suite 220
Danville, CA 94526
(925) 820-9391



Aqua Science Engineers, Inc. 55 Oak Court, Suite 220, Danville, CA 94526
(925) 820-9391 - Fax (925) 837-4853 - www.aquascienceengineers.com

1.0 INTRODUCTION

Site Location (Site), See Figure 1

Albany Hill Mini Mart
800 San Pablo Avenue
Albany, CA 94706

Responsible Party

Dr. Joginder Sikand
1300 Ptarmigan Drive #1
Walnut Creek, CA 94595

Environmental Consulting Firm

Aqua Science Engineers, Inc. (ASE)
55 Oak Court, Suite 220
Danville, CA 94526
Contact: Robert Kitay, Senior Geologist
(925) 820-9391

Agency Review

Alameda County Health
Care Services Agency (ACHCSA)
1131 Harbor Bay Pkwy
Suite 250
Alameda, CA 94502
Contact: Jerry Wickham
(510) 567-6791

California Regional Water
Quality Control Board (RWQCB)
San Francisco Bay Region
1515 Clay Street, Suite 1400
Oakland, CA 94612
Contact: Ms. Betty Graham
(510) 622-2433

The following is a report detailing the results of the August 2007 quarterly groundwater sampling at the Albany Hill Mini Mart Property. This sampling was conducted as required by the ACHCSA and RWQCB. ASE prepared this report on behalf of Dr. Joginder Sikand, the property owner and responsible party.



Aqua Science Engineers, Inc. 55 Oak Court, Suite 220, Danville, CA 94526
(925) 820-9391 - Fax (925) 837-4853 - www.aquascienceengineers.com

2.0 GROUNDWATER FLOW DIRECTION AND GRADIENT

On August 3, 2007, ASE measured the depth to groundwater in all ten site monitoring wells using an electric water level sounder. The surface of the groundwater was also checked for the presence of free-floating hydrocarbons or sheen. No sheen or free-floating hydrocarbons were observed in any of the monitoring wells. Groundwater elevation data is presented in Table One. A groundwater potentiometric surface map is presented as Figure 2. The groundwater flow direction is to the north, northeast and east with a gradient of between 0.012 and 0.35 this quarter.

3.0 GROUNDWATER SAMPLE COLLECTION AND ANALYSIS

On August 3, 2007, ASE collected groundwater samples from all ten monitoring wells. Prior to sampling, each monitoring well was purged of at least three well casing volumes of groundwater using disposable polyethylene bailers. The parameters pH, temperature, and conductivity were monitored during the well purging, and samples were not collected until these parameters stabilized. Groundwater samples were collected from each well using the same polyethylene bailers and were decanted from the bottom of the bailers using low-flow emptying devices into 40-ml volatile organic analysis (VOA) vials, pre-preserved with hydrochloric acid. The samples were capped without headspace, labeled, and placed in coolers with wet ice for transport to Kiff Analytical of Davis, California (ELAP #2236) under appropriate chain-of-custody documentation. Well sampling field logs are presented in Appendix A.

The well purge water was placed into a 55-gallon steel drum and labeled for temporary storage until proper disposal could be arranged.

The groundwater samples were analyzed by Kiff for total petroleum hydrocarbons as gasoline (TPH-G), benzene, toluene, ethylbenzene, and total xylenes (collectively known as BTEX), and fuel oxygenates including methyl tertiary-butyl ether (MTBE) by EPA Method 8260B, and total petroleum hydrocarbons as diesel (TPH-D) by EPA Method 8015M. The analytical results for this and previous sampling events are summarized in Table Two. The most recent certified analytical report and chain-of-custody documentation are included as Appendix B.

4.0 RESULTS AND CONCLUSIONS

- Hydrocarbon concentrations detected in groundwater samples collected from monitoring well MW-1 were very similar to last quarter's results with a slight increase in TPH-G, TPH-D, BTEX and TBA concentrations and a slight decrease in MTBE concentrations.
- Benzene and MTBE concentrations in groundwater samples collected from monitoring well MW-2 decreased from last quarter. In general, there has been a decreasing trend in hydrocarbon concentrations in this well since August 2000.



Aqua Science Engineers, Inc. 55 Oak Court, Suite 220, Danville, CA 94526
(925) 820-9391 - Fax (925) 837-4853 - www.aquascienceengineers.com

- Hydrocarbon concentrations detected in groundwater samples collected from monitoring well MW-3 were similar to last quarter's results with a slight increase in TPH-G, BTEX and TBA concentrations and a slight decrease in MTBE concentrations.
- Concentrations of TPH-G, BTEX, TBA and MTBE in groundwater samples collected from monitoring well MW-4 decreased this quarter.
- There was a significant decrease in TPH-G and BTEX concentrations in groundwater samples collected from monitoring well MW-5R this quarter, while MTBE concentrations increased.
- Hydrocarbon concentrations detected in groundwater samples collected from monitoring well MW-6 increased this quarter.
- Concentrations of TPH-G and BTEX in groundwater samples collected from monitoring well MW-7 increased this quarter, while the MTBE concentrations stayed about the same.
- TPH-G and BTEX concentrations in groundwater samples collected from monitoring well MW-8 increased slightly this quarter, while MTBE and TBA concentrations decreased slightly.
- TPH-G and BTEX concentrations in groundwater samples collected from monitoring well MW-9 decreased this quarter.
- TPH-G and BTEX concentrations in groundwater samples collected from monitoring well MW-10 increased significantly this quarter.

Concentrations exceeding Environmental Screening Levels¹ (ESLs):

- In MW-1, TPH-G and benzene concentrations exceeded the ESLs.
- In MW-3, TPH-G, benzene and total xylenes concentrations exceeded the ESLs.
- In MW-4, TPH-G, benzene, and total xylenes concentrations exceeded the ESLs.
- In MW-6, TPH-G concentration exceeded the ESLs.
- In MW-7, TPH-G and benzene concentrations exceeded ESLs.
- In MW-8, TPH-G, benzene and total xylenes concentrations exceeded ESLs.
- In MW-9, TPH-G and BTEX concentrations exceeded ESLs.
- In MW-10, TPH-G, benzene, ethylbenzene, and total xylenes concentrations exceeded ESLs.

¹ As presented in the "Screening For Environmental Concerns at Sites With Contaminated Soil and Groundwater" document prepared by the California Regional Water Quality Control Board, San Francisco Bay Region dated February 2005.



Aqua Science Engineers, Inc. 55 Oak Court, Suite 220, Danville, CA 94526
(925) 820-9391 - Fax (925) 837-4853 - www.aquascienceengineers.com

5.0 RECOMMENDATIONS

ASE recommends continued groundwater monitoring on a quarterly basis. The next groundwater sampling is scheduled for November 2007. ASE is currently installing an ozone-sparging groundwater remediation system at the site. This system will begin operation during the next quarter.

6.0 REPORT LIMITATIONS


The results presented in this report represent the conditions at the time of the groundwater sampling, at the specific locations where the groundwater samples were collected, and for the specific parameters analyzed by the laboratory. It does not fully characterize the site for contamination resulting from sources other than the former underground storage tanks and associated plumbing at the site, or for parameters not analyzed by the laboratory. All of the laboratory work cited in this report was prepared under the direction of an independent CAL-DHS certified laboratory. The independent laboratory is solely responsible for the contents and conclusions of the chemical analysis data.

Aqua Science Engineers appreciates the opportunity to provide environmental consulting services for this project, and trust that this report meets your needs. Please feel free to call us at (925) 820-9391 if you have any questions or comments.

Respectfully submitted,

AQUA SCIENCE ENGINEERS, INC.

Robert E. Kitay, P.G., R.E.A.
Senior Geologist



Attachments: Figures 1 and 2
Tables One and Two
Appendices A and B

cc: Mr. Jerry Wickham, ACHCSA
Ms. Betty Graham, RWQCB



Aqua Science Engineers, Inc. 55 Oak Court, Suite 220, Danville, CA 94526
(925) 820-9391 - Fax (925) 837-4853 - www.aquascienceengineers.com

FIGURES

TABLE ONE
Groundwater Elevation Data
Albany Hill Mini Mart
800 San Pablo Avenue, Albany, CA

Well ID	Date of Measurement	Top of Casing Elevation* (feet)	Depth to Water (feet)	Groundwater Elevation (feet)
MW-1	8/6/99	101.68	11.95	89.73
	11/5/99		12.72	88.96
	2/7/00		10.34	91.34
	5/5/00		10.59	91.09
	8/3/00		11.75	89.93
	11/8/00		11.67	90.01
	2/8/01		11.20	90.48
	6/7/01		11.35	90.33
	9/7/01		11.71	89.97
	12/13/01		10.67	91.01
	6/13/02		11.42	90.26
	9/11/02		12.42	89.26
	2/14/03		46.42	10.69
	9/10/04	13.83		32.59
	12/7/04	12.18		34.24
	4/18/05	9.92		36.50
	6/20/05	10.64	35.78	
	10/7/05	12.42	34.00	
	12/7/05	11.51	34.91	
	3/6/06	48.82	9.35	39.47
6/27/06	10.07		38.75	
8/24/06	12.02		36.80	
11/20/06	12.02		36.80	
2/5/07	11.68	37.14		
5/7/07	10.91	37.91		
8/3/07	12.34	36.48		
MW-2	8/6/99	101.57	10.83	90.74
	11/5/99		11.66	89.91
	2/7/00		9.23	92.34
	5/5/00		9.54	92.03
	8/3/00		10.69	90.88
	11/8/00		10.62	90.95
	2/8/01		10.17	91.40
	6/7/01		10.30	91.27
	9/7/01		10.65	90.92
	12/13/01		9.65	91.92
	6/13/02		10.37	91.20
	9/11/02		11.32	90.25
	2/14/03		45.31	9.59
	9/10/04	11.78		33.53
	12/7/04	11.13		34.18
	4/18/05	8.71		36.60
	6/20/05	9.60	35.71	
	10/7/05	11.39	33.92	
	12/7/05	11.49	33.82	
	3/6/06	47.71	8.22	39.49
6/27/06	9.45		38.26	
8/24/06	10.35		37.36	
11/20/06	10.87		36.84	
2/5/07	10.53	37.18		
5/7/07	9.72	37.99		
8/3/07	11.47	36.24		

TABLE ONE
Groundwater Elevation Data
Albany Hill Mini Mart
800 San Pablo Avenue, Albany, CA

Well ID	Date of Measurement	Top of Casing Elevation* (feet)	Depth to Water (feet)	Groundwater Elevation (feet)
MW-3	8/6/99	100.33	10.58	89.75
	11/5/99		11.39	88.94
	2/7/00		9.05	91.28
	5/5/00		9.29	91.04
	8/3/00		10.43	89.90
	11/8/00		10.33	90.00
	2/8/01		9.94	90.39
	6/7/01		10.04	90.29
	9/7/01		10.31	90.02
	12/13/01		9.38	90.95
	6/13/02	10.03	90.30	
	9/11/02	11.02	89.31	
	2/14/03	45.08	9.40	35.68
	9/10/04		12.51	32.57
	12/7/04	11.86	33.22	
	4/18/05	8.49	36.59	
	6/20/05	9.34	35.74	
	10/7/05	11.11	33.97	
	12/7/05	10.22	34.86	
	3/6/06	47.49	8.84	38.65
6/27/06	6.07		41.42	
8/24/06	10.26		37.23	
11/20/06	10.52		36.97	
2/5/07	10.41		37.08	
5/7/07	9.57		37.92	
8/3/07	11.06		36.43	
MW-4	6/13/02		100.05	10.18
	9/11/02		11.12	88.93
	2/14/03	45.20	9.51	35.69
	9/10/04		11.59	33.61
	12/7/04	10.91	34.29	
	4/18/05	8.62	36.58	
	6/20/05	9.45	35.75	
	10/7/05	11.20	34.00	
	12/7/05	10.30	34.90	
	3/6/06	47.61	8.19	39.42
	6/27/06		9.71	37.90
	8/24/06		10.43	37.18
	11/20/06		10.70	36.91
	2/5/07		10.60	37.01
	5/7/07		9.52	38.09
8/3/07	11.33		36.28	

TABLE ONE
Groundwater Elevation Data
Albany Hill Mini Mart
800 San Pablo Avenue, Albany, CA

Well ID	Date of Measurement	Top of Casing Elevation* (feet)	Depth to Water (feet)	Groundwater Elevation (feet)
MW-5	6/13/02	98.37	8.88	89.49
	9/11/02		9.95	88.42
	2/14/03	44.12	8.66	35.46
	9/10/04		10.26	33.86
	12/7/04		10.79	33.33
	4/18/05	Well Destroyed by City During Street Construction		
MW-5R	10/7/05		10.94	
	12/7/05		9.97	
	3/6/06	47.36	4.93	42.43
	6/27/06		9.47	37.89
	8/24/06		10.10	37.26
	11/20/06		10.00	37.36
	2/5/07		10.21	37.15
	5/7/07		9.21	38.15
	8/3/07		10.60	36.76
MW-6	6/13/02	99.36	8.85	90.51
	9/11/02		9.82	89.54
	2/14/03	43.88	8.21	35.67
	9/10/04		10.33	33.55
	12/7/04		9.83	34.05
	4/18/05		7.08	36.80
	6/20/05		7.52	36.36
	10/7/05		10.92	32.96
	12/7/05		8.85	35.03
	3/6/06	46.27	6.22	40.05
	6/27/06		7.40	38.87
	8/24/06		9.15	37.12
	11/20/06		10.40	35.87
	2/5/07		9.20	37.07
	5/7/07		7.79	38.48
		8/3/07		9.96
MW-7	6/13/02	100.96	10.95	90.01
	9/11/02		11.90	89.06
	2/14/03	45.59	10.25	35.34
	9/10/04		12.35	33.24
	12/7/04		11.42	34.17
	4/18/05		9.34	36.25
	6/20/05		10.19	35.40
	10/7/05		12.96	32.63
	12/7/05	not sampled		
	3/6/06	48.36	8.92	39.44
	6/27/06		10.41	37.95
	8/24/06		11.21	37.15
	11/20/06		11.46	36.90
	2/5/07		11.34	37.02
	5/7/07		10.39	37.97
	8/3/07		12.09	36.27

TABLE ONE
 Groundwater Elevation Data
Albany Hill Mini Mart
 800 San Pablo Avenue, Albany, CA

Well ID	Date of Measurement	Top of Casing Elevation* (feet)	Depth to Water (feet)	Groundwater Elevation (feet)
MW-8	6/13/02	100.54	10.57	89.97
	9/11/02		11.53	89.01
	2/14/03	45.59	9.98	35.61
	9/10/04		11.98	33.61
	12/7/04		11.42	34.17
	4/18/05		8.99	36.60
	6/20/05		9.83	35.76
	10/7/05		11.60	33.99
	12/7/05		11.69	33.90
	3/6/06	47.99	8.58	39.41
	6/27/06		10.06	37.93
	8/24/06		10.77	37.22
	11/20/06		11.12	36.87
	2/5/07		10.97	37.02
	5/7/07		9.94	38.05
	8/3/07			11.74
MW-9	2/14/03	46.86	10.84	36.02
	9/10/04		12.97	33.89
	12/7/04		12.84	34.02
	4/18/05		9.75	37.11
	6/20/05		10.83	36.03
	10/7/05		12.59	34.27
	12/7/05		12.56	34.30
	3/6/06	49.24	10.24	39.00
	6/27/06		9.83	39.41
	8/24/06		11.91	37.33
	11/20/06		12.42	36.82
	2/5/07		11.95	37.29
	5/7/07		11.20	38.04
	8/3/07			12.67
MW-10	10/7/05		10.52	
	12/7/05	not sampled		
	3/6/06	46.90	7.46	39.44
	6/27/06		9.03	37.87
	8/24/06		9.75	37.15
	11/20/06		10.30	36.60
	2/5/07		9.83	37.07
	5/7/07		8.85	38.05
8/3/07			11.00	35.90

Notes:

Data prior to September 10, 2004, including survey data, is based on tables compiled by AARS.

* Top of casing elevations were initially surveyed to an arbitrary benchmark. The elevations were resurveyed on November 11, 2002 with respect mean sea level.

TABLE TWO
 Summary of Analytical Results for **GROUNDWATER** Samples
Albany Hill Mini Mart
 800 San Pablo Avenue, Albany, CA
 All results are in **parts per billion (ppb)**

Well ID or Sample Point	Date Sampled	TPH Gasoline	TPH Diesel	Benzene	Toluene	Ethyl-benzene	Total Xylenes	TAME	TBA	MTBE	Other VOCs
MW-1	8/6/99	1,500	1,200	4.3	2.9	9.1	28	--	--	ND	--
	11/5/99	1,800	1,400	5.1	3.2	8.9	33	--	--	ND	--
	2/7/00	1,100	890	3.3	1.9	5.6	21	--	--	ND	--
	5/7/00	970	650	2.9	1.7	4.9	18	--	--	ND	--
	8/3/00	1,200	270*	190	43.0	41	160	--	--	360	--
	11/8/00	4,200	230*	990	200.0	130	560	--	--	840**	--
	2/8/01	2,800	380*	630	130.0	51	250	--	--	390	--
	6/7/01	650	190	97	13.0	20	62	--	--	320	--
	9/7/01	970	400	260	17.0	44	140	--	--	460	--
	12/13/01	291	< 50	91.7	1.4	17.4	7.2	--	--	499	--
	6/13/02	5,120	2,160*	1,860	22.0	316	318	--	--	325	--
	11/11/02	824	< 50	216	< 5	22	20	--	--	290	--
	2/14/03	1,783	590*	546	5.0	90	52	--	--	321	--
	9/10/04	900	82	210	8.4	52	23	< 0.5	5.1	220	< 0.5
	12/7/04	540	< 80	130	3.1	24	14	< 0.5	< 5.0	240	< 0.5
	4/18/05	1,600	< 200	390	3.6	32	57	< 0.5	< 5.0	240	0.53 1,2-DCA
	6/20/05	2,500	< 300	740	12.0	110	69	< 0.5	5.7	240	< 0.50
	10/7/05	520	130	97	26.0	11	28	< 0.50	< 5.0	190	< 0.50
	12/7/05	220	86	42	11.0	6.2	12	< 0.50	< 5.0	230	< 0.50
	3/6/06	180	69	63	1.6	3.8	2.3	< 0.50	< 0.50	180	< 0.50
	6/27/06	2,800	< 300	1,100	7.1	140	44	< 0.50	9.9	220	< 0.50
	8/24/06	3,200	< 200	1,100	6.6	170	16	< 2.0	< 9.0	250	< 2.0
	11/20/06	630	< 50	170	1.2	22	2.8	< 0.50	6.2	220	< 0.50
	2/5/07	570	< 50	180	1.0	23	3.4	< 0.50	< 5.0	180	< 0.50
	5/7/07	500	< 50	200	0.64	12	0.72	< 0.50	< 5.0	210	< 0.50
	8/3/07	930	< 80	300	2.8	49	6.8	< 0.50	7.1	160	< 0.50
MW-2	8/6/99	ND	340	ND	ND	ND	ND	--	--	ND	--
	11/5/99	ND	420	ND	ND	ND	0.7	--	--	ND	--
	2/7/00	ND	310	ND	ND	ND	0.6	--	--	ND	--
	5/7/00	ND	280	ND	ND	ND	< 1	--	--	ND	--
	8/3/00	460	70*	79	3.0	43	8	--	--	3,300	--
	11/8/00	200	120	57	2.0	13	8	--	--	3,000	--
	2/8/01	290	80	50	1.0	0.6	4	--	--	3,100	--
	6/7/01	210	80	18	0.6	3	5	--	--	2,000	--
	9/7/01	230	ND	51	ND	8	8	--	--	2,400	--
	12/13/01	172	ND	53	1.2	7.7	8.4	--	--	1,780	--
	6/13/02	86	< 50	6	6.7	1.1	4.5	--	--	1,830	--
	11/11/02	1,040	< 50	5	1.0	< 1	5	--	--	1,250	--
	2/14/03	82	< 50	8	< 1	1	< 3	--	--	1,520	--
	9/10/04	< 100	72	1.6	< 1.0	< 1.0	< 1.0	< 1.0	< 1.0	620	< 1.0
	12/7/04	< 150	86	17	< 1.5	< 1.5	< 1.5	< 1.5	< 7.0	540	< 1.5
	4/18/05	280	130	55	< 1.5	4.4	< 1.5	< 1.5	< 20	840	< 1.5
	6/20/05	200	100	34	< 0.90	2.4	2.7	< 0.90	5.2	540	< 0.90
	10/7/05	< 90	150	11	< 0.90	< 0.90	< 0.90	< 0.90	< 5.0	360	< 0.90
	12/7/05	< 90	110	1.5	< 0.90	< 0.90	< 0.90	< 0.90	< 5.0	500	< 0.90
	3/6/06	< 90	88	7.0	< 0.90	< 0.90	< 0.90	< 0.50	5.2	610	< 0.50
	6/27/06	270	150	49	< 0.50	5.1	3.4	0.58	8.9	540	< 0.50
8/24/06	110	120	13	< 0.50	1.3	< 0.50	< 0.50	< 5.0	480	< 0.50	
11/20/06	56	< 50	5.6	< 0.50	< 0.50	< 0.50	< 0.50	< 5.0	330	< 0.50	
2/5/07	98	< 50	28	< 0.50	< 0.50	< 0.50	0.61	< 5.0	500	< 0.50	
5/7/07	< 90	< 50	22	< 0.90	< 0.90	< 0.90	< 0.90	6.0	450	< 0.90	
8/3/07	< 50	< 50	2.2	< 0.50	< 0.50	< 0.50	< 0.50	9.0	240	< 0.50	

TABLE TWO
 Summary of Analytical Results for **GROUNDWATER** Samples
Albany Hill Mini Mart
 800 San Pablo Avenue, Albany, CA
 All results are in **parts per billion (ppb)**

Well ID or Sample Point	Date Sampled	TPH Gasoline	TPH Diesel	Benzene	Toluene	Ethyl-benzene	Total Xylenes	TAME	TBA	MTBE	Other VOCs
MW-3	8/6/99	ND	ND	ND	ND	ND	ND	--	--	ND	--
	11/5/99	92	54	ND	ND	0.6	1.7	--	--	ND	--
	2/7/00	120	71	ND	0.6	0.8	2.2	--	--	ND	--
	5/7/00	100	68	ND	ND	0.7	1.9	--	--	ND	--
	8/3/00	910	300*	220	9.0	35	16	--	--	11,000**	--
	11/8/00	990	200	320	0.8	18	9	--	--	8,000	--
	2/8/01	990	110	180	21.0	7	24	--	--	5,200**	--
	6/7/01	370	140	62	4.0	8	13	--	--	6,600**	--
	9/7/01	460	ND	87	1.0	11	25	--	--	9,400**	--
	12/13/01	251	ND	66.8	0.9	2.6	8.4	--	--	6,610	--
	6/13/02	3,630	< 50	41	60.0	41	187	--	--	8,820**	--
	11/11/02	6,210	< 50	150	< 1	5	< 3	--	--	7,770	--
	2/14/03	176	< 50	31	< 1	2	< 3	--	--	5,040	--
	9/10/04	< 1,000	140	110	< 10	< 10	21	20	200	4,400	< 10
	12/7/04	1,000	150	310	19.0	24	50	21	< 100	4,000	< 10
	4/18/05	750	150	170	16.0	33	36	6.1	< 50	1,700	< 5.0
	6/20/05	680	120	140	9.7	20	38	7.4	< 20	1,900	< 4.0
	10/7/05	630	160	140	10.0	11	34	9.2	< 20	2,000	< 4.0
	12/7/05	550	200	128	6.4	7.2	10	11	56	2,400	< 4.0
	3/6/06	88	36	< 2.0	5.3	2.1	4.2	13	1,000	1,000	< 2.0
	6/27/06	7,400	< 1,500	2,800	12	190	56	9.8	110	760	< 4.0
	8/24/06	< 400	130	24	< 4.0	< 4.0	14	9.0	40	2,800	< 4.0
	11/20/06	< 400	< 50	42	< 4.0	4.4	8.7	7.3	71	1,700	< 4.0
	2/5/07	440	< 50	110	4.2	< 4.0	16	7.3	39	1,600	< 4.0
	5/25/07	240	< 50	52	4.3	4.3	18	4.3	140	1,100	< 2.0
	8/3/07	500	< 50	190	7.2	12	40	4.4	320	860	< 1.5
	MW-4	6/13/02	4,460	1,500*	425	409.0	115	730	--	--	32
11/11/02		5,150	2,380*	2,010	74.0	399	252	--	--	< 20	--
2/14/03		6,360	2,410*	1,560	82.0	274	573	--	--	< 1	--
9/10/04		1,600	180	370	6.5	68	93	< 1.0	10	13	1.1 (DIPE)
12/7/04		1,900	< 200	450	8.2	72	100	< 0.9	5.4	9.5	< 0.9
4/18/05		10,000	< 800	1,500	27.0	420	900	< 1.5	15	18	< 1.5
6/20/05		6,100	< 600	830	19.0	280	400	< 1.5	17	22	< 1.5
10/7/05		3,200	< 500	660	8.7	110	140	< 1.5	12	14	< 1.5
12/7/05		1,000	< 200	220	2.5	48	37	< 0.5	< 5.0	12	< 0.5
3/6/06		1,200	< 300	280	2.1	32	77	0.65	< 0.50	75	1.0 (DIPE) / 0.57(1,2-DCA)
6/27/06		2,000	< 300	570	4.0	110	120	< 0.90	15	110	1.2(DIPE)
8/24/06		2,500	< 300	830	6.5	120	120	< 0.90	18	95	< 0.90
11/20/06		1,900	< 80	590	4.8	37	29	< 1.5	< 1.5	14	< 1.5
2/5/07		2,700	< 80	970	4.4	53	62	< 1.5	< 12	45	< 1.5
5/7/07		2,900	< 200	1,200	5.0	89	95	< 1.5	18	34	< 1.5
8/3/07		1,800	< 200	610	3.4	36	25	0.62	9.3	25	1.4 DIPE

TABLE TWO
 Summary of Analytical Results for **GROUNDWATER** Samples
Albany Hill Mini Mart
 800 San Pablo Avenue, Albany, CA
 All results are in **parts per billion (ppb)**

Well ID or Sample Point	Date Sampled	TPH Gasoline	TPH Diesel	Benzene	Toluene	Ethyl-benzene	Total Xylenes	TAME	TBA	MTBE	Other VOCs
MW-5	6/13/02	536	< 50	6.4	0.6	22	23	--	--	11	--
	11/11/02	3,270	1,230*	< 1	< 1	28	8	--	--	< 1	--
	2/14/03	1,260	610*	9	7.0	22	5	--	--	< 1	--
	9/10/04	1,300	150	2.4	< 0.50	0.77	< 0.50	< 0.50	< 5.0	< 0.50	< 0.50
	12/7/04	1,000	< 200	4.1	< 0.50	1.4	< 0.50	< 0.50	< 5.0	< 0.50	< 0.50
	4/18/05	Improperly Destroyed by City of Albany During Street Improvements									
MW-SR	10/7/05	760	<800	2	< 0.50	8.3	1.2	< 0.50	< 5.0	< 0.50	< 0.50
	12/7/05	5,200	< 2,000	36	1.0	320	15	< 0.50	< 5.0	< 0.50	< 0.50
	3/6/06	6,300	< 3,000	44	1.2	370	19	< 0.90	5.9	< 0.90	< 0.90
	6/27/06	5,100	< 2,000	53	1.3	370	17	< 0.50	5.6	< 0.50	< 0.50
	8/24/06	6,500	< 2,000	80	1.8	510	18	< 0.90	9.9	< 0.90	< 0.90
	11/20/06	5,400	< 600	160	2.4	370	100	< 0.90	10	81	< 0.90
	2/5/07	6,300	< 1,500	69	3.2	480	31	< 0.80	10	< 0.80	< 0.80
	5/7/07	5,600	< 500	61	2.4	510	19	< 0.90	11	< 0.90	< 0.90
	8/3/07	170	< 50	3.7	< 0.50	< 0.50	< 0.50	1.4	9.2	330	< 0.50
MW-6	6/13/02	2,980	1,460*	31	2.3	3.8	12	--	--	310	--
	11/11/02	3,570	1,210*	336	5	< 5	< 15	--	--	95	--
	2/14/03	3,770	1,620*	429	12	7	10	--	--	122	--
	9/10/04	< 1,000	390	2.7	< 0.50	< 0.50	< 0.50	2.3	48	280	< 0.50
	12/7/04	1,800	< 600	32	1.7	< 0.50	1.1	2.2	49	160	< 0.50
	4/18/05	1,200	1,400	34	1.3	< 0.50	0.90	0.86	19	36	< 0.50
	6/20/05	590	1,300	3.3	< 0.50	< 0.50	< 0.50	< 0.50	5.5	8.5	< 0.50
	10/7/05	470	1,300	6.8	< 0.50	< 0.50	< 0.50	0.67	20	82	< 0.50
	12/7/05	420	910	10	< 0.50	< 0.50	< 0.50	< 0.50	7.3	22	< 0.50
	3/6/06	790	590	3.2	< 0.50	< 0.50	< 0.50	< 0.50	< 0.50	4.3	< 0.50
	6/27/06	2,600	980	100	4.0	0.96	2.2	1.0	49	78	< 0.50
	8/24/06	1,200	960	57	2.3	< 0.50	1.1	0.82	34	64	< 0.50
	11/20/06	1,300	< 200	58	1.7	< 0.50	1.3	< 0.50	18	26	< 0.50
	2/5/07	1,200	< 200	49	1.8	< 0.50	1.6	0.90	45	67	< 0.50
	5/7/07	290	< 50	3.1	< 0.50	< 0.50	< 0.50	< 0.50	< 0.50	5.0	< 0.50
	8/3/07	580	< 80	23	1.0	< 0.50	< 0.50	0.57	34	45	< 0.50
MW-7	6/13/02	24,100	1,570*	2,310	657	945	5,430	--	--	951	--
	11/11/02	4,760	2,160*	1,820	21	316	1,141	--	--	702	--
	2/14/03	4,320	2,380*	1,020	7	223	293	--	--	1,410	--
	9/10/04	4,800	< 300	640	16	250	490	< 1.5	31	590	< 1.5
	12/7/04	990	< 300	140	3.4	49	70	4.0	< 20	960	< 2.0
	4/18/05	1,400	< 300	260	1.3	96	16	< 1.0	20	370	< 1.0
	6/20/05	1,900	< 200	320	1.0	130	24	< 0.50	17	370	< 0.50
	10/7/05	2,600	<800	190	4.7	91	200	<0.73	8.0J	310	< 0.50
	12/7/05	Not sampled. Inaccessible									
	3/6/06	640	< 200	85	0.88	24	30	< 0.50	8.0	150	< 0.50
	6/27/06	1,200	< 200	180	1.7	64	64	< 0.50	14	150	< 0.50
	8/24/06	990	< 200	120	0.96	36	51	< 0.50	13	180	< 0.50
	11/20/06	1,600	< 200	200	1.6	59	160	< 0.50	5.2	180	< 0.50
	2/5/07	2,300	< 200	390	2.6	120	140	< 0.50	15	190	< 0.50
	5/7/07	490	< 80	190	0.61	9.3	3.2	0.55	16	200	< 0.50
	8/3/07	2,100	< 200	390	2.4	94	73	0.61	19	220	0.51 DIPE

TABLE TWO
 Summary of Analytical Results for **GROUNDWATER** Samples
Albany Hill Mini Mart
 800 San Pablo Avenue, Albany, CA
 All results are in **parts per billion (ppb)**

Well ID or Sample Point	Date Sampled	TPH Gasoline	TPH Diesel	Benzene	Toluene	Ethyl-benzene	Total Xylenes	TAME	TBA	MTBE	Other VOCs	
MW-8	6/13/02	20,000	7,760*	2,200	1,140	1,050	4,090	--	--	12,000	--	
	11/11/02	5,010	2,010*	187	< 1	15	< 3	--	--	16,600	--	
	2/14/03	1,980	< 50	607	6	113	40	--	--	11,500	--	
	9/10/04	< 2,000	200	110	< 20	26	49	25	< 200	8,600	< 20	
	12/7/04	2,000	280	420	< 10	40	61	31	100	6,800	< 10	
	4/18/05	< 1,000	250	76	< 10	23	< 10	17	< 100	3,700	< 10	
	6/20/05	1,300	300	190	< 7.0	21	40	19	< 40	3,400	< 7.0	
	10/7/05	< 700	200	85	< 7.0	9.3	8.3	23	< 40	4,400	< 7.0	
	12/7/05	1,400	300	250	8.7	41	90	18	< 40	4,400	< 7.0	
	3/6/06				Not sampled. Inaccessible							
	6/27/06	710	250	100	< 5.0	7.8	26	16	30	3,100	< 5.0	
	8/24/06	540	260	74	< 5.0	5.4	45	15	< 25	2,700	< 5.0	
	11/20/06	2,100	< 100	380	4.4	18	170	10	530	1,900	< 4.0	
	2/5/07	1,700	< 100	560	3.9	7.5	80	2.7	970	630	< 1.0	
	5/7/07	510	< 50	170	0.61	2.1	5.4	0.57	460	110	< 0.50	
	8/3/07	840	< 80	240	1.6	7.0	18	< 0.50	100	100	< 0.50	
	MW-9	6/27/02	19,000	--	1,430	1,750	501	5,410	--	--	< 0.5	--
11/11/02		19,000	13,200*	3,390	4,540	1,020	9,050	--	--	549	--	
2/14/03		21,300	8,200*	1,700	2,200	701	4,970	--	--	< 1	--	
9/10/04		12,000	< 1,500	890	37	280	2,000	< 5.0	< 50	< 5.0	< 5.0	
12/7/04		13,000	< 1,500	950	580	480	2,900	< 5.0	< 50	< 5.0	< 5.0	
4/18/05		9,600	< 1,000	620	180	260	1,400	< 2.5	< 25	< 2.5	< 2.5	
6/20/05		9,800	< 1,500	760	260	430	1,400	< 2.0	< 9.0	< 2.0	< 2.0	
10/7/05		3,400	< 1,000	350	170	100	480	< 0.50	< 5.0	< 0.50	< 0.50	
12/7/05		5,600	< 1,000	320	97	200	580	< 0.90	< 5.0	< 0.50	< 0.50	
3/6/06		4,200	< 800	460	120	97	600	< 0.90	< 5.0	< 0.90	< 0.50	
6/27/06		8,100	< 1,000	710	330	390	1,700	< 0.50	< 5.0	< 2.0	< 0.50	
8/24/06		6,100	< 800	550	220	280	1,200	< 2.0	< 9.0	< 2.0	< 2.0	
11/20/06		5,200	< 400	310	98	130	850	< 1.0	< 5.0	< 1.0	< 1.0	
2/5/07		4,500	< 400	370	120	190	720	< 1.0	< 5.0	< 1.0	< 1.0	
5/7/07		6,400	< 300	700	220	380	1,200	< 1.0	< 5.0	< 1.0	< 1.0	
8/3/07		5,300	< 300	380	140	290	830	< 0.90	< 5.0	< 0.90	< 0.90	
MW-10		10/7/05	470	330	17	< 0.50	2	11	1.2	9.4J	210	< 0.50
	12/7/05				Not sampled. Inaccessible							
	3/6/06	130	130	4.2	< 0.50	< 0.50	< 0.50	4.9	13	820	0.55 (DIPE)	
	6/27/06	< 400	140	4.4	< 0.50	< 0.50	< 0.50	8.9	21	1,300	0.60 (DIPE)	
	8/24/06	< 400	140	< 4.0	< 4.0	< 4.0	< 4.0	7.0	< 20	1,400	< 4.0	
	11/20/06	< 150	< 50	2.5	< 1.5	< 1.5	< 1.5	3.3	10	750	< 1.5	
	2/5/07	170	< 50	3.0	< 0.90	< 0.90	< 0.90	2.4	6.5	440	< 0.90	
8/3/07	5,000	< 1,000	67	2.3	410	14	< 0.50	6.7	< 0.50	< 0.50		
ESL		500	640	46	130	290	13	NE	NE	1,800	Varies	

Notes:

Data prior to August 2004 is based on a table compiled by AARS - ASE has not checked results against original laboratory reports.

* Does not match diesel pattern

** Confirmed by GC/MS method 8260

ESL = Environmental screening levels presented in the "Screening For Environmental Concerns at Sites With Contaminated Soil and Groundwater (July 2003)" document prepared by the California Regional Water Quality Control Board, San Francisco Bay Region.

Most recent concentrations are in **Bold**.

Non-detectable concentrations noted by the less than sign (<) followed by the laboratory detection limit.

NE indicates that no ESL has been established for this compound.

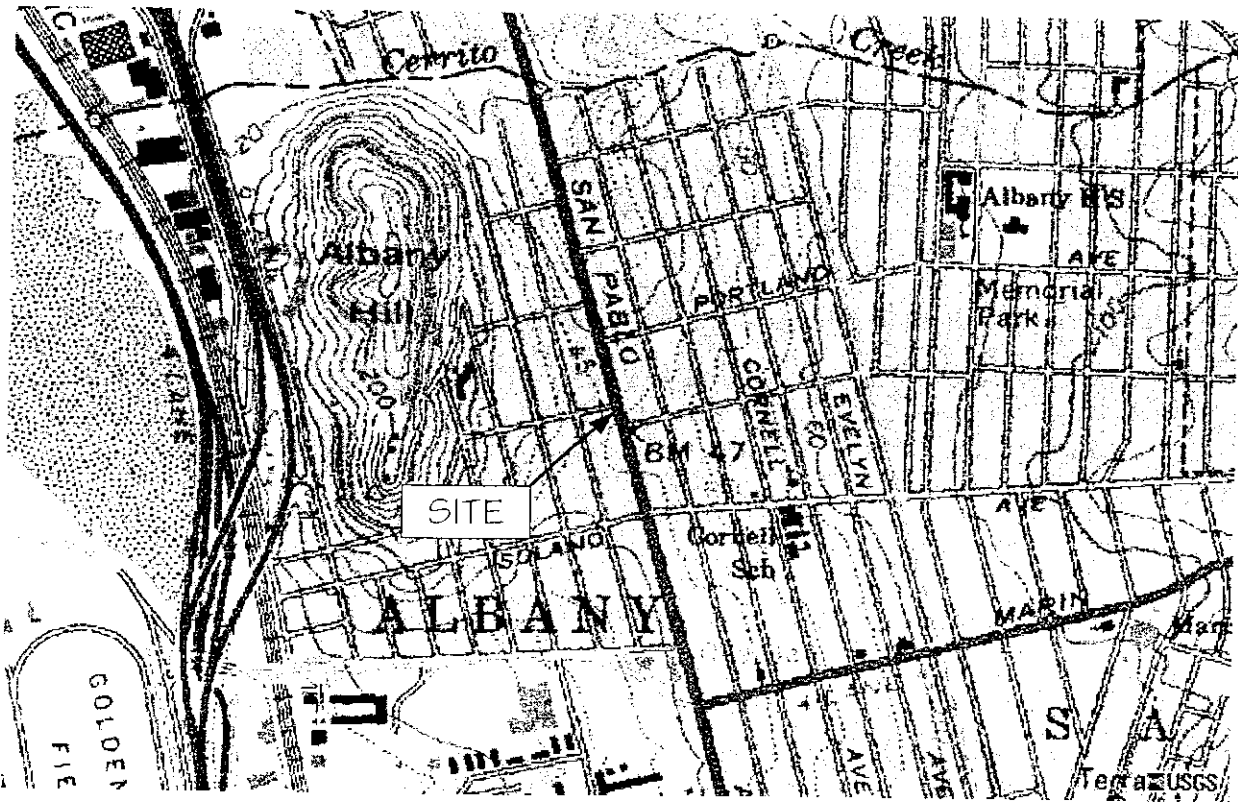


Aqua Science Engineers, Inc. 55 Oak Court, Suite 220, Danville, CA 94526
(925) 820-9391 - Fax (925) 837-4853 - www.aquascienceengineers.com

TABLES



NORTH



LOCATION MAP

ALBANY HILL MINI MART
800 SAN PABLO AVENUE
ALBANY, CALIFORNIA

AQUA SCIENCE ENGINEERS, INC.

Figure 1

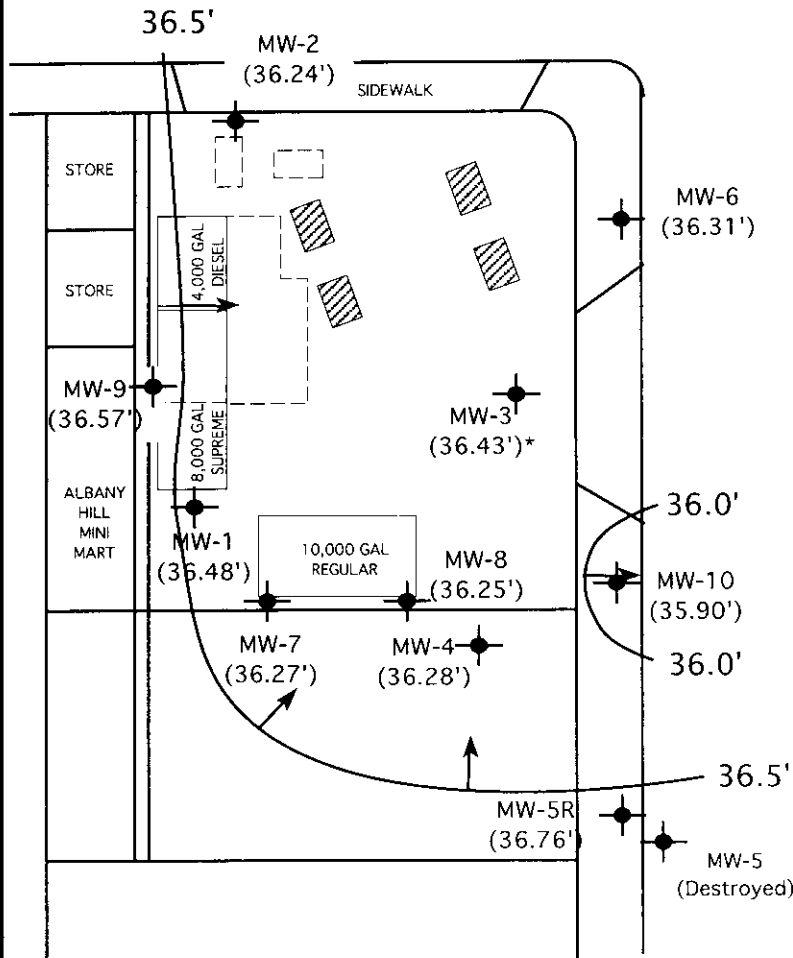


NORTH

SCALE: 1" = 20'

WASHINGTON AVENUE

SAN PABLO AVENUE



LEGEND

- MW-9 (36.57') MONITORING WELL WITH GROUNDWATER ELEVATION IN FEET
- * GROUNDWATER ELEVATION NOT USED FOR CONTOURING
- GROUNDWATER ELEVATION CONTOUR LINE WITH FLOW DIRECTION
- APPROXIMATE FORMER UST LOCATION AND AREA OF EXCAVATION

POTENTIOMETRIC
SURFACE CONTOUR MAP
AUGUST 3, 2007

ALBANY HILL MINI MART
800 SAN PABLO AVENUE
ALBANY, CALIFORNIA

AQUA SCIENCE ENGINEERS

Figure 2



Aqua Science Engineers, Inc. 55 Oak Court, Suite 220, Danville, CA 94526
(925) 820-9391 - Fax (925) 837-4853 - www.aquascienceengineers.com

APPENDIX A

Well Sampling Field Logs

AQUA SCIENCE ENGINEERS

WELL SAMPLING FIELD LOG

PROJECT NAME Albany Hill

JOB NUMBER 3934 DATE OF SAMPLING 8-3-07

WELL ID. ML-1 SAMPLER MLR

TOTAL DEPTH OF WELL 24.2 WELL DIAMETER 2

DEPTH TO WATER PRIOR TO PURGING 12.34

PRODUCT THICKNESS 0

DEPTH OF WELL CASING IN WATER 11.86

NUMBER OF GALLONS PER WELL CASING VOLUME 1.8

NUMBER OF WELL CASING VOLUMES TO BE REMOVED 3

REQUIRED VOLUME OF GROUNDWATER TO BE PURGED PRIOR TO SAMPLING 5.6

EQUIPMENT USED TO PURGE WELL Bailer

TIME EVACUATION STARTED 840 TIME EVACUATION COMPLETED 845

TIME SAMPLES WERE COLLECTED 850

DID WELL GO DRY No AFTER HOW MANY GALLONS -

VOLUME OF GROUNDWATER PURGED 6.0

SAMPLING DEVICE Bailer

SAMPLE COLOR clear ODOR/SEDIMENT strong 0 / No S

CHEMICAL DATA

VOLUME PURGED	TEMPERATURE	PH	CONDUCTIVITY
2	65.4	7.22	815
4	64.8	7.18	794
6	64.6	7.02	809

SAMPLES COLLECTED

SAMPLE	# OF CONTAINERS	SIZE AND TYPE OF CONTAINER	ANALYSIS	PRESERVED

AQUA SCIENCE ENGINEERS

WELL SAMPLING FIELD LOG

PROJECT NAME Albany Hill

JOB NUMBER _____ DATE OF SAMPLING 8-3-07

WELL ID. MW-2 SAMPLER MLK

TOTAL DEPTH OF WELL 24.8 WELL DIAMETER 2

DEPTH TO WATER PRIOR TO PURGING 11.47

PRODUCT THICKNESS 0

DEPTH OF WELL CASING IN WATER 13.33

NUMBER OF GALLONS PER WELL CASING VOLUME 2.1

NUMBER OF WELL CASING VOLUMES TO BE REMOVED 3

REQUIRED VOLUME OF GROUNDWATER TO BE PURGED PRIOR TO SAMPLING 6.3

EQUIPMENT USED TO PURGE WELL 900

TIME EVACUATION STARTED 900 TIME EVACUATION COMPLETED 910

TIME SAMPLES WERE COLLECTED 920

DID WELL GO DRY No AFTER HOW MANY GALLONS -

VOLUME OF GROUNDWATER PURGED 6.5

SAMPLING DEVICE Bailer

SAMPLE COLOR clear ODOR/SEDIMENT No

CHEMICAL DATA

VOLUME PURGED	TEMPERATURE	PH	CONDUCTIVITY
2	66.4	7.46	467
4	66.5	7.28	480
6	66.2	7.19	494

SAMPLES COLLECTED

SAMPLE	# OF CONTAINERS	SIZE AND TYPE OF CONTAINER	ANALYSIS	PRESERVED

AQUA SCIENCE ENGINEERS

WELL SAMPLING FIELD LOG

PROJECT NAME Albany Hill

JOB NUMBER _____ DATE OF SAMPLING 8-3-07

WELL ID. MW-3 SAMPLER MLR

TOTAL DEPTH OF WELL 23.8 WELL DIAMETER 2"

DEPTH TO WATER PRIOR TO PURGING 11.06

PRODUCT THICKNESS 0

DEPTH OF WELL CASING IN WATER 12.74

NUMBER OF GALLONS PER WELL CASING VOLUME 2.0

NUMBER OF WELL CASING VOLUMES TO BE REMOVED 3

REQUIRED VOLUME OF GROUNDWATER TO BE PURGED PRIOR TO SAMPLING 6.1

EQUIPMENT USED TO PURGE WELL Bailer

TIME EVACUATION STARTED 950 TIME EVACUATION COMPLETED 1000

TIME SAMPLES WERE COLLECTED 1010

DID WELL GO DRY No AFTER HOW MANY GALLONS —

VOLUME OF GROUNDWATER PURGED 6.2

SAMPLING DEVICE Bailer

SAMPLE COLOR clear ODOR/SEDIMENT slight 0 / No S

CHEMICAL DATA

VOLUME PURGED	TEMPERATURE	PH	CONDUCTIVITY
<u>2</u>	<u>67.2</u>	<u>6.78</u>	<u>592</u>
<u>4</u>	<u>66.9</u>	<u>6.78</u>	<u>611</u>
<u>6</u>	<u>66.7</u>	<u>6.80</u>	<u>642</u>

SAMPLES COLLECTED

SAMPLE	# OF CONTAINERS	SIZE AND TYPE OF CONTAINER	ANALYSIS	PRESERVED

AQUA SCIENCE ENGINEERS

WELL SAMPLING FIELD LOG

PROJECT NAME Albany Hill

JOB NUMBER _____ DATE OF SAMPLING 8-3-07

WELL ID. MW-4 SAMPLER MLK

TOTAL DEPTH OF WELL 24.5 WELL DIAMETER 2

DEPTH TO WATER PRIOR TO PURGING 11.33

PRODUCT THICKNESS 0

DEPTH OF WELL CASING IN WATER 13.17

NUMBER OF GALLONS PER WELL CASING VOLUME! 2.1

NUMBER OF WELL CASING VOLUMES TO BE REMOVED 3

REQUIRED VOLUME OF GROUNDWATER TO BE PURGED PRIOR TO SAMPLING 6.3

EQUIPMENT USED TO PURGE WELL Baith

TIME EVACUATION STARTED 740 TIME EVACUATION COMPLETED 750

TIME SAMPLES WERE COLLECTED 800

DID WELL GO DRY No AFTER HOW MANY GALLONS -

VOLUME OF GROUNDWATER PURGED 6.5

SAMPLING DEVICE Baith

SAMPLE COLOR clear ODOR/SEDIMENT No O / No S

CHEMICAL DATA

VOLUME PURGED	TEMPERATURE	PH	CONDUCTIVITY
<u>2</u>	<u>64.1</u>	<u>7.03</u>	<u>1032</u>
<u>4</u>	<u>64.5</u>	<u>6.79</u>	<u>1040</u>
<u>6</u>	<u>64.8</u>	<u>6.70</u>	<u>1045</u>

SAMPLES COLLECTED

SAMPLE	# OF CONTAINERS	SIZE AND TYPE OF CONTAINER	ANALYSIS	PRESERVED

AQUA SCIENCE ENGINEERS

WELL SAMPLING FIELD LOG

PROJECT NAME Albany Hill

JOB NUMBER _____ DATE OF SAMPLING 8-3-07

WELL ID. MW-SR SAMPLER MLR

TOTAL DEPTH OF WELL 19.58 WELL DIAMETER 2

DEPTH TO WATER PRIOR TO PURGING 10.60

PRODUCT THICKNESS 0

DEPTH OF WELL CASING IN WATER 8.98

NUMBER OF GALLONS PER WELL CASING VOLUME 1.4

NUMBER OF WELL CASING VOLUMES TO BE REMOVED 3

REQUIRED VOLUME OF GROUNDWATER TO BE PURGED PRIOR TO SAMPLING 4.3

EQUIPMENT USED TO PURGE WELL 1150

TIME EVACUATION STARTED 1150 TIME EVACUATION COMPLETED 1200

TIME SAMPLES WERE COLLECTED 1200

DID WELL GO DRY No AFTER HOW MANY GALLONS -

VOLUME OF GROUNDWATER PURGED 4.5

SAMPLING DEVICE Balke

SAMPLE COLOR clear ODOR/SEDIMENT strong O/NIS

CHEMICAL DATA

VOLUME PURGED	TEMPERATURE	PH	CONDUCTIVITY
1	66.7	6.74	758
2	66.7	6.76	752
3	66.6	6.77	803

SAMPLES COLLECTED

SAMPLE	# OF CONTAINERS	SIZE AND TYPE OF CONTAINER	ANALYSIS	PRESERVED

AQUA SCIENCE ENGINEERS

WELL SAMPLING FIELD LOG

PROJECT NAME Albany Hill

JOB NUMBER _____ DATE OF SAMPLING 8-3-07

WELL ID. MW-6 SAMPLER MLR

TOTAL DEPTH OF WELL 24.7 WELL DIAMETER 2

DEPTH TO WATER PRIOR TO PURGING 9.96

PRODUCT THICKNESS 0

DEPTH OF WELL CASING IN WATER 14.74

NUMBER OF GALLONS PER WELL CASING VOLUME 2.3

NUMBER OF WELL CASING VOLUMES TO BE REMOVED 3

REQUIRED VOLUME OF GROUNDWATER TO BE PURGED PRIOR TO SAMPLING 7.0

EQUIPMENT USED TO PURGE WELL 870 bailer

TIME EVACUATION STARTED 810 TIME EVACUATION COMPLETED 820

TIME SAMPLES WERE COLLECTED 830

DID WELL GO DRY No AFTER HOW MANY GALLONS -

VOLUME OF GROUNDWATER PURGED 7.2

SAMPLING DEVICE Bailer

SAMPLE COLOR Clear ODOR/SEDIMENT No O / No S

CHEMICAL DATA

VOLUME PURGED	TEMPERATURE	PH	CONDUCTIVITY
<u>2</u>	<u>69.0</u>	<u>6.98</u>	<u>551</u>
<u>4</u>	<u>67.8</u>	<u>7.05</u>	<u>558</u>
<u>6</u>	<u>69.1</u>	<u>7.08</u>	<u>566</u>

SAMPLES COLLECTED

SAMPLE	# OF CONTAINERS	SIZE AND TYPE OF CONTAINER	ANALYSIS	PRESERVED

AQUA SCIENCE ENGINEERS

WELL SAMPLING FIELD LOG

PROJECT NAME Albany Hill

JOB NUMBER _____ DATE OF SAMPLING 8-3-07

WELL ID. MW-7 SAMPLER MLR

TOTAL DEPTH OF WELL 24.7 WELL DIAMETER 2

DEPTH TO WATER PRIOR TO PURGING 12.09

PRODUCT THICKNESS 0

DEPTH OF WELL CASING IN WATER 12.61

NUMBER OF GALLONS PER WELL CASING VOLUME 2.0

NUMBER OF WELL CASING VOLUMES TO BE REMOVED 3

REQUIRED VOLUME OF GROUNDWATER TO BE PURGED PRIOR TO SAMPLING 6.0

EQUIPMENT USED TO PURGE WELL 1

TIME EVACUATION STARTED 1030 TIME EVACUATION COMPLETED 1035

TIME SAMPLES WERE COLLECTED 1040

DID WELL GO DRY No AFTER HOW MANY GALLONS —

VOLUME OF GROUNDWATER PURGED 6.0

SAMPLING DEVICE Bailer

SAMPLE COLOR clear ODOR/SEDIMENT Strong 0 / NIS

CHEMICAL DATA

VOLUME PURGED	TEMPERATURE	PH	CONDUCTIVITY
3	64.7	6.80	770
4	64.2	6.95	720
6	64.0	7.00	762

SAMPLES COLLECTED

SAMPLE	# OF CONTAINERS	SIZE AND TYPE OF CONTAINER	ANALYSIS	PRESERVED

AQUA SCIENCE ENGINEERS

WELL SAMPLING FIELD LOG

PROJECT NAME Albany Hill

JOB NUMBER _____ DATE OF SAMPLING 8-3-07

WELL ID. MW-8 SAMPLER MLR

TOTAL DEPTH OF WELL 19.1 WELL DIAMETER 2

DEPTH TO WATER PRIOR TO PURGING 11.74

PRODUCT THICKNESS 0

DEPTH OF WELL CASING IN WATER 7.36

NUMBER OF GALLONS PER WELL CASING VOLUME 1.17

NUMBER OF WELL CASING VOLUMES TO BE REMOVED 3

REQUIRED VOLUME OF GROUNDWATER TO BE PURGED PRIOR TO SAMPLING 3.5

EQUIPMENT USED TO PURGE WELL Bailer

TIME EVACUATION STARTED 1110 TIME EVACUATION COMPLETED 1120

TIME SAMPLES WERE COLLECTED 1130

DID WELL GO DRY No AFTER HOW MANY GALLONS —

VOLUME OF GROUNDWATER PURGED 3.5

SAMPLING DEVICE Bailer

SAMPLE COLOR clear ODOR/SEDIMENT Strong O / N/S

CHEMICAL DATA

VOLUME PURGED	TEMPERATURE	PH	CONDUCTIVITY
1	64.7	7.21	725
2	64.6	7.04	765
3	64.3	6.94	798

SAMPLES COLLECTED

SAMPLE	# OF CONTAINERS	SIZE AND TYPE OF CONTAINER	ANALYSIS	PRESERVED

AQUA SCIENCE ENGINEERS

WELL SAMPLING FIELD LOG

PROJECT NAME Albany Hill

JOB NUMBER _____ DATE OF SAMPLING 8-3-07

WELL ID. Ww-9 SAMPLER MLR

TOTAL DEPTH OF WELL 16.8 WELL DIAMETER 2

DEPTH TO WATER PRIOR TO PURGING 12.67

PRODUCT THICKNESS 0

DEPTH OF WELL CASING IN WATER 4.13

NUMBER OF GALLONS PER WELL CASING VOLUME 0.6

NUMBER OF WELL CASING VOLUMES TO BE REMOVED 3

REQUIRED VOLUME OF GROUNDWATER TO BE PURGED PRIOR TO SAMPLING 2.0

EQUIPMENT USED TO PURGE WELL Baird

TIME EVACUATION STARTED 930 TIME EVACUATION COMPLETED 935

TIME SAMPLES WERE COLLECTED 940

DID WELL GO DRY 2.0 Yes AFTER HOW MANY GALLONS 20

VOLUME OF GROUNDWATER PURGED 2

SAMPLING DEVICE Baird

SAMPLE COLOR clear ODOR/SEDIMENT _____

CHEMICAL DATA

VOLUME PURGED	TEMPERATURE	PH	CONDUCTIVITY
1	66.3	7.36	610
2	65.8	7.01	623
	dry 65.6	7.01	6

SAMPLES COLLECTED

SAMPLE	# OF CONTAINERS	SIZE AND TYPE OF CONTAINER	ANALYSIS	PRESERVED

AQUA SCIENCE ENGINEERS

WELL SAMPLING FIELD LOG

PROJECT NAME Albany Hill

JOB NUMBER _____ DATE OF SAMPLING 8-3-07

WELL ID. MW-1d SAMPLER MLR

TOTAL DEPTH OF WELL 24.7 WELL DIAMETER 2

DEPTH TO WATER PRIOR TO PURGING ~~10.60~~ 11.00

PRODUCT THICKNESS 0

DEPTH OF WELL CASING IN WATER 13.7

NUMBER OF GALLONS PER WELL CASING VOLUME 2.1

NUMBER OF WELL CASING VOLUMES TO BE REMOVED 3

REQUIRED VOLUME OF GROUNDWATER TO BE PURGED PRIOR TO SAMPLING 6.5

EQUIPMENT USED TO PURGE WELL Bailer

TIME EVACUATION STARTED 1220 TIME EVACUATION COMPLETED ~~1230~~ 1230

TIME SAMPLES WERE COLLECTED 1240

DID WELL GO DRY No AFTER HOW MANY GALLONS —

VOLUME OF GROUNDWATER PURGED 7.0

SAMPLING DEVICE Bailer

SAMPLE COLOR clear ODOR/SEDIMENT _____

CHEMICAL DATA

VOLUME PURGED	TEMPERATURE	PH	CONDUCTIVITY
2	66.7 66.7	6.74 6.74	758 482
4	66.7 66.71	6.76 6.98	782 462
6	66.7 66.74	6.77 6.90	843 456

SAMPLES COLLECTED

SAMPLE	# OF CONTAINERS	SIZE AND TYPE OF CONTAINER	ANALYSIS	PRESERVED



Aqua Science Engineers, Inc. 55 Oak Court, Suite 220, Danville, CA 94526
(925) 820-9391 - Fax (925) 837-4853 - www.aquascienceengineers.com

APPENDIX B

Certified Analytical Report
and
Chain of Custody Documentation



Report Number : 57885

Date : 8/14/2007

Mike Rauser
Aqua Science Engineers, Inc.
55 Oak Court, Suite 220
Danville, CA 94526

Subject : 10 Water Samples
Project Name : Albany Hill
Project Number : 3934

Dear Mr. Rauser,

Chemical analysis of the samples referenced above has been completed. Summaries of the data are contained on the following pages. Sample(s) were received under documented chain-of-custody. US EPA protocols for sample storage and preservation were followed.

Kiff Analytical is certified by the State of California (# 2236). If you have any questions regarding procedures or results, please call me at 530-297-4800.

Sincerely,

A handwritten signature in black ink, appearing to read "Joel Kiff".

Joel Kiff



Subject : 10 Water Samples
Project Name : Albany Hill
Project Number : 3934

Case Narrative

Tert-Butanol results for samples MW-1, MW-2 and MW-5R may be biased slightly high and are flagged with a 'J'. A fraction of MtBE (typically less than 1%) converts to Tert-Butanol during the analysis of water samples. We consider this conversion effect to be mathematically significant in samples that contain MtBE/Tert-Butanol in ratios of over 20:1.

Matrix Spike/Matrix Spike Duplicate Results associated with sample MW-7 for the analyte Benzene were affected by the analyte concentrations already present in the un-spiked sample.

Approved By: _____


Joe Kiff



Report Number : 57885

Date : 8/14/2007

Project Name : **Albany Hill**

Project Number : **3934**

Sample : **MW-1**

Matrix : Water

Lab Number : 57885-01

Sample Date :8/3/2007

Parameter	Measured Value	Method Reporting Limit	Units	Analysis Method	Date Analyzed
Benzene	300	0.50	ug/L	EPA 8260B	8/10/2007
Toluene	2.8	0.50	ug/L	EPA 8260B	8/10/2007
Ethylbenzene	49	0.50	ug/L	EPA 8260B	8/10/2007
Total Xylenes	6.8	0.50	ug/L	EPA 8260B	8/10/2007
Methyl-t-butyl ether (MTBE)	160	0.50	ug/L	EPA 8260B	8/10/2007
Diisopropyl ether (DIPE)	< 0.50	0.50	ug/L	EPA 8260B	8/10/2007
Ethyl-t-butyl ether (ETBE)	< 0.50	0.50	ug/L	EPA 8260B	8/10/2007
Tert-amyl methyl ether (TAME)	< 0.50	0.50	ug/L	EPA 8260B	8/10/2007
Tert-Butanol	7.1 J	5.0	ug/L	EPA 8260B	8/10/2007
TPH as Gasoline	930	50	ug/L	EPA 8260B	8/10/2007
Toluene - d8 (Surr)	99.0		% Recovery	EPA 8260B	8/10/2007
4-Bromofluorobenzene (Surr)	97.7		% Recovery	EPA 8260B	8/10/2007
TPH as Diesel (Silica Gel)	< 80	80	ug/L	M EPA 8015	8/14/2007
(Note: MRL increased due to interference from Gasoline-range hydrocarbons.)					
Octacosane (Diesel Silica Gel Surr)	106		% Recovery	M EPA 8015	8/14/2007

Approved By:

Joe Kiff

Project Name : **Albany Hill**

Project Number : **3934**


Sample : **MW-2**

Matrix : Water

Lab Number : 57885-02

Sample Date : 8/3/2007

Parameter	Measured Value	Method Reporting Limit	Units	Analysis Method	Date Analyzed
Benzene	2.2	0.50	ug/L	EPA 8260B	8/10/2007
Toluene	< 0.50	0.50	ug/L	EPA 8260B	8/10/2007
Ethylbenzene	< 0.50	0.50	ug/L	EPA 8260B	8/10/2007
Total Xylenes	< 0.50	0.50	ug/L	EPA 8260B	8/10/2007
Methyl-t-butyl ether (MTBE)	240	0.50	ug/L	EPA 8260B	8/10/2007
Diisopropyl ether (DIPE)	< 0.50	0.50	ug/L	EPA 8260B	8/10/2007
Ethyl-t-butyl ether (ETBE)	< 0.50	0.50	ug/L	EPA 8260B	8/10/2007
Tert-amyl methyl ether (TAME)	< 0.50	0.50	ug/L	EPA 8260B	8/10/2007
Tert-Butanol	9.0 J	7.0	ug/L	EPA 8260B	8/10/2007
TPH as Gasoline	< 50	50	ug/L	EPA 8260B	8/10/2007
Toluene - d8 (Surr)	99.3		% Recovery	EPA 8260B	8/10/2007
4-Bromofluorobenzene (Surr)	97.0		% Recovery	EPA 8260B	8/10/2007
TPH as Diesel (Silica Gel)	< 50	50	ug/L	M EPA 8015	8/13/2007
Octacosane (Diesel Silica Gel Surr)	98.2		% Recovery	M EPA 8015	8/13/2007

Approved By:  Joel Kiff

Project Name : **Albany Hill**

Project Number : **3934**


Sample : **MW-3**

Matrix : Water

Lab Number : 57885-03

Sample Date :8/3/2007

Parameter	Measured Value	Method Reporting Limit	Units	Analysis Method	Date Analyzed
Benzene	190	1.5	ug/L	EPA 8260B	8/10/2007
Toluene	7.2	1.5	ug/L	EPA 8260B	8/10/2007
Ethylbenzene	12	1.5	ug/L	EPA 8260B	8/10/2007
Total Xylenes	40	1.5	ug/L	EPA 8260B	8/10/2007
Methyl-t-butyl ether (MTBE)	860	1.5	ug/L	EPA 8260B	8/10/2007
Diisopropyl ether (DIPE)	< 1.5	1.5	ug/L	EPA 8260B	8/10/2007
Ethyl-t-butyl ether (ETBE)	< 1.5	1.5	ug/L	EPA 8260B	8/10/2007
Tert-amyl methyl ether (TAME)	4.4	1.5	ug/L	EPA 8260B	8/10/2007
Tert-Butanol	320	7.0	ug/L	EPA 8260B	8/10/2007
TPH as Gasoline	500	150	ug/L	EPA 8260B	8/10/2007
Toluene - d8 (Surr)	99.0		% Recovery	EPA 8260B	8/10/2007
4-Bromofluorobenzene (Surr)	101		% Recovery	EPA 8260B	8/10/2007
TPH as Diesel (Silica Gel)	< 50	50	ug/L	M EPA 8015	8/14/2007
Octacosane (Diesel Silica Gel Surr)	106		% Recovery	M EPA 8015	8/14/2007

Approved By:  Joel Kiff

Project Name : **Albany Hill**

Project Number : **3934**

Sample : **MW-4**

Matrix : Water

Lab Number : 57885-04

Sample Date :8/3/2007

Parameter	Measured Value	Method Reporting Limit	Units	Analysis Method	Date Analyzed
Benzene	610	2.5	ug/L	EPA 8260B	8/10/2007
Toluene	3.4	0.50	ug/L	EPA 8260B	8/10/2007
Ethylbenzene	36	0.50	ug/L	EPA 8260B	8/10/2007
Total Xylenes	25	0.50	ug/L	EPA 8260B	8/10/2007
Methyl-t-butyl ether (MTBE)	25	0.50	ug/L	EPA 8260B	8/10/2007
Diisopropyl ether (DIPE)	1.4	0.50	ug/L	EPA 8260B	8/10/2007
Ethyl-t-butyl ether (ETBE)	< 0.50	0.50	ug/L	EPA 8260B	8/10/2007
Tert-amyl methyl ether (TAME)	0.62	0.50	ug/L	EPA 8260B	8/10/2007
Tert-Butanol	9.3	5.0	ug/L	EPA 8260B	8/10/2007
TPH as Gasoline	1800	50	ug/L	EPA 8260B	8/10/2007
Toluene - d8 (Surr)	100		% Recovery	EPA 8260B	8/10/2007
4-Bromofluorobenzene (Surr)	95.9		% Recovery	EPA 8260B	8/10/2007
TPH as Diesel (Silica Gel)	< 200	200	ug/L	M EPA 8015	8/14/2007
(Note: MRL increased due to interference from Gasoline-range hydrocarbons.)					
Octacosane (Diesel Silica Gel Surr)	104		% Recovery	M EPA 8015	8/14/2007

Approved By:

Joel Kiff

Project Name : **Albany Hill**

Project Number : **3934**


Sample : **MW-5R**

Matrix : Water

Lab Number : 57885-05

Sample Date :8/3/2007

Parameter	Measured Value	Method Reporting Limit	Units	Analysis Method	Date Analyzed
Benzene	3.7	0.50	ug/L	EPA 8260B	8/14/2007
Toluene	< 0.50	0.50	ug/L	EPA 8260B	8/14/2007
Ethylbenzene	< 0.50	0.50	ug/L	EPA 8260B	8/14/2007
Total Xylenes	< 0.50	0.50	ug/L	EPA 8260B	8/14/2007
Methyl-t-butyl ether (MTBE)	330	0.50	ug/L	EPA 8260B	8/14/2007
Diisopropyl ether (DIPE)	< 0.50	0.50	ug/L	EPA 8260B	8/14/2007
Ethyl-t-butyl ether (ETBE)	< 0.50	0.50	ug/L	EPA 8260B	8/14/2007
Tert-amyl methyl ether (TAME)	1.4	0.50	ug/L	EPA 8260B	8/14/2007
Tert-Butanol	9.2 J	5.0	ug/L	EPA 8260B	8/14/2007
TPH as Gasoline	170	50	ug/L	EPA 8260B	8/14/2007
Toluene - d8 (Surr)	96.7		% Recovery	EPA 8260B	8/14/2007
4-Bromofluorobenzene (Surr)	101		% Recovery	EPA 8260B	8/14/2007
TPH as Diesel (Silica Gel)	< 50	50	ug/L	M EPA 8015	8/13/2007
Octacosane (Diesel Silica Gel Surr)	124		% Recovery	M EPA 8015	8/13/2007

Approved By:  Joel Kiff

Project Name : **Albany Hill**

Project Number : **3934**


Sample : **MW-6**

Matrix : Water

Lab Number : 57885-06

Sample Date :8/3/2007

Parameter	Measured Value	Method Reporting Limit	Units	Analysis Method	Date Analyzed
Benzene	23	0.50	ug/L	EPA 8260B	8/9/2007
Toluene	1.0	0.50	ug/L	EPA 8260B	8/9/2007
Ethylbenzene	< 0.50	0.50	ug/L	EPA 8260B	8/9/2007
Total Xylenes	< 0.50	0.50	ug/L	EPA 8260B	8/9/2007
Methyl-t-butyl ether (MTBE)	45	0.50	ug/L	EPA 8260B	8/9/2007
Diisopropyl ether (DIPE)	< 0.50	0.50	ug/L	EPA 8260B	8/9/2007
Ethyl-t-butyl ether (ETBE)	< 0.50	0.50	ug/L	EPA 8260B	8/9/2007
Tert-amyl methyl ether (TAME)	0.57	0.50	ug/L	EPA 8260B	8/9/2007
Tert-Butanol	34	5.0	ug/L	EPA 8260B	8/9/2007
TPH as Gasoline	580	50	ug/L	EPA 8260B	8/9/2007
Toluene - d8 (Surr)	98.7		% Recovery	EPA 8260B	8/9/2007
4-Bromofluorobenzene (Surr)	95.7		% Recovery	EPA 8260B	8/9/2007
TPH as Diesel (Silica Gel)	< 80	80	ug/L	M EPA 8015	8/13/2007
(Note: MRL increased due to interference from Gasoline-range hydrocarbons.)					
Octacosane (Diesel Silica Gel Surr)	104		% Recovery	M EPA 8015	8/13/2007

Approved By:  Joel Kiff

Project Name : **Albany Hill**

Project Number : **3934**

Sample : **MW-7**

Matrix : Water

Lab Number : 57885-07

Sample Date :8/3/2007

Parameter	Measured Value	Method Reporting Limit	Units	Analysis Method	Date Analyzed
Benzene	390	0.50	ug/L	EPA 8260B	8/9/2007
Toluene	2.4	0.50	ug/L	EPA 8260B	8/9/2007
Ethylbenzene	94	0.50	ug/L	EPA 8260B	8/9/2007
Total Xylenes	73	0.50	ug/L	EPA 8260B	8/9/2007
Methyl-t-butyl ether (MTBE)	220	0.50	ug/L	EPA 8260B	8/9/2007
Diisopropyl ether (DIPE)	0.51	0.50	ug/L	EPA 8260B	8/9/2007
Ethyl-t-butyl ether (ETBE)	< 0.50	0.50	ug/L	EPA 8260B	8/9/2007
Tert-amyl methyl ether (TAME)	0.61	0.50	ug/L	EPA 8260B	8/9/2007
Tert-Butanol	19	5.0	ug/L	EPA 8260B	8/9/2007
TPH as Gasoline	2100	50	ug/L	EPA 8260B	8/9/2007
Toluene - d8 (Surr)	98.7		% Recovery	EPA 8260B	8/9/2007
4-Bromofluorobenzene (Surr)	97.0		% Recovery	EPA 8260B	8/9/2007
TPH as Diesel (Silica Gel)	< 200	200	ug/L	M EPA 8015	8/13/2007
(Note: MRL increased due to interference from Gasoline-range hydrocarbons.)					
Octacosane (Diesel Silica Gel Surr)	111		% Recovery	M EPA 8015	8/13/2007

Approved By:

Joel Kiff



Report Number : 57885

Date : 8/14/2007

Project Name : **Albany Hill**

Project Number : **3934**


Sample : **MW-8**

Matrix : Water

Lab Number : 57885-08

Sample Date :8/3/2007

Parameter	Measured Value	Method Reporting Limit	Units	Analysis Method	Date Analyzed
Benzene	240	0.50	ug/L	EPA 8260B	8/10/2007
Toluene	1.6	0.50	ug/L	EPA 8260B	8/10/2007
Ethylbenzene	7.0	0.50	ug/L	EPA 8260B	8/10/2007
Total Xylenes	18	0.50	ug/L	EPA 8260B	8/10/2007
Methyl-t-butyl ether (MTBE)	100	0.50	ug/L	EPA 8260B	8/10/2007
Diisopropyl ether (DIPE)	< 0.50	0.50	ug/L	EPA 8260B	8/10/2007
Ethyl-t-butyl ether (ETBE)	< 0.50	0.50	ug/L	EPA 8260B	8/10/2007
Tert-amyl methyl ether (TAME)	< 0.50	0.50	ug/L	EPA 8260B	8/10/2007
Tert-Butanol	100	5.0	ug/L	EPA 8260B	8/10/2007
TPH as Gasoline	840	50	ug/L	EPA 8260B	8/10/2007
Toluene - d8 (Surr)	99.1		% Recovery	EPA 8260B	8/10/2007
4-Bromofluorobenzene (Surr)	97.8		% Recovery	EPA 8260B	8/10/2007
TPH as Diesel (Silica Gel)	< 80	80	ug/L	M EPA 8015	8/13/2007
(Note: MRL increased due to interference from Gasoline-range hydrocarbons.)					
Octacosane (Diesel Silica Gel Surr)	98.8		% Recovery	M EPA 8015	8/13/2007

Approved By:  Joel Kiff



Report Number : 57885

Date : 8/14/2007

Project Name : **Albany Hill**

Project Number : **3934**

Sample : **MW-9**

Matrix : Water

Lab Number : 57885-09

Sample Date : 8/3/2007

Parameter	Measured Value	Method Reporting Limit	Units	Analysis Method	Date Analyzed
Benzene	380	0.90	ug/L	EPA 8260B	8/9/2007
Toluene	140	0.90	ug/L	EPA 8260B	8/9/2007
Ethylbenzene	290	0.90	ug/L	EPA 8260B	8/9/2007
Total Xylenes	830	2.5	ug/L	EPA 8260B	8/10/2007
Methyl-t-butyl ether (MTBE)	< 0.90	0.90	ug/L	EPA 8260B	8/9/2007
Diisopropyl ether (DIPE)	< 0.90	0.90	ug/L	EPA 8260B	8/9/2007
Ethyl-t-butyl ether (ETBE)	< 0.90	0.90	ug/L	EPA 8260B	8/9/2007
Tert-amyl methyl ether (TAME)	< 0.90	0.90	ug/L	EPA 8260B	8/9/2007
Tert-Butanol	< 5.0	5.0	ug/L	EPA 8260B	8/9/2007
TPH as Gasoline	5300	90	ug/L	EPA 8260B	8/9/2007
Toluene - d8 (Surr)	92.4		% Recovery	EPA 8260B	8/9/2007
4-Bromofluorobenzene (Surr)	97.4		% Recovery	EPA 8260B	8/9/2007
TPH as Diesel (Silica Gel)	< 300	300	ug/L	M EPA 8015	8/13/2007
(Note: MRL increased due to interference from Gasoline-range hydrocarbons.)					
Octacosane (Diesel Silica Gel Surr)	99.5		% Recovery	M EPA 8015	8/13/2007

Approved By:

Joel Kiff



Report Number : 57885

Date : 8/14/2007

Project Name : **Albany Hill**

Project Number : **3934**


Sample : **MW-10**

Matrix : Water

Lab Number : 57885-10


Sample Date :8/3/2007

Parameter	Measured Value	Method Reporting Limit	Units	Analysis Method	Date Analyzed
Benzene	67	0.50	ug/L	EPA 8260B	8/10/2007
Toluene	2.3	0.50	ug/L	EPA 8260B	8/10/2007
Ethylbenzene	410	0.90	ug/L	EPA 8260B	8/11/2007
Total Xylenes	14	0.50	ug/L	EPA 8260B	8/10/2007
Methyl-t-butyl ether (MTBE)	< 0.50	0.50	ug/L	EPA 8260B	8/10/2007
Diisopropyl ether (DIPE)	< 0.50	0.50	ug/L	EPA 8260B	8/10/2007
Ethyl-t-butyl ether (ETBE)	< 0.50	0.50	ug/L	EPA 8260B	8/10/2007
Tert-amyl methyl ether (TAME)	< 0.50	0.50	ug/L	EPA 8260B	8/10/2007
Tert-Butanol	6.7	5.0	ug/L	EPA 8260B	8/10/2007
TPH as Gasoline	5000	90	ug/L	EPA 8260B	8/11/2007
Toluene - d8 (Surr)	97.8		% Recovery	EPA 8260B	8/10/2007
4-Bromofluorobenzene (Surr)	98.7		% Recovery	EPA 8260B	8/10/2007
TPH as Diesel (Silica Gel)	< 1000	1000	ug/L	M EPA 8015	8/13/2007
(Note: MRL increased due to interference from Gasoline-range hydrocarbons.)					
Octacosane (Diesel Silica Gel Surr)	113		% Recovery	M EPA 8015	8/13/2007

Approved By:  Joel Kiff

QC Report : Method Blank DataProject Name : **Albany Hill**Project Number : **3934**

Parameter	Measured Value	Method Reporting Limit	Units	Analysis Method	Date Analyzed	Parameter	Measured Value	Method Reporting Limit	Units	Analysis Method	Date Analyzed
TPH as Diesel (Silica Gel)	< 50	50	ug/L	M EPA 8015	8/10/2007	Ethylbenzene	< 0.50	0.50	ug/L	EPA 8260B	8/11/2007
Octacosane (Diesel Silica Gel Surr)	120		%	M EPA 8015	8/10/2007	TPH as Gasoline	< 50	50	ug/L	EPA 8260B	8/11/2007
Benzene	< 0.50	0.50	ug/L	EPA 8260B	8/9/2007	Total Xylenes	< 0.50	0.50	ug/L	EPA 8260B	8/9/2007
Toluene	< 0.50	0.50	ug/L	EPA 8260B	8/9/2007	Benzene	< 0.50	0.50	ug/L	EPA 8260B	8/13/2007
Ethylbenzene	< 0.50	0.50	ug/L	EPA 8260B	8/9/2007	Toluene	< 0.50	0.50	ug/L	EPA 8260B	8/13/2007
Methyl-t-butyl ether (MTBE)	< 0.50	0.50	ug/L	EPA 8260B	8/9/2007	Ethylbenzene	< 0.50	0.50	ug/L	EPA 8260B	8/13/2007
Diisopropyl ether (DIPE)	< 0.50	0.50	ug/L	EPA 8260B	8/9/2007	Total Xylenes	< 0.50	0.50	ug/L	EPA 8260B	8/13/2007
Ethyl-t-butyl ether (ETBE)	< 0.50	0.50	ug/L	EPA 8260B	8/9/2007	Methyl-t-butyl ether (MTBE)	< 0.50	0.50	ug/L	EPA 8260B	8/13/2007
Tert-amyl methyl ether (TAME)	< 0.50	0.50	ug/L	EPA 8260B	8/9/2007	Diisopropyl ether (DIPE)	< 0.50	0.50	ug/L	EPA 8260B	8/13/2007
Tert-Butanol	< 5.0	5.0	ug/L	EPA 8260B	8/9/2007	Ethyl-t-butyl ether (ETBE)	< 0.50	0.50	ug/L	EPA 8260B	8/13/2007
TPH as Gasoline	< 50	50	ug/L	EPA 8260B	8/9/2007	Tert-amyl methyl ether (TAME)	< 0.50	0.50	ug/L	EPA 8260B	8/13/2007
Toluene - d8 (Surr)	99.8		%	EPA 8260B	8/9/2007	Tert-Butanol	< 5.0	5.0	ug/L	EPA 8260B	8/13/2007
4-Bromofluorobenzene (Surr)	102		%	EPA 8260B	8/9/2007	TPH as Gasoline	< 50	50	ug/L	EPA 8260B	8/13/2007
Benzene	< 0.50	0.50	ug/L	EPA 8260B	8/9/2007	Toluene - d8 (Surr)	97.0		%	EPA 8260B	8/13/2007
Toluene	< 0.50	0.50	ug/L	EPA 8260B	8/9/2007	4-Bromofluorobenzene (Surr)	103		%	EPA 8260B	8/13/2007
Ethylbenzene	< 0.50	0.50	ug/L	EPA 8260B	8/9/2007	Benzene	< 0.50	0.50	ug/L	EPA 8260B	8/10/2007
Total Xylenes	< 0.50	0.50	ug/L	EPA 8260B	8/9/2007	Toluene	< 0.50	0.50	ug/L	EPA 8260B	8/10/2007
Methyl-t-butyl ether (MTBE)	< 0.50	0.50	ug/L	EPA 8260B	8/9/2007	Ethylbenzene	< 0.50	0.50	ug/L	EPA 8260B	8/10/2007
Diisopropyl ether (DIPE)	< 0.50	0.50	ug/L	EPA 8260B	8/9/2007	Total Xylenes	< 0.50	0.50	ug/L	EPA 8260B	8/10/2007
Ethyl-t-butyl ether (ETBE)	< 0.50	0.50	ug/L	EPA 8260B	8/9/2007	Methyl-t-butyl ether (MTBE)	< 0.50	0.50	ug/L	EPA 8260B	8/10/2007
Tert-amyl methyl ether (TAME)	< 0.50	0.50	ug/L	EPA 8260B	8/9/2007	Diisopropyl ether (DIPE)	< 0.50	0.50	ug/L	EPA 8260B	8/10/2007
Tert-Butanol	< 5.0	5.0	ug/L	EPA 8260B	8/9/2007	Ethyl-t-butyl ether (ETBE)	< 0.50	0.50	ug/L	EPA 8260B	8/10/2007
TPH as Gasoline	< 50	50	ug/L	EPA 8260B	8/9/2007	Tert-amyl methyl ether (TAME)	< 0.50	0.50	ug/L	EPA 8260B	8/10/2007
Toluene - d8 (Surr)	100		%	EPA 8260B	8/9/2007	Tert-Butanol	< 5.0	5.0	ug/L	EPA 8260B	8/10/2007
4-Bromofluorobenzene (Surr)	102		%	EPA 8260B	8/9/2007	TPH as Gasoline	< 50	50	ug/L	EPA 8260B	8/10/2007
						Toluene - d8 (Surr)	99.2		%	EPA 8260B	8/10/2007
						4-Bromofluorobenzene (Surr)	95.8		%	EPA 8260B	8/10/2007

Approved By:  Joel Kiff

KIFF ANALYTICAL, LLC

2795 2nd Street, Suite 300 Davis, CA 95618 530-297-4800

QC Report : Method Blank DataProject Name : **Albany Hill**Project Number : **3934**

Parameter	Measured Value	Method Reporting Limit	Units	Analysis Method	Date Analyzed
Toluene	< 0.50	0.50	ug/L	EPA 8260B	8/10/2007
Ethylbenzene	< 0.50	0.50	ug/L	EPA 8260B	8/10/2007
Total Xylenes	< 0.50	0.50	ug/L	EPA 8260B	8/10/2007
Methyl-t-butyl ether (MTBE)	< 0.50	0.50	ug/L	EPA 8260B	8/10/2007
Diisopropyl ether (DIPE)	< 0.50	0.50	ug/L	EPA 8260B	8/10/2007
Ethyl-t-butyl ether (ETBE)	< 0.50	0.50	ug/L	EPA 8260B	8/10/2007
Tert-amyl methyl ether (TAME)	< 0.50	0.50	ug/L	EPA 8260B	8/10/2007
Tert-Butanol	< 5.0	5.0	ug/L	EPA 8260B	8/10/2007
TPH as Gasoline	< 50	50	ug/L	EPA 8260B	8/10/2007
Toluene - d8 (Surr)	103		%	EPA 8260B	8/10/2007
4-Bromofluorobenzene (Surr)	93.3		%	EPA 8260B	8/10/2007
Benzene	< 0.50	0.50	ug/L	EPA 8260B	8/9/2007
Toluene	< 0.50	0.50	ug/L	EPA 8260B	8/9/2007
Ethylbenzene	< 0.50	0.50	ug/L	EPA 8260B	8/9/2007
Total Xylenes	< 0.50	0.50	ug/L	EPA 8260B	8/9/2007
Methyl-t-butyl ether (MTBE)	< 0.50	0.50	ug/L	EPA 8260B	8/9/2007
Diisopropyl ether (DIPE)	< 0.50	0.50	ug/L	EPA 8260B	8/9/2007
Ethyl-t-butyl ether (ETBE)	< 0.50	0.50	ug/L	EPA 8260B	8/9/2007
Tert-amyl methyl ether (TAME)	< 0.50	0.50	ug/L	EPA 8260B	8/9/2007
Tert-Butanol	< 5.0	5.0	ug/L	EPA 8260B	8/9/2007
TPH as Gasoline	< 50	50	ug/L	EPA 8260B	8/9/2007
Toluene - d8 (Surr)	99.1		%	EPA 8260B	8/9/2007
4-Bromofluorobenzene (Surr)	96.0		%	EPA 8260B	8/9/2007

Parameter	Measured Value	Method Reporting Limit	Units	Analysis Method	Date Analyzed
Benzene	< 0.50	0.50	ug/L	EPA 8260B	8/9/2007
Toluene	< 0.50	0.50	ug/L	EPA 8260B	8/9/2007
Ethylbenzene	< 0.50	0.50	ug/L	EPA 8260B	8/9/2007
Total Xylenes	< 0.50	0.50	ug/L	EPA 8260B	8/9/2007
Methyl-t-butyl ether (MTBE)	< 0.50	0.50	ug/L	EPA 8260B	8/9/2007
Diisopropyl ether (DIPE)	< 0.50	0.50	ug/L	EPA 8260B	8/9/2007
Ethyl-t-butyl ether (ETBE)	< 0.50	0.50	ug/L	EPA 8260B	8/9/2007
Tert-amyl methyl ether (TAME)	< 0.50	0.50	ug/L	EPA 8260B	8/9/2007
Tert-Butanol	< 5.0	5.0	ug/L	EPA 8260B	8/9/2007
TPH as Gasoline	< 50	50	ug/L	EPA 8260B	8/9/2007
Toluene - d8 (Surr)	98.9		%	EPA 8260B	8/9/2007
4-Bromofluorobenzene (Surr)	96.1		%	EPA 8260B	8/9/2007
Benzene	< 0.50	0.50	ug/L	EPA 8260B	8/10/2007
Toluene	< 0.50	0.50	ug/L	EPA 8260B	8/10/2007
Total Xylenes	< 0.50	0.50	ug/L	EPA 8260B	8/10/2007
Methyl-t-butyl ether (MTBE)	< 0.50	0.50	ug/L	EPA 8260B	8/10/2007
Diisopropyl ether (DIPE)	< 0.50	0.50	ug/L	EPA 8260B	8/10/2007
Ethyl-t-butyl ether (ETBE)	< 0.50	0.50	ug/L	EPA 8260B	8/10/2007
Tert-amyl methyl ether (TAME)	< 0.50	0.50	ug/L	EPA 8260B	8/10/2007
Tert-Butanol	< 5.0	5.0	ug/L	EPA 8260B	8/10/2007
Toluene - d8 (Surr)	98.8		%	EPA 8260B	8/10/2007
4-Bromofluorobenzene (Surr)	98.3		%	EPA 8260B	8/10/2007

Approved By:  Joel Kiff


KIFF ANALYTICAL, LLC

2795 2nd Street, Suite 300 Davis, CA 95618 530-297-4800

QC Report : Matrix Spike/ Matrix Spike Duplicate

Project Name : **Albany Hill**Project Number : **3934**

Parameter	Spiked Sample	Sample Value	Spike Level	Spike Dup. Level	Spiked Sample Value	Duplicate Spiked Sample Value	Units	Analysis Method	Date Analyzed	Spiked Sample Percent Recov.	Duplicate Spiked Sample Percent Recov.	Relative Percent Diff.	Spiked Sample Percent Recov. Limit	Relative Percent Diff. Limit
TPH-D (Si Gel)	Blank	<50	1000	1000	748	753	ug/L	M EPA 8015	8/10/07	74.8	75.3	0.559	70-130	25
Benzene	57887-02	<0.50	40.0	40.2	38.7	38.5	ug/L	EPA 8260B	8/9/07	96.8	95.8	1.07	70-130	25
Toluene	57887-02	<0.50	40.0	40.2	38.4	38.5	ug/L	EPA 8260B	8/9/07	96.0	95.9	0.0552	70-130	25
Tert-Butanol	57887-02	<5.0	200	201	193	200	ug/L	EPA 8260B	8/9/07	96.4	99.8	3.45	70-130	25
Methyl-t-Butyl Ether	57887-02	1.5	40.0	40.2	37.6	37.7	ug/L	EPA 8260B	8/9/07	90.1	90.1	0.0521	70-130	25
Benzene	57899-01	6.3	39.8	39.9	47.7	47.6	ug/L	EPA 8260B	8/10/07	104	103	0.546	70-130	25
Toluene	57899-01	<0.50	39.8	39.9	41.1	41.3	ug/L	EPA 8260B	8/10/07	103	104	0.392	70-130	25
Tert-Butanol	57899-01	27	199	200	229	230	ug/L	EPA 8260B	8/10/07	101	102	0.412	70-130	25
Methyl-t-Butyl Ether	57899-01	150	39.8	39.9	186	182	ug/L	EPA 8260B	8/10/07	94.4	84.1	11.6	70-130	25
Benzene	57940-01	<0.50	39.9	39.9	41.0	41.2	ug/L	EPA 8260B	8/11/07	103	103	0.469	70-130	25
Toluene	57940-01	<0.50	39.9	39.9	40.3	40.2	ug/L	EPA 8260B	8/11/07	101	101	0.189	70-130	25
Tert-Butanol	57940-01	<5.0	200	200	202	208	ug/L	EPA 8260B	8/11/07	101	104	2.82	70-130	25
Methyl-t-Butyl Ether	57940-01	<0.50	39.9	39.9	40.2	39.5	ug/L	EPA 8260B	8/11/07	101	98.9	1.90	70-130	25
Benzene	57887-06	0.95	40.0	40.0	36.0	35.0	ug/L	EPA 8260B	8/9/07	87.7	85.1	3.00	70-130	25
Toluene	57887-06	<0.50	40.0	40.0	32.6	31.7	ug/L	EPA 8260B	8/9/07	81.5	79.3	2.79	70-130	25
Tert-Butanol	57887-06	610	200	200	838	752	ug/L	EPA 8260B	8/9/07	112	69.0	47.4	70-130	25
Methyl-t-Butyl Ether	57887-06	32	40.0	40.0	62.9	62.4	ug/L	EPA 8260B	8/9/07	78.5	77.2	1.66	70-130	25

Approved By:  Joel Kiff


KIFF ANALYTICAL, LLC

2795 2nd Street, Suite 300 Davis, CA 95618 530-297-4800

QC Report : Matrix Spike/ Matrix Spike Duplicate

Project Name : **Albany Hill**Project Number : **3934**

Parameter	Spiked Sample	Sample Value	Spike Level	Spike Dup. Level	Spiked Sample Value	Duplicate Spiked Sample Value	Units	Analysis Method	Date Analyzed	Spiked Sample Percent Recov.	Duplicate Spiked Sample Percent Recov.	Relative Percent Diff.	Spiked Sample Percent Recov. Limit	Relative Percent Diff. Limit
Benzene	57925-03	<0.50	40.0	40.0	40.3	39.1	ug/L	EPA 8260B	8/13/07	101	97.8	3.02	70-130	25
Toluene	57925-03	<0.50	40.0	40.0	39.3	38.0	ug/L	EPA 8260B	8/13/07	98.3	95.0	3.35	70-130	25
Tert-Butanol	57925-03	<5.0	200	200	200	208	ug/L	EPA 8260B	8/13/07	99.9	104	4.28	70-130	25
Methyl-t-Butyl Ether	57925-03	<0.50	40.0	40.0	38.7	39.7	ug/L	EPA 8260B	8/13/07	96.8	99.3	2.62	70-130	25
Benzene	57896-01	<0.50	40.0	40.0	32.0	30.6	ug/L	EPA 8260B	8/10/07	80.0	76.5	4.54	70-130	25
Toluene	57896-01	<0.50	40.0	40.0	33.0	31.7	ug/L	EPA 8260B	8/10/07	82.4	79.2	3.95	70-130	25
Tert-Butanol	57896-01	<5.0	200	200	180	178	ug/L	EPA 8260B	8/10/07	90.2	89.2	1.12	70-130	25
Methyl-t-Butyl Ether	57896-01	<0.50	40.0	40.0	31.2	30.7	ug/L	EPA 8260B	8/10/07	78.1	76.8	1.74	70-130	25
Benzene	57896-10	<0.50	40.0	40.0	31.6	30.3	ug/L	EPA 8260B	8/10/07	78.9	75.8	4.03	70-130	25
Toluene	57896-10	<0.50	40.0	40.0	31.3	30.5	ug/L	EPA 8260B	8/10/07	78.2	76.2	2.70	70-130	25
Tert-Butanol	57896-10	<5.0	200	200	177	168	ug/L	EPA 8260B	8/10/07	88.3	83.9	5.09	70-130	25
Methyl-t-Butyl Ether	57896-10	<0.50	40.0	40.0	28.5	28.3	ug/L	EPA 8260B	8/10/07	71.2	70.7	0.749	70-130	25
Benzene	57885-07	390	40.0	40.0	417	413	ug/L	EPA 8260B	8/9/07	71.1	61.4	14.6	70-130	25
Toluene	57885-07	2.4	40.0	40.0	40.4	39.8	ug/L	EPA 8260B	8/9/07	94.9	93.5	1.48	70-130	25
Tert-Butanol	57885-07	19	200	200	214	214	ug/L	EPA 8260B	8/9/07	97.2	97.5	0.303	70-130	25
Methyl-t-Butyl Ether	57885-07	220	40.0	40.0	253	249	ug/L	EPA 8260B	8/9/07	87.1	76.0	13.6	70-130	25
Benzene	57887-05	<0.50	40.0	40.0	35.4	34.4	ug/L	EPA 8260B	8/9/07	88.4	86.0	2.78	70-130	25
Toluene	57887-05	<0.50	40.0	40.0	35.0	34.2	ug/L	EPA 8260B	8/9/07	87.6	85.5	2.35	70-130	25
Tert-Butanol	57887-05	<5.0	200	200	183	182	ug/L	EPA 8260B	8/9/07	91.7	91.1	0.707	70-130	25

Approved By:  Joel Kiff

KIFF ANALYTICAL, LLC

2795 2nd Street, Suite 300 Davis, CA 95618 530-297-4800

Report Number : 57885

Date : 8/14/2007

QC Report : Matrix Spike/ Matrix Spike Duplicate

Project Name : **Albany Hill**

Project Number : **3934**

Parameter	Spiked Sample	Sample Value	Spike Level	Spike Dup. Level	Spiked Sample Value	Duplicate Spiked Sample Value	Units	Analysis Method	Date Analyzed	Spiked Sample Percent Recov.	Duplicate Spiked Sample Percent Recov.	Relative Percent Diff.	Spiked Sample Percent Recov. Limit	Relative Percent Diff. Limit
Methyl-t-Butyl Ether	57887-05	1.0	40.0	40.0	33.8	33.6	ug/L	EPA 8260B	8/9/07	81.7	81.4	0.428	70-130	25
Benzene	57896-06	<0.50	40.0	40.0	41.1	40.5	ug/L	EPA 8260B	8/10/07	103	101	1.47	70-130	25
Toluene	57896-06	<0.50	40.0	40.0	40.8	40.0	ug/L	EPA 8260B	8/10/07	102	100	1.99	70-130	25
Tert-Butanol	57896-06	<5.0	200	200	204	206	ug/L	EPA 8260B	8/10/07	102	103	0.736	70-130	25
Methyl-t-Butyl Ether	57896-06	<0.50	40.0	40.0	39.5	39.0	ug/L	EPA 8260B	8/10/07	98.7	97.6	1.16	70-130	25

Approved By:  _____
Joel Kiff

KIFF ANALYTICAL, LLC

2795 2nd Street, Suite 300 Davis, CA 95618 530-297-4800

QC Report : Laboratory Control Sample (LCS)

Project Name : **Albany Hill**Project Number : **3934**

Parameter	Spike Level	Units	Analysis Method	Date Analyzed	LCS Percent Recov.	LCS Percent Recov. Limit
Benzene	40.0	ug/L	EPA 8260B	8/9/07	85.5	70-130
Toluene	40.0	ug/L	EPA 8260B	8/9/07	83.3	70-130
Tert-Butanol	200	ug/L	EPA 8260B	8/9/07	90.6	70-130
Methyl-t-Butyl Ether	40.0	ug/L	EPA 8260B	8/9/07	89.2	70-130
Benzene	40.0	ug/L	EPA 8260B	8/9/07	106	70-130
Toluene	40.0	ug/L	EPA 8260B	8/9/07	102	70-130
Tert-Butanol	200	ug/L	EPA 8260B	8/9/07	104	70-130
Methyl-t-Butyl Ether	40.0	ug/L	EPA 8260B	8/9/07	100	70-130
Benzene	40.0	ug/L	EPA 8260B	8/11/07	103	70-130
Toluene	40.0	ug/L	EPA 8260B	8/11/07	101	70-130
Tert-Butanol	200	ug/L	EPA 8260B	8/11/07	98.1	70-130
Methyl-t-Butyl Ether	40.0	ug/L	EPA 8260B	8/11/07	101	70-130
Benzene	40.0	ug/L	EPA 8260B	8/9/07	96.7	70-130
Toluene	40.0	ug/L	EPA 8260B	8/9/07	99.0	70-130
Tert-Butanol	200	ug/L	EPA 8260B	8/9/07	84.1	70-130
Methyl-t-Butyl Ether	40.0	ug/L	EPA 8260B	8/9/07	94.9	70-130
Benzene	40.0	ug/L	EPA 8260B	8/13/07	103	70-130

KIFF ANALYTICAL, LLC

2795 2nd Street, Suite 300 Davis, CA 95618 530-297-4800

Approved By:



 Joel Kiff

QC Report : Laboratory Control Sample (LCS)

Project Name : **Albany Hill**Project Number : **3934**

Parameter	Spike Level	Units	Analysis Method	Date Analyzed	LCS Percent Recov.	LCS Percent Recov. Limit
Toluene	40.0	ug/L	EPA 8260B	8/13/07	104	70-130
Tert-Butanol	200	ug/L	EPA 8260B	8/13/07	110	70-130
Methyl-t-Butyl Ether	40.0	ug/L	EPA 8260B	8/13/07	102	70-130
Benzene	40.0	ug/L	EPA 8260B	8/10/07	90.6	70-130
Toluene	40.0	ug/L	EPA 8260B	8/10/07	95.2	70-130
Tert-Butanol	200	ug/L	EPA 8260B	8/10/07	103	70-130
Methyl-t-Butyl Ether	40.0	ug/L	EPA 8260B	8/10/07	94.9	70-130
Benzene	40.0	ug/L	EPA 8260B	8/10/07	91.3	70-130
Toluene	40.0	ug/L	EPA 8260B	8/10/07	94.1	70-130
Tert-Butanol	200	ug/L	EPA 8260B	8/10/07	106	70-130
Methyl-t-Butyl Ether	40.0	ug/L	EPA 8260B	8/10/07	90.5	70-130
Benzene	40.0	ug/L	EPA 8260B	8/9/07	101	70-130
Toluene	40.0	ug/L	EPA 8260B	8/9/07	102	70-130
Tert-Butanol	200	ug/L	EPA 8260B	8/9/07	103	70-130
Methyl-t-Butyl Ether	40.0	ug/L	EPA 8260B	8/9/07	99.3	70-130
Benzene	40.0	ug/L	EPA 8260B	8/9/07	96.8	70-130
Toluene	40.0	ug/L	EPA 8260B	8/9/07	97.7	70-130
Tert-Butanol	200	ug/L	EPA 8260B	8/9/07	99.4	70-130

KIFF ANALYTICAL, LLC

2795 2nd Street, Suite 300 Davis, CA 95618 530-297-4800

Approved By:



 Joe Kiff

Report Number : 57885

Date : 8/14/2007

QC Report : Laboratory Control Sample (LCS)

Project Name : **Albany Hill**

Project Number : **3934**

Parameter	Spike Level	Units	Analysis Method	Date Analyzed	LCS Percent Recov.	LCS Percent Recov. Limit
Methyl-t-Butyl Ether	40.0	ug/L	EPA 8260B	8/9/07	93.2	70-130
Benzene	40.0	ug/L	EPA 8260B	8/10/07	102	70-130
Toluene	40.0	ug/L	EPA 8260B	8/10/07	104	70-130
Tert-Butanol	200	ug/L	EPA 8260B	8/10/07	104	70-130
Methyl-t-Butyl Ether	40.0	ug/L	EPA 8260B	8/10/07	102	70-130

KIFF ANALYTICAL, LLC

2795 2nd Street, Suite 300 Davis, CA 95618 530-297-4800

Approved By:

Joe Kiff



57885

Aqua Science Engineers, Inc.
208 W. El Pintado Road
Danville, CA 94526
(925) 820-9391
FAX (925) 837-4853

Chain of Custody

SAMPLER (SIGNATURE) M. R PROJECT NAME Albany Hill PAGE 1 OF 1
 ADDRESS 800 San Pablo, Albany, Cal JOB NO. 3934

ANALYSIS REQUEST

SPECIAL INSTRUCTIONS

SAMPLE RECEIPT
 Temp °C 0.8 Therm. ID# 125
 Initial JS Date 080807
 Time 1531 Coolant present: Yes / No

SAMPLE ID.	DATE	TIME	MATRIX	QUANTITY	TPH-GAS / MTBE & BTEX (EPA 5050/8015-8020)	TPH-DIESEL / silica gel (EPA 3510/8015) cleanup	TPH-DIESEL & MOTOR OIL (EPA 3510/8015)	VOLATILE ORGANICS (EPA 624/824+01/8260)	SEMI-VOLATILE ORGANICS (EPA 625/8270)	OIL & GREASE (EPA 5520)	LEAD METALS (5) (EPA 6010+7000)	Cadmium METALS (EPA 6010+7000)	PCBs & PESTICIDES (EPA 608/8080)	ORGANOPHOSPHORUS PESTICIDES (EPA 8140 EPA 608/8080)	FUEL OXYGENATES (5) (EPA 8260) BTEX/TAP	Pb (TOTAL or DISSOLVED) (EPA 6010)	FURFURABLE HALOGENS (EPA 601/8010)	MULTI-RANGE HYDROCARBONS	SILICA-GEL CLEANUP	HOLD	EDF	
MW-1	8-3-07		W	4		X										X						X
MW-2						X										X						X
MW-3						X										X						X
MW-4						X										X						X
MW-5R						X										X						X
MW-6						X										X						X
MW-7						X										X						X
MW-8						X										X						X
MW-9						X										X						X
MW-10						X										X						X

RELINQUISHED BY: <u>M. R</u> (signature) (time)	RECEIVED BY: <u>[Signature]</u> (signature) (time)	RELINQUISHED BY: <u>[Signature]</u> (signature) (time)	RECEIVED BY LABORATORY: <u>[Signature]</u> 1307 (signature) (time)	COMMENTS: <u>HL = VOA's</u> TURN AROUND TIME STANDARD 24hr 48hr 72hr OTHER:
M. Rauser 8-3-07 (printed name) (date)	<u>[Signature]</u> (printed name) (date)	<u>[Signature]</u> (printed name) (date)	Jan Tooke 080807 (printed name) (date)	
Company: ASE, INC.	Company:	Company:	Company: <u>Kiff Analytical</u>	