



KAMUR INDUSTRIES, INC.

2351 Shoreline Dr., Alameda, CA 94501-6228
(510) 523-7866 · Fax (510) 523-3172

RECEIVED

1:05 pm, Oct 11, 2007

Alameda County
Environmental Health

October 3, 2007

Jerry Wickham
Hazardous Material Specialist
Alameda County Environmental Health
1131 Harbor Bay Parkway - Suite 250
Alameda, CA 94502-6577

Subject: Well Installation and Third Quarter 2007 Sampling Report
400 San Pablo Avenue
Albany, CA

Dear Jerry:

Enclosed is a Report showing the results of the third quarter sampling of the monitoring wells and water samples from the El Cerrito Creek prepared by Enviro Soil Tech Consultant and submitted for analysis to a State certified laboratory. Included in the report is the sampling from the new monitoring well STMW-6.

I declare, under penalty of perjury, that the information and/or recommendations contained in this report are true and correct to the best of my knowledge.

Sincerely,

Murray T Stevens, CEO
Kamur Industries Inc.

**WELL INSTALLATION AND THIRD QUARTER
OF 2007 GROUNDWATER MONITORING
AND SAMPLING AT THE PROPERTY
LOCATED AT 400 SAN PABLO AVENUE
ALBANY, CALIFORNIA
SEPTEMBER 27, 2007**

**PREPARED FOR:
MR. MURRAY STEVENS
KAMUR INDUSTRIES, INC.
2351 SHORELINE DRIVE
ALAMEDA, CALIFORNIA 94501**

**BY:
ENVIRO SOIL TECH CONSULTANTS
131 TULLY ROAD
SAN JOSE, CALIFORNIA 95111**

ENVIRO SOIL TECH CONSULTANTS

LIST OF TABLES

- TABLE 1** ... Groundwater Monitoring Data and Analytical Results
- TABLE 2** ... Recent Groundwater Monitoring Data and Analytical Results
- TABLE 3** ... Recent Groundwater Analytical Results
- TABLE 4** ... Surface Water Samples from El Cerrito Creek Analytical Results
- TABLE 5** ... Summary of Monitoring Wells Data
- TABLE 6** ... Summary of Soil Samples Analytical Results

LIST OF FIGURES

- FIGURE 1** ... Site Vicinity Map Showing 400 San Pablo Avenue, Albany, California
- FIGURE 2** ... Site Map Showing Location of Building, CPT Boreholes, Geoprobe Boreholes, Existing Monitoring Wells and Newly Installed Monitoring Well
- FIGURE 3** ... Site Plan Showing Groundwater Flow Direction
- FIGURE 4** ... TPHg Concentration Contour Map
- FIGURE 5** ... Benzene Concentration Contour Map
- FIGURE 6** ... Total Chlorinated Hydrocarbons Concentration Contour Map

LIST OF APPENDICES

APPENDIX "A" ... Tables 1, 2, 3, 4, 5 and 6

APPENDIX "B" ... Figures 1, 2, 3, 4, 5 and 6

APPENDIX "C" ... Standard Operation Procedures

APPENDIX "D" ... Boring Logs

APPENDIX "E" ... Hydrographs

APPENDIX "F" ... Laboratory Reports and Chain-of-Custody Records

APPENDIX "G" ... Well Permit

APPENDIX "H" ... Well Completion Report

APPENDIX "I" ... Field Notes Data

TABLE OF CONTENTS

Page Number

Letter of Transmittal	1-2
Purpose	3
Site Description	3
Background	3-4
Scope of Work	5
Drilling Procedures	5-6
Monitoring Procedures	6
Results	
<i>Soil Analytical Results</i>	6-7
<i>Depth to Groundwater and Groundwater Flow Direction</i>	7
<i>Water Analytical Results</i>	7-9
El Cerrito Creek Samples	9
Summary and Conclusions	9-10
Limitations	10-11

TABLE OF CONTENTS CONT'D

Page Number

APPENDIX "A"

Table 1 - Groundwater Monitoring Wells Data and Analytical Results	T4-T19
Table 2 - Recent Groundwater Monitoring Data and Analytical Results	T20-T21
Table 3 - Recent Groundwater Analytical Results	T22
Table 4 - Surface Water Samples from El Cerrito Creek Analytical Results	T23-T27
Table 5 - Summary of Monitoring Wells Data	T28
Table 6 - Summary of Soil Samples Analytical Results	T29

APPENDIX "B"

Figure 1 - Vicinity Map	M1
Figure 2 - Site Map	M2
Figure 3 - Groundwater Elevation Contour Map	M3
Figure 4 - TPHg Concentration Contour Map	M4
Figure 5 - Benzene Concentration Contour Map	M5
Figure 6 - Total Chlorinated Hydrocarbons Concentration Contour map	M6

APPENDIX "C"

Boring Logs

TABLE OF CONTENTS CONT'D

Page Number

APPENDIX "D"

Drilling and Soil Sampling Procedure	SOP1-SOP2
Monitoring Well Installation	SOP3-SOP4
Well Development	SOP5
Groundwater Sampling	SOP6

APPENDIX "E"

Hydrographs

APPENDIX "F"

Entech Analytical Labs Reports and Chain-of-Custody Records

APPENDIX "G"

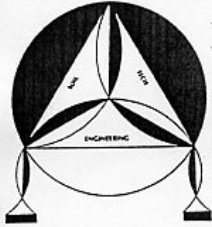
Well Permits

APPENDIX "H"

Well Completion Report

APPENDIX "I"

Field Notes Data



ENVIRO SOIL TECH CONSULTANTS

Environmental & Geotechnical Consultants
131 TULLY ROAD, SAN JOSE, CALIFORNIA 95111
Tel: (408) 297-1500 Fax: (408) 292-2116

September 27, 2007

File No. 8-90-421-SI

Mr. Murray Stevens
Kamur Industries, Inc.
2351 Shoreline Drive
Alameda, California 94501

**SUBJECT: WELL INSTALLATION AND THIRD QUARTER OF
2007 GROUNDWATER MONITORING REPORT
AT THE PROPERTY**

Located at 400 San Pablo Avenue, in
Albany, California

Dear Mr. Stevens:

This report presents results of work performed during the third quarter of 2007. Groundwater monitoring well STMW-6 was installed, and all wells were monitored and sampled on August 16, 2007. The samples were submitted for analysis at a State-certified laboratory. Four water samples from El Cerrito Creek were also collected.

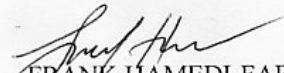
A copy of this report must be forwarded to Alameda County Health Care Services Agency (ACHCSA) for their comments and recommendations.


File No. 8-90-421-SI

If you have any questions or require additional information, please feel free to contact our office at (408) 297-1500 or via email at info@envirosoiltech.com.

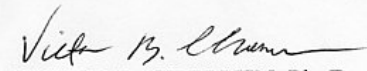
Sincerely,

ENVIRO SOIL TECH CONSULTANTS


FRANK HAMEDI-FARD
GENERAL MANAGER


LAWRENCE KOO,
C. E. #34928




VICTOR B. CHERVEN, Ph. D.
PROFESSIONAL GEOLOGIST #3475

ENVIRO SOIL TECH CONSULTANTS

PURPOSE:

The purpose of installing an additional monitoring well was to determine whether petroleum hydrocarbons have migrated to the southwest and reached the western boundary of the property.

SITE DESCRIPTION:

The site is located at 400 San Pablo Avenue, in Albany, California, approximately one mile east of San Francisco Bay (Figure 1). The site is bordered by El Cerrito Creek to the north, San Pablo Avenue to the east and Adams Street to the west. The surrounding area is occupied by primarily light commercial and residential buildings and the California School for the Blind (Figure 2).

BACKGROUND:

The site was vacant until the late 1950's when Plaza Car Wash and the adjacent Norge Dry Cleaners building were constructed. Three underground tanks for gasoline storage were installed in the northern part of the car wash property in 1970, and Plaza Car Wash began dispensing gasoline from a dispenser island located to the north of the car wash building (Figure 2).

Investigation at this site was prompted by an emergency response action in El Cerrito Creek on July 3, 1989. A small plume of immiscible liquid hydrocarbons was observed floating on the water surface just north of the dry cleaners property. The Albany Fire Department responded and installed absorbent materials and a containment boom around the plume. Subsequent inspection indicated that the hydrocarbon plume was entering the creek through a storm drain that discharges into the creek behind (northwest of) the dry cleaners. Investigation was then undertaken to discover the source of the plume.

The discovery and interim remediation of petroleum contamination in El Cerrito Creek was followed by several years of subsurface investigation and surface-water sampling by Enviro Soil Tech Consultants (ESTC) and others working on behalf of Kamur Industries. Norge Dry Cleaners conducted no investigation of its own, but contamination beneath that property was investigated as part of the work being performed by Kamur Industries. Between 1989 and 2004, the underground gasoline storage tanks at the car wash were removed, gasoline-contaminated soil was excavated and disposed of, soil-vapor probes were installed and sampled, and soil borings and monitoring wells were drilled and sampled.

The extensive investigation performed on behalf of Kamur Industries produced a voluminous amount of data on groundwater flow patterns and soil and water contamination, and in August 2003, the ACEHSA requested Kamur Industries to submit a report summarizing the entire investigation. The purpose of the report was to enable ACEHSA to evaluate the status of the case and determine whether additional studies are needed to move the site toward case closure. Enviro Soil Tech Consultants submitted a report titled *Historical Events Report for Plaza Car Wash* in 2004 and revised it in May 2005. That report focused primarily on the tasks that had been performed and the procedures that were used, and ACEHSA subsequently requested a more comprehensive analysis of the site's hydrogeology and contamination history. ESTC completed a companion report titled *Site Conceptual Model for the Properties Located at 398 and 400 San Pablo Avenue* in February 2005. Based on that analysis, ESTC recommended drilling a few additional borings to complete the site assessment. That drilling was performed in late October and early November 2006. This report completes the work that was recommended and approved by ACEHSA.

SCOPE OF WORK

- Obtain a well drilling permit.
- Mobilize a drilling rig and crew to the site to drill and sample STMW-6.
- Measure the depth to groundwater in wells MW-2, MW-3, and STMW-1 through STMW-5, and check for hydrocarbon sheen or floating product.
- Purge the wells of standing water.
- Collect water samples from each well.
- Survey the casing elevation of the new well.
- Collect water samples from El Cerrito Creek.
- Submit samples to a state-certified analytical laboratory for the following analyses: TPHg, BTEX, gasoline oxygenates, chlorinated hydrocarbons, and bacteria.
- Review the results and prepare a report.

DRILLING PROCEDURES

Vironex, Inc. mobilized a direct-push drilling rig to the site on August 8 to drill and install monitoring well STMW-6 (Figure 2). The boring was continuously sampled in polyethylene liners, and the samples were examined and logged by ESTC's field engineer. The boring was drilled to a depth of 15 feet, and was completed as a monitoring well with 10 feet of screened casing (Table 1). The boring log is included in Appendix "D".

After the well was completed and allowed to stabilize, the surface casing elevation was surveyed and the well was added to the regular quarterly monitoring program.

MONITORING PROCEDURES

ESTC staff monitored the wells on August 16. After the wells were opened, staff measured the depth to groundwater and then used a translucent plastic bailer to monitor each well for the presence of floating product and/or any distinctive odor. The wells were then purged of at least three well volumes of water and the purged water was stored in a large storage tank on site.

After purging, water samples were collected in a disposal bailer and transferred to 40-ml sample vials and stored in a cooled ice chest for later transmittal to the analytical laboratory.

Sampling equipment was decontaminated before and after sampling each well using Tri-sodium Phosphate (TSP) and water wash, followed by a double rinsing. Stringent chain-of-custody procedures were maintained during sample acquisition, storage and transport. The sampling was conducted in accordance with ESTC's Standard Operation Procedure (SOP) (Appendix "C") and ACHCSA's guidelines.

RESULTS

Soil Analytical Results

Three soil samples from STMW-6 were analyzed for gasoline constituents and halogenated hydrocarbons (Table 6). Total Petroleum Hydrocarbons (TPHg), Benzene,

Toluene, Ethylbenzene, and Total Xylenes were probably present in all three samples, although the detection limit for some analytes in STMW-6-5 was elevated above the standard and neither Toluene nor Ethylbenzene were detected with certainty. The concentrations were highest at a depth of 10 feet, corresponding to the soil-water interface. The concentration of all analytes was lowest at 15 feet, and even MTBE was reported at this depth (0.014 mg/Kg). Because the boring is several tens of feet away from known sources of gasoline, it is likely that the soil was impacted when contaminated groundwater flowed westward from the UST/dispenser area.

Depth to Groundwater and Groundwater Flow Direction

The depth to groundwater ranged between about 8 feet in STMW-4 (near El Cerrito Creek) to 11.6 feet in STMW-6 (Table 2). This confirms previous interpretations that the water table slopes away from El Cerrito Creek toward the western boundary of the site. Monitoring well STMW-6 is now the most downgradient well. At present, groundwater is approximately 2 feet deeper than in June.

Groundwater elevations are contoured in Figure 3. The water table sloped to the south and southwest, generally toward San Francisco Bay. The hydraulic gradient was 0.008 ft/ft, which is slightly steeper than in the previous quarter. This is due to the fact that the water level near El Cerrito Creek did not drop as much as it did farther from the creek.

Water Analytical Results

The water samples were submitted to Entech Analytical Labs in Santa Clara, California to be analyzed for TPHg and BTEX by EPA method 8015 and for MTBE and

other gasoline oxygenates and volatile organic compounds by EPA method 8260B. Samples from MW-2, MW-3, and STMW-5 were also analyzed for Coliform and E. coli bacteria, as well as for Trihalomethanes and total chlorine. The results are summarized in Tables 2 and 3. The laboratory analytical report is included in Appendix "F". Previous analytical results are in Table 1.

Tetrachloroethene (PCE) and Trichloroethane (TCE) were detected in MW-3, but concentrations continue to decline and are now about where they were in December 2006. Other halocarbons, however (1,2-DCA and Vinyl Chloride) increased to levels that have not been seen in a year or more. The TPHg concentration also increased, perhaps as a result of these additional halocarbons. Chloroform is the only compound that was detected in MW-2, while PCE remains present slightly above the detection limit in STMW-5. Coliform bacteria were also present in all three of these wells (Table 3).

Gasoline and BTEX compounds were again detected in STMW-1 and STMW-2, but concentrations were lower than in the previous two quarters, especially in STMW-1 (Table 1). We noted in our report for the second quarter of 2007 that the rise in gasoline concentrations in these wells in June might be due to the "back and forth" groundwater flow pattern that has resulted from seasonal rise and fall of the water table and the water level in El Cerrito Creek. This appears to be the case, as the concentrations have now fallen back to much lower levels.

The detection of gasoline in STMW-6 implies that the plume extends southward at least as far as the car wash office and car wash building, as shown in Figures 4 and 5. The 50 ppb TPHg contour may extend westward beyond the site boundary, but no borings have been drilled west of the site in that area to confirm this.

Figure 6 illustrates the extent of chlorinated hydrocarbons such as PCE and vinyl chloride. These compounds total about 50% of the TPHg concentration in MW-3, which is well most affected by chlorinated solvents.

EL CERRITO CREEK SAMPLES

As requested by ACESHA, water samples were collected from El Cerrito Creek. Samples were collected 20 feet upstream of the storm drain outlet, at the outlet, at the confluence of the outlet flow and the streamflow, and 50 feet downstream from the outlet. The samples were analyzed for all of the same compounds as the groundwater samples, and no hydrocarbons were detected (Table 4). This is the fourth consecutive quarter in which all samples have been free of hydrocarbons; therefore, we request to stop sampling of El Cerrito Creek.

SUMMARY AND CONCLUSIONS

First-, second-, and third-quarter 2007 data indicate that groundwater still flows away from El Cerrito Creek, which implies that the creek is currently not a potential receptor of hydrocarbons from the site. The water table dropped by approximately 2 feet between the first and second quarters and has now dropped another 2 feet in the third quarter.

Gasoline concentrations continue to fluctuate up and down from quarter to quarter in the central portion of the site area, and solvent concentrations have shown a similar pattern in wells near the Norge Dry Cleaners building. There is no consistent relationship between the depth to groundwater and concentration. For example, in May 2006 the depth to groundwater in MW-3 was 7.64 feet and the PCE concentration was 2500 ppb,

whereas in May of 2007 the depth was the same (7.66 feet) but the PCE concentration was only 450 ppb. Table 1 shows similar inconsistencies in STMW-1. Hence, it does not appear that there is a persistent trend in the magnitude of contamination or direction of contaminant migration. It is more likely that the plume is relatively stable but “sloshes” back and forth periodically as the water depth rises and falls.

LIMITATIONS

This report and the associated work have been provided in accordance with the general principles and practices currently employed in the environmental consulting profession. The contents of this report reflect the conditions of the site at this particular time. The findings of this report are based on:

- 1) The observations of field personnel.
- 2) The results of laboratory analyses performed by a state-certified laboratory.

It is possible that variations in the soil and groundwater could exist beyond the points explored in this investigation. Also, changes in groundwater conditions of a property can occur with the passage of time due to variations in rainfall, temperature, regional water usage and other natural processes or the works of man on this property or adjacent properties.

This report is issued with the understanding that it is the responsibility of the owner or his/her representative to ensure that the information and recommendations contained herein are called to the attention of the Local Environmental Agency.

The services that ESTC provided have been in accordance with generally accepted environmental professional practices for the nature and conditions of the work completed in the same or similar localities, at the time the work was performed. This report is not meant to represent a legal opinion. No other warranty, express or implied is made.

A P P E N D I X "A"

TABLES

TABLE 1
GROUNDWATER MONITORING DATA (feet)
AND ANALYTICAL RESULTS (µg/L)

Date	Well No./ Elevation	Depth of Well	Depth to Perf.	Depth to Water	GW Elev.	Well Observation	TPHg	B	T	E	X	MTBE	PCE	TBA	TCE	Other VOCs by EPA 8260B
3/11/91a	STMW-1 (100.62)	14	4-14	5.29*	95.33	No sheen or odor	850	100	7	ND <05	150	NA	NA	NA	NA	Not Analyzed
7/03/91a				5.10*	95.52	No sheen Mild petroleum odor	5100	1800	500	95	560	NA	NA	NA	NA	Not Analyzed
11/04/91b				5.83*	94.79	No sheen Mild petroleum odor	2055	760	54	ND <5	56	NA	NA	NA	NA	Not Analyzed
1/20/92c				5.79*	94.83	Light sheen Mild petroleum odor	4600	590	36	ND <0.5	190	NA	NA	NA	NA	Not Analyzed
5/07/92d				5.80*	94.82	No sheen Mild petroleum odor	4400	66	53	4	460	NA	NA	NA	NA	Not Analyzed
8/17/92e				5.77*	94.85	No sheen Mild petroleum odor	2700	31	18	19	67	NA	NA	NA	NA	Not Analyzed
12/10/92e				6.61*	94.01	Light sheen Mild petroleum odor	35000	54	79	83	220	NA	NA	NA	NA	Not Analyzed
3/18/93e				6.68*	93.94	L. rainbow sheen Mild petroleum odor	19000	49	52	55	180	NA	NA	NA	NA	Not Analyzed
7/13/93e				7.13*	93.49	NMFP Strong petro. odor	17000	34	43	48	170	NA	NA	NA	NA	Not Analyzed
10/11/93f				7.26*	93.36	NMFP Strong petro. odor	51000	2100	2400	530	2600	NA	NA	NA	NA	Not Analyzed
1/07/94f				7.15*	93.47	NMFP Strong petro. odor	29000	1500	1600	450	2500	NA	NA	NA	NA	Not Analyzed
4/16/94f				7.10*	93.52	NMFP Strong petro. odor	20000	1100	560	3300	1600	NA	NA	NA	NA	Not Analyzed
8/03/94g				5.70*	94.92	NMFP Strong petro. odor	43000	1000	1700	640	4700	NA	NA	NA	NA	Not Analyzed
11/08/94g				6.47*	94.15	Brown NMFP Strong petro. odor	92000	9000	12000	1600	9100	NA	NA	NA	NA	Not Analyzed
2/16/95e				6.96*	93.66	Rainbow sheen/NMFP Strong petroleum odor	150000	850	540	400	1200	NA	NA	NA	NA	Not Analyzed
5/19/95e				6.84*	93.78	Brown NMFP Strong petroleum odor	59000	400	330	170	610	NA	NA	NA	NA	Not Analyzed
8/18/95e	(96.81) Resurvey			4.64*	92.17	Brown NMFP Strong petroleum odor	300000	880	780	540	1700	NA	NA	NA	NA	Not Analyzed
11/30/95e				7.34*	89.47	Thick brown sheen spots Mild petroleum odor	67000	800	910	390	1500	NA	NA	NA	NA	Not Analyzed

TABLE 1 CONT'D
GROUNDWATER MONITORING DATA (feet)
AND ANALYTICAL RESULTS (µg/L)

Date	Well No./ Elevation	Depth of Well	Depth to Perf.	Depth to Water	GW Elev.	Well Observation	TPHg	B	T	E	X	MTBE	PCE	TBA	TCE	Other VOCs by EPA 8260B
2/29/96e	STMW-1 (96.81)	14	4-14	7.83*	88.98	NMFP Strong petroleum odor	71000	120	95	18	260	NA	ND <0.5	NA	ND <0.5	None Detected<0.5
6/07/96e				7.10*	89.71	NMFP Strong petroleum odor	140000	480	490	420	120	NA	ND <0.5	NA	ND <0.5	None Detected <0.5
11/14/96e				7.29*	89.52	Brown NMFP Mild petroleum odor	140000	480	490	420	1200	ND <0.5	NA	NA	NA	Not Analyzed
2/12/97e				6.96*	89.85	Rainbow sheen spots Strong petroleum odor	42000	210	190	60	190	ND <0.5	NA	NA	NA	Not Analyzed
5/15/97e				7.33*	89.48	Brown sheen spots Mild petroleum odor	15000	83	27	45	130	NA	NA	NA	NA	Not Analyzed
8/27/97e				7.46*	89.35	NMFP Strong petroleum odor	82000	110	52	66	400	ND <0.5	NA	NA	NA	Not Analyzed
12/24/97e				6.94*	89.87	Rainbow sheen Strong petroleum odor	3700	43	18	9.1	25	ND <0.5	NA	NA	NA	Not Analyzed
3/24/98e				6.36*	90.45	Rainbow sheen Strong petroleum odor	10000	65	68	9	120	ND <0.5	NA	NA	NA	Not Analyzed
6/25/98e				6.94*	89.87	Rainbow sheen Strong petroleum odor	570	1.9	0.6	1.3	7.1	ND <0.5	NA	NA	NA	Not Analyzed
10/12/98e				7.18*	89.63	Rainbow sheen Strong petroleum odor	1000	2.4	2.1	3.2	6.9	ND <0.5	NA	NA	NA	Not Analyzed
1/12/99e				6.68*	90.13	Rainbow sheen Strong petroleum odor	6400	39	21	32	83	ND <0.5	ND <0.5	NA	ND <0.5	None Detected<0.5
4/12/99e1				7.16*	89.65	Rainbow sheen Strong petroleum odor	2800	23	19	29	54	ND <0.5	NA	NA	NA	Not Analyzed
8/28/03				NS	NS	NS	NS	NS	NS	NS	NS	NS	NS	NS	NS	Not Sampled
11/24/03 h				8.61*	88.20	Rainbow sheen Petroleum odor	180000	30000	47000	ND <5000	20000	ND <1000	ND <5000	ND< 10000	ND <5000	None Detected<5000
3/02/04h				8.58*	88.23	Rainbow sheen Petroleum odor	84000	4200	5300	1800	9100	ND <100	ND <2.5	ND <1000	ND <2.5	1,2,4-Trimethylbenzene 3200 1,3,5-Trimethylbenzene 860 Isopropylbenzene 100 Naphthalene 580

TABLE 1 CONT'D
GROUNDWATER MONITORING DATA (feet)
AND ANALYTICAL RESULTS (µg/L)

Date	Well No./ Elevation	Depth of Well	Depth to Perf.	Depth to Water	GW Elev.	Well Observation	TPHg	B	T	E	X	MTBE	PCE	TBA	TCE	Other VOCs by EPA 8260B
5.28/04h	STMW-1 (96.81)	14	4-14	8.71*	88.10	Rainbow sheen Strong petro. Odor	99000	20000	27000	4000	22000	ND <500	ND <250	ND <5000	ND <250	1,2,4-Trimethylbenzene 2500
8/25/04h				8.64*	88.17	Rainbow sheen Petroleum odor	100000	12000	18000	4000	22000	ND <400	ND <200	ND <4000	ND <200	1,2,4-Trimethylbenzene 4800
11/22/04h				8.48*	88.33	Rainbow sheen Petroleum odor	140000	12000	16000	4200	27000	ND <400	ND <200	ND <4000	ND <200	1,2,4-Trimethylbenzene 9000 1,3,5-Trimethylbenzene 2500
3/02/05h				8.52*	88.29	Rainbow sheen Petroleum odor	70000	9000	8700	2600	16000	ND <400	ND <200	ND <4000	ND <200	1,2,4-Trimethylbenzene 4100
5/23/05h				8.98*	87.83	Rainbow sheen Petroleum odor	140000	17000	19000	4700	27000	ND <400	ND <200	ND <4000	ND <200	1,2,4-Trimethylbenzene 5700 Methylene Chloride 3400n
8/22/05h				8.08*	88.73	Rainbow sheen Petroleum odor	92000	11000	8900	3200	19000	ND <250	ND <120	ND <2500	ND <125	1,2,4-Trimethylbenzene 4600 1,3,5-Trimethylbenzene 1300 Chloroform 140
11/22/05h				9.00*	87.81	Rainbow sheen Petroleum odor	87000	14000	9200	3600	23000	140	ND <50	ND <4000	ND <50	1,2,4-Trimethylbenzene 5200 1,3,5-Trimethylbenzene 1200 Isopropylbenzene 150 n-Propylbenzene 540 Naphthalene 850
2/25/06h				8.66*	88.15	Rainbow sheen Petroleum odor	92000	13000	9200	3500	24000	ND <400	ND <200	ND <4000	ND <200	1,2,4-Trimethylbenzene 4400
5/30/06h				8.72*	88.09	Rainbow sheen Petroleum odor	80000	14000	4500	2400	11000	ND <250	ND <120	ND <2500	ND <120	1,2,4-Trimethylbenzene 4500
8/24/06h				8.66*	88.15	Rainbow sheen Petroleum odor	45000	6400	1900	2000	9800	ND <100	ND <50	ND <1000	ND <50	1,2,4-Trimethylbenzene 2900 1,3,5-Trimethylbenzene 790
12/11/06h				8.22*	88.59	Rainbow sheen Petroleum odor	42000	7500	1200	2300	8900	ND <100	ND <50	ND <1000	ND <50	1,2,4-Trimethylbenzene 3400 1,3,5-Trimethylbenzene 870 Naphthalene 620
2/27/07h				8.14*	88.67	Rainbow sheen Petroleum odor	350000	17000	4200	4100	22000	ND <250	ND <120	ND <2500	ND <120	1,2,4-Trimethylbenzene 9000 1,3,5-Trimethylbenzene 2600
5/24/07h				8.84*	87.97	Rainbow sheen Petroleum odor	100000	15000	5300	2200	14000	ND <250	ND <120	ND <2500	ND <120	1,2,4-Trimethylbenzene 3200

TABLE 1 CONT'D
GROUNDWATER MONITORING DATA (feet)
AND ANALYTICAL RESULTS (µg/L)

Date	Well No./ Elevation	Depth of Well	Depth to Perf.	Depth to Water	GW Elev.	Well Observation	TPHg	B	T	E	X	MTBE	PCE	TBA	TCE	Other VOCs by EPA 8260B
8/16/07h	STMW-1 (21.94)● resurvey	14	4-14	10.98*	10.96	Rainbow sheen Petroleum odor	76000	4900	1400	1500	7700	ND <100	ND <50	ND <1000	ND <50	1,2,4-Trimethylbenzene 3400 1,3,5-Trimethylbenzene 870 Naphthalene 640
3/13/91a	STMW-2 (100.63)	14	4-14	5.25*	95.38	No sheen or odor	170	1	1.7	ND <0.5	28	NA	NA	NA	NA	Not Analyzed
7/06/91a				4.75*	95.88	No sheen Mild petroleum odor	1800	640	48	44	94	NA	NA	NA	NA	Not Analyzed
11/04/91b				5.92*	94.71	No sheen Mild petroleum odor	2143	1000	57	3	19	NA	NA	NA	NA	Not Analyzed
1/20/92c				5.88*	94.75	No sheen Mild petroleum odor	14000	120	0.6	0.6	80	NA	NA	NA	NA	Not Analyzed
5/07/92d				5.70*	94.93	No sheen Mild petroleum odor	1700	32	17	8.6	48	NA	NA	NA	NA	Not Analyzed
8/17/92e				5.71*	94.92	No sheen or odor	16000	180	220	210	620	NA	NA	NA	NA	Not Analyzed
12/10/92e				6.39*	94.24	Light rainbow sheen Mild petroleum odor	44000	84	96	120	350	NA	NA	NA	NA	Not Analyzed
3/18/93e				6.50*	94.13	Light rainbow sheen Mild petroleum odor	9200	22	31	40	110	NA	NA	NA	NA	Not Analyzed
7/13/93e				6.95*	93.10	No sheen Light sewerage odor	9300	18	24	26	89	NA	NA	NA	NA	Not Analyzed
10/11/93f				7.09*	93.54	NMFP Strong petroleum odor	62000	2800	3900	670	4400	NA	NA	NA	NA	Not Analyzed
1/07/94f				6.93*	93.70	Rainbow sheen Mild petroleum odor	22000	1100	1000	280	1800	NA	NA	NA	NA	Not Analyzed
4/06/94f				6.84*	93.79	NMFP Strong petroleum odor	6600	490	140	62	330	NA	NA	NA	NA	Not Analyzed
8/03/94g				7.10*	93.53	NMFP Mild petroleum odor	4000	250	52	55	240	NA	NA	NA	NA	Not Analyzed
11/08/94g				6.19*	94.44	Brown NMFP Strong petroleum odor	4000	250	52	55	240	NA	NA	NA	NA	Not Analyzed
2/16/95e				6.72*	93.91	Rainbow sheen/NMFP Strong petroleum odor	37000	230	88	92	320	Na	NA	NA	NA	Not Analyzed
5/19/95e				6.61*	94.02	Brown sheen spots Light petroleum odor	9300	40	16	22	68	Na	NA	NA	NA	Not Analyzed
8/18/95e	(96.79) Resurvey			7.09*	89.70	Brown NMFP Light petroleum odor	2210000	720	550	520	1400	Na	NA	NA	NA	Not Analyzed

TABLE 1 CONT'D
GROUNDWATER MONITORING DATA (feet)
AND ANALYTICAL RESULTS (µg/L)

Date	Well No./ Elevation	Depth of Well	Depth to Perf.	Depth to Water	GW Elev.	Well Observation	TPHg	B	T	E	X	MTBE	PCE	TBA	TCE	Other VOCs by EPA 8260B
11/30/95e	STMW-2 (96.79)	14	4-14	7.07*	89.72	Rainbow sheen spots Light petroleum odor	66000	660	510	370	1500	NA	NA	NA	NA	Not Analyzed
2/29/96e				7.57*	89.22	Rainbow sheen Light petroleum odor	33000	75	55	52	150	NA	ND <0.5	NA	ND <0.5	None Detected<0.5
6/07/96e				6.74*	90.05	Rainbow sheen Light petroleum odor	92000	250	75	180	470	NA	ND <0.5	NA	ND <0.5	None Detected<0.5
11/14/96e				6.96*	89.83	Rainbow sheen Light petroleum odor	39000	380	230	270	720	ND <0.5	NA	NA	NA	Not Analyzed
2/12/97e				6.71*	90.08	Rainbow sheen spots Mild petroleum odor	23000	110	28	48	140	ND <0.5	NA	NA	NA	Not Analyzed
5/15/97e				7.06*	89.73	L. rainbow sheen spots Very light petro. Odor	30000	320	48	94	200	NA	NA	NA	NA	Not Analyzed
8/27/97e				7.20*	89.59	No sheen Very light petro. Odor	19000	82	9.1	18	27	ND <0.5	NA	NA	NA	Not Analyzed
12/24/97e				6.72*	90.07	Rainbow sheen Strong petroleum odor	4100	77	8.9	15	34	ND <0.5	NA	NA	NA	Not Analyzed
3/24/98e1				6.10*	90.69	Rainbow sheen Strong petroleum odor	3300	31	4.2	1.6	26	ND <0.5	NA	NA	NA	Not Analyzed
6/25/98e1				5.52*	91.27	Rainbow sheen Light petroleum odor	2200	20	5.4	12	21	ND <0.5	NA	NA	NA	Not Analyzed
10/12/98e1				6.92*	89.87	Rainbow sheen Light petroleum odor	ND <50	ND <0.5	ND <0.5	ND <0.5	ND <0.5	ND <0.5	NA	NA	NA	Not Analyzed
1/12/99e1				6.90*	89.89	Rainbow sheen Strong petroleum odor	4500	24	14	15	49	ND <0.5	ND <0.5	NA	ND <0.5	None Detected<0.5
4/12/99e1				9.98*	89.81	Rainbow sheen Strong petroleum odor	1500	19	12	21	37	ND <0.5	ND <0.5	NA	ND <0.5	None Detected<0.5
8/28/03h				8.32*	88.47	Rainbow sheen Petroleum odor	15000	570	ND <100	430	500	ND <20	ND <100	ND <200	ND <100	1,2,4-Trimethylbenzene 960 1,3,5-Trimethylbenzene 290 n-Propylbenzene 220 Naphthalene 170
11/24/03h				9.62*	87.17	Rainbow sheen Petroleum odor	1200	100	ND <10	38	29	ND <2	ND <10	ND <20	ND <10	1,2,4-Trimethylbenzene 40 1,3,5-Trimethylbenzene 16 n-Propylbenzene 32

TABLE 1 CONT'D
GROUNDWATER MONITORING DATA (feet)
AND ANALYTICAL RESULTS (µg/L)

Date	Well No./ Elevation	Depth of Well	Depth to Perf.	Depth to Water	GW Elev.	Well Observation	TPHg	B	T	E	X	MTBE	PCE	TBA	TCE	Other VOCs by EPA 8260B
3/02/04h	STMW-2 (96.79)	14	4-14	8.28*	88.51	Rainbow sheen Petroleum odor	4700i	430	6.5	140	90	ND <5	ND <25	ND <50	ND <25	1,2,4-Trimethylbenzene 120 1,3,5-Trimethylbenzene 45 Isopropylbenzene 19 n-Propylbenzene 71 Naphthalene 41
5/28/04h				8.45*	88.34	Rainbow sheen Strong petroleum odor	9500	1600	42	280	220	ND <20	ND <100	ND <200	ND <100	1,2,4-Trimethylbenzene 230 1,3,5-Trimethylbenzene 130 n-Propylbenzene 180 Naphthalene 120
8/25/04h				8.36*	88.43	Rainbow sheen Petroleum odor	4000	3400	8.5	150	87	ND <10	ND <5	ND <100	ND <5	1,2,4-Trimethylbenzene 160 1,3,5-Trimethylbenzene 73 n-Propylbenzene 91 Naphthalene 51
11/22/04h				8.18*	88.61	Rainbow sheen Petroleum odor	11000	1200	33	490	380	ND <20	ND <100	ND <200	ND <100	1,2,4-Trimethylbenzene 510 1,2,3-Trimethylbenzene 210 n-Propylbenzene 200 Naphthalene 240
3/02/05h				8.12*	88.67	Rainbow sheen Petroleum odor	6500	520	ND <20	160	69	ND <40	ND <20	ND <400	ND <20	None Detected<200
5/23/05h				8.64*	88.15	Rainbow sheen Petroleum odor	8400	550	ND <12	100	19	ND <25	ND <12	ND <250	ND <12	Methylbne Chloride 130no
8/22/05h				7.74*	89.05	Rainbow sheen Petroleum odor	6200	480	12	110	31	ND <10	ND <5	ND <100	ND <5	1,2,4-Trimethylbenzene 60 Chloroform 5.5 n-Propylbenzene 83 Naphthalene 53
11/22/05h				8.68*	88.11	Rainbow sheen Petroleum odor	4600	270	4.8	80	16	ND <2	ND <1	ND <10	ND <1	1,2,4-Trimethylbenzene 37 1,3,5-Trimethylbenzene 27 Isopropylbenzene 15 n-Butyl benzene 29 n-Propylbenzene 68 Naphthalene 29
2/25/06h				8.46*	88.33	Rainbow sheen Petroleum odor	18000	2100	28	460	120	ND <50	ND <25	ND <500	ND <25	1,2,4-Trimethylbenzene 410 cis-1,2-Dichloroethene 47 n-Propylbenzene 280
5/30/06h				8.40*	88.39	Rainbow sheen Petroleum odor	5100	390	84	150	75	ND <10	ND <5	ND <100	ND <5	1,2,4-Trimethylbenzene 67 1,3,5-Trimethylbenzene 53 n-Propylbenzene 82 Naphthalene 62

**TABLE 1 CONT'D
GROUNDWATER MONITORING DATA (feet)
AND ANALYTICAL RESULTS (µg/L)**

Date	Well No./ Elevation	Depth of Well	Depth to Perf.	Depth to Water	GW Elev.	Well Observation	TPHg	B	T	E	X	MTBE	PCE	TBA	TCE	Other VOCs by EPA 8260B
8/24/06h	STMW-2 (96.79)	14	4-14	8.40*	88.39	Rainbow sheen Petroleum odor	11000	1400	54	310	81					
12/11/06h				7.86*	88.93	Rainbow sheen Petroleum odor	39000	1900	420	660	420	ND <20	ND <10	ND <200	ND <200	1,2,4-Trimethylbenzene 590 1,3,5-Trimethylbenzene 310 n-Propylbenzene 360 Naphthalene 290
2/27/07h				7.82*	88.97	Rainbow sheen Petroleum odor	10000	2800	100	400	180	ND <50	ND <25	ND <500	ND <25	None Detected<25
5/24/07h				8.54*	88.25	Rainbow sheen Petroleum odor	17000	3800	58	470	240	ND <100	ND <50	ND <1000	ND <50	None Detected<50
8/16/07h	(22.08)● Resurvey			10.70*	11.38	Rainbow sheen Petroleum odor	9000	1900	ND <25	360	45	ND <50	ND <25	ND <500	ND <25	None Detected<25
11/14/96e	STMW-3 (95.24)	15	2.5-15	5.34*	89.90	No sheen or odor	210	9.1	2.8	4.7	13	ND <0.5	NA	NA	NA	Not Analyzed
2/12/97e				5.14*	90.10	No sheen or odor	ND <50	ND <0.5	ND <0.5	ND <0.5	ND <0.5	ND <0.5	NA	NA	NA	Not Analyzed
5/15/97e				5.42*	89.82	No sheen or odor	ND <50	ND <0.5	ND <0.5	ND <0.5	ND <0.5	NA	NA	NA	NA	Not Analyzed
8/27/97e				5.58*	89.66	No sheen or odor	ND <50	ND <0.5	ND <0.5	ND <0.5	ND <0.5	ND <0.5	NA	NA	NA	Not Analyzed
12/24/97e				5.14*	90.10	No sheen or odor	ND <50	ND <0.5	ND <0.5	ND <0.5	ND <0.5	ND <0.5	NA	NA	NA	Not Analyzed
3/24/98e1				4.54*	90.70	No sheen or odor	13000	87	23	80	130	ND <0.5	NA	NA	NA	Not Analyzed
6/25/98e1				5.06*	90.18	No sheen or odor	ND <50	ND <0.5	ND <0.5	ND <0.5	ND <0.5	ND <0.5	NA	NA	NA	Not Analyzed
10/12/98e1				5.30*	89.94	No sheen or odor	ND <50	ND <0.5	ND <0.5	ND <0.5	ND <0.5	ND <0.5	NA	NA	NA	Not Analyzed
1/12/99e1				5.04*	90.20	No sheen or odor	ND <50	ND <0.5	ND <0.5	ND <0.5	ND <0.5	ND <0.5	ND <0.5	NA	ND <0.5	None Detected<0.5
4/12/99e1				5.28*	89.97	No sheen or odor	ND <50	ND <0.5	ND <0.5	ND <0.5	ND <0.5	ND <0.5	NA	NA	NA	Not Analyzed
8/28/03h				6.64*	88.60	No sheen or odor	ND <50	ND <5	ND <5	ND <5	ND <5	ND <1	ND <5	ND <10	ND <5	None Detected<5

TABLE 1 CONT'D
GROUNDWATER MONITORING DATA (feet)
AND ANALYTICAL RESULTS (µg/L)

Date	Well No./ Elevation	Depth of Well	Depth to Perf.	Depth to Water	GW Elev.	Well Observation	TPHg	B	T	E	X	MTBE	PCE	TBA	TCE	Other VOCs by EPA 8260B
11/24/03h	STMW-3 (95.24)	15	2.5-15	7.04*	88.20	No sheen or odor	ND <50	ND <5	ND <5	ND <5	ND <5	ND <1	ND <5	ND <10	ND <5	None Detected<5
3/02/04h				6.46*	88.78	No sheen or odor	ND <50	ND <0.5	ND <0.5	ND <0.5	ND <1	ND <1	ND <0.5	ND <10	ND <0.5	None Detected<0.5
5/28/04h				6.71*	88.53	No sheen or odor	ND <25	ND <0.5	ND <0.5	ND <0.5	ND <1	ND <1	ND <0.5	ND <10	ND <0.5	None Detected<0.5
8/25/04h				6.64*	88.60	No sheen or odor	ND <25	0.84	ND <0.5	ND <0.5	ND <1	ND <1	ND <0.5	ND <10	ND <0.5	None Detected<0.5
11/22/04h				6.38*	88.86	No sheen or odor	ND <25	ND <0.5	ND <0.5	ND <0.5	ND <0.5	ND <1	ND <0.5	ND <10	ND <0.5	None Detected<0.5
3/02/05h				6.34*	88.90	No sheen or odor	ND <25	ND <0.5	ND <0.5	ND <0.5	ND <0.5	ND <1	ND <0.5	ND <10	ND <0.5	None Detected<0.5
5/23/05h				6.85*	88.39	No sheen or odor	ND <50	ND <0.5	0.81	ND <0.5	0.56	ND <1	ND <0.5	ND <10	ND <0.5	None Detected<0.5
8/22/05h				7.00*	88.24	No sheen Sewerage odor	ND <50	ND <0.5	ND <0.5	ND <0.5	ND <0.5	ND <1	ND <0.5	ND <10	ND <0.5	None Detected<0.5
11/22/05h				6.94*	88.30	No sheen or odor	ND <50	ND <0.5	ND <0.5	ND <0.5	ND <0.5	ND <1	ND <0.5	ND <10	ND <0.5	None Detected<0.5
2/25/06h				6.72*	88.52	No sheen or odor	ND <50	ND <0.5	ND <0.5	ND <0.5	ND <0.5	ND <1	ND <0.5	ND <10	ND <0.5	None Detected<0.5
5/30/06h				6.64*	88.60	No sheen Sewerage odor	ND <50	ND <0.5	ND <0.5	ND <0.5	ND <0.5	ND <1	ND <0.5	ND <10	ND <0.5	None Detected<0.5
8/24/06h				6.64*	88.60	No sheen or odor	ND <50	ND <0.5	ND <0.5	ND <0.5	ND <0.5	ND <1	ND <0.5	ND <10	ND <0.5	None Detected<0.5
12/11/06h				5.84*	89.40	No sheen or odor	ND <50	0.64	ND <0.5	ND <0.5	ND <0.5	ND <1	ND <0.5	ND <10	ND <0.5	None Detected<0.5
2/27/07h				5.36*	89.88	No sheen or odor	ND <50	ND <0.5	ND <0.5	ND <0.5	ND <0.5	ND <1	ND <0.5	ND <10	ND <0.5	None Detected<0.5
5/24/07h				6.78*	88.46	No sheen or odor	ND <50	ND <0.5	ND <0.5	ND <0.5	ND <0.5	ND <1	ND <0.5	ND <10	ND <0.5	None Detected<0.5
8/16/07h	(20.47)● resurvey			8.92*	11.55	No sheen or odor	ND <50	ND <0.5	ND <0.5	ND <0.5	ND <0.5	ND <1	ND <0.5	ND <10	ND <0.5	None Detected<0.5
11/14/96e	STMW-4 (94.49)	15	2-15	4.67*	89.74	No sheen or odor	ND <50	ND <0.5	ND <0.5	ND <0.5	ND <0.5	ND <0.5	NA	NA	NA	Not Analyzed

TABLE 1 CONT'D
GROUNDWATER MONITORING DATA (feet)
AND ANALYTICAL RESULTS (µg/L)

Date	Well No./ Elevation	Depth of Well	Depth to Perf.	Depth to Water	GW Elev.	Well Observation	TPHg	B	T	E	X	MTBE	PCE	TBA	TCE	Other VOCs by EPA 8260B
2/12/97e	STMW-4 (94.49)	15	2-15	4.45*	89.96	No sheen or odor	ND <50	ND <0.5	ND <0.5	ND <0.5	ND <0.5	ND <0.5	NA	NA	NA	Not Analyzed
5/15/97e				4.75*	89.66	No sheen or odor	ND <50	ND <0.5	ND <0.5	ND <0.5	ND <0.5	NA	NA	NA	NA	Not Analyzed
8/27/97e				4.87*	89.54	No sheen or odor	ND <50	ND <0.5	ND <0.5	ND <0.5	ND <0.5	ND <0.5	NA	NA	NA	Not Analyzed
12/24/97e				4.44*	89.97	No sheen or odor	ND <50	ND <0.5	ND <0.5	ND <0.5	ND <0.5	ND <0.5	NA	NA	NA	Not Analyzed
3/24/98e1				3.88*	90.53	No sheen or odor	13000	87	23	80	130	ND <0.5	NA	NA	NA	Not Analyzed
6/25/98e1				4.40*	90.01	No sheen or odor	ND <50	ND <0.5	ND <0.5	ND <0.5	ND <0.5	ND <0.5	NA	NA	NA	Not Analyzed
10/12/98e1				4.68*	89.73	No sheen or odor	ND <50	ND <0.5	ND <0.5	ND <0.5	ND <0.5	ND <0.5	NA	NA	NA	Not Analyzed
1/12/99e1				4.38*	90.03	No sheen or odor	ND <50	ND <0.5	ND <0.5	ND <0.5	ND <0.5	ND <0.5	ND<0.5	NA	ND <0.5	None Detected<0.5
4/12/99e1				4.62*	89.79	No sheen or odor	ND <50	ND <0.5	ND <0.5	ND <0.5	ND <0.5	ND <0.5	NA	NA	NA	Not Analyzed
8/28/03h				5.92*	88.49	No sheen or odor	ND <50	ND <0.5	ND <0.5	ND <0.5	ND <0.5	ND <1	ND <5	ND <10	ND <5	None Detected<5
11/24/03h				6.28*	88.13	No sheen or odor	ND <50	ND <0.5	ND <0.5	ND <0.5	ND <0.5	ND <1	ND <5	ND <10	ND <5	None Detected<5
3/02//04h				5.70*	88.71	No sheen or odor	ND <50	ND <0.5	ND <0.5	ND <0.5	ND <1	ND <1	ND <0.5	ND <10	ND <0.5	None Detected<0.5
5/28/04h				5.94*	88.47	No sheen or odor	ND <25	ND <0.5	ND <0.5	ND <0.5	ND <1	ND <1	ND <0.5	ND <10	ND <0.5	None Detected<0.5
8/25/04h				5.90*	88.50	No sheen or odor	ND <25	ND <0.5	ND <0.5	ND <0.5	ND <1	ND <1	ND <0.5	ND <10	ND <0.5	None Detected<0.5
11/22/04h				5.56*	88.85	No sheen or odor	ND <25	1.1	0.57	ND <0.5	ND <1	ND <1	ND <0.5	ND <10	ND <0.5	None Detected<0.5
3/02/05h				5.60*	88.81	No sheen or odor	ND <25	ND <0.5	ND <0.5	ND <0.5	ND <0.51	ND <1	ND <0.5	ND <10	ND <0.5	None Detected<0.5
5/23/05h				6.09*	88.32	No sheen or odor	ND <50	ND <0.5	ND <0.5	ND <0.5	ND <0.5	ND <1	ND <0.5	ND <10	ND <0.5	None Detected<0.5

ENVIRO SOIL TECH CONSULTANTS

TABLE 1 CONT'D
GROUNDWATER MONITORING DATA (feet)
AND ANALYTICAL RESULTS (µg/L)

Date	Well No./ Elevation	Depth of Well	Depth to Perf.	Depth to Water	GW Elev.	Well Observation	TPHg	B	T	E	X	MTBE	PCE	TBA	TCE	Other VOCs by EPA 8260B
8/22/05h	STMW-4 (94.49)	15	2-15	6.22*	88.19	No sheen or odor	ND <50	ND <0.5	ND <0.5	ND <0.5	ND <0.5	ND <1	ND <0.5	ND <10	ND <0.5	None Detected<0.5
11/22/05h				6.16*	88.33	No sheen or odor	ND <50	ND <0.5	ND <0.5	ND <0.5	ND <0.5	ND <1	ND <0.5	ND <10	ND <0.5	None Detected<0.5
2/25/06h				6.02*	88.47	No sheen or odor	ND <50	ND <0.5	ND <0.5	ND <0.5	ND <0.5	ND <1	ND <0.5	ND <10	ND <0.5	None Detected<0.5
5/30/06h				5.92*	88.57	No sheen or odor	ND <50	ND <0.5	ND <0.5	ND <0.5	ND <0.5	ND <1	ND <0.5	ND <10	ND <0.5	None Detected<0.5
8/24/06h				5.88*	88.61	No sheen or odor	ND <50	ND <0.5	ND <0.5	ND <0.5	ND <0.5	ND <1	ND <0.5	ND <10	ND <0.5	None Detected<0.5
12/11/06h				5.19*	89.30	No sheen or odor	ND <50	ND <0.5	ND <0.5	ND <0.5	ND <0.5	ND <1	ND <0.5	ND <10	ND <0.5	Chloroform 4.2
2/27/07h				5.30*	89.19	No sheen or odor	ND <50	ND <0.5	ND <0.5	ND <0.5	ND <0.5	ND <1	ND <0.5	ND <10	ND <0.5	None Detected<0.5
5/24/07h				5.98*	88.51	No sheen or odor	ND <50	ND <0.5	ND <0.5	ND <0.5	ND <0.5	ND <1	ND <0.5	ND <10	ND <0.5	None Detected<0.5
8/16/07h	(19.58)● resurvey			8.14*	11.44	No sheen or odor	ND <50	ND <0.5	ND <0.5	ND <0.5	ND <0.5	ND <1	ND <0.5	ND <10	ND <0.5	None Detected<0.5
11/14/96e	STMW-5 (94.49)	15	2-15	5.20*	89.29	No sheen or odor	ND <50	ND <0.5	ND <0.5	ND <0.5	ND <0.5	ND <0.5	ND <0.5	NA	ND <0.5	None Detected<0.5
2/12/97e				4.99*	89.50	No sheen or odor	ND <50	ND <0.5	ND <0.5	ND <0.5	ND <0.5	ND <0.5	ND <0.5	NA	ND <0.5	None Detected<0.5
5/15/97e				5.30*	89.19	No sheen or odor	ND <50	ND <0.5	ND <0.5	ND <0.5	ND <0.5	NA	NA	NA	NA	Not Analyzed
8/27/97e				5.33*	89.16	No sheen or odor	ND <50	ND <0.5	ND <0.5	ND <0.5	ND <0.5	ND <0.5	NA	NA	NA	Not Analyzed
12/24/97e				4.94*	89.55	No sheen or odor	ND <50	ND <0.5	ND <0.5	ND <0.5	ND <0.5	ND <0.5	ND <0.5	NA	NA	Not Analyzed
3/24/98e1				4.52*	89.97	No sheen Slight sewerage odor	ND <50	ND <0.5	ND <0.5	ND <0.5	ND <0.5	ND <0.5	ND <0.5	NA	NA	Not Analyzed
6/25/98e1				5.00*	89.49	No sheen or odor	ND <50	ND <0.5	ND <0.5	ND <0.5	ND <0.5	ND <0.5	ND <0.5	NA	NA	Not Analyzed
10/12/98e1				5.18*	89.31	No sheen or odor	ND <50	ND <0.5	ND <0.5	ND <0.5	ND <0.5	ND <0.5	ND <0.5	NA	NA	Not Analyzed
1/12/99e1				5.02*	89.47	No sheen or odor	ND <50	ND <0.5	ND <0.5	ND <0.5	ND <0.5	ND <0.5	ND <0.5	NA	ND <0.5	None Detected<0.5

TABLE 1 CONT'D
GROUNDWATER MONITORING DATA (feet)
AND ANALYTICAL RESULTS (µg/L)

Date	Well No./ Elevation	Depth of Well	Depth to Perf.	Depth to Water	GW Elev.	Well Observation	TPHg	B	T	E	X	MTBE	PCE	TBA	TCE	Other VOCs by EPA 8260B
4/12/99e1	STMW-5 (94.49)	15	2-15	5.38*	89.11	No sheen Light sewerage odor	ND <50	ND <0.5	ND <0.5	ND <0.5	ND <0.5	ND <0.5	NA	NA	NA	Not Analyzed
8/28/03h				6.62*	87.87	No sheen or odor	ND <50	ND <5	ND <5	ND <5	ND <5	ND <1	ND <5	ND <10	ND <5	None Detected<5
11/24/03h				6.84*	87.65	No sheen or odor	ND <50	ND <5	ND <5	ND <5	ND <5	ND <1	ND <5	ND <10	ND <5	None Detected<5
3/02/04h				6.26*	88.23	No sheen or odor	62j <50	ND <0.5	ND <0.5	ND <0.5	ND <1	ND <1	1.9	ND <10	ND <0.5	None Detected<0.5
5/28/04h				6.52*	87.479	No sheen or odor	ND <25	ND <0.5	ND <0.5	ND <0.5	ND <1	ND <1	1.6	ND <10	ND <0.5	None Detected<0.5
8/25/04h				6.50*	87.99	No sheen or odor	ND <25	ND <0.5	ND <0.5	ND <0.5	ND <1	ND <1	1.4	ND <10	ND <0.5	None Detected<0.5
11/22/04h				6.08*	88.41	No sheen or odor	ND <25	ND <0.5	ND <0.5	ND <0.5	ND <0.5	ND <1	2.1	ND <10	0.6	None Detected<0.5
3/02/05h				6.14*	88.35	No sheen or odor	ND <25	ND <0.5	ND <0.5	ND <0.5	ND <0.5	ND <1	2	ND <10	0.5	None Detected<0.5
5/23/05h				6.56*	87.93	No sheen or odor	ND <50	1.3	2.6	ND <0.5	2.6	ND <1	1.1	ND <10	ND <0.5	None Detected<0.5
8/22/05h				6.70*	87.79	No sheen or odor	ND <50	ND <0.5	ND <0.5	ND <0.5	ND <0.5	ND <1	1.5	ND <10	ND <0.5	None Detected<0.5
11/22/05h				6.64*	87.85	No sheen or odor	ND <50	ND <0.5	ND <0.5	ND <0.5	ND <0.5	ND <1	1.8	ND <10	0.78	None Detected<0.5
2/25/06h				6.58*	87.91	No sheen or odor	ND <50	ND <0.5	ND <0.5	ND <0.5	ND <0.5	ND <1	1.6	ND <10	ND <0.5	None Detected<0.5
5/30/06h				6.50*	87.99	No sheen or odor	ND <50	ND <0.5	ND <0.5	ND <0.5	ND <0.5	ND <1	2.4	ND <10	0.54	None Detected<0.5
8/24/06h				6.46*	88.03	No sheen or odor	ND <50	ND <0.5	ND <0.5	ND <0.5	ND <0.5	ND <1	1.2	ND <10	ND <0.5	None Detected<0.5
12/11/06h				5.54*	88.95	No sheen or odor	ND <50	ND <0.5	ND <0.5	ND <0.5	ND <0.5	ND <1	ND <0.5	ND <10	ND <0.5	Chloroform 3.7
2/27/07h				5.88*	88.61	No sheen or odor	ND <50	ND <0.5	ND <0.5	ND <0.5	ND <0.5	ND <1	1.1	ND <10	ND <0.5	None Detected<0.5
5/24/07h				6.54*	87.95	No sheen or odor	ND <50	ND <0.5	ND <0.5	ND <0.5	ND <0.5	ND <1	0.84	ND <10	ND <0.5	None Detected<0.5

TABLE 1 CONT'D
GROUNDWATER MONITORING DATA (feet)
AND ANALYTICAL RESULTS (µg/L)

Date	Well No./ Elevation	Depth of Well	Depth to Perf.	Depth to Water	GW Elev.	Well Observation	TPHg	B	T	E	X	MTBE	PCE	TBA	TCE	Other VOCs by EPA 8260B
8/16/07hq	STMW-5 (19.71)● resurvey	15	2-15	8.64*	11.07	No sheen or odor	ND <50	ND <0.5	ND <0.5	ND <0.5	ND <0.5	ND <1	0.68	ND <10	ND <0.5	None Detected<0.5
8/16/07h	STMW-6 (21.96)●	15	5-15	11.60*	10.36	Rainbow sheen No odor	1300	200	81	33	110	5	ND <2.5	ND <50	ND <2.5	1,2,4-Trimethylbenzene 40
3/13/91a	MW-2 (99.36)	11.50	5-11.50	4.29*	95.07	No sheen Mild petroleum odor	25000	2600	4400	ND <0.5	5800	NA	NA	NA	NA	Not Analyzed
7/03/91a				5.83*	93.53	No sheen Strong petroleum odor	21000	2800	3200	ND <0.5	4300	NA	NA	NA	NA	Not Analyzed
11/04/91b				4.79*	94.57	No sheen Mild petroleum odor	3589	1700	119	9	56	NA	NA	NA	NA	Not Analyzed
1/20/92c				4.60*	94.76	No sheen Mild petroleum odor	380	38	1.3	ND <0.5	34	NA	NA	NA	NA	Not Analyzed
5/27/92d				4.42*	94.94	No sheen Mild petroleum odor	10000	62	32	44	160	NA	NA	NA	NA	Not Analyzed
8/27/92e				4.43*	94.96	No sheen Mild petroleum odor	6000	48	27	65	180	NA	NA	NA	NA	Not Analyzed
12/10/92e				4.94*	94.45	No sheen Mild petroleum odor	7200	15	23	32	82	NA	NA	NA	NA	Not Analyzed
3/18/93e				5.11*	94.28	No sheen Light sewerage odor	1400	8.3	11	13	48	NA	NA	NA	NA	Not Analyzed
7/13/93e				5.53*	93.86	Rainbow sheen Light petroleum odor	2400	4.7	6.2	6.8	25	NA	NA	NA	NA	Not Analyzed
10/11/93f				5.64*	93.75	No sheen or odor	410	43	2.6	4.5	12	NA	NA	NA	NA	Not Analyzed
1/07/94f				5.52*	93.87	No sheen or odor	240	25	3.1	ND <0.5	20	NA	NA	NA	NA	Not Analyzed
4/06/94f				5.82*	93.57	No sheen or odor	3000	120	23	22	190	NA	NA	NA	NA	Not Analyzed
8/03/94g				7.47*	91.92	No sheen or odor	500	57	1	17	25	NA	NA	NA	NA	Not Analyzed
11/08/94g				4.69*	94.70	No sheen or odor	8000	650	85	50	1000	NA	NA	NA	NA	Not Analyzed
2/16/95e				5.31*	94.08	No sheen or odor	660	6.4	1	5.6	8.9	NA	NA	NA	NA	Not Analyzed
5/19/95e				5.17*	94.22	No sheen Mild sewerage odor	1900	11	10	23	26	NA	NA	NA	NA	Not Analyzed
8/18/95e	(95.22) resurvey			5.65*	89.57	No sheen Light sewerage odor	1800	15	1.6	15	20	NA	NA	NA	NA	Not Analyzed

TABLE 1 CONT'D
GROUNDWATER MONITORING DATA (feet)
AND ANALYTICAL RESULTS (µg/L)

Date	Well No./ Elevation	Depth of Well	Depth to Perf.	Depth to Water	GW Elev.	Well Observation	TPHg	B	T	E	X	MTBE	PCE	TBA	TCE	Other VOCs by EPA 8260B
11/30/95e	MW-2 (95.22)	11.50	5-11.50	5.64*	89.58	No sheen or odor	120	9.3	ND <0.5	0.5	3.5	NA	NA	NA	NA	Not Analyzed
2/29/96e				4.61*	90.61	No sheen Light sewerage odor	1200	6.1	1.2	6.2	8.7	NA	ND <0.5	NA	ND <0.5	None Detected<0.5
6/07/96e				5.37*	89.85	No sheen or odor	ND <50	ND <0.5	ND <0.5	ND <0.5	ND <0.5	NA	ND <0.5	NA	ND <0.5	None Detected<0.5
11/14/96e				5.55*	89.67	No sheen or odor	ND <50	ND <0.5	ND <0.5	ND <0.5	ND <0.5	ND <0.5	NA	NA	NA	Not Analyzed
2/12/97e				5.14*	90.08	No sheen or odor	ND <50	ND <0.5	ND <0.5	ND <0.5	ND <0.5	ND <0.5	NA	NA	NA	Not Analyzed
5/15/97e				5.63*	89.59	No sheen or odor	ND <50	ND <0.5	ND <0.5	ND <0.5	ND <0.5	ND <0.5	NA	NA	NA	Not Analyzed
8/27/97e				5.73*	89.49	No sheen or odor	ND <50	ND <0.5	ND <0.5	ND <0.5	ND <0.5	ND <0.5	NA	NA	NA	Not Analyzed
12/24/97e				5.30*	89.91	No sheen or odor	ND <50	ND <0.5	ND <0.5	ND <0.5	ND <0.5	ND <0.5	NA	NA	NA	Not Analyzed
3/24/98e1				4.76*	90.46	No sheen or odor	ND <50	ND <0.5	ND <0.5	ND <0.5	ND <0.5	ND <0.5	NA	NA	NA	Not Analyzed
6/25/98e1				5.28*	89.94	No sheen or odor	ND <50	ND <0.5	ND <0.5	ND <0.5	ND <0.5	ND <0.5	NA	NA	NA	Not Analyzed
10/12/98e1				5.50*	89.72	No sheen or odor	ND <50	ND <0.5	ND <0.5	ND <0.5	ND <0.5	ND <0.5	NA	NA	NA	Not Analyzed
1/12/99e1				5.28*	89.94	No sheen or odor	ND <50	ND <0.5	ND <0.5	ND <0.5	ND <0.5	ND <0.5	ND <0.5	NA	ND <0.5	None Detected<0.5
4/12/99e1				5.54*	89.68	No sheen or odor	ND <50	ND <0.5	ND <0.5	ND <0.5	ND <0.5	ND <0.5	NA	NA	NA	Not Analyzed
8/28/03h				6.86*	88.36	No sheen or odor	ND <50	ND <5	ND <5	ND <5	ND <5	ND <1	ND <5	ND <10	ND <5	None Detected<5
11/24/03h				7.20*	88.02	No sheen or odor	ND <50	ND <5	ND <5	ND <5	ND <5	ND <1	ND <5	ND <10	ND <5	None Detected<5
3/02/04h				6.64*	88.58	No sheen or odor	110k	27	ND <05	ND <0.5	ND <1	ND <1	ND <0.5	ND <10	ND <0.5	None Detected<0.5
5/28/04h				6.86*	88.36	No sheen or odor	ND <25	ND <0.5	ND <0.5	ND <0.5	ND <1	ND <1	ND <0.5	ND <10	ND <0.5	None Detected<0.5

TABLE 1 CONT'D
GROUNDWATER MONITORING DATA (feet)
AND ANALYTICAL RESULTS (µg/L)

Date	Well No./ Elevation	Depth of Well	Depth to Perf.	Depth to Water	GW Elev.	Well Observation	TPHg	B	T	E	X	MTBE	PCE	TBA	TCE	Other VOCs by EPA 8260B
8/25/04h	MW-2 (95.22)	11.50	5-11.50	6.82*	88.40	No sheen or odor	ND <25	ND <0.5	ND <0.5	ND <0.5	ND <0.5	ND <1	ND <0.5	ND <10	ND <0.5	None Detected<0.5
11/22/04h				6.52*	88.70	No sheen or odor	ND <25	ND <0.5	ND <0.5	ND <0.5	ND <0.5	ND <1	ND <0.5	ND <10	ND <0.5	None Detected<0.5
3/02/05h				6.52*	88.70	No sheen or odor	ND <25	ND <0.5	ND <0.5	ND <0.5	ND <0.5	ND <1	ND <0.5	ND <10	ND <0.5	None Detected<0.5
5/23/05h				7.00*	88.22	No sheen or odor	ND <50	ND <0.5	0.98 <0.5	ND <0.5	0.6 <0.5	ND <1	ND <0.5	ND <10	ND <0.5	None Detected<0.5
8/22/05h				7.12*	88.10	No sheen or odor	ND <50	ND <0.5	ND <0.5	ND <0.5	ND <0.5	ND <1	ND <0.5	ND <10	ND <0.5	None Detected<0.5
11/22/05h				7.04*	88.18	No sheen or odor	ND <50	ND <0.5	ND <0.5	ND <0.5	ND <0.5	ND <1	ND <0.5	ND <10	ND <0.5	None Detected<0.5
2/25/06h				6.92*	88.30	No sheen or odor	ND <50	ND <0.5	ND <0.5	ND <0.5	ND <0.5	ND <1	ND <0.5	ND <10	ND <0.5	None Detected<0.5
5/30/06h				6.86*	88.36	No sheen or odor	ND <50	ND <0.5	ND <0.5	ND <0.5	ND <0.5	ND <1	ND <0.5	ND <10	ND <0.5	None Detected<0.5
8/24/06h				6.80*	88.42	No sheen or odor	ND <50	ND <0.5	ND <0.5	ND <0.5	ND <0.5	ND <1	ND <0.5	ND <10	ND <0.5	None Detected<0.5
12/11/06h				5.86*	89.36	No sheen or odor	100	10	ND <0.5	ND <0.5	ND <0.5	ND <1	ND <0.5	ND <10	ND <0.5	Chloroform 4
2/27/07h				6.16*	89.06	No sheen or odor	ND <50	ND <0.5	ND <0.5	ND <0.5	ND <0.5	ND <1	0.54 <0.5	ND <10	ND <0.5	Chloroform 1.2
5/24/07h				6.94*	88.28	No sheen or odor	ND <50	ND <0.5	ND <0.5	ND <0.5	ND <0.5	ND <1	ND <0.5	ND <10	ND <0.5	Chloroform 0.85
8/16/07hq	(20.41)● resurvey			9.06*	11.35	No sheen or odor	ND <50	ND <0.5	ND <0.5	ND <0.5	ND <0.5	ND <1	ND <0.5	ND <10	ND <0.5	Chloroform 2.3
3/13/91a	MW-3 (100.09)	12	5-12	4.67*	95.42	Trace of sheen Moderate petro. odor	47000	9100	9900	270	8110	NA	NA	NA	NA	Not Analyzed
7/03/91a				5.75*	94.34	Trace of sheen Moderate petro. odor	40000	12000	4500	1200	4000	NA	NA	NA	NA	Not Analyzed
11/04/91b				5.67*	94.42	Trace of sheen Strong petro. odor	102700	38800	19100	3200	8300	NA	NA	NA	NA	Not Analyzed
1/20/92c				5.54*	94.55	Light sheen Strong petro. odor	510000	27000	27000	5800	45000	NA	NA	NA	NA	Not Analyzed

TABLE 1 CONT'D
GROUNDWATER MONITORING DATA (feet)
AND ANALYTICAL RESULTS (µg/L)

Date	Well No./ Elevation	Depth of Well	Depth to Perf.	Depth to Water	GW Elev.	Well Observation	TPHg	B	T	E	X	MTBE	PCE	TBA	TCE	Other VOCs by EPA 8260B
5/07/92d	MW-3 (100.09)	12	5-12	5.18*	9491	Rainbow sheen Strong petro. odor	43000	250	230	120	470	NA	NA	NA	NA	Not Analyzed
8/17/92e				5.24*	94.85	Rainbow sheen Mild petroleum odor	140000	2500	2400	1700	5500	NA	NA	NA	NA	Not Analyzed
12/10/92e				4.42*	95.67	Light sheen Strong petro. odor	94000	400	410	430	1100	NA	NA	NA	NA	Not Analyzed
3/18/93e				5.39*	94.70	Thick NMFP Mild petroleum odor	51000	92	130	160	590	NA	NA	NA	NA	Not Analyzed
7/13/93e				6.07*	94.02	Light rainbow sheen spots/Strong petroleum odor	80000	160	210	230	820	NA	NA	NA	NA	Not Analyzed
10/11/93f				6.34*	93.75	NMFP Strong petro. Odor	180000	14000	8800	320	9400	NA	NA	NA	NA	Not Analyzed
1/07/94f				6.34*	93.75	NMFP Strong petro. Odor	120000	9500	4600	230	7800	NA	NA	NA	NA	Not Analyzed
4/06/94f				6.14*	93.95	No sheen or odor	96000	6000	3100	95	6200	NA	NA	NA	NA	Not Analyzed
8/03/94g				6.34*	93.75	Few sheen spots Mild petroleum odor	200000	6500	5700	1500	18000	NA	NA	NA	NA	Not Analyzed
11/08/94g				3.89*	96.20	Brown NMFP Strong petro. Odor	86000	7400	8500	2200	12000	NA	NA	NA	NA	Not Analyzed
2/16/95e				5.90*	94.19	Brown NMFP Strong petro. Odor	59000	280	120	120	570	NA	NA	NA	NA	Not Analyzed
5/19/95e				4.15*	95.94	Brown NMFP Strong petro. Odor	12000	150	68	69	160	NA	NA	NA	NA	Not Analyzed
8/18/95e	(95.62) resurvey			6.08*	89.54	Brown NMFP Mild petroleum odor	33000	74	28	38	100	NA	NA	NA	NA	Not Analyzed
11/30/95e				6.26*	89.36	Rainbow sheen spots Light petroleum odor	100000	1300	510	250	2400	NA	NA	NA	NA	Not Analyzed
2/29/96e				4.37*	91.25	Rainbow sheen spots Mild petroleum odor	15000	12	3.8	10	24	NA	80	80	110	cis-1,2-Dichloroethene 35 Chloroform 160
6/07/96e				5.90*	89.72	Rainbow sheen spots Mild petroleum odor	5200	23	6.9	14	34	NA	61	61	110	Chloroform 31
11/14/96e				6.14*	89.48	Rainbow sheen Light petroleum odor	33000	320	130	250	620	ND <0.5	ND <0.5	ND <0.5	ND <0.5	None Detected<0.5

TABLE 1 CONT'D
GROUNDWATER MONITORING DATA (feet)
AND ANALYTICAL RESULTS (µg/L)

Date	Well No./ Elevation	Depth of Well	Depth to Perf.	Depth to Water	GW Elev.	Well Observation	TPHg	B	T	E	X	MTBE	PCE	TBA	TCE	Other VOCs by EPA 8260B
2/12/97e	MW-3 (95.62)	12	5-12	4.45*	91.17	No sheen or odor	15000	43	9	20	41	ND <0.5	ND <0.5	ND <0.5	ND <0.5	None Detected<0.5
5/15/97e				5.77*	89.85	No sheen or odor	15000	68	30	60	110	NA	ND <0.5	ND <0.5	ND <0.5	None Detected<0.5
8/27/97e				5.98*	89.64	No sheen Mild sewerage odor	15000	22	5.2	9.7	19	ND <0.5	ND <0.5	ND <0.5	ND <0.5	None Detected<0.5
12/24/97e				5.70*	89.92	Rainbow sheen Strong petro. odor	15000	150	10	81	110	ND <0.5	ND <0.5	ND <0.5	ND <0.5	None Detected<0.5
3/24/98e1				5.06*	90.56	No sheen or odor	ND <50	ND <0.5	ND <0.5	ND <0.5	ND <0.5	ND <0.5	ND <0.5	ND <0.5	ND <0.5	None Detected<0.5
6/25/98e1				5.66*	89.96	Light sheen spots Light sewerage odor	23000	100	22	86	130	ND <0.5	ND <5	ND <5	ND <5	None Detected<5
10/12/98e1				5.18*	90.44	Rainbow sheen Light petroleum odor	23000	26	21	48	210	ND <0.5	ND <5	ND <5	ND <5	None Detected<5
1/12/99e1				5.42*	90.20	Rainbow sheen Sewerage odor	7200	48	32	44	99	ND <0.5	ND <0.5	ND <0.5	ND <0.5	None Detected<0.5
4/12/99e1				6.02*	89.60	No sheen Strong sewerage odor	ND <50	ND <0.5	ND <0.5	ND <0.5	ND <0.5	ND <0.5	ND <0.5	ND <0.5	ND <0.5	None Detected<0.5
8/28/03h				8.64*	86.98	No sheen or odor	2600	54	ND <25	110	61	ND <5	ND <25	ND <50	ND <25	1,2,4-Trimethylbenzene 190 1,3,5-Trimethylbenzene 38 n-Propylbenzene 40 Naphthalene 29
11/24/03h				7.96*	87.66	Rainbow sheen Petroleum odor	2800	64	ND <25	140	44	ND <5	ND <25	ND <50	ND <25	1,2,4-Trimethylbenzene 120 1,3,5-Trimethylbenzene 30 n-Propylbenzene 55
3/02/04h				6.36*	89.26	No sheen or odor	580	11	ND <5	ND <5	ND <10	ND <10	850	ND <100	190	cis-1,2-Dichloroethene 440 Vinyl Chloride 5.3
5/28/04h				7.82*	87.80	No sheen or odor	2900	ND <25	ND <25	ND <25	ND <50	ND <50	2600	ND <500	630	cis-1,2-Dichloroethene 1200
8/25/04h				7.80*	87.82	Light rainbow sheen Sewerage odor	870	23	ND <5	13	ND <10	ND <10	5.2	ND <100	8.8	cis-1,2-Dichloroethene 740 Vinyl Chloride 170
11/22/04h				5.98*	89.64	No sheen or odor	1200m	14	ND <10	ND <10	ND <10	ND <20	790	ND <200	210	cis-1,2-Dichloroethene 460
3/02/05h				5.80*	89.82	No sheen or odor	3600m	ND <50	ND <50	ND <50	ND <50	ND <100	2500	ND <1000	480	cis-1,2-Dichloroethene 1200

TABLE 1 CONT'D
GROUNDWATER MONITORING DATA (feet)
AND ANALYTICAL RESULTS (µg/L)

Date	Well No./ Elevation	Depth of Well	Depth to Perf.	Depth to Water	GW Elev.	Well Observation	TPHg	B	T	E	X	MTBE	PCE	TBA	TCE	Other VOCs by EPA 8260B
5/23/05h	MW-3 (95.62)	12	5-12	6.94*	88.68	No sheen Sewerage odor	2400	ND <0.5	ND <0.5	ND <0.5	0.52	ND <1	31	ND <10	5.3	cis-1,2-Dichloroethene 20 Methylene Chloride 9.5no Vinyl Chloride 0.72
8/22/05h				7.92*	87.70	No sheen Sewerage odor	1700	25	ND <25	ND <25	ND <25	ND <50	60	ND <500	27	cis-1,2-Dichloroethene 2400 Chloroform 26 Vinyl Chloride 520
11/22/05h				7.70*	87.92	No sheen or odor	1000	22	3.4	5	2.7	ND <5	2.6	ND <200	ND <2.5	cis-1,2-Dichloroethene 280 Isopropylbenzene 6.41 Vinyl Chloride 170
2/25/06h				7.52*	88.10	No sheen or odor	480	7.7	ND <5	ND <5	ND <5	ND <10	67	ND <100	70	cis-1,2-Dichloroethene 720 Vinyl Chloride 33
5/30/06h				7.64*	87.98	No sheen or odor	2000	ND <25	ND ,25	ND <25	ND <25	ND <50	2500	ND <500	430	Vinyl Chloride 160
8/24/06h				7.58*	88.04	No sheen Sewerage odor	740	15	11	ND <10	ND <10	ND <20	270	ND <200	67	Vinyl Chloride 260
12/11/06h				4.22*	91.40	No sheen or odor	460	6.4	ND <1	ND <1	ND <1	ND <2	160	ND <20	22	Vinyl Chloride 6.1
2/27/07h				5.20*	90.42	No sheen or odor	1000p	ND <20	ND <20	ND <20	ND <20	ND <40	2000	ND <400	330	None Detected<20
5/24/07h				7.66*	87.96	No sheen or odor	820	ND <12	ND <12	ND <12	ND <12	ND <25	450	ND <250	98	Vinyl Chloride 78
8/16/07hq	(20.79)● Resurvey			8.92*	11.87	No sheen Petroleum odor	1500	15	ND <5	ND <5	ND <5	ND <10	140	ND <100	41	cis-1,2-Dichloroethene 440 Vinyl Chloride 150
3/13/91a	OTMW-5 (100.87)	N/A	N/A	5.02	95.85	No sheen Mild petroleum odor	120	460	12	1	4	NA	NA	NA	NA	Not Analyzed
7/03/91a				5.75	95.12	No sheen Mild petroleum odor	810	320	43	16	43	NA	NA	NA	NA	Not Analyzed
11/04/91b				5.77	95.10	No sheen Mild petroleum odor	971	100	19	5	13	NA	NA	NA	NA	Not Analyzed
1/20/91c				5.58	95.29	No sheen Mild petroleum odor	90	0.7	0.7	ND <0.5	11	NA	NA	NA	NA	Not Analyzed
5/07/92d				5.43	95.44	No sheen Mild petroleum odor	180	27	14	8.2	35	NA	NA	NA	NA	Not Analyzed
8/17/92e				5.45	95.42	No sheen or odor	87	12	9.8	4	42	NA	NA	NA	NA	Not Analyzed
12/10/92e				7.30	93.57	No sheen Mild petroleum odor	540	4.7	4.5	6.4	19	NA	NA	NA	NA	Not Analyzed

**TABLE 1 CONT'D
GROUNDWATER MONITORING DATA (feet)
AND ANALYTICAL RESULTS (µg/L)**

Date	Well No./ Elevation	Depth of Well	Depth to Perf.	Depth to Water	GW Elev.	Well Observation	TPHg	B	T	E	X	MTBE	PCE	TBA	TCE	Other VOCs by EPA 8260B
3/18/93e	OTMW-5 (100.87)	N/A	N/A	7.11	93.76	No sheen Light sewerage odor	570	6	7.6	11	29	NA	NA	NA	NA	Not Analyzed
7/13/93e				7.45	93.42	No sheen or odor	3500	6.8	8.6	9.5	36	NA	NA	NA	NA	Not Analyzed
10/11/93f				7.65	93.22	No sheen or odor	ND <50	ND <0.5	ND <0.5	ND <0.5	ND <0.5	NA	NA	NA	NA	Not Analyzed
1/07/94f				7.67	93.20	No sheen or odor	ND <50	ND <0.5	ND <0.5	ND <0.5	ND <0.5	NA	NA	NA	NA	Not Analyzed
8/17/92e	OTMW-6 (N/A)	N/A	N/A	4.88	N/A	No sheen or odor	ND <50	ND <0.5	ND <0.5	ND <0.5	ND <0.5	NA	NA	NA	NA	Not Analyzed

TPHg – Total Petroleum Hydrocarbons as gasoline

MTBE – Methyl Tertiary Butyl Ether

Perf. – Perforation

PCE – Tetrachloroethene

NS – Not Sampled

ND – Not Detected (Below Laboratory Detection Limit)

* Well screens are not submerged

● Mean Sea Level

1 – Laboratory was not state certified since January 30, 1998

a – Laboratory analyses were analyzed by Anamatrix Inc.

b – Laboratory analyses were analyzed by Carter Analytical Laboratory

c – Laboratory analyses were analyzed by Chromalab, Inc.

d – Laboratory analyses were analyzed by Geochem Labs

e – Laboratory analyses were analyzed by Priority Environmental Labs

f – Laboratory analyses were analyzed by Argon Mobil Labs

BTEX – Benzene, Toluene, Ethylbenzene, Total Xylenes

GW Elev. – Groundwater Elevation

cis-1,2-Dichl – cis-1,2-Dichloroethene

TCE – Trichloroethene

NA – Not Analyzed

N/A – Not Available

* Well screens are submerged

TABLE 1 CONT'D
GROUNDWATER MONITORING DATA (feet)
AND ANALYTICAL RESULTS (µg/L)

- g** – Laboratory analyses were analyzed by North State Environmental
- h** – Laboratory analyses were analyzed by Entech Analytical Labs
- i** – TPH as gasoline value reported possibly aged gasoline
- j** – TPH as gasoline reported value is the result of higher boiling point compounds within the TPH as gasoline quantitation range
- k** – TPH as gasoline reported value is the results of a high concentration of Benzene and of higher boiling point compounds within TPH as gasoline quantitation range
- l** – TPH as gasoline value is the result of discrete peaks within the TPH as gasoline quantitation range
- m** – A typical pattern. No indication of gasoline
- n** – This analyte is a common laboratory contaminant
- o** – This analyte was found in the associated Method Blank
- p** – Not a gasoline pattern. Value due to non-target compounds
- q** – Monitoring wells were monitored on 8/16/07 but was sampled on 8/19/07

TABLE 2
RECENT GROUNDWATER MONITORING DATA (feet)
AND ANALYTICAL RESULTS (µg/L)

Date	Well No./ Elevation	Depth of Well	Depth to Perf.	Depth to Water	GW Elev.	Well Observation	TPHg	B	T	E	X	MTBE	PCE	TBA	TCE	Other VOCs by EPA 8260B
8/16/07	STMW-1 (21.94)● Resurvey	14	4-14	10.98*	10.96	Rainbow sheen Petroleum odor	76000	4900	1400	1500	7700	ND <100	ND <50	ND <1000	ND <50	1,2,4-Trimethylbenzene 3400 1,3,5-Trimethylbenzene 870 Naphthalene 640
8/16/07	STMW-2 (22.08)● Resurvey	14	4-14	10.70*	11.38	Rainbow sheen Petroleum odor	9000	1900	ND <25	360	45	ND <50	ND <25	ND <500	ND <25	None Detected<25
8/16/07	STMW-3 (20.47)● Resurvey	15	2.5-15	8.92*	11.55	No sheen or odor	ND <50	ND <0.5	ND <0.5	ND <0.5	ND <0.5	ND <1	ND <0.5	ND <10	ND <0.5	None Detected<0.5
8/16/07	STMW-4 (19.58)● Resurvey	15	2-15	8.14*	11.41	No sheen or odor	ND <50	ND <0.5	ND <0.5	ND <0.5	ND <0.5	ND <1	ND <0.5	ND <10	ND <0.5	None Detected<0.5
8/16/07q	STMW-5 (19.71)● Resurvey	15	2-15	8.64*	11.07	No sheen or odor	ND <50	ND <0.5	ND <0.5	ND <0.5	ND <0.5	ND <1	0.68	ND <10	ND <0.5	None Detected<0.5
8/16/07	STMW-6 (21.96)●	15	5-15	11.60*	10.36	Rainbow sheen No odor	1300	200	81	33	110	5	ND <2.5	ND <50	ND <2.5	1,2,4-Trimethylbenzene 40
8/16/07q	MW-2 (20.41)● Resurvey	11.50	5-11.50	9.06*	11.35	No sheen or odor	ND <50	ND <0.5	ND <0.5	ND <0.5	ND <0.5	ND <1	ND <0.5	ND <10	ND <0.5	Chloroform 2.3
8/16/07q	MW-3 (20.79)● Resurvey	12	5-12	8.92*	11.87	No sheen Petroleum odor	1500	15	ND <5	ND <5	ND <5	ND <10	140	ND <100	41	cis-1,2-Dichloroethene 440 Vinyl Chloride 150

TABLE 2 CONT'D
RECENT GROUNDWATER MONITORING DATA (feet)
AND ANALYTICAL RESULTS (µg/L)

TPHg – Total Petroleum Hydrocarbons as gasoline

MTBE – Methyl Tertiary Butyl Ether

GW Elev. – Groundwater Elevation

PCE – Tetrachloroethene

TCE – Trichloroethene

* Well screens are not submerged

● Mean Sea Level

q – Monitoring wells were monitored on 8/16/07 but was sampled on 8/19/07

BTEX – Benzene, Toluene, Ethylbenzene, Total Xylenes

VOCs – Volatile Organic Compounds

Perf. – Perforation

TBA – tert-Butanol

ND – Not Detected (Below Laboratory Detection Limit)

* Well screens are submerged

**TABLE 3
RECENT GROUNDWATER ANALYTICAL RESULTS**

Trihalomethanes (524.2), Residual Chlorine (330.5), e. Coli (9223) and Total Coliform (9225) Results

Date	Well No.	Trihalomethanes µg/L	Residual Chlorine mg/L	e. Coli	Total Coliform
3/15/07	STMW-5	Not Detected<0.5	Not Detected<0.1	Absent	Present
5/24/07		Not Detected<0.5	Not Detected<0.1	Absent	Present
8/16/07		Not Detected<0.5	Not Detected<0.1	Absent	Present
3/15/07	MW-2	2.98	Not Detected<0.1	Absent	Present
5/24/07		0.89	Not Detected<0.1	Present	Absent
8/16/07		1.2	0.4	Absent	Present
3/15/07	MW-3	None Detected<0.5	None Detected<0.1	Absent	Present
5/24/07		None Detected<0.5	None Detected<0.1	Absent	Present
8/16/07		None Detected<0.5	None Detected<0.1	Absent	Present

µg/L – Microgram per liter

mg/L – Milligram per liter

TABLE 4
SURFACE WATER SAMPLES FROM EL CERRITO CREEK
ANALYTICAL RESULTS IN MICROGRAM PER LITER (µg/L)

Date	Sample No./Description	TPHg	B	T	E	X	MTBE	PCE	TBA	TCE	VOCs EPA 8260B
8/03/89	C-1 ~20' up-stream from storm drain outlet	ND<50	NA	NA	NA	NA	NA	NA	NA	NA	Not Analyzed
12/08/89		ND<50	NA	NA	NA	NA	NA	NA	NA	NA	Not Analyzed
1/03/90		ND<50	NA	NA	NA	NA	NA	NA	NA	NA	Not Analyzed
1/15/90		ND<50	NA	NA	NA	NA	NA	NA	NA	NA	Not Analyzed
1/17/90		ND<50	NA	NA	NA	NA	NA	NA	NA	NA	Not Analyzed
2/02/90		ND<50	NA	NA	NA	NA	NA	NA	NA	NA	Not Analyzed
2/08/90		ND<50	NA	NA	NA	NA	NA	NA	NA	NA	Not Analyzed
2/19/90		ND<50	NA	NA	NA	NA	NA	NA	NA	NA	Not Analyzed
3/06/90		65	NA	NA	NA	NA	NA	NA	NA	NA	Not Analyzed
3/13/90		ND<50	NA	NA	NA	NA	NA	NA	NA	NA	Not Analyzed
4/06/90		ND<50	NA	NA	NA	NA	NA	NA	NA	NA	Not Analyzed
11/27/90		ND<50	NA	NA	NA	NA	NA	NA	NA	NA	Not Analyzed
12/18/90		ND<50	NA	NA	NA	NA	NA	NA	NA	NA	Not Analyzed
1/11/91		ND<50	NA	NA	NA	NA	NA	NA	NA	NA	Not Analyzed
2/06/91		ND<50	NA	NA	NA	NA	NA	NA	NA	NA	Not Analyzed
3/06/91		ND<50	NA	NA	NA	NA	NA	NA	NA	NA	Not Analyzed
3/29/91		ND<50	NA	NA	NA	NA	NA	NA	NA	NA	Not Analyzed
4/23/91		ND<50	NA	NA	NA	NA	NA	NA	NA	NA	Not Analyzed
1/01/92		ND<50	NA	NA	NA	NA	NA	NA	NA	NA	Not Analyzed
1/10/92		ND<50	NA	NA	NA	NA	NA	NA	NA	NA	Not Analyzed
2/21/92		ND<50	NA	NA	NA	NA	NA	NA	NA	NA	Not Analyzed
3/09/92		ND<50	NA	NA	NA	NA	NA	NA	NA	NA	Not Analyzed
3/20/92		ND<50	NA	NA	NA	NA	NA	NA	NA	NA	Not Analyzed
1/23/93		ND<50	ND<0.5	ND<0.5	ND<0.5	ND<0.5	NA	NA	NA	NA	Not Analyzed
2/29/96		130	0.9	ND<0.5	1.4	6.2	NA	ND<0.5	NA	ND<0.5	None Detected<0.5
6/07/96		ND<50	ND<0.5	ND<0.5	ND<0.5	ND<0.5	NA	ND<0.5	NA	ND<0.5	None Detected<0.5
11/04/96		NS	NS	NS	NS	NS	NS	NS	NS	NS	Not Sampled
1/12/99		ND<50	ND<0.5	ND<0.5	ND<0.5	ND<0.5	ND<0.5	ND<0.5	NA	ND<0.5	None Detected<0.5
12/11/06		ND<50	ND<0.5	ND<0.5	ND<0.5	ND<0.5	ND<1	ND<0.5	ND<10	ND<0.5	None Detected<0.5

ENVIRO SOIL TECH CONSULTANTS

TABLE 4 CONT'D
SURFACE WATER SAMPLES FROM EL CERRITO CREEK
ANALYTICAL RESULTS IN MICROGRAM PER LITER (µg/L)

Date	Sample No./Description	TPHg	B	T	E	X	MTBE	PCE	TBA	TCE	VOCs EPA 8260B
3/15/07	C-1 ~20' up-stream from storm drain outlet	ND<50	ND<0.5	ND<0.5	ND<0.5	ND<0.5	ND<1	ND<0.5	ND<10	ND<0.5	None Detected<0.5
5/24/07		ND<50	ND<0.5	ND<0.5	ND<0.5	ND<0.5	ND<1	ND<0.5	ND<10	ND<0.5	None Detected<0.5
8/16/07		ND<50	ND<0.5	ND<0.5	ND<0.5	ND<0.5	ND<1	ND<0.5	ND<10	ND<0.5	None Detected<0.5
8/03/089	C-2 storm drain outlet	470000	NA	NA	NA	NA	NA	NA	NA	NA	Not Analyzed
12/08/89		33000	NA	NA	NA	NA	NA	NA	NA	NA	Not Analyzed
1/03/90		99000	NA	NA	NA	NA	NA	NA	NA	NA	Not Analyzed
1/15/90		16000	NA	NA	NA	NA	NA	NA	NA	NA	Not Analyzed
1/17/90		15000	NA	NA	NA	NA	NA	NA	NA	NA	Not Analyzed
2/02/90		16000	NA	NA	NA	NA	NA	NA	NA	NA	Not Analyzed
2/08/90		7000	NA	NA	NA	NA	NA	NA	NA	NA	Not Analyzed
2/19/90		26000	NA	NA	NA	NA	NA	NA	NA	NA	Not Analyzed
3/06/90		30000	NA	NA	NA	NA	NA	NA	NA	NA	Not Analyzed
3/13/90		30000	NA	NA	NA	NA	NA	NA	NA	NA	Not Analyzed
4/06/90		42000	NA	NA	NA	NA	NA	NA	NA	NA	Not Analyzed
11/27/90		160000	NA	NA	NA	NA	NA	NA	NA	NA	Not Analyzed
12/18/90		33000	NA	NA	NA	NA	NA	NA	NA	NA	Not Analyzed
1/11/91		14000	NA	NA	NA	NA	NA	NA	NA	NA	Not Analyzed
2/06/91		11000	NA	NA	NA	NA	NA	NA	NA	NA	Not Analyzed
3/06/91		55000	NA	NA	NA	NA	NA	NA	NA	NA	Not Analyzed
3/29/91		31000	NA	NA	NA	NA	NA	NA	NA	NA	Not Analyzed
4/23/91		28000	NA	NA	NA	NA	NA	NA	NA	NA	Not Analyzed
1/01/92		3300	NA	NA	NA	NA	NA	NA	NA	NA	Not Analyzed
1/10/92		20000	NA	NA	NA	NA	NA	NA	NA	NA	Not Analyzed
2/21/92		8900	NA	NA	NA	NA	NA	NA	NA	NA	Not Analyzed
3/09/92		2100	NA	NA	NA	NA	NA	NA	NA	NA	Not Analyzed
3/20/92		650	NA	NA	NA	NA	NA	NA	NA	NA	Not Analyzed
1/23/93		450	1.6	3.1	4.2	17	NA	NA	NA	NA	Not Analyzed
2/29/96		2700	7.2	3.3	5.8	13	NA	ND<0.5	NA	ND<0.5	None Detected<0.5
6/07/96		ND<50	ND<0.5	ND<0.5	ND<0.5	ND<0.5	NA	63	NA	69	Chloroform 19
11/04/96*		1300	7.8	1.7	11	14	ND<0.5	ND<0.5	NA	ND<0.5	None Detected<0.5
1/12/99		ND<50	ND<0.5	ND<0.5	ND<0.5	ND<0.5	ND<0.5	ND<0.5	NA	ND<0.5	None Detected<0.5

ENVIRO SOIL TECH CONSULTANTS

TABLE 4 CONT'D
SURFACE WATER SAMPLES FROM EL CERRITO CREEK
ANALYTICAL RESULTS IN MICROGRAM PER LITER (µg/L)

Date	Sample No./Description	TPHg	B	T	E	X	MTBE	PCE	TBA	TCE	VOCs EPA 8260B
12/11/06	C-2 storm drain outlet	ND<50	ND<0.5	ND<0.5	ND<0.5	ND<0.5	ND<1	ND<0.5	ND<10	ND<0.5	Chloroform 0.97
3/15/07		ND<50	ND<0.5	ND<0.5	ND<0.5	ND<0.5	ND<1	ND<0.5	ND<10	ND<0.5	None Detected<0.5
5/24/07		ND<50	ND<0.5	ND<0.5	ND<0.5	ND<0.5	ND<1	ND<0.5	ND<10	ND<0.5	None Detected<0.5
8/16/07		ND<50	ND<0.5	ND<0.5	ND<0.5	ND<0.5	ND<1	ND<0.5	ND<10	ND<0.5	None Detected<0.5
8/03/089	C-3 confluence of the storm drain flow and El Cerrito Creek	NS	NS	NS	NS	NS	NS	NS	NS	NS	Not Sampled
12/08/89		ND<50	NA	NA	NA	NA	NA	NA	NA	NA	Not Analyzed
1/03/90		900	NA	NA	NA	NA	NA	NA	NA	NA	Not Analyzed
1/15/90		840	NA	NA	NA	NA	NA	NA	NA	NA	Not Analyzed
1/17/90		ND<50	NA	NA	NA	NA	NA	NA	NA	NA	Not Analyzed
2/02/90		60	NA	NA	NA	NA	NA	NA	NA	NA	Not Analyzed
2/08/90		100	NA	NA	NA	NA	NA	NA	NA	NA	Not Analyzed
2/19/90		30	NA	NA	NA	NA	NA	NA	NA	NA	Not Analyzed
3/06/90		600	NA	NA	NA	NA	NA	NA	NA	NA	Not Analyzed
3/13/90		360	NA	NA	NA	NA	NA	NA	NA	NA	Not Analyzed
4/06/90		3000	NA	NA	NA	NA	NA	NA	NA	NA	Not Analyzed
11/27/90		4400	NA	NA	NA	NA	NA	NA	NA	NA	Not Analyzed
12/18/90		66	NA	NA	NA	NA	NA	NA	NA	NA	Not Analyzed
1/11/91		ND<50	NA	NA	NA	NA	NA	NA	NA	NA	Not Analyzed
2/06/91		1100	NA	NA	NA	NA	NA	NA	NA	NA	Not Analyzed
3/06/91		ND<50	NA	NA	NA	NA	NA	NA	NA	NA	Not Analyzed
3/29/91		ND<50	NA	NA	NA	NA	NA	NA	NA	NA	Not Analyzed
4/23/91		/ND<50	NA	NA	NA	NA	NA	NA	NA	NA	Not Analyzed
1/01/92		ND<50	NA	NA	NA	NA	NA	NA	NA	NA	Not Analyzed
1/10/92		830	NA	NA	NA	NA	NA	NA	NA	NA	Not Analyzed
2/21/92		ND<50	NA	NA	NA	NA	NA	NA	NA	NA	Not Analyzed
3/09/92		ND<50	NA	NA	NA	NA	NA	NA	NA	NA	Not Analyzed
3/20/92		ND<50	NA	NA	NA	NA	NA	NA	NA	NA	Not Analyzed
12/14/92		280	NA	NA	NA	NA	NA	NA	NA	NA	Not Analyzed
1/23/93		190	0.8	2.6	3.6	9.5	NA	NA	NA	NA	Not Analyzed
2/29/96		ND<50	ND<0.5	ND<0.5	ND<0.5	ND<0.5	NA	ND<0.5	NA	ND<0.5	None Detected<0.5
6/07/96		ND<50	ND<0.5	ND<0.5	ND<0.5	ND<0.5	NA	ND<0.5	NA	ND<0.5	None Detected<0.5
11/04/96		NS	NS	NS	NS	NS	NS	NS	NS	NS	Not Sampled

ENVIRO SOIL TECH CONSULTANTS

TABLE 4 CONT'D
SURFACE WATER SAMPLES FROM EL CERRITO CREEK
ANALYTICAL RESULTS IN MICROGRAM PER LITER (µg/L)

Date	Sample No./Description	TPHg	B	T	E	X	MTBE	PCE	TBA	TCE	VOCs EPA 8260B
1/12/99	C-3 confluence of the storm drain flow and El Cerrito Creek	NS	NS	NS	NS	NS	NS	NS	NS	NS	Not Sampled
12/11/06		ND<50	ND<0.5	ND<0.5	ND<0.5	ND<0.5	ND<1	ND<0.5	ND<10	ND<0.5	None Detected<0.5
3/15/07		ND<50	ND<0.5	ND<0.5	ND<0.5	ND<0.5	ND<1	ND<0.5	ND<10	ND<0.5	None Detected<0.5
5/24/07		ND<50	ND<0.5	ND<0.5	ND<0.5	ND<0.5	ND<1	ND<0.5	ND<10	ND<0.5	None Detected<0.5
8/16/07		ND<50	ND<0.5	ND<0.5	ND<0.5	ND<0.5	ND<1	ND<0.5	ND<10	ND<0.5	None Detected<0.5
8/03/89	C-4 50' down-stream from the storm drain	2700	NA	NA	NA	NA	NA	NA	NA	NA	Not Analyzed
12/08/89		ND<50	NA	NA	NA	NA	NA	NA	NA	NA	Not Analyzed
1/03/90		800	NA	NA	NA	NA	NA	NA	NA	NA	Not Analyzed
1/15/90		160	NA	NA	NA	NA	NA	NA	NA	NA	Not Analyzed
1/17/90		ND<50	NA	NA	NA	NA	NA	NA	NA	NA	Not Analyzed
2/02/90		130	NA	NA	NA	NA	NA	NA	NA	NA	Not Analyzed
2/08/90		140	NA	NA	NA	NA	NA	NA	NA	NA	Not Analyzed
2/19/90		200	NA	NA	NA	NA	NA	NA	NA	NA	Not Analyzed
3/06/90		120	NA	NA	NA	NA	NA	NA	NA	NA	Not Analyzed
3/13/90		100	NA	NA	NA	NA	NA	NA	NA	NA	Not Analyzed
4/06/90		400	NA	NA	NA	NA	NA	NA	NA	NA	Not Analyzed
11/27/90		55	NA	NA	NA	NA	NA	NA	NA	NA	Not Analyzed
12/18/90		ND<50	NA	NA	NA	NA	NA	NA	NA	NA	Not Analyzed
1/11/91		ND<50	NA	NA	NA	NA	NA	NA	NA	NA	Not Analyzed
2/06/91		ND<50	NA	NA	NA	NA	NA	NA	NA	NA	Not Analyzed
3/06/91		120	NA	NA	NA	NA	NA	NA	NA	NA	Not Analyzed
3/29/91		57	NA	NA	NA	NA	NA	NA	NA	NA	Not Analyzed
4/23/91		86	NA	NA	NA	NA	NA	NA	NA	NA	Not Analyzed
1/01/92		NS	NS	NS	NS	NS	NS	NS	NS	NS	Not Sampled
1/10/92		NS	NS	NS	NS	NS	NS	NS	NS	NS	Not Sampled
2/21/92		NS	NS	NS	NS	NS	NS	NS	NS	NS	Not Sampled
3/09/92		NS	NS	NS	NS	NS	NS	NS	NS	NS	Not Sampled
3/20/92		NS	NS	NS	NS	NS	NS	NS	NS	NS	Not Sampled
1/23/93		57	ND<0.5	ND<0.5	1.4	3.6	NA	NA	NA	NA	Not Analyzed

**TABLE 4 CONT'D
SURFACE WATER SAMPLES FROM EL CERRITO CREEK
ANALYTICAL RESULTS IN MICROGRAM PER LITER (µg/L)**

Date	Sample No./Description	TPHg	B	T	E	X	MTBE	PCE	TBA	TCE	VOCs EPA 8260B
2/29/96	C-4 50' down-stream from the storm drain	ND<50	ND<0.5	ND<0.5	ND<0.5	ND<0.5	NA	ND<0.5	NA	ND<0.5	None Detected<0.5
6/07/96		ND<50	ND<0.5	ND<0.5	ND<0.5	ND<0.5	NA	ND<0.5	NA	ND<0.5	None Detected<0.5
11/04/96*		ND<50	ND<0.5	ND<0.5	ND<0.5	ND<0.5	ND<0.5	ND<0.5	NA	ND<0.5	None Detected<0.5
1/12/99		NS	NS	NS	NS	NS	NS	NS	NS	NS	Not Sampled
12/11/06		ND<50	ND<0.5	ND<0.5	ND<0.5	ND<0.5	ND<1	ND<0.5	ND<10	ND<0.5	None Detected<0.5
3/15/07		ND<50	ND<0.5	ND<0.5	ND<0.5	ND<0.5	ND<1	ND<0.5	ND<10	ND<0.5	None Detected<0.5
5/24/07		ND<50	ND<0.5	ND<0.5	ND<0.5	ND<0.5	ND<1	ND<0.5	ND<10	ND<0.5	None Detected<0.5
8/16/07		ND<50	ND<0.5	ND<0.5	ND<0.5	ND<0.5	ND<1	ND<0.5	ND<10	ND<0.5	None Detected<0.5

TPHg – Total Petroleum Hydrocarbon as gasoline

MTBE – Methyl Tertiary Butyl Ether

TBA – tert-Butanol

VOCs – Volatile Organic Compounds

NS – Not Sampled

* C-2 was also labeled as W-1 in sample date 11/04/96

BTEX – Benzene, Toluene, Ethylbenzene, Total Xylenes

PCE – Tetrachloroethene

TCE – Trichloroethene

NA – Not Analyzed

ND – Not Detected (Below Laboratory Detection Limit)

▪ C-4 was also labeled as W-2 in sample date 11/04/96

**TABLE 5
SUMMARY OF MONITORING WELLS DATA
IN FEET**

Well No.	Well Diameter (inch)	Depth of Well	Depth of Perforation	Depth of Blank	Depth of Cement	Depth of Bentonite	Depth of Sand
STMW-1	2	14	4-14	0-4	0-2½	2½-3	3-14
STMW-2	2	14	4-14	0-4	0-2½	2½-3	3-14
STMW-3	2	15	2½-15	0-2½	0-1½	1½-2	2-15
STMW-4	2	15	2-15	0-2	0-1	1-½	1½-15
STMW-5	2	15	2-15	0-2	0-1	1-½	1½-15
STMW-6	2	15	5-15	0-5	0-3	3-4	4-15
MW-2	2	11½	5-11½	0-5	0-2	2-3	3-11½
MW-3	2	12	5-12	0-5	0-3	3-4	4-12

**TABLE 6
SUMMARY OF SOIL SAMPLES ANALYTICAL RESULTS**

Date	Sample #	Depth feet	TPHg mg/Kg	B µg/Kg	T µg/Kg	E µg/Kg	X µg/Kg	MTBE µg/Kg	PCE µg/Kg	TBA µg/Kg	TCE µg/Kg	VOCs by EPA 8260 µg/Kg
8/08/07	STMW-6-5	5	58	3400	ND <500	ND <500	5100	ND <500	ND <500	ND <4000	ND <500	Acrylonitrile 1300
	STMW-6-10	10	1700	4600	32000	11000	60000	ND <2500	ND <2500	ND <20000	ND <2500	1,2,4-Trimethylbenzene 29000 1,3,5-Trimethylbenzene 11000 Acrylonitrile 3800 n-Propylbenzene 6300 Naphthalene 2800 tert-Butylbenzene 3000
	STMW-6-15	15	5.5	69	79	75	170	14	ND <5	ND <40	ND <5	1,2,4-Trimethylbenzene 170 Isopropylbenzene 8 n-Butylbenzene 16 n-Propylbenzene 35 Naphthalene 7.2

TPHg – Total Petroleum Hydrocarbons as gasoline

MTBE – Methyl Tertiary Butyl Ether

TBA – tert-Butanol

VOCs – Volatile Organic Compounds

mg/Kg – Milligrams Per Kilogram

BTEX - Benzene, Toluene, Ethylbenzene, Total Xylenes

PCE – Tetrachloroethene

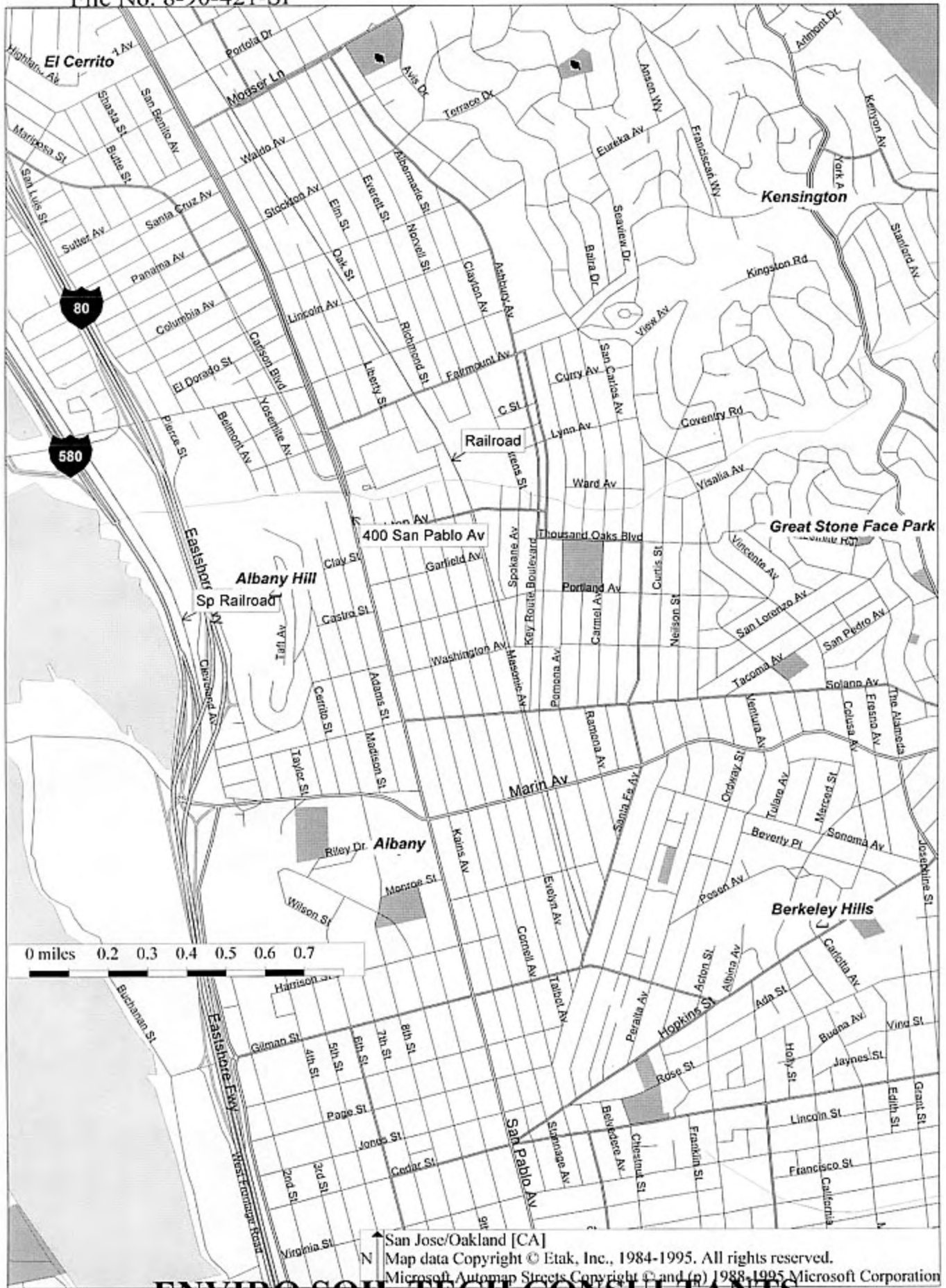
TCE – Trichloroethene

µg/Kg – Micrograms Per Kilogram

ND – Not Detected (below laboratory detection limit)

A P P E N D I X "B"

FIGURES

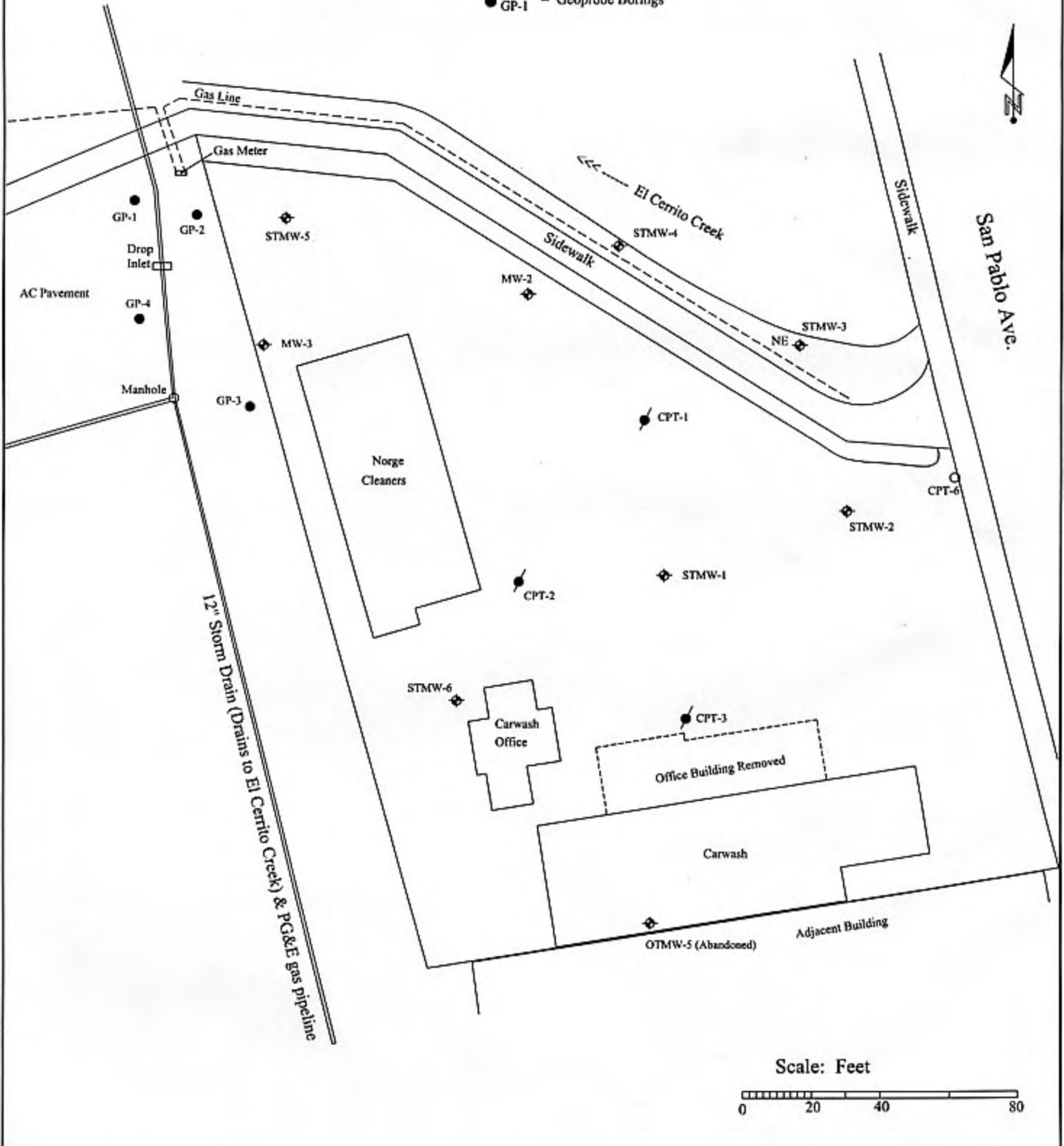


ENVIRO SOIL TECH CONSULTANTS

Figure 1

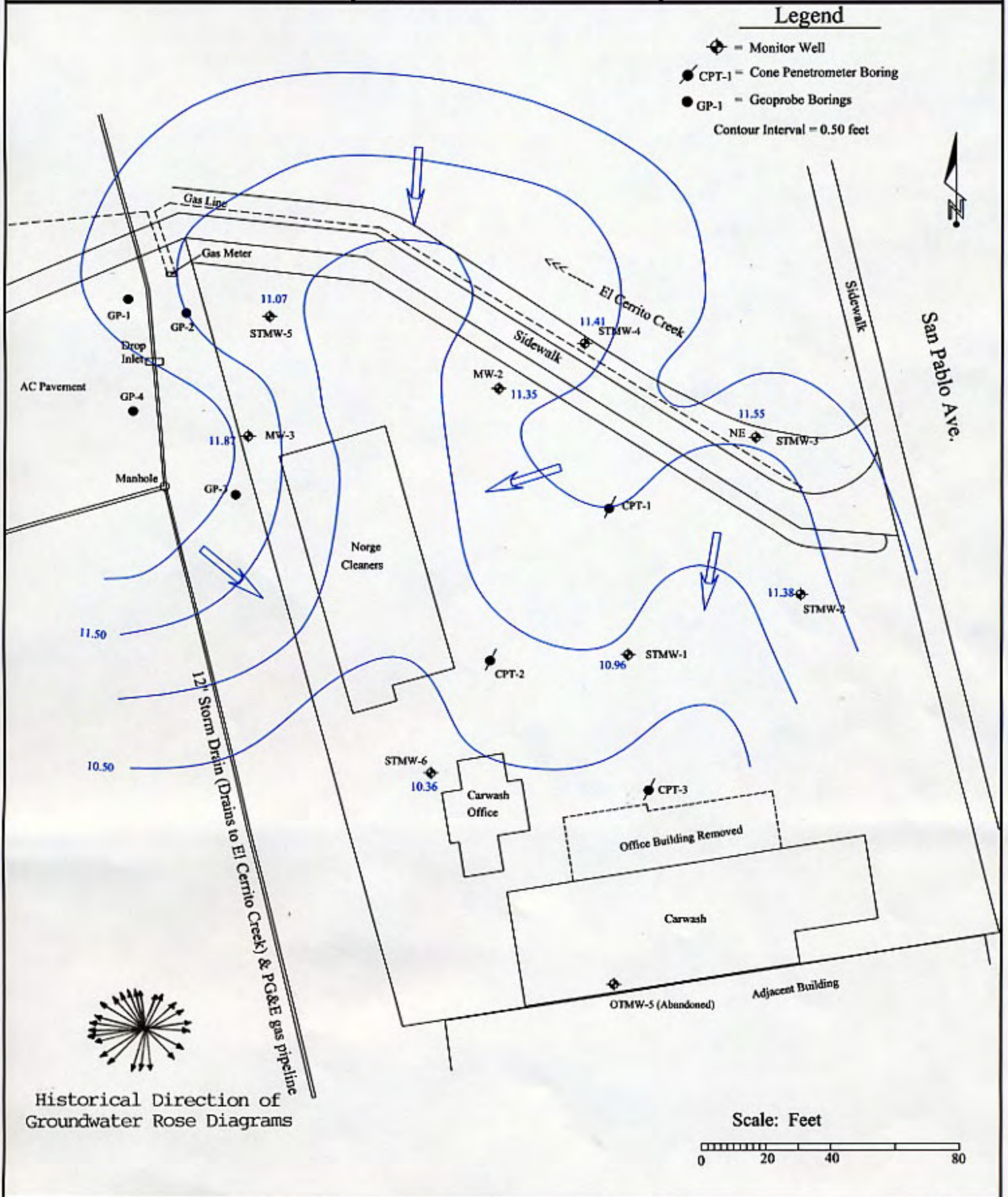
Legend

- ◆ = Monitor Well
- = Cone Penetrometer Boring
- = Geoprobe Borings



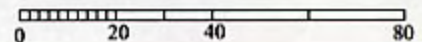
Legend

- ◆ = Monitor Well
 - = CPT-1 = Cone Penetrometer Boring
 - = GP-1 = Geoprobe Borings
- Contour Interval = 0.50 feet



Historical Direction of
Groundwater Rose Diagrams

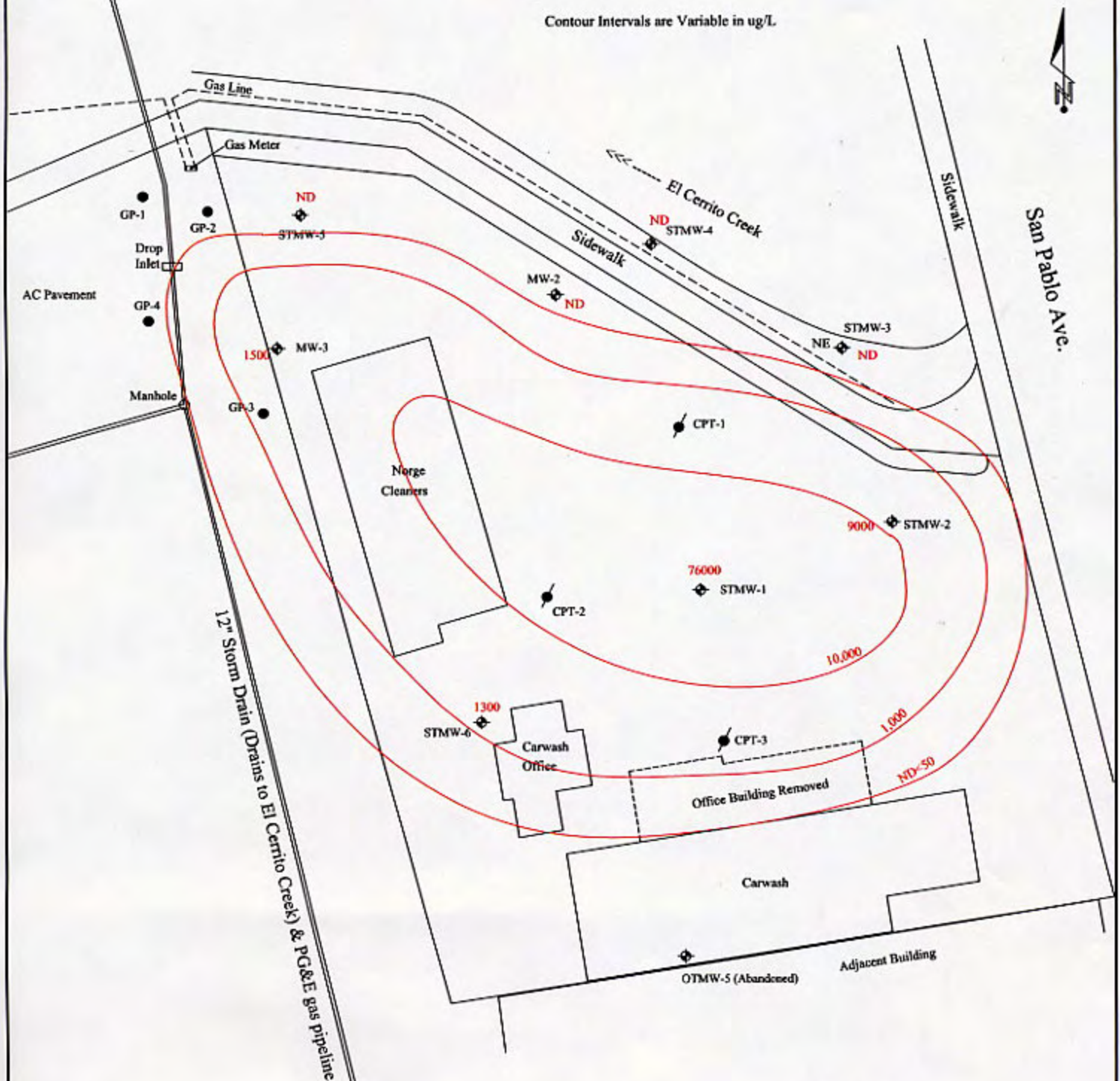
Scale: Feet




Legend

- ◆ = Monitor Well
- = CPT-1 = Cone Penetrometer Boring
- = GP-1 = Geoprobe Borings

Contour Intervals are Variable in ug/L



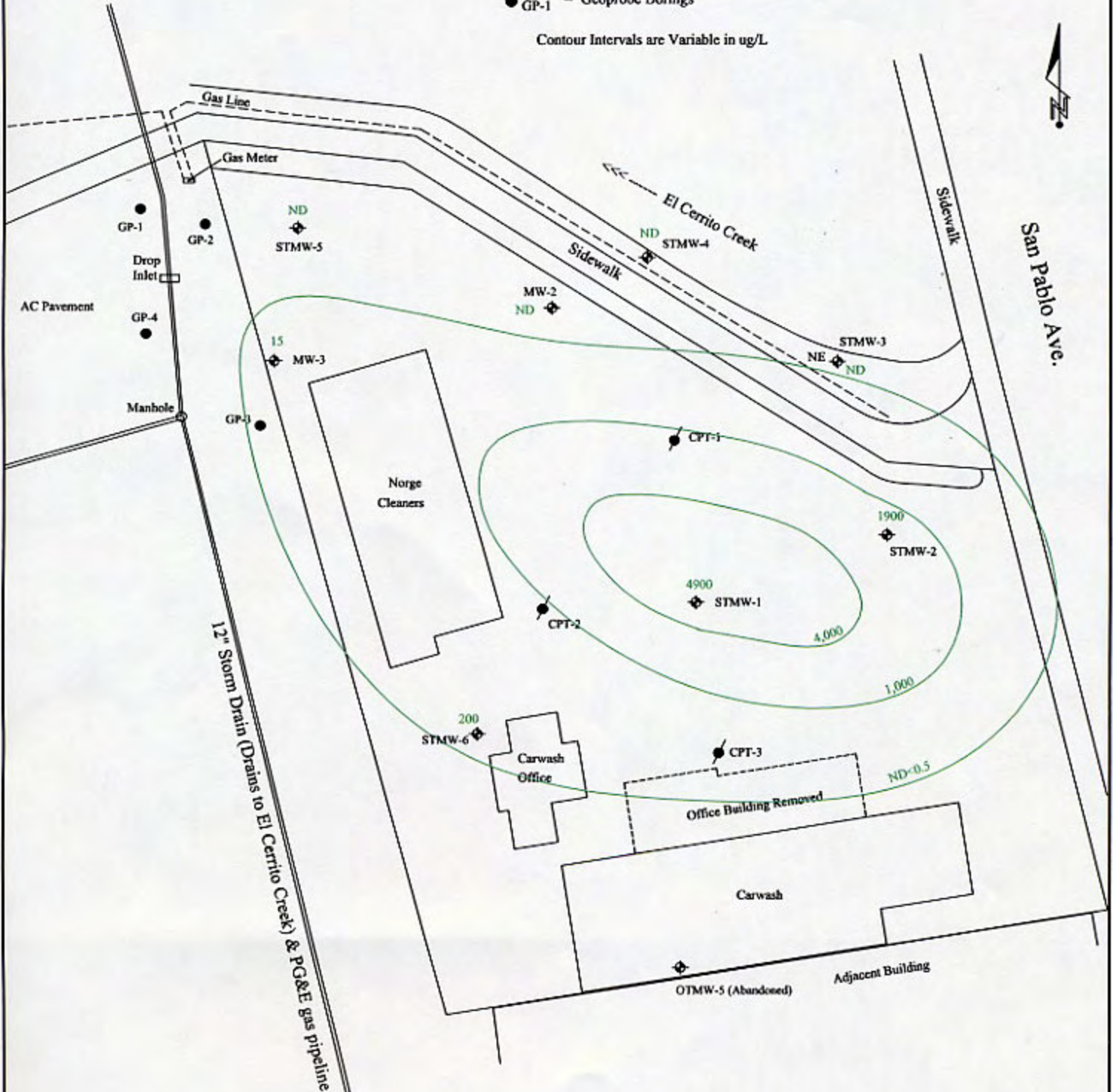
Scale: Feet



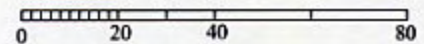
Legend

- ◆ = Monitor Well
- CPT-1 = Cone Penetrometer Boring
- GP-1 = Geoprobe Borings

Contour Intervals are Variable in ug/L



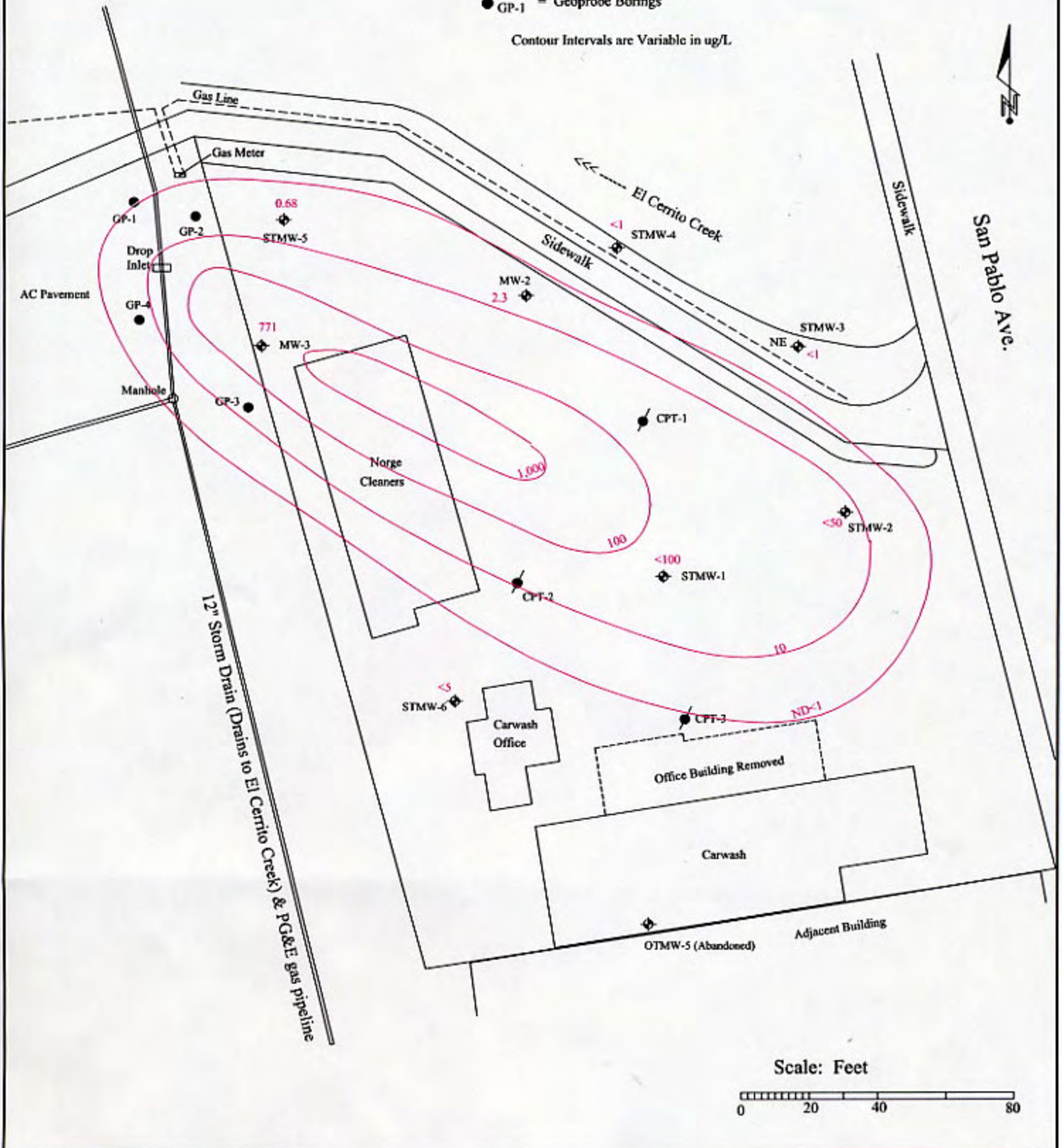
Scale: Feet



Legend

- ◆ = Monitor Well
- CPT-1 = Cone Penetrometer Boring
- GP-1 = Geoprobe Borings

Contour Intervals are Variable in ug/L.



A P P E N D I X "C"

STANDARD OPERATION PROCEDURES

ENVIRO SOIL TECH CONSULTANTS

DRILLING AND SOIL SAMPLING PROCEDURE

A direct push technology (Geoprobe) tool with hollow-stem auger was used in drilling the soil borings to the desired depths.

Prior to drilling, all drilling equipment was thoroughly steam-cleaned to minimize the possibility of cross-contamination and/or vertical migration of possible contaminants.

In addition, sampling equipment was washed between samples with Tri-sodium Phosphate (TSP) solution or an equivalent EPA-approved detergent followed by a rinse in distilled water.

During the drilling operation, undisturbed soil samples were taken from the required depth by forcing a 2-inch sampler lined with polyethylene or brass tubes driven into undisturbed sediments at the bottom of the borehole by means of hydraulic push technologies.

The selected sampling tubes were immediately trimmed, the ends covered tightly with aluminum foil and plastic caps, sealed with tape labeled, placed in a plastic bag and stored in a cold ice chest in order to minimize the escape of any volatile present in the samples. Soil samples were sent to a state-certified hazardous waste laboratory for analysis accompanied by a chain-of-custody record.

Soil samples collected at each sampling interval were inspected for any possible contamination (odor or peculiar colors). Soil vapor concentrations were measured in the field by using a Photoionization Detector (PID), Photovac Tip Air Analyzer. The soil sample was sealed in a Zip-Loc plastic bag and placed in the sun to enhance volatilization of the hydrocarbons from the sample. The purpose of this field analysis is to qualitatively determine the presence or absence of hydrocarbons and to establish which soil samples were analyzed at the laboratory. The data was recorded on the drilling log at the depth corresponding to the sampling point.

Other soil samples may be collected to document the stratigraphy and estimate relative permeability of the subsurface materials.

Soil tailings that are obtained during drilling were stored at the site, pending the analytical test results to determine proper disposal.

MONITORING WELL INSTALLATION

The boreholes for the monitoring wells were hand augered to the depth of 5-feet in order to detect any underground buried lines with a diameter of at least two inches larger than the casing outside diameter (O.D.).

The monitoring wells were cased with threaded, factory-perforated and blank, schedule 40 PVC. The perforated interval consisted of slotted casing, generally 0.010 to 0.040 inch wide by 1.5-inch long slot size, with 42 slots per foot (slots which match formation grain size as determined by field grain-size distribution analysis). A PVC cap was fastened to the bottom of the casing (no solvents, adhesive, or cements were used), the well casing was thoroughly washed and steam-cleaned.

After setting the casing inside the borehole, kiln-dried sand or gravel-filter material was poured into the annular space to fill from the bottom of the boring to two feet above the perforated interval. Half-a-foot to two feet thick bentonite plug was placed above this filter material to prevent grout from infiltrating down into the filter material. Approximately one to two gallons of distilled water was added to hydrate the bentonite pellets. Then the well was sealed from the top of the bentonite seal to the surface with concrete or neat cement containing about 5% bentonite (see Well Construction Detail).

To protect the well from vandalism and surface water contamination, Christy box with a special type of Allen screw was installed around the wellhead, (for wells in parking lots, driveways and building areas). Steel stove pipes with padlocks were usually set over wellheads in landscaped areas.

In general, groundwater monitoring wells extend to the base of the upper aquifer, as defined by the consistent (less than 5 feet thick) clay layer below the upper aquifer, or at least 10 to 15 feet below the top of the upper aquifer, whichever is shallower. The wells do not extend through the laterally extensive clay layer below the upper aquifer. The wells are terminated one to two feet into such a clay layer.

WELL DEVELOPMENT

For all newly installed groundwater monitoring wells, the well casing, filter pack and adjacent formations were cleared of disturbed sediment and water.

Well development techniques including pumping, bailing, surging, swabbing, jetting, flushing or air lifting by using a stainless steel or Teflon bailer, a submersible stainless steel pump, or air lift pump. The well development was continued until the discharged water appeared to be relatively free of all turbidity.

All water and sediment generated by well development was collected in 55-gallon steel drums (Department of Transportation approved), closed head (17-H) for temporarily storage, and then was disposed of properly, depending on analytical results.

To assure that cross-contamination did not occur between wells, all well development tools were steam-cleaned or thoroughly washed in a Trisodium Phosphate (TSP) solution followed by a rinse in distilled water before each well development.

GROUNDWATER SAMPLING

Prior to collection of groundwater samples, all of the sampling equipment (i.e. bailer, cables, bladder pump, discharge lines and etc...) was cleaned by pumping TSP water solution followed by distilled water.

Prior to purging, the well “Water Sampling Field Survey Forms” was filled out (depth to water and total depth of water column will be measured and recorded). The well then was bailed or pumped to remove four to ten well volumes or until the discharged water temperature, conductivity and pH stabilized. “Stabilized” is defined as three consecutive readings within 15% of one another.

The groundwater sample was collected when the water level in the well recovered to 80% of its static level.

Liter amber glass bottles and forty milliliter (ml.) glass volatile organic analysis (VOA) vials with Teflon septa were used as sample containers. The groundwater sample was decanted into each glass bottle and VOA vial in such a manner that there was a meniscus at the top. The cap quickly was placed over the top of the vial and securely tightened. The VOA vial was then be inverted and tapped to see if air bubbles are present. If none is present, then the sample was labeled and refrigerated for delivery under chain-of-custody to the laboratory. The label information has included a sample identification number, job identification number, date, time, type of analysis requested and the sampler’s name.

A P P E N D I X "D"

BORING LOGS

ENVIRO SOIL TECH CONSULTANTS

BORING LOCATION	400 San Pablo Avenue, Albany, CA		GROUND SURFACE ELEVATION: TOP OF WELL CASING ELEVATION:	
DRILLING AGENCY	Vironex, Inc.	DRILLER	John McAssey	
DRILLING EQUIPMENT	Geoprobe		COMPLETION DEPTH (ft)	15 feet
DRILLING METHOD	Direct push hollow-stem auger	DRILL BIT	HAMMER	SAMPLER 2" polyethylene
SIZE AND TYPE OF CASING	2-inch PVC Schedule 40		NUMBER OF SAMPLES	BULK: 3 DRIVE:
TYPE OF PERFORMANCE	0.020-inch Slotted PVC Schedule 40	FROM 5 feet TO 10 feet	WATER FIRST DEPTH	COMPL.: 24 hrs.
SIZE AND TYPE OF PACK	#2/12 Sand	FROM 4 feet TO 15 feet	LOGGED BY	Frank Hamedi
			CHECKED BY	Lawrence Koo

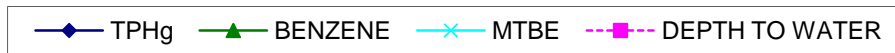
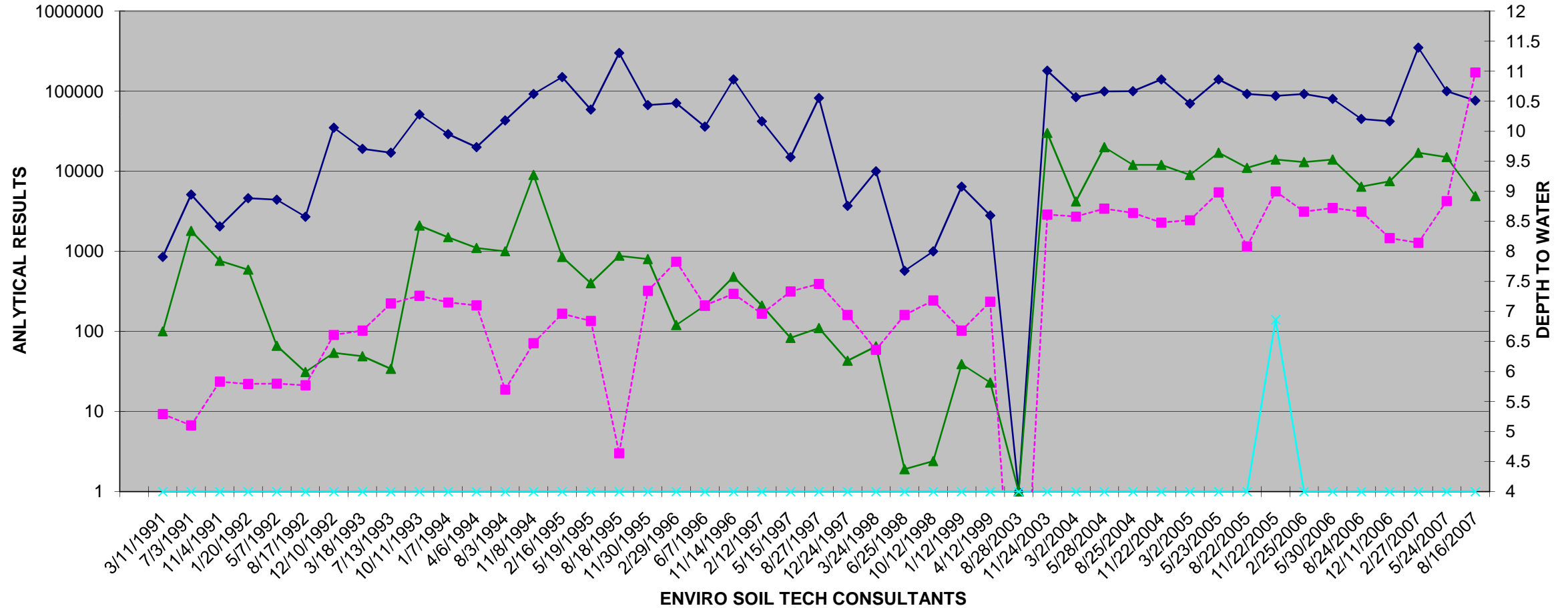
DEPTH (feet)	MATERIAL DESCRIPTION	USCS	SOIL GRAPHIC	WELL GRAPHIC	PID, ppm	WATER LEVEL	DEPTH (feet)	SAMPLES			INDEX PROPERTIES		
								NUMBER TYPE	POCKET PEN, 15'	BLOWS/foot	MOISTURE CONTENT (%)	DRY DENSITY (pcf)	UNCONFINED COMPRESSIVE STRENGTH (psf)
0	6 to 8-inch Concrete.						0						
	8-inch gray Baserock.												
	Dark gray sandy silty Clay with small size gravel, moist, stiff.	CL-ML											
5	Very dark brown to black silty Clay (medium to high PI), moist, stiff, petroleum odor.	CL-CH			110ppm		5	6-5					
10	Very dark gray silty Clay (high PI), moist, stiff, strong petroleum odor.	CH			2000ppm		10	6-10					
15	Very dark gray silty Clay (high PI), moist, stiff.	CH			15ppm		15	6-15					
20							20						
25							25						
30							30						
35							35						

LOG OF BORING STMW-6

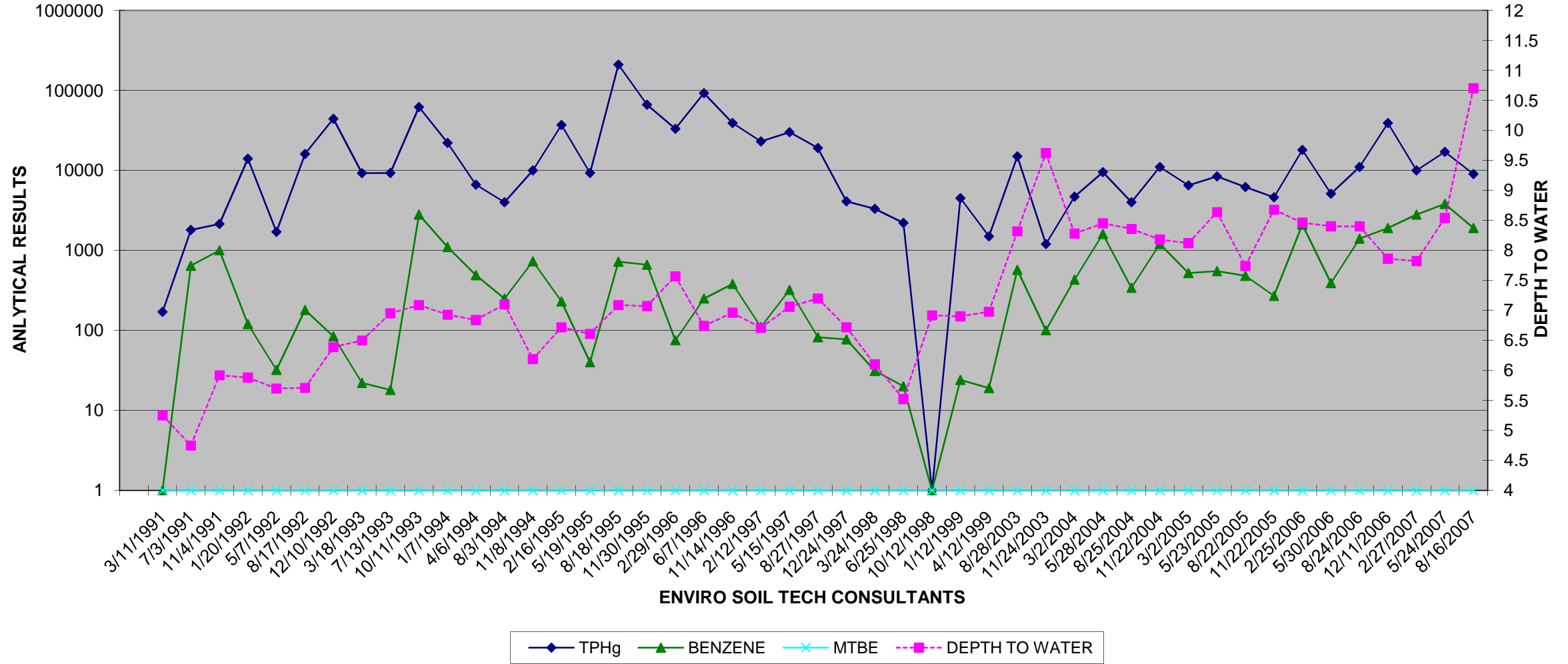
A P P E N D I X "E"

HYDROGRAPHS

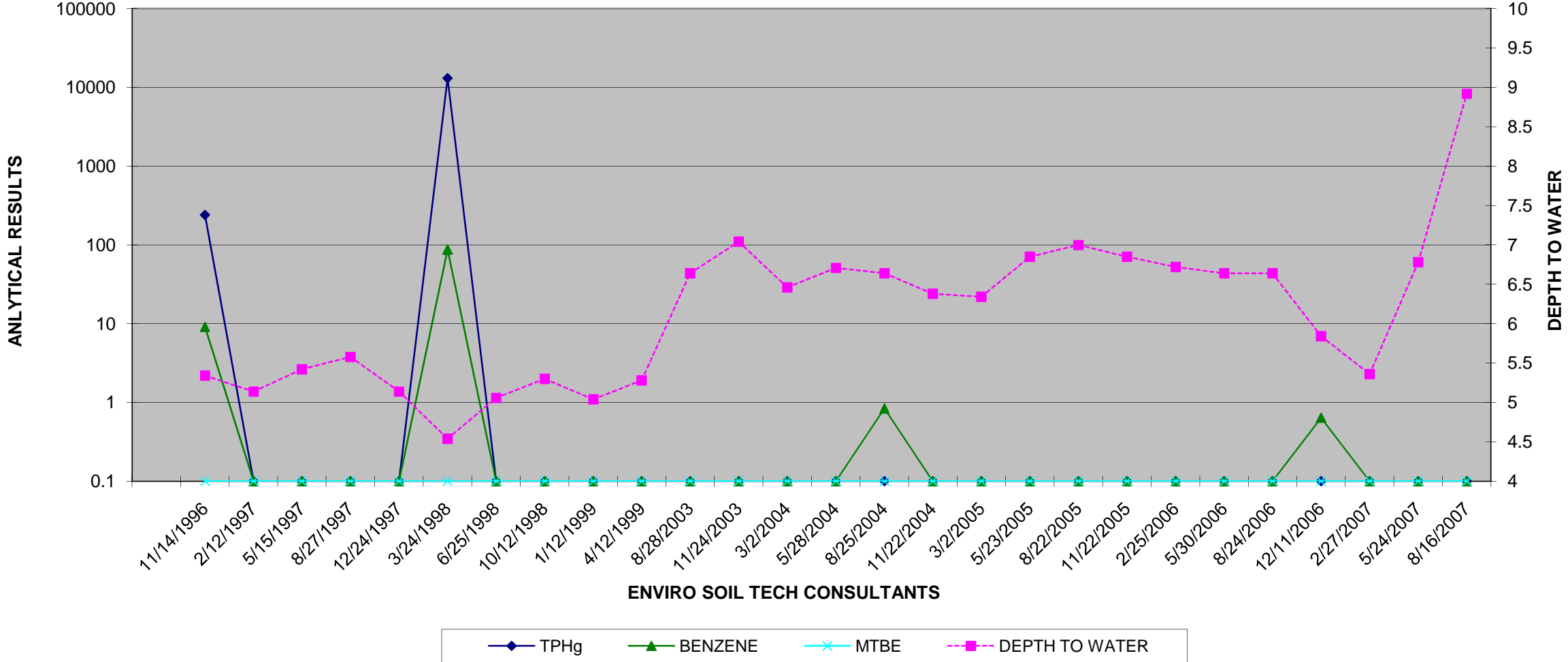
File No.: 8-90-421-SI
TPHg, BENZENE & MTBE FOR STMW-1 (µg/L)
AND DEPTH TO WATER MEASUREMENT (Feet)



File No.: 8-90-421-SI
TPHg, BENZENE & MTBE FOR STMW-2 (µg/L)
AND DEPTH TO WATER MEASUREMENT (Feet)



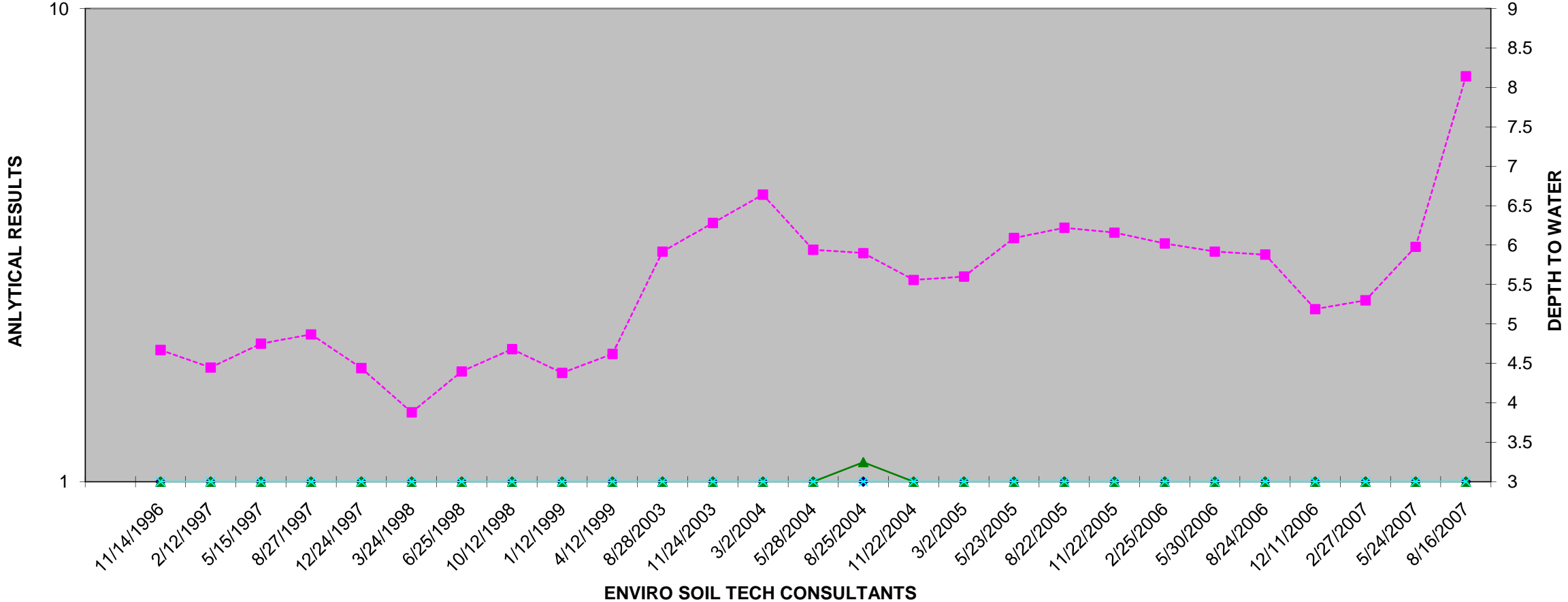
File No.: 8-90-421-SI
TPHg, BENZENE & MTBE FOR STMW-3 ($\mu\text{g/L}$)
AND DEPTH TO WATER MEASUREMENT (Feet)



ENVIRO SOIL TECH CONSULTANTS



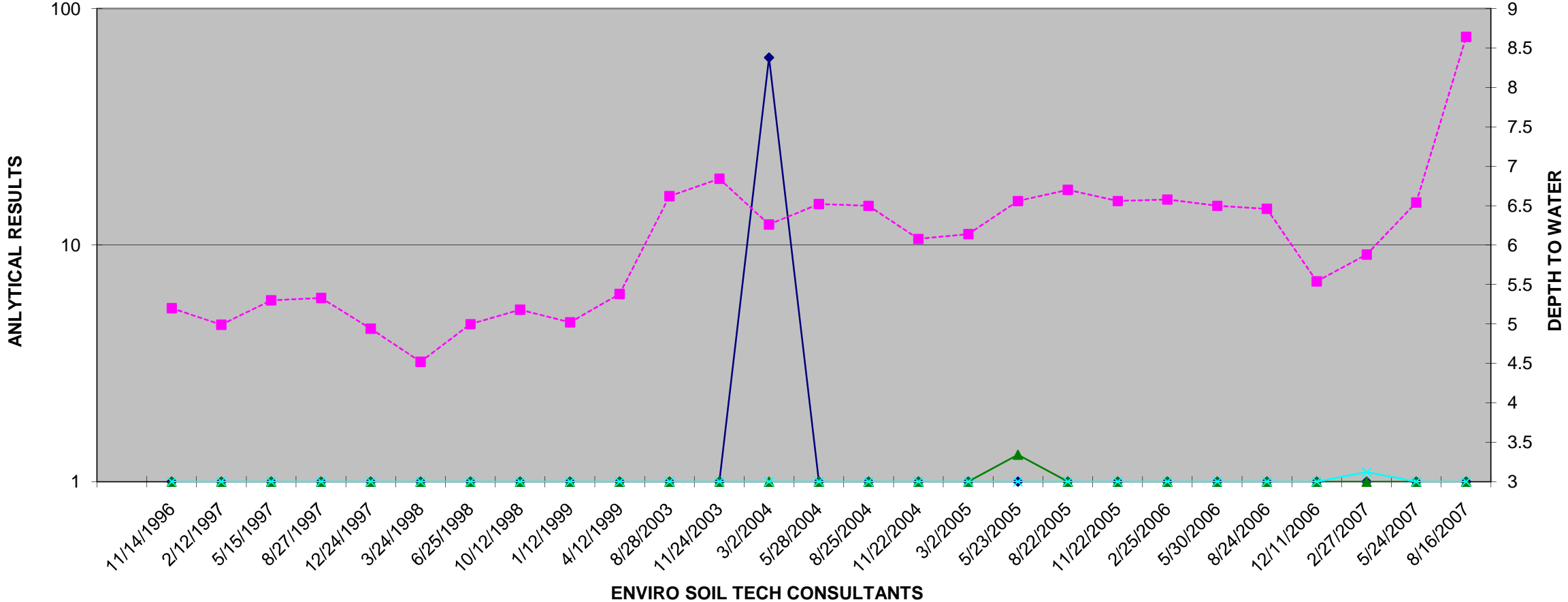
File No.: 8-90-421-SI
TPHg, BENZENE & MTBE FOR STMW-4 ($\mu\text{g/L}$)
AND DEPTH TO WATER MEASUREMENT (Feet)



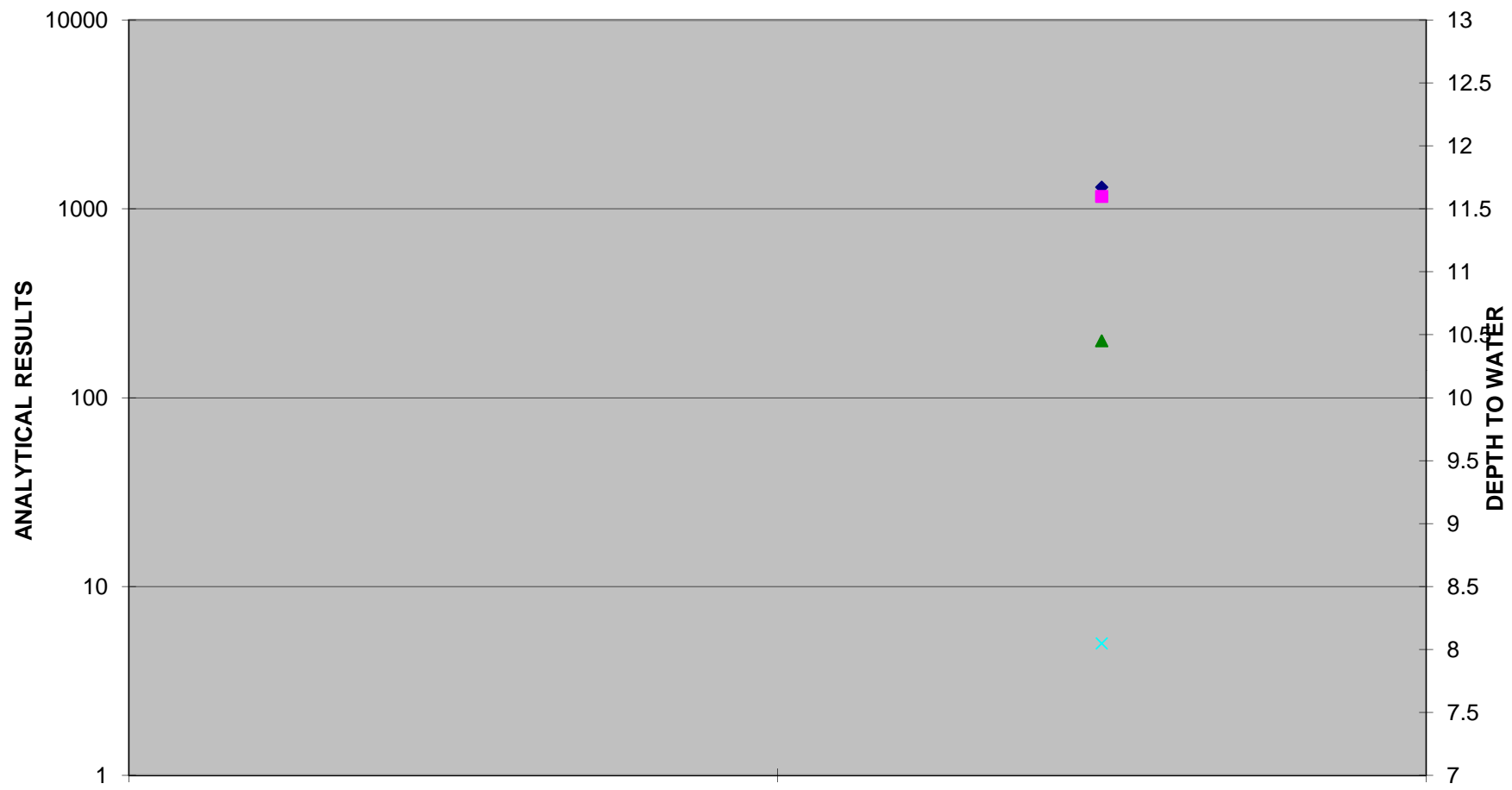
ENVIRO SOIL TECH CONSULTANTS



File No.: 8-90-421-SI
TPHg, BENZENE & MTBE FOR STMW-5 (µg/L)
AND DEPTH TO WATER MEASUREMENT (Feet)



File No.: 8-90-421-SI
TPHg, BENZENE & MTBE RESULTS FOR STMW-6 ($\mu\text{g/L}$)
AND DEPTH TO WATER MEASUREMENT (feet)

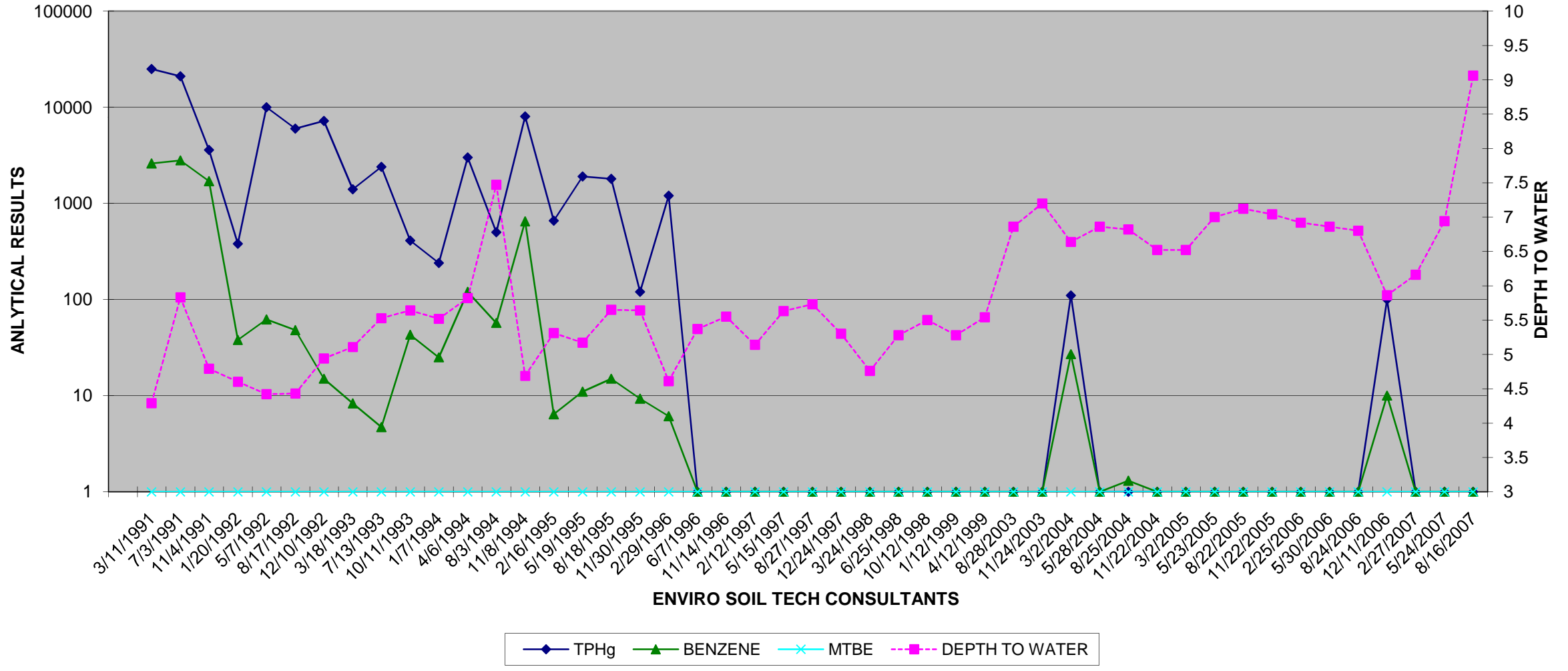


8/16/2007

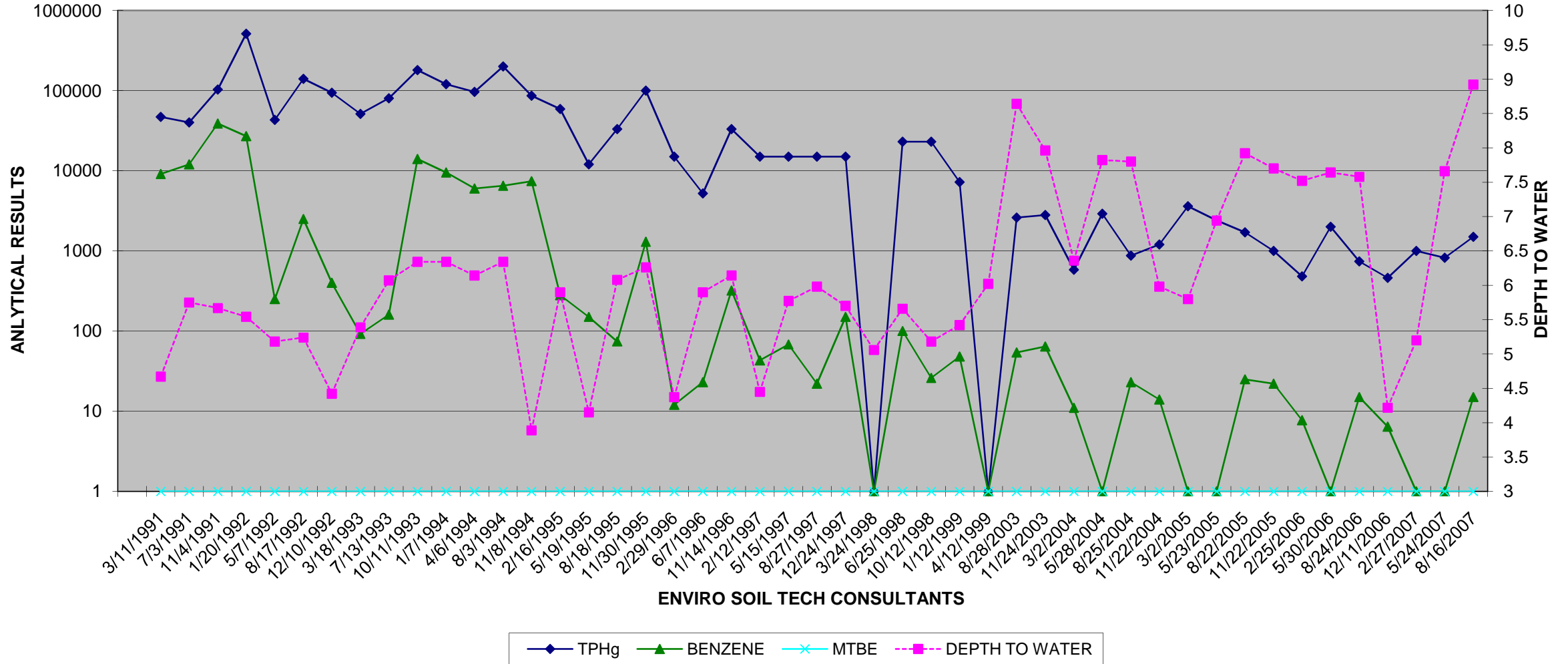
ENVIRO SOIL TECH CONSULTANTS



File No.: 8-90-421-SI
TPHg, BENZENE & MTBE FOR MW-2 (µg/L)
AND DEPTH TO WATER MEASUREMENT (Feet)



File No.: 8-90-421-SI
TPHg, BENZENE & MTBE FOR MW-3 (µg/L)
AND DEPTH TO WATER MEASUREMENT (Feet)



A P P E N D I X "F"

LABORATORY REPORTS

ENVIRO SOIL TECH CONSULTANTS

Entech Analytical Labs, Inc.

3334 Victor Court , Santa Clara, CA 95054

Phone: (408) 588-0200

Fax: (408) 588-0201

Frank Hamedi
Enviro Soil Tech Consultants
131 Tully Road
San Jose, CA 95111

Lab Certificate Number: 56792

Issued: 08/31/2007

Project Number: 8-90-421-SI
Project Name: 400 San Pablo Avenue
Project Location: Albany

Global ID: T0600101089


Certificate of Analysis - Final Report

On August 17, 2007, samples were received under chain of custody for analysis.
Entech analyzes samples "as received" unless otherwise noted. The following results are included:

<u>Matrix</u>	<u>Test / Comments</u>
Liquid	Electronic Deliverables for Geotracker TPH-Purgeable - GC : EPA 5030B / EPA 8015B VOCs: EPA 5030B / EPA 8260B for Groundwater and Water - EPA 624 for Wastewater

Entech Analytical Labs, Inc. is certified for environmental analyses by the State of California (#2346).
If you have any questions regarding this report, please call us at 408-588-0200 ext. 225.

Sincerely,



C. L. Thom
Laboratory Director

Entech Analytical Labs, Inc.

3334 Victor Court , Santa Clara, CA 95054

Phone: (408) 588-0200

Fax: (408) 588-0201

Enviro Soil Tech Consultants
131 Tully Road
San Jose, CA 95111
Attn: Frank Hamedi

Project Number: 8-90-421-SI
Project Name: 400 San Pablo Avenue
Project Location: Albany
GlobalID: T0600101089

Certificate of Analysis - Data Report

Samples Received: 08/17/2007

Sample Collected by: Client

Lab # : 56792-001

Sample ID: STMW-1

Matrix: Liquid Sample Date: 8/16/2007 3:02 PM

VOCs: EPA 5030B / EPA 8260B for Groundwater and Water - EPA 624 for Wastewater

Parameter	Result	Qual	D/P-F	Detection Limit	Units	Prep Date	Prep Batch	Analysis Date	QC Batch
1,1,1,2-Tetrachloroethane	ND		100	50	µg/L	N/A	N/A	8/29/2007	WM2D070828D
1,1,1-Trichloroethane	ND		100	50	µg/L	N/A	N/A	8/29/2007	WM2D070828D
1,1,2,2-Tetrachloroethane	ND		100	50	µg/L	N/A	N/A	8/29/2007	WM2D070828D
1,1,2-Trichloroethane	ND		100	50	µg/L	N/A	N/A	8/29/2007	WM2D070828D
1,1-Dichloroethane	ND		100	50	µg/L	N/A	N/A	8/29/2007	WM2D070828D
1,1-Dichloroethene	ND		100	50	µg/L	N/A	N/A	8/29/2007	WM2D070828D
1,1-Dichloropropene	ND		100	50	µg/L	N/A	N/A	8/29/2007	WM2D070828D
1,2,3-Trichlorobenzene	ND		100	500	µg/L	N/A	N/A	8/29/2007	WM2D070828D
1,2,3-Trichloropropane	ND		100	500	µg/L	N/A	N/A	8/29/2007	WM2D070828D
1,2,4-Trichlorobenzene	ND		100	500	µg/L	N/A	N/A	8/29/2007	WM2D070828D
1,2,4-Trimethylbenzene	3400		100	500	µg/L	N/A	N/A	8/29/2007	WM2D070828D
1,2-Dibromo-3-Chloropropane	ND		100	500	µg/L	N/A	N/A	8/29/2007	WM2D070828D
1,2-Dibromoethane (EDB)	ND		100	50	µg/L	N/A	N/A	8/29/2007	WM2D070828D
1,2-Dichlorobenzene	ND		100	50	µg/L	N/A	N/A	8/29/2007	WM2D070828D
1,2-Dichloroethane	ND		100	50	µg/L	N/A	N/A	8/29/2007	WM2D070828D
1,2-Dichloropropane	ND		100	50	µg/L	N/A	N/A	8/29/2007	WM2D070828D
1,3,5-Trimethylbenzene	870		100	500	µg/L	N/A	N/A	8/29/2007	WM2D070828D
1,3-Dichlorobenzene	ND		100	50	µg/L	N/A	N/A	8/29/2007	WM2D070828D
1,3-Dichloropropane	ND		100	50	µg/L	N/A	N/A	8/29/2007	WM2D070828D
1,4-Dichlorobenzene	ND		100	50	µg/L	N/A	N/A	8/29/2007	WM2D070828D
1,4-Dioxane	ND		100	5000	µg/L	N/A	N/A	8/29/2007	WM2D070828D
2,2-Dichloropropane	ND		100	50	µg/L	N/A	N/A	8/29/2007	WM2D070828D
2-Butanone (MEK)	ND		100	2000	µg/L	N/A	N/A	8/29/2007	WM2D070828D
2-Chloroethyl-vinyl Ether	ND		100	500	µg/L	N/A	N/A	8/29/2007	WM2D070828D
2-Chlorotoluene	ND		100	500	µg/L	N/A	N/A	8/29/2007	WM2D070828D
2-Hexanone	ND		100	2000	µg/L	N/A	N/A	8/29/2007	WM2D070828D
4-Chlorotoluene	ND		100	500	µg/L	N/A	N/A	8/29/2007	WM2D070828D
4-Methyl-2-Pentanone(MIBK)	ND		100	2000	µg/L	N/A	N/A	8/29/2007	WM2D070828D
Acetone	ND		100	2000	µg/L	N/A	N/A	8/29/2007	WM2D070828D
Acetonitrile	ND		100	500	µg/L	N/A	N/A	8/29/2007	WM2D070828D
Acrolein	ND		100	500	µg/L	N/A	N/A	8/29/2007	WM2D070828D
Acrylonitrile	ND		100	500	µg/L	N/A	N/A	8/29/2007	WM2D070828D
Benzene	4900		100	50	µg/L	N/A	N/A	8/29/2007	WM2D070828D
Benzyl Chloride	ND		100	500	µg/L	N/A	N/A	8/29/2007	WM2D070828D
Bromobenzene	ND		100	50	µg/L	N/A	N/A	8/29/2007	WM2D070828D
Bromochloromethane	ND		100	50	µg/L	N/A	N/A	8/29/2007	WM2D070828D
Bromodichloromethane	ND		100	50	µg/L	N/A	N/A	8/29/2007	WM2D070828D
Bromoform	ND		100	50	µg/L	N/A	N/A	8/29/2007	WM2D070828D
Bromomethane	ND		100	50	µg/L	N/A	N/A	8/29/2007	WM2D070828D
Carbon Disulfide	ND		100	50	µg/L	N/A	N/A	8/29/2007	WM2D070828D
Carbon Tetrachloride	ND		100	50	µg/L	N/A	N/A	8/29/2007	WM2D070828D
Chlorobenzene	ND		100	50	µg/L	N/A	N/A	8/29/2007	WM2D070828D
Chloroethane	ND		100	50	µg/L	N/A	N/A	8/29/2007	WM2D070828D
Chloroform	ND		100	50	µg/L	N/A	N/A	8/29/2007	WM2D070828D
Chloromethane	ND		100	50	µg/L	N/A	N/A	8/29/2007	WM2D070828D

Detection Limit = Detection Limit for Reporting.

ND = Not Detected at or above the Detection Limit.

D/P-F = Dilution and/or Prep Factor includes sample volume adjustments.

Qual = Data Qualifier

8/31/2007 3:23:50 PM - E.Ling

Entech Analytical Labs, Inc.

3334 Victor Court , Santa Clara, CA 95054

Phone: (408) 588-0200

Fax: (408) 588-0201

Enviro Soil Tech Consultants
131 Tully Road
San Jose, CA 95111
Attn: Frank Hamedi

Project Number: 8-90-421-SI
Project Name: 400 San Pablo Avenue
Project Location: Albany
GlobalID: T0600101089

Certificate of Analysis - Data Report

Samples Received: 08/17/2007

Sample Collected by: Client

Lab # : 56792-001 Sample ID: STMW-1

Matrix: Liquid Sample Date: 8/16/2007 3:02 PM

VOCs: EPA 5030B / EPA 8260B for Groundwater and Water - EPA 624 for Wastewater

Parameter	Result	Qual	D/P-F	Detection Limit	Units	Prep Date	Prep Batch	Analysis Date	QC Batch
cis-1,2-Dichloroethene	ND		100	50	µg/L	N/A	N/A	8/29/2007	WM2D070828D
cis-1,3-Dichloropropene	ND		100	50	µg/L	N/A	N/A	8/29/2007	WM2D070828D
Cyclohexanone	ND		100	2000	µg/L	N/A	N/A	8/29/2007	WM2D070828D
Dibromochloromethane	ND		100	50	µg/L	N/A	N/A	8/29/2007	WM2D070828D
Dibromomethane	ND		100	50	µg/L	N/A	N/A	8/29/2007	WM2D070828D
Dichlorodifluoromethane	ND		100	50	µg/L	N/A	N/A	8/29/2007	WM2D070828D
Diisopropyl Ether	ND		100	500	µg/L	N/A	N/A	8/29/2007	WM2D070828D
Ethyl Benzene	1500		100	50	µg/L	N/A	N/A	8/29/2007	WM2D070828D
Freon 113	ND		100	500	µg/L	N/A	N/A	8/29/2007	WM2D070828D
Hexachlorobutadiene	ND		100	500	µg/L	N/A	N/A	8/29/2007	WM2D070828D
Iodomethane	ND		100	500	µg/L	N/A	N/A	8/29/2007	WM2D070828D
Isopropanol	ND		100	2000	µg/L	N/A	N/A	8/29/2007	WM2D070828D
Isopropylbenzene	ND		100	100	µg/L	N/A	N/A	8/29/2007	WM2D070828D
Methyl-t-butyl Ether	ND		100	100	µg/L	N/A	N/A	8/29/2007	WM2D070828D
Methylene Chloride	ND		100	2000	µg/L	N/A	N/A	8/29/2007	WM2D070828D
n-Butylbenzene	ND		100	500	µg/L	N/A	N/A	8/29/2007	WM2D070828D
n-Propylbenzene	ND		100	500	µg/L	N/A	N/A	8/29/2007	WM2D070828D
Naphthalene	640		100	500	µg/L	N/A	N/A	8/29/2007	WM2D070828D
p-Isopropyltoluene	ND		100	500	µg/L	N/A	N/A	8/29/2007	WM2D070828D
Pentachloroethane	ND		100	50	µg/L	N/A	N/A	8/29/2007	WM2D070828D
sec-Butylbenzene	ND		100	500	µg/L	N/A	N/A	8/29/2007	WM2D070828D
Styrene	ND		100	50	µg/L	N/A	N/A	8/29/2007	WM2D070828D
tert-Amyl Methyl Ether	ND		100	500	µg/L	N/A	N/A	8/29/2007	WM2D070828D
tert-Butanol (TBA)	ND		100	1000	µg/L	N/A	N/A	8/29/2007	WM2D070828D
tert-Butyl Ethyl Ether	ND		100	500	µg/L	N/A	N/A	8/29/2007	WM2D070828D
tert-Butylbenzene	ND		100	500	µg/L	N/A	N/A	8/29/2007	WM2D070828D
Tetrachloroethene	ND		100	50	µg/L	N/A	N/A	8/29/2007	WM2D070828D
Tetrahydrofuran	ND		100	2000	µg/L	N/A	N/A	8/29/2007	WM2D070828D
Toluene	1400		100	50	µg/L	N/A	N/A	8/29/2007	WM2D070828D
trans-1,2-Dichloroethene	ND		100	50	µg/L	N/A	N/A	8/29/2007	WM2D070828D
trans-1,3-Dichloropropene	ND		100	50	µg/L	N/A	N/A	8/29/2007	WM2D070828D
trans-1,4-Dichloro-2-butene	ND		100	500	µg/L	N/A	N/A	8/29/2007	WM2D070828D
Trichloroethene	ND		100	50	µg/L	N/A	N/A	8/29/2007	WM2D070828D
Trichlorofluoromethane	ND		100	50	µg/L	N/A	N/A	8/29/2007	WM2D070828D
Vinyl Acetate	ND		100	500	µg/L	N/A	N/A	8/29/2007	WM2D070828D
Vinyl Chloride	ND		100	50	µg/L	N/A	N/A	8/29/2007	WM2D070828D
Xylenes, Total	7700		100	50	µg/L	N/A	N/A	8/29/2007	WM2D070828D

Surrogate	Surrogate Recovery	Control Limits (%)
4-Bromofluorobenzene	91.2	60 - 130
Dibromofluoromethane	109	60 - 130
Toluene-d8	95.1	60 - 130

Analyzed by: TAF

Reviewed by: MaiChiTu

Entech Analytical Labs, Inc.

3334 Victor Court , Santa Clara, CA 95054

Phone: (408) 588-0200

Fax: (408) 588-0201

Enviro Soil Tech Consultants
131 Tully Road
San Jose, CA 95111
Attn: Frank Hamedi

Project Number: 8-90-421-SI
Project Name: 400 San Pablo Avenue
Project Location: Albany
GlobalID: T0600101089

Certificate of Analysis - Data Report

Samples Received: 08/17/2007
Sample Collected by: Client

Lab # : 56792-001 Sample ID: STMW-1 Matrix: Liquid Sample Date: 8/16/2007 3:02 PM

TPH-Purgeable - GC : EPA 5030B / EPA 8015B

Parameter	Result	Qual	D/P-F	Detection Limit	Units	Prep Date	Prep Batch	Analysis Date	QC Batch
TPH as Gasoline	76000		1000	50000	µg/L	N/A	N/A	8/29/2007	WGC070828

Surrogate	Surrogate Recovery	Control Limits (%)
4-Bromofluorobenzene	102	65 - 135

Analyzed by: JAbidog
Reviewed by: MaiChiTu

Entech Analytical Labs, Inc.

3334 Victor Court , Santa Clara, CA 95054

Phone: (408) 588-0200

Fax: (408) 588-0201

Enviro Soil Tech Consultants
131 Tully Road
San Jose, CA 95111
Attn: Frank Hamedi

Project Number: 8-90-421-SI
Project Name: 400 San Pablo Avenue
Project Location: Albany
GlobalID: T0600101089

Certificate of Analysis - Data Report

Samples Received: 08/17/2007
Sample Collected by: Client

Lab # : 56792-002 Sample ID: STMW-2

Matrix: Liquid Sample Date: 8/16/2007 1:28 PM

VOCs: EPA 5030B / EPA 8260B for Groundwater and Water - EPA 624 for Wastewater

Parameter	Result	Qual	D/P-F	Detection Limit	Units	Prep Date	Prep Batch	Analysis Date	QC Batch
1,1,1,2-Tetrachloroethane	ND		50	25	µg/L	N/A	N/A	8/29/2007	WM2D070828D
1,1,1-Trichloroethane	ND		50	25	µg/L	N/A	N/A	8/29/2007	WM2D070828D
1,1,2,2-Tetrachloroethane	ND		50	25	µg/L	N/A	N/A	8/29/2007	WM2D070828D
1,1,2-Trichloroethane	ND		50	25	µg/L	N/A	N/A	8/29/2007	WM2D070828D
1,1-Dichloroethane	ND		50	25	µg/L	N/A	N/A	8/29/2007	WM2D070828D
1,1-Dichloroethene	ND		50	25	µg/L	N/A	N/A	8/29/2007	WM2D070828D
1,1-Dichloropropene	ND		50	25	µg/L	N/A	N/A	8/29/2007	WM2D070828D
1,2,3-Trichlorobenzene	ND		50	250	µg/L	N/A	N/A	8/29/2007	WM2D070828D
1,2,3-Trichloropropane	ND		50	250	µg/L	N/A	N/A	8/29/2007	WM2D070828D
1,2,4-Trichlorobenzene	ND		50	250	µg/L	N/A	N/A	8/29/2007	WM2D070828D
1,2,4-Trimethylbenzene	ND		50	250	µg/L	N/A	N/A	8/29/2007	WM2D070828D
1,2-Dibromo-3-Chloropropane	ND		50	250	µg/L	N/A	N/A	8/29/2007	WM2D070828D
1,2-Dibromoethane (EDB)	ND		50	25	µg/L	N/A	N/A	8/29/2007	WM2D070828D
1,2-Dichlorobenzene	ND		50	25	µg/L	N/A	N/A	8/29/2007	WM2D070828D
1,2-Dichloroethane	ND		50	25	µg/L	N/A	N/A	8/29/2007	WM2D070828D
1,2-Dichloropropane	ND		50	25	µg/L	N/A	N/A	8/29/2007	WM2D070828D
1,3,5-Trimethylbenzene	ND		50	250	µg/L	N/A	N/A	8/29/2007	WM2D070828D
1,3-Dichlorobenzene	ND		50	25	µg/L	N/A	N/A	8/29/2007	WM2D070828D
1,3-Dichloropropane	ND		50	25	µg/L	N/A	N/A	8/29/2007	WM2D070828D
1,4-Dichlorobenzene	ND		50	25	µg/L	N/A	N/A	8/29/2007	WM2D070828D
1,4-Dioxane	ND		50	2500	µg/L	N/A	N/A	8/29/2007	WM2D070828D
2,2-Dichloropropane	ND		50	25	µg/L	N/A	N/A	8/29/2007	WM2D070828D
2-Butanone (MEK)	ND		50	1000	µg/L	N/A	N/A	8/29/2007	WM2D070828D
2-Chloroethyl-vinyl Ether	ND		50	250	µg/L	N/A	N/A	8/29/2007	WM2D070828D
2-Chlorotoluene	ND		50	250	µg/L	N/A	N/A	8/29/2007	WM2D070828D
2-Hexanone	ND		50	1000	µg/L	N/A	N/A	8/29/2007	WM2D070828D
4-Chlorotoluene	ND		50	250	µg/L	N/A	N/A	8/29/2007	WM2D070828D
4-Methyl-2-Pentanone(MIBK)	ND		50	1000	µg/L	N/A	N/A	8/29/2007	WM2D070828D
Acetone	ND		50	1000	µg/L	N/A	N/A	8/29/2007	WM2D070828D
Acetonitrile	ND		50	250	µg/L	N/A	N/A	8/29/2007	WM2D070828D
Acrolein	ND		50	250	µg/L	N/A	N/A	8/29/2007	WM2D070828D
Acrylonitrile	ND		50	250	µg/L	N/A	N/A	8/29/2007	WM2D070828D
Benzene	1900		50	25	µg/L	N/A	N/A	8/29/2007	WM2D070828D
Benzyl Chloride	ND		50	250	µg/L	N/A	N/A	8/29/2007	WM2D070828D
Bromobenzene	ND		50	25	µg/L	N/A	N/A	8/29/2007	WM2D070828D
Bromochloromethane	ND		50	25	µg/L	N/A	N/A	8/29/2007	WM2D070828D
Bromodichloromethane	ND		50	25	µg/L	N/A	N/A	8/29/2007	WM2D070828D
Bromoform	ND		50	25	µg/L	N/A	N/A	8/29/2007	WM2D070828D
Bromomethane	ND		50	25	µg/L	N/A	N/A	8/29/2007	WM2D070828D
Carbon Disulfide	ND		50	25	µg/L	N/A	N/A	8/29/2007	WM2D070828D
Carbon Tetrachloride	ND		50	25	µg/L	N/A	N/A	8/29/2007	WM2D070828D
Chlorobenzene	ND		50	25	µg/L	N/A	N/A	8/29/2007	WM2D070828D
Chloroethane	ND		50	25	µg/L	N/A	N/A	8/29/2007	WM2D070828D
Chloroform	ND		50	25	µg/L	N/A	N/A	8/29/2007	WM2D070828D
Chloromethane	ND		50	25	µg/L	N/A	N/A	8/29/2007	WM2D070828D

Detection Limit = Detection Limit for Reporting.

ND = Not Detected at or above the Detection Limit.

D/P-F = Dilution and/or Prep Factor includes sample volume adjustments.

Qual = Data Qualifier

8/31/2007 3:23:50 PM - E.Ling

Entech Analytical Labs, Inc.

3334 Victor Court , Santa Clara, CA 95054

Phone: (408) 588-0200

Fax: (408) 588-0201

Enviro Soil Tech Consultants
131 Tully Road
San Jose, CA 95111
Attn: Frank Hamedi

Project Number: 8-90-421-SI
Project Name: 400 San Pablo Avenue
Project Location: Albany
GlobalID: T0600101089

Certificate of Analysis - Data Report

Samples Received: 08/17/2007
Sample Collected by: Client

Lab # : 56792-002

Sample ID: STMW-2

Matrix: Liquid Sample Date: 8/16/2007 1:28 PM

VOCs: EPA 5030B / EPA 8260B for Groundwater and Water - EPA 624 for Wastewater

Parameter	Result	Qual	D/P-F	Detection Limit	Units	Prep Date	Prep Batch	Analysis Date	QC Batch
cis-1,2-Dichloroethene	ND		50	25	µg/L	N/A	N/A	8/29/2007	WM2D070828D
cis-1,3-Dichloropropene	ND		50	25	µg/L	N/A	N/A	8/29/2007	WM2D070828D
Cyclohexanone	ND		50	1000	µg/L	N/A	N/A	8/29/2007	WM2D070828D
Dibromochloromethane	ND		50	25	µg/L	N/A	N/A	8/29/2007	WM2D070828D
Dibromomethane	ND		50	25	µg/L	N/A	N/A	8/29/2007	WM2D070828D
Dichlorodifluoromethane	ND		50	25	µg/L	N/A	N/A	8/29/2007	WM2D070828D
Diisopropyl Ether	ND		50	250	µg/L	N/A	N/A	8/29/2007	WM2D070828D
Ethyl Benzene	360		50	25	µg/L	N/A	N/A	8/29/2007	WM2D070828D
Freon 113	ND		50	250	µg/L	N/A	N/A	8/29/2007	WM2D070828D
Hexachlorobutadiene	ND		50	250	µg/L	N/A	N/A	8/29/2007	WM2D070828D
Iodomethane	ND		50	250	µg/L	N/A	N/A	8/29/2007	WM2D070828D
Isopropanol	ND		50	1000	µg/L	N/A	N/A	8/29/2007	WM2D070828D
Isopropylbenzene	ND		50	50	µg/L	N/A	N/A	8/29/2007	WM2D070828D
Methyl-t-butyl Ether	ND		50	50	µg/L	N/A	N/A	8/29/2007	WM2D070828D
Methylene Chloride	ND		50	1000	µg/L	N/A	N/A	8/29/2007	WM2D070828D
n-Butylbenzene	ND		50	250	µg/L	N/A	N/A	8/29/2007	WM2D070828D
n-Propylbenzene	ND		50	250	µg/L	N/A	N/A	8/29/2007	WM2D070828D
Naphthalene	ND		50	250	µg/L	N/A	N/A	8/29/2007	WM2D070828D
p-Isopropyltoluene	ND		50	250	µg/L	N/A	N/A	8/29/2007	WM2D070828D
Pentachloroethane	ND		50	25	µg/L	N/A	N/A	8/29/2007	WM2D070828D
sec-Butylbenzene	ND		50	250	µg/L	N/A	N/A	8/29/2007	WM2D070828D
Styrene	ND		50	25	µg/L	N/A	N/A	8/29/2007	WM2D070828D
tert-Amyl Methyl Ether	ND		50	250	µg/L	N/A	N/A	8/29/2007	WM2D070828D
tert-Butanol (TBA)	ND		50	500	µg/L	N/A	N/A	8/29/2007	WM2D070828D
tert-Butyl Ethyl Ether	ND		50	250	µg/L	N/A	N/A	8/29/2007	WM2D070828D
tert-Butylbenzene	ND		50	250	µg/L	N/A	N/A	8/29/2007	WM2D070828D
Tetrachloroethene	ND		50	25	µg/L	N/A	N/A	8/29/2007	WM2D070828D
Tetrahydrofuran	ND		50	1000	µg/L	N/A	N/A	8/29/2007	WM2D070828D
Toluene	ND		50	25	µg/L	N/A	N/A	8/29/2007	WM2D070828D
trans-1,2-Dichloroethene	ND		50	25	µg/L	N/A	N/A	8/29/2007	WM2D070828D
trans-1,3-Dichloropropene	ND		50	25	µg/L	N/A	N/A	8/29/2007	WM2D070828D
trans-1,4-Dichloro-2-butene	ND		50	250	µg/L	N/A	N/A	8/29/2007	WM2D070828D
Trichloroethene	ND		50	25	µg/L	N/A	N/A	8/29/2007	WM2D070828D
Trichlorofluoromethane	ND		50	25	µg/L	N/A	N/A	8/29/2007	WM2D070828D
Vinyl Acetate	ND		50	250	µg/L	N/A	N/A	8/29/2007	WM2D070828D
Vinyl Chloride	ND		50	25	µg/L	N/A	N/A	8/29/2007	WM2D070828D
Xylenes, Total	45		50	25	µg/L	N/A	N/A	8/29/2007	WM2D070828D

Surrogate	Surrogate Recovery	Control Limits (%)
4-Bromofluorobenzene	92.9	60 - 130
Dibromofluoromethane	109	60 - 130
Toluene-d8	95.7	60 - 130

Analyzed by: TAF

Reviewed by: MaiChiTu

Entech Analytical Labs, Inc.

3334 Victor Court , Santa Clara, CA 95054

Phone: (408) 588-0200

Fax: (408) 588-0201

Enviro Soil Tech Consultants
131 Tully Road
San Jose, CA 95111
Attn: Frank Hamedi

Project Number: 8-90-421-SI
Project Name: 400 San Pablo Avenue
Project Location: Albany
GlobalID: T0600101089

Certificate of Analysis - Data Report

Samples Received: 08/17/2007
Sample Collected by: Client

Lab # : 56792-002 Sample ID: STMW-2 Matrix: Liquid Sample Date: 8/16/2007 1:28 PM

TPH-Purgeable - GC : EPA 5030B / EPA 8015B

Parameter	Result	Qual	D/P-F	Detection Limit	Units	Prep Date	Prep Batch	Analysis Date	QC Batch
TPH as Gasoline	9000		100	5000	µg/L	N/A	N/A	8/29/2007	WGC070828
Surrogate	Surrogate Recovery			Control Limits (%)				Analyzed by: JAbidog	
4-Bromofluorobenzene	132			65 - 135				Reviewed by: MaiChiTu	

Entech Analytical Labs, Inc.

3334 Victor Court , Santa Clara, CA 95054

Phone: (408) 588-0200

Fax: (408) 588-0201

Enviro Soil Tech Consultants
131 Tully Road
San Jose, CA 95111
Attn: Frank Hamedi

Project Number: 8-90-421-SI
Project Name: 400 San Pablo Avenue
Project Location: Albany
GlobalID: T0600101089

Certificate of Analysis - Data Report

Samples Received: 08/17/2007

Sample Collected by: Client

Lab # : 56792-003

Sample ID: STMW-3

Matrix: Liquid Sample Date: 8/16/2007 12:39 PM

VOCs: EPA 5030B / EPA 8260B for Groundwater and Water - EPA 624 for Wastewater

Parameter	Result	Qual	D/P-F	Detection Limit	Units	Prep Date	Prep Batch	Analysis Date	QC Batch
1,1,1,2-Tetrachloroethane	ND		1.0	0.50	µg/L	N/A	N/A	8/29/2007	WM2D070828D
1,1,1-Trichloroethane	ND		1.0	0.50	µg/L	N/A	N/A	8/29/2007	WM2D070828D
1,1,2,2-Tetrachloroethane	ND		1.0	0.50	µg/L	N/A	N/A	8/29/2007	WM2D070828D
1,1,2-Trichloroethane	ND		1.0	0.50	µg/L	N/A	N/A	8/29/2007	WM2D070828D
1,1-Dichloroethane	ND		1.0	0.50	µg/L	N/A	N/A	8/29/2007	WM2D070828D
1,1-Dichloroethene	ND		1.0	0.50	µg/L	N/A	N/A	8/29/2007	WM2D070828D
1,1-Dichloropropene	ND		1.0	0.50	µg/L	N/A	N/A	8/29/2007	WM2D070828D
1,2,3-Trichlorobenzene	ND		1.0	5.0	µg/L	N/A	N/A	8/29/2007	WM2D070828D
1,2,3-Trichloropropane	ND		1.0	5.0	µg/L	N/A	N/A	8/29/2007	WM2D070828D
1,2,4-Trichlorobenzene	ND		1.0	5.0	µg/L	N/A	N/A	8/29/2007	WM2D070828D
1,2,4-Trimethylbenzene	ND		1.0	5.0	µg/L	N/A	N/A	8/29/2007	WM2D070828D
1,2-Dibromo-3-Chloropropane	ND		1.0	5.0	µg/L	N/A	N/A	8/29/2007	WM2D070828D
1,2-Dibromoethane (EDB)	ND		1.0	0.50	µg/L	N/A	N/A	8/29/2007	WM2D070828D
1,2-Dichlorobenzene	ND		1.0	0.50	µg/L	N/A	N/A	8/29/2007	WM2D070828D
1,2-Dichloroethane	ND		1.0	0.50	µg/L	N/A	N/A	8/29/2007	WM2D070828D
1,2-Dichloropropane	ND		1.0	0.50	µg/L	N/A	N/A	8/29/2007	WM2D070828D
1,3,5-Trimethylbenzene	ND		1.0	5.0	µg/L	N/A	N/A	8/29/2007	WM2D070828D
1,3-Dichlorobenzene	ND		1.0	0.50	µg/L	N/A	N/A	8/29/2007	WM2D070828D
1,3-Dichloropropane	ND		1.0	0.50	µg/L	N/A	N/A	8/29/2007	WM2D070828D
1,4-Dichlorobenzene	ND		1.0	0.50	µg/L	N/A	N/A	8/29/2007	WM2D070828D
1,4-Dioxane	ND		1.0	50	µg/L	N/A	N/A	8/29/2007	WM2D070828D
2,2-Dichloropropane	ND		1.0	0.50	µg/L	N/A	N/A	8/29/2007	WM2D070828D
2-Butanone (MEK)	ND		1.0	20	µg/L	N/A	N/A	8/29/2007	WM2D070828D
2-Chloroethyl-vinyl Ether	ND		1.0	5.0	µg/L	N/A	N/A	8/29/2007	WM2D070828D
2-Chlorotoluene	ND		1.0	5.0	µg/L	N/A	N/A	8/29/2007	WM2D070828D
2-Hexanone	ND		1.0	20	µg/L	N/A	N/A	8/29/2007	WM2D070828D
4-Chlorotoluene	ND		1.0	5.0	µg/L	N/A	N/A	8/29/2007	WM2D070828D
4-Methyl-2-Pentanone(MIBK)	ND		1.0	20	µg/L	N/A	N/A	8/29/2007	WM2D070828D
Acetone	ND		1.0	20	µg/L	N/A	N/A	8/29/2007	WM2D070828D
Acetonitrile	ND		1.0	5.0	µg/L	N/A	N/A	8/29/2007	WM2D070828D
Acrolein	ND		1.0	5.0	µg/L	N/A	N/A	8/29/2007	WM2D070828D
Acrylonitrile	ND		1.0	5.0	µg/L	N/A	N/A	8/29/2007	WM2D070828D
Benzene	ND		1.0	0.50	µg/L	N/A	N/A	8/29/2007	WM2D070828D
Benzyl Chloride	ND		1.0	5.0	µg/L	N/A	N/A	8/29/2007	WM2D070828D
Bromobenzene	ND		1.0	0.50	µg/L	N/A	N/A	8/29/2007	WM2D070828D
Bromochloromethane	ND		1.0	0.50	µg/L	N/A	N/A	8/29/2007	WM2D070828D
Bromodichloromethane	ND		1.0	0.50	µg/L	N/A	N/A	8/29/2007	WM2D070828D
Bromoform	ND		1.0	0.50	µg/L	N/A	N/A	8/29/2007	WM2D070828D
Bromomethane	ND		1.0	0.50	µg/L	N/A	N/A	8/29/2007	WM2D070828D
Carbon Disulfide	ND		1.0	0.50	µg/L	N/A	N/A	8/29/2007	WM2D070828D
Carbon Tetrachloride	ND		1.0	0.50	µg/L	N/A	N/A	8/29/2007	WM2D070828D
Chlorobenzene	ND		1.0	0.50	µg/L	N/A	N/A	8/29/2007	WM2D070828D
Chloroethane	ND		1.0	0.50	µg/L	N/A	N/A	8/29/2007	WM2D070828D
Chloroform	ND		1.0	0.50	µg/L	N/A	N/A	8/29/2007	WM2D070828D
Chloromethane	ND		1.0	0.50	µg/L	N/A	N/A	8/29/2007	WM2D070828D

Detection Limit = Detection Limit for Reporting.

ND = Not Detected at or above the Detection Limit.

D/P-F = Dilution and/or Prep Factor includes sample volume adjustments.

Qual = Data Qualifier

8/31/2007 3:23:50 PM - E.Ling

Entech Analytical Labs, Inc.

3334 Victor Court , Santa Clara, CA 95054

Phone: (408) 588-0200

Fax: (408) 588-0201

Enviro Soil Tech Consultants
131 Tully Road
San Jose, CA 95111
Attn: Frank Hamedi

Project Number: 8-90-421-SI
Project Name: 400 San Pablo Avenue
Project Location: Albany
GlobalID: T0600101089

Certificate of Analysis - Data Report

Samples Received: 08/17/2007

Sample Collected by: Client

Lab # : 56792-003

Sample ID: STMW-3

Matrix: Liquid Sample Date: 8/16/2007 12:39 PM

VOCs: EPA 5030B / EPA 8260B for Groundwater and Water - EPA 624 for Wastewater

Parameter	Result	Qual	D/P-F	Detection Limit	Units	Prep Date	Prep Batch	Analysis Date	QC Batch
cis-1,2-Dichloroethene	ND		1.0	0.50	µg/L	N/A	N/A	8/29/2007	WM2D070828D
cis-1,3-Dichloropropene	ND		1.0	0.50	µg/L	N/A	N/A	8/29/2007	WM2D070828D
Cyclohexanone	ND		1.0	20	µg/L	N/A	N/A	8/29/2007	WM2D070828D
Dibromochloromethane	ND		1.0	0.50	µg/L	N/A	N/A	8/29/2007	WM2D070828D
Dibromomethane	ND		1.0	0.50	µg/L	N/A	N/A	8/29/2007	WM2D070828D
Dichlorodifluoromethane	ND		1.0	0.50	µg/L	N/A	N/A	8/29/2007	WM2D070828D
Diisopropyl Ether	ND		1.0	5.0	µg/L	N/A	N/A	8/29/2007	WM2D070828D
Ethyl Benzene	ND		1.0	0.50	µg/L	N/A	N/A	8/29/2007	WM2D070828D
Freon 113	ND		1.0	5.0	µg/L	N/A	N/A	8/29/2007	WM2D070828D
Hexachlorobutadiene	ND		1.0	5.0	µg/L	N/A	N/A	8/29/2007	WM2D070828D
Iodomethane	ND		1.0	5.0	µg/L	N/A	N/A	8/29/2007	WM2D070828D
Isopropanol	ND		1.0	20	µg/L	N/A	N/A	8/29/2007	WM2D070828D
Isopropylbenzene	ND		1.0	1.0	µg/L	N/A	N/A	8/29/2007	WM2D070828D
Methyl-t-butyl Ether	ND		1.0	1.0	µg/L	N/A	N/A	8/29/2007	WM2D070828D
Methylene Chloride	ND		1.0	20	µg/L	N/A	N/A	8/29/2007	WM2D070828D
n-Butylbenzene	ND		1.0	5.0	µg/L	N/A	N/A	8/29/2007	WM2D070828D
n-Propylbenzene	ND		1.0	5.0	µg/L	N/A	N/A	8/29/2007	WM2D070828D
Naphthalene	ND		1.0	5.0	µg/L	N/A	N/A	8/29/2007	WM2D070828D
p-Isopropyltoluene	ND		1.0	5.0	µg/L	N/A	N/A	8/29/2007	WM2D070828D
Pentachloroethane	ND		1.0	0.50	µg/L	N/A	N/A	8/29/2007	WM2D070828D
sec-Butylbenzene	ND		1.0	5.0	µg/L	N/A	N/A	8/29/2007	WM2D070828D
Styrene	ND		1.0	0.50	µg/L	N/A	N/A	8/29/2007	WM2D070828D
tert-Amyl Methyl Ether	ND		1.0	5.0	µg/L	N/A	N/A	8/29/2007	WM2D070828D
tert-Butanol (TBA)	ND		1.0	10	µg/L	N/A	N/A	8/29/2007	WM2D070828D
tert-Butyl Ethyl Ether	ND		1.0	5.0	µg/L	N/A	N/A	8/29/2007	WM2D070828D
tert-Butylbenzene	ND		1.0	5.0	µg/L	N/A	N/A	8/29/2007	WM2D070828D
Tetrachloroethene	ND		1.0	0.50	µg/L	N/A	N/A	8/29/2007	WM2D070828D
Tetrahydrofuran	ND		1.0	20	µg/L	N/A	N/A	8/29/2007	WM2D070828D
Toluene	ND		1.0	0.50	µg/L	N/A	N/A	8/29/2007	WM2D070828D
trans-1,2-Dichloroethene	ND		1.0	0.50	µg/L	N/A	N/A	8/29/2007	WM2D070828D
trans-1,3-Dichloropropene	ND		1.0	0.50	µg/L	N/A	N/A	8/29/2007	WM2D070828D
trans-1,4-Dichloro-2-butene	ND		1.0	5.0	µg/L	N/A	N/A	8/29/2007	WM2D070828D
Trichloroethene	ND		1.0	0.50	µg/L	N/A	N/A	8/29/2007	WM2D070828D
Trichlorofluoromethane	ND		1.0	0.50	µg/L	N/A	N/A	8/29/2007	WM2D070828D
Vinyl Acetate	ND		1.0	5.0	µg/L	N/A	N/A	8/29/2007	WM2D070828D
Vinyl Chloride	ND		1.0	0.50	µg/L	N/A	N/A	8/29/2007	WM2D070828D
Xylenes, Total	ND		1.0	0.50	µg/L	N/A	N/A	8/29/2007	WM2D070828D

Surrogate	Surrogate Recovery	Control Limits (%)
4-Bromofluorobenzene	90.1	60 - 130
Dibromofluoromethane	113	60 - 130
Toluene-d8	98.1	60 - 130

Analyzed by: TAF

Reviewed by: MaiChiTu

Entech Analytical Labs, Inc.

3334 Victor Court , Santa Clara, CA 95054

Phone: (408) 588-0200

Fax: (408) 588-0201

Enviro Soil Tech Consultants
131 Tully Road
San Jose, CA 95111
Attn: Frank Hamedi

Project Number: 8-90-421-SI
Project Name: 400 San Pablo Avenue
Project Location: Albany
GlobalID: T0600101089

Certificate of Analysis - Data Report

Samples Received: 08/17/2007
Sample Collected by: Client

Lab #: 56792-003 Sample ID: STMW-3 Matrix: Liquid Sample Date: 8/16/2007 12:39 PM

TPH-Purgeable - GC : EPA 5030B / EPA 8015B

Parameter	Result	Qual	D/P-F	Detection Limit	Units	Prep Date	Prep Batch	Analysis Date	QC Batch
TPH as Gasoline	ND		1.0	50	µg/L	N/A	N/A	8/28/2007	WGC070828
Surrogate	Surrogate Recovery		Control Limits (%)					Analyzed by: JAbidog	
4-Bromofluorobenzene	90.3		65	- 135				Reviewed by: MaiChiTu	

Entech Analytical Labs, Inc.

3334 Victor Court , Santa Clara, CA 95054

Phone: (408) 588-0200

Fax: (408) 588-0201

Enviro Soil Tech Consultants
131 Tully Road
San Jose, CA 95111
Attn: Frank Hamedi

Project Number: 8-90-421-SI
Project Name: 400 San Pablo Avenue
Project Location: Albany
GlobalID: T0600101089

Certificate of Analysis - Data Report

Samples Received: 08/17/2007

Sample Collected by: Client

Lab # : 56792-004

Sample ID: STMW-4

Matrix: Liquid Sample Date: 8/16/2007 11:55 AM

VOCs: EPA 5030B / EPA 8260B for Groundwater and Water - EPA 624 for Wastewater

Parameter	Result	Qual	D/P-F	Detection Limit	Units	Prep Date	Prep Batch	Analysis Date	QC Batch
1,1,1,2-Tetrachloroethane	ND		1.0	0.50	µg/L	N/A	N/A	8/29/2007	WM2D070828D
1,1,1-Trichloroethane	ND		1.0	0.50	µg/L	N/A	N/A	8/29/2007	WM2D070828D
1,1,2,2-Tetrachloroethane	ND		1.0	0.50	µg/L	N/A	N/A	8/29/2007	WM2D070828D
1,1,2-Trichloroethane	ND		1.0	0.50	µg/L	N/A	N/A	8/29/2007	WM2D070828D
1,1-Dichloroethane	ND		1.0	0.50	µg/L	N/A	N/A	8/29/2007	WM2D070828D
1,1-Dichloroethene	ND		1.0	0.50	µg/L	N/A	N/A	8/29/2007	WM2D070828D
1,1-Dichloropropene	ND		1.0	0.50	µg/L	N/A	N/A	8/29/2007	WM2D070828D
1,2,3-Trichlorobenzene	ND		1.0	5.0	µg/L	N/A	N/A	8/29/2007	WM2D070828D
1,2,3-Trichloropropane	ND		1.0	5.0	µg/L	N/A	N/A	8/29/2007	WM2D070828D
1,2,4-Trichlorobenzene	ND		1.0	5.0	µg/L	N/A	N/A	8/29/2007	WM2D070828D
1,2,4-Trimethylbenzene	ND		1.0	5.0	µg/L	N/A	N/A	8/29/2007	WM2D070828D
1,2-Dibromo-3-Chloropropane	ND		1.0	5.0	µg/L	N/A	N/A	8/29/2007	WM2D070828D
1,2-Dibromoethane (EDB)	ND		1.0	0.50	µg/L	N/A	N/A	8/29/2007	WM2D070828D
1,2-Dichlorobenzene	ND		1.0	0.50	µg/L	N/A	N/A	8/29/2007	WM2D070828D
1,2-Dichloroethane	ND		1.0	0.50	µg/L	N/A	N/A	8/29/2007	WM2D070828D
1,2-Dichloropropane	ND		1.0	0.50	µg/L	N/A	N/A	8/29/2007	WM2D070828D
1,3,5-Trimethylbenzene	ND		1.0	5.0	µg/L	N/A	N/A	8/29/2007	WM2D070828D
1,3-Dichlorobenzene	ND		1.0	0.50	µg/L	N/A	N/A	8/29/2007	WM2D070828D
1,3-Dichloropropane	ND		1.0	0.50	µg/L	N/A	N/A	8/29/2007	WM2D070828D
1,4-Dichlorobenzene	ND		1.0	0.50	µg/L	N/A	N/A	8/29/2007	WM2D070828D
1,4-Dioxane	ND		1.0	50	µg/L	N/A	N/A	8/29/2007	WM2D070828D
2,2-Dichloropropane	ND		1.0	0.50	µg/L	N/A	N/A	8/29/2007	WM2D070828D
2-Butanone (MEK)	ND		1.0	20	µg/L	N/A	N/A	8/29/2007	WM2D070828D
2-Chloroethyl-vinyl Ether	ND		1.0	5.0	µg/L	N/A	N/A	8/29/2007	WM2D070828D
2-Chlorotoluene	ND		1.0	5.0	µg/L	N/A	N/A	8/29/2007	WM2D070828D
2-Hexanone	ND		1.0	20	µg/L	N/A	N/A	8/29/2007	WM2D070828D
4-Chlorotoluene	ND		1.0	5.0	µg/L	N/A	N/A	8/29/2007	WM2D070828D
4-Methyl-2-Pentanone(MIBK)	ND		1.0	20	µg/L	N/A	N/A	8/29/2007	WM2D070828D
Acetone	ND		1.0	20	µg/L	N/A	N/A	8/29/2007	WM2D070828D
Acetonitrile	ND		1.0	5.0	µg/L	N/A	N/A	8/29/2007	WM2D070828D
Acrolein	ND		1.0	5.0	µg/L	N/A	N/A	8/29/2007	WM2D070828D
Acrylonitrile	ND		1.0	5.0	µg/L	N/A	N/A	8/29/2007	WM2D070828D
Benzene	ND		1.0	0.50	µg/L	N/A	N/A	8/29/2007	WM2D070828D
Benzyl Chloride	ND		1.0	5.0	µg/L	N/A	N/A	8/29/2007	WM2D070828D
Bromobenzene	ND		1.0	0.50	µg/L	N/A	N/A	8/29/2007	WM2D070828D
Bromochloromethane	ND		1.0	0.50	µg/L	N/A	N/A	8/29/2007	WM2D070828D
Bromodichloromethane	ND		1.0	0.50	µg/L	N/A	N/A	8/29/2007	WM2D070828D
Bromoform	ND		1.0	0.50	µg/L	N/A	N/A	8/29/2007	WM2D070828D
Bromomethane	ND		1.0	0.50	µg/L	N/A	N/A	8/29/2007	WM2D070828D
Carbon Disulfide	ND		1.0	0.50	µg/L	N/A	N/A	8/29/2007	WM2D070828D
Carbon Tetrachloride	ND		1.0	0.50	µg/L	N/A	N/A	8/29/2007	WM2D070828D
Chlorobenzene	ND		1.0	0.50	µg/L	N/A	N/A	8/29/2007	WM2D070828D
Chloroethane	ND		1.0	0.50	µg/L	N/A	N/A	8/29/2007	WM2D070828D
Chloroform	ND		1.0	0.50	µg/L	N/A	N/A	8/29/2007	WM2D070828D
Chloromethane	ND		1.0	0.50	µg/L	N/A	N/A	8/29/2007	WM2D070828D

Detection Limit = Detection Limit for Reporting.

ND = Not Detected at or above the Detection Limit.

D/P-F = Dilution and/or Prep Factor includes sample volume adjustments.

Qual = Data Qualifier

8/31/2007 3:23:50 PM - E.Ling

Entech Analytical Labs, Inc.

3334 Victor Court , Santa Clara, CA 95054

Phone: (408) 588-0200

Fax: (408) 588-0201

Enviro Soil Tech Consultants
131 Tully Road
San Jose, CA 95111
Attn: Frank Hamedi

Project Number: 8-90-421-SI
Project Name: 400 San Pablo Avenue
Project Location: Albany
GlobalID: T0600101089

Certificate of Analysis - Data Report

Samples Received: 08/17/2007
Sample Collected by: Client

Lab # : 56792-004

Sample ID: STMW-4

Matrix: Liquid Sample Date: 8/16/2007 11:55 AM

VOCs: EPA 5030B / EPA 8260B for Groundwater and Water - EPA 624 for Wastewater

Parameter	Result	Qual	D/P-F	Detection Limit	Units	Prep Date	Prep Batch	Analysis Date	QC Batch
cis-1,2-Dichloroethene	ND		1.0	0.50	µg/L	N/A	N/A	8/29/2007	WM2D070828D
cis-1,3-Dichloropropene	ND		1.0	0.50	µg/L	N/A	N/A	8/29/2007	WM2D070828D
Cyclohexanone	ND		1.0	20	µg/L	N/A	N/A	8/29/2007	WM2D070828D
Dibromochloromethane	ND		1.0	0.50	µg/L	N/A	N/A	8/29/2007	WM2D070828D
Dibromomethane	ND		1.0	0.50	µg/L	N/A	N/A	8/29/2007	WM2D070828D
Dichlorodifluoromethane	ND		1.0	0.50	µg/L	N/A	N/A	8/29/2007	WM2D070828D
Diisopropyl Ether	ND		1.0	5.0	µg/L	N/A	N/A	8/29/2007	WM2D070828D
Ethyl Benzene	ND		1.0	0.50	µg/L	N/A	N/A	8/29/2007	WM2D070828D
Freon 113	ND		1.0	5.0	µg/L	N/A	N/A	8/29/2007	WM2D070828D
Hexachlorobutadiene	ND		1.0	5.0	µg/L	N/A	N/A	8/29/2007	WM2D070828D
Iodomethane	ND		1.0	5.0	µg/L	N/A	N/A	8/29/2007	WM2D070828D
Isopropanol	ND		1.0	20	µg/L	N/A	N/A	8/29/2007	WM2D070828D
Isopropylbenzene	ND		1.0	1.0	µg/L	N/A	N/A	8/29/2007	WM2D070828D
Methyl-t-butyl Ether	ND		1.0	1.0	µg/L	N/A	N/A	8/29/2007	WM2D070828D
Methylene Chloride	ND		1.0	20	µg/L	N/A	N/A	8/29/2007	WM2D070828D
n-Butylbenzene	ND		1.0	5.0	µg/L	N/A	N/A	8/29/2007	WM2D070828D
n-Propylbenzene	ND		1.0	5.0	µg/L	N/A	N/A	8/29/2007	WM2D070828D
Naphthalene	ND		1.0	5.0	µg/L	N/A	N/A	8/29/2007	WM2D070828D
p-Isopropyltoluene	ND		1.0	5.0	µg/L	N/A	N/A	8/29/2007	WM2D070828D
Pentachloroethane	ND		1.0	0.50	µg/L	N/A	N/A	8/29/2007	WM2D070828D
sec-Butylbenzene	ND		1.0	5.0	µg/L	N/A	N/A	8/29/2007	WM2D070828D
Styrene	ND		1.0	0.50	µg/L	N/A	N/A	8/29/2007	WM2D070828D
tert-Amyl Methyl Ether	ND		1.0	5.0	µg/L	N/A	N/A	8/29/2007	WM2D070828D
tert-Butanol (TBA)	ND		1.0	10	µg/L	N/A	N/A	8/29/2007	WM2D070828D
tert-Butyl Ethyl Ether	ND		1.0	5.0	µg/L	N/A	N/A	8/29/2007	WM2D070828D
tert-Butylbenzene	ND		1.0	5.0	µg/L	N/A	N/A	8/29/2007	WM2D070828D
Tetrachloroethene	ND		1.0	0.50	µg/L	N/A	N/A	8/29/2007	WM2D070828D
Tetrahydrofuran	ND		1.0	20	µg/L	N/A	N/A	8/29/2007	WM2D070828D
Toluene	ND		1.0	0.50	µg/L	N/A	N/A	8/29/2007	WM2D070828D
trans-1,2-Dichloroethene	ND		1.0	0.50	µg/L	N/A	N/A	8/29/2007	WM2D070828D
trans-1,3-Dichloropropene	ND		1.0	0.50	µg/L	N/A	N/A	8/29/2007	WM2D070828D
trans-1,4-Dichloro-2-butene	ND		1.0	5.0	µg/L	N/A	N/A	8/29/2007	WM2D070828D
Trichloroethene	ND		1.0	0.50	µg/L	N/A	N/A	8/29/2007	WM2D070828D
Trichlorofluoromethane	ND		1.0	0.50	µg/L	N/A	N/A	8/29/2007	WM2D070828D
Vinyl Acetate	ND		1.0	5.0	µg/L	N/A	N/A	8/29/2007	WM2D070828D
Vinyl Chloride	ND		1.0	0.50	µg/L	N/A	N/A	8/29/2007	WM2D070828D
Xylenes, Total	ND		1.0	0.50	µg/L	N/A	N/A	8/29/2007	WM2D070828D

Surrogate	Surrogate Recovery	Control Limits (%)
4-Bromofluorobenzene	90.0	60 - 130
Dibromofluoromethane	110	60 - 130
Toluene-d8	98.0	60 - 130

Analyzed by: TAF

Reviewed by: MaiChiTu

Entech Analytical Labs, Inc.

3334 Victor Court , Santa Clara, CA 95054

Phone: (408) 588-0200

Fax: (408) 588-0201

Enviro Soil Tech Consultants
131 Tully Road
San Jose, CA 95111
Attn: Frank Hamedi

Project Number: 8-90-421-SI
Project Name: 400 San Pablo Avenue
Project Location: Albany
GlobalID: T0600101089

Certificate of Analysis - Data Report

Samples Received: 08/17/2007
Sample Collected by: Client

Lab # : 56792-004 Sample ID: STMW-4 Matrix: Liquid Sample Date: 8/16/2007 11:55 AM

TPH-Purgeable - GC : EPA 5030B / EPA 8015B

Parameter	Result	Qual	D/P-F	Detection Limit	Units	Prep Date	Prep Batch	Analysis Date	QC Batch
TPH as Gasoline	ND		1.0	50	µg/L	N/A	N/A	8/29/2007	WGC070828

Surrogate	Surrogate Recovery	Control Limits (%)
4-Bromofluorobenzene	88.0	65 - 135

Analyzed by: JAbidog
Reviewed by: MaiChiTu

Entech Analytical Labs, Inc.

3334 Victor Court , Santa Clara, CA 95054

Phone: (408) 588-0200

Fax: (408) 588-0201

Enviro Soil Tech Consultants
131 Tully Road
San Jose, CA 95111
Attn: Frank Hamedi

Project Number: 8-90-421-SI
Project Name: 400 San Pablo Avenue
Project Location: Albany
GlobalID: T0600101089

Certificate of Analysis - Data Report

Samples Received: 08/17/2007

Sample Collected by: Client

Lab # : 56792-005

Sample ID: STMW-6

Matrix: Liquid Sample Date: 8/16/2007 10:15 AM

VOCs: EPA 5030B / EPA 8260B for Groundwater and Water - EPA 624 for Wastewater

Parameter	Result	Qual	D/P-F	Detection Limit	Units	Prep Date	Prep Batch	Analysis Date	QC Batch
1,1,1,2-Tetrachloroethane	ND		5.0	2.5	µg/L	N/A	N/A	8/30/2007	WM1A070830A
1,1,1-Trichloroethane	ND		5.0	2.5	µg/L	N/A	N/A	8/30/2007	WM1A070830A
1,1,2,2-Tetrachloroethane	ND		5.0	2.5	µg/L	N/A	N/A	8/30/2007	WM1A070830A
1,1,2-Trichloroethane	ND		5.0	2.5	µg/L	N/A	N/A	8/30/2007	WM1A070830A
1,1-Dichloroethane	ND		5.0	2.5	µg/L	N/A	N/A	8/30/2007	WM1A070830A
1,1-Dichloroethene	ND		5.0	2.5	µg/L	N/A	N/A	8/30/2007	WM1A070830A
1,1-Dichloropropene	ND		5.0	2.5	µg/L	N/A	N/A	8/30/2007	WM1A070830A
1,2,3-Trichlorobenzene	ND		5.0	25	µg/L	N/A	N/A	8/30/2007	WM1A070830A
1,2,3-Trichloropropane	ND		5.0	25	µg/L	N/A	N/A	8/30/2007	WM1A070830A
1,2,4-Trichlorobenzene	ND		5.0	25	µg/L	N/A	N/A	8/30/2007	WM1A070830A
1,2,4-Trimethylbenzene	40		5.0	25	µg/L	N/A	N/A	8/30/2007	WM1A070830A
1,2-Dibromo-3-Chloropropane	ND		5.0	25	µg/L	N/A	N/A	8/30/2007	WM1A070830A
1,2-Dibromoethane (EDB)	ND		5.0	2.5	µg/L	N/A	N/A	8/30/2007	WM1A070830A
1,2-Dichlorobenzene	ND		5.0	2.5	µg/L	N/A	N/A	8/30/2007	WM1A070830A
1,2-Dichloroethane	ND		5.0	2.5	µg/L	N/A	N/A	8/30/2007	WM1A070830A
1,2-Dichloropropane	ND		5.0	2.5	µg/L	N/A	N/A	8/30/2007	WM1A070830A
1,3,5-Trimethylbenzene	ND		5.0	25	µg/L	N/A	N/A	8/30/2007	WM1A070830A
1,3-Dichlorobenzene	ND		5.0	2.5	µg/L	N/A	N/A	8/30/2007	WM1A070830A
1,3-Dichloropropane	ND		5.0	2.5	µg/L	N/A	N/A	8/30/2007	WM1A070830A
1,4-Dichlorobenzene	ND		5.0	2.5	µg/L	N/A	N/A	8/30/2007	WM1A070830A
1,4-Dioxane	ND		5.0	250	µg/L	N/A	N/A	8/30/2007	WM1A070830A
2,2-Dichloropropane	ND		5.0	2.5	µg/L	N/A	N/A	8/30/2007	WM1A070830A
2-Butanone (MEK)	ND		5.0	100	µg/L	N/A	N/A	8/30/2007	WM1A070830A
2-Chloroethyl-vinyl Ether	ND		5.0	25	µg/L	N/A	N/A	8/30/2007	WM1A070830A
2-Chlorotoluene	ND		5.0	25	µg/L	N/A	N/A	8/30/2007	WM1A070830A
2-Hexanone	ND		5.0	100	µg/L	N/A	N/A	8/30/2007	WM1A070830A
4-Chlorotoluene	ND		5.0	25	µg/L	N/A	N/A	8/30/2007	WM1A070830A
4-Methyl-2-Pentanone(MIBK)	ND		5.0	100	µg/L	N/A	N/A	8/30/2007	WM1A070830A
Acetone	ND		5.0	100	µg/L	N/A	N/A	8/30/2007	WM1A070830A
Acetonitrile	ND		5.0	25	µg/L	N/A	N/A	8/30/2007	WM1A070830A
Acrolein	ND		5.0	25	µg/L	N/A	N/A	8/30/2007	WM1A070830A
Acrylonitrile	ND		5.0	25	µg/L	N/A	N/A	8/30/2007	WM1A070830A
Benzene	200		5.0	2.5	µg/L	N/A	N/A	8/30/2007	WM1A070830A
Benzyl Chloride	ND		5.0	25	µg/L	N/A	N/A	8/30/2007	WM1A070830A
Bromobenzene	ND		5.0	2.5	µg/L	N/A	N/A	8/30/2007	WM1A070830A
Bromochloromethane	ND		5.0	2.5	µg/L	N/A	N/A	8/30/2007	WM1A070830A
Bromodichloromethane	ND		5.0	2.5	µg/L	N/A	N/A	8/30/2007	WM1A070830A
Bromoform	ND		5.0	2.5	µg/L	N/A	N/A	8/30/2007	WM1A070830A
Bromomethane	ND		5.0	2.5	µg/L	N/A	N/A	8/30/2007	WM1A070830A
Carbon Disulfide	ND		5.0	2.5	µg/L	N/A	N/A	8/30/2007	WM1A070830A
Carbon Tetrachloride	ND		5.0	2.5	µg/L	N/A	N/A	8/30/2007	WM1A070830A
Chlorobenzene	ND		5.0	2.5	µg/L	N/A	N/A	8/30/2007	WM1A070830A
Chloroethane	ND		5.0	2.5	µg/L	N/A	N/A	8/30/2007	WM1A070830A
Chloroform	ND		5.0	2.5	µg/L	N/A	N/A	8/30/2007	WM1A070830A
Chloromethane	ND		5.0	2.5	µg/L	N/A	N/A	8/30/2007	WM1A070830A

Detection Limit = Detection Limit for Reporting.

ND = Not Detected at or above the Detection Limit.

D/P-F = Dilution and/or Prep Factor includes sample volume adjustments.

Qual = Data Qualifier

8/31/2007 3:23:51 PM - ELing

Entech Analytical Labs, Inc.

3334 Victor Court , Santa Clara, CA 95054

Phone: (408) 588-0200

Fax: (408) 588-0201

Enviro Soil Tech Consultants
131 Tully Road
San Jose, CA 95111
Attn: Frank Hamedi

Project Number: 8-90-421-SI
Project Name: 400 San Pablo Avenue
Project Location: Albany
GlobalID: T0600101089

Certificate of Analysis - Data Report

Samples Received: 08/17/2007
Sample Collected by: Client

Lab # : 56792-005

Sample ID: STMW-6

Matrix: Liquid Sample Date: 8/16/2007 10:15 AM

VOCs: EPA 5030B / EPA 8260B for Groundwater and Water - EPA 624 for Wastewater

Parameter	Result	Qual	D/P-F	Detection Limit	Units	Prep Date	Prep Batch	Analysis Date	QC Batch
cis-1,2-Dichloroethene	ND		5.0	2.5	µg/L	N/A	N/A	8/30/2007	WM1A070830A
cis-1,3-Dichloropropene	ND		5.0	2.5	µg/L	N/A	N/A	8/30/2007	WM1A070830A
Cyclohexanone	ND		5.0	100	µg/L	N/A	N/A	8/30/2007	WM1A070830A
Dibromochloromethane	ND		5.0	2.5	µg/L	N/A	N/A	8/30/2007	WM1A070830A
Dibromomethane	ND		5.0	2.5	µg/L	N/A	N/A	8/30/2007	WM1A070830A
Dichlorodifluoromethane	ND		5.0	2.5	µg/L	N/A	N/A	8/30/2007	WM1A070830A
Diisopropyl Ether	ND		5.0	25	µg/L	N/A	N/A	8/30/2007	WM1A070830A
Ethyl Benzene	33		5.0	2.5	µg/L	N/A	N/A	8/30/2007	WM1A070830A
Freon 113	ND		5.0	25	µg/L	N/A	N/A	8/30/2007	WM1A070830A
Hexachlorobutadiene	ND		5.0	25	µg/L	N/A	N/A	8/30/2007	WM1A070830A
Iodomethane	ND		5.0	25	µg/L	N/A	N/A	8/30/2007	WM1A070830A
Isopropanol	ND		5.0	100	µg/L	N/A	N/A	8/30/2007	WM1A070830A
Isopropylbenzene	ND		5.0	5.0	µg/L	N/A	N/A	8/30/2007	WM1A070830A
Methyl-t-butyl Ether	5.0		5.0	5.0	µg/L	N/A	N/A	8/30/2007	WM1A070830A
Methylene Chloride	ND		5.0	100	µg/L	N/A	N/A	8/30/2007	WM1A070830A
n-Butylbenzene	ND		5.0	25	µg/L	N/A	N/A	8/30/2007	WM1A070830A
n-Propylbenzene	ND		5.0	25	µg/L	N/A	N/A	8/30/2007	WM1A070830A
Naphthalene	ND		5.0	25	µg/L	N/A	N/A	8/30/2007	WM1A070830A
p-Isopropyltoluene	ND		5.0	25	µg/L	N/A	N/A	8/30/2007	WM1A070830A
Pentachloroethane	ND		5.0	2.5	µg/L	N/A	N/A	8/30/2007	WM1A070830A
sec-Butylbenzene	ND		5.0	25	µg/L	N/A	N/A	8/30/2007	WM1A070830A
Styrene	ND		5.0	2.5	µg/L	N/A	N/A	8/30/2007	WM1A070830A
tert-Amyl Methyl Ether	ND		5.0	25	µg/L	N/A	N/A	8/30/2007	WM1A070830A
tert-Butanol (TBA)	ND		5.0	50	µg/L	N/A	N/A	8/30/2007	WM1A070830A
tert-Butyl Ethyl Ether	ND		5.0	25	µg/L	N/A	N/A	8/30/2007	WM1A070830A
tert-Butylbenzene	ND		5.0	25	µg/L	N/A	N/A	8/30/2007	WM1A070830A
Tetrachloroethene	ND		5.0	2.5	µg/L	N/A	N/A	8/30/2007	WM1A070830A
Tetrahydrofuran	ND		5.0	100	µg/L	N/A	N/A	8/30/2007	WM1A070830A
Toluene	81		5.0	2.5	µg/L	N/A	N/A	8/30/2007	WM1A070830A
trans-1,2-Dichloroethene	ND		5.0	2.5	µg/L	N/A	N/A	8/30/2007	WM1A070830A
trans-1,3-Dichloropropene	ND		5.0	2.5	µg/L	N/A	N/A	8/30/2007	WM1A070830A
trans-1,4-Dichloro-2-butene	ND		5.0	25	µg/L	N/A	N/A	8/30/2007	WM1A070830A
Trichloroethene	ND		5.0	2.5	µg/L	N/A	N/A	8/30/2007	WM1A070830A
Trichlorofluoromethane	ND		5.0	2.5	µg/L	N/A	N/A	8/30/2007	WM1A070830A
Vinyl Acetate	ND		5.0	25	µg/L	N/A	N/A	8/30/2007	WM1A070830A
Vinyl Chloride	ND		5.0	2.5	µg/L	N/A	N/A	8/30/2007	WM1A070830A
Xylenes, Total	110		5.0	2.5	µg/L	N/A	N/A	8/30/2007	WM1A070830A

Surrogate	Surrogate Recovery	Control Limits (%)
4-Bromofluorobenzene	116	60 - 130
Dibromofluoromethane	88.6	60 - 130
Toluene-d8	103	60 - 130

Analyzed by: XBian

Reviewed by: MaiChiTu

Entech Analytical Labs, Inc.

3334 Victor Court , Santa Clara, CA 95054

Phone: (408) 588-0200

Fax: (408) 588-0201

Enviro Soil Tech Consultants
131 Tully Road
San Jose, CA 95111
Attn: Frank Hamedi

Project Number: 8-90-421-SI
Project Name: 400 San Pablo Avenue
Project Location: Albany
GlobalID: T0600101089

Certificate of Analysis - Data Report

Samples Received: 08/17/2007
Sample Collected by: Client

Lab #: 56792-005 Sample ID: STMW-6 Matrix: Liquid Sample Date: 8/16/2007 10:15 AM

TPH-Purgeable - GC : EPA 5030B / EPA 8015B

Parameter	Result	Qual	D/P-F	Detection Limit	Units	Prep Date	Prep Batch	Analysis Date	QC Batch
TPH as Gasoline	1300		5.0	250	µg/L	N/A	N/A	8/29/2007	WGC070829

Surrogate	Surrogate Recovery	Control Limits (%)
4-Bromofluorobenzene	118	65 - 135

Analyzed by: JAbidog
Reviewed by: MaiChiTu

Entech Analytical Labs, Inc.

3334 Victor Court , Santa Clara, CA 95054 Phone: (408) 588-0200 Fax: (408) 588-0201

Method Blank - Liquid - TPH-Purgeable - GC : EPA 5030B / EPA 8015B

QC Batch ID: WGC070828

Validated by: MaiChiTu - 08/29/07

QC Batch Analysis Date: 8/28/2007

Parameter	Result	DF	PQLR	Units
TPH as Gasoline	ND	1	50	µg/L
Surrogate for Blank	% Recovery	Control Limits		
4-Bromofluorobenzene	92.2	65 - 135		

Entech Analytical Labs, Inc.

3334 Victor Court , Santa Clara, CA 95054 Phone: (408) 588-0200 Fax: (408) 588-0201

LCS / LCSD - Liquid - TPH-Purgeable - GC : EPA 5030B / EPA 8015B

QC Batch ID: WGC070828

Reviewed by: MaiChiTu - 08/29/07

QC Batch ID Analysis Date: 8/28/2007

LCS

Parameter	Method Blank	Spike Amt	SpikeResult	Units	% Recovery	Recovery Limits
TPH as Gasoline	<50	125	107	µg/L	85.6	65 - 135

Surrogate	% Recovery	Control Limits
4-Bromofluorobenzene	109	65 - 135

LCSD

Parameter	Method Blank	Spike Amt	SpikeResult	Units	% Recovery	RPD	RPD Limits	Recovery Limits
TPH as Gasoline	<50	125	114	µg/L	91.2	6.33	25.0	65 - 135

Surrogate	% Recovery	Control Limits
4-Bromofluorobenzene	124	65 - 135

Entech Analytical Labs, Inc.

3334 Victor Court , Santa Clara, CA 95054 Phone: (408) 588-0200 Fax: (408) 588-0201

Method Blank - Liquid - TPH-Purgeable - GC : EPA 5030B / EPA 8015B

QC Batch ID: WGC070829

Validated by: MaiChiTu - 08/30/07

QC Batch Analysis Date: 8/29/2007

Parameter	Result	DF	PQLR	Units
TPH as Gasoline	ND	1	50	µg/L
Surrogate for Blank	% Recovery	Control Limits		
4-Bromofluorobenzene	92.4	65 - 135		

Entech Analytical Labs, Inc.

3334 Victor Court , Santa Clara, CA 95054 Phone: (408) 588-0200 Fax: (408) 588-0201

LCS / LCSD - Liquid - TPH-Purgeable - GC : EPA 5030B / EPA 8015B

QC Batch ID: WGC070829

Reviewed by: MaiChiTu - 08/30/07

QC Batch ID Analysis Date: 8/29/2007

LCS

Parameter	Method Blank	Spike Amt	SpikeResult	Units	% Recovery	Recovery Limits
TPH as Gasoline	<50	125	106	µg/L	84.8	65 - 135
Surrogate	% Recovery	Control Limits				
4-Bromofluorobenzene	124	65 - 135				

LCSD

Parameter	Method Blank	Spike Amt	SpikeResult	Units	% Recovery	RPD	RPD Limits	Recovery Limits
TPH as Gasoline	<50	125	110	µg/L	88.0	3.70	25.0	65 - 135
Surrogate	% Recovery	Control Limits						
4-Bromofluorobenzene	131	65 - 135						

Entech Analytical Labs, Inc.

3334 Victor Court , Santa Clara, CA 95054 Phone: (408) 588-0200 Fax: (408) 588-0201

Method Blank - Liquid - VOCs: EPA 5030B / EPA 8260B for Groundwater and Water - EPA 624 for Wastewater

QC Batch ID: WM1A070830A

Validated by: MaiChiTu - 08/31/07

QC Batch Analysis Date: 8/30/2007

Parameter	Result	DF	PQLR	Units
1,1,1,2-Tetrachloroethane	ND	1	0.50	µg/L
1,1,1-Trichloroethane	ND	1	0.50	µg/L
1,1,2,2-Tetrachloroethane	ND	1	0.50	µg/L
1,1,2-Trichloroethane	ND	1	0.50	µg/L
1,1-Dichloroethane	ND	1	0.50	µg/L
1,1-Dichloroethene	ND	1	0.50	µg/L
1,1-Dichloropropene	ND	1	0.50	µg/L
1,2,3-Trichlorobenzene	ND	1	5.0	µg/L
1,2,3-Trichloropropane	ND	1	5.0	µg/L
1,2,4-Trichlorobenzene	ND	1	5.0	µg/L
1,2,4-Trimethylbenzene	ND	1	5.0	µg/L
1,2-Dibromo-3-Chloropropane	ND	1	5.0	µg/L
1,2-Dibromoethane (EDB)	ND	1	0.50	µg/L
1,2-Dichlorobenzene	ND	1	0.50	µg/L
1,2-Dichloroethane	ND	1	0.50	µg/L
1,2-Dichloropropane	ND	1	0.50	µg/L
1,3,5-Trimethylbenzene	ND	1	5.0	µg/L
1,3-Dichlorobenzene	ND	1	0.50	µg/L
1,3-Dichloropropane	ND	1	0.50	µg/L
1,4-Dichlorobenzene	ND	1	0.50	µg/L
1,4-Dioxane	ND	1	50	µg/L
2,2-Dichloropropane	ND	1	0.50	µg/L
2-Butanone (MEK)	ND	1	20	µg/L
2-Chloroethyl-vinyl Ether	ND	1	5.0	µg/L
2-Chlorotoluene	ND	1	5.0	µg/L
2-Hexanone	ND	1	20	µg/L
4-Chlorotoluene	ND	1	5.0	µg/L
4-Methyl-2-Pentanone(MIBK)	ND	1	20	µg/L
Acetone	ND	1	20	µg/L
Acetonitrile	ND	1	5.0	µg/L
Acrolein	ND	1	5.0	µg/L
Acrylonitrile	ND	1	5.0	µg/L
Benzene	ND	1	0.50	µg/L
Benzyl Chloride	ND	1	5.0	µg/L
Bromobenzene	ND	1	0.50	µg/L
Bromochloromethane	ND	1	0.50	µg/L
Bromodichloromethane	ND	1	0.50	µg/L
Bromoform	ND	1	0.50	µg/L
Bromomethane	ND	1	0.50	µg/L
Carbon Disulfide	ND	1	0.50	µg/L
Carbon Tetrachloride	ND	1	0.50	µg/L
Chlorobenzene	ND	1	0.50	µg/L
Chloroethane	ND	1	0.50	µg/L
Chloroform	ND	1	0.50	µg/L
Chloromethane	ND	1	0.50	µg/L
cis-1,2-Dichloroethene	ND	1	0.50	µg/L
cis-1,3-Dichloropropene	ND	1	0.50	µg/L
Cyclohexanone	ND	1	20	µg/L
Dibromochloromethane	ND	1	0.50	µg/L
Dibromomethane	ND	1	0.50	µg/L

Entech Analytical Labs, Inc.

3334 Victor Court , Santa Clara, CA 95054 Phone: (408) 588-0200 Fax: (408) 588-0201

Method Blank - Liquid - VOCs: EPA 5030B / EPA 8260B for Groundwater and Water - EPA 624 for Wastewater

QC Batch ID: WM1A070830A

Validated by: MaiChiTu - 08/31/07

QC Batch Analysis Date: 8/30/2007

Parameter	Result	DF	PQLR	Units
Dichlorodifluoromethane	ND	1	0.50	µg/L
Diisopropyl Ether	ND	1	5.0	µg/L
Ethyl Benzene	ND	1	0.50	µg/L
Freon 113	ND	1	5.0	µg/L
Hexachlorobutadiene	ND	1	5.0	µg/L
Iodomethane	ND	1	5.0	µg/L
Isopropanol	ND	1	20	µg/L
Isopropylbenzene	ND	1	1.0	µg/L
Methylene Chloride	ND	1	20	µg/L
Methyl-t-butyl Ether	ND	1	1.0	µg/L
Naphthalene	ND	1	5.0	µg/L
n-Butylbenzene	ND	1	5.0	µg/L
n-Propylbenzene	ND	1	5.0	µg/L
Pentachloroethane	ND	1	0.50	µg/L
p-Isopropyltoluene	ND	1	5.0	µg/L
sec-Butylbenzene	ND	1	5.0	µg/L
Styrene	ND	1	0.50	µg/L
tert-Amyl Methyl Ether	ND	1	5.0	µg/L
tert-Butanol (TBA)	ND	1	10	µg/L
tert-Butyl Ethyl Ether	ND	1	5.0	µg/L
tert-Butylbenzene	ND	1	5.0	µg/L
Tetrachloroethene	ND	1	0.50	µg/L
Tetrahydrofuran	ND	1	20	µg/L
Toluene	ND	1	0.50	µg/L
trans-1,2-Dichloroethene	ND	1	0.50	µg/L
trans-1,3-Dichloropropene	ND	1	0.50	µg/L
trans-1,4-Dichloro-2-butene	ND	1	5.0	µg/L
Trichloroethene	ND	1	0.50	µg/L
Trichlorofluoromethane	ND	1	0.50	µg/L
Vinyl Acetate	ND	1	5.0	µg/L
Vinyl Chloride	ND	1	0.50	µg/L
Xylenes, Total	ND	1	0.50	µg/L

Surrogate for Blank	% Recovery	Control Limits
4-Bromofluorobenzene	117	60 - 130
Dibromofluoromethane	88.0	60 - 130
Toluene-d8	102	60 - 130

Entech Analytical Labs, Inc.

3334 Victor Court , Santa Clara, CA 95054 Phone: (408) 588-0200 Fax: (408) 588-0201

LCS / LCSD - Liquid - VOCs: EPA 5030B / EPA 8260B for Groundwater and Water - EPA 624 for Wastewater

QC Batch ID: WM1A070830A

Reviewed by: MaiChiTu - 08/31/07

QC Batch ID Analysis Date: 8/30/2007

LCS

Parameter	Method Blank	Spike Amt	SpikeResult	Units	% Recovery	Recovery Limits
1,1-Dichloroethene	<0.50	20	21.5	µg/L	108	70 - 130
Benzene	<0.50	20	22.0	µg/L	110	70 - 130
Chlorobenzene	<0.50	20	22.3	µg/L	112	70 - 130
Methyl-t-butyl Ether	<1.0	20	18.9	µg/L	94.5	70 - 130
Toluene	<0.50	20	21.1	µg/L	106	70 - 130
Trichloroethene	<0.50	20	21.9	µg/L	110	70 - 130

Surrogate

	% Recovery	Control Limits
--	------------	----------------

4-Bromofluorobenzene	120	60 - 130
Dibromofluoromethane	98.0	60 - 130
Toluene-d8	101	60 - 130

LCSD

Parameter	Method Blank	Spike Amt	SpikeResult	Units	% Recovery	RPD	RPD Limits	Recovery Limits
1,1-Dichloroethene	<0.50	20	20.0	µg/L	100	7.23	25.0	70 - 130
Benzene	<0.50	20	20.3	µg/L	102	8.04	25.0	70 - 130
Chlorobenzene	<0.50	20	20.4	µg/L	102	8.90	25.0	70 - 130
Methyl-t-butyl Ether	<1.0	20	19.7	µg/L	98.5	4.15	25.0	70 - 130
Toluene	<0.50	20	20.2	µg/L	101	4.36	25.0	70 - 130
Trichloroethene	<0.50	20	20.1	µg/L	100	8.57	25.0	70 - 130

Surrogate

	% Recovery	Control Limits
--	------------	----------------

4-Bromofluorobenzene	114	60 - 130
Dibromofluoromethane	100	60 - 130
Toluene-d8	101	60 - 130

Entech Analytical Labs, Inc.

3334 Victor Court , Santa Clara, CA 95054 Phone: (408) 588-0200 Fax: (408) 588-0201

Method Blank - Liquid - VOCs: EPA 5030B / EPA 8260B for Groundwater and Water - EPA 624 for Wastewater

QC Batch ID: WM2D070828D

Validated by: MaiChiTu - 08/29/07

QC Batch Analysis Date: 8/28/2007

Parameter	Result	DF	PQLR	Units
1,1,1,2-Tetrachloroethane	ND	1	0.50	µg/L
1,1,1-Trichloroethane	ND	1	0.50	µg/L
1,1,2,2-Tetrachloroethane	ND	1	0.50	µg/L
1,1,2-Trichloroethane	ND	1	0.50	µg/L
1,1-Dichloroethane	ND	1	0.50	µg/L
1,1-Dichloroethene	ND	1	0.50	µg/L
1,1-Dichloropropene	ND	1	0.50	µg/L
1,2,3-Trichlorobenzene	ND	1	5.0	µg/L
1,2,3-Trichloropropane	ND	1	5.0	µg/L
1,2,4-Trichlorobenzene	ND	1	5.0	µg/L
1,2,4-Trimethylbenzene	ND	1	5.0	µg/L
1,2-Dibromo-3-Chloropropane	ND	1	5.0	µg/L
1,2-Dibromoethane (EDB)	ND	1	0.50	µg/L
1,2-Dichlorobenzene	ND	1	0.50	µg/L
1,2-Dichloroethane	ND	1	0.50	µg/L
1,2-Dichloropropane	ND	1	0.50	µg/L
1,3,5-Trimethylbenzene	ND	1	5.0	µg/L
1,3-Dichlorobenzene	ND	1	0.50	µg/L
1,3-Dichloropropane	ND	1	0.50	µg/L
1,4-Dichlorobenzene	ND	1	0.50	µg/L
1,4-Dioxane	ND	1	50	µg/L
2,2-Dichloropropane	ND	1	0.50	µg/L
2-Butanone (MEK)	ND	1	20	µg/L
2-Chloroethyl-vinyl Ether	ND	1	5.0	µg/L
2-Chlorotoluene	ND	1	5.0	µg/L
2-Hexanone	ND	1	20	µg/L
4-Chlorotoluene	ND	1	5.0	µg/L
4-Methyl-2-Pentanone(MIBK)	ND	1	20	µg/L
Acetone	ND	1	20	µg/L
Acetonitrile	ND	1	5.0	µg/L
Acrolein	ND	1	5.0	µg/L
Acrylonitrile	ND	1	5.0	µg/L
Benzene	ND	1	0.50	µg/L
Benzyl Chloride	ND	1	5.0	µg/L
Bromobenzene	ND	1	0.50	µg/L
Bromochloromethane	ND	1	0.50	µg/L
Bromodichloromethane	ND	1	0.50	µg/L
Bromoform	ND	1	0.50	µg/L
Bromomethane	ND	1	0.50	µg/L
Carbon Disulfide	ND	1	0.50	µg/L
Carbon Tetrachloride	ND	1	0.50	µg/L
Chlorobenzene	ND	1	0.50	µg/L
Chloroethane	ND	1	0.50	µg/L
Chloroform	ND	1	0.50	µg/L
Chloromethane	ND	1	0.50	µg/L
cis-1,2-Dichloroethene	ND	1	0.50	µg/L
cis-1,3-Dichloropropene	ND	1	0.50	µg/L
Cyclohexanone	ND	1	20	µg/L
Dibromochloromethane	ND	1	0.50	µg/L
Dibromomethane	ND	1	0.50	µg/L

Entech Analytical Labs, Inc.

3334 Victor Court , Santa Clara, CA 95054 Phone: (408) 588-0200 Fax: (408) 588-0201

Method Blank - Liquid - VOCs: EPA 5030B / EPA 8260B for Groundwater and Water - EPA 624 for Wastewater

QC Batch ID: WM2D070828D

Validated by: MaiChiTu - 08/29/07

QC Batch Analysis Date: 8/28/2007

Parameter	Result	DF	PQLR	Units
Dichlorodifluoromethane	ND	1	0.50	µg/L
Diisopropyl Ether	ND	1	5.0	µg/L
Ethyl Benzene	ND	1	0.50	µg/L
Freon 113	ND	1	5.0	µg/L
Hexachlorobutadiene	ND	1	5.0	µg/L
Iodomethane	ND	1	5.0	µg/L
Isopropanol	ND	1	20	µg/L
Isopropylbenzene	ND	1	1.0	µg/L
Methylene Chloride	ND	1	20	µg/L
Methyl-t-butyl Ether	ND	1	1.0	µg/L
Naphthalene	ND	1	5.0	µg/L
n-Butylbenzene	ND	1	5.0	µg/L
n-Propylbenzene	ND	1	5.0	µg/L
Pentachloroethane	ND	1	0.50	µg/L
p-Isopropyltoluene	ND	1	5.0	µg/L
sec-Butylbenzene	ND	1	5.0	µg/L
Styrene	ND	1	0.50	µg/L
tert-Amyl Methyl Ether	ND	1	5.0	µg/L
tert-Butanol (TBA)	ND	1	10	µg/L
tert-Butyl Ethyl Ether	ND	1	5.0	µg/L
tert-Butylbenzene	ND	1	5.0	µg/L
Tetrachloroethene	ND	1	0.50	µg/L
Tetrahydrofuran	ND	1	20	µg/L
Toluene	ND	1	0.50	µg/L
trans-1,2-Dichloroethene	ND	1	0.50	µg/L
trans-1,3-Dichloropropene	ND	1	0.50	µg/L
trans-1,4-Dichloro-2-butene	ND	1	5.0	µg/L
Trichloroethene	ND	1	0.50	µg/L
Trichlorofluoromethane	ND	1	0.50	µg/L
Vinyl Acetate	ND	1	5.0	µg/L
Vinyl Chloride	ND	1	0.50	µg/L
Xylenes, Total	ND	1	0.50	µg/L

Surrogate for Blank	% Recovery	Control Limits
4-Bromofluorobenzene	91.2	60 - 130
Dibromofluoromethane	108	60 - 130
Toluene-d8	97.6	60 - 130

Entech Analytical Labs, Inc.

3334 Victor Court , Santa Clara, CA 95054 Phone: (408) 588-0200 Fax: (408) 588-0201

LCS / LCSD - Liquid - VOCs: EPA 5030B / EPA 8260B for Groundwater and Water - EPA 624 for Wastewater

QC Batch ID: WM2D070828D

Reviewed by: MaiChiTu - 08/29/07

QC Batch ID Analysis Date: 8/28/2007

LCS

Parameter	Method Blank	Spike Amt	SpikeResult	Units	% Recovery	Recovery Limits
1,1-Dichloroethene	<0.50	20	17.9	µg/L	89.5	70 - 130
Benzene	<0.50	20	17.8	µg/L	89.0	70 - 130
Chlorobenzene	<0.50	20	18.1	µg/L	90.5	70 - 130
Methyl-t-butyl Ether	<1.0	20	19.0	µg/L	95.0	70 - 130
Toluene	<0.50	20	17.1	µg/L	85.5	70 - 130
Trichloroethene	<0.50	20	17.8	µg/L	89.0	70 - 130

Surrogate

	% Recovery	Control Limits
--	------------	----------------

4-Bromofluorobenzene	95.4	60 - 130
Dibromofluoromethane	108	60 - 130
Toluene-d8	97.7	60 - 130

LCSD

Parameter	Method Blank	Spike Amt	SpikeResult	Units	% Recovery	RPD	RPD Limits	Recovery Limits
1,1-Dichloroethene	<0.50	20	20.0	µg/L	100	11.1	25.0	70 - 130
Benzene	<0.50	20	19.6	µg/L	98.0	9.63	25.0	70 - 130
Chlorobenzene	<0.50	20	19.8	µg/L	99.0	8.97	25.0	70 - 130
Methyl-t-butyl Ether	<1.0	20	21.0	µg/L	105	10.0	25.0	70 - 130
Toluene	<0.50	20	18.7	µg/L	93.5	8.94	25.0	70 - 130
Trichloroethene	<0.50	20	19.4	µg/L	97.0	8.60	25.0	70 - 130

Surrogate

	% Recovery	Control Limits
--	------------	----------------

4-Bromofluorobenzene	95.8	60 - 130
Dibromofluoromethane	109	60 - 130
Toluene-d8	98.0	60 - 130

Entech Analytical Labs, Inc.

3334 Victor Court , Santa Clara, CA 95054 Phone: (408) 588-0200 Fax: (408) 588-0201

MS / MSD - Liquid - VOCs: EPA 5030B / EPA 8260B for Groundwater and Water - EPA 624 for Wastewater

QC Batch ID: WM2D070828D

Reviewed by: MaiChiTu - 08/29/07

QC Batch ID Analysis Date: 8/28/2007

MS Sample Spiked: 56792-004

Parameter	Sample Result	Spike Amount	Spike Result	Units	Analysis Date	% Recovery	Recovery Limits
1,1-Dichloroethene	ND	20	19.0	µg/L	8/28/2007	95.0	70 - 130
Benzene	ND	20	19.2	µg/L	8/28/2007	96.0	70 - 130
Chlorobenzene	ND	20	19.3	µg/L	8/28/2007	96.5	70 - 130
Methyl-t-butyl Ether	ND	20	19.0	µg/L	8/28/2007	95.0	70 - 130
Toluene	ND	20	18.2	µg/L	8/28/2007	91.0	70 - 130
Trichloroethene	ND	20	18.5	µg/L	8/28/2007	92.5	70 - 130

Surrogate	% Recovery	Control Limits
4-Bromofluorobenzene	93.8	60 - 130
Dibromofluoromethane	108	60 - 130
Toluene-d8	98.3	60 - 130

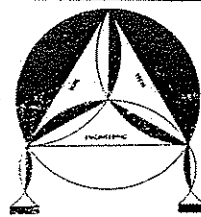
MSD Sample Spiked: 56792-004

Parameter	Sample Result	Spike Amount	Spike Result	Units	Analysis Date	% Recovery	RPD	RPD Limits	Recovery Limits
1,1-Dichloroethene	ND	20	18.2	µg/L	8/28/2007	91.0	4.30	25.0	70 - 130
Benzene	ND	20	18.8	µg/L	8/28/2007	94.0	2.11	25.0	70 - 130
Chlorobenzene	ND	20	19.2	µg/L	8/28/2007	96.0	0.519	25.0	70 - 130
Methyl-t-butyl Ether	ND	20	18.5	µg/L	8/28/2007	92.5	2.67	25.0	70 - 130
Toluene	ND	20	17.8	µg/L	8/28/2007	89.0	2.22	25.0	70 - 130
Trichloroethene	ND	20	18.4	µg/L	8/28/2007	92.0	0.542	25.0	70 - 130

Surrogate	% Recovery	Control Limits
4-Bromofluorobenzene	93.7	60 - 130
Dibromofluoromethane	107	60 - 130
Toluene-d8	97.0	60 - 130

CHAIN OF CUSTODY RECORD

PROJ. NO. 890-421-51		NAME 400 San Pablo Ave., Albany					CONTAINER	ANALYSES REQUESTED IPHA by 8/10/07 EDA 8/26/07					REMARKS 56792
SAMPLERS: (Signature) Ruhel Menley													
NO.	DATE	TIME	SOIL	WATER	LOCATION								
1	8/16/07	15:02		✓	STMW-1	001	4	✓	✓		EDF #T0600101089		
2		13:28		✓	STMW-2	002	4	✓	✓				
3		12:39		✓	STMW-3	003	4	✓	✓				
4		11:55		✓	STMW-4	004	4	✓	✓		* Full lists		
5	10:5			✓	STMW-5	005	4	✓	✓		(C)		
6		14:10		✓	STMW-6	006	4	✓	✓		* All vials are HCL preserved*		
7	10:15			✓	STMW-2	007	4	✓	✓	(C)			
8	9:15			✓	STMW-3	008	4	✓	✓	(C)	Note: Please label all the field points according to the Chain		
* Samples # 005, 007, 008 cancelled as per conversation with the client.													
→ "to be re-sampled later"													
							4 vials each (w/HCL)						
							Rec'd @ Temperature: 5.2°C						
Relinquished by: (Signature) Ruhel Menley		Date / Time 8/17/07 1233		Received by: (Signature) <i>[Signature]</i>			Relinquished by: (Signature)		Date / Time		Received by: (Signature)		
Relinquished by: (Signature) <i>[Signature]</i>		Date / Time 08/17/07 1506		Received by: (Signature) <i>[Signature]</i>			Relinquished by: (Signature)		Date / Time		Received by: (Signature)		
Relinquished by: (Signature) <i>[Signature]</i>		Date / Time		Received for Laboratory by: (Signature)			Date / Time		Remarks Please send lab report to Frank Hamedi				



ENVIRO SOIL TECH CONSULTANTS
 Environmental & Geotechnical Consultants
 131 TULLY ROAD, SAN JOSE, CALIFORNIA 95111
 Tel: (408) 297-1500 Fax: (408) 292-2116

Entech Analytical Labs, Inc.

3334 Victor Court , Santa Clara, CA 95054

Phone: (408) 588-0200

Fax: (408) 588-0201

Frank Hamedi
Enviro Soil Tech Consultants
131 Tully Road
San Jose, CA 95111

Lab Certificate Number: 56808

Issued: 09/04/2007

Project Number: 8-90-421-SI
Project Name: 400 San Pablo Avenue
Project Location: Albany

Global ID: T0600101089


Certificate of Analysis - Final Report

On August 20, 2007, samples were received under chain of custody for analysis.
Entech analyzes samples "as received" unless otherwise noted. The following results are included:

<u>Matrix</u>	<u>Test / Comments</u>
Liquid	Electronic Deliverables for Geotracker TPH-Purgeable - GC : EPA 5030B / EPA 8015B VOCs: EPA 5030B / EPA 8260B for Groundwater and Water - EPA 624 for Wastewater

Entech Analytical Labs, Inc. is certified for environmental analyses by the State of California (#2346).
If you have any questions regarding this report, please call us at 408-588-0200 ext. 225.

Sincerely,



C. L. Thom
Laboratory Director

Entech Analytical Labs, Inc.

3334 Victor Court , Santa Clara, CA 95054

Phone: (408) 588-0200

Fax: (408) 588-0201

Enviro Soil Tech Consultants
131 Tully Road
San Jose, CA 95111
Attn: Frank Hamedi

Project Number: 8-90-421-SI
Project Name: 400 San Pablo Avenue
Project Location: Albany
GlobalID: T0600101089

Certificate of Analysis - Data Report

Samples Received: 08/20/2007
Sample Collected by: Client

Lab # : 56808-001 Sample ID: MW-2 Matrix: Liquid Sample Date: 8/19/2007 10:15 AM

VOCs: EPA 5030B / EPA 8260B for Groundwater and Water - EPA 624 for Wastewater

Parameter	Result	Qual	D/P-F	Detection Limit	Units	Prep Date	Prep Batch	Analysis Date	QC Batch
1,1,1,2-Tetrachloroethane	ND		1.0	0.50	µg/L	N/A	N/A	8/30/2007	WM7I070830I
1,1,1-Trichloroethane	ND		1.0	0.50	µg/L	N/A	N/A	8/30/2007	WM7I070830I
1,1,2,2-Tetrachloroethane	ND		1.0	0.50	µg/L	N/A	N/A	8/30/2007	WM7I070830I
1,1,2-Trichloroethane	ND		1.0	0.50	µg/L	N/A	N/A	8/30/2007	WM7I070830I
1,1-Dichloroethane	ND		1.0	0.50	µg/L	N/A	N/A	8/30/2007	WM7I070830I
1,1-Dichloroethene	ND		1.0	0.50	µg/L	N/A	N/A	8/30/2007	WM7I070830I
1,1-Dichloropropene	ND		1.0	0.50	µg/L	N/A	N/A	8/30/2007	WM7I070830I
1,2,3-Trichlorobenzene	ND		1.0	5.0	µg/L	N/A	N/A	8/30/2007	WM7I070830I
1,2,3-Trichloropropane	ND		1.0	5.0	µg/L	N/A	N/A	8/30/2007	WM7I070830I
1,2,4-Trichlorobenzene	ND		1.0	5.0	µg/L	N/A	N/A	8/30/2007	WM7I070830I
1,2,4-Trimethylbenzene	ND		1.0	5.0	µg/L	N/A	N/A	8/30/2007	WM7I070830I
1,2-Dibromo-3-Chloropropane	ND		1.0	5.0	µg/L	N/A	N/A	8/30/2007	WM7I070830I
1,2-Dibromoethane (EDB)	ND		1.0	0.50	µg/L	N/A	N/A	8/30/2007	WM7I070830I
1,2-Dichlorobenzene	ND		1.0	0.50	µg/L	N/A	N/A	8/30/2007	WM7I070830I
1,2-Dichloroethane	ND		1.0	0.50	µg/L	N/A	N/A	8/30/2007	WM7I070830I
1,2-Dichloropropane	ND		1.0	0.50	µg/L	N/A	N/A	8/30/2007	WM7I070830I
1,3,5-Trimethylbenzene	ND		1.0	5.0	µg/L	N/A	N/A	8/30/2007	WM7I070830I
1,3-Dichlorobenzene	ND		1.0	0.50	µg/L	N/A	N/A	8/30/2007	WM7I070830I
1,3-Dichloropropane	ND		1.0	0.50	µg/L	N/A	N/A	8/30/2007	WM7I070830I
1,4-Dichlorobenzene	ND		1.0	0.50	µg/L	N/A	N/A	8/30/2007	WM7I070830I
1,4-Dioxane	ND		1.0	50	µg/L	N/A	N/A	8/30/2007	WM7I070830I
2,2-Dichloropropane	ND		1.0	0.50	µg/L	N/A	N/A	8/30/2007	WM7I070830I
2-Butanone (MEK)	ND		1.0	20	µg/L	N/A	N/A	8/30/2007	WM7I070830I
2-Chloroethyl-vinyl Ether	ND		1.0	5.0	µg/L	N/A	N/A	8/30/2007	WM7I070830I
2-Chlorotoluene	ND		1.0	5.0	µg/L	N/A	N/A	8/30/2007	WM7I070830I
2-Hexanone	ND		1.0	20	µg/L	N/A	N/A	8/30/2007	WM7I070830I
4-Chlorotoluene	ND		1.0	5.0	µg/L	N/A	N/A	8/30/2007	WM7I070830I
4-Methyl-2-Pentanone(MIBK)	ND		1.0	20	µg/L	N/A	N/A	8/30/2007	WM7I070830I
Acetone	ND		1.0	20	µg/L	N/A	N/A	8/30/2007	WM7I070830I
Acetonitrile	ND		1.0	5.0	µg/L	N/A	N/A	8/30/2007	WM7I070830I
Acrolein	ND		1.0	5.0	µg/L	N/A	N/A	8/30/2007	WM7I070830I
Acrylonitrile	ND		1.0	5.0	µg/L	N/A	N/A	8/30/2007	WM7I070830I
Benzene	ND		1.0	0.50	µg/L	N/A	N/A	8/30/2007	WM7I070830I
Benzyl Chloride	ND		1.0	5.0	µg/L	N/A	N/A	8/30/2007	WM7I070830I
Bromobenzene	ND		1.0	0.50	µg/L	N/A	N/A	8/30/2007	WM7I070830I
Bromochloromethane	ND		1.0	0.50	µg/L	N/A	N/A	8/30/2007	WM7I070830I
Bromodichloromethane	ND		1.0	0.50	µg/L	N/A	N/A	8/30/2007	WM7I070830I
Bromoform	ND		1.0	0.50	µg/L	N/A	N/A	8/30/2007	WM7I070830I
Bromomethane	ND		1.0	0.50	µg/L	N/A	N/A	8/30/2007	WM7I070830I
Carbon Disulfide	ND		1.0	0.50	µg/L	N/A	N/A	8/30/2007	WM7I070830I
Carbon Tetrachloride	ND		1.0	0.50	µg/L	N/A	N/A	8/30/2007	WM7I070830I
Chlorobenzene	ND		1.0	0.50	µg/L	N/A	N/A	8/30/2007	WM7I070830I
Chloroethane	ND		1.0	0.50	µg/L	N/A	N/A	8/30/2007	WM7I070830I
Chloroform	2.3		1.0	0.50	µg/L	N/A	N/A	8/30/2007	WM7I070830I
Chloromethane	ND		1.0	0.50	µg/L	N/A	N/A	8/30/2007	WM7I070830I

Detection Limit = Detection Limit for Reporting.

ND = Not Detected at or above the Detection Limit.

D/P-F = Dilution and/or Prep Factor includes sample volume adjustments.

Qual = Data Qualifier

9/4/2007 3:00:56 PM - E.Ling

Entech Analytical Labs, Inc.

3334 Victor Court , Santa Clara, CA 95054

Phone: (408) 588-0200

Fax: (408) 588-0201

Enviro Soil Tech Consultants
131 Tully Road
San Jose, CA 95111
Attn: Frank Hamedi

Project Number: 8-90-421-SI
Project Name: 400 San Pablo Avenue
Project Location: Albany
GlobalID: T0600101089

Certificate of Analysis - Data Report

Samples Received: 08/20/2007
Sample Collected by: Client

Lab # : 56808-001 Sample ID: MW-2

Matrix: Liquid Sample Date: 8/19/2007 10:15 AM

VOCs: EPA 5030B / EPA 8260B for Groundwater and Water - EPA 624 for Wastewater

Parameter	Result	Qual	D/P-F	Detection Limit	Units	Prep Date	Prep Batch	Analysis Date	QC Batch
cis-1,2-Dichloroethene	ND		1.0	0.50	µg/L	N/A	N/A	8/30/2007	WM7I070830I
cis-1,3-Dichloropropene	ND		1.0	0.50	µg/L	N/A	N/A	8/30/2007	WM7I070830I
Cyclohexanone	ND		1.0	20	µg/L	N/A	N/A	8/30/2007	WM7I070830I
Dibromochloromethane	ND		1.0	0.50	µg/L	N/A	N/A	8/30/2007	WM7I070830I
Dibromomethane	ND		1.0	0.50	µg/L	N/A	N/A	8/30/2007	WM7I070830I
Dichlorodifluoromethane	ND		1.0	0.50	µg/L	N/A	N/A	8/30/2007	WM7I070830I
Diisopropyl Ether	ND		1.0	5.0	µg/L	N/A	N/A	8/30/2007	WM7I070830I
Ethyl Benzene	ND		1.0	0.50	µg/L	N/A	N/A	8/30/2007	WM7I070830I
Freon 113	ND		1.0	5.0	µg/L	N/A	N/A	8/30/2007	WM7I070830I
Hexachlorobutadiene	ND		1.0	5.0	µg/L	N/A	N/A	8/30/2007	WM7I070830I
Iodomethane	ND		1.0	5.0	µg/L	N/A	N/A	8/30/2007	WM7I070830I
Isopropanol	ND		1.0	20	µg/L	N/A	N/A	8/30/2007	WM7I070830I
Isopropylbenzene	ND		1.0	1.0	µg/L	N/A	N/A	8/30/2007	WM7I070830I
Methyl-t-butyl Ether	ND		1.0	1.0	µg/L	N/A	N/A	8/30/2007	WM7I070830I
Methylene Chloride	ND		1.0	20	µg/L	N/A	N/A	8/30/2007	WM7I070830I
n-Butylbenzene	ND		1.0	5.0	µg/L	N/A	N/A	8/30/2007	WM7I070830I
n-Propylbenzene	ND		1.0	5.0	µg/L	N/A	N/A	8/30/2007	WM7I070830I
Naphthalene	ND		1.0	5.0	µg/L	N/A	N/A	8/30/2007	WM7I070830I
p-Isopropyltoluene	ND		1.0	5.0	µg/L	N/A	N/A	8/30/2007	WM7I070830I
Pentachloroethane	ND		1.0	0.50	µg/L	N/A	N/A	8/30/2007	WM7I070830I
sec-Butylbenzene	ND		1.0	5.0	µg/L	N/A	N/A	8/30/2007	WM7I070830I
Styrene	ND		1.0	0.50	µg/L	N/A	N/A	8/30/2007	WM7I070830I
tert-Amyl Methyl Ether	ND		1.0	5.0	µg/L	N/A	N/A	8/30/2007	WM7I070830I
tert-Butanol (TBA)	ND		1.0	10	µg/L	N/A	N/A	8/30/2007	WM7I070830I
tert-Butyl Ethyl Ether	ND		1.0	5.0	µg/L	N/A	N/A	8/30/2007	WM7I070830I
tert-Butylbenzene	ND		1.0	5.0	µg/L	N/A	N/A	8/30/2007	WM7I070830I
Tetrachloroethene	ND		1.0	0.50	µg/L	N/A	N/A	8/30/2007	WM7I070830I
Tetrahydrofuran	ND		1.0	20	µg/L	N/A	N/A	8/30/2007	WM7I070830I
Toluene	ND		1.0	0.50	µg/L	N/A	N/A	8/30/2007	WM7I070830I
trans-1,2-Dichloroethene	ND		1.0	0.50	µg/L	N/A	N/A	8/30/2007	WM7I070830I
trans-1,3-Dichloropropene	ND		1.0	0.50	µg/L	N/A	N/A	8/30/2007	WM7I070830I
trans-1,4-Dichloro-2-butene	ND		1.0	5.0	µg/L	N/A	N/A	8/30/2007	WM7I070830I
Trichloroethene	ND		1.0	0.50	µg/L	N/A	N/A	8/30/2007	WM7I070830I
Trichlorofluoromethane	ND		1.0	0.50	µg/L	N/A	N/A	8/30/2007	WM7I070830I
Vinyl Acetate	ND		1.0	5.0	µg/L	N/A	N/A	8/30/2007	WM7I070830I
Vinyl Chloride	ND		1.0	0.50	µg/L	N/A	N/A	8/30/2007	WM7I070830I
Xylenes, Total	ND		1.0	0.50	µg/L	N/A	N/A	8/30/2007	WM7I070830I

Surrogate	Surrogate Recovery	Control Limits (%)
4-Bromofluorobenzene	104	60 - 130
Dibromofluoromethane	103	60 - 130
Toluene-d8	106	60 - 130

Analyzed by: Bela
Reviewed by: TFulton

Entech Analytical Labs, Inc.

3334 Victor Court , Santa Clara, CA 95054

Phone: (408) 588-0200

Fax: (408) 588-0201

Enviro Soil Tech Consultants
131 Tully Road
San Jose, CA 95111
Attn: Frank Hamedi

Project Number: 8-90-421-SI
Project Name: 400 San Pablo Avenue
Project Location: Albany
GlobalID: T0600101089

Certificate of Analysis - Data Report

Samples Received: 08/20/2007
Sample Collected by: Client

Lab #: 56808-001 Sample ID: MW-2 Matrix: Liquid Sample Date: 8/19/2007 10:15 AM

TPH-Purgeable - GC : EPA 5030B / EPA 8015B

Parameter	Result	Qual	D/P-F	Detection Limit	Units	Prep Date	Prep Batch	Analysis Date	QC Batch
TPH as Gasoline	ND		1.0	50	µg/L	N/A	N/A	8/29/2007	WGC070828

Surrogate	Surrogate Recovery	Control Limits (%)
4-Bromofluorobenzene	91.0	65 - 135

Analyzed by: JAbidog
Reviewed by: MaiChiTu

Entech Analytical Labs, Inc.

3334 Victor Court , Santa Clara, CA 95054

Phone: (408) 588-0200

Fax: (408) 588-0201

Enviro Soil Tech Consultants
131 Tully Road
San Jose, CA 95111
Attn: Frank Hamedi

Project Number: 8-90-421-SI
Project Name: 400 San Pablo Avenue
Project Location: Albany
GlobalID: T0600101089

Certificate of Analysis - Data Report

Samples Received: 08/20/2007

Sample Collected by: Client

Lab # : 56808-002

Sample ID: MW-3

Matrix: Liquid Sample Date: 8/19/2007 11:07 AM

VOCs: EPA 5030B / EPA 8260B for Groundwater and Water - EPA 624 for Wastewater

Parameter	Result	Qual	D/P-F	Detection Limit	Units	Prep Date	Prep Batch	Analysis Date	QC Batch
1,1,1,2-Tetrachloroethane	ND		10	5.0	µg/L	N/A	N/A	8/31/2007	WM7I070831I
1,1,1-Trichloroethane	ND		10	5.0	µg/L	N/A	N/A	8/31/2007	WM7I070831I
1,1,2,2-Tetrachloroethane	ND		10	5.0	µg/L	N/A	N/A	8/31/2007	WM7I070831I
1,1,2-Trichloroethane	ND		10	5.0	µg/L	N/A	N/A	8/31/2007	WM7I070831I
1,1-Dichloroethane	ND		10	5.0	µg/L	N/A	N/A	8/31/2007	WM7I070831I
1,1-Dichloroethene	ND		10	5.0	µg/L	N/A	N/A	8/31/2007	WM7I070831I
1,1-Dichloropropene	ND		10	5.0	µg/L	N/A	N/A	8/31/2007	WM7I070831I
1,2,3-Trichlorobenzene	ND		10	50	µg/L	N/A	N/A	8/31/2007	WM7I070831I
1,2,3-Trichloropropane	ND		10	50	µg/L	N/A	N/A	8/31/2007	WM7I070831I
1,2,4-Trichlorobenzene	ND		10	50	µg/L	N/A	N/A	8/31/2007	WM7I070831I
1,2,4-Trimethylbenzene	ND		10	50	µg/L	N/A	N/A	8/31/2007	WM7I070831I
1,2-Dibromo-3-Chloropropane	ND		10	50	µg/L	N/A	N/A	8/31/2007	WM7I070831I
1,2-Dibromoethane (EDB)	ND		10	5.0	µg/L	N/A	N/A	8/31/2007	WM7I070831I
1,2-Dichlorobenzene	ND		10	5.0	µg/L	N/A	N/A	8/31/2007	WM7I070831I
1,2-Dichloroethane	ND		10	5.0	µg/L	N/A	N/A	8/31/2007	WM7I070831I
1,2-Dichloropropane	ND		10	5.0	µg/L	N/A	N/A	8/31/2007	WM7I070831I
1,3,5-Trimethylbenzene	ND		10	50	µg/L	N/A	N/A	8/31/2007	WM7I070831I
1,3-Dichlorobenzene	ND		10	5.0	µg/L	N/A	N/A	8/31/2007	WM7I070831I
1,3-Dichloropropane	ND		10	5.0	µg/L	N/A	N/A	8/31/2007	WM7I070831I
1,4-Dichlorobenzene	ND		10	5.0	µg/L	N/A	N/A	8/31/2007	WM7I070831I
1,4-Dioxane	ND		10	500	µg/L	N/A	N/A	8/31/2007	WM7I070831I
2,2-Dichloropropane	ND		10	5.0	µg/L	N/A	N/A	8/31/2007	WM7I070831I
2-Butanone (MEK)	ND		10	200	µg/L	N/A	N/A	8/31/2007	WM7I070831I
2-Chloroethyl-vinyl Ether	ND		10	50	µg/L	N/A	N/A	8/31/2007	WM7I070831I
2-Chlorotoluene	ND		10	50	µg/L	N/A	N/A	8/31/2007	WM7I070831I
2-Hexanone	ND		10	200	µg/L	N/A	N/A	8/31/2007	WM7I070831I
4-Chlorotoluene	ND		10	50	µg/L	N/A	N/A	8/31/2007	WM7I070831I
4-Methyl-2-Pentanone(MIBK)	ND		10	200	µg/L	N/A	N/A	8/31/2007	WM7I070831I
Acetone	ND		10	200	µg/L	N/A	N/A	8/31/2007	WM7I070831I
Acetonitrile	ND		10	50	µg/L	N/A	N/A	8/31/2007	WM7I070831I
Acrolein	ND		10	50	µg/L	N/A	N/A	8/31/2007	WM7I070831I
Acrylonitrile	ND		10	50	µg/L	N/A	N/A	8/31/2007	WM7I070831I
Benzene	15		10	5.0	µg/L	N/A	N/A	8/31/2007	WM7I070831I
Benzyl Chloride	ND		10	50	µg/L	N/A	N/A	8/31/2007	WM7I070831I
Bromobenzene	ND		10	5.0	µg/L	N/A	N/A	8/31/2007	WM7I070831I
Bromochloromethane	ND		10	5.0	µg/L	N/A	N/A	8/31/2007	WM7I070831I
Bromodichloromethane	ND		10	5.0	µg/L	N/A	N/A	8/31/2007	WM7I070831I
Bromoform	ND		10	5.0	µg/L	N/A	N/A	8/31/2007	WM7I070831I
Bromomethane	ND		10	5.0	µg/L	N/A	N/A	8/31/2007	WM7I070831I
Carbon Disulfide	ND		10	5.0	µg/L	N/A	N/A	8/31/2007	WM7I070831I
Carbon Tetrachloride	ND		10	5.0	µg/L	N/A	N/A	8/31/2007	WM7I070831I
Chlorobenzene	ND		10	5.0	µg/L	N/A	N/A	8/31/2007	WM7I070831I
Chloroethane	ND		10	5.0	µg/L	N/A	N/A	8/31/2007	WM7I070831I
Chloroform	ND		10	5.0	µg/L	N/A	N/A	8/31/2007	WM7I070831I
Chloromethane	ND		10	5.0	µg/L	N/A	N/A	8/31/2007	WM7I070831I

Detection Limit = Detection Limit for Reporting.

ND = Not Detected at or above the Detection Limit.

D/P-F = Dilution and/or Prep Factor includes sample volume adjustments.

Qual = Data Qualifier

9/4/2007 3:00:56 PM - E.Ling

Entech Analytical Labs, Inc.

3334 Victor Court , Santa Clara, CA 95054

Phone: (408) 588-0200

Fax: (408) 588-0201

Enviro Soil Tech Consultants
131 Tully Road
San Jose, CA 95111
Attn: Frank Hamedi

Project Number: 8-90-421-SI
Project Name: 400 San Pablo Avenue
Project Location: Albany
GlobalID: T0600101089

Certificate of Analysis - Data Report

Samples Received: 08/20/2007

Sample Collected by: Client

Lab # : 56808-002

Sample ID: MW-3

Matrix: Liquid Sample Date: 8/19/2007 11:07 AM

VOCs: EPA 5030B / EPA 8260B for Groundwater and Water - EPA 624 for Wastewater

Parameter	Result	Qual	D/P-F	Detection Limit	Units	Prep Date	Prep Batch	Analysis Date	QC Batch
cis-1,2-Dichloroethene	440		10	5.0	µg/L	N/A	N/A	8/31/2007	WM7I070831I
cis-1,3-Dichloropropene	ND		10	5.0	µg/L	N/A	N/A	8/31/2007	WM7I070831I
Cyclohexanone	ND		10	200	µg/L	N/A	N/A	8/31/2007	WM7I070831I
Dibromochloromethane	ND		10	5.0	µg/L	N/A	N/A	8/31/2007	WM7I070831I
Dibromomethane	ND		10	5.0	µg/L	N/A	N/A	8/31/2007	WM7I070831I
Dichlorodifluoromethane	ND		10	5.0	µg/L	N/A	N/A	8/31/2007	WM7I070831I
Diisopropyl Ether	ND		10	50	µg/L	N/A	N/A	8/31/2007	WM7I070831I
Ethyl Benzene	ND		10	5.0	µg/L	N/A	N/A	8/31/2007	WM7I070831I
Freon 113	ND		10	50	µg/L	N/A	N/A	8/31/2007	WM7I070831I
Hexachlorobutadiene	ND		10	50	µg/L	N/A	N/A	8/31/2007	WM7I070831I
Iodomethane	ND		10	50	µg/L	N/A	N/A	8/31/2007	WM7I070831I
Isopropanol	ND		10	200	µg/L	N/A	N/A	8/31/2007	WM7I070831I
Isopropylbenzene	ND		10	10	µg/L	N/A	N/A	8/31/2007	WM7I070831I
Methyl-t-butyl Ether	ND		10	10	µg/L	N/A	N/A	8/31/2007	WM7I070831I
Methylene Chloride	ND		10	200	µg/L	N/A	N/A	8/31/2007	WM7I070831I
n-Butylbenzene	ND		10	50	µg/L	N/A	N/A	8/31/2007	WM7I070831I
n-Propylbenzene	ND		10	50	µg/L	N/A	N/A	8/31/2007	WM7I070831I
Naphthalene	ND		10	50	µg/L	N/A	N/A	8/31/2007	WM7I070831I
p-Isopropyltoluene	ND		10	50	µg/L	N/A	N/A	8/31/2007	WM7I070831I
Pentachloroethane	ND		10	5.0	µg/L	N/A	N/A	8/31/2007	WM7I070831I
sec-Butylbenzene	ND		10	50	µg/L	N/A	N/A	8/31/2007	WM7I070831I
Styrene	ND		10	5.0	µg/L	N/A	N/A	8/31/2007	WM7I070831I
tert-Amyl Methyl Ether	ND		10	50	µg/L	N/A	N/A	8/31/2007	WM7I070831I
tert-Butanol (TBA)	ND		10	100	µg/L	N/A	N/A	8/31/2007	WM7I070831I
tert-Butyl Ethyl Ether	ND		10	50	µg/L	N/A	N/A	8/31/2007	WM7I070831I
tert-Butylbenzene	ND		10	50	µg/L	N/A	N/A	8/31/2007	WM7I070831I
Tetrachloroethene	140		10	5.0	µg/L	N/A	N/A	8/31/2007	WM7I070831I
Tetrahydrofuran	ND		10	200	µg/L	N/A	N/A	8/31/2007	WM7I070831I
Toluene	ND		10	5.0	µg/L	N/A	N/A	8/31/2007	WM7I070831I
trans-1,2-Dichloroethene	ND		10	5.0	µg/L	N/A	N/A	8/31/2007	WM7I070831I
trans-1,3-Dichloropropene	ND		10	5.0	µg/L	N/A	N/A	8/31/2007	WM7I070831I
trans-1,4-Dichloro-2-butene	ND		10	50	µg/L	N/A	N/A	8/31/2007	WM7I070831I
Trichloroethene	41		10	5.0	µg/L	N/A	N/A	8/31/2007	WM7I070831I
Trichlorofluoromethane	ND		10	5.0	µg/L	N/A	N/A	8/31/2007	WM7I070831I
Vinyl Acetate	ND		10	50	µg/L	N/A	N/A	8/31/2007	WM7I070831I
Vinyl Chloride	150		10	5.0	µg/L	N/A	N/A	8/31/2007	WM7I070831I
Xylenes, Total	ND		10	5.0	µg/L	N/A	N/A	8/31/2007	WM7I070831I

Surrogate	Surrogate Recovery	Control Limits (%)
4-Bromofluorobenzene	107	60 - 130
Dibromofluoromethane	99.9	60 - 130
Toluene-d8	108	60 - 130

Analyzed by: Bela

Reviewed by: xbian

Entech Analytical Labs, Inc.

3334 Victor Court , Santa Clara, CA 95054

Phone: (408) 588-0200

Fax: (408) 588-0201

Enviro Soil Tech Consultants
131 Tully Road
San Jose, CA 95111
Attn: Frank Hamedi

Project Number: 8-90-421-SI
Project Name: 400 San Pablo Avenue
Project Location: Albany
GlobalID: T0600101089

Certificate of Analysis - Data Report

Samples Received: 08/20/2007
Sample Collected by: Client

Lab # : 56808-002 Sample ID: MW-3

Matrix: Liquid Sample Date: 8/19/2007 11:07 AM

TPH-Purgeable - GC : EPA 5030B / EPA 8015B

Parameter	Result	Qual	D/P-F	Detection Limit	Units	Prep Date	Prep Batch	Analysis Date	QC Batch
TPH as Gasoline	1500		5.0	250	µg/L	N/A	N/A	8/29/2007	WGC070829

Surrogate	Surrogate Recovery	Control Limits (%)
4-Bromofluorobenzene	205 ***	65 - 135

Analyzed by: JAbidog

Reviewed by: MaiChiTu

*** Surrogate % recovery is outside the QC limits due to sample matrix interference.

Entech Analytical Labs, Inc.

3334 Victor Court , Santa Clara, CA 95054

Phone: (408) 588-0200

Fax: (408) 588-0201

Enviro Soil Tech Consultants
131 Tully Road
San Jose, CA 95111
Attn: Frank Hamedi

Project Number: 8-90-421-SI
Project Name: 400 San Pablo Avenue
Project Location: Albany
GlobalID: T0600101089

Certificate of Analysis - Data Report

Samples Received: 08/20/2007
Sample Collected by: Client

Lab # : 56808-003

Sample ID: STMW-5

Matrix: Liquid Sample Date: 8/19/2007 12:00 PM

VOCs: EPA 5030B / EPA 8260B for Groundwater and Water - EPA 624 for Wastewater

Parameter	Result	Qual	D/P-F	Detection Limit	Units	Prep Date	Prep Batch	Analysis Date	QC Batch
1,1,1,2-Tetrachloroethane	ND		1.0	0.50	µg/L	N/A	N/A	8/30/2007	WM7I070830I
1,1,1-Trichloroethane	ND		1.0	0.50	µg/L	N/A	N/A	8/30/2007	WM7I070830I
1,1,2,2-Tetrachloroethane	ND		1.0	0.50	µg/L	N/A	N/A	8/30/2007	WM7I070830I
1,1,2-Trichloroethane	ND		1.0	0.50	µg/L	N/A	N/A	8/30/2007	WM7I070830I
1,1-Dichloroethane	ND		1.0	0.50	µg/L	N/A	N/A	8/30/2007	WM7I070830I
1,1-Dichloroethene	ND		1.0	0.50	µg/L	N/A	N/A	8/30/2007	WM7I070830I
1,1-Dichloropropene	ND		1.0	0.50	µg/L	N/A	N/A	8/30/2007	WM7I070830I
1,2,3-Trichlorobenzene	ND		1.0	5.0	µg/L	N/A	N/A	8/30/2007	WM7I070830I
1,2,3-Trichloropropane	ND		1.0	5.0	µg/L	N/A	N/A	8/30/2007	WM7I070830I
1,2,4-Trichlorobenzene	ND		1.0	5.0	µg/L	N/A	N/A	8/30/2007	WM7I070830I
1,2,4-Trimethylbenzene	ND		1.0	5.0	µg/L	N/A	N/A	8/30/2007	WM7I070830I
1,2-Dibromo-3-Chloropropane	ND		1.0	5.0	µg/L	N/A	N/A	8/30/2007	WM7I070830I
1,2-Dibromoethane (EDB)	ND		1.0	0.50	µg/L	N/A	N/A	8/30/2007	WM7I070830I
1,2-Dichlorobenzene	ND		1.0	0.50	µg/L	N/A	N/A	8/30/2007	WM7I070830I
1,2-Dichloroethane	ND		1.0	0.50	µg/L	N/A	N/A	8/30/2007	WM7I070830I
1,2-Dichloropropane	ND		1.0	0.50	µg/L	N/A	N/A	8/30/2007	WM7I070830I
1,3,5-Trimethylbenzene	ND		1.0	5.0	µg/L	N/A	N/A	8/30/2007	WM7I070830I
1,3-Dichlorobenzene	ND		1.0	0.50	µg/L	N/A	N/A	8/30/2007	WM7I070830I
1,3-Dichloropropane	ND		1.0	0.50	µg/L	N/A	N/A	8/30/2007	WM7I070830I
1,4-Dichlorobenzene	ND		1.0	0.50	µg/L	N/A	N/A	8/30/2007	WM7I070830I
1,4-Dioxane	ND		1.0	50	µg/L	N/A	N/A	8/30/2007	WM7I070830I
2,2-Dichloropropane	ND		1.0	0.50	µg/L	N/A	N/A	8/30/2007	WM7I070830I
2-Butanone (MEK)	ND		1.0	20	µg/L	N/A	N/A	8/30/2007	WM7I070830I
2-Chloroethyl-vinyl Ether	ND		1.0	5.0	µg/L	N/A	N/A	8/30/2007	WM7I070830I
2-Chlorotoluene	ND		1.0	5.0	µg/L	N/A	N/A	8/30/2007	WM7I070830I
2-Hexanone	ND		1.0	20	µg/L	N/A	N/A	8/30/2007	WM7I070830I
4-Chlorotoluene	ND		1.0	5.0	µg/L	N/A	N/A	8/30/2007	WM7I070830I
4-Methyl-2-Pentanone(MIBK)	ND		1.0	20	µg/L	N/A	N/A	8/30/2007	WM7I070830I
Acetone	ND		1.0	20	µg/L	N/A	N/A	8/30/2007	WM7I070830I
Acetonitrile	ND		1.0	5.0	µg/L	N/A	N/A	8/30/2007	WM7I070830I
Acrolein	ND		1.0	5.0	µg/L	N/A	N/A	8/30/2007	WM7I070830I
Acrylonitrile	ND		1.0	5.0	µg/L	N/A	N/A	8/30/2007	WM7I070830I
Benzene	ND		1.0	0.50	µg/L	N/A	N/A	8/30/2007	WM7I070830I
Benzyl Chloride	ND		1.0	5.0	µg/L	N/A	N/A	8/30/2007	WM7I070830I
Bromobenzene	ND		1.0	0.50	µg/L	N/A	N/A	8/30/2007	WM7I070830I
Bromochloromethane	ND		1.0	0.50	µg/L	N/A	N/A	8/30/2007	WM7I070830I
Bromodichloromethane	ND		1.0	0.50	µg/L	N/A	N/A	8/30/2007	WM7I070830I
Bromoform	ND		1.0	0.50	µg/L	N/A	N/A	8/30/2007	WM7I070830I
Bromomethane	ND		1.0	0.50	µg/L	N/A	N/A	8/30/2007	WM7I070830I
Carbon Disulfide	ND		1.0	0.50	µg/L	N/A	N/A	8/30/2007	WM7I070830I
Carbon Tetrachloride	ND		1.0	0.50	µg/L	N/A	N/A	8/30/2007	WM7I070830I
Chlorobenzene	ND		1.0	0.50	µg/L	N/A	N/A	8/30/2007	WM7I070830I
Chloroethane	ND		1.0	0.50	µg/L	N/A	N/A	8/30/2007	WM7I070830I
Chloroform	ND		1.0	0.50	µg/L	N/A	N/A	8/30/2007	WM7I070830I
Chloromethane	ND		1.0	0.50	µg/L	N/A	N/A	8/30/2007	WM7I070830I

Detection Limit = Detection Limit for Reporting.

ND = Not Detected at or above the Detection Limit.

D/P-F = Dilution and/or Prep Factor includes sample volume adjustments.

Qual = Data Qualifier

9/4/2007 3:00:56 PM - E.Ling

Entech Analytical Labs, Inc.

3334 Victor Court , Santa Clara, CA 95054

Phone: (408) 588-0200

Fax: (408) 588-0201

Enviro Soil Tech Consultants
131 Tully Road
San Jose, CA 95111
Attn: Frank Hamedi

Project Number: 8-90-421-SI
Project Name: 400 San Pablo Avenue
Project Location: Albany
GlobalID: T0600101089

Certificate of Analysis - Data Report

Samples Received: 08/20/2007

Sample Collected by: Client

Lab # : 56808-003

Sample ID: STMW-5

Matrix: Liquid Sample Date: 8/19/2007 12:00 PM

VOCs: EPA 5030B / EPA 8260B for Groundwater and Water - EPA 624 for Wastewater

Parameter	Result	Qual	D/P-F	Detection Limit	Units	Prep Date	Prep Batch	Analysis Date	QC Batch
cis-1,2-Dichloroethene	ND		1.0	0.50	µg/L	N/A	N/A	8/30/2007	WM7I070830I
cis-1,3-Dichloropropene	ND		1.0	0.50	µg/L	N/A	N/A	8/30/2007	WM7I070830I
Cyclohexanone	ND		1.0	20	µg/L	N/A	N/A	8/30/2007	WM7I070830I
Dibromochloromethane	ND		1.0	0.50	µg/L	N/A	N/A	8/30/2007	WM7I070830I
Dibromomethane	ND		1.0	0.50	µg/L	N/A	N/A	8/30/2007	WM7I070830I
Dichlorodifluoromethane	ND		1.0	0.50	µg/L	N/A	N/A	8/30/2007	WM7I070830I
Diisopropyl Ether	ND		1.0	5.0	µg/L	N/A	N/A	8/30/2007	WM7I070830I
Ethyl Benzene	ND		1.0	0.50	µg/L	N/A	N/A	8/30/2007	WM7I070830I
Freon 113	ND		1.0	5.0	µg/L	N/A	N/A	8/30/2007	WM7I070830I
Hexachlorobutadiene	ND		1.0	5.0	µg/L	N/A	N/A	8/30/2007	WM7I070830I
Iodomethane	ND		1.0	5.0	µg/L	N/A	N/A	8/30/2007	WM7I070830I
Isopropanol	ND		1.0	20	µg/L	N/A	N/A	8/30/2007	WM7I070830I
Isopropylbenzene	ND		1.0	1.0	µg/L	N/A	N/A	8/30/2007	WM7I070830I
Methyl-t-butyl Ether	ND		1.0	1.0	µg/L	N/A	N/A	8/30/2007	WM7I070830I
Methylene Chloride	ND		1.0	20	µg/L	N/A	N/A	8/30/2007	WM7I070830I
n-Butylbenzene	ND		1.0	5.0	µg/L	N/A	N/A	8/30/2007	WM7I070830I
n-Propylbenzene	ND		1.0	5.0	µg/L	N/A	N/A	8/30/2007	WM7I070830I
Naphthalene	ND		1.0	5.0	µg/L	N/A	N/A	8/30/2007	WM7I070830I
p-Isopropyltoluene	ND		1.0	5.0	µg/L	N/A	N/A	8/30/2007	WM7I070830I
Pentachloroethane	ND		1.0	0.50	µg/L	N/A	N/A	8/30/2007	WM7I070830I
sec-Butylbenzene	ND		1.0	5.0	µg/L	N/A	N/A	8/30/2007	WM7I070830I
Styrene	ND		1.0	0.50	µg/L	N/A	N/A	8/30/2007	WM7I070830I
tert-Amyl Methyl Ether	ND		1.0	5.0	µg/L	N/A	N/A	8/30/2007	WM7I070830I
tert-Butanol (TBA)	ND		1.0	10	µg/L	N/A	N/A	8/30/2007	WM7I070830I
tert-Butyl Ethyl Ether	ND		1.0	5.0	µg/L	N/A	N/A	8/30/2007	WM7I070830I
tert-Butylbenzene	ND		1.0	5.0	µg/L	N/A	N/A	8/30/2007	WM7I070830I
Tetrachloroethene	0.68		1.0	0.50	µg/L	N/A	N/A	8/30/2007	WM7I070830I
Tetrahydrofuran	ND		1.0	20	µg/L	N/A	N/A	8/30/2007	WM7I070830I
Toluene	ND		1.0	0.50	µg/L	N/A	N/A	8/30/2007	WM7I070830I
trans-1,2-Dichloroethene	ND		1.0	0.50	µg/L	N/A	N/A	8/30/2007	WM7I070830I
trans-1,3-Dichloropropene	ND		1.0	0.50	µg/L	N/A	N/A	8/30/2007	WM7I070830I
trans-1,4-Dichloro-2-butene	ND		1.0	5.0	µg/L	N/A	N/A	8/30/2007	WM7I070830I
Trichloroethene	ND		1.0	0.50	µg/L	N/A	N/A	8/30/2007	WM7I070830I
Trichlorofluoromethane	ND		1.0	0.50	µg/L	N/A	N/A	8/30/2007	WM7I070830I
Vinyl Acetate	ND		1.0	5.0	µg/L	N/A	N/A	8/30/2007	WM7I070830I
Vinyl Chloride	ND		1.0	0.50	µg/L	N/A	N/A	8/30/2007	WM7I070830I
Xylenes, Total	ND		1.0	0.50	µg/L	N/A	N/A	8/30/2007	WM7I070830I

Surrogate	Surrogate Recovery	Control Limits (%)
4-Bromofluorobenzene	105	60 - 130
Dibromofluoromethane	104	60 - 130
Toluene-d8	106	60 - 130

Analyzed by: Bela

Reviewed by: TFulton

Entech Analytical Labs, Inc.

3334 Victor Court , Santa Clara, CA 95054

Phone: (408) 588-0200

Fax: (408) 588-0201

Enviro Soil Tech Consultants
131 Tully Road
San Jose, CA 95111
Attn: Frank Hamedi

Project Number: 8-90-421-SI
Project Name: 400 San Pablo Avenue
Project Location: Albany
GlobalID: T0600101089

Certificate of Analysis - Data Report

Samples Received: 08/20/2007
Sample Collected by: Client

Lab #: 56808-003 Sample ID: STMW-5 Matrix: Liquid Sample Date: 8/19/2007 12:00 PM

TPH-Purgeable - GC : EPA 5030B / EPA 8015B

Parameter	Result	Qual	D/P-F	Detection Limit	Units	Prep Date	Prep Batch	Analysis Date	QC Batch
TPH as Gasoline	ND		1.0	50	µg/L	N/A	N/A	8/29/2007	WGC070829

Surrogate	Surrogate Recovery	Control Limits (%)
4-Bromofluorobenzene	92.3	65 - 135

Analyzed by: JAbidog

Reviewed by: MaiChiTu

Entech Analytical Labs, Inc.

3334 Victor Court , Santa Clara, CA 95054 Phone: (408) 588-0200 Fax: (408) 588-0201

Method Blank - Liquid - TPH-Purgeable - GC : EPA 5030B / EPA 8015B

QC Batch ID: WGC070828

Validated by: MaiChiTu - 08/29/07

QC Batch Analysis Date: 8/28/2007

Parameter	Result	DF	PQLR	Units
TPH as Gasoline	ND	1	50	µg/L
Surrogate for Blank	% Recovery	Control Limits		
4-Bromofluorobenzene	92.2	65 - 135		

Entech Analytical Labs, Inc.

3334 Victor Court , Santa Clara, CA 95054 Phone: (408) 588-0200 Fax: (408) 588-0201

LCS / LCSD - Liquid - TPH-Purgeable - GC : EPA 5030B / EPA 8015B

QC Batch ID: WGC070828

Reviewed by: MaiChiTu - 08/29/07

QC Batch ID Analysis Date: 8/28/2007

LCS

Parameter	Method Blank	Spike Amt	SpikeResult	Units	% Recovery	Recovery Limits
TPH as Gasoline	<50	125	107	µg/L	85.6	65 - 135
Surrogate	% Recovery	Control Limits				
4-Bromofluorobenzene	109	65 - 135				

LCSD

Parameter	Method Blank	Spike Amt	SpikeResult	Units	% Recovery	RPD	RPD Limits	Recovery Limits
TPH as Gasoline	<50	125	114	µg/L	91.2	6.33	25.0	65 - 135
Surrogate	% Recovery	Control Limits						
4-Bromofluorobenzene	124	65 - 135						

Entech Analytical Labs, Inc.

3334 Victor Court , Santa Clara, CA 95054 Phone: (408) 588-0200 Fax: (408) 588-0201

Method Blank - Liquid - TPH-Purgeable - GC : EPA 5030B / EPA 8015B

QC Batch ID: WGC070829

Validated by: MaiChiTu - 08/30/07

QC Batch Analysis Date: 8/29/2007

Parameter	Result	DF	PQLR	Units
TPH as Gasoline	ND	1	50	µg/L
Surrogate for Blank	% Recovery	Control Limits		
4-Bromofluorobenzene	92.4	65 - 135		

Entech Analytical Labs, Inc.

3334 Victor Court , Santa Clara, CA 95054 Phone: (408) 588-0200 Fax: (408) 588-0201

LCS / LCSD - Liquid - TPH-Purgeable - GC : EPA 5030B / EPA 8015B

QC Batch ID: WGC070829

Reviewed by: MaiChiTu - 08/30/07

QC Batch ID Analysis Date: 8/29/2007

LCS

Parameter	Method Blank	Spike Amt	SpikeResult	Units	% Recovery	Recovery Limits
TPH as Gasoline	<50	125	106	µg/L	84.8	65 - 135

Surrogate	% Recovery	Control Limits
4-Bromofluorobenzene	124	65 - 135

LCSD

Parameter	Method Blank	Spike Amt	SpikeResult	Units	% Recovery	RPD	RPD Limits	Recovery Limits
TPH as Gasoline	<50	125	110	µg/L	88.0	3.70	25.0	65 - 135

Surrogate	% Recovery	Control Limits
4-Bromofluorobenzene	131	65 - 135

Entech Analytical Labs, Inc.

3334 Victor Court , Santa Clara, CA 95054 Phone: (408) 588-0200 Fax: (408) 588-0201

MS / MSD - Liquid - TPH-Purgeable - GC : EPA 5030B / EPA 8015B

QC Batch ID: WGC070829

Reviewed by: MaiChiTu - 08/30/07

QC Batch ID Analysis Date: 8/29/2007

MS Sample Spiked: 56808-003

Parameter	Sample Result	Spike Amount	Spike Result	Units	Analysis Date	% Recovery	Recovery Limits
TPH as Gasoline	ND	125	114	µg/L	8/29/2007	91.2	65 - 135

Surrogate	% Recovery	Control Limits
4-Bromofluorobenzene	109	65 - 135

MSD Sample Spiked: 56808-003

Parameter	Sample Result	Spike Amount	Spike Result	Units	Analysis Date	% Recovery	RPD	RPD Limits	Recovery Limits
TPH as Gasoline	ND	125	107	µg/L	8/29/2007	85.6	6.33	25.0	65 - 135

Surrogate	% Recovery	Control Limits
4-Bromofluorobenzene	113	65 - 135

Entech Analytical Labs, Inc.

3334 Victor Court , Santa Clara, CA 95054 Phone: (408) 588-0200 Fax: (408) 588-0201

Method Blank - Liquid - VOCs: EPA 5030B / EPA 8260B for Groundwater and Water - EPA 624 for Wastewater

QC Batch ID: WM7I070830I

Validated by: TFulton - 08/31/07

QC Batch Analysis Date: 8/30/2007

Parameter	Result	DF	PQLR	Units
1,1,1,2-Tetrachloroethane	ND	1	0.50	µg/L
1,1,1-Trichloroethane	ND	1	0.50	µg/L
1,1,2,2-Tetrachloroethane	ND	1	0.50	µg/L
1,1,2-Trichloroethane	ND	1	0.50	µg/L
1,1-Dichloroethane	ND	1	0.50	µg/L
1,1-Dichloroethene	ND	1	0.50	µg/L
1,1-Dichloropropene	ND	1	0.50	µg/L
1,2,3-Trichlorobenzene	ND	1	5.0	µg/L
1,2,3-Trichloropropane	ND	1	5.0	µg/L
1,2,4-Trichlorobenzene	ND	1	5.0	µg/L
1,2,4-Trimethylbenzene	ND	1	5.0	µg/L
1,2-Dibromo-3-Chloropropane	ND	1	5.0	µg/L
1,2-Dibromoethane (EDB)	ND	1	0.50	µg/L
1,2-Dichlorobenzene	ND	1	0.50	µg/L
1,2-Dichloroethane	ND	1	0.50	µg/L
1,2-Dichloropropane	ND	1	0.50	µg/L
1,3,5-Trimethylbenzene	ND	1	5.0	µg/L
1,3-Dichlorobenzene	ND	1	0.50	µg/L
1,3-Dichloropropane	ND	1	0.50	µg/L
1,4-Dichlorobenzene	ND	1	0.50	µg/L
1,4-Dioxane	ND	1	50	µg/L
2,2-Dichloropropane	ND	1	0.50	µg/L
2-Butanone (MEK)	ND	1	20	µg/L
2-Chloroethyl-vinyl Ether	ND	1	5.0	µg/L
2-Chlorotoluene	ND	1	5.0	µg/L
2-Hexanone	ND	1	20	µg/L
4-Chlorotoluene	ND	1	5.0	µg/L
4-Methyl-2-Pentanone(MIBK)	ND	1	20	µg/L
Acetone	ND	1	20	µg/L
Acetonitrile	ND	1	5.0	µg/L
Acrolein	ND	1	5.0	µg/L
Acrylonitrile	ND	1	5.0	µg/L
Benzene	ND	1	0.50	µg/L
Benzyl Chloride	ND	1	5.0	µg/L
Bromobenzene	ND	1	0.50	µg/L
Bromochloromethane	ND	1	0.50	µg/L
Bromodichloromethane	ND	1	0.50	µg/L
Bromoform	ND	1	0.50	µg/L
Bromomethane	ND	1	0.50	µg/L
Carbon Disulfide	ND	1	0.50	µg/L
Carbon Tetrachloride	ND	1	0.50	µg/L
Chlorobenzene	ND	1	0.50	µg/L
Chloroethane	ND	1	0.50	µg/L
Chloroform	ND	1	0.50	µg/L
Chloromethane	ND	1	0.50	µg/L
cis-1,2-Dichloroethene	ND	1	0.50	µg/L
cis-1,3-Dichloropropene	ND	1	0.50	µg/L
Cyclohexanone	ND	1	20	µg/L
Dibromochloromethane	ND	1	0.50	µg/L
Dibromomethane	ND	1	0.50	µg/L

Entech Analytical Labs, Inc.

3334 Victor Court , Santa Clara, CA 95054 Phone: (408) 588-0200 Fax: (408) 588-0201

Method Blank - Liquid - VOCs: EPA 5030B / EPA 8260B for Groundwater and Water - EPA 624 for Wastewater

QC Batch ID: WM7I070830I

Validated by: TFulton - 08/31/07

QC Batch Analysis Date: 8/30/2007

Parameter	Result	DF	PQLR	Units
Dichlorodifluoromethane	ND	1	0.50	µg/L
Diisopropyl Ether	ND	1	5.0	µg/L
Ethyl Benzene	ND	1	0.50	µg/L
Freon 113	ND	1	5.0	µg/L
Hexachlorobutadiene	ND	1	5.0	µg/L
Iodomethane	ND	1	5.0	µg/L
Isopropanol	ND	1	20	µg/L
Isopropylbenzene	ND	1	1.0	µg/L
Methylene Chloride	ND	1	20	µg/L
Methyl-t-butyl Ether	ND	1	1.0	µg/L
Naphthalene	ND	1	5.0	µg/L
n-Butylbenzene	ND	1	5.0	µg/L
n-Propylbenzene	ND	1	5.0	µg/L
Pentachloroethane	ND	1	0.50	µg/L
p-Isopropyltoluene	ND	1	5.0	µg/L
sec-Butylbenzene	ND	1	5.0	µg/L
Styrene	ND	1	0.50	µg/L
tert-Amyl Methyl Ether	ND	1	5.0	µg/L
tert-Butanol (TBA)	ND	1	10	µg/L
tert-Butyl Ethyl Ether	ND	1	5.0	µg/L
tert-Butylbenzene	ND	1	5.0	µg/L
Tetrachloroethene	ND	1	0.50	µg/L
Tetrahydrofuran	ND	1	20	µg/L
Toluene	ND	1	0.50	µg/L
trans-1,2-Dichloroethene	ND	1	0.50	µg/L
trans-1,3-Dichloropropene	ND	1	0.50	µg/L
trans-1,4-Dichloro-2-butene	ND	1	5.0	µg/L
Trichloroethene	ND	1	0.50	µg/L
Trichlorofluoromethane	ND	1	0.50	µg/L
Vinyl Acetate	ND	1	5.0	µg/L
Vinyl Chloride	ND	1	0.50	µg/L
Xylenes, Total	ND	1	0.50	µg/L

Surrogate for Blank	% Recovery	Control Limits
4-Bromofluorobenzene	105	60 - 130
Dibromofluoromethane	100	60 - 130
Toluene-d8	109	60 - 130

Entech Analytical Labs, Inc.

3334 Victor Court , Santa Clara, CA 95054 Phone: (408) 588-0200 Fax: (408) 588-0201

LCS / LCSD - Liquid - VOCs: EPA 5030B / EPA 8260B for Groundwater and Water - EPA 624 for Wastewater

QC Batch ID: WM7I070830I

Reviewed by: TFulton - 08/31/07

QC Batch ID Analysis Date: 8/30/2007

LCS

Parameter	Method Blank	Spike Amt	SpikeResult	Units	% Recovery	Recovery Limits
1,1-Dichloroethene	<0.50	20	21.7	µg/L	108	70 - 130
Benzene	<0.50	20	20.1	µg/L	101	70 - 130
Chlorobenzene	<0.50	20	17.2	µg/L	86.0	70 - 130
Methyl-t-butyl Ether	<1.0	20	21.0	µg/L	105	70 - 130
Toluene	<0.50	20	19.2	µg/L	96.0	70 - 130
Trichloroethene	<0.50	20	18.3	µg/L	91.5	70 - 130

Surrogate

	% Recovery	Control Limits
--	------------	----------------

4-Bromofluorobenzene	104	60 - 130
Dibromofluoromethane	105	60 - 130
Toluene-d8	105	60 - 130

LCSD

Parameter	Method Blank	Spike Amt	SpikeResult	Units	% Recovery	RPD	RPD Limits	Recovery Limits
1,1-Dichloroethene	<0.50	20	24.6	µg/L	123	12.6	25.0	70 - 130
Benzene	<0.50	20	22.8	µg/L	114	12.2	25.0	70 - 130
Chlorobenzene	<0.50	20	19.6	µg/L	98.0	13.0	25.0	70 - 130
Methyl-t-butyl Ether	<1.0	20	22.9	µg/L	114	8.33	25.0	70 - 130
Toluene	<0.50	20	21.9	µg/L	110	13.3	25.0	70 - 130
Trichloroethene	<0.50	20	21.2	µg/L	106	14.9	25.0	70 - 130

Surrogate

	% Recovery	Control Limits
--	------------	----------------

4-Bromofluorobenzene	105	60 - 130
Dibromofluoromethane	105	60 - 130
Toluene-d8	106	60 - 130

Entech Analytical Labs, Inc.

3334 Victor Court , Santa Clara, CA 95054 Phone: (408) 588-0200 Fax: (408) 588-0201

Method Blank - Liquid - VOCs: EPA 5030B / EPA 8260B for Groundwater and Water - EPA 624 for Wastewater

QC Batch ID: WM7I070831I

Validated by: xbian - 09/04/07

QC Batch Analysis Date: 8/31/2007

Parameter	Result	DF	PQLR	Units
1,1,1,2-Tetrachloroethane	ND	1	0.50	µg/L
1,1,1-Trichloroethane	ND	1	0.50	µg/L
1,1,2,2-Tetrachloroethane	ND	1	0.50	µg/L
1,1,2-Trichloroethane	ND	1	0.50	µg/L
1,1-Dichloroethane	ND	1	0.50	µg/L
1,1-Dichloroethene	ND	1	0.50	µg/L
1,1-Dichloropropene	ND	1	0.50	µg/L
1,2,3-Trichlorobenzene	ND	1	5.0	µg/L
1,2,3-Trichloropropane	ND	1	5.0	µg/L
1,2,4-Trichlorobenzene	ND	1	5.0	µg/L
1,2,4-Trimethylbenzene	ND	1	5.0	µg/L
1,2-Dibromo-3-Chloropropane	ND	1	5.0	µg/L
1,2-Dibromoethane (EDB)	ND	1	0.50	µg/L
1,2-Dichlorobenzene	ND	1	0.50	µg/L
1,2-Dichloroethane	ND	1	0.50	µg/L
1,2-Dichloropropane	ND	1	0.50	µg/L
1,3,5-Trimethylbenzene	ND	1	5.0	µg/L
1,3-Dichlorobenzene	ND	1	0.50	µg/L
1,3-Dichloropropane	ND	1	0.50	µg/L
1,4-Dichlorobenzene	ND	1	0.50	µg/L
1,4-Dioxane	ND	1	50	µg/L
2,2-Dichloropropane	ND	1	0.50	µg/L
2-Butanone (MEK)	ND	1	20	µg/L
2-Chloroethyl-vinyl Ether	ND	1	5.0	µg/L
2-Chlorotoluene	ND	1	5.0	µg/L
2-Hexanone	ND	1	20	µg/L
4-Chlorotoluene	ND	1	5.0	µg/L
4-Methyl-2-Pentanone(MIBK)	ND	1	20	µg/L
Acetone	ND	1	20	µg/L
Acetonitrile	ND	1	5.0	µg/L
Acrolein	ND	1	5.0	µg/L
Acrylonitrile	ND	1	5.0	µg/L
Benzene	ND	1	0.50	µg/L
Benzyl Chloride	ND	1	5.0	µg/L
Bromobenzene	ND	1	0.50	µg/L
Bromochloromethane	ND	1	0.50	µg/L
Bromodichloromethane	ND	1	0.50	µg/L
Bromoform	ND	1	0.50	µg/L
Bromomethane	ND	1	0.50	µg/L
Carbon Disulfide	ND	1	0.50	µg/L
Carbon Tetrachloride	ND	1	0.50	µg/L
Chlorobenzene	ND	1	0.50	µg/L
Chloroethane	ND	1	0.50	µg/L
Chloroform	ND	1	0.50	µg/L
Chloromethane	ND	1	0.50	µg/L
cis-1,2-Dichloroethene	ND	1	0.50	µg/L
cis-1,3-Dichloropropene	ND	1	0.50	µg/L
Cyclohexanone	ND	1	20	µg/L
Dibromochloromethane	ND	1	0.50	µg/L
Dibromomethane	ND	1	0.50	µg/L

Entech Analytical Labs, Inc.

3334 Victor Court , Santa Clara, CA 95054 Phone: (408) 588-0200 Fax: (408) 588-0201

Method Blank - Liquid - VOCs: EPA 5030B / EPA 8260B for Groundwater and Water - EPA 624 for Wastewater

QC Batch ID: WM7I070831I

Validated by: xbian - 09/04/07

QC Batch Analysis Date: 8/31/2007

Parameter	Result	DF	PQLR	Units
Dichlorodifluoromethane	ND	1	0.50	µg/L
Diisopropyl Ether	ND	1	5.0	µg/L
Ethyl Benzene	ND	1	0.50	µg/L
Freon 113	ND	1	5.0	µg/L
Hexachlorobutadiene	ND	1	5.0	µg/L
Iodomethane	ND	1	5.0	µg/L
Isopropanol	ND	1	20	µg/L
Isopropylbenzene	ND	1	1.0	µg/L
Methylene Chloride	ND	1	20	µg/L
Methyl-t-butyl Ether	ND	1	1.0	µg/L
Naphthalene	ND	1	5.0	µg/L
n-Butylbenzene	ND	1	5.0	µg/L
n-Propylbenzene	ND	1	5.0	µg/L
Pentachloroethane	ND	1	0.50	µg/L
p-Isopropyltoluene	ND	1	5.0	µg/L
sec-Butylbenzene	ND	1	5.0	µg/L
Styrene	ND	1	0.50	µg/L
tert-Amyl Methyl Ether	ND	1	5.0	µg/L
tert-Butanol (TBA)	ND	1	10	µg/L
tert-Butyl Ethyl Ether	ND	1	5.0	µg/L
tert-Butylbenzene	ND	1	5.0	µg/L
Tetrachloroethene	ND	1	0.50	µg/L
Tetrahydrofuran	ND	1	20	µg/L
Toluene	ND	1	0.50	µg/L
trans-1,2-Dichloroethene	ND	1	0.50	µg/L
trans-1,3-Dichloropropene	ND	1	0.50	µg/L
trans-1,4-Dichloro-2-butene	ND	1	5.0	µg/L
Trichloroethene	ND	1	0.50	µg/L
Trichlorofluoromethane	ND	1	0.50	µg/L
Vinyl Acetate	ND	1	5.0	µg/L
Vinyl Chloride	ND	1	0.50	µg/L
Xylenes, Total	ND	1	0.50	µg/L

Surrogate for Blank	% Recovery	Control Limits
4-Bromofluorobenzene	106	60 - 130
Dibromofluoromethane	101	60 - 130
Toluene-d8	108	60 - 130

Entech Analytical Labs, Inc.

3334 Victor Court , Santa Clara, CA 95054 Phone: (408) 588-0200 Fax: (408) 588-0201

LCS / LCSD - Liquid - VOCs: EPA 5030B / EPA 8260B for Groundwater and Water - EPA 624 for Wastewater

QC Batch ID: WM7I070831I

Reviewed by: xbian - 09/04/07

QC Batch ID Analysis Date: 8/31/2007

LCS

Parameter	Method Blank	Spike Amt	SpikeResult	Units	% Recovery	Recovery Limits
1,1-Dichloroethene	<0.50	20	22.2	µg/L	111	70 - 130
Benzene	<0.50	20	20.3	µg/L	101	70 - 130
Chlorobenzene	<0.50	20	17.3	µg/L	86.7	70 - 130
Methyl-t-butyl Ether	<1.0	20	19.7	µg/L	98.7	70 - 130
Toluene	<0.50	20	19.3	µg/L	96.4	70 - 130
Trichloroethene	<0.50	20	18.3	µg/L	91.6	70 - 130

Surrogate	% Recovery	Control Limits
4-Bromofluorobenzene	103	60 - 130
Dibromofluoromethane	104	60 - 130
Toluene-d8	106	60 - 130

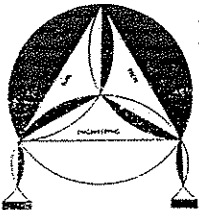
LCSD

Parameter	Method Blank	Spike Amt	SpikeResult	Units	% Recovery	RPD	RPD Limits	Recovery Limits
1,1-Dichloroethene	<0.50	20	20.5	µg/L	103	7.65	25.0	70 - 130
Benzene	<0.50	20	19.0	µg/L	94.8	6.63	25.0	70 - 130
Chlorobenzene	<0.50	20	16.2	µg/L	81.1	6.72	25.0	70 - 130
Methyl-t-butyl Ether	<1.0	20	18.2	µg/L	91.0	8.06	25.0	70 - 130
Toluene	<0.50	20	18.3	µg/L	91.3	5.46	25.0	70 - 130
Trichloroethene	<0.50	20	17.4	µg/L	87.2	4.95	25.0	70 - 130

Surrogate	% Recovery	Control Limits
4-Bromofluorobenzene	103	60 - 130
Dibromofluoromethane	104	60 - 130
Toluene-d8	107	60 - 130

CHAIN OF CUSTODY RECORD

PROJ. NO. 8-90-421-SI		NAME 400 San Pablo Avenue, Albany					CON-TAINER	ANALYSES REQUESTED TPH, W, D, D, M, M, EPA 8260B*	REMARKS
SAMPLERS: (Signature) Richard Mundy		56808							
NO.	DATE	TIME	SOIL	WATER	LOCATION				
1	8/19/07	10:15		✓	MW-2	001	6	✓ ✓	
2	↓	11:07		✓	MW-3	002	6	✓ ✓	
3	↓	12:00		✓	STMW-5	003	6	✓ ✓	
								*Full list	
								*All vials are HCL preserved	
								Note: Please label all the field points according to the chain	
								Rec'd 6 vials w/ HCL per sample w/ 14.7° Temp	
Relinquished by: (Signature) Richard Mundy		Date / Time 8/20/07 1412		Received by: (Signature) [Signature]		Relinquished by: (Signature)		Date / Time	Received by: (Signature)
Relinquished by: (Signature) [Signature]		Date / Time 8/20/07 1445		Received by: (Signature) [Signature]		Relinquished by: (Signature)		Date / Time	Received by: (Signature)
Relinquished by: (Signature) [Signature]		Date / Time		Received for Laboratory by: (Signature)		Date / Time		Remarks Please send lab report to Frank Hameddi	



ENVIRO SOIL TECH CONSULTANTS

Environmental & Geotechnical Consultants
 131 TULLY ROAD, SAN JOSE, CALIFORNIA 95111
 Tel: (408) 297-1500 Fax: (408) 292-2116



Alpha

Alpha Analytical Laboratories Inc.

e-mail: clientservices@alpha-labs.com

Corporate: 208 Mason St., Ukiah, CA 95482 • Phone: (707) 468-0401 • Fax: (707) 468-5267

Service Center: 6398 Dougherty Rd., Suite 3, Dublin, CA 94568 • Phone: (925) 828-6226 • Fax: (925) 828-6309

30 August 2007

Entech Analytical Labs, Inc.

Attn: Simon Hague

3334 Victor Court

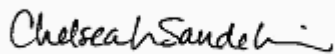
Santa Clara, CA 95054

RE: 400 San Pablo Ave, Albany

Work Order: 07H0585

Enclosed are the results of analyses for samples received by the laboratory on 08/16/07 14:30. If you have any questions concerning this report, please feel free to contact me.

Sincerely,



Chelsea L. Sandelin For Robert C. Phillips
Project Manager



Alpha Analytical Laboratories Inc.

208 Mason Street, Ukiah, California 95482

e-mail: clientservices@alpha-labs.com • Phone: (707) 468-0401 • Fax: (707) 468-5267

CHEMICAL EXAMINATION REPORT

Page 1 of 7

Entech Analytical Labs, Inc.
3334 Victor Court
Santa Clara, CA 95054
Attn: Simon Hague

Report Date: 08/30/07 15:18
Project No: [none]
Project ID: 400 San Pablo Ave, Albany

<u>Order Number</u>	<u>Receipt Date/Time</u>	<u>Client Code</u>	<u>Client PO/Reference</u>
07H0585	08/16/2007 14:30	ENTECH	

ANALYTICAL REPORT FOR SAMPLES

Sample ID	Laboratory ID	Matrix	Date Sampled	Date Received
MW-2	07H0585-01	Water	08/16/07 10:45	08/16/07 14:30
MW-3	07H0585-02	Water	08/16/07 09:45	08/16/07 14:30
STMW-5	07H0585-03	Water	08/16/07 10:15	08/16/07 14:30

The results in this report apply to the samples analyzed in accordance with the chain of custody document. This analytical report must be reproduced in its entirety.

Bruce Gove
Laboratory Director

8/30/2007



Alpha Analytical Laboratories Inc.

208 Mason Street, Ukiah, California 95482

e-mail: clientservices@alpha-labs.com • Phone: (707) 468-0401 • Fax: (707) 468-5267

CHEMICAL EXAMINATION REPORT

Page 2 of 7

Entech Analytical Labs, Inc.
3334 Victor Court
Santa Clara, CA 95054
Attn: Simon Hague

Report Date: 08/30/07 15:18
Project No: [none]
Project ID: 400 San Pablo Ave, Albany

Order Number Receipt Date/Time Client Code Client PO/Reference
07H0585 08/16/2007 14:30 ENTECH

Alpha Analytical Laboratories, Inc.

METHOD	BATCH	PREPARED	ANALYZED	DILUTION	RESULT	PQL	NOTE
MW-2 (07H0585-01)							
Conventional Chemistry Parameters by APHA/EPA Methods				Sample Type: Water	Sampled: 08/16/07 10:45		
Residual Chlorine	SM4500-Cl F	AH72401	08/17/07	08/17/07	1	0.40 mg/l	0.10 T-14
Microbiological Parameters by APHA Standard Methods							
Total Coliforms	SM9221	AH72109	08/16/07	08/20/07	1	140.0 MPN/100 ml	2.0
Fecal Coliforms	"	"	"	"	"	ND "	2.0
Volatile Organic Compounds by EPA Method 524.2							
Bromodichloromethane	EPA 524.2	AH72320	08/22/07	08/23/07	1	ND ug/l	0.50
Bromoform	"	"	"	"	"	ND "	0.50
Chloroform	"	"	"	"	"	1.20 "	0.50
Dibromochloromethane	"	"	"	"	"	ND "	0.50
Trihalomethanes (total)	"	"	"	"	"	1.20 "	0.50
Surrogate: Bromofluorobenzene	"	"	"	"		95.6 %	70-130
Surrogate: Dibromofluoromethane	"	"	"	"		81.6 %	70-130
Surrogate: Toluene-d8	"	"	"	"		88.4 %	70-130

MW-3 (07H0585-02)							
Conventional Chemistry Parameters by APHA/EPA Methods				Sample Type: Water	Sampled: 08/16/07 09:45		
Residual Chlorine	SM4500-Cl F	AH72401	08/17/07	08/17/07	1	ND mg/l	0.10 T-14
Microbiological Parameters by APHA Standard Methods							
Total Coliforms	SM9221	AH72109	08/16/07	08/20/07	1	4.0 MPN/100 ml	2.0
Fecal Coliforms	"	"	"	"	"	ND "	2.0

The results in this report apply to the samples analyzed in accordance with the chain of custody document. This analytical report must be reproduced in its entirety.

Bruce Gove
Laboratory Director

8/30/2007



Alpha Analytical Laboratories Inc.

208 Mason Street, Ukiah, California 95482

e-mail: clientservices@alpha-labs.com • Phone: (707) 468-0401 • Fax: (707) 468-5267

CHEMICAL EXAMINATION REPORT

Page 3 of 7

Entech Analytical Labs, Inc.
3334 Victor Court
Santa Clara, CA 95054
Attn: Simon Hague

Report Date: 08/30/07 15:18
Project No: [none]
Project ID: 400 San Pablo Ave, Albany

Order Number 07H0585 Receipt Date/Time 08/16/2007 14:30 Client Code ENTECH Client PO/Reference

Alpha Analytical Laboratories, Inc.

Table with columns: METHOD, BATCH, PREPARED, ANALYZED, DILUTION, RESULT, PQL, NOTE. Contains data for MW-3 (07H0585-02) and STMW-5 (07H0585-03) samples, including Volatile Organic Compounds and Microbiological Parameters.

The results in this report apply to the samples analyzed in accordance with the chain of custody document. This analytical report must be reproduced in its entirety.

Bruce Gove
Laboratory Director

8/30/2007



Alpha Analytical Laboratories Inc.

208 Mason Street, Ukiah, California 95482

e-mail: clientservices@alpha-labs.com • Phone: (707) 468-0401 • Fax: (707) 468-5267

CHEMICAL EXAMINATION REPORT

Page 4 of 7

Entech Analytical Labs, Inc.
3334 Victor Court
Santa Clara, CA 95054
Attn: Simon Hague

Report Date: 08/30/07 15:18
Project No: [none]
Project ID: 400 San Pablo Ave, Albany

<u>Order Number</u>	<u>Receipt Date/Time</u>	<u>Client Code</u>	<u>Client PO/Reference</u>
07H0585	08/16/2007 14:30	ENTECH	

Conventional Chemistry Parameters by APHA/EPA Methods - Quality Control

Analyte(s)	Result	PQL	Units	Spike Level	Source Result	%REC	%REC Limits	RPD	RPD Limit	Flag
Batch AH72401 - General Preparation										
Blank (AH72401-BLK1)				Prepared & Analyzed: 08/17/07						
Residual Chlorine	ND	0.10	mg/l							
Duplicate (AH72401-DUP1)				Source: 07H0585-01 Prepared & Analyzed: 08/17/07						
Residual Chlorine	0.400	0.10	mg/l		0.40			0.00	20	

The results in this report apply to the samples analyzed in accordance with the chain of custody document. This analytical report must be reproduced in its entirety.

Bruce Gove
Laboratory Director

8/30/2007



Alpha Analytical Laboratories Inc.

208 Mason Street, Ukiah, California 95482

e-mail: clientservices@alpha-labs.com • Phone: (707) 468-0401 • Fax: (707) 468-5267

CHEMICAL EXAMINATION REPORT

Page 5 of 7

Entech Analytical Labs, Inc.
3334 Victor Court
Santa Clara, CA 95054
Attn: Simon Hague

Report Date: 08/30/07 15:18
Project No: [none]
Project ID: 400 San Pablo Ave, Albany

<u>Order Number</u> 07H0585	<u>Receipt Date/Time</u> 08/16/2007 14:30	<u>Client Code</u> ENTECH	<u>Client PO/Reference</u>
--------------------------------	--	------------------------------	----------------------------

Volatile Organic Compounds by EPA Method 524.2 - Quality Control

Analyte(s)	Result	PQL	Units	Spike Level	Source Result	%REC	%REC Limits	RPD	RPD Limit	Flag
Batch AH72320 - VOAs in Water GCMS										
Blank (AH72320-BLK1)				Prepared & Analyzed: 08/22/07						
Bromodichloromethane	ND	0.50	ug/l							
Bromoform	ND	0.50	"							
Chloroform	ND	0.50	"							
Dibromochloromethane	ND	0.50	"							
Trihalomethanes (total)	ND	0.50	"							
Surrogate: Bromofluorobenzene	22.7		"	25.0		90.8	70-130			
Surrogate: Dibromofluoromethane	20.3		"	25.0		81.2	70-130			
Surrogate: Toluene-d8	22.7		"	25.0		90.8	70-130			
LCS (AH72320-BS1)				Prepared & Analyzed: 08/22/07						
Bromodichloromethane	11.6	0.50	ug/l	10.0		116	70-130			
Bromoform	12.0	0.50	"	10.0		120	70-130			
Chloroform	10.5	0.50	"	10.0		105	70-130			
Dibromochloromethane	12.2	0.50	"	10.0		122	70-130			
Surrogate: Bromofluorobenzene	23.3		"	25.0		93.2	70-130			
Surrogate: Dibromofluoromethane	19.7		"	25.0		78.8	70-130			
Surrogate: Toluene-d8	21.5		"	25.0		86.0	70-130			
Matrix Spike (AH72320-MS1)				Source: 07H0492-01		Prepared & Analyzed: 08/22/07				
Bromodichloromethane	12.6	0.50	ug/l	10.0	0.55	120	70-130			
Bromoform	13.0	0.50	"	10.0	ND	130	70-130			
Chloroform	11.1	0.50	"	10.0	ND	111	70-130			
Dibromochloromethane	14.1	0.50	"	10.0	1.15	130	70-130			
Surrogate: Bromofluorobenzene	23.0		"	25.0		92.0	70-130			
Surrogate: Dibromofluoromethane	19.7		"	25.0		78.8	70-130			
Surrogate: Toluene-d8	21.7		"	25.0		86.8	70-130			

The results in this report apply to the samples analyzed in accordance with the chain of custody document. This analytical report must be reproduced in its entirety.

Bruce Gove
Laboratory Director

8/30/2007



Alpha Analytical Laboratories Inc.

208 Mason Street, Ukiah, California 95482

e-mail: clientservices@alpha-labs.com • Phone: (707) 468-0401 • Fax: (707) 468-5267

CHEMICAL EXAMINATION REPORT

Page 6 of 7

Entech Analytical Labs, Inc.
3334 Victor Court
Santa Clara, CA 95054
Attn: Simon Hague

Report Date: 08/30/07 15:18
Project No: [none]
Project ID: 400 San Pablo Ave, Albany

<u>Order Number</u> 07H0585	<u>Receipt Date/Time</u> 08/16/2007 14:30	<u>Client Code</u> ENTECH	<u>Client PO/Reference</u>
--------------------------------	--	------------------------------	----------------------------

Volatile Organic Compounds by EPA Method 524.2 - Quality Control

Analyte(s)	Result	PQL	Units	Spike Level	Source Result	%REC	%REC Limits	RPD	RPD Limit	Flag
Batch AH72320 - VOAs in Water GCMS										
Matrix Spike Dup (AH72320-MSD1)		Source: 07H0492-01			Prepared & Analyzed: 08/22/07					
Bromodichloromethane	13.9	0.50	ug/l	10.0	0.55	134	70-130	9.81	25	QM-05
Bromoform	14.5	0.50	"	10.0	ND	145	70-130	10.9	25	QM-05
Chloroform	12.5	0.50	"	10.0	ND	125	70-130	11.9	25	
Dibromochloromethane	15.0	0.50	"	10.0	1.15	138	70-130	6.19	25	QM-05
Surrogate: Bromofluorobenzene	22.8		"	25.0		91.2	70-130			
Surrogate: Dibromofluoromethane	19.2		"	25.0		76.8	70-130			
Surrogate: Toluene-d8	21.4		"	25.0		85.6	70-130			

The results in this report apply to the samples analyzed in accordance with the chain of custody document. This analytical report must be reproduced in its entirety.

Bruce Gove
Laboratory Director

8/30/2007



Alpha Analytical Laboratories Inc.

208 Mason Street, Ukiah, California 95482

e-mail: clientservices@alpha-labs.com • Phone: (707) 468-0401 • Fax: (707) 468-5267

CHEMICAL EXAMINATION REPORT

Page 7 of 7

Entech Analytical Labs, Inc.
3334 Victor Court
Santa Clara, CA 95054
Attn: Simon Hague

Report Date: 08/30/07 15:18
Project No: [none]
Project ID: 400 San Pablo Ave, Albany

<u>Order Number</u>	<u>Receipt Date/Time</u>	<u>Client Code</u>	<u>Client PO/Reference</u>
07H0585	08/16/2007 14:30	ENTECH	

Notes and Definitions

- T-14 Residual chlorine, dissolved oxygen, and pH must be analyzed in the field to meet the EPA specified 15 minute hold time. Sample was received and analyzed outside of this "window."
- QM-05 The spike recovery was outside acceptance limits for the MS and/or MSD due to matrix interference. The LCS and/or LCSD were within acceptance limits showing that the laboratory is in control and the data is acceptable.
- DET Analyte DETECTED
- ND Analyte NOT DETECTED at or above the reporting limit
- NR Not Reported
- dry Sample results reported on a dry weight basis
- RPD Relative Percent Difference
- PQL Practical Quantitation Limit

Entech Analytical Labs, Inc.

Entech ID and PO#: 56778

3334 Victor Court, Santa Clara, CA 95054

(408) 588-0200

FAX (408) 588-0201

Subcontract Chain of Custody

Subcontract Lab: Alpha

Date Sent: 8/16/07

Date Due: 8/30/07


07H0585

8/30/07

Project Number: 8-90-421-SI
 Project Name: 400 San Pablo Avenue
 Project Location: Albany
 Global ID: T0600101089
 LogCode: ESTJ

Entech LabNumber	Customer Sample Name/Field Point ID	Matrix	Method	Collect Date	Collect Time
56778-001	MW-2	Liquid	Trihalomethanes (THMs) - Alpha	8/16/2007	10:45
56778-001	MW-2	Liquid	Residual Chlorine - Alpha	8/16/2007	10:45
56778-001	MW-2	Liquid	E. coli - Alpha	8/16/2007	10:45
56778-001	MW-2	Liquid	Total Coliform - Alpha	8/16/2007	10:45
56778-002	MW-3	Liquid	Trihalomethanes (THMs) - Alpha	8/16/2007	9:45
56778-002	MW-3	Liquid	Residual Chlorine - Alpha	8/16/2007	9:45
56778-002	MW-3	Liquid	E. coli - Alpha	8/16/2007	9:45
56778-002	MW-3	Liquid	Total Coliform - Alpha	8/16/2007	9:45
56778-003	STMW-5	Liquid	Trihalomethanes (THMs) - Alpha	8/16/2007	10:15
56778-003	STMW-5	Liquid	Residual Chlorine - Alpha	8/16/2007	10:15
56778-003	STMW-5	Liquid	E. coli - Alpha	8/16/2007	10:15
56778-003	STMW-5	Liquid	Total Coliform - Alpha	8/16/2007	10:15

Comments:
EDF Required

Relinquished By:		Received By:	Alpha Analytical (From Field)	Date:	08/16/07	Time:	10:45
Relinquished By:		Received By:		Date:		Time:	
Relinquished By:		Received By:		Date:		Time:	

Send the Report to: DATA@ENTECHLABS.COM

CHAIN OF CUSTODY RECORD

07H0585

286

PROJ. NO. 8-90-42-SI NAME 400 San Pablo Ave, Albany

SAMPLERS: (Signature) *Richard Mendez*

NO.	DATE	TIME	SOIL	WATER	LOCATION	CON-TAINER
1	8/14/07			✓	MW-2	5
2	↓	9:45		✓	MW-3	5
3	↓	10:15		✓	STMW-5	5
		10:45				

ANALYSES REQUESTED BY: *Signature*
 RESISTANCE BY: *Signature*
 TOTAL CHLORINE BY: *Signature*
 TOTAL CHLORINE BY: *Signature*

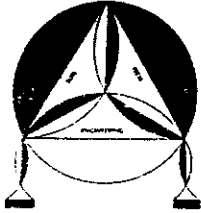
REMARKS

EDF # T0600101089

Note: Please label the field points according to the Chain.

Relinquished by: (Signature) <i>Richard Mendez</i>	Date / Time	Received by: (Signature) <i>Wob</i>	Relinquished by: (Signature)	Date / Time	Received by: (Signature)
Relinquished by: (Signature) <i>Wob</i>	8/16/07 11:30	Received by: (Signature) <i>JWT</i>	Relinquished by: (Signature) <i>JWT</i>	8/16/07 14:30	Received by: (Signature) <i>JWT</i>
Relinquished by: (Signature)	Date / Time	Received for Laboratory by: (Signature)	Date / Time	Remarks	

Please send lab report to Frank Hameddi



ENVIRO SOIL TECH CONSULTANTS
 Environmental & Geotechnical Consultants
 131 TULLY ROAD, SAN JOSE, CALIFORNIA 95111
 Tel: (408) 297-1500 Fax: (408) 292-2116

Entech Analytical Labs, Inc.

3334 Victor Court , Santa Clara, CA 95054

Phone: (408) 588-0200

Fax: (408) 588-0201

Frank Hamedi

Enviro Soil Tech Consultants

131 Tully Road

San Jose, CA 95111

Lab Certificate Number: 56793

Issued: 08/31/2007

Project Number: 8-90-421-SI

Global ID: T0600101089

Project Name: 400 San Pablo Avenue

Project Location: Albany

Certificate of Analysis - Final Report


On August 17, 2007, samples were received under chain of custody for analysis.

Entech analyzes samples "as received" unless otherwise noted. The following results are included:

<u>Matrix</u>	<u>Test / Comments</u>
Liquid	Electronic Deliverables for Geotracker TPH-Purgeable - GC : EPA 5030B / EPA 8015B VOCs: EPA 5030B / EPA 8260B for Groundwater and Water - EPA 624 for Wastewater

Entech Analytical Labs, Inc. is certified for environmental analyses by the State of California (#2346).
If you have any questions regarding this report, please call us at 408-588-0200 ext. 225.

Sincerely,



C. L. Thom
Laboratory Director

Entech Analytical Labs, Inc.

3334 Victor Court , Santa Clara, CA 95054

Phone: (408) 588-0200

Fax: (408) 588-0201

Enviro Soil Tech Consultants
131 Tully Road
San Jose, CA 95111
Attn: Frank Hamedi

Project Number: 8-90-421-SI
Project Name: 400 San Pablo Avenue
Project Location: Albany
GlobalID: T0600101089

Certificate of Analysis - Data Report

Samples Received: 08/17/2007

Sample Collected by: Client

Lab # : 56793-001 Sample ID: C-1

Matrix: Liquid Sample Date: 8/16/2007 3:40 PM

VOCs: EPA 5030B / EPA 8260B for Groundwater and Water - EPA 624 for Wastewater

Parameter	Result	Qual	D/P-F	Detection Limit	Units	Prep Date	Prep Batch	Analysis Date	QC Batch
1,1,1,2-Tetrachloroethane	ND		1.0	0.50	µg/L	N/A	N/A	8/30/2007	WM1A070830A
1,1,1-Trichloroethane	ND		1.0	0.50	µg/L	N/A	N/A	8/30/2007	WM1A070830A
1,1,2,2-Tetrachloroethane	ND		1.0	0.50	µg/L	N/A	N/A	8/30/2007	WM1A070830A
1,1,2-Trichloroethane	ND		1.0	0.50	µg/L	N/A	N/A	8/30/2007	WM1A070830A
1,1-Dichloroethane	ND		1.0	0.50	µg/L	N/A	N/A	8/30/2007	WM1A070830A
1,1-Dichloroethene	ND		1.0	0.50	µg/L	N/A	N/A	8/30/2007	WM1A070830A
1,1-Dichloropropene	ND		1.0	0.50	µg/L	N/A	N/A	8/30/2007	WM1A070830A
1,2,3-Trichlorobenzene	ND		1.0	5.0	µg/L	N/A	N/A	8/30/2007	WM1A070830A
1,2,3-Trichloropropane	ND		1.0	5.0	µg/L	N/A	N/A	8/30/2007	WM1A070830A
1,2,4-Trichlorobenzene	ND		1.0	5.0	µg/L	N/A	N/A	8/30/2007	WM1A070830A
1,2,4-Trimethylbenzene	ND		1.0	5.0	µg/L	N/A	N/A	8/30/2007	WM1A070830A
1,2-Dibromo-3-Chloropropane	ND		1.0	5.0	µg/L	N/A	N/A	8/30/2007	WM1A070830A
1,2-Dibromoethane (EDB)	ND		1.0	0.50	µg/L	N/A	N/A	8/30/2007	WM1A070830A
1,2-Dichlorobenzene	ND		1.0	0.50	µg/L	N/A	N/A	8/30/2007	WM1A070830A
1,2-Dichloroethane	ND		1.0	0.50	µg/L	N/A	N/A	8/30/2007	WM1A070830A
1,2-Dichloropropane	ND		1.0	0.50	µg/L	N/A	N/A	8/30/2007	WM1A070830A
1,3,5-Trimethylbenzene	ND		1.0	5.0	µg/L	N/A	N/A	8/30/2007	WM1A070830A
1,3-Dichlorobenzene	ND		1.0	0.50	µg/L	N/A	N/A	8/30/2007	WM1A070830A
1,3-Dichloropropane	ND		1.0	0.50	µg/L	N/A	N/A	8/30/2007	WM1A070830A
1,4-Dichlorobenzene	ND		1.0	0.50	µg/L	N/A	N/A	8/30/2007	WM1A070830A
1,4-Dioxane	ND		1.0	50	µg/L	N/A	N/A	8/30/2007	WM1A070830A
2,2-Dichloropropane	ND		1.0	0.50	µg/L	N/A	N/A	8/30/2007	WM1A070830A
2-Butanone (MEK)	ND		1.0	20	µg/L	N/A	N/A	8/30/2007	WM1A070830A
2-Chloroethyl-vinyl Ether	ND		1.0	5.0	µg/L	N/A	N/A	8/30/2007	WM1A070830A
2-Chlorotoluene	ND		1.0	5.0	µg/L	N/A	N/A	8/30/2007	WM1A070830A
2-Hexanone	ND		1.0	20	µg/L	N/A	N/A	8/30/2007	WM1A070830A
4-Chlorotoluene	ND		1.0	5.0	µg/L	N/A	N/A	8/30/2007	WM1A070830A
4-Methyl-2-Pentanone(MIBK)	ND		1.0	20	µg/L	N/A	N/A	8/30/2007	WM1A070830A
Acetone	ND		1.0	20	µg/L	N/A	N/A	8/30/2007	WM1A070830A
Acetonitrile	ND		1.0	5.0	µg/L	N/A	N/A	8/30/2007	WM1A070830A
Acrolein	ND		1.0	5.0	µg/L	N/A	N/A	8/30/2007	WM1A070830A
Acrylonitrile	ND		1.0	5.0	µg/L	N/A	N/A	8/30/2007	WM1A070830A
Benzene	ND		1.0	0.50	µg/L	N/A	N/A	8/30/2007	WM1A070830A
Benzyl Chloride	ND		1.0	5.0	µg/L	N/A	N/A	8/30/2007	WM1A070830A
Bromobenzene	ND		1.0	0.50	µg/L	N/A	N/A	8/30/2007	WM1A070830A
Bromochloromethane	ND		1.0	0.50	µg/L	N/A	N/A	8/30/2007	WM1A070830A
Bromodichloromethane	ND		1.0	0.50	µg/L	N/A	N/A	8/30/2007	WM1A070830A
Bromoform	ND		1.0	0.50	µg/L	N/A	N/A	8/30/2007	WM1A070830A
Bromomethane	ND		1.0	0.50	µg/L	N/A	N/A	8/30/2007	WM1A070830A
Carbon Disulfide	ND		1.0	0.50	µg/L	N/A	N/A	8/30/2007	WM1A070830A
Carbon Tetrachloride	ND		1.0	0.50	µg/L	N/A	N/A	8/30/2007	WM1A070830A
Chlorobenzene	ND		1.0	0.50	µg/L	N/A	N/A	8/30/2007	WM1A070830A
Chloroethane	ND		1.0	0.50	µg/L	N/A	N/A	8/30/2007	WM1A070830A
Chloroform	ND		1.0	0.50	µg/L	N/A	N/A	8/30/2007	WM1A070830A
Chloromethane	ND		1.0	0.50	µg/L	N/A	N/A	8/30/2007	WM1A070830A

Detection Limit = Detection Limit for Reporting.

ND = Not Detected at or above the Detection Limit.

D/P-F = Dilution and/or Prep Factor includes sample volume adjustments.

Qual = Data Qualifier

8/31/2007 3:27:27 PM - E.Ling

Entech Analytical Labs, Inc.

3334 Victor Court , Santa Clara, CA 95054

Phone: (408) 588-0200

Fax: (408) 588-0201

Enviro Soil Tech Consultants
131 Tully Road
San Jose, CA 95111
Attn: Frank Hamedi

Project Number: 8-90-421-SI
Project Name: 400 San Pablo Avenue
Project Location: Albany
GlobalID: T0600101089

Certificate of Analysis - Data Report

Samples Received: 08/17/2007
Sample Collected by: Client

Lab # : 56793-001 Sample ID: C-1

Matrix: Liquid Sample Date: 8/16/2007 3:40 PM

VOCs: EPA 5030B / EPA 8260B for Groundwater and Water - EPA 624 for Wastewater

Parameter	Result	Qual	D/P-F	Detection Limit	Units	Prep Date	Prep Batch	Analysis Date	QC Batch
cis-1,2-Dichloroethene	ND		1.0	0.50	µg/L	N/A	N/A	8/30/2007	WM1A070830A
cis-1,3-Dichloropropene	ND		1.0	0.50	µg/L	N/A	N/A	8/30/2007	WM1A070830A
Cyclohexanone	ND		1.0	20	µg/L	N/A	N/A	8/30/2007	WM1A070830A
Dibromochloromethane	ND		1.0	0.50	µg/L	N/A	N/A	8/30/2007	WM1A070830A
Dibromomethane	ND		1.0	0.50	µg/L	N/A	N/A	8/30/2007	WM1A070830A
Dichlorodifluoromethane	ND		1.0	0.50	µg/L	N/A	N/A	8/30/2007	WM1A070830A
Diisopropyl Ether	ND		1.0	5.0	µg/L	N/A	N/A	8/30/2007	WM1A070830A
Ethyl Benzene	ND		1.0	0.50	µg/L	N/A	N/A	8/30/2007	WM1A070830A
Freon 113	ND		1.0	5.0	µg/L	N/A	N/A	8/30/2007	WM1A070830A
Hexachlorobutadiene	ND		1.0	5.0	µg/L	N/A	N/A	8/30/2007	WM1A070830A
Iodomethane	ND		1.0	5.0	µg/L	N/A	N/A	8/30/2007	WM1A070830A
Isopropanol	ND		1.0	20	µg/L	N/A	N/A	8/30/2007	WM1A070830A
Isopropylbenzene	ND		1.0	1.0	µg/L	N/A	N/A	8/30/2007	WM1A070830A
Methyl-t-butyl Ether	ND		1.0	1.0	µg/L	N/A	N/A	8/30/2007	WM1A070830A
Methylene Chloride	ND		1.0	20	µg/L	N/A	N/A	8/30/2007	WM1A070830A
n-Butylbenzene	ND		1.0	5.0	µg/L	N/A	N/A	8/30/2007	WM1A070830A
n-Propylbenzene	ND		1.0	5.0	µg/L	N/A	N/A	8/30/2007	WM1A070830A
Naphthalene	ND		1.0	5.0	µg/L	N/A	N/A	8/30/2007	WM1A070830A
p-Isopropyltoluene	ND		1.0	5.0	µg/L	N/A	N/A	8/30/2007	WM1A070830A
Pentachloroethane	ND		1.0	0.50	µg/L	N/A	N/A	8/30/2007	WM1A070830A
sec-Butylbenzene	ND		1.0	5.0	µg/L	N/A	N/A	8/30/2007	WM1A070830A
Styrene	ND		1.0	0.50	µg/L	N/A	N/A	8/30/2007	WM1A070830A
tert-Amyl Methyl Ether	ND		1.0	5.0	µg/L	N/A	N/A	8/30/2007	WM1A070830A
tert-Butanol (TBA)	ND		1.0	10	µg/L	N/A	N/A	8/30/2007	WM1A070830A
tert-Butyl Ethyl Ether	ND		1.0	5.0	µg/L	N/A	N/A	8/30/2007	WM1A070830A
tert-Butylbenzene	ND		1.0	5.0	µg/L	N/A	N/A	8/30/2007	WM1A070830A
Tetrachloroethene	ND		1.0	0.50	µg/L	N/A	N/A	8/30/2007	WM1A070830A
Tetrahydrofuran	ND		1.0	20	µg/L	N/A	N/A	8/30/2007	WM1A070830A
Toluene	ND		1.0	0.50	µg/L	N/A	N/A	8/30/2007	WM1A070830A
trans-1,2-Dichloroethene	ND		1.0	0.50	µg/L	N/A	N/A	8/30/2007	WM1A070830A
trans-1,3-Dichloropropene	ND		1.0	0.50	µg/L	N/A	N/A	8/30/2007	WM1A070830A
trans-1,4-Dichloro-2-butene	ND		1.0	5.0	µg/L	N/A	N/A	8/30/2007	WM1A070830A
Trichloroethene	ND		1.0	0.50	µg/L	N/A	N/A	8/30/2007	WM1A070830A
Trichlorofluoromethane	ND		1.0	0.50	µg/L	N/A	N/A	8/30/2007	WM1A070830A
Vinyl Acetate	ND		1.0	5.0	µg/L	N/A	N/A	8/30/2007	WM1A070830A
Vinyl Chloride	ND		1.0	0.50	µg/L	N/A	N/A	8/30/2007	WM1A070830A
Xylenes, Total	ND		1.0	0.50	µg/L	N/A	N/A	8/30/2007	WM1A070830A

Surrogate	Surrogate Recovery	Control Limits (%)
4-Bromofluorobenzene	119	60 - 130
Dibromofluoromethane	88.6	60 - 130
Toluene-d8	102	60 - 130

Analyzed by: XBian

Reviewed by: MaiChiTu

Entech Analytical Labs, Inc.

3334 Victor Court , Santa Clara, CA 95054

Phone: (408) 588-0200

Fax: (408) 588-0201

Enviro Soil Tech Consultants
131 Tully Road
San Jose, CA 95111
Attn: Frank Hamedi

Project Number: 8-90-421-SI
Project Name: 400 San Pablo Avenue
Project Location: Albany
GlobalID: T0600101089

Certificate of Analysis - Data Report

Samples Received: 08/17/2007
Sample Collected by: Client

Lab # : 56793-001 Sample ID: C-1 Matrix: Liquid Sample Date: 8/16/2007 3:40 PM

TPH-Purgeable - GC : EPA 5030B / EPA 8015B

Parameter	Result	Qual	D/P-F	Detection Limit	Units	Prep Date	Prep Batch	Analysis Date	QC Batch
TPH as Gasoline	ND		1.0	50	µg/L	N/A	N/A	8/29/2007	WGC070828
Surrogate	Surrogate Recovery		Control Limits (%)					Analyzed by: JAbidog	
4-Bromofluorobenzene	91.2		65	- 135				Reviewed by: MaiChiTu	

Entech Analytical Labs, Inc.

3334 Victor Court , Santa Clara, CA 95054

Phone: (408) 588-0200

Fax: (408) 588-0201

Enviro Soil Tech Consultants
131 Tully Road
San Jose, CA 95111
Attn: Frank Hamedi

Project Number: 8-90-421-SI
Project Name: 400 San Pablo Avenue
Project Location: Albany
GlobalID: T0600101089

Certificate of Analysis - Data Report

Samples Received: 08/17/2007

Sample Collected by: Client

Lab # : 56793-002 Sample ID: C-2

Matrix: Liquid Sample Date: 8/16/2007 4:17 PM

VOCs: EPA 5030B / EPA 8260B for Groundwater and Water - EPA 624 for Wastewater

Parameter	Result	Qual	D/P-F	Detection Limit	Units	Prep Date	Prep Batch	Analysis Date	QC Batch
1,1,1,2-Tetrachloroethane	ND		1.0	0.50	µg/L	N/A	N/A	8/30/2007	WM1A070830A
1,1,1-Trichloroethane	ND		1.0	0.50	µg/L	N/A	N/A	8/30/2007	WM1A070830A
1,1,2,2-Tetrachloroethane	ND		1.0	0.50	µg/L	N/A	N/A	8/30/2007	WM1A070830A
1,1,2-Trichloroethane	ND		1.0	0.50	µg/L	N/A	N/A	8/30/2007	WM1A070830A
1,1-Dichloroethane	ND		1.0	0.50	µg/L	N/A	N/A	8/30/2007	WM1A070830A
1,1-Dichloroethene	ND		1.0	0.50	µg/L	N/A	N/A	8/30/2007	WM1A070830A
1,1-Dichloropropene	ND		1.0	0.50	µg/L	N/A	N/A	8/30/2007	WM1A070830A
1,2,3-Trichlorobenzene	ND		1.0	5.0	µg/L	N/A	N/A	8/30/2007	WM1A070830A
1,2,3-Trichloropropane	ND		1.0	5.0	µg/L	N/A	N/A	8/30/2007	WM1A070830A
1,2,4-Trichlorobenzene	ND		1.0	5.0	µg/L	N/A	N/A	8/30/2007	WM1A070830A
1,2,4-Trimethylbenzene	ND		1.0	5.0	µg/L	N/A	N/A	8/30/2007	WM1A070830A
1,2-Dibromo-3-Chloropropane	ND		1.0	5.0	µg/L	N/A	N/A	8/30/2007	WM1A070830A
1,2-Dibromoethane (EDB)	ND		1.0	0.50	µg/L	N/A	N/A	8/30/2007	WM1A070830A
1,2-Dichlorobenzene	ND		1.0	0.50	µg/L	N/A	N/A	8/30/2007	WM1A070830A
1,2-Dichloroethane	ND		1.0	0.50	µg/L	N/A	N/A	8/30/2007	WM1A070830A
1,2-Dichloropropane	ND		1.0	0.50	µg/L	N/A	N/A	8/30/2007	WM1A070830A
1,3,5-Trimethylbenzene	ND		1.0	5.0	µg/L	N/A	N/A	8/30/2007	WM1A070830A
1,3-Dichlorobenzene	ND		1.0	0.50	µg/L	N/A	N/A	8/30/2007	WM1A070830A
1,3-Dichloropropane	ND		1.0	0.50	µg/L	N/A	N/A	8/30/2007	WM1A070830A
1,4-Dichlorobenzene	ND		1.0	0.50	µg/L	N/A	N/A	8/30/2007	WM1A070830A
1,4-Dioxane	ND		1.0	50	µg/L	N/A	N/A	8/30/2007	WM1A070830A
2,2-Dichloropropane	ND		1.0	0.50	µg/L	N/A	N/A	8/30/2007	WM1A070830A
2-Butanone (MEK)	ND		1.0	20	µg/L	N/A	N/A	8/30/2007	WM1A070830A
2-Chloroethyl-vinyl Ether	ND		1.0	5.0	µg/L	N/A	N/A	8/30/2007	WM1A070830A
2-Chlorotoluene	ND		1.0	5.0	µg/L	N/A	N/A	8/30/2007	WM1A070830A
2-Hexanone	ND		1.0	20	µg/L	N/A	N/A	8/30/2007	WM1A070830A
4-Chlorotoluene	ND		1.0	5.0	µg/L	N/A	N/A	8/30/2007	WM1A070830A
4-Methyl-2-Pentanone(MIBK)	ND		1.0	20	µg/L	N/A	N/A	8/30/2007	WM1A070830A
Acetone	ND		1.0	20	µg/L	N/A	N/A	8/30/2007	WM1A070830A
Acetonitrile	ND		1.0	5.0	µg/L	N/A	N/A	8/30/2007	WM1A070830A
Acrolein	ND		1.0	5.0	µg/L	N/A	N/A	8/30/2007	WM1A070830A
Acrylonitrile	ND		1.0	5.0	µg/L	N/A	N/A	8/30/2007	WM1A070830A
Benzene	ND		1.0	0.50	µg/L	N/A	N/A	8/30/2007	WM1A070830A
Benzyl Chloride	ND		1.0	5.0	µg/L	N/A	N/A	8/30/2007	WM1A070830A
Bromobenzene	ND		1.0	0.50	µg/L	N/A	N/A	8/30/2007	WM1A070830A
Bromochloromethane	ND		1.0	0.50	µg/L	N/A	N/A	8/30/2007	WM1A070830A
Bromodichloromethane	ND		1.0	0.50	µg/L	N/A	N/A	8/30/2007	WM1A070830A
Bromoform	ND		1.0	0.50	µg/L	N/A	N/A	8/30/2007	WM1A070830A
Bromomethane	ND		1.0	0.50	µg/L	N/A	N/A	8/30/2007	WM1A070830A
Carbon Disulfide	ND		1.0	0.50	µg/L	N/A	N/A	8/30/2007	WM1A070830A
Carbon Tetrachloride	ND		1.0	0.50	µg/L	N/A	N/A	8/30/2007	WM1A070830A
Chlorobenzene	ND		1.0	0.50	µg/L	N/A	N/A	8/30/2007	WM1A070830A
Chloroethane	ND		1.0	0.50	µg/L	N/A	N/A	8/30/2007	WM1A070830A
Chloroform	2.2		1.0	0.50	µg/L	N/A	N/A	8/30/2007	WM1A070830A
Chloromethane	ND		1.0	0.50	µg/L	N/A	N/A	8/30/2007	WM1A070830A

Detection Limit = Detection Limit for Reporting.

ND = Not Detected at or above the Detection Limit.

D/P-F = Dilution and/or Prep Factor includes sample volume adjustments.

Qual = Data Qualifier

8/31/2007 3:27:27 PM - E.Ling

Entech Analytical Labs, Inc.

3334 Victor Court , Santa Clara, CA 95054

Phone: (408) 588-0200

Fax: (408) 588-0201

Enviro Soil Tech Consultants
131 Tully Road
San Jose, CA 95111
Attn: Frank Hamedi

Project Number: 8-90-421-SI
Project Name: 400 San Pablo Avenue
Project Location: Albany
GlobalID: T0600101089

Certificate of Analysis - Data Report

Samples Received: 08/17/2007
Sample Collected by: Client

Lab # : 56793-002

Sample ID: C-2

Matrix: Liquid Sample Date: 8/16/2007 4:17 PM

VOCs: EPA 5030B / EPA 8260B for Groundwater and Water - EPA 624 for Wastewater

Parameter	Result	Qual	D/P-F	Detection Limit	Units	Prep Date	Prep Batch	Analysis Date	QC Batch
cis-1,2-Dichloroethene	ND		1.0	0.50	µg/L	N/A	N/A	8/30/2007	WM1A070830A
cis-1,3-Dichloropropene	ND		1.0	0.50	µg/L	N/A	N/A	8/30/2007	WM1A070830A
Cyclohexanone	ND		1.0	20	µg/L	N/A	N/A	8/30/2007	WM1A070830A
Dibromochloromethane	ND		1.0	0.50	µg/L	N/A	N/A	8/30/2007	WM1A070830A
Dibromomethane	ND		1.0	0.50	µg/L	N/A	N/A	8/30/2007	WM1A070830A
Dichlorodifluoromethane	ND		1.0	0.50	µg/L	N/A	N/A	8/30/2007	WM1A070830A
Diisopropyl Ether	ND		1.0	5.0	µg/L	N/A	N/A	8/30/2007	WM1A070830A
Ethyl Benzene	ND		1.0	0.50	µg/L	N/A	N/A	8/30/2007	WM1A070830A
Freon 113	ND		1.0	5.0	µg/L	N/A	N/A	8/30/2007	WM1A070830A
Hexachlorobutadiene	ND		1.0	5.0	µg/L	N/A	N/A	8/30/2007	WM1A070830A
Iodomethane	ND		1.0	5.0	µg/L	N/A	N/A	8/30/2007	WM1A070830A
Isopropanol	ND		1.0	20	µg/L	N/A	N/A	8/30/2007	WM1A070830A
Isopropylbenzene	ND		1.0	1.0	µg/L	N/A	N/A	8/30/2007	WM1A070830A
Methyl-t-butyl Ether	ND		1.0	1.0	µg/L	N/A	N/A	8/30/2007	WM1A070830A
Methylene Chloride	ND		1.0	20	µg/L	N/A	N/A	8/30/2007	WM1A070830A
n-Butylbenzene	ND		1.0	5.0	µg/L	N/A	N/A	8/30/2007	WM1A070830A
n-Propylbenzene	ND		1.0	5.0	µg/L	N/A	N/A	8/30/2007	WM1A070830A
Naphthalene	ND		1.0	5.0	µg/L	N/A	N/A	8/30/2007	WM1A070830A
p-Isopropyltoluene	ND		1.0	5.0	µg/L	N/A	N/A	8/30/2007	WM1A070830A
Pentachloroethane	ND		1.0	0.50	µg/L	N/A	N/A	8/30/2007	WM1A070830A
sec-Butylbenzene	ND		1.0	5.0	µg/L	N/A	N/A	8/30/2007	WM1A070830A
Styrene	ND		1.0	0.50	µg/L	N/A	N/A	8/30/2007	WM1A070830A
tert-Amyl Methyl Ether	ND		1.0	5.0	µg/L	N/A	N/A	8/30/2007	WM1A070830A
tert-Butanol (TBA)	ND		1.0	10	µg/L	N/A	N/A	8/30/2007	WM1A070830A
tert-Butyl Ethyl Ether	ND		1.0	5.0	µg/L	N/A	N/A	8/30/2007	WM1A070830A
tert-Butylbenzene	ND		1.0	5.0	µg/L	N/A	N/A	8/30/2007	WM1A070830A
Tetrachloroethene	ND		1.0	0.50	µg/L	N/A	N/A	8/30/2007	WM1A070830A
Tetrahydrofuran	ND		1.0	20	µg/L	N/A	N/A	8/30/2007	WM1A070830A
Toluene	ND		1.0	0.50	µg/L	N/A	N/A	8/30/2007	WM1A070830A
trans-1,2-Dichloroethene	ND		1.0	0.50	µg/L	N/A	N/A	8/30/2007	WM1A070830A
trans-1,3-Dichloropropene	ND		1.0	0.50	µg/L	N/A	N/A	8/30/2007	WM1A070830A
trans-1,4-Dichloro-2-butene	ND		1.0	5.0	µg/L	N/A	N/A	8/30/2007	WM1A070830A
Trichloroethene	ND		1.0	0.50	µg/L	N/A	N/A	8/30/2007	WM1A070830A
Trichlorofluoromethane	ND		1.0	0.50	µg/L	N/A	N/A	8/30/2007	WM1A070830A
Vinyl Acetate	ND		1.0	5.0	µg/L	N/A	N/A	8/30/2007	WM1A070830A
Vinyl Chloride	ND		1.0	0.50	µg/L	N/A	N/A	8/30/2007	WM1A070830A
Xylenes, Total	ND		1.0	0.50	µg/L	N/A	N/A	8/30/2007	WM1A070830A

Surrogate	Surrogate Recovery	Control Limits (%)
4-Bromofluorobenzene	117	60 - 130
Dibromofluoromethane	88.1	60 - 130
Toluene-d8	101	60 - 130

Analyzed by: XBian

Reviewed by: MaiChiTu

Entech Analytical Labs, Inc.

3334 Victor Court , Santa Clara, CA 95054

Phone: (408) 588-0200

Fax: (408) 588-0201

Enviro Soil Tech Consultants
131 Tully Road
San Jose, CA 95111
Attn: Frank Hamedi

Project Number: 8-90-421-SI
Project Name: 400 San Pablo Avenue
Project Location: Albany
GlobalID: T0600101089

Certificate of Analysis - Data Report

Samples Received: 08/17/2007
Sample Collected by: Client

Lab # : 56793-002 Sample ID: C-2 Matrix: Liquid Sample Date: 8/16/2007 4:17 PM

TPH-Purgeable - GC : EPA 5030B / EPA 8015B

Parameter	Result	Qual	D/P-F	Detection Limit	Units	Prep Date	Prep Batch	Analysis Date	QC Batch
TPH as Gasoline	ND		1.0	50	µg/L	N/A	N/A	8/29/2007	WGC070828
Surrogate	Surrogate Recovery		Control Limits (%)					Analyzed by: JAbidog	
4-Bromofluorobenzene	89.9		65	- 135				Reviewed by: MaiChiTu	

Entech Analytical Labs, Inc.

3334 Victor Court , Santa Clara, CA 95054

Phone: (408) 588-0200

Fax: (408) 588-0201

Enviro Soil Tech Consultants
131 Tully Road
San Jose, CA 95111
Attn: Frank Hamedi

Project Number: 8-90-421-SI
Project Name: 400 San Pablo Avenue
Project Location: Albany
GlobalID: T0600101089

Certificate of Analysis - Data Report

Samples Received: 08/17/2007

Sample Collected by: Client

Lab # : 56793-003 Sample ID: C-3

Matrix: Liquid Sample Date: 8/16/2007 5:02 PM

VOCs: EPA 5030B / EPA 8260B for Groundwater and Water - EPA 624 for Wastewater

Parameter	Result	Qual	D/P-F	Detection Limit	Units	Prep Date	Prep Batch	Analysis Date	QC Batch
1,1,1,2-Tetrachloroethane	ND		1.0	0.50	µg/L	N/A	N/A	8/30/2007	WM1A070830A
1,1,1-Trichloroethane	ND		1.0	0.50	µg/L	N/A	N/A	8/30/2007	WM1A070830A
1,1,2,2-Tetrachloroethane	ND		1.0	0.50	µg/L	N/A	N/A	8/30/2007	WM1A070830A
1,1,2-Trichloroethane	ND		1.0	0.50	µg/L	N/A	N/A	8/30/2007	WM1A070830A
1,1-Dichloroethane	ND		1.0	0.50	µg/L	N/A	N/A	8/30/2007	WM1A070830A
1,1-Dichloroethene	ND		1.0	0.50	µg/L	N/A	N/A	8/30/2007	WM1A070830A
1,1-Dichloropropene	ND		1.0	0.50	µg/L	N/A	N/A	8/30/2007	WM1A070830A
1,2,3-Trichlorobenzene	ND		1.0	5.0	µg/L	N/A	N/A	8/30/2007	WM1A070830A
1,2,3-Trichloropropane	ND		1.0	5.0	µg/L	N/A	N/A	8/30/2007	WM1A070830A
1,2,4-Trichlorobenzene	ND		1.0	5.0	µg/L	N/A	N/A	8/30/2007	WM1A070830A
1,2,4-Trimethylbenzene	ND		1.0	5.0	µg/L	N/A	N/A	8/30/2007	WM1A070830A
1,2-Dibromo-3-Chloropropane	ND		1.0	5.0	µg/L	N/A	N/A	8/30/2007	WM1A070830A
1,2-Dibromoethane (EDB)	ND		1.0	0.50	µg/L	N/A	N/A	8/30/2007	WM1A070830A
1,2-Dichlorobenzene	ND		1.0	0.50	µg/L	N/A	N/A	8/30/2007	WM1A070830A
1,2-Dichloroethane	ND		1.0	0.50	µg/L	N/A	N/A	8/30/2007	WM1A070830A
1,2-Dichloropropane	ND		1.0	0.50	µg/L	N/A	N/A	8/30/2007	WM1A070830A
1,3,5-Trimethylbenzene	ND		1.0	5.0	µg/L	N/A	N/A	8/30/2007	WM1A070830A
1,3-Dichlorobenzene	ND		1.0	0.50	µg/L	N/A	N/A	8/30/2007	WM1A070830A
1,3-Dichloropropane	ND		1.0	0.50	µg/L	N/A	N/A	8/30/2007	WM1A070830A
1,4-Dichlorobenzene	ND		1.0	0.50	µg/L	N/A	N/A	8/30/2007	WM1A070830A
1,4-Dioxane	ND		1.0	50	µg/L	N/A	N/A	8/30/2007	WM1A070830A
2,2-Dichloropropane	ND		1.0	0.50	µg/L	N/A	N/A	8/30/2007	WM1A070830A
2-Butanone (MEK)	ND		1.0	20	µg/L	N/A	N/A	8/30/2007	WM1A070830A
2-Chloroethyl-vinyl Ether	ND		1.0	5.0	µg/L	N/A	N/A	8/30/2007	WM1A070830A
2-Chlorotoluene	ND		1.0	5.0	µg/L	N/A	N/A	8/30/2007	WM1A070830A
2-Hexanone	ND		1.0	20	µg/L	N/A	N/A	8/30/2007	WM1A070830A
4-Chlorotoluene	ND		1.0	5.0	µg/L	N/A	N/A	8/30/2007	WM1A070830A
4-Methyl-2-Pentanone(MIBK)	ND		1.0	20	µg/L	N/A	N/A	8/30/2007	WM1A070830A
Acetone	ND		1.0	20	µg/L	N/A	N/A	8/30/2007	WM1A070830A
Acetonitrile	ND		1.0	5.0	µg/L	N/A	N/A	8/30/2007	WM1A070830A
Acrolein	ND		1.0	5.0	µg/L	N/A	N/A	8/30/2007	WM1A070830A
Acrylonitrile	ND		1.0	5.0	µg/L	N/A	N/A	8/30/2007	WM1A070830A
Benzene	ND		1.0	0.50	µg/L	N/A	N/A	8/30/2007	WM1A070830A
Benzyl Chloride	ND		1.0	5.0	µg/L	N/A	N/A	8/30/2007	WM1A070830A
Bromobenzene	ND		1.0	0.50	µg/L	N/A	N/A	8/30/2007	WM1A070830A
Bromochloromethane	ND		1.0	0.50	µg/L	N/A	N/A	8/30/2007	WM1A070830A
Bromodichloromethane	ND		1.0	0.50	µg/L	N/A	N/A	8/30/2007	WM1A070830A
Bromoform	ND		1.0	0.50	µg/L	N/A	N/A	8/30/2007	WM1A070830A
Bromomethane	ND		1.0	0.50	µg/L	N/A	N/A	8/30/2007	WM1A070830A
Carbon Disulfide	ND		1.0	0.50	µg/L	N/A	N/A	8/30/2007	WM1A070830A
Carbon Tetrachloride	ND		1.0	0.50	µg/L	N/A	N/A	8/30/2007	WM1A070830A
Chlorobenzene	ND		1.0	0.50	µg/L	N/A	N/A	8/30/2007	WM1A070830A
Chloroethane	ND		1.0	0.50	µg/L	N/A	N/A	8/30/2007	WM1A070830A
Chloroform	ND		1.0	0.50	µg/L	N/A	N/A	8/30/2007	WM1A070830A
Chloromethane	ND		1.0	0.50	µg/L	N/A	N/A	8/30/2007	WM1A070830A

Detection Limit = Detection Limit for Reporting.

ND = Not Detected at or above the Detection Limit.

D/P-F = Dilution and/or Prep Factor includes sample volume adjustments.

Qual = Data Qualifier

8/31/2007 3:27:27 PM - E.Ling

Entech Analytical Labs, Inc.

3334 Victor Court , Santa Clara, CA 95054

Phone: (408) 588-0200

Fax: (408) 588-0201

Enviro Soil Tech Consultants
131 Tully Road
San Jose, CA 95111
Attn: Frank Hamedi

Project Number: 8-90-421-SI
Project Name: 400 San Pablo Avenue
Project Location: Albany
GlobalID: T0600101089

Certificate of Analysis - Data Report

Samples Received: 08/17/2007
Sample Collected by: Client

Lab # : 56793-003

Sample ID: C-3

Matrix: Liquid Sample Date: 8/16/2007 5:02 PM

VOCs: EPA 5030B / EPA 8260B for Groundwater and Water - EPA 624 for Wastewater

Parameter	Result	Qual	D/P-F	Detection Limit	Units	Prep Date	Prep Batch	Analysis Date	QC Batch
cis-1,2-Dichloroethene	ND		1.0	0.50	µg/L	N/A	N/A	8/30/2007	WM1A070830A
cis-1,3-Dichloropropene	ND		1.0	0.50	µg/L	N/A	N/A	8/30/2007	WM1A070830A
Cyclohexanone	ND		1.0	20	µg/L	N/A	N/A	8/30/2007	WM1A070830A
Dibromochloromethane	ND		1.0	0.50	µg/L	N/A	N/A	8/30/2007	WM1A070830A
Dibromomethane	ND		1.0	0.50	µg/L	N/A	N/A	8/30/2007	WM1A070830A
Dichlorodifluoromethane	ND		1.0	0.50	µg/L	N/A	N/A	8/30/2007	WM1A070830A
Diisopropyl Ether	ND		1.0	5.0	µg/L	N/A	N/A	8/30/2007	WM1A070830A
Ethyl Benzene	ND		1.0	0.50	µg/L	N/A	N/A	8/30/2007	WM1A070830A
Freon 113	ND		1.0	5.0	µg/L	N/A	N/A	8/30/2007	WM1A070830A
Hexachlorobutadiene	ND		1.0	5.0	µg/L	N/A	N/A	8/30/2007	WM1A070830A
Iodomethane	ND		1.0	5.0	µg/L	N/A	N/A	8/30/2007	WM1A070830A
Isopropanol	ND		1.0	20	µg/L	N/A	N/A	8/30/2007	WM1A070830A
Isopropylbenzene	ND		1.0	1.0	µg/L	N/A	N/A	8/30/2007	WM1A070830A
Methyl-t-butyl Ether	ND		1.0	1.0	µg/L	N/A	N/A	8/30/2007	WM1A070830A
Methylene Chloride	ND		1.0	20	µg/L	N/A	N/A	8/30/2007	WM1A070830A
n-Butylbenzene	ND		1.0	5.0	µg/L	N/A	N/A	8/30/2007	WM1A070830A
n-Propylbenzene	ND		1.0	5.0	µg/L	N/A	N/A	8/30/2007	WM1A070830A
Naphthalene	ND		1.0	5.0	µg/L	N/A	N/A	8/30/2007	WM1A070830A
p-Isopropyltoluene	ND		1.0	5.0	µg/L	N/A	N/A	8/30/2007	WM1A070830A
Pentachloroethane	ND		1.0	0.50	µg/L	N/A	N/A	8/30/2007	WM1A070830A
sec-Butylbenzene	ND		1.0	5.0	µg/L	N/A	N/A	8/30/2007	WM1A070830A
Styrene	ND		1.0	0.50	µg/L	N/A	N/A	8/30/2007	WM1A070830A
tert-Amyl Methyl Ether	ND		1.0	5.0	µg/L	N/A	N/A	8/30/2007	WM1A070830A
tert-Butanol (TBA)	ND		1.0	10	µg/L	N/A	N/A	8/30/2007	WM1A070830A
tert-Butyl Ethyl Ether	ND		1.0	5.0	µg/L	N/A	N/A	8/30/2007	WM1A070830A
tert-Butylbenzene	ND		1.0	5.0	µg/L	N/A	N/A	8/30/2007	WM1A070830A
Tetrachloroethene	ND		1.0	0.50	µg/L	N/A	N/A	8/30/2007	WM1A070830A
Tetrahydrofuran	ND		1.0	20	µg/L	N/A	N/A	8/30/2007	WM1A070830A
Toluene	ND		1.0	0.50	µg/L	N/A	N/A	8/30/2007	WM1A070830A
trans-1,2-Dichloroethene	ND		1.0	0.50	µg/L	N/A	N/A	8/30/2007	WM1A070830A
trans-1,3-Dichloropropene	ND		1.0	0.50	µg/L	N/A	N/A	8/30/2007	WM1A070830A
trans-1,4-Dichloro-2-butene	ND		1.0	5.0	µg/L	N/A	N/A	8/30/2007	WM1A070830A
Trichloroethene	ND		1.0	0.50	µg/L	N/A	N/A	8/30/2007	WM1A070830A
Trichlorofluoromethane	ND		1.0	0.50	µg/L	N/A	N/A	8/30/2007	WM1A070830A
Vinyl Acetate	ND		1.0	5.0	µg/L	N/A	N/A	8/30/2007	WM1A070830A
Vinyl Chloride	ND		1.0	0.50	µg/L	N/A	N/A	8/30/2007	WM1A070830A
Xylenes, Total	ND		1.0	0.50	µg/L	N/A	N/A	8/30/2007	WM1A070830A

Surrogate	Surrogate Recovery	Control Limits (%)
4-Bromofluorobenzene	116	60 - 130
Dibromofluoromethane	87.6	60 - 130
Toluene-d8	102	60 - 130

Analyzed by: XBian

Reviewed by: MaiChiTu

Entech Analytical Labs, Inc.

3334 Victor Court , Santa Clara, CA 95054

Phone: (408) 588-0200

Fax: (408) 588-0201

Enviro Soil Tech Consultants
131 Tully Road
San Jose, CA 95111
Attn: Frank Hamedi

Project Number: 8-90-421-SI
Project Name: 400 San Pablo Avenue
Project Location: Albany
GlobalID: T0600101089

Certificate of Analysis - Data Report

Samples Received: 08/17/2007
Sample Collected by: Client

Lab # : 56793-003 Sample ID: C-3 Matrix: Liquid Sample Date: 8/16/2007 5:02 PM

TPH-Purgeable - GC : EPA 5030B / EPA 8015B

Parameter	Result	Qual	D/P-F	Detection Limit	Units	Prep Date	Prep Batch	Analysis Date	QC Batch
TPH as Gasoline	ND		1.0	50	µg/L	N/A	N/A	8/29/2007	WGC070828
Surrogate	Surrogate Recovery		Control Limits (%)					Analyzed by: JAbidog	
4-Bromofluorobenzene	90.2		65	- 135				Reviewed by: MaiChiTu	

Entech Analytical Labs, Inc.

3334 Victor Court , Santa Clara, CA 95054

Phone: (408) 588-0200

Fax: (408) 588-0201

Enviro Soil Tech Consultants
131 Tully Road
San Jose, CA 95111
Attn: Frank Hamedi

Project Number: 8-90-421-SI
Project Name: 400 San Pablo Avenue
Project Location: Albany
GlobalID: T0600101089

Certificate of Analysis - Data Report

Samples Received: 08/17/2007
Sample Collected by: Client

Lab # : 56793-004 Sample ID: C-4

Matrix: Liquid Sample Date: 8/16/2007 5:50 PM

VOCs: EPA 5030B / EPA 8260B for Groundwater and Water - EPA 624 for Wastewater

Parameter	Result	Qual	D/P-F	Detection Limit	Units	Prep Date	Prep Batch	Analysis Date	QC Batch
1,1,1,2-Tetrachloroethane	ND		1.0	0.50	µg/L	N/A	N/A	8/30/2007	WM1A070830A
1,1,1-Trichloroethane	ND		1.0	0.50	µg/L	N/A	N/A	8/30/2007	WM1A070830A
1,1,2,2-Tetrachloroethane	ND		1.0	0.50	µg/L	N/A	N/A	8/30/2007	WM1A070830A
1,1,2-Trichloroethane	ND		1.0	0.50	µg/L	N/A	N/A	8/30/2007	WM1A070830A
1,1-Dichloroethane	ND		1.0	0.50	µg/L	N/A	N/A	8/30/2007	WM1A070830A
1,1-Dichloroethene	ND		1.0	0.50	µg/L	N/A	N/A	8/30/2007	WM1A070830A
1,1-Dichloropropene	ND		1.0	0.50	µg/L	N/A	N/A	8/30/2007	WM1A070830A
1,2,3-Trichlorobenzene	ND		1.0	5.0	µg/L	N/A	N/A	8/30/2007	WM1A070830A
1,2,3-Trichloropropane	ND		1.0	5.0	µg/L	N/A	N/A	8/30/2007	WM1A070830A
1,2,4-Trichlorobenzene	ND		1.0	5.0	µg/L	N/A	N/A	8/30/2007	WM1A070830A
1,2,4-Trimethylbenzene	ND		1.0	5.0	µg/L	N/A	N/A	8/30/2007	WM1A070830A
1,2-Dibromo-3-Chloropropane	ND		1.0	5.0	µg/L	N/A	N/A	8/30/2007	WM1A070830A
1,2-Dibromoethane (EDB)	ND		1.0	0.50	µg/L	N/A	N/A	8/30/2007	WM1A070830A
1,2-Dichlorobenzene	ND		1.0	0.50	µg/L	N/A	N/A	8/30/2007	WM1A070830A
1,2-Dichloroethane	ND		1.0	0.50	µg/L	N/A	N/A	8/30/2007	WM1A070830A
1,2-Dichloropropane	ND		1.0	0.50	µg/L	N/A	N/A	8/30/2007	WM1A070830A
1,3,5-Trimethylbenzene	ND		1.0	5.0	µg/L	N/A	N/A	8/30/2007	WM1A070830A
1,3-Dichlorobenzene	ND		1.0	0.50	µg/L	N/A	N/A	8/30/2007	WM1A070830A
1,3-Dichloropropane	ND		1.0	0.50	µg/L	N/A	N/A	8/30/2007	WM1A070830A
1,4-Dichlorobenzene	ND		1.0	0.50	µg/L	N/A	N/A	8/30/2007	WM1A070830A
1,4-Dioxane	ND		1.0	50	µg/L	N/A	N/A	8/30/2007	WM1A070830A
2,2-Dichloropropane	ND		1.0	0.50	µg/L	N/A	N/A	8/30/2007	WM1A070830A
2-Butanone (MEK)	ND		1.0	20	µg/L	N/A	N/A	8/30/2007	WM1A070830A
2-Chloroethyl-vinyl Ether	ND		1.0	5.0	µg/L	N/A	N/A	8/30/2007	WM1A070830A
2-Chlorotoluene	ND		1.0	5.0	µg/L	N/A	N/A	8/30/2007	WM1A070830A
2-Hexanone	ND		1.0	20	µg/L	N/A	N/A	8/30/2007	WM1A070830A
4-Chlorotoluene	ND		1.0	5.0	µg/L	N/A	N/A	8/30/2007	WM1A070830A
4-Methyl-2-Pentanone(MIBK)	ND		1.0	20	µg/L	N/A	N/A	8/30/2007	WM1A070830A
Acetone	ND		1.0	20	µg/L	N/A	N/A	8/30/2007	WM1A070830A
Acetonitrile	ND		1.0	5.0	µg/L	N/A	N/A	8/30/2007	WM1A070830A
Acrolein	ND		1.0	5.0	µg/L	N/A	N/A	8/30/2007	WM1A070830A
Acrylonitrile	ND		1.0	5.0	µg/L	N/A	N/A	8/30/2007	WM1A070830A
Benzene	ND		1.0	0.50	µg/L	N/A	N/A	8/30/2007	WM1A070830A
Benzyl Chloride	ND		1.0	5.0	µg/L	N/A	N/A	8/30/2007	WM1A070830A
Bromobenzene	ND		1.0	0.50	µg/L	N/A	N/A	8/30/2007	WM1A070830A
Bromochloromethane	ND		1.0	0.50	µg/L	N/A	N/A	8/30/2007	WM1A070830A
Bromodichloromethane	ND		1.0	0.50	µg/L	N/A	N/A	8/30/2007	WM1A070830A
Bromoform	ND		1.0	0.50	µg/L	N/A	N/A	8/30/2007	WM1A070830A
Bromomethane	ND		1.0	0.50	µg/L	N/A	N/A	8/30/2007	WM1A070830A
Carbon Disulfide	ND		1.0	0.50	µg/L	N/A	N/A	8/30/2007	WM1A070830A
Carbon Tetrachloride	ND		1.0	0.50	µg/L	N/A	N/A	8/30/2007	WM1A070830A
Chlorobenzene	ND		1.0	0.50	µg/L	N/A	N/A	8/30/2007	WM1A070830A
Chloroethane	ND		1.0	0.50	µg/L	N/A	N/A	8/30/2007	WM1A070830A
Chloroform	ND		1.0	0.50	µg/L	N/A	N/A	8/30/2007	WM1A070830A
Chloromethane	ND		1.0	0.50	µg/L	N/A	N/A	8/30/2007	WM1A070830A

Detection Limit = Detection Limit for Reporting.

ND = Not Detected at or above the Detection Limit.

D/P-F = Dilution and/or Prep Factor includes sample volume adjustments.

Qual = Data Qualifier

8/31/2007 3:27:27 PM - E.Ling

Entech Analytical Labs, Inc.

3334 Victor Court , Santa Clara, CA 95054

Phone: (408) 588-0200

Fax: (408) 588-0201

Enviro Soil Tech Consultants
131 Tully Road
San Jose, CA 95111
Attn: Frank Hamedi

Project Number: 8-90-421-SI
Project Name: 400 San Pablo Avenue
Project Location: Albany
GlobalID: T0600101089

Certificate of Analysis - Data Report

Samples Received: 08/17/2007

Sample Collected by: Client

Lab # : 56793-004 Sample ID: C-4

Matrix: Liquid Sample Date: 8/16/2007 5:50 PM

VOCs: EPA 5030B / EPA 8260B for Groundwater and Water - EPA 624 for Wastewater

Parameter	Result	Qual	D/P-F	Detection Limit	Units	Prep Date	Prep Batch	Analysis Date	QC Batch
cis-1,2-Dichloroethene	ND		1.0	0.50	µg/L	N/A	N/A	8/30/2007	WM1A070830A
cis-1,3-Dichloropropene	ND		1.0	0.50	µg/L	N/A	N/A	8/30/2007	WM1A070830A
Cyclohexanone	ND		1.0	20	µg/L	N/A	N/A	8/30/2007	WM1A070830A
Dibromochloromethane	ND		1.0	0.50	µg/L	N/A	N/A	8/30/2007	WM1A070830A
Dibromomethane	ND		1.0	0.50	µg/L	N/A	N/A	8/30/2007	WM1A070830A
Dichlorodifluoromethane	ND		1.0	0.50	µg/L	N/A	N/A	8/30/2007	WM1A070830A
Diisopropyl Ether	ND		1.0	5.0	µg/L	N/A	N/A	8/30/2007	WM1A070830A
Ethyl Benzene	ND		1.0	0.50	µg/L	N/A	N/A	8/30/2007	WM1A070830A
Freon 113	ND		1.0	5.0	µg/L	N/A	N/A	8/30/2007	WM1A070830A
Hexachlorobutadiene	ND		1.0	5.0	µg/L	N/A	N/A	8/30/2007	WM1A070830A
Iodomethane	ND		1.0	5.0	µg/L	N/A	N/A	8/30/2007	WM1A070830A
Isopropanol	ND		1.0	20	µg/L	N/A	N/A	8/30/2007	WM1A070830A
Isopropylbenzene	ND		1.0	1.0	µg/L	N/A	N/A	8/30/2007	WM1A070830A
Methyl-t-butyl Ether	ND		1.0	1.0	µg/L	N/A	N/A	8/30/2007	WM1A070830A
Methylene Chloride	ND		1.0	20	µg/L	N/A	N/A	8/30/2007	WM1A070830A
n-Butylbenzene	ND		1.0	5.0	µg/L	N/A	N/A	8/30/2007	WM1A070830A
n-Propylbenzene	ND		1.0	5.0	µg/L	N/A	N/A	8/30/2007	WM1A070830A
Naphthalene	ND		1.0	5.0	µg/L	N/A	N/A	8/30/2007	WM1A070830A
p-Isopropyltoluene	ND		1.0	5.0	µg/L	N/A	N/A	8/30/2007	WM1A070830A
Pentachloroethane	ND		1.0	0.50	µg/L	N/A	N/A	8/30/2007	WM1A070830A
sec-Butylbenzene	ND		1.0	5.0	µg/L	N/A	N/A	8/30/2007	WM1A070830A
Styrene	ND		1.0	0.50	µg/L	N/A	N/A	8/30/2007	WM1A070830A
tert-Amyl Methyl Ether	ND		1.0	5.0	µg/L	N/A	N/A	8/30/2007	WM1A070830A
tert-Butanol (TBA)	ND		1.0	10	µg/L	N/A	N/A	8/30/2007	WM1A070830A
tert-Butyl Ethyl Ether	ND		1.0	5.0	µg/L	N/A	N/A	8/30/2007	WM1A070830A
tert-Butylbenzene	ND		1.0	5.0	µg/L	N/A	N/A	8/30/2007	WM1A070830A
Tetrachloroethene	ND		1.0	0.50	µg/L	N/A	N/A	8/30/2007	WM1A070830A
Tetrahydrofuran	ND		1.0	20	µg/L	N/A	N/A	8/30/2007	WM1A070830A
Toluene	ND		1.0	0.50	µg/L	N/A	N/A	8/30/2007	WM1A070830A
trans-1,2-Dichloroethene	ND		1.0	0.50	µg/L	N/A	N/A	8/30/2007	WM1A070830A
trans-1,3-Dichloropropene	ND		1.0	0.50	µg/L	N/A	N/A	8/30/2007	WM1A070830A
trans-1,4-Dichloro-2-butene	ND		1.0	5.0	µg/L	N/A	N/A	8/30/2007	WM1A070830A
Trichloroethene	ND		1.0	0.50	µg/L	N/A	N/A	8/30/2007	WM1A070830A
Trichlorofluoromethane	ND		1.0	0.50	µg/L	N/A	N/A	8/30/2007	WM1A070830A
Vinyl Acetate	ND		1.0	5.0	µg/L	N/A	N/A	8/30/2007	WM1A070830A
Vinyl Chloride	ND		1.0	0.50	µg/L	N/A	N/A	8/30/2007	WM1A070830A
Xylenes, Total	ND		1.0	0.50	µg/L	N/A	N/A	8/30/2007	WM1A070830A

Surrogate	Surrogate Recovery	Control Limits (%)
4-Bromofluorobenzene	118	60 - 130
Dibromofluoromethane	89.5	60 - 130
Toluene-d8	102	60 - 130

Analyzed by: XBian

Reviewed by: MaiChiTu

Entech Analytical Labs, Inc.

3334 Victor Court , Santa Clara, CA 95054

Phone: (408) 588-0200

Fax: (408) 588-0201

Enviro Soil Tech Consultants
131 Tully Road
San Jose, CA 95111
Attn: Frank Hamedi

Project Number: 8-90-421-SI
Project Name: 400 San Pablo Avenue
Project Location: Albany
GlobalID: T0600101089

Certificate of Analysis - Data Report

Samples Received: 08/17/2007
Sample Collected by: Client

Lab # : 56793-004 Sample ID: C-4 Matrix: Liquid Sample Date: 8/16/2007 5:50 PM

TPH-Purgeable - GC : EPA 5030B / EPA 8015B

Parameter	Result	Qual	D/P-F	Detection Limit	Units	Prep Date	Prep Batch	Analysis Date	QC Batch
TPH as Gasoline	ND		1.0	50	µg/L	N/A	N/A	8/29/2007	WGC070828
Surrogate	Surrogate Recovery		Control Limits (%)					Analyzed by: JAbidog	
4-Bromofluorobenzene	90.1		65	- 135				Reviewed by: MaiChiTu	

Entech Analytical Labs, Inc.

3334 Victor Court , Santa Clara, CA 95054 Phone: (408) 588-0200 Fax: (408) 588-0201

Method Blank - Liquid - TPH-Purgeable - GC : EPA 5030B / EPA 8015B

QC Batch ID: WGC070828

Validated by: MaiChiTu - 08/29/07

QC Batch Analysis Date: 8/28/2007

Parameter	Result	DF	PQLR	Units
TPH as Gasoline	ND	1	50	µg/L
Surrogate for Blank	% Recovery	Control Limits		
4-Bromofluorobenzene	92.2	65 - 135		

Entech Analytical Labs, Inc.

3334 Victor Court , Santa Clara, CA 95054 Phone: (408) 588-0200 Fax: (408) 588-0201

LCS / LCSD - Liquid - TPH-Purgeable - GC : EPA 5030B / EPA 8015B

QC Batch ID: WGC070828

Reviewed by: MaiChiTu - 08/29/07

QC Batch ID Analysis Date: 8/28/2007

LCS

Parameter	Method Blank	Spike Amt	SpikeResult	Units	% Recovery	Recovery Limits
TPH as Gasoline	<50	125	107	µg/L	85.6	65 - 135

Surrogate	% Recovery	Control Limits
4-Bromofluorobenzene	109	65 - 135

LCSD

Parameter	Method Blank	Spike Amt	SpikeResult	Units	% Recovery	RPD	RPD Limits	Recovery Limits
TPH as Gasoline	<50	125	114	µg/L	91.2	6.33	25.0	65 - 135

Surrogate	% Recovery	Control Limits
4-Bromofluorobenzene	124	65 - 135

Entech Analytical Labs, Inc.

3334 Victor Court , Santa Clara, CA 95054 Phone: (408) 588-0200 Fax: (408) 588-0201

MS / MSD - Liquid - TPH-Purgeable - GC : EPA 5030B / EPA 8015B

QC Batch ID: WGC070828

Reviewed by: MaiChiTu - 08/29/07

QC Batch ID Analysis Date: 8/28/2007

MS Sample Spiked: 56793-001

Parameter	Sample Result	Spike Amount	Spike Result	Units	Analysis Date	% Recovery	Recovery Limits
TPH as Gasoline	ND	125	108	µg/L	8/28/2007	86.4	65 - 135

Surrogate	% Recovery	Control Limits
4-Bromofluorobenzene	116	65 - 135

MSD Sample Spiked: 56793-001

Parameter	Sample Result	Spike Amount	Spike Result	Units	Analysis Date	% Recovery	RPD	RPD Limits	Recovery Limits
TPH as Gasoline	ND	125	110	µg/L	8/28/2007	88.0	1.83	25.0	65 - 135

Surrogate	% Recovery	Control Limits
4-Bromofluorobenzene	126	65 - 135

Entech Analytical Labs, Inc.

3334 Victor Court , Santa Clara, CA 95054 Phone: (408) 588-0200 Fax: (408) 588-0201

Method Blank - Liquid - VOCs: EPA 5030B / EPA 8260B for Groundwater and Water - EPA 624 for Wastewater

QC Batch ID: WM1A070830A

Validated by: MaiChiTu - 08/31/07

QC Batch Analysis Date: 8/30/2007

Parameter	Result	DF	PQLR	Units
1,1,1,2-Tetrachloroethane	ND	1	0.50	µg/L
1,1,1-Trichloroethane	ND	1	0.50	µg/L
1,1,2,2-Tetrachloroethane	ND	1	0.50	µg/L
1,1,2-Trichloroethane	ND	1	0.50	µg/L
1,1-Dichloroethane	ND	1	0.50	µg/L
1,1-Dichloroethene	ND	1	0.50	µg/L
1,1-Dichloropropene	ND	1	0.50	µg/L
1,2,3-Trichlorobenzene	ND	1	5.0	µg/L
1,2,3-Trichloropropane	ND	1	5.0	µg/L
1,2,4-Trichlorobenzene	ND	1	5.0	µg/L
1,2,4-Trimethylbenzene	ND	1	5.0	µg/L
1,2-Dibromo-3-Chloropropane	ND	1	5.0	µg/L
1,2-Dibromoethane (EDB)	ND	1	0.50	µg/L
1,2-Dichlorobenzene	ND	1	0.50	µg/L
1,2-Dichloroethane	ND	1	0.50	µg/L
1,2-Dichloropropane	ND	1	0.50	µg/L
1,3,5-Trimethylbenzene	ND	1	5.0	µg/L
1,3-Dichlorobenzene	ND	1	0.50	µg/L
1,3-Dichloropropane	ND	1	0.50	µg/L
1,4-Dichlorobenzene	ND	1	0.50	µg/L
1,4-Dioxane	ND	1	50	µg/L
2,2-Dichloropropane	ND	1	0.50	µg/L
2-Butanone (MEK)	ND	1	20	µg/L
2-Chloroethyl-vinyl Ether	ND	1	5.0	µg/L
2-Chlorotoluene	ND	1	5.0	µg/L
2-Hexanone	ND	1	20	µg/L
4-Chlorotoluene	ND	1	5.0	µg/L
4-Methyl-2-Pentanone(MIBK)	ND	1	20	µg/L
Acetone	ND	1	20	µg/L
Acetonitrile	ND	1	5.0	µg/L
Acrolein	ND	1	5.0	µg/L
Acrylonitrile	ND	1	5.0	µg/L
Benzene	ND	1	0.50	µg/L
Benzyl Chloride	ND	1	5.0	µg/L
Bromobenzene	ND	1	0.50	µg/L
Bromochloromethane	ND	1	0.50	µg/L
Bromodichloromethane	ND	1	0.50	µg/L
Bromoform	ND	1	0.50	µg/L
Bromomethane	ND	1	0.50	µg/L
Carbon Disulfide	ND	1	0.50	µg/L
Carbon Tetrachloride	ND	1	0.50	µg/L
Chlorobenzene	ND	1	0.50	µg/L
Chloroethane	ND	1	0.50	µg/L
Chloroform	ND	1	0.50	µg/L
Chloromethane	ND	1	0.50	µg/L
cis-1,2-Dichloroethene	ND	1	0.50	µg/L
cis-1,3-Dichloropropene	ND	1	0.50	µg/L
Cyclohexanone	ND	1	20	µg/L
Dibromochloromethane	ND	1	0.50	µg/L
Dibromomethane	ND	1	0.50	µg/L

Entech Analytical Labs, Inc.

3334 Victor Court , Santa Clara, CA 95054 Phone: (408) 588-0200 Fax: (408) 588-0201

Method Blank - Liquid - VOCs: EPA 5030B / EPA 8260B for Groundwater and Water - EPA 624 for Wastewater

QC Batch ID: WM1A070830A

Validated by: MaiChiTu - 08/31/07

QC Batch Analysis Date: 8/30/2007

Parameter	Result	DF	PQLR	Units
Dichlorodifluoromethane	ND	1	0.50	µg/L
Diisopropyl Ether	ND	1	5.0	µg/L
Ethyl Benzene	ND	1	0.50	µg/L
Freon 113	ND	1	5.0	µg/L
Hexachlorobutadiene	ND	1	5.0	µg/L
Iodomethane	ND	1	5.0	µg/L
Isopropanol	ND	1	20	µg/L
Isopropylbenzene	ND	1	1.0	µg/L
Methylene Chloride	ND	1	20	µg/L
Methyl-t-butyl Ether	ND	1	1.0	µg/L
Naphthalene	ND	1	5.0	µg/L
n-Butylbenzene	ND	1	5.0	µg/L
n-Propylbenzene	ND	1	5.0	µg/L
Pentachloroethane	ND	1	0.50	µg/L
p-Isopropyltoluene	ND	1	5.0	µg/L
sec-Butylbenzene	ND	1	5.0	µg/L
Styrene	ND	1	0.50	µg/L
tert-Amyl Methyl Ether	ND	1	5.0	µg/L
tert-Butanol (TBA)	ND	1	10	µg/L
tert-Butyl Ethyl Ether	ND	1	5.0	µg/L
tert-Butylbenzene	ND	1	5.0	µg/L
Tetrachloroethene	ND	1	0.50	µg/L
Tetrahydrofuran	ND	1	20	µg/L
Toluene	ND	1	0.50	µg/L
trans-1,2-Dichloroethene	ND	1	0.50	µg/L
trans-1,3-Dichloropropene	ND	1	0.50	µg/L
trans-1,4-Dichloro-2-butene	ND	1	5.0	µg/L
Trichloroethene	ND	1	0.50	µg/L
Trichlorofluoromethane	ND	1	0.50	µg/L
Vinyl Acetate	ND	1	5.0	µg/L
Vinyl Chloride	ND	1	0.50	µg/L
Xylenes, Total	ND	1	0.50	µg/L

Surrogate for Blank	% Recovery	Control Limits
4-Bromofluorobenzene	117	60 - 130
Dibromofluoromethane	88.0	60 - 130
Toluene-d8	102	60 - 130

Entech Analytical Labs, Inc.

3334 Victor Court , Santa Clara, CA 95054 Phone: (408) 588-0200 Fax: (408) 588-0201

LCS / LCSD - Liquid - VOCs: EPA 5030B / EPA 8260B for Groundwater and Water - EPA 624 for Wastewater

QC Batch ID: WM1A070830A

Reviewed by: MaiChiTu - 08/31/07

QC Batch ID Analysis Date: 8/30/2007

LCS

Parameter	Method Blank	Spike Amt	SpikeResult	Units	% Recovery	Recovery Limits
1,1-Dichloroethene	<0.50	20	21.5	µg/L	108	70 - 130
Benzene	<0.50	20	22.0	µg/L	110	70 - 130
Chlorobenzene	<0.50	20	22.3	µg/L	112	70 - 130
Methyl-t-butyl Ether	<1.0	20	18.9	µg/L	94.5	70 - 130
Toluene	<0.50	20	21.1	µg/L	106	70 - 130
Trichloroethene	<0.50	20	21.9	µg/L	110	70 - 130

Surrogate

	% Recovery	Control Limits
--	------------	----------------

4-Bromofluorobenzene	120	60 - 130
Dibromofluoromethane	98.0	60 - 130
Toluene-d8	101	60 - 130

LCSD

Parameter	Method Blank	Spike Amt	SpikeResult	Units	% Recovery	RPD	RPD Limits	Recovery Limits
1,1-Dichloroethene	<0.50	20	20.0	µg/L	100	7.23	25.0	70 - 130
Benzene	<0.50	20	20.3	µg/L	102	8.04	25.0	70 - 130
Chlorobenzene	<0.50	20	20.4	µg/L	102	8.90	25.0	70 - 130
Methyl-t-butyl Ether	<1.0	20	19.7	µg/L	98.5	4.15	25.0	70 - 130
Toluene	<0.50	20	20.2	µg/L	101	4.36	25.0	70 - 130
Trichloroethene	<0.50	20	20.1	µg/L	100	8.57	25.0	70 - 130

Surrogate

	% Recovery	Control Limits
--	------------	----------------

4-Bromofluorobenzene	114	60 - 130
Dibromofluoromethane	100	60 - 130
Toluene-d8	101	60 - 130

Entech Analytical Labs, Inc.

3334 Victor Court , Santa Clara, CA 95054 Phone: (408) 588-0200 Fax: (408) 588-0201

MS / MSD - Liquid - VOCs: EPA 5030B / EPA 8260B for Groundwater and Water - EPA 624 for Wastewater

QC Batch ID: WM1A070830A

Reviewed by: MaiChiTu - 08/31/07

QC Batch ID Analysis Date: 8/30/2007

MS Sample Spiked: 56793-002

Parameter	Sample Result	Spike Amount	Spike Result	Units	Analysis Date	% Recovery	Recovery Limits
1,1-Dichloroethene	ND	20	20.6	µg/L	8/30/2007	103	70 - 130
Benzene	ND	20	20.5	µg/L	8/30/2007	102	70 - 130
Chlorobenzene	ND	20	19.7	µg/L	8/30/2007	98.5	70 - 130
Methyl-t-butyl Ether	ND	20	20.9	µg/L	8/30/2007	104	70 - 130
Toluene	ND	20	21.6	µg/L	8/30/2007	108	70 - 130
Trichloroethene	ND	20	17.9	µg/L	8/30/2007	89.5	70 - 130

Surrogate	% Recovery	Control Limits
4-Bromofluorobenzene	103	60 - 130
Dibromofluoromethane	105	60 - 130
Toluene-d8	116	60 - 130

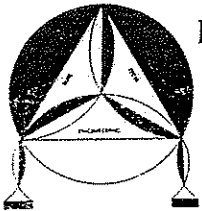
MSD Sample Spiked: 56793-002

Parameter	Sample Result	Spike Amount	Spike Result	Units	Analysis Date	% Recovery	RPD	RPD Limits	Recovery Limits
1,1-Dichloroethene	ND	20	20.1	µg/L	8/30/2007	100	2.46	25.0	70 - 130
Benzene	ND	20	19.8	µg/L	8/30/2007	99.0	3.47	25.0	70 - 130
Chlorobenzene	ND	20	19.5	µg/L	8/30/2007	97.5	1.02	25.0	70 - 130
Methyl-t-butyl Ether	ND	20	19.6	µg/L	8/30/2007	98.0	6.42	25.0	70 - 130
Toluene	ND	20	20.5	µg/L	8/30/2007	102	5.23	25.0	70 - 130
Trichloroethene	ND	20	18.2	µg/L	8/30/2007	91.0	1.66	25.0	70 - 130

Surrogate	% Recovery	Control Limits
4-Bromofluorobenzene	104	60 - 130
Dibromofluoromethane	104	60 - 130
Toluene-d8	111	60 - 130

CHAIN OF CUSTODY RECORD

PROJ. NO. 8-90-421-SI		NAME 400 San Pablo Ave., Albany						CON-TAINER	ANALYSES REQUESTED @ TPH by 80151002 EPA 82603A*										REMARKS 56793													
SAMPLERS: (Signature) Ruth Mendez																																
NO.	DATE	TIME	SOIL	WATER	LOCATION																											
1	8/16/07	1540		✓	C-1	001	4	✓	✓												EDF #T0600101089											
2		1617		✓	C-2	002	4	✓	✓																							
3		1702		✓	C-3	003	4	✓	✓																							
4	✓	1750		✓	C-4	004	4	✓	✓												*Full lists											
All vials are HCL preserved																																
Note: Please label all the field points according to the Chain.																																
4 vials each @HCL																																
Reco'd @ Temperature 5±2°C																																
Relinquished by: (Signature) Ruth Mendez				Date / Time 8/17/07 1233		Received by: (Signature) 				Relinquished by: (Signature)				Date / Time		Receive by: (Signature)																
Relinquished by: (Signature) 				Date / Time 8/17/07 1506		Received by: (Signature) 				Relinquished by: (Signature)				Date / Time		Received by: (Signature)																
Relinquished by: (Signature) 				Date / Time		Received for Laboratory by: (Signature)				Date / Time		Remarks Please send lab report to Frank Hamedi																				



ENVIRO SOIL TECH CONSULTANTS

Environmental & Geotechnical Consultants
 131 TULLY ROAD, SAN JOSE, CALIFORNIA 95111
 Tel: (408) 297-1500 Fax: (408) 292-2116

Entech Analytical Labs, Inc.

3334 Victor Court , Santa Clara, CA 95054

Phone: (408) 588-0200

Fax: (408) 588-0201

Frank Hamedi

Enviro Soil Tech Consultants

131 Tully Road

San Jose, CA 95111

Lab Certificate Number: 56696

Issued: 08/24/2007

Project Number: 8-90-421-SI

Global ID: T0600101089

Project Name: 400 San Pablo Avenue

Project Location: Albany

Certificate of Analysis - Final Report


On August 10, 2007, samples were received under chain of custody for analysis.

Entech analyzes samples "as received" unless otherwise noted. The following results are included:

<u>Matrix</u>	<u>Test / Comments</u>
Solid	Electronic Deliverables for Geotracker TPH-Purgeable - GC: EPA 5030B (or 5035A for Encore Samples only) / EPA 8015B VOCs: EPA 5030B (or 5035A for Encore Samples only)/EPA 8260B

Entech Analytical Labs, Inc. is certified for environmental analyses by the State of California (#2346).
If you have any questions regarding this report, please call us at 408-588-0200 ext. 225.

Sincerely,



C. L. Thom
Laboratory Director

Entech Analytical Labs, Inc.

3334 Victor Court , Santa Clara, CA 95054

Phone: (408) 588-0200

Fax: (408) 588-0201

Enviro Soil Tech Consultants
131 Tully Road
San Jose, CA 95111
Attn: Frank Hamedi

Project Number: 8-90-421-SI
Project Name: 400 San Pablo Avenue
Project Location: Albany
GlobalID: T0600101089

Certificate of Analysis - Data Report

Samples Received: 08/10/2007
Sample Collected by: Client

Lab # : 56696-001

Sample ID: STMW-6-5

Matrix: Solid

Sample Date: 8/8/2007

VOCs: EPA 5030B (or 5035A for Encore Samples only)/EPA 8260B

Parameter	Result	Qual	D/P-F	Detection Limit	Units	Prep Date	Prep Batch	Analysis Date	QC Batch
1,1,1,2-Tetrachloroethane	ND		100	500	µg/Kg	8/16/2007	PM070816P	8/21/2007	PM070816P
1,1,1-Trichloroethane	ND		100	500	µg/Kg	8/16/2007	PM070816P	8/21/2007	PM070816P
1,1,2,2-Tetrachloroethane	ND		100	500	µg/Kg	8/16/2007	PM070816P	8/21/2007	PM070816P
1,1,2-Trichloroethane	ND		100	500	µg/Kg	8/16/2007	PM070816P	8/21/2007	PM070816P
1,1-Dichloroethane	ND		100	500	µg/Kg	8/16/2007	PM070816P	8/21/2007	PM070816P
1,1-Dichloroethene	ND		100	500	µg/Kg	8/16/2007	PM070816P	8/21/2007	PM070816P
1,1-Dichloropropene	ND		100	500	µg/Kg	8/16/2007	PM070816P	8/21/2007	PM070816P
1,2,3-Trichlorobenzene	ND		100	500	µg/Kg	8/16/2007	PM070816P	8/21/2007	PM070816P
1,2,3-Trichloropropane	ND		100	500	µg/Kg	8/16/2007	PM070816P	8/21/2007	PM070816P
1,2,4-Trichlorobenzene	ND		100	500	µg/Kg	8/16/2007	PM070816P	8/21/2007	PM070816P
1,2,4-Trimethylbenzene	ND		100	500	µg/Kg	8/16/2007	PM070816P	8/21/2007	PM070816P
1,2-Dibromo-3-Chloropropane	ND		100	500	µg/Kg	8/16/2007	PM070816P	8/21/2007	PM070816P
1,2-Dibromoethane (EDB)	ND		100	500	µg/Kg	8/16/2007	PM070816P	8/21/2007	PM070816P
1,2-Dichlorobenzene	ND		100	500	µg/Kg	8/16/2007	PM070816P	8/21/2007	PM070816P
1,2-Dichloroethane	ND		100	500	µg/Kg	8/16/2007	PM070816P	8/21/2007	PM070816P
1,2-Dichloropropane	ND		100	500	µg/Kg	8/16/2007	PM070816P	8/21/2007	PM070816P
1,3,5-Trimethylbenzene	ND		100	500	µg/Kg	8/16/2007	PM070816P	8/21/2007	PM070816P
1,3-Dichlorobenzene	ND		100	500	µg/Kg	8/16/2007	PM070816P	8/21/2007	PM070816P
1,3-Dichloropropane	ND		100	500	µg/Kg	8/16/2007	PM070816P	8/21/2007	PM070816P
1,4-Dichlorobenzene	ND		100	500	µg/Kg	8/16/2007	PM070816P	8/21/2007	PM070816P
1,4-Dioxane	ND		100	20000	µg/Kg	8/16/2007	PM070816P	8/21/2007	PM070816P
2,2-Dichloropropane	ND		100	500	µg/Kg	8/16/2007	PM070816P	8/21/2007	PM070816P
2-Butanone (MEK)	ND		100	4000	µg/Kg	8/16/2007	PM070816P	8/21/2007	PM070816P
2-Chloroethyl-vinyl Ether	ND		100	500	µg/Kg	8/16/2007	PM070816P	8/21/2007	PM070816P
2-Chlorotoluene	ND		100	500	µg/Kg	8/16/2007	PM070816P	8/21/2007	PM070816P
2-Hexanone	ND		100	4000	µg/Kg	8/16/2007	PM070816P	8/21/2007	PM070816P
4-Chlorotoluene	ND		100	500	µg/Kg	8/16/2007	PM070816P	8/21/2007	PM070816P
4-Methyl-2-Pentanone(MIBK)	ND		100	4000	µg/Kg	8/16/2007	PM070816P	8/21/2007	PM070816P
Acetone	ND		100	10000	µg/Kg	8/16/2007	PM070816P	8/21/2007	PM070816P
Acetonitrile	ND		100	4000	µg/Kg	8/16/2007	PM070816P	8/21/2007	PM070816P
Acrolein	ND		100	500	µg/Kg	8/16/2007	PM070816P	8/21/2007	PM070816P
Acrylonitrile	1300		100	500	µg/Kg	8/16/2007	PM070816P	8/21/2007	PM070816P
Benzene	3400		100	500	µg/Kg	8/16/2007	PM070816P	8/21/2007	PM070816P
Benzyl Chloride	ND		100	500	µg/Kg	8/16/2007	PM070816P	8/21/2007	PM070816P
Bromobenzene	ND		100	500	µg/Kg	8/16/2007	PM070816P	8/21/2007	PM070816P
Bromochloromethane	ND		100	500	µg/Kg	8/16/2007	PM070816P	8/21/2007	PM070816P
Bromodichloromethane	ND		100	500	µg/Kg	8/16/2007	PM070816P	8/21/2007	PM070816P
Bromoform	ND		100	500	µg/Kg	8/16/2007	PM070816P	8/21/2007	PM070816P
Bromomethane	ND		100	500	µg/Kg	8/16/2007	PM070816P	8/21/2007	PM070816P
Carbon Disulfide	ND		100	500	µg/Kg	8/16/2007	PM070816P	8/21/2007	PM070816P
Carbon Tetrachloride	ND		100	500	µg/Kg	8/16/2007	PM070816P	8/21/2007	PM070816P
Chlorobenzene	ND		100	500	µg/Kg	8/16/2007	PM070816P	8/21/2007	PM070816P
Chloroethane	ND		100	500	µg/Kg	8/16/2007	PM070816P	8/21/2007	PM070816P
Chloroform	ND		100	500	µg/Kg	8/16/2007	PM070816P	8/21/2007	PM070816P
Chloromethane	ND		100	500	µg/Kg	8/16/2007	PM070816P	8/21/2007	PM070816P

Detection Limit = Detection Limit for Reporting.

ND = Not Detected at or above the Detection Limit.

D/P-F = Dilution and/or Prep Factor includes sample volume adjustments.

Qual = Data Qualifier

8/24/2007 2:59:47 PM - E.Ling

Entech Analytical Labs, Inc.

3334 Victor Court , Santa Clara, CA 95054

Phone: (408) 588-0200

Fax: (408) 588-0201

Enviro Soil Tech Consultants
131 Tully Road
San Jose, CA 95111
Attn: Frank Hamedi

Project Number: 8-90-421-SI
Project Name: 400 San Pablo Avenue
Project Location: Albany
GlobalID: T0600101089

Certificate of Analysis - Data Report

Samples Received: 08/10/2007
Sample Collected by: Client

Lab # : 56696-001 Sample ID: STMW-6-5

Matrix: Solid Sample Date: 8/8/2007

VOCs: EPA 5030B (or 5035A for Encore Samples only)/EPA 8260B

Parameter	Result	Qual	D/P-F	Detection Limit	Units	Prep Date	Prep Batch	Analysis Date	QC Batch
cis-1,2-Dichloroethene	ND		100	500	µg/Kg	8/16/2007	PM070816P	8/21/2007	PM070816P
cis-1,3-Dichloropropene	ND		100	500	µg/Kg	8/16/2007	PM070816P	8/21/2007	PM070816P
Cyclohexanone	ND		100	4000	µg/Kg	8/16/2007	PM070816P	8/21/2007	PM070816P
Dibromochloromethane	ND		100	500	µg/Kg	8/16/2007	PM070816P	8/21/2007	PM070816P
Dibromomethane	ND		100	500	µg/Kg	8/16/2007	PM070816P	8/21/2007	PM070816P
Dichlorodifluoromethane	ND		100	500	µg/Kg	8/16/2007	PM070816P	8/21/2007	PM070816P
Diisopropyl Ether	ND		100	500	µg/Kg	8/16/2007	PM070816P	8/21/2007	PM070816P
Ethyl Benzene	ND		100	500	µg/Kg	8/16/2007	PM070816P	8/21/2007	PM070816P
Freon 113	ND		100	1000	µg/Kg	8/16/2007	PM070816P	8/21/2007	PM070816P
Hexachlorobutadiene	ND		100	500	µg/Kg	8/16/2007	PM070816P	8/21/2007	PM070816P
Iodomethane	ND		100	1000	µg/Kg	8/16/2007	PM070816P	8/21/2007	PM070816P
Isopropanol	ND		100	10000	µg/Kg	8/16/2007	PM070816P	8/21/2007	PM070816P
Isopropylbenzene	ND		100	500	µg/Kg	8/16/2007	PM070816P	8/21/2007	PM070816P
Methyl-t-butyl Ether	ND		100	500	µg/Kg	8/16/2007	PM070816P	8/21/2007	PM070816P
Methylene Chloride	ND		100	5000	µg/Kg	8/16/2007	PM070816P	8/21/2007	PM070816P
n-Butylbenzene	ND		100	500	µg/Kg	8/16/2007	PM070816P	8/21/2007	PM070816P
n-Propylbenzene	ND		100	500	µg/Kg	8/16/2007	PM070816P	8/21/2007	PM070816P
Naphthalene	ND		100	500	µg/Kg	8/16/2007	PM070816P	8/21/2007	PM070816P
p-Isopropyltoluene	ND		100	500	µg/Kg	8/16/2007	PM070816P	8/21/2007	PM070816P
Pentachloroethane	ND		100	500	µg/Kg	8/16/2007	PM070816P	8/21/2007	PM070816P
sec-Butylbenzene	ND		100	500	µg/Kg	8/16/2007	PM070816P	8/21/2007	PM070816P
Styrene	ND		100	500	µg/Kg	8/16/2007	PM070816P	8/21/2007	PM070816P
tert-Amyl Methyl Ether	ND		100	500	µg/Kg	8/16/2007	PM070816P	8/21/2007	PM070816P
tert-Butanol (TBA)	ND		100	4000	µg/Kg	8/16/2007	PM070816P	8/21/2007	PM070816P
tert-Butyl Ethyl Ether	ND		100	500	µg/Kg	8/16/2007	PM070816P	8/21/2007	PM070816P
tert-Butylbenzene	ND		100	500	µg/Kg	8/16/2007	PM070816P	8/21/2007	PM070816P
Tetrachloroethene	ND		100	500	µg/Kg	8/16/2007	PM070816P	8/21/2007	PM070816P
Tetrahydrofuran	ND		100	4000	µg/Kg	8/16/2007	PM070816P	8/21/2007	PM070816P
Toluene	ND		100	500	µg/Kg	8/16/2007	PM070816P	8/21/2007	PM070816P
trans-1,2-Dichloroethene	ND		100	500	µg/Kg	8/16/2007	PM070816P	8/21/2007	PM070816P
trans-1,3-Dichloropropene	ND		100	500	µg/Kg	8/16/2007	PM070816P	8/21/2007	PM070816P
trans-1,4-Dichloro-2-butene	ND		100	1000	µg/Kg	8/16/2007	PM070816P	8/21/2007	PM070816P
Trichloroethene	ND		100	500	µg/Kg	8/16/2007	PM070816P	8/21/2007	PM070816P
Trichlorofluoromethane	ND		100	500	µg/Kg	8/16/2007	PM070816P	8/21/2007	PM070816P
Vinyl Acetate	ND		100	500	µg/Kg	8/16/2007	PM070816P	8/21/2007	PM070816P
Vinyl Chloride	ND		100	500	µg/Kg	8/16/2007	PM070816P	8/21/2007	PM070816P
Xylenes, Total	5100		100	1000	µg/Kg	8/16/2007	PM070816P	8/21/2007	PM070816P

Surrogate	Surrogate Recovery	Control Limits (%)
4-Bromofluorobenzene	97.1	60 - 130
Dibromofluoromethane	103	60 - 130
Toluene-d8	94.8	60 - 130

Analyzed by: EricKum

Reviewed by: MaiChiTu

Entech Analytical Labs, Inc.

3334 Victor Court , Santa Clara, CA 95054

Phone: (408) 588-0200

Fax: (408) 588-0201

Enviro Soil Tech Consultants
131 Tully Road
San Jose, CA 95111
Attn: Frank Hamedi

Project Number: 8-90-421-SI
Project Name: 400 San Pablo Avenue
Project Location: Albany
GlobalID: T0600101089

Certificate of Analysis - Data Report

Samples Received: 08/10/2007
Sample Collected by: Client

Lab #: 56696-001 Sample ID: STMW-6-5 Matrix: Solid Sample Date: 8/8/2007

TPH-Purgeable - GC: EPA 5030B (or 5035A for Encore Samples only) / EPA 8015B

Parameter	Result	Qual	D/P-F	Detection Limit	Units	Prep Date	Prep Batch	Analysis Date	QC Batch
TPH as Gasoline	58		10	5.0	mg/Kg	8/15/2007	SGCA070815A	8/16/2007	SGCA070815A
Surrogate	Surrogate Recovery			Control Limits (%)				Analyzed by: JAbidog	
4-Bromofluorobenzene	99.2			65 - 135				Reviewed by: MaiChiTu	

Entech Analytical Labs, Inc.

3334 Victor Court , Santa Clara, CA 95054

Phone: (408) 588-0200

Fax: (408) 588-0201

Enviro Soil Tech Consultants
131 Tully Road
San Jose, CA 95111
Attn: Frank Hamedi

Project Number: 8-90-421-SI
Project Name: 400 San Pablo Avenue
Project Location: Albany
GlobalID: T0600101089

Certificate of Analysis - Data Report

Samples Received: 08/10/2007
Sample Collected by: Client

Lab # : 56696-002

Sample ID: STMW-6-10

Matrix: Solid

Sample Date: 8/8/2007

VOCs: EPA 5030B (or 5035A for Encore Samples only)/EPA 8260B

Parameter	Result	Qual	D/P-F	Detection Limit	Units	Prep Date	Prep Batch	Analysis Date	QC Batch
1,1,1,2-Tetrachloroethane	ND		500	2500	µg/Kg	8/16/2007	PM070816P	8/21/2007	PM070816P
1,1,1-Trichloroethane	ND		500	2500	µg/Kg	8/16/2007	PM070816P	8/21/2007	PM070816P
1,1,2,2-Tetrachloroethane	ND		500	2500	µg/Kg	8/16/2007	PM070816P	8/21/2007	PM070816P
1,1,2-Trichloroethane	ND		500	2500	µg/Kg	8/16/2007	PM070816P	8/21/2007	PM070816P
1,1-Dichloroethane	ND		500	2500	µg/Kg	8/16/2007	PM070816P	8/21/2007	PM070816P
1,1-Dichloroethene	ND		500	2500	µg/Kg	8/16/2007	PM070816P	8/21/2007	PM070816P
1,1-Dichloropropene	ND		500	2500	µg/Kg	8/16/2007	PM070816P	8/21/2007	PM070816P
1,2,3-Trichlorobenzene	ND		500	2500	µg/Kg	8/16/2007	PM070816P	8/21/2007	PM070816P
1,2,3-Trichloropropane	ND		500	2500	µg/Kg	8/16/2007	PM070816P	8/21/2007	PM070816P
1,2,4-Trichlorobenzene	ND		500	2500	µg/Kg	8/16/2007	PM070816P	8/21/2007	PM070816P
1,2,4-Trimethylbenzene	29000		500	2500	µg/Kg	8/16/2007	PM070816P	8/21/2007	PM070816P
1,2-Dibromo-3-Chloropropane	ND		500	2500	µg/Kg	8/16/2007	PM070816P	8/21/2007	PM070816P
1,2-Dibromoethane (EDB)	ND		500	2500	µg/Kg	8/16/2007	PM070816P	8/21/2007	PM070816P
1,2-Dichlorobenzene	ND		500	2500	µg/Kg	8/16/2007	PM070816P	8/21/2007	PM070816P
1,2-Dichloroethane	ND		500	2500	µg/Kg	8/16/2007	PM070816P	8/21/2007	PM070816P
1,2-Dichloropropane	ND		500	2500	µg/Kg	8/16/2007	PM070816P	8/21/2007	PM070816P
1,3,5-Trimethylbenzene	11000		500	2500	µg/Kg	8/16/2007	PM070816P	8/21/2007	PM070816P
1,3-Dichlorobenzene	ND		500	2500	µg/Kg	8/16/2007	PM070816P	8/21/2007	PM070816P
1,3-Dichloropropane	ND		500	2500	µg/Kg	8/16/2007	PM070816P	8/21/2007	PM070816P
1,4-Dichlorobenzene	ND		500	2500	µg/Kg	8/16/2007	PM070816P	8/21/2007	PM070816P
1,4-Dioxane	ND		500	100000	µg/Kg	8/16/2007	PM070816P	8/21/2007	PM070816P
2,2-Dichloropropane	ND		500	2500	µg/Kg	8/16/2007	PM070816P	8/21/2007	PM070816P
2-Butanone (MEK)	ND		500	20000	µg/Kg	8/16/2007	PM070816P	8/21/2007	PM070816P
2-Chloroethyl-vinyl Ether	ND		500	2500	µg/Kg	8/16/2007	PM070816P	8/21/2007	PM070816P
2-Chlorotoluene	ND		500	2500	µg/Kg	8/16/2007	PM070816P	8/21/2007	PM070816P
2-Hexanone	ND		500	20000	µg/Kg	8/16/2007	PM070816P	8/21/2007	PM070816P
4-Chlorotoluene	ND		500	2500	µg/Kg	8/16/2007	PM070816P	8/21/2007	PM070816P
4-Methyl-2-Pentanone(MIBK)	ND		500	20000	µg/Kg	8/16/2007	PM070816P	8/21/2007	PM070816P
Acetone	ND		500	50000	µg/Kg	8/16/2007	PM070816P	8/21/2007	PM070816P
Acetonitrile	ND		500	20000	µg/Kg	8/16/2007	PM070816P	8/21/2007	PM070816P
Acrolein	ND		500	2500	µg/Kg	8/16/2007	PM070816P	8/21/2007	PM070816P
Acrylonitrile	3800		500	2500	µg/Kg	8/16/2007	PM070816P	8/21/2007	PM070816P
Benzene	4600		500	2500	µg/Kg	8/16/2007	PM070816P	8/21/2007	PM070816P
Benzyl Chloride	ND		500	2500	µg/Kg	8/16/2007	PM070816P	8/21/2007	PM070816P
Bromobenzene	ND		500	2500	µg/Kg	8/16/2007	PM070816P	8/21/2007	PM070816P
Bromochloromethane	ND		500	2500	µg/Kg	8/16/2007	PM070816P	8/21/2007	PM070816P
Bromodichloromethane	ND		500	2500	µg/Kg	8/16/2007	PM070816P	8/21/2007	PM070816P
Bromoform	ND		500	2500	µg/Kg	8/16/2007	PM070816P	8/21/2007	PM070816P
Bromomethane	ND		500	2500	µg/Kg	8/16/2007	PM070816P	8/21/2007	PM070816P
Carbon Disulfide	ND		500	2500	µg/Kg	8/16/2007	PM070816P	8/21/2007	PM070816P
Carbon Tetrachloride	ND		500	2500	µg/Kg	8/16/2007	PM070816P	8/21/2007	PM070816P
Chlorobenzene	ND		500	2500	µg/Kg	8/16/2007	PM070816P	8/21/2007	PM070816P
Chloroethane	ND		500	2500	µg/Kg	8/16/2007	PM070816P	8/21/2007	PM070816P
Chloroform	ND		500	2500	µg/Kg	8/16/2007	PM070816P	8/21/2007	PM070816P
Chloromethane	ND		500	2500	µg/Kg	8/16/2007	PM070816P	8/21/2007	PM070816P

Detection Limit = Detection Limit for Reporting.

ND = Not Detected at or above the Detection Limit.

D/P-F = Dilution and/or Prep Factor includes sample volume adjustments.

Qual = Data Qualifier

8/24/2007 2:59:47 PM - E.Ling

Entech Analytical Labs, Inc.

3334 Victor Court , Santa Clara, CA 95054

Phone: (408) 588-0200

Fax: (408) 588-0201

Enviro Soil Tech Consultants
131 Tully Road
San Jose, CA 95111
Attn: Frank Hamedi

Project Number: 8-90-421-SI
Project Name: 400 San Pablo Avenue
Project Location: Albany
GlobalID: T0600101089

Certificate of Analysis - Data Report

Samples Received: 08/10/2007
Sample Collected by: Client

Lab # : 56696-002 Sample ID: STMW-6-10

Matrix: Solid Sample Date: 8/8/2007

VOCs: EPA 5030B (or 5035A for Encore Samples only)/EPA 8260B

Parameter	Result	Qual	D/P-F	Detection Limit	Units	Prep Date	Prep Batch	Analysis Date	QC Batch
cis-1,2-Dichloroethene	ND		500	2500	µg/Kg	8/16/2007	PM070816P	8/21/2007	PM070816P
cis-1,3-Dichloropropene	ND		500	2500	µg/Kg	8/16/2007	PM070816P	8/21/2007	PM070816P
Cyclohexanone	ND		500	20000	µg/Kg	8/16/2007	PM070816P	8/21/2007	PM070816P
Dibromochloromethane	ND		500	2500	µg/Kg	8/16/2007	PM070816P	8/21/2007	PM070816P
Dibromomethane	ND		500	2500	µg/Kg	8/16/2007	PM070816P	8/21/2007	PM070816P
Dichlorodifluoromethane	ND		500	2500	µg/Kg	8/16/2007	PM070816P	8/21/2007	PM070816P
Diisopropyl Ether	ND		500	2500	µg/Kg	8/16/2007	PM070816P	8/21/2007	PM070816P
Ethyl Benzene	11000		500	2500	µg/Kg	8/16/2007	PM070816P	8/21/2007	PM070816P
Freon 113	ND		500	5000	µg/Kg	8/16/2007	PM070816P	8/21/2007	PM070816P
Hexachlorobutadiene	ND		500	2500	µg/Kg	8/16/2007	PM070816P	8/21/2007	PM070816P
Iodomethane	ND		500	5000	µg/Kg	8/16/2007	PM070816P	8/21/2007	PM070816P
Isopropanol	ND		500	50000	µg/Kg	8/16/2007	PM070816P	8/21/2007	PM070816P
Isopropylbenzene	ND		500	2500	µg/Kg	8/16/2007	PM070816P	8/21/2007	PM070816P
Methyl-t-butyl Ether	ND		500	2500	µg/Kg	8/16/2007	PM070816P	8/21/2007	PM070816P
Methylene Chloride	ND		500	25000	µg/Kg	8/16/2007	PM070816P	8/21/2007	PM070816P
n-Butylbenzene	ND		500	2500	µg/Kg	8/16/2007	PM070816P	8/21/2007	PM070816P
n-Propylbenzene	6300		500	2500	µg/Kg	8/16/2007	PM070816P	8/21/2007	PM070816P
Naphthalene	2800		500	2500	µg/Kg	8/16/2007	PM070816P	8/21/2007	PM070816P
p-Isopropyltoluene	ND		500	2500	µg/Kg	8/16/2007	PM070816P	8/21/2007	PM070816P
Pentachloroethane	ND		500	2500	µg/Kg	8/16/2007	PM070816P	8/21/2007	PM070816P
sec-Butylbenzene	ND		500	2500	µg/Kg	8/16/2007	PM070816P	8/21/2007	PM070816P
Styrene	ND		500	2500	µg/Kg	8/16/2007	PM070816P	8/21/2007	PM070816P
tert-Amyl Methyl Ether	ND		500	2500	µg/Kg	8/16/2007	PM070816P	8/21/2007	PM070816P
tert-Butanol (TBA)	ND		500	20000	µg/Kg	8/16/2007	PM070816P	8/21/2007	PM070816P
tert-Butyl Ethyl Ether	ND		500	2500	µg/Kg	8/16/2007	PM070816P	8/21/2007	PM070816P
tert-Butylbenzene	3000		500	2500	µg/Kg	8/16/2007	PM070816P	8/21/2007	PM070816P
Tetrachloroethene	ND		500	2500	µg/Kg	8/16/2007	PM070816P	8/21/2007	PM070816P
Tetrahydrofuran	ND		500	20000	µg/Kg	8/16/2007	PM070816P	8/21/2007	PM070816P
Toluene	32000		500	2500	µg/Kg	8/16/2007	PM070816P	8/21/2007	PM070816P
trans-1,2-Dichloroethene	ND		500	2500	µg/Kg	8/16/2007	PM070816P	8/21/2007	PM070816P
trans-1,3-Dichloropropene	ND		500	2500	µg/Kg	8/16/2007	PM070816P	8/21/2007	PM070816P
trans-1,4-Dichloro-2-butene	ND		500	5000	µg/Kg	8/16/2007	PM070816P	8/21/2007	PM070816P
Trichloroethene	ND		500	2500	µg/Kg	8/16/2007	PM070816P	8/21/2007	PM070816P
Trichlorofluoromethane	ND		500	2500	µg/Kg	8/16/2007	PM070816P	8/21/2007	PM070816P
Vinyl Acetate	ND		500	2500	µg/Kg	8/16/2007	PM070816P	8/21/2007	PM070816P
Vinyl Chloride	ND		500	2500	µg/Kg	8/16/2007	PM070816P	8/21/2007	PM070816P
Xylenes, Total	60000		500	5000	µg/Kg	8/16/2007	PM070816P	8/21/2007	PM070816P

Surrogate	Surrogate Recovery	Control Limits (%)
4-Bromofluorobenzene	99.7	60 - 130
Dibromofluoromethane	103	60 - 130
Toluene-d8	94.9	60 - 130

Analyzed by: EricKum

Reviewed by: MaiChiTu

Entech Analytical Labs, Inc.

3334 Victor Court , Santa Clara, CA 95054

Phone: (408) 588-0200

Fax: (408) 588-0201

Enviro Soil Tech Consultants
131 Tully Road
San Jose, CA 95111
Attn: Frank Hamedi

Project Number: 8-90-421-SI
Project Name: 400 San Pablo Avenue
Project Location: Albany
GlobalID: T0600101089

Certificate of Analysis - Data Report

Samples Received: 08/10/2007
Sample Collected by: Client

Lab # : 56696-002 Sample ID: STMW-6-10

Matrix: Solid Sample Date: 8/8/2007

TPH-Purgeable - GC: EPA 5030B (or 5035A for Encore Samples only) / EPA 8015B

Parameter	Result	Qual	D/P-F	Detection Limit	Units	Prep Date	Prep Batch	Analysis Date	QC Batch
TPH as Gasoline	1700		500	250	mg/Kg	8/13/2007	SGCA070813A	8/23/2007	SGCA070813A

Surrogate	Surrogate Recovery	Control Limits (%)
4-Bromofluorobenzene	143 ***	65 - 135

Analyzed by: JAbidog

Reviewed by: MaiChiTu

*** The surrogate % recovery is out of QC limits due to matrix interference

Entech Analytical Labs, Inc.

3334 Victor Court , Santa Clara, CA 95054

Phone: (408) 588-0200

Fax: (408) 588-0201

Enviro Soil Tech Consultants
131 Tully Road
San Jose, CA 95111
Attn: Frank Hamed

Project Number: 8-90-421-SI
Project Name: 400 San Pablo Avenue
Project Location: Albany
GlobalID: T0600101089

Certificate of Analysis - Data Report

Samples Received: 08/10/2007
Sample Collected by: Client

Lab # : 56696-003 Sample ID: STMW-6-15

Matrix: Solid Sample Date: 8/8/2007

VOCs: EPA 5030B (or 5035A for Encore Samples only)/EPA 8260B

Parameter	Result	Qual	D/P-F	Detection Limit	Units	Prep Date	Prep Batch	Analysis Date	QC Batch
1,1,1,2-Tetrachloroethane	ND		1.0	5.0	µg/Kg	N/A	N/A	8/16/2007	SM3E070816E
1,1,1-Trichloroethane	ND		1.0	5.0	µg/Kg	N/A	N/A	8/16/2007	SM3E070816E
1,1,2,2-Tetrachloroethane	ND		1.0	5.0	µg/Kg	N/A	N/A	8/16/2007	SM3E070816E
1,1,2-Trichloroethane	ND		1.0	5.0	µg/Kg	N/A	N/A	8/16/2007	SM3E070816E
1,1-Dichloroethane	ND		1.0	5.0	µg/Kg	N/A	N/A	8/16/2007	SM3E070816E
1,1-Dichloroethene	ND		1.0	5.0	µg/Kg	N/A	N/A	8/16/2007	SM3E070816E
1,1-Dichloropropene	ND		1.0	5.0	µg/Kg	N/A	N/A	8/16/2007	SM3E070816E
1,2,3-Trichlorobenzene	ND		1.0	5.0	µg/Kg	N/A	N/A	8/16/2007	SM3E070816E
1,2,3-Trichloropropane	ND		1.0	5.0	µg/Kg	N/A	N/A	8/16/2007	SM3E070816E
1,2,4-Trichlorobenzene	ND		1.0	5.0	µg/Kg	N/A	N/A	8/16/2007	SM3E070816E
1,2,4-Trimethylbenzene	170		1.0	5.0	µg/Kg	N/A	N/A	8/16/2007	SM3E070816E
1,2-Dibromo-3-Chloropropane	ND		1.0	5.0	µg/Kg	N/A	N/A	8/16/2007	SM3E070816E
1,2-Dibromoethane (EDB)	ND		1.0	5.0	µg/Kg	N/A	N/A	8/16/2007	SM3E070816E
1,2-Dichlorobenzene	ND		1.0	5.0	µg/Kg	N/A	N/A	8/16/2007	SM3E070816E
1,2-Dichloroethane	ND		1.0	5.0	µg/Kg	N/A	N/A	8/16/2007	SM3E070816E
1,2-Dichloropropane	ND		1.0	5.0	µg/Kg	N/A	N/A	8/16/2007	SM3E070816E
1,3,5-Trimethylbenzene	ND		1.0	5.0	µg/Kg	N/A	N/A	8/16/2007	SM3E070816E
1,3-Dichlorobenzene	ND		1.0	5.0	µg/Kg	N/A	N/A	8/16/2007	SM3E070816E
1,3-Dichloropropane	ND		1.0	5.0	µg/Kg	N/A	N/A	8/16/2007	SM3E070816E
1,4-Dichlorobenzene	ND		1.0	5.0	µg/Kg	N/A	N/A	8/16/2007	SM3E070816E
1,4-Dioxane	ND		1.0	200	µg/Kg	N/A	N/A	8/16/2007	SM3E070816E
2,2-Dichloropropane	ND		1.0	5.0	µg/Kg	N/A	N/A	8/16/2007	SM3E070816E
2-Butanone (MEK)	ND		1.0	40	µg/Kg	N/A	N/A	8/16/2007	SM3E070816E
2-Chloroethyl-vinyl Ether	ND		1.0	5.0	µg/Kg	N/A	N/A	8/16/2007	SM3E070816E
2-Chlorotoluene	ND		1.0	5.0	µg/Kg	N/A	N/A	8/16/2007	SM3E070816E
2-Hexanone	ND		1.0	40	µg/Kg	N/A	N/A	8/16/2007	SM3E070816E
4-Chlorotoluene	ND		1.0	5.0	µg/Kg	N/A	N/A	8/16/2007	SM3E070816E
4-Methyl-2-Pentanone(MIBK)	ND		1.0	40	µg/Kg	N/A	N/A	8/16/2007	SM3E070816E
Acetone	ND		1.0	100	µg/Kg	N/A	N/A	8/16/2007	SM3E070816E
Acetonitrile	ND		1.0	40	µg/Kg	N/A	N/A	8/16/2007	SM3E070816E
Acrolein	ND		1.0	5.0	µg/Kg	N/A	N/A	8/16/2007	SM3E070816E
Acrylonitrile	ND		1.0	5.0	µg/Kg	N/A	N/A	8/16/2007	SM3E070816E
Benzene	69		1.0	5.0	µg/Kg	N/A	N/A	8/16/2007	SM3E070816E
Benzyl Chloride	ND		1.0	5.0	µg/Kg	N/A	N/A	8/16/2007	SM3E070816E
Bromobenzene	ND		1.0	5.0	µg/Kg	N/A	N/A	8/16/2007	SM3E070816E
Bromochloromethane	ND		1.0	5.0	µg/Kg	N/A	N/A	8/16/2007	SM3E070816E
Bromodichloromethane	ND		1.0	5.0	µg/Kg	N/A	N/A	8/16/2007	SM3E070816E
Bromoform	ND		1.0	5.0	µg/Kg	N/A	N/A	8/16/2007	SM3E070816E
Bromomethane	ND		1.0	5.0	µg/Kg	N/A	N/A	8/16/2007	SM3E070816E
Carbon Disulfide	ND		1.0	5.0	µg/Kg	N/A	N/A	8/16/2007	SM3E070816E
Carbon Tetrachloride	ND		1.0	5.0	µg/Kg	N/A	N/A	8/16/2007	SM3E070816E
Chlorobenzene	ND		1.0	5.0	µg/Kg	N/A	N/A	8/16/2007	SM3E070816E
Chloroethane	ND		1.0	5.0	µg/Kg	N/A	N/A	8/16/2007	SM3E070816E
Chloroform	ND		1.0	5.0	µg/Kg	N/A	N/A	8/16/2007	SM3E070816E
Chloromethane	ND		1.0	5.0	µg/Kg	N/A	N/A	8/16/2007	SM3E070816E

Detection Limit = Detection Limit for Reporting.

ND = Not Detected at or above the Detection Limit.

D/P-F = Dilution and/or Prep Factor includes sample volume adjustments.

Qual = Data Qualifier

8/24/2007 2:59:47 PM - ELing

Entech Analytical Labs, Inc.

3334 Victor Court , Santa Clara, CA 95054

Phone: (408) 588-0200

Fax: (408) 588-0201

Enviro Soil Tech Consultants
131 Tully Road
San Jose, CA 95111
Attn: Frank Hamedi

Project Number: 8-90-421-SI
Project Name: 400 San Pablo Avenue
Project Location: Albany
GlobalID: T0600101089

Certificate of Analysis - Data Report

Samples Received: 08/10/2007
Sample Collected by: Client

Lab # : 56696-003 Sample ID: STMW-6-15

Matrix: Solid Sample Date: 8/8/2007

VOCs: EPA 5030B (or 5035A for Encore Samples only)/EPA 8260B

Parameter	Result	Qual	D/P-F	Detection Limit	Units	Prep Date	Prep Batch	Analysis Date	QC Batch
cis-1,2-Dichloroethene	ND		1.0	5.0	µg/Kg	N/A	N/A	8/16/2007	SM3E070816E
cis-1,3-Dichloropropene	ND		1.0	5.0	µg/Kg	N/A	N/A	8/16/2007	SM3E070816E
Cyclohexanone	ND		1.0	40	µg/Kg	N/A	N/A	8/16/2007	SM3E070816E
Dibromochloromethane	ND		1.0	5.0	µg/Kg	N/A	N/A	8/16/2007	SM3E070816E
Dibromomethane	ND		1.0	5.0	µg/Kg	N/A	N/A	8/16/2007	SM3E070816E
Dichlorodifluoromethane	ND		1.0	5.0	µg/Kg	N/A	N/A	8/16/2007	SM3E070816E
Diisopropyl Ether	ND		1.0	5.0	µg/Kg	N/A	N/A	8/16/2007	SM3E070816E
Ethyl Benzene	75		1.0	5.0	µg/Kg	N/A	N/A	8/16/2007	SM3E070816E
Freon 113	ND		1.0	10	µg/Kg	N/A	N/A	8/16/2007	SM3E070816E
Hexachlorobutadiene	ND		1.0	5.0	µg/Kg	N/A	N/A	8/16/2007	SM3E070816E
Iodomethane	ND		1.0	10	µg/Kg	N/A	N/A	8/16/2007	SM3E070816E
Isopropanol	ND		1.0	100	µg/Kg	N/A	N/A	8/16/2007	SM3E070816E
Isopropylbenzene	8.0		1.0	5.0	µg/Kg	N/A	N/A	8/16/2007	SM3E070816E
Methyl-t-butyl Ether	14		1.0	5.0	µg/Kg	N/A	N/A	8/16/2007	SM3E070816E
Methylene Chloride	ND		1.0	50	µg/Kg	N/A	N/A	8/16/2007	SM3E070816E
n-Butylbenzene	16		1.0	5.0	µg/Kg	N/A	N/A	8/16/2007	SM3E070816E
n-Propylbenzene	35		1.0	5.0	µg/Kg	N/A	N/A	8/16/2007	SM3E070816E
Naphthalene	7.2		1.0	5.0	µg/Kg	N/A	N/A	8/16/2007	SM3E070816E
p-Isopropyltoluene	ND		1.0	5.0	µg/Kg	N/A	N/A	8/16/2007	SM3E070816E
Pentachloroethane	ND		1.0	5.0	µg/Kg	N/A	N/A	8/16/2007	SM3E070816E
sec-Butylbenzene	ND		1.0	5.0	µg/Kg	N/A	N/A	8/16/2007	SM3E070816E
Styrene	ND		1.0	5.0	µg/Kg	N/A	N/A	8/16/2007	SM3E070816E
tert-Amyl Methyl Ether	ND		1.0	5.0	µg/Kg	N/A	N/A	8/16/2007	SM3E070816E
tert-Butanol (TBA)	ND		1.0	40	µg/Kg	N/A	N/A	8/16/2007	SM3E070816E
tert-Butyl Ethyl Ether	ND		1.0	5.0	µg/Kg	N/A	N/A	8/16/2007	SM3E070816E
tert-Butylbenzene	ND		1.0	5.0	µg/Kg	N/A	N/A	8/16/2007	SM3E070816E
Tetrachloroethene	ND		1.0	5.0	µg/Kg	N/A	N/A	8/16/2007	SM3E070816E
Tetrahydrofuran	ND		1.0	40	µg/Kg	N/A	N/A	8/16/2007	SM3E070816E
Toluene	79		1.0	5.0	µg/Kg	N/A	N/A	8/16/2007	SM3E070816E
trans-1,2-Dichloroethene	ND		1.0	5.0	µg/Kg	N/A	N/A	8/16/2007	SM3E070816E
trans-1,3-Dichloropropene	ND		1.0	5.0	µg/Kg	N/A	N/A	8/16/2007	SM3E070816E
trans-1,4-Dichloro-2-butene	ND		1.0	10	µg/Kg	N/A	N/A	8/16/2007	SM3E070816E
Trichloroethene	ND		1.0	5.0	µg/Kg	N/A	N/A	8/16/2007	SM3E070816E
Trichlorofluoromethane	ND		1.0	5.0	µg/Kg	N/A	N/A	8/16/2007	SM3E070816E
Vinyl Acetate	ND		1.0	5.0	µg/Kg	N/A	N/A	8/16/2007	SM3E070816E
Vinyl Chloride	ND		1.0	5.0	µg/Kg	N/A	N/A	8/16/2007	SM3E070816E
Xylenes, Total	170		1.0	10	µg/Kg	N/A	N/A	8/16/2007	SM3E070816E

Surrogate	Surrogate Recovery	Control Limits (%)
4-Bromofluorobenzene	107	60 - 130
Dibromofluoromethane	103	60 - 130
Toluene-d8	92.4	60 - 130

Analyzed by: MaiChiTu

Reviewed by: TFulton

Entech Analytical Labs, Inc.

3334 Victor Court , Santa Clara, CA 95054

Phone: (408) 588-0200

Fax: (408) 588-0201

Enviro Soil Tech Consultants
131 Tully Road
San Jose, CA 95111
Attn: Frank Hamedi

Project Number: 8-90-421-SI
Project Name: 400 San Pablo Avenue
Project Location: Albany
GlobalID: T0600101089

Certificate of Analysis - Data Report

Samples Received: 08/10/2007
Sample Collected by: Client

Lab # : 56696-003

Sample ID: STMW-6-15

Matrix: Solid

Sample Date: 8/8/2007

TPH-Purgeable - GC: EPA 5030B (or 5035A for Encore Samples only) / EPA 8015B

Parameter	Result	Qual	D/P-F	Detection Limit	Units	Prep Date	Prep Batch	Analysis Date	QC Batch
TPH as Gasoline	5.5		1.0	0.50	mg/Kg	N/A	N/A	8/14/2007	SGC070813
Surrogate	Surrogate Recovery		Control Limits (%)					Analyzed by: Jabidog	
4-Bromofluorobenzene	124		65 - 135					Reviewed by: MaiChiTu	

Entech Analytical Labs, Inc.

3334 Victor Court , Santa Clara, CA 95054 Phone: (408) 588-0200 Fax: (408) 588-0201

Method Blank - Solid - VOCs: EPA 5030B (or 5035A for Encore Samples only)/EPA 8260B

QC/Prep Batch ID: PM070816P

Validated by: MaiChiTu - 08/20/07

QC/Prep Date: 8/16/2007

Parameter	Result	DF	PQLR	Units
1,1,1,2-Tetrachloroethane	ND	50	250	µg/Kg
1,1,1-Trichloroethane	ND	50	250	µg/Kg
1,1,2,2-Tetrachloroethane	ND	50	250	µg/Kg
1,1,2-Trichloroethane	ND	50	250	µg/Kg
1,1-Dichloroethane	ND	50	250	µg/Kg
1,1-Dichloroethene	ND	50	250	µg/Kg
1,1-Dichloropropene	ND	50	250	µg/Kg
1,2,3-Trichlorobenzene	ND	50	250	µg/Kg
1,2,3-Trichloropropane	ND	50	250	µg/Kg
1,2,4-Trichlorobenzene	ND	50	250	µg/Kg
1,2,4-Trimethylbenzene	ND	50	250	µg/Kg
1,2-Dibromo-3-Chloropropane	ND	50	250	µg/Kg
1,2-Dibromoethane (EDB)	ND	50	250	µg/Kg
1,2-Dichlorobenzene	ND	50	250	µg/Kg
1,2-Dichloroethane	ND	50	250	µg/Kg
1,2-Dichloropropane	ND	50	250	µg/Kg
1,3,5-Trimethylbenzene	ND	50	250	µg/Kg
1,3-Dichlorobenzene	ND	50	250	µg/Kg
1,3-Dichloropropane	ND	50	250	µg/Kg
1,4-Dichlorobenzene	ND	50	250	µg/Kg
1,4-Dioxane	ND	50	10000	µg/Kg
2,2-Dichloropropane	ND	50	250	µg/Kg
2-Butanone (MEK)	ND	50	2000	µg/Kg
2-Chloroethyl-vinyl Ether	ND	50	250	µg/Kg
2-Chlorotoluene	ND	50	250	µg/Kg
2-Hexanone	ND	50	2000	µg/Kg
4-Chlorotoluene	ND	50	250	µg/Kg
4-Methyl-2-Pentanone(MIBK)	ND	50	2000	µg/Kg
Acetone	ND	50	5000	µg/Kg
Acetonitrile	ND	50	2000	µg/Kg
Acrolein	ND	50	250	µg/Kg
Acrylonitrile	ND	50	250	µg/Kg
Benzene	ND	50	250	µg/Kg
Benzyl Chloride	ND	50	250	µg/Kg
Bromobenzene	ND	50	250	µg/Kg
Bromochloromethane	ND	50	250	µg/Kg
Bromodichloromethane	ND	50	250	µg/Kg
Bromoform	ND	50	250	µg/Kg
Bromomethane	ND	50	250	µg/Kg
Carbon Disulfide	ND	50	250	µg/Kg
Carbon Tetrachloride	ND	50	250	µg/Kg
Chlorobenzene	ND	50	250	µg/Kg
Chloroethane	ND	50	250	µg/Kg
Chloroform	ND	50	250	µg/Kg
Chloromethane	ND	50	250	µg/Kg
cis-1,2-Dichloroethene	ND	50	250	µg/Kg
cis-1,3-Dichloropropene	ND	50	250	µg/Kg
Cyclohexanone	ND	50	2000	µg/Kg
Dibromochloromethane	ND	50	250	µg/Kg
Dibromomethane	ND	50	250	µg/Kg
Dichlorodifluoromethane	ND	50	250	µg/Kg

Entech Analytical Labs, Inc.

3334 Victor Court , Santa Clara, CA 95054 Phone: (408) 588-0200 Fax: (408) 588-0201

Method Blank - Solid - VOCs: EPA 5030B (or 5035A for Encore Samples only)/EPA 8260B

QC/Prep Batch ID: PM070816P

Validated by: MaiChiTu - 08/20/07

QC/Prep Date: 8/16/2007

Parameter	Result	DF	PQLR	Units
Diisopropyl Ether	ND	50	250	µg/Kg
Ethyl Benzene	ND	50	250	µg/Kg
Freon 113	ND	50	500	µg/Kg
Hexachlorobutadiene	ND	50	250	µg/Kg
Iodomethane	ND	50	500	µg/Kg
Isopropanol	ND	50	5000	µg/Kg
Isopropylbenzene	ND	50	250	µg/Kg
Methylene Chloride	ND	50	2500	µg/Kg
Methyl-t-butyl Ether	ND	50	250	µg/Kg
Naphthalene	ND	50	250	µg/Kg
n-Butylbenzene	ND	50	250	µg/Kg
n-Propylbenzene	ND	50	250	µg/Kg
Pentachloroethane	ND	50	250	µg/Kg
p-Isopropyltoluene	ND	50	250	µg/Kg
sec-Butylbenzene	ND	50	250	µg/Kg
Styrene	ND	50	250	µg/Kg
tert-Amyl Methyl Ether	ND	50	250	µg/Kg
tert-Butanol (TBA)	ND	50	2000	µg/Kg
tert-Butyl Ethyl Ether	ND	50	250	µg/Kg
tert-Butylbenzene	ND	50	250	µg/Kg
Tetrachloroethene	ND	50	250	µg/Kg
Tetrahydrofuran	ND	50	2000	µg/Kg
Toluene	ND	50	250	µg/Kg
trans-1,2-Dichloroethene	ND	50	250	µg/Kg
trans-1,3-Dichloropropene	ND	50	250	µg/Kg
trans-1,4-Dichloro-2-butene	ND	50	500	µg/Kg
Trichloroethene	ND	50	250	µg/Kg
Trichlorofluoromethane	ND	50	250	µg/Kg
Vinyl Acetate	ND	50	250	µg/Kg
Vinyl Chloride	ND	50	250	µg/Kg
Xylenes, Total	ND	50	500	µg/Kg

Surrogate for Blank	% Recovery	Control Limits
4-Bromofluorobenzene	95.5	60 - 130
Dibromofluoromethane	97.6	60 - 130
Toluene-d8	96.1	60 - 130

Entech Analytical Labs, Inc.

3334 Victor Court , Santa Clara, CA 95054 Phone: (408) 588-0200 Fax: (408) 588-0201

LCS / LCSD - Solid - VOCs: EPA 5030B (or 5035A for Encore Samples only)/EPA 8260B

QC Batch ID: PM070816P

Reviewed by: MaiChiTu - 08/20/07

QC/Prep Date: 8/16/2007

LCS

Parameter	Method Blank	Spike Amt	SpikeResult	Units	% Recovery	Recovery Limits
1,1-Dichloroethene	<5.0	2000	1560	µg/Kg	78.0	65 - 135
Benzene	<5.0	2000	1900	µg/Kg	95.0	65 - 135
Chlorobenzene	<5.0	2000	1840	µg/Kg	92.0	65 - 135
Methyl-t-butyl Ether	<5.0	2000	1620	µg/Kg	81.0	65 - 135
Toluene	<5.0	2000	1860	µg/Kg	93.0	65 - 135
Trichloroethene	<5.0	2000	2280	µg/Kg	114	65 - 135

Surrogate

Surrogate	% Recovery	Control Limits
4-Bromofluorobenzene	98.8	60 - 130
Dibromofluoromethane	97.6	60 - 130
Toluene-d8	93.4	60 - 130

LCSD

Parameter	Method Blank	Spike Amt	SpikeResult	Units	% Recovery	RPD	RPD Limits	Recovery Limits
1,1-Dichloroethene	<5.0	2000	1620	µg/Kg	81.0	3.77	30.0	65 - 135
Benzene	<5.0	2000	1990	µg/Kg	99.5	4.63	30.0	65 - 135
Chlorobenzene	<5.0	2000	1940	µg/Kg	97.0	5.29	30.0	65 - 135
Methyl-t-butyl Ether	<5.0	2000	1650	µg/Kg	82.5	1.83	30.0	65 - 135
Toluene	<5.0	2000	1960	µg/Kg	98.0	5.24	30.0	65 - 135
Trichloroethene	<5.0	2000	2390	µg/Kg	120	4.71	30.0	65 - 135

Surrogate

Surrogate	% Recovery	Control Limits
4-Bromofluorobenzene	97.8	60 - 130
Dibromofluoromethane	96.7	60 - 130
Toluene-d8	95.4	60 - 130

Entech Analytical Labs, Inc.

3334 Victor Court , Santa Clara, CA 95054 Phone: (408) 588-0200 Fax: (408) 588-0201

Method Blank - Solid - TPH-Purgeable - GC: EPA 5030B (or 5035A for Encore Samples only) / EPA 8015B

QC Batch ID: SGC070813

Validated by: MaiChiTu - 08/16/07

QC Batch Analysis Date: 8/13/2007

Parameter	Result	DF	PQLR	Units
TPH as Gasoline	ND	1	0.50	mg/Kg
Surrogate for Blank	% Recovery	Control Limits		
4-Bromofluorobenzene	84.2	65 - 135		

Entech Analytical Labs, Inc.

3334 Victor Court , Santa Clara, CA 95054 Phone: (408) 588-0200 Fax: (408) 588-0201

LCS / LCSD - Solid - TPH-Purgeable - GC: EPA 5030B (or 5035A for Encore Samples only) / EPA 8015B

QC Batch ID: SGC070813

Reviewed by: MaiChiTu - 08/16/07

QC Batch ID Analysis Date: 8/13/2007

LCS

Parameter	Method Blank	Spike Amt	SpikeResult	Units	% Recovery	Recovery Limits
TPH as Gasoline	<0.50	2.5	2.44	mg/Kg	97.6	65 - 135
Surrogate	% Recovery	Control Limits				
4-Bromofluorobenzene	109	65 - 135				

LCSD

Parameter	Method Blank	Spike Amt	SpikeResult	Units	% Recovery	RPD	RPD Limits	Recovery Limits
TPH as Gasoline	<0.50	2.5	2.32	mg/Kg	92.8	5.04	30.0	65 - 135
Surrogate	% Recovery	Control Limits						
4-Bromofluorobenzene	115	65 - 135						

Entech Analytical Labs, Inc.

3334 Victor Court , Santa Clara, CA 95054 Phone: (408) 588-0200 Fax: (408) 588-0201

Method Blank - Solid - TPH-Purgeable - GC: EPA 5030B (or 5035A for Encore Samples only) / EPA 8015B

QC/Prep Batch ID: SGCA070813A

Validated by: MaiChiTu - 08/24/07

QC/Prep Date: 8/13/2007

Parameter	Result	DF	PQLR	Units
TPH as Gasoline	ND	10	5.0	mg/Kg
Surrogate for Blank	% Recovery	Control Limits		
4-Bromofluorobenzene	96.0	65 - 135		

Entech Analytical Labs, Inc.

3334 Victor Court , Santa Clara, CA 95054 Phone: (408) 588-0200 Fax: (408) 588-0201

LCS / LCSD - Solid - TPH-Purgeable - GC: EPA 5030B (or 5035A for Encore Samples only) / EPA 8015B

QC Batch ID: SGCA070813A

Reviewed by: MaiChiTu - 08/24/07

QC/Prep Date: 8/13/2007

LCS

Parameter	Method Blank	Spike Amt	SpikeResult	Units	% Recovery	Recovery Limits
TPH as Gasoline	<0.50	12.5	13.3	mg/Kg	106	65 - 135
Surrogate	% Recovery	Control Limits				
4-Bromofluorobenzene	101	65 - 135				

LCSD

Parameter	Method Blank	Spike Amt	SpikeResult	Units	% Recovery	RPD	RPD Limits	Recovery Limits
TPH as Gasoline	<0.50	12.5	12.3	mg/Kg	98.4	7.81	30.0	65 - 135
Surrogate	% Recovery	Control Limits						
4-Bromofluorobenzene	100	65 - 135						

Entech Analytical Labs, Inc.

3334 Victor Court , Santa Clara, CA 95054 Phone: (408) 588-0200 Fax: (408) 588-0201

Method Blank - Solid - TPH-Purgeable - GC: EPA 5030B (or 5035A for Encore Samples only) / EPA 8015B

QC/Prep Batch ID: SGCA070815A

Validated by: MaiChiTu - 08/17/07

QC/Prep Date: 8/15/2007

Parameter	Result	DF	PQLR	Units
TPH as Gasoline	ND	10	5.0	mg/Kg
Surrogate for Blank	% Recovery	Control Limits		
4-Bromofluorobenzene	87.3	65 - 135		

Entech Analytical Labs, Inc.

3334 Victor Court , Santa Clara, CA 95054 Phone: (408) 588-0200 Fax: (408) 588-0201

Method Blank - Solid - VOCs: EPA 5030B (or 5035A for Encore Samples only)/EPA 8260B

QC Batch ID: SM3E070816E

Validated by: TFulton - 08/17/07

QC Batch Analysis Date: 8/16/2007

Parameter	Result	DF	PQLR	Units
1,1,1,2-Tetrachloroethane	ND	1	5.0	µg/Kg
1,1,1-Trichloroethane	ND	1	5.0	µg/Kg
1,1,2,2-Tetrachloroethane	ND	1	5.0	µg/Kg
1,1,2-Trichloroethane	ND	1	5.0	µg/Kg
1,1-Dichloroethane	ND	1	5.0	µg/Kg
1,1-Dichloroethene	ND	1	5.0	µg/Kg
1,1-Dichloropropene	ND	1	5.0	µg/Kg
1,2,3-Trichlorobenzene	ND	1	5.0	µg/Kg
1,2,3-Trichloropropane	ND	1	5.0	µg/Kg
1,2,4-Trichlorobenzene	ND	1	5.0	µg/Kg
1,2,4-Trimethylbenzene	ND	1	5.0	µg/Kg
1,2-Dibromo-3-Chloropropane	ND	1	5.0	µg/Kg
1,2-Dibromoethane (EDB)	ND	1	5.0	µg/Kg
1,2-Dichlorobenzene	ND	1	5.0	µg/Kg
1,2-Dichloroethane	ND	1	5.0	µg/Kg
1,2-Dichloropropane	ND	1	5.0	µg/Kg
1,3,5-Trimethylbenzene	ND	1	5.0	µg/Kg
1,3-Dichlorobenzene	ND	1	5.0	µg/Kg
1,3-Dichloropropane	ND	1	5.0	µg/Kg
1,4-Dichlorobenzene	ND	1	5.0	µg/Kg
1,4-Dioxane	ND	1	200	µg/Kg
2,2-Dichloropropane	ND	1	5.0	µg/Kg
2-Butanone (MEK)	ND	1	40	µg/Kg
2-Chloroethyl-vinyl Ether	ND	1	5.0	µg/Kg
2-Chlorotoluene	ND	1	5.0	µg/Kg
2-Hexanone	ND	1	40	µg/Kg
4-Chlorotoluene	ND	1	5.0	µg/Kg
4-Methyl-2-Pentanone(MIBK)	ND	1	40	µg/Kg
Acetone	ND	1	100	µg/Kg
Acetonitrile	ND	1	40	µg/Kg
Acrolein	ND	1	5.0	µg/Kg
Acrylonitrile	ND	1	5.0	µg/Kg
Benzene	ND	1	5.0	µg/Kg
Benzyl Chloride	ND	1	5.0	µg/Kg
Bromobenzene	ND	1	5.0	µg/Kg
Bromochloromethane	ND	1	5.0	µg/Kg
Bromodichloromethane	ND	1	5.0	µg/Kg
Bromoform	ND	1	5.0	µg/Kg
Bromomethane	ND	1	5.0	µg/Kg
Carbon Disulfide	ND	1	5.0	µg/Kg
Carbon Tetrachloride	ND	1	5.0	µg/Kg
Chlorobenzene	ND	1	5.0	µg/Kg
Chloroethane	ND	1	5.0	µg/Kg
Chloroform	ND	1	5.0	µg/Kg
Chloromethane	ND	1	5.0	µg/Kg
cis-1,2-Dichloroethene	ND	1	5.0	µg/Kg
cis-1,3-Dichloropropene	ND	1	5.0	µg/Kg
Cyclohexanone	ND	1	40	µg/Kg
Dibromochloromethane	ND	1	5.0	µg/Kg
Dibromomethane	ND	1	5.0	µg/Kg
Dichlorodifluoromethane	ND	1	5.0	µg/Kg

Entech Analytical Labs, Inc.

3334 Victor Court , Santa Clara, CA 95054 Phone: (408) 588-0200 Fax: (408) 588-0201

Method Blank - Solid - VOCs: EPA 5030B (or 5035A for Encore Samples only)/EPA 8260B

QC Batch ID: SM3E070816E

Validated by: TFulton - 08/17/07

QC Batch Analysis Date: 8/16/2007

Parameter	Result	DF	PQLR	Units
Diisopropyl Ether	ND	1	5.0	µg/Kg
Ethyl Benzene	ND	1	5.0	µg/Kg
Freon 113	ND	1	10	µg/Kg
Hexachlorobutadiene	ND	1	5.0	µg/Kg
Iodomethane	ND	1	10	µg/Kg
Isopropanol	ND	1	100	µg/Kg
Isopropylbenzene	ND	1	5.0	µg/Kg
Methylene Chloride	ND	1	50	µg/Kg
Methyl-t-butyl Ether	ND	1	5.0	µg/Kg
Naphthalene	ND	1	5.0	µg/Kg
n-Butylbenzene	ND	1	5.0	µg/Kg
n-Propylbenzene	ND	1	5.0	µg/Kg
Pentachloroethane	ND	1	5.0	µg/Kg
p-Isopropyltoluene	ND	1	5.0	µg/Kg
sec-Butylbenzene	ND	1	5.0	µg/Kg
Styrene	ND	1	5.0	µg/Kg
tert-Amyl Methyl Ether	ND	1	5.0	µg/Kg
tert-Butanol (TBA)	ND	1	40	µg/Kg
tert-Butyl Ethyl Ether	ND	1	5.0	µg/Kg
tert-Butylbenzene	ND	1	5.0	µg/Kg
Tetrachloroethene	ND	1	5.0	µg/Kg
Tetrahydrofuran	ND	1	40	µg/Kg
Toluene	ND	1	5.0	µg/Kg
trans-1,2-Dichloroethene	ND	1	5.0	µg/Kg
trans-1,3-Dichloropropene	ND	1	5.0	µg/Kg
trans-1,4-Dichloro-2-butene	ND	1	10	µg/Kg
Trichloroethene	ND	1	5.0	µg/Kg
Trichlorofluoromethane	ND	1	5.0	µg/Kg
Vinyl Acetate	ND	1	5.0	µg/Kg
Vinyl Chloride	ND	1	5.0	µg/Kg
Xylenes, Total	ND	1	10	µg/Kg

Surrogate for Blank	% Recovery	Control Limits
4-Bromofluorobenzene	93.7	60 - 130
Dibromofluoromethane	102	60 - 130
Toluene-d8	95.7	60 - 130

Entech Analytical Labs, Inc.

3334 Victor Court , Santa Clara, CA 95054 Phone: (408) 588-0200 Fax: (408) 588-0201

LCS / LCSD - Solid - VOCs: EPA 5030B (or 5035A for Encore Samples only)/EPA 8260B

QC Batch ID: SM3E070816E

Reviewed by: TFulton - 08/17/07

QC Batch ID Analysis Date: 8/16/2007

LCS

Parameter	Method Blank	Spike Amt	SpikeResult	Units	% Recovery	Recovery Limits
1,1-Dichloroethene	<5.0	40	34.8	µg/Kg	87.0	65 - 135
Benzene	<5.0	40	35.8	µg/Kg	89.5	65 - 135
Chlorobenzene	<5.0	40	33.5	µg/Kg	83.8	65 - 135
Methyl-t-butyl Ether	<5.0	40	39.8	µg/Kg	99.5	65 - 135
Toluene	<5.0	40	32.7	µg/Kg	81.8	65 - 135
Trichloroethene	<5.0	40	35.2	µg/Kg	88.0	65 - 135

Surrogate	% Recovery	Control Limits
4-Bromofluorobenzene	102	60 - 130
Dibromofluoromethane	102	60 - 130
Toluene-d8	94.5	60 - 130

LCSD

Parameter	Method Blank	Spike Amt	SpikeResult	Units	% Recovery	RPD	RPD Limits	Recovery Limits
1,1-Dichloroethene	<5.0	40	32.6	µg/Kg	81.5	6.53	30.0	65 - 135
Benzene	<5.0	40	34.9	µg/Kg	87.2	2.55	30.0	65 - 135
Chlorobenzene	<5.0	40	34.3	µg/Kg	85.8	2.36	30.0	65 - 135
Methyl-t-butyl Ether	<5.0	40	41.1	µg/Kg	103	3.21	30.0	65 - 135
Toluene	<5.0	40	32.4	µg/Kg	81.0	0.922	30.0	65 - 135
Trichloroethene	<5.0	40	36.4	µg/Kg	91.0	3.35	30.0	65 - 135

Surrogate	% Recovery	Control Limits
4-Bromofluorobenzene	102	60 - 130
Dibromofluoromethane	104	60 - 130
Toluene-d8	92.2	60 - 130

PROJ. NO. 8-90-421-SI NAME 400 San Pablo Ave., Albany

SAMPLERS: (Signature) *Frank Hamed* 56696

CONTAINER

ANALYSES REQUESTED
 IDHg by 8015 MW
 EPA 821-R-83-010

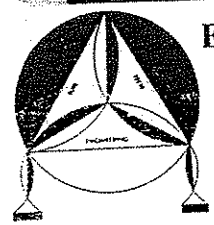
REMARKS

NO.	DATE	TIME	SOIL	WATER	LOCATION	CONTAINER	ANALYSES REQUESTED	REMARKS
1	8/08/07		✓		STMW-6-5 001	1	✓✓	EDF # T0600101089
2	↓		✓		STMW-6-10 002	1	✓✓	
3	↓		✓		STMW-6-15 003	1	✓✓	* Full lists
								* Please return soil samples to our office when work is completed *
								Note: Please label field points according to the Chain

Rec'd 3 Acetate Tubes w/ 184° Temp

Relinquished by: (Signature) <i>Frank Hamed</i>	Date / Time 8-10-07 10:54	Received by: (Signature) <i>Tim H...</i>	Relinquished by: (Signature)	Date / Time	Received by: (Signature)
Relinquished by: (Signature)	Date / Time	Received by: (Signature)	Relinquished by: (Signature)	Date / Time	Received by: (Signature)
Relinquished by: (Signature)	Date / Time	Received for Laboratory by: (Signature)	Date / Time	Remarks	

Please send lab report to Frank Hamed



ENVIRO SOIL TECH CONSULTANTS
 Environmental & Geotechnical Consultants
 131 TULLY ROAD, SAN JOSE, CALIFORNIA 95111
 Tel: (408) 297-1500 Fax: (408) 292-2116

A P P E N D I X "G"

WELL PERMIT

Alameda County Public Works Agency - Water Resources Well Permit



399 Elmhurst Street
Hayward, CA 94544-1395
Telephone: (510)670-6633 Fax:(510)782-1939

Application Approved on: 09/27/2006 By jamesy

Permit Numbers: W2006-0845 to W2006-0846
Permits Valid from 09/27/2006 to 09/29/2006

Application Id: 1159226047056
Site Location: 400 San Pablo Ave, Albany, CA
Project Start Date: 09/27/2006

City of Project Site: Albany

Completion Date: 09/29/2006

Applicant: Enviro Soil Tech Consultants - Frank Hamedi-
Fard
131 Tully Rd., San Jose, CA 95111

Phone: 408-297-1500

Property Owner: George & Diane Ososke
440 Davis Ct. #910, San Francisco, CA 94111

Phone: --

Client: ** same as Property Owner **

	Total Due:	\$600.00
Receipt Number: WR2006-0444	Total Amount Paid:	\$600.00
Payer Name : Enviro Soil Tech consultants & Geo Environmental		PAID IN FULL
Paid By: CHECK		

Works Requesting Permits:

Well Construction-Monitoring-Monitoring - 2 Wells
Driller: Vironex - Lic #: 7052927 - Method: auger

Work Total: \$600.00

Specifications

Permit #	Issued Date	Expire Date	Owner Well Id	Hole Diam.	Casing Diam.	Seal Depth	Max. Depth
W2006-0845	09/27/2006	12/26/2006	STMW-6	8.00 in.	2.00 in.	4.00 ft	20.00 ft
W2006-0846	09/27/2006	12/26/2006	STMW-7	8.00 in.	2.00 in.	4.00 ft	20.00 ft

Specific Work Permit Conditions

1. Permittee shall assume entire responsibility for all activities and uses under this permit and shall indemnify, defend and save the Alameda County Public Works Agency, its officers, agents, and employees free and harmless from any and all expense, cost, liability in connection with or resulting from the exercise of this Permit including, but not limited to, properly damage, personal injury and wrongful death.
2. Permitte, permittee's contractors, consultants or agents shall be responsible to assure that all material or waters generated during drilling, boring destruction, and/or other activities associated with this Permit will be safely handled, properly managed, and disposed of according to all applicable federal, state, and local statutes regulating such. In no case shall these materials and/or waters be allowed to enter, or potentially enter, on or off-site storm sewers, dry wells, or waterways or be allowed to move off the property where work is being completed.
3. Prior to any drilling activities, it shall be the applicant's responsibility to contact and coordinate an Underground Service Alert (USA), obtain encroachment permit(s), excavation permit(s) or any other permits or agreements required for that Federal, State, County or City, and follow all City or County Ordinances. No work shall begin until all the permits and requirements have been approved or obtained.
4. Compliance with the well-sealing specifications shall not exempt the well-sealing contractor from complying with appropriate State reporting-requirements related to well destruction (Sections 13750 through 13755 (Division 7, Chapter 10, Article 3) of the California Water Code). Contractor must complete State DWR Form 188 and mail original to the

Alameda County Public Works Agency - Water Resources Well Permit

Alameda County Public Works Agency, Water Resources Section, within 60 days. Including permit number and site map.

5. Applicant shall contact James Yoo for an inspection time at 510-670-6633 at least five (5) working days prior to starting, once the permit has been approved. Confirm the scheduled date(s) at least 24 hours prior to drilling.
 6. Wells shall have a Christy box or similar structure with a locking cap or cover. Well(s) shall be kept locked at all times. Well(s) that become damaged by traffic or construction shall be repaired in a timely manner or destroyed immediately (through permit process). No well(s) shall be left in a manner to act as a conduit at any time.
 7. Minimum surface seal thickness is two inches of cement grout placed by tremie
 8. Minimum seal depth for monitoring wells is 5 feet below ground surface(BGS) or the maximum depth practicable or 20 feet.
 9. Copy of approved drilling permit must be on site at all times. Failure to present or show proof of the approved permit application on site shall result in a fine of \$500.00.
-

A P P E N D I X "H"

WELL COMPLETION REPORT

ENVIRO SOIL TECH CONSULTANTS

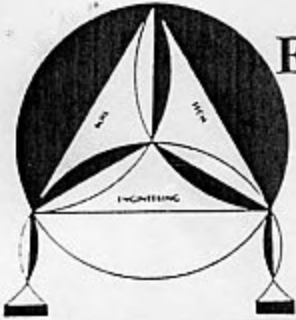
CONFIDENTIAL

STATE OF CALIFORNIA DWR
WELL COMPLETION REPORT
(WELL LOGS)

REMOVED

A P P E N D I X "I"

FIELD NOTES



ENVIRO SOIL TECH CONSULTANTS

Environmental & Geotechnical Consultants

131 TULLY ROAD, SAN JOSE, CALIFORNIA 95111

Tel: (408) 297-1500

Fax: (408) 292-2116

FILE NO.: 8-90-421-87

DATE: 8-16-07

DEPTH TO WELL: _____

DEPTH TO WATER: 10 FT .98

HEIGHT OF WATER COLUMN: _____

WELL NO.: STMW-1

SAMPLER: Perched manly

1 WELL VOLUME: 0.5

5 WELL VOLUME: 2.5

ACTUAL PURGED VOLUME: 9

CASING DIAMETER: ✓ 2" _____ 4"

_____ 4"

CALCULATIONS:

2" - x 0.1632 3.02

4" - 0.653 _____

PURGE METHOD: _____ BAILER _____ DISPLACEMENT PUMP _____ OTHER

SAMPLE METHOD: _____ BAILER _____ OTHER

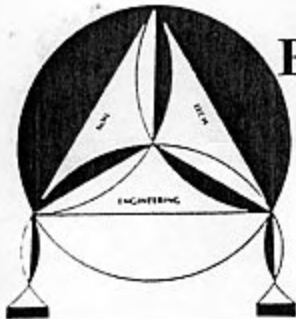
SHEEN: _____ NO ✓ YES, DESCRIBE: RAINBOW

ODOR: _____ NO ✓ YES, DESCRIBE: PISTON

FIELD MEASUREMENTS

<u>TIME</u>	<u>VOLUME</u>	<u>pH</u>	<u>TEMP.</u>	<u>E.C.</u>
_____	<u>3 gal</u>	<u>7.32</u>	<u>26.8</u>	<u>403</u>
_____	<u>6 gal</u>	<u>7.18</u>	<u>26.2</u>	<u>426</u>
_____	<u>9 gal</u>	<u>7.12</u>	<u>25.9</u>	<u>410</u>
_____	_____	_____	_____	_____
_____	_____	_____	_____	_____

10 FT .98



ENVIRO SOIL TECH CONSULTANTS

Environmental & Geotechnical Consultants

131 TULLY ROAD, SAN JOSE, CALIFORNIA 95111

Tel: (408) 297-1500

Fax: (408) 292-2116

FILE NO.: 8-90-421-51

DATE: 8-16-07

DEPTH TO WELL: _____

DEPTH TO WATER: 10^{ft} .70

HEIGHT OF WATER COLUMN: _____

WELL NO.: SJMU-2

SAMPLER: Rotul Mundy

1 WELL VOLUME: 0.5

5 WELL VOLUME: 2.5

ACTUAL PURGED VOLUME: 9

CASING DIAMETER: ✓ 2"

_____ 4"

CALCULATIONS:

2" - x 0.1632 3.3

4" - 0.653 _____

PURGE METHOD: _____ BAILER ✓ DISPLACEMENT PUMP _____ OTHER

SAMPLE METHOD: ✓ BAILER _____ OTHER

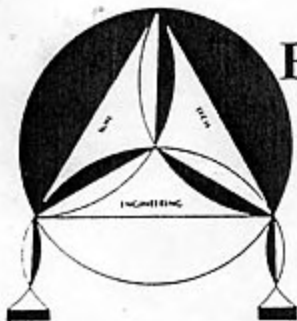
SHEEN: _____ NO ✓ YES, DESCRIBE: RAINBOW

ODOR: _____ NO _____ YES, DESCRIBE: PETRO

FIELD MEASUREMENTS

<u>TIME</u>	<u>VOLUME</u>	<u>pH</u>	<u>TEMP.</u>	<u>E.C.</u>
_____	<u>3 GA^l</u>	<u>6.82</u>	<u>22.3</u>	<u>522</u>
_____	<u>6 GA^l</u>	<u>6.65</u>	<u>20.2</u>	<u>516</u>
_____	<u>9 GA^l</u>	<u>6.49</u>	<u>19.5</u>	<u>509</u>
_____	_____	_____	_____	_____
_____	_____	_____	_____	_____

10^{ft} .92



ENVIRO SOIL TECH CONSULTANTS

Environmental & Geotechnical Consultants

131 TULLY ROAD, SAN JOSE, CALIFORNIA 95111

Tel: (408) 297-1500

Fax: (408) 292-2116

FILE NO.: 8-90-421-51

DATE: 8-16-07

DEPTH TO WELL: _____

DEPTH TO WATER: 8^{ft} .92

HEIGHT OF WATER COLUMN: _____

WELL NO.: STMU-3

SAMPLER: Batch only

1 WELL VOLUME: 1

5 WELL VOLUME: 5

ACTUAL PURGED VOLUME: 9

CASING DIAMETER: _____ 2"

_____ 4"

CALCULATIONS:

2" - x 0.1632 6.08

4" - 0.653 _____

PURGE METHOD: _____ BAILER DISPLACEMENT PUMP _____ OTHER

SAMPLE METHOD: BAILER _____ OTHER

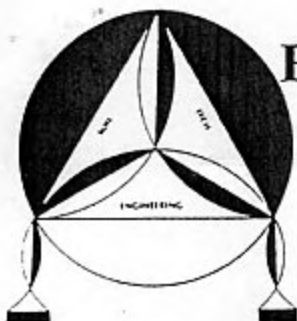
SHEEN: NO _____ YES, DESCRIBE: _____

ODOR: NO _____ YES, DESCRIBE: _____

FIELD MEASUREMENTS

TIME	VOLUME	pH	TEMP.	E.C.
_____	<u>3 gal</u>	<u>6.31</u>	<u>19.5</u>	<u>413</u>
_____	<u>6 gal</u>	<u>6.52</u>	<u>18.9</u>	<u>419</u>
_____	<u>9 gal</u>	<u>6.55</u>	<u>18.3</u>	<u>417</u>
_____	_____	_____	_____	_____
_____	_____	_____	_____	_____

9^{ft} .04



ENVIRO SOIL TECH CONSULTANTS

Environmental & Geotechnical Consultants

131 TULLY ROAD, SAN JOSE, CALIFORNIA 95111

Tel: (408) 297-1500

Fax: (408) 292-2116

FILE NO.: 8-90-421-51

DATE: 8-16-07

DEPTH TO WELL: _____

DEPTH TO WATER: 8^{ft}, 14

HEIGHT OF WATER COLUMN: _____

WELL NO.: SMU-4

SAMPLER: Richard Mendez

1 WELL VOLUME: 1.1

5 WELL VOLUME: 5.5

ACTUAL PURGED VOLUME: 9

CASING DIAMETER: 2"

_____ 4"

CALCULATIONS:

2" - x 0.1632 6.86

4" - 0.653 _____

PURGE METHOD: _____ BAILER DISPLACEMENT PUMP _____ OTHER

SAMPLE METHOD: BAILER _____ OTHER

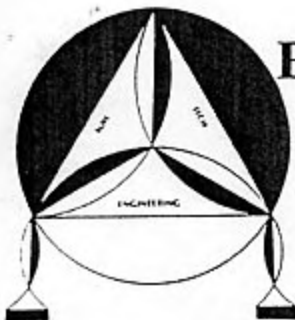
SHEEN: NO _____ YES, DESCRIBE: _____

ODOR: NO _____ YES, DESCRIBE: _____

FIELD MEASUREMENTS

TIME	VOLUME	pH	TEMP.	E.C.
_____	<u>39AC</u>	<u>7.24</u>	<u>21.3</u>	<u>479</u>
_____	<u>69AV</u>	<u>6.72</u>	<u>19.2</u>	<u>504</u>
_____	<u>99AV</u>	<u>6.80</u>	<u>18.5</u>	<u>519</u>
_____	_____	_____	_____	_____
_____	_____	_____	_____	_____

8^{ft}, 20



ENVIRO SOIL TECH CONSULTANTS

Environmental & Geotechnical Consultants

131 TULLY ROAD, SAN JOSE, CALIFORNIA 95111

Tel: (408) 297-1500

Fax: (408) 292-2116

FILE NO.: 8-90-421-51

DATE: 8-16-07

DEPTH TO WELL: _____

DEPTH TO WATER: 8^{ft} .64

HEIGHT OF WATER COLUMN: _____

WELL NO.: STMW-5

SAMPLER: Richard Manley

1 WELL VOLUME: 1

5 WELL VOLUME: 5

ACTUAL PURGED VOLUME: 9

CASING DIAMETER: 2"

4"

CALCULATIONS:

2" - x 0.1632

6.36

4" - 0.653

PURGE METHOD: _____ BAILER DISPLACEMENT PUMP _____ OTHER

SAMPLE METHOD: BAILER _____ OTHER

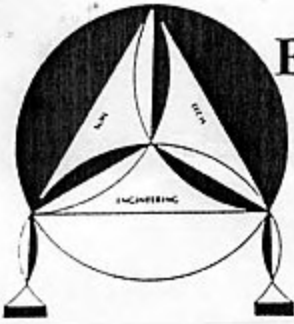
SHEEN: NO _____ YES, DESCRIBE: _____

ODOR: NO _____ YES, DESCRIBE: _____

FIELD MEASUREMENTS

TIME	VOLUME	pH	TEMP.	E.C.
_____	<u>3 GAL</u>	<u>7.24</u>	<u>19.4</u>	<u>418</u>
_____	<u>6 GAL</u>	<u>6.99</u>	<u>18.6</u>	<u>453</u>
_____	<u>9 GAL</u>	<u>7.04</u>	<u>18.0</u>	<u>462</u>
_____	_____	_____	_____	_____
_____	_____	_____	_____	_____

8^{ft} .72



ENVIRO SOIL TECH CONSULTANTS

Environmental & Geotechnical Consultants

131 TULLY ROAD, SAN JOSE, CALIFORNIA 95111

Tel: (408) 297-1500

Fax: (408) 292-2116

FILE NO.: 8-90-421-51

DATE: 8-16-07

DEPTH TO WELL: _____

DEPTH TO WATER: 11^{ft} .60

HEIGHT OF WATER COLUMN: _____

WELL NO.: STMU - 6

SAMPLER: Diaphragm

1 WELL VOLUME: _____

5 WELL VOLUME: _____

ACTUAL PURGED VOLUME: _____

CASING DIAMETER: 2"

_____ 4"

CALCULATIONS:

2" - x 0.1632 _____

4" - 0.653 _____

PURGE METHOD: _____ BAILER DISPLACEMENT PUMP _____ OTHER

SAMPLE METHOD: BAILER _____ OTHER

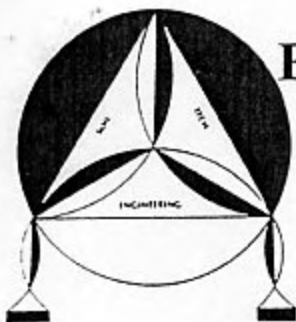
SHEEN: _____ NO YES, DESCRIBE: Rainbow

ODOR: NO _____ YES, DESCRIBE: _____

FIELD MEASUREMENTS

TIME	VOLUME	pH	TEMP.	E.C.
_____	<u>3 GAL</u>	<u>7.01</u>	<u>20.8</u>	<u>364</u>
_____	<u>6 GAL</u>	<u>6.94</u>	<u>19.8</u>	<u>696</u>
_____	<u>9 GAL</u>	<u>6.53</u>	<u>20.0</u>	<u>636</u>
_____	_____	_____	_____	_____
_____	_____	_____	_____	_____

12^{ft} .18



ENVIRO SOIL TECH CONSULTANTS

Environmental & Geotechnical Consultants

131 TULLY ROAD, SAN JOSE, CALIFORNIA 95111

Tel: (408) 297-1500

Fax: (408) 292-2116

FILE NO.: 8-90-421-51

DATE: 8-16-07

DEPTH TO WELL: _____

DEPTH TO WATER: 9^{ft}.06

HEIGHT OF WATER COLUMN: _____

WELL NO.: MU-2

SAMPLER: Richard Markley

1 WELL VOLUME: 0.4

5 WELL VOLUME: 2

ACTUAL PURGED VOLUME: 9

CASING DIAMETER: ✓ 2"

_____ 4"

CALCULATIONS:

2" - x 0.1632 2.44

4" - 0.653 _____

PURGE METHOD: _____ BAILER DISPLACEMENT PUMP _____ OTHER

SAMPLE METHOD: BAILER _____ OTHER

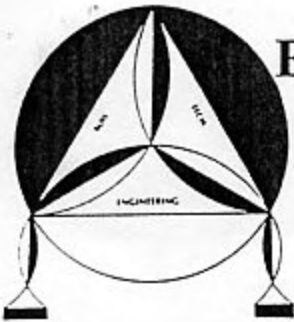
SHEEN: NO _____ YES, DESCRIBE: _____

ODOR: NO _____ YES, DESCRIBE: _____

FIELD MEASUREMENTS

TIME	VOLUME	pH	TEMP.	E.C.
_____	<u>3 GAL</u>	<u>7.18</u>	<u>22.3</u>	<u>287</u>
_____	<u>6 GAL</u>	<u>7.27</u>	<u>21.7</u>	<u>383</u>
_____	<u>9.5 GAL</u>	<u>6.89</u>	<u>20.9</u>	<u>426</u>
_____	_____	_____	_____	_____
_____	_____	_____	_____	_____

9^{ft} 118



ENVIRO SOIL TECH CONSULTANTS

Environmental & Geotechnical Consultants

131 TULLY ROAD, SAN JOSE, CALIFORNIA 95111

Tel: (408) 297-1500

Fax: (408) 292-2116

FILE NO.: 8-90-421-51

DATE: 8-16-07

DEPTH TO WELL: _____

DEPTH TO WATER: 8^{ft} .92

HEIGHT OF WATER COLUMN: _____

WELL NO.: MU-3

SAMPLER: Richmond

1 WELL VOLUME: 0.5

5 WELL VOLUME: 2.5

ACTUAL PURGED VOLUME: 9

CASING DIAMETER: ✓ 2"

_____ 4"

CALCULATIONS:

2" - x 0.1632 3.08

4" - 0.653 _____

PURGE METHOD: _____ BAILER ✓ DISPLACEMENT PUMP _____ OTHER

SAMPLE METHOD: ✓ BAILER _____ OTHER

SHEEN: ✓ NO _____ YES, DESCRIBE: _____

ODOR: _____ NO ✓ YES, DESCRIBE: PETRO

FIELD MEASUREMENTS

<u>TIME</u>	<u>VOLUME</u>	<u>pH</u>	<u>TEMP.</u>	<u>E.C.</u>
_____	<u>3 gpc</u>	<u>6.75</u>	<u>19.5</u>	<u>506</u>
_____	<u>6 gpc</u>	<u>6.60</u>	<u>19.3</u>	<u>488</u>
_____	<u>9 gpc</u>	<u>6.62</u>	<u>19.0</u>	<u>466</u>
_____	_____	_____	_____	_____
_____	_____	_____	_____	_____

8^{ft} .98