

May 20, 2003

Alameda County
MAY 22 2003
Environmental Health

Mr. Jeff Carson
Oro Loma Sanitary District
2600 Grant Avenue
San Lorenzo, California 94580

Re: **Monthly Discharge Report – April 2003**
Discharge Permit # SDP-037
ARCO Service Station #0608
17601 Hesperian Boulevard
San Lorenzo, California

Dear Mr. Carson:

On behalf of Atlantic Richfield Company (ARCO – an affiliated company of the Group Environmental Management Company, URS Corporation (URS) is operating a groundwater extraction and treatment (GWET) system at the site referenced above. This letter transmits GWET system operational data for the period between March 27, 2003 to April 24, 2003. (Tables 1 and 2). Operational parameters are summarized in the table shown below.


<i>Treatment System Status:</i>	<i>Operational</i>
<i>Reporting Period:</i>	03/27/03 to 04/24/03
<i>Period Volume Discharged:</i>	74,382 gallons
<i>Effluent pH Reading:</i>	6.95
<i>Average Flow Rates:</i>	03/27/03 – 04/10/03 1.86 gpm 04/10/03 – 04/24/03 1.83 gpm
<i>Analytical Reports:</i>	Attachment A
<i>O & M Field Information:</i>	Attachment B




If you have any questions regarding this project or require further information, please do not hesitate to call me at 510-874-3280.

Sincerely,

URS CORPORATION



Teresa Tamburello
Staff Engineer



Scott Robinson
Project Manager

Attachments: Table 1 - Treatment System Metered Volume
Table 2 - Treatment System Analytical Data
Attachment A - Certified Analytical Report and Chain-of-Custody
Documentation, April 24, 2003
Attachment B - Operation and Maintenance Field Logs

cc: Mr. Paul Supple, ARCO, P.O. Box 6549, Moraga, CA 94549
Mr. Ron Sykora/Mr. Robert L. Webster, David D. Bohannon Organization, 60 Hillsdale Mall,
San Mateo, CA 94403
Mr. John Kaiser, Regional Water Quality Control Board - San Francisco Bay Region, 1515
Clay Street, Suite 1400, Oakland, CA 94612
Mr. Amir K. Gholami, Alameda County Health Care Services Agency, 1131 Harbor Bay
Parkway, Alameda, California 94502

Table 1
Treatment System Metered Volume

ARCO Service Station 0608
17601 Hesperian Boulevard at Hacienda Avenue
San Lorenzo, California

Alameda County
MAY 22 2003
Environmental Health

Meter Reading Date	Hour Meter Reading (hours)	Total (hours)	Volume Reading (gallons)	Net Volume (gallons)	Cumulative Volume Removed† (gallons)	Average Flow Rate (gpm)	
06/05/00	a 29,593		979,800	3,200	3,200	2.1	
06/19/00	29,896		1,052,390	72,590	75,790	4.0	
06/28/00	30,062		1,082,340	29,950	105,740	3.0	
07/08/00	30,352		1,131,560	49,220	154,960	2.8	
07/26/00	30,749		1,196,420	64,860	219,820	2.7	
08/07/00	30,955		1,228,020	31,600	251,420	2.6	
08/29/00	31,309		1,276,650	48,630	300,050	2.3	
09/08/00	31,528		1,306,300	29,650	329,700	2.3	
09/28/00	32,011		1,368,410	62,110	391,810	2.1	
10/28/00	32,638		1,444,183	75,773	467,583	2.0	
11/30/00	33,399		1,534,960	90,777	558,360	2.0	
12/28/00	33,761		1,576,520	41,560	599,920	1.9	
01/04/01	33,924		1,595,340	18,820	618,740	1.9	
02/06/01	34,556		1,672,330	76,990	695,730	2.0	
03/08/01	34,776		1,698,860	26,530	722,260	2.0	
03/24/01	35,088		1,741,170	42,310	764,570	2.3	
04/05/01	35,310		1,767,530	26,360	790,930	2.0	
04/18/01	35,335		1,770,860	3,330	794,260	2.3	
05/04/01	35,716		1,812,690	41,830	836,090	1.8	
06/09/01	36,345		1,879,710	67,020	903,110	1.8	
07/05/01	b 36,469		1,897,180	17,470	920,580	2.3	
07/28/01	36,821		1,928,250	31,070	951,650	1.5	
08/14/01	c 36,822		1,928,510	260	951,910	5.4	
09/05/01	37,219		1,977,050	48,540	1,000,450	2.0	
10/05/01	37,932		2,040,950	63,900	1,064,350	1.5	
11/13/01	38,820		2,119,670	78,720	1,143,070	1.5	
12/11/01	39,496		2,186,530	66,860	1,209,930	1.6	
01/04/02	40,063		2,248,700	62,170	1,272,100	1.8	
01/31/02	40,716		2,321,310	72,610	1,344,710	1.9	
02/05/02	40,830		2,333,090	11,780	1,356,490	1.7	
02/25/02	40,831		2,333,270	180	1,356,670	1.7	
03/05/02	40,968		2,353,460	20,190	1,376,860	2.5	
04/08/02	41,735		2,448,360	94,900	1,471,760	2.1	
05/04/02	42,362		2,487,090	38,730	1,510,490	1.0	
05/31/02	42,832	d	2,503,380	16,290	1,526,780	0.6	
08/19/02	44,925		2,520,289	16,909	1,543,689	0.1	
10/03/02	44,956	e	2,520,582	293	1,543,982	N/A	
10/07/02	44,956	e	2,522,394	1,812	1,545,794	N/A	
10/24/02	44,956	e	2,527,898	5,504	1,551,298	N/A	
11/07/02	0	f	44,956	2,527,925	27	1,551,325	N/A
11/21/02	336		45,292	2,527,945	20	1,551,345	0.00
12/05/02	479	g	45,435	2,528,113	168	1,551,513	0.02

Table 1
Treatment System Metered Volume

ARCO Service Station 0608
17601 Hesperian Boulevard at Hacienda Avenue
San Lorenzo, California

Meter Reading Date	Hour Meter Reading (hours)		Total (hours)	Volume Reading (gallons)	Net Volume (gallons)	Cumulative Volume Removed† (gallons)	Average Flow Rate (gpm)
12/18/02	788 g		45,744	2,555,895	27,782	1,579,295	1.50
01/03/02	1,174 g		46,130	2,591,359	35,464	1,614,759	1.53
01/16/03	1,486 g		46,442	2,625,812	34,453	1,649,212	1.84
02/13/03	2,156 g		47,112	2,692,710	66,898	1,716,110	1.67
03/13/03	2,832		47,788	2,758,948	66,238	1,782,348	1.63
03/27/03	3,165		48,121	2,790,668	31,720	1,814,068	1.58
04/10/03	3,500		48,456	2,828,060	37,392	1,851,460	1.86
04/24/03	3,837		48,793	2,865,050	36,990	1,888,450	1.83
REPORTING PERIOD:						03/27/03 to 04/24/03	
PERIOD AVERAGE FLOW RATE (gpm):							1.85
PERIOD VOLUME DISCHARGED:							74,382

gpm = Gallons per minute

N/A = Not available or not applicable

Initial 3-hour startup pumping period May 31, 2000

- a. System restarted 6/5/00 (previously ran 9/25/91 - 8/21/95)
- b. System down during construction to main sewer line starting 6/25/01.
- c. System restarted 8/14/01 following completion of construction work.
- d. Hour meter reading not recorded. Estimated hours using last 3 months average.
- e. Hour meter reading not functioning.
- f. Hour meter replaced.
- g. An error in the table has been corrected to show correct flow rate values.

Table 2
Treatment System Analytical Data
Total Petroleum Hydrocarbons
(TPH as Gasoline and BTEX Compounds)

ARCO Service Station #0608
17601 Hesperian Boulevard at Hacienda Avenue
San Lorenzo, California

Date Sampled	TPH-g (µg/L)	Benzene (µg/L)	Toluene (µg/L)	Ethyl-benzene (µg/L)	Xylenes (µg/L)	MtBE (µg/L)	COD (mg/L)	TSS (mg/L)	pH (units)
INFL (influent to primary carbon)									
09/26/91	38	4.8	0.6	1.6	1.1	NS	NS	NS	NA
10/22/91	ND<30	ND<0.3	ND<0.3	ND<0.3	ND<0.3	NS	NS	NS	NA
11/22/91	ND<30	0.5	ND<0.3	ND<0.3	ND<0.3	NS	NS	NS	NA
12/19/91	ND<30	ND<0.3	ND<0.3	ND<0.3	ND<0.3	NS	NS	NS	NA
01/16/91	ND<30	ND<0.3	ND<0.3	ND<0.3	ND<0.3	NS	NS	NS	NA
02/19/92	370	14	0.34	14	2.4	NS	NS	NS	NA
03/17/92	160	18	0.32	0.56	1.6	NS	NS	NS	NA
04/15/92	200	11	ND<0.3	7.3	0.77	NS	NS	NS	NA
05/14/92	45	1.4	ND<0.3	ND<0.3	ND<0.3	NS	NS	NS	NA
06/19/92	ND<30	ND<0.3	ND<0.3	ND<0.3	ND<0.3	NS	NS	NS	NA
07/14/92	97	25	ND<0.5	8.5	ND<0.5	NS	NS	NS	NA
08/18/92	ND<50	ND<0.5	ND<0.5	ND<0.5	ND<0.5	NS	NS	NS	NA
09/15/92	ND<50	ND<0.5	ND<0.5	ND<0.5	ND<0.5	NS	NS	NS	NA
10/16/92	ND<50	ND<0.5	ND<0.5	ND<0.5	ND<0.5	NS	NS	NS	NA
11/18/92	ND<50	ND<0.5	ND<0.5	ND<0.5	ND<0.5	NS	NS	NS	NA
12/17/92	96	7.7	13	0.56	9.7	NS	NS	NS	NA
01/18/93	100	13	6.6	1.1	11	NS	NS	NS	NA
02/22/93	480	36	29	4.9	96	NS	NS	NS	NA
03/15/93	310	29	14	4.9	55	NS	NS	NS	NA
04/09/93	140	11	2.8	2.6	17	NS	NS	NS	NA
05/13/93	530	27	12	18	96	NS	NS	NS	NA
06/04/93	170	5.2	1.6	2.5	23	NS	NS	NS	NA
07/20/93	200	12	0.91	8.2	29	NS	NS	NS	NA
08/16/93	150	4.9	0.63	2.9	15	NS	NS	NS	NA
09/13/93	80	2.2	ND<0.5	ND<0.5	4.8	NS	NS	NS	NA
10/08/93	ND<50	ND<0.5	ND<0.5	ND<0.5	ND<0.5	NS	NS	NS	NA
11/19/93	ND<50	ND<0.5	ND<0.5	ND<0.5	ND<0.5	NS	NS	NS	NA
12/21/93	73	3.5	ND<0.5	1.9	8.4	NS	NS	NS	NA
01/18/94	60	3.1	ND<0.5	3.2	4.3	NS	NS	NS	NA
02/17/94	ND<50	2.5	ND<0.5	2.1	3.1	NS	NS	NS	NA
03/15/94	ND<50	ND<0.5	ND<0.5	ND<0.5	ND<0.5	NS	NS	NS	NA
04/21/94	110	7.8	ND<1.0	9.6	ND<1.0	NS	NS	NS	NA
05/13/94	230	8.3	ND<0.5	14	6.0	NS	NS	NS	NA
06/14/94	230	12	ND<0.5	16	1.5	NS	NS	NS	NA
07/14/94	270	6.9	ND<0.5	15	1.9	NS	NS	NS	NA
08/18/94	ND<50	1.8	ND<0.5	1.5	ND<0.5	NS	NS	NS	NA
09/12/94	ND<50	ND<0.5	ND<0.5	ND<0.5	ND<0.5	NS	NS	NS	NA
10/18/94	ND<50	ND<0.5	ND<0.5	ND<0.5	ND<0.5	NS	NS	NS	NA
11/05/94	ND<50	0.66	ND<0.5	2.6	ND<0.5	NS	NS	NS	NA
12/05/94	470	32	0.59	29	6.2	NS	NS	NS	NA
01/04/95	ND<50	1.1	ND<0.50	1.4	ND<0.50	NS	NS	NS	NA
02/06/95	100	2.4	1.1	1.2	2.8	NS	NS	NS	NA
03/02/95	ND<50	ND<0.50	ND<0.50	ND<0.50	ND<0.50	NS	NS	NS	NA
04/04/95	290	6.6	ND<0.50	10	1.7	NS	NS	NS	NA
05/02/95	240	7.1	ND<0.50	3.2	1.6	NS	NS	NS	NA
06/05/95	ND<50	ND<0.50	ND<0.50	ND<0.50	ND<0.50	NS	NS	NS	NA
07/06/95	270	2.4	ND<0.50	7.6	1.0	NS	NS	NS	NA
08/21/95	230	1.8	ND<0.50	1.6	0.9	NS	NS	NS	NA
06/05/00	700	7.24	ND<1.00	2.11	ND<1.00	361	NS	NS	NA
07/08/00	133	5.09	0.598	ND<0.500	ND<0.500	272	NS	NS	NA

Table 2
Treatment System Analytical Data
Total Petroleum Hydrocarbons
(TPH as Gasoline and BTEX Compounds)

ARCO Service Station #0608
17601 Hesperian Boulevard at Hacienda Avenue
San Lorenzo, California

Date Sampled	TPH-g ($\mu\text{g/L}$)	Benzene ($\mu\text{g/L}$)	Toluene ($\mu\text{g/L}$)	Ethyl- benzene ($\mu\text{g/L}$)	Xylenes ($\mu\text{g/L}$)	MtBE ($\mu\text{g/L}$)	COD (mg/L)	TSS (mg/L)	pH (units)
INFL (influent to primary carbon) (cont.)									
08/10/00	144	2.80	ND<0.500	1.04	ND<0.500	126	NS	NS	NA
09/08/00	261	2.74	0.826	0.626	ND<0.500	120	NS	NS	NA
10/10/00	114	ND<0.500	1.68	0.843	ND<0.500	ND<2.50	NS	NS	NA
11/07/00	128	ND<0.500	ND<0.500	ND<0.500	ND<0.500	98.6	NS	NS	NA
12/05/00	167	0.775	ND<0.500	ND<0.500	ND<0.500	104	NS	NS	NA
01/04/01	ND<50.0	ND<0.500	ND<0.500	ND<0.500	ND<0.500	86.8	NS	NS	NA
02/06/01	203	0.572	ND<0.500	0.513	ND<0.500	80.5	NS	NS	NA
03/08/01	219	ND<0.500	6.16	1.21	0.682	81.0	NS	NS	NA
04/18/01	74.5	ND<0.500	ND<0.500	ND<0.500	ND<0.500	97.5	NS	NS	NA
05/04/01	63.3	ND<0.500	ND<0.500	ND<0.500	ND<0.500	93.2	NS	NS	NA
06/09/01	64	ND<0.50	ND<0.50	ND<0.50	ND<0.50	71	NS	NS	NA
07/05/01	100	ND<0.50	2.5	ND<0.50	ND<0.50	430	NS	NS	NA
08/14/01	290	2.2	3.5	ND<1.0	ND<1.0	870	NS	NS	NA
09/05/01	ND<100	ND<1.0	ND<1.0	ND<1.0	ND<1.0	340	NS	NS	NA
10/05/01	ND<50	ND<0.50	ND<0.50	ND<0.50	ND<0.50	150	NS	NS	NA
11/13/01	ND<50	ND<0.50	ND<0.50	ND<0.50	ND<0.50	92	NS	NS	NA
12/11/01	65	ND<0.50	0.58	ND<0.50	ND<0.50	83	NS	NS	NA
01/04/02	ND<50	ND<0.50	ND<0.50	ND<0.50	ND<0.50	140	NS	NS	NA
02/05/02	100	ND<0.50	ND<0.50	ND<0.50	ND<0.50	190	NS	NS	NA
03/05/02	150	ND<1.2	ND<1.2	ND<1.2	ND<1.2	350	NS	NS	NA
04/08/02	400	9.6	ND<1.0	1.4	ND<1.0	260	NS	NS	NA
05/16/02	310	ND<1.0	ND<1.0	ND<1.0	ND<1.0	330	NS	NS	NA
10/07/02	160	4.1	ND<1.0	ND<1.0	ND<1.0	130	NS	NS	NA
11/07/02	250	ND<0.50	10	0.70	0.77	210	NS	NS	NA
12/05/02	220	ND<1.0	ND<1.0	ND<1.0	ND<1.0	110	NS	NS	NA
01/03/03	170	ND<1.0	ND<1.0	ND<1.0	ND<1.0	140	NS	NS	NA
02/13/03	ND<250	ND<2.5	ND<2.5	ND<2.5	ND<2.5	66	NS	NS	NA
03/27/03	110	ND<0.50	ND<0.50	ND<0.50	ND<0.50	71	NS	NS	NA
04/24/03	120	ND<0.50	ND<0.50	ND<0.50	ND<0.50	56	NS	NS	NA

Table 2
Treatment System Analytical Data
Total Petroleum Hydrocarbons
(TPH as Gasoline and BTEX Compounds)

ARCO Service Station #0608
17601 Hesperian Boulevard at Hacienda Avenue
San Lorenzo, California

Date Sampled	TPH-g ($\mu\text{g/L}$)	Benzene ($\mu\text{g/L}$)	Toluene ($\mu\text{g/L}$)	Ethyl- benzene ($\mu\text{g/L}$)	Xylenes ($\mu\text{g/L}$)	MtBE ($\mu\text{g/L}$)	COD (mg/L)	TSS (mg/L)	pH (units)
MID-1 (between primary and secondary carbons)									
09/26/91	ND<30	ND<0.3	ND<0.3	ND<0.3	ND<0.3	NS	NS	NS	NA
10/22/91	ND<30	ND<0.3	ND<0.3	ND<0.3	ND<0.3	NS	NS	NS	NA
12/19/91	ND<30	ND<0.3	ND<0.3	ND<0.3	ND<0.3	NS	NS	NS	NA
01/16/91	ND<30	ND<0.3	ND<0.3	ND<0.3	ND<0.3	NS	NS	NS	NA
02/19/92	ND<30	ND<0.3	ND<0.3	ND<0.3	ND<0.3	NS	NS	NS	NA
03/17/92	ND<30	ND<0.3	ND<0.3	ND<0.3	ND<0.3	NS	NS	NS	NA
04/15/92	ND<30	ND<0.3	ND<0.3	ND<0.3	ND<0.3	NS	NS	NS	NA
05/14/92	ND<30	ND<0.3	ND<0.3	ND<0.3	ND<0.3	NS	NS	NS	NA
06/19/92	ND<30	ND<0.3	ND<0.3	ND<0.3	ND<0.3	NS	NS	NS	NA
07/14/92	NS	NS	NS	NS	NS	NS	NS	NS	NA
08/18/92	NS	NS	NS	NS	NS	NS	NS	NS	NA
09/15/92	NS	NS	NS	NS	NS	NS	NS	NS	NA
10/16/92	NS	NS	NS	NS	NS	NS	NS	NS	NA
11/18/92	NS	NS	NS	NS	NS	NS	NS	NS	NA
12/17/92	NS	NS	NS	NS	NS	NS	NS	NS	NA
01/18/93	NS	NS	NS	NS	NS	NS	NS	NS	NA
02/22/93	NS	NS	NS	NS	NS	NS	NS	NS	NA
03/15/93	NS	NS	NS	NS	NS	NS	NS	NS	NA
04/09/93	NS	NS	NS	NS	NS	NS	NS	NS	NA
05/13/93	NS	NS	NS	NS	NS	NS	NS	NS	NA
06/04/93	NS	NS	NS	NS	NS	NS	NS	NS	NA
07/14/94	ND	ND	ND	ND	ND	NS	NS	NS	NA
08/17/94	NS	NS	NS	NS	NS	NS	NS	NS	NA
09/12/94	NS	NS	NS	NS	NS	NS	NS	NS	NA
10/18/94	NS	NS	NS	NS	NS	NS	NS	NS	NA
11/05/94	NS	NS	NS	NS	NS	NS	NS	NS	NA
12/05/94	NS	NS	NS	NS	NS	NS	NS	NS	NA
01/04/95	NS	NS	NS	NS	NS	NS	NS	NS	NA
02/06/95	NS	NS	NS	NS	NS	NS	NS	NS	NA
03/02/95	NS	NS	NS	NS	NS	NS	NS	NS	NA
06/05/00	ND<50.0	ND<0.500	ND<0.500	ND<0.500	ND<0.500	ND<2.50	NS	NS	NA
07/08/00	ND<50.0	ND<0.500	ND<0.500	ND<0.500	ND<0.500	ND<2.50	NS	NS	NA
08/10/00	ND<50.0	ND<0.500	ND<0.500	ND<0.500	ND<0.500	ND<5.00	NS	NS	NA
09/08/00	ND<50.0	ND<0.500	ND<0.500	ND<0.500	ND<0.500	ND<2.50	NS	NS	NA
10/10/00	ND<50.0	ND<0.500	ND<0.500	ND<0.500	ND<0.500	ND<2.50	NS	NS	NA
11/07/00	ND<50.0	ND<0.500	ND<0.500	ND<0.500	ND<0.500	ND<2.50	NS	NS	NA
12/05/00	ND<50.0	ND<0.500	ND<0.500	ND<0.500	ND<0.500	ND<2.50	NS	NS	NA
01/04/01	ND<50.0	ND<0.500	ND<0.500	ND<0.500	ND<0.500	ND<2.50	NS	NS	NA
02/06/01	ND<50.0	ND<0.500	ND<0.500	ND<0.500	ND<0.500	ND<2.50	NS	NS	NA
03/08/01	ND<50.0	ND<0.500	ND<0.500	ND<0.500	ND<0.500	ND<2.50	NS	NS	NA
04/18/01	ND<50.0	ND<0.500	ND<0.500	ND<0.500	ND<0.500	ND<2.50	NS	NS	NA
05/04/01	ND<50.0	ND<0.500	ND<0.500	ND<0.500	ND<0.500	ND<2.50	NS	NS	NA
06/09/01	ND<50	ND<0.50	ND<0.50	ND<0.50	ND<0.50	ND<2.5	NS	NS	NA
07/05/01	ND<50	ND<0.50	ND<0.50	ND<0.50	ND<0.50	ND<2.5	NS	NS	NA
08/14/01	ND<50	ND<0.50	ND<0.50	ND<0.50	ND<0.50	ND<2.5	NS	NS	NA
09/05/01	ND<50	ND<0.50	ND<0.50	ND<0.50	ND<0.50	ND<2.5	NS	NS	NA
10/05/01	ND<50	ND<0.50	ND<0.50	ND<0.50	ND<0.50	ND<2.5	NS	NS	NA
11/13/01	ND<50	ND<0.50	ND<0.50	ND<0.50	ND<0.50	3.3	NS	NS	NA
12/11/01	ND<50	ND<0.50	ND<0.50	ND<0.50	ND<0.50	5.7	NS	NS	NA
01/04/02	ND<50	ND<0.50	ND<0.50	ND<0.50	ND<0.50	9.0	NS	NS	NA
02/05/02	ND<50	ND<0.50	ND<0.50	ND<0.50	ND<0.50	26	NS	NS	NA

Table 2
Treatment System Analytical Data
Total Petroleum Hydrocarbons
(TPH as Gasoline and BTEX Compounds)

ARCO Service Station #0608
17601 Hesperian Boulevard at Hacienda Avenue
San Lorenzo, California

Date Sampled	TPH-g (µg/L)	Benzene (µg/L)	Toluene (µg/L)	Ethyl- benzene (µg/L)	Xylenes (µg/L)	MtBE (µg/L)	COD (mg/L)	TSS (mg/L)	pH (units)
MID-1 (cont.)									
03/05/02	ND<50	ND<0.50	ND<0.50	ND<0.50	ND<0.50	17	NS	NS	NA
04/08/02	ND<50	ND<0.50	ND<0.50	ND<0.50	ND<0.50	39	NS	NS	NA
05/16/02	ND<50	ND<0.50	ND<0.50	ND<0.50	ND<0.50	58	NS	NS	NA
10/07/02	ND<50	ND<0.50	ND<0.50	ND<0.50	ND<0.50	55	NS	NS	NA
11/07/02	ND<50	ND<0.50	ND<0.50	ND<0.50	ND<0.50	100	NS	NS	NA
12/05/02	ND<50	ND<0.50	ND<0.50	ND<0.50	ND<0.50	51	NS	NS	NA
01/03/03	ND<50	ND<0.50	ND<0.50	ND<0.50	ND<0.50	66	NS	NS	NA
02/13/03	ND<250	ND<2.5	ND<2.5	ND<2.5	ND<2.5	130	NS	NS	NA
03/27/03	ND<250	ND<2.5	ND<2.5	ND<2.5	ND<2.5	120	NS	NS	NA
04/24/03	280	ND<2.5	ND<2.5	ND<2.5	ND<2.5	110	NS	NS	NA
MID-2 (between secondary and tertiary carbons)									
06/05/00	ND<50.0	ND<0.500	ND<0.500	ND<0.500	ND<0.500	ND<2.50	NS	NS	NA
07/08/00	NS	NS	NS	NS	NS	NS	NS	NS	NA
09/08/00	NS	NS	NS	NS	NS	NS	NS	NS	NA
10/10/00	NS	NS	NS	NS	NS	NS	NS	NS	NA
11/07/00	NS	NS	NS	NS	NS	NS	NS	NS	NA
12/05/00	NS	NS	NS	NS	NS	NS	NS	NS	NA
01/04/01	ND<50.0	ND<0.500	ND<0.500	ND<0.500	ND<0.500	ND<2.50	NS	NS	NA
02/06/01	ND<50.0	ND<0.500	ND<0.500	ND<0.500	ND<0.500	ND<2.50	NS	NS	NA
03/08/01	ND<50.0	ND<0.500	ND<0.500	ND<0.500	ND<0.500	ND<2.50	NS	NS	NA
04/18/01	ND<50.0	ND<0.500	ND<0.500	ND<0.500	ND<0.500	ND<2.50	NS	NS	NA
05/04/01	ND<50.0	ND<0.500	ND<0.500	ND<0.500	ND<0.500	ND<2.50	NS	NS	NA
06/09/01	ND<50	ND<0.50	ND<0.50	ND<0.50	ND<0.50	ND<2.5	NS	NS	NA
07/05/01	ND<50	ND<0.50	ND<0.50	ND<0.50	ND<0.50	ND<2.5	NS	NS	NA
08/14/01	ND<50	ND<0.50	ND<0.50	ND<0.50	ND<0.50	ND<2.5	NS	NS	NA
09/05/01	ND<50	ND<0.50	ND<0.50	ND<0.50	ND<0.50	ND<2.5	NS	NS	NA
10/05/01	ND<50	ND<0.50	ND<0.50	ND<0.50	ND<0.50	ND<2.5	NS	NS	NA
11/13/01	ND<50	ND<0.50	ND<0.50	ND<0.50	ND<0.50	ND<2.5	NS	NS	NA
12/11/01	ND<50	ND<0.50	ND<0.50	ND<0.50	ND<0.50	ND<2.5	NS	NS	NA
01/04/02	ND<50	ND<0.50	ND<0.50	ND<0.50	ND<0.50	ND<2.5	NS	NS	NA
02/05/02	ND<50	ND<0.50	ND<0.50	ND<0.50	ND<0.50	ND<2.5	NS	NS	NA
03/05/02	ND<50	ND<0.50	ND<0.50	ND<0.50	ND<0.50	ND<2.5	NS	NS	NA
04/08/02	ND<50	ND<0.50	ND<0.50	ND<0.50	ND<0.50	4.7	NS	NS	NA
05/16/02	ND<50	ND<0.50	ND<0.50	ND<0.50	ND<0.50	ND<2.5	NS	NS	NA
10/07/02	ND<50	ND<0.50	ND<0.50	ND<0.50	ND<0.50	ND<2.5	NS	NS	NA
11/07/02	ND<50	ND<0.50	ND<0.50	ND<0.50	ND<0.50	ND<2.5	NS	NS	NA
12/05/02	ND<50	ND<0.50	ND<0.50	ND<0.50	ND<0.50	ND<2.5	NS	NS	NA
01/03/03	ND<50	ND<0.50	ND<0.50	ND<0.50	ND<0.50	ND<2.5	NS	NS	NA
02/13/03	ND<50	ND<0.50	ND<0.50	ND<0.50	ND<0.50	1.0	NS	NS	NA
03/27/03	ND<50	ND<0.50	ND<0.50	ND<0.50	ND<0.50	0.94	NS	NS	NA
04/24/03	ND<50	ND<0.50	ND<0.50	ND<0.50	ND<0.50	0.95	NS	NS	NA

Table 2
Treatment System Analytical Data
Total Petroleum Hydrocarbons
(TPH as Gasoline and BTEX Compounds)

ARCO Service Station #0608
17601 Hesperian Boulevard at Hacienda Avenue
San Lorenzo, California

Date Sampled	TPH-g (µg/L)	Benzene (µg/L)	Toluene (µg/L)	Ethyl- benzene (µg/L)	Xylenes (µg/L)	MtBE (µg/L)	COD (mg/L)	TSS (mg/L)	pH (units)
EFFL (effluent to sewer)									
09/26/91	ND<30	ND<0.3	ND<0.3	ND<0.3	ND<0.3	NS	NS	NS	NA
10/22/91	ND<30	ND<0.3	ND<0.3	ND<0.3	ND<0.3	NS	NS	NS	NA
11/22/91	ND<30	ND<0.3	ND<0.3	ND<0.3	ND<0.3	NS	NS	NS	NA
12/19/91	ND<30	ND<0.3	ND<0.3	ND<0.3	ND<0.3	NS	NS	NS	NA
01/16/91	ND<30	ND<0.3	ND<0.3	ND<0.3	ND<0.3	NS	NS	NS	NA
02/19/92	ND<30	ND<0.3	ND<0.3	ND<0.3	ND<0.3	NS	NS	NS	NA
03/17/92	ND<30	ND<0.3	ND<0.3	ND<0.3	ND<0.3	NS	NS	NS	NA
04/15/92	ND<30	ND<0.3	ND<0.3	ND<0.3	ND<0.3	NS	NS	NS	NA
05/14/92	ND<30	ND<0.3	ND<0.3	ND<0.3	ND<0.3	NS	NS	NS	NA
06/19/92	ND<30	ND<0.3	ND<0.3	ND<0.3	ND<0.3	NS	NS	NS	NA
07/14/92	ND<50	ND<0.5	ND<0.5	ND<0.5	ND<0.5	NS	NS	NS	NA
08/18/92	ND<50	ND<0.5	ND<0.5	ND<0.5	ND<0.5	NS	NS	NS	NA
09/15/92	ND<50	ND<0.5	ND<0.5	ND<0.5	ND<0.5	NS	NS	NS	NA
10/16/92	ND<50	ND<0.5	ND<0.5	ND<0.5	ND<0.5	NS	NS	NS	NA
11/18/92	ND<50	ND<0.5	ND<0.5	ND<0.5	ND<0.5	NS	NS	NS	NA
12/17/92	ND<50	ND<0.5	ND<0.5	ND<0.5	ND<0.5	NS	NS	NS	NA
01/18/93	ND<50	ND<0.5	ND<0.5	ND<0.5	ND<0.5	NS	NS	NS	NA
02/22/93	ND<50	ND<0.5	ND<0.5	ND<0.5	ND<0.5	NS	NS	NS	NA
03/15/93	ND<50	ND<0.5	ND<0.5	ND<0.5	ND<0.5	NS	NS	NS	NA
04/09/93	ND<50	ND<0.5	ND<0.5	ND<0.5	ND<0.5	NS	NS	NS	NA
05/13/93	ND<50	ND<0.5	ND<0.5	ND<0.5	ND<0.5	NS	NS	NS	NA
06/04/93	ND<50	ND<0.5	ND<0.5	ND<0.5	ND<0.5	NS	NS	NS	NA
07/20/93	ND<50	ND<0.5	ND<0.5	ND<0.5	ND<0.5	NS	NS	NS	NA
08/16/93	ND<50	ND<0.5	ND<0.5	ND<0.5	ND<0.5	NS	NS	NS	NA
09/13/93	ND<50	ND<0.5	ND<0.5	ND<0.5	ND<0.5	NS	NS	NS	NA
10/08/93	ND<50	ND<0.5	ND<0.5	ND<0.5	ND<0.5	NS	NS	NS	NA
11/19/93	ND<50	ND<0.5	ND<0.5	ND<0.5	ND<0.5	NS	NS	NS	NA
12/21/93	ND<50	ND<0.5	ND<0.5	ND<0.5	ND<0.5	NS	NS	NS	NA
01/18/94	ND<50	ND<0.5	ND<0.5	ND<0.5	ND<0.5	NS	NS	NS	NA
02/17/94	ND<50	ND<0.5	ND<0.5	ND<0.5	ND<0.5	NS	NS	NS	NA
03/15/94	ND<50	ND<0.5	ND<0.5	ND<0.5	ND<0.5	NS	NS	NS	NA
04/21/94	ND<50	ND<0.5	ND<0.5	ND<0.5	ND<0.5	NS	NS	NS	NA
05/13/94	ND<50	ND<0.5	ND<0.5	ND<0.5	ND<0.5	NS	NS	NS	NA
06/14/94	ND<50	ND<0.5	ND<0.5	ND<0.5	ND<0.5	NS	NS	NS	NA
07/14/94	ND<50	ND<0.5	ND<0.5	ND<0.5	ND<0.5	NS	NS	NS	NA
08/17/94	ND<50	ND<0.5	ND<0.5	ND<0.5	ND<0.5	NS	NS	NS	NA
09/12/94	ND<50	ND<0.5	ND<0.5	ND<0.5	ND<0.5	NS	NS	NS	NA
10/18/94	ND<50	ND<0.5	ND<0.5	ND<0.5	ND<0.5	NS	NS	NS	NA
11/05/94	ND<50	ND<0.5	ND<0.5	ND<0.5	ND<0.5	NS	NS	NS	NA
12/05/94	ND<50	ND<0.5	ND<0.5	ND<0.5	ND<0.5	NS	NS	NS	NA
01/04/95	ND<50	ND<0.50	ND<0.50	ND<0.50	ND<0.50	NS	NS	NS	NA
02/06/95	ND<50	ND<0.50	ND<0.50	ND<0.50	ND<0.50	NS	NS	NS	NA
03/02/95	ND<50	ND<0.50	ND<0.50	ND<0.50	ND<0.50	NS	NS	NS	NA
04/04/95	ND<50	ND<0.50	ND<0.50	ND<0.50	ND<0.50	NS	NS	NS	NA
05/02/95	ND<50	ND<0.50	ND<0.50	ND<0.50	ND<0.50	NS	NS	NS	NA
06/05/95	ND<50	ND<0.50	ND<0.50	ND<0.50	ND<0.50	NS	NS	NS	NA
07/06/95	ND<50	ND<0.50	ND<0.50	ND<0.50	ND<0.50	NS	NS	NS	NA
08/21/95	ND<50	ND<0.50	ND<0.50	ND<0.50	ND<0.50	NS	NS	NS	NA
06/05/00	ND<50.0	ND<0.500	ND<0.500	ND<0.500	ND<0.500	ND<2.50	NS	NS	7.19
06/12/00	ND<50.0	NS	NS	NS	NS	NS	NS	NS	NA
07/08/00	ND<50.0	ND<0.500	ND<0.500	ND<0.500	ND<0.500	ND<2.50	32.1	ND<10.0	7.08

Table 2
Treatment System Analytical Data
Total Petroleum Hydrocarbons
(TPH as Gasoline and BTEX Compounds)

ARCO Service Station #0608
17601 Hesperian Boulevard at Hacienda Avenue
San Lorenzo, California

Date Sampled	TPH-g (µg/L)	Benzene (µg/L)	Toluene (µg/L)	Ethyl- benzene (µg/L)	Xylenes (µg/L)	MtBE (µg/L)	COD (mg/L)	TSS (mg/L)	pH (units)
EFFL (effluent to sewer) (cont.)									
08/10/00	ND<50.0	ND<0.500	ND<0.500	ND<0.500	ND<0.500	ND<5.00	23.4	ND<10.0	6.67
09/08/00	ND<50.0	ND<0.500	ND<0.500	ND<0.500	ND<0.500	ND<2.50	29.2	ND<10.0	6.82
10/10/00	ND<50.0	ND<0.500	ND<0.500	ND<0.500	ND<0.500	ND<2.50	ND<20.0	ND<10.0	7.25
11/07/00	ND<50.0	ND<0.500	ND<0.500	ND<0.500	ND<0.500	ND<2.50	ND<20.0	ND<10.0	7.24
12/05/00	ND<50.0	ND<0.500	ND<0.500	ND<0.500	ND<0.500	ND<2.50	44.0	ND<10.0	7.48
01/04/01	ND<50.0	ND<0.500	ND<0.500	ND<0.500	ND<0.500	ND<2.50	ND<20.0	ND<10.0	7.00
02/06/01	ND<50.0	ND<0.500	ND<0.500	ND<0.500	ND<0.500	ND<2.50	ND<20.0	10.7	7.03
03/08/01	ND<50.0	ND<0.500	ND<0.500	ND<0.500	ND<0.500	ND<2.50	ND<20.0	ND<10.0	7.04
04/18/01	ND<50.0	ND<0.500	ND<0.500	ND<0.500	ND<0.500	ND<2.50	28.5	ND<10.0	7.06
05/04/01	ND<50.0	ND<0.500	ND<0.500	ND<0.500	ND<0.500	ND<2.50	ND<20.0	ND<10.0	7.31
06/09/01	ND<50	ND<0.50	ND<0.50	ND<0.50	ND<0.50	ND<2.5	34	ND<10	7.05
07/05/01	ND<50	ND<0.50	ND<0.50	ND<0.50	ND<0.50	ND<2.5	ND<20	ND<10	7.10
08/14/01	ND<50	ND<0.50	ND<0.50	ND<0.50	ND<0.50	ND<2.5	ND<20	14	7.09
09/05/01	ND<50	ND<0.50	ND<0.50	ND<0.50	ND<0.50	ND<2.5	70	ND<10	7.07
10/05/01	ND<50	ND<0.50	ND<0.50	ND<0.50	ND<0.50	ND<2.5	55	ND<10	6.89
11/13/01	ND<50	ND<0.50	ND<0.50	ND<0.50	ND<0.50	ND<2.5	150	ND<10	6.98
12/11/01	ND<50	ND<0.50	ND<0.50	ND<0.50	ND<0.50	ND<2.5	34	ND<10	7.01
01/04/02	ND<50	ND<0.50	ND<0.50	ND<0.50	ND<0.50	ND<2.5	52	ND<10	7.22
02/05/02	ND<50	ND<0.50	ND<0.50	ND<0.50	ND<0.50	ND<2.5	ND<20	ND<10	6.91
03/05/02	ND<50	ND<0.50	ND<0.50	ND<0.50	ND<0.50	ND<2.5	ND<20	ND<10	6.77
04/08/02	ND<50	ND<0.50	ND<0.50	ND<0.50	ND<0.50	ND<2.5	ND<20	ND<10	6.52
05/16/02	ND<50	ND<0.50	ND<0.50	ND<0.50	ND<0.50	ND<2.5	ND<20	ND<10	6.60
10/07/02	ND<50	ND<0.50	ND<0.50	ND<0.50	ND<0.50	ND<2.5	NS	NS	NA
11/07/02	ND<50	ND<0.50	ND<0.50	ND<0.50	0.74	ND<2.5	ND<30	ND<10	7.80
12/05/02	ND<50	ND<0.50	ND<0.50	ND<0.50	ND<0.50	ND<2.0	ND<30	ND<10	7.40
01/03/03	ND<50	ND<0.50	ND<0.50	ND<0.50	ND<0.50	ND<2.5	ND<30	ND<10	7.50
02/13/03	ND<50	ND<0.50	ND<0.50	ND<0.50	ND<0.50	ND<0.50	ND<30	ND<10	7.15
03/27/03	ND<50	ND<0.50	ND<0.50	ND<0.50	ND<0.50	ND<0.50	32	ND<10	7.5
04/24/03	ND<50	ND<0.50	ND<0.50	ND<0.50	ND<0.50	ND<0.50	ND<30	ND<10	6.95

TPH =Total purgeable petroleum hydrocarbons
MtBE =Methyl tert Butyl Ether
COD =Chemical oxygen demand
TSS =Total suspended solids
µg/L =Micrograms per liter
mg/L =Miligrams per liter
ND< =Denotes minimum laboratory reporting limit.
NA =Not applicable or not available
NS =Not sampled

Note: The data within this table collected prior to May 2002 was provided to URS by Group Environmental Management Company and their previous consultants. URS has not verified the accuracy of this information. Beginning 02/13/03 all constituents are analyzed with EPA Method 8260B.

ATTACHMENT A

**CERTIFIED ANALYTICAL REPORT
AND CHAIN-OF-CUSTODY DOCUMENTATION
APRIL 24, 2003**



8 May, 2003

Scott Robinson
URS Corporation
500 12th Street, Suite 100
Oakland, CA 94607

RE: ARCO #608, San Lorenzo, Ca
Sequoia Work Order: MMD0783

Enclosed are the results of analyses for samples received by the laboratory on 04/25/03 19:40. If you have any questions concerning this report, please feel free to contact me.

Sincerely,

Latonya Pelt
Project Manager

CA ELAP Certificate #1210



URS Corporation
500 12th Street, Suite 100
Oakland CA, 94607

Project: ARCO #608, San Lorenzo, Ca
Project Number: N/P
Project Manager: Scott Robinson

MMD0783
Reported:
05/08/03 09:05

ANALYTICAL REPORT FOR SAMPLES

Sample ID	Laboratory ID	Matrix	Date Sampled	Date Received
INFL	MMD0783-01	Water	04/24/03 13:15	04/25/03 19:40
MID-1	MMD0783-02	Water	04/24/03 13:10	04/25/03 19:40
MID-2	MMD0783-03	Water	04/24/03 13:05	04/25/03 19:40
EFFL	MMD0783-04	Water	04/24/03 13:00	04/25/03 19:40

There were no custody seals that were received with this project.

URS Corporation
 500 12th Street, Suite 100
 Oakland CA, 94607

 Project: ARCO #608, San Lorenzo, Ca
 Project Number: N/P
 Project Manager: Scott Robinson

 MMD0783
 Reported:
 05/08/03 09:05

Total Purgeable Hydrocarbons (C6-C10) and Volatile Organic Compounds by EPA method 8260B
Sequoia Analytical - Morgan Hill

Analyte	Result	Reporting Limit	Units	Dilution	Batch	Prepared	Analyzed	Method	Notes
INFL (MMD0783-01) Water Sampled: 04/24/03 13:15 Received: 04/25/03 19:40									
Methyl tert-butyl ether	56	0.50	ug/l	1	3E01005	05/01/03	05/01/03	EPA 8260B	
Benzene	ND	0.50	"	"	"	"	"	"	
Toluene	ND	0.50	"	"	"	"	"	"	
Ethylbenzene	ND	0.50	"	"	"	"	"	"	
Xylenes (total)	ND	0.50	"	"	"	"	"	"	
Gasoline Range Organics (C6-C10)	120	50	"	"	"	"	"	"	
<i>Surrogate: 1,2-Dichloroethane-d4</i>		97.8 %	78-129		"	"	"	"	
MID-1 (MMD0783-02) Water Sampled: 04/24/03 13:10 Received: 04/25/03 19:40									
Methyl tert-butyl ether	110	2.5	ug/l	5	3E01005	05/01/03	05/01/03	EPA 8260B	
Benzene	ND	2.5	"	"	"	"	"	"	
Toluene	ND	2.5	"	"	"	"	"	"	
Ethylbenzene	ND	2.5	"	"	"	"	"	"	
Xylenes (total)	ND	2.5	"	"	"	"	"	"	
Gasoline Range Organics (C6-C10)	280	250	"	"	"	"	"	"	HC-19
<i>Surrogate: 1,2-Dichloroethane-d4</i>		90.2 %	78-129		"	"	"	"	
MID-2 (MMD0783-03) Water Sampled: 04/24/03 13:05 Received: 04/25/03 19:40									
Methyl tert-butyl ether	0.95	0.50	ug/l	1	3E01005	05/01/03	05/01/03	EPA 8260B	
Benzene	ND	0.50	"	"	"	"	"	"	
Toluene	ND	0.50	"	"	"	"	"	"	
Ethylbenzene	ND	0.50	"	"	"	"	"	"	
Xylenes (total)	ND	0.50	"	"	"	"	"	"	
Gasoline Range Organics (C6-C10)	ND	50	"	"	"	"	"	"	
<i>Surrogate: 1,2-Dichloroethane-d4</i>		93.8 %	78-129		"	"	"	"	



URS Corporation
500 12th Street, Suite 100
Oakland CA, 94607

Project: ARCO #608, San Lorenzo, Ca
Project Number: N/P
Project Manager: Scott Robinson

MMD0783
Reported:
05/08/03 09:05

**Total Purgeable Hydrocarbons (C6-C10) and Volatile Organic Compounds by EPA method 8260B
Sequoia Analytical - Morgan Hill**

Analyte	Result	Reporting Limit	Units	Dilution	Batch	Prepared	Analyzed	Method	Notes
EFFL (MMD0783-04) Water Sampled: 04/24/03 13:00 Received: 04/25/03 19:40									
Methyl tert-butyl ether	ND	0.50	ug/l	1	3E01005	05/01/03	05/01/03	EPA 8260B	
Benzene	ND	0.50	"	"	"	"	"	"	
Toluene	ND	0.50	"	"	"	"	"	"	
Ethylbenzene	ND	0.50	"	"	"	"	"	"	
Xylenes (total)	ND	0.50	"	"	"	"	"	"	
Gasoline Range Organics (C6-C10)	ND	50	"	"	"	"	"	"	
Surrogate: 1,2-Dichloroethane-d4		90.0 %		78-129	"	"	"	"	



URS Corporation
500 12th Street, Suite 100
Oakland CA, 94607

Project: ARCO #608, San Lorenzo, Ca
Project Number: N/P
Project Manager: Scott Robinson

MMD0783
Reported:
05/08/03 09:05

**Conventional Chemistry Parameters by APHA/EPA Methods
Sequoia Analytical - Morgan Hill**

Analyte	Result	Reporting		Units	Dilution	Batch	Prepared	Analyzed	Method	Notes
		Limit								
EFFL (MMD0783-04) Water Sampled: 04/24/03 13:00 Received: 04/25/03 19:40										
Chemical Oxygen Demand	ND	30		mg/l	1	3E07036	05/07/03	05/07/03	EPA 410.4	
Total Suspended Solids	ND	10		"	"	3D26004	04/25/03	04/26/03	EPA 160.2	

URS Corporation
 500 12th Street, Suite 100
 Oakland CA, 94607

 Project: ARCO #608, San Lorenzo, Ca
 Project Number: N/P
 Project Manager: Scott Robinson

 MMD0783
 Reported:
 05/08/03 09:05

al Purgeable Hydrocarbons (C6-C10) and Volatile Organic Compounds by EPA method 8260B - Quality Control
Sequoia Analytical - Morgan Hill

Analyte	Result	Reporting Limit	Units	Spike Level	Source Result	%REC	%REC Limits	RPD	RPD Limit	Notes
---------	--------	-----------------	-------	-------------	---------------	------	-------------	-----	-----------	-------

Batch 3E01005 - EPA 5030B P/T
Blank (3E01005-BLK1)

Prepared & Analyzed: 05/01/03

Methyl tert-butyl ether	ND	0.50	ug/l							
Benzene	ND	0.50	"							
Toluene	ND	0.50	"							
Ethylbenzene	ND	0.50	"							
Xylenes (total)	ND	0.50	"							
Gasoline Range Organics (C6-C10)	ND	50	"							

<i>Surrogate: 1,2-Dichloroethane-d4</i>	4.92		"	5.00		98.4	78-129			
---	------	--	---	------	--	------	--------	--	--	--

Laboratory Control Sample (3E01005-BS1)

Prepared & Analyzed: 05/01/03

Methyl tert-butyl ether	9.06	0.50	ug/l	10.0		90.6	63-137			
Benzene	9.40	0.50	"	10.0		94.0	78-124			
Toluene	9.49	0.50	"	10.0		94.9	78-129			

<i>Surrogate: 1,2-Dichloroethane-d4</i>	4.70		"	5.00		94.0	78-129			
---	------	--	---	------	--	------	--------	--	--	--

Laboratory Control Sample (3E01005-BS2)

Prepared & Analyzed: 05/01/03

Methyl tert-butyl ether	8.10	0.50	ug/l	9.04		89.6	63-137			
Benzene	5.14	0.50	"	5.44		94.5	78-124			
Toluene	31.8	0.50	"	32.8		97.0	78-129			
Gasoline Range Organics (C6-C10)	393	50	"	440		89.3	70-113			

<i>Surrogate: 1,2-Dichloroethane-d4</i>	4.77		"	5.00		95.4	78-129			
---	------	--	---	------	--	------	--------	--	--	--

Matrix Spike (3E01005-MS1)

Source: MMD0783-02

Prepared & Analyzed: 05/01/03

Methyl tert-butyl ether	160	2.5	ug/l	45.2	110	111	63-137			
Benzene	25.8	2.5	"	27.2	ND	94.9	78-124			
Toluene	160	2.5	"	164	0.35	97.3	78-129			
Gasoline Range Organics (C6-C10)	2220	250	"	2200	280	88.2	70-113			

<i>Surrogate: 1,2-Dichloroethane-d4</i>	4.89		"	5.00		97.8	78-129			
---	------	--	---	------	--	------	--------	--	--	--

Sequoia Analytical - Morgan Hill

The results in this report apply to the samples analyzed in accordance with the chain of custody document. Unless otherwise stated, results are reported on a wet weight basis. This analytical report must be reproduced in its entirety.



URS Corporation
500 12th Street, Suite 100
Oakland CA, 94607

Project: ARCO #608, San Lorenzo, Ca
Project Number: N/P
Project Manager: Scott Robinson

MMD0783
Reported:
05/08/03 09:05

**al Purgeable Hydrocarbons (C6-C10) and Volatile Organic Compounds by EPA method 8260B - Quality Con
Sequoia Analytical - Morgan Hill**

Analyte	Result	Reporting Limit	Units	Spike Level	Source Result	%REC	%REC Limits	RPD	RPD Limit	Notes
Batch 3E01005 - EPA 5030B P/T										
Matrix Spike Dup (3E01005-MSD1)										
Source: MMD0783-02 Prepared & Analyzed: 05/01/03										
Methyl tert-butyl ether	164	2.5	ug/l	45.2	110	119	63-137	2.47	13	
Benzene	25.4	2.5	"	27.2	ND	93.4	78-124	1.56	12	
Toluene	158	2.5	"	164	0.35	96.1	78-129	1.26	10	
Gasoline Range Organics (C6-C10)	2140	250	"	2200	280	84.5	70-113	3.67	9	
Surrogate: 1,2-Dichloroethane-d4	5.01		"	5.00		100	78-129			



URS Corporation
500 12th Street, Suite 100
Oakland CA, 94607

Project: ARCO #608, San Lorenzo, Ca
Project Number: N/P
Project Manager: Scott Robinson

MMD0783
Reported:
05/08/03 09:05

**Conventional Chemistry Parameters by APHA/EPA Methods - Quality Control
Sequoia Analytical - Morgan Hill**

Analyte	Result	Reporting Limit	Units	Spike Level	Source Result	%REC Limits	RPD	RPD Limit	Notes
Batch 3D26004 - General Preparation									
Blank (3D26004-BLK1)					Prepared: 04/25/03 Analyzed: 04/26/03				
Total Suspended Solids	ND	10	mg/l						
Duplicate (3D26004-DUP1)					Source: MMD0642-01 Prepared: 04/25/03 Analyzed: 04/26/03				
Total Suspended Solids	154	10	mg/l		150		2.63	20	
Batch 3E07036 - General Preparation									
Blank (3E07036-BLK1)					Prepared & Analyzed: 05/07/03				
Chemical Oxygen Demand	ND	30	mg/l						
Laboratory Control Sample (3E07036-BS1)					Prepared & Analyzed: 05/07/03				
Chemical Oxygen Demand	105	30	mg/l	100		105	80-124		
Matrix Spike (3E07036-MS1)					Source: MMD0783-04 Prepared & Analyzed: 05/07/03				
Chemical Oxygen Demand	0.904	0.30	mg/l	1.00	ND	90.4	80-124		
Matrix Spike Dup (3E07036-MSD1)					Source: MMD0783-04 Prepared & Analyzed: 05/07/03				
Chemical Oxygen Demand	0.897	0.30	mg/l	1.00	ND	89.7	80-124	0.777	23




URS Corporation
500 12th Street, Suite 100
Oakland CA, 94607

Project: ARCO #608, San Lorenzo, Ca
Project Number: N/P
Project Manager: Scott Robinson

MMD0783
Reported:
05/08/03 09:05

Notes and Definitions

HC-19 Discrete peak @ C6-C7.
DET Analyte DETECTED
ND Analyte NOT DETECTED at or above the reporting limit
NR Not Reported
dry Sample results reported on a dry weight basis
RPD Relative Percent Difference



Chain of Custody Record

Project Name Station 608 -18501 Hesperian Blvd, San Lorenzo, CA
Business Unit Atlantic Richfield Company/Northern CA Portfolio
BP Laboratory Contract Number: 4 6 1 0 0 0

Date: 4/24/05

Requested Due Date: 5/8/05
 (mm/dd/yy - 2 weeks from sampling date)

On-site Time:	1500	Temp:	66
Off-site Time:	1400	Temp:	67
Sky Conditions:	Clear		
Meteorological Events:	None		
Wind Speed:		Direction:	

Send To:	BP/GEM Facility No.: Station 603	Consultant: URS Oakland
Lab Name: Sequoia Analytical	BP/GEM Facility Address: 18501 Hesperian Blvd, San Lorenzo, CA	Address: 500 12th Street, #200
Lab Address: 885 Jarvis Drive	Site ID No.: Station 608	Oakland, CA 94607
Morgan Hill, CA 95037	California Global ID #: T0600101665	E-mail EDD: NO EDD
	BP/GEM PM Contact: Paul Supple	Consultant Project No.: 38486167.00327
Lab PM: Latonya Pelt	Address: P.O. Box 6549, Moraga, CA 94570	Consultant Tele/Fax: 510-874-3280/510-874-3268
Tele/Fax: 408-782-8154/408-782-6308	Tele/Fax: 925-299-8891/925-299-8872	Consultant PM: Scott Robinson
Report Type & QC Level: 1		Invoice to: Atlantic Richfield Company
BP/GEM Account No.:		BP/GEM Work Release No.:

Item No.	Field Point ID	Sample ID	Time	Matrix				Laboratory No.	No. of containers	Preservatives				Requested Analysis					Sample Point Lat/Long and Comments	
				Soil/Solid	Water/Liquid	Sediments	Air			Unpreserved	H ₂ SO ₄	HNO ₃	HCl	TPHsg (8015)	BTEX (8021)	MTBE (8021)	COD	TSS		
1	INFL	INFL		X				MMD0783 1315	3			X	X	X						
2	MID-1	MID-1		X				1310	3			X	X	X						
3	MID-2	MID-2		X				1305	3			X	X	X						
4	BFFL	BFFL		X				1300	7	X	X	X	X	X	X	X	X			
5																				
6																				
7																				
8																				
9																				
10																				

Sampler's Name: George Bradshaw	Relinquished By: [Signature]	Date: 4/24/05	Time: 1510	Accepted By: [Signature]	Date: 4/24/05	Time: 1610
Sampler's Company: URS Oakland						
Shipment Date:						
Shipment Method: Hand Deliver						
Shipment Tracking No.:						

Special Instructions: COD = Chemical Oxygen Demand (3 VOS's w/ H₂SO₄), TSS = Total Suspended Solids (1 Liter poly unpreserved)

Chain of Custody Seals In Place Yes No Temperature Blank Yes No Cooler Temperature on Receipt **RIC** Trip Blank Yes No

50

SEQUOIA ANALYTICAL SAMPLE RECEIPT LOG

CLIENT NAME: URS
 REC. BY (PRINT) TL
 WORKORDER: RMD0783

DATE REC'D AT LAB: 4/25/03
 TIME REC'D AT LAB: 1940
 DATE LOGGED IN: 4/26/03

Drinking water for regulatory purposes: YES NO
 Wastewater for regulatory purposes: YES NO

CIRCLE THE APPROPRIATE RESPONSE	LAB SAMPLE #	DASH #	CLIENT ID	CONTAINER DESCRIPTION	PRESERVATIVE	SAMPLE MATRIX	DATE SAMPLED	REMARKS: CONDITION (ETC.)
1. Custody Seal(s) Present <input checked="" type="checkbox"/> Absent <input type="checkbox"/> Intact / Broken*	01		En/1	(3) Vgeo	HCl	L	4/24/03	
2. Chain-of-Custody Present <input checked="" type="checkbox"/> Absent <input type="checkbox"/>	02		mid 1	L	L	L	L	
3. Traffic Reports or Packing List: Present <input checked="" type="checkbox"/> Absent <input type="checkbox"/>	03		mid 2	(6) Vgeo	(3) HCl	(3) L	L	
4. Airbill: Airbill / Sticker Present <input checked="" type="checkbox"/> Absent <input type="checkbox"/>	04		En/1	(1) ILpoly	L	L	L	
5. Airbill #:								
6. Sample Labels: Present <input checked="" type="checkbox"/> Absent <input type="checkbox"/>								
7. Sample IDs: Listed <input checked="" type="checkbox"/> / Not Listed on Chain-of-Custody								
8. Sample Condition: Intact <input checked="" type="checkbox"/> / Broken* / Leaking*								
9. Does information on custody reports, traffic reports and sample labels agree? <input checked="" type="checkbox"/> Yes / <input type="checkbox"/> No*								
10. Sample received within hold time: <input checked="" type="checkbox"/> Yes / <input type="checkbox"/> No*								
11. Proper Preservatives used: <input checked="" type="checkbox"/> Yes / <input type="checkbox"/> No*								
12. Temp Rec. at Lab: <u>5°C</u> Is temp 4 +/-2°C? <input checked="" type="checkbox"/> Yes / <input type="checkbox"/> No**								
(Acceptance range for samples requiring thermal pres.)								
**Exception (if any): Metals / DTP (Direct From Field) or Problem COC								

***IF CIRCLED, CONTACT PROJECT MANAGER AND ATTACH RECORD OF RESOLUTION.**

ATTACHMENT B
OPERATION AND MAINTENANCE FIELD LOGS

Date: 4/10/05

Groundwater Extraction & Treatment System
ARCO Service Station 0608
17601 Hesperian Boulevard
821803 (00008000)
June 14, 2001

System Description:

Groundwater Pumps

Well	Type	Size	Control	Set Depth (TOE)
E-1A	Electric	3"	panel	23.9'

Carbon Vessels: Three ASC-1,200
 Filter: Rosedale P2 25 micron

PART A: SYSTEM DATA (Semi-Monthly)

System on upon arrival? Operating (if no, specify reason in comments)

ELECTRIC METER READING (kw hrs)	<u>33305</u>	HOUR METER READING (hrs)	<u>3500.2</u>
---------------------------------	--------------	--------------------------	---------------

MEASUREMENT	ON ARRIVAL	ON DEPARTURE
TOTALIZER (gallons)	<u>2,828,038</u>	<u>2,828,060</u>
FILTER INLET PRESSURE (psig)	<u>6</u>	(ideal range: 8 to 12 psig)
CARBON #1 INLET PRESSURE (psig)	<u>4.5</u>	(ideal range: 5 to 9 psig)
CARBON #2 INLET PRESSURE (psig)	<u>4.5</u>	(ideal range: 1 to 4 psig)
<u>CARBON #3 INLET</u>	<u>4.5</u>	
DISCHARGE PRESSURE (psig)	<u>0</u>	(ideal range: 0 to 2 psig)

PART B: COMMENTS

PART C: WELL DATA (Monthly) *N/A*

* ALLOW SYSTEM TO RUN 1 HOUR BEFORE OBTAINING DTW READINGS

WELL	DTW (TOB)	TOTALIZER (gallons)	FLOWRATE (gpm)	COMMENTS/ ADJUSTMENTS
E-1A				
UST-A		N/A	N/A	
UST-B		N/A	N/A	
SP1-V4		N/A	N/A	

PART D: SAMPLING (Monthly) *To Be Completed 4/24/03*

SAMPLE	ANALYSIS	COMPLETED
INFLUENT	TPH-gasoline, BTEX compounds, MtBE	
EFFLUENT	TPH-gasoline, BTEX compounds, MtBE COD, TSS	
MID-1	TPH-gasoline, BTEX compounds, MtBE	
MID-2	TPH-gasoline, BTEX compounds, MtBE	

PART E: READINGS (Monthly) *To be Completed 4/24/03*

EFFLUENT	TEMP (°F)	CONDUCTIVITY (umhos)	pH (units)	DISSOLVED OXYGEN (ppm)

PART F: SYSTEM MAINTENANCE I (Monthly)

NUMBER OF SPARE FILTERS ON SITE?	<i>9</i>	CHANGE FILTERS? (if necessary)	<i>Yes 4/10/03</i>
PUMP AMP DRAW	<i>N/A</i>	H2O2 injection well EA-1 (if necessary)	<i>N/A</i>
SWEEP ENCLOSURE	<i>N/A</i>		

PART G: SYSTEM MAINTENANCE II (Quarterly) *To be Completed by June 03.*

TEST ALARM SWITCHES		BACKFLUSH CARBONS	
CLEAN TOTALIZERS			

Date: 4/24/05

Groundwater Extraction & Treatment System
ARCO Service Station 0608
17601 Hesperian Boulevard
821803 (00009000)
June 14, 2001

System Description:

Groundwater Pumps

Well	Type	Size	Control	Set Depth (TOB)
E-1A	Electric	3"	panel	23.9'

Carbon Vessels: Three ASC-1,200
 Filter: Rosedale P2 25 micron

PART A: SYSTEM DATA (Semi-Monthly)

System on upon arrival? Operating (if no, specify reason in comments)

ELECTRIC METER READING (kw hrs)	<u>33503</u>	HOUR METER READING (hrs)	<u>3836.7</u>
---------------------------------	--------------	--------------------------	---------------

MEASUREMENT	ON ARRIVAL	ON DEPARTURE
TOTALIZER (gallons)	<u>2,865,000</u>	<u>2,865,050</u>
FILTER INLET PRESSURE (psig)	<u>6.0</u>	(ideal range: 8 to 12 psig)
CARBON #1 INLET PRESSURE (psig)	<u>4.0</u>	(ideal range: 5 to 9 psig)
CARBON #2 INLET PRESSURE (psig) <i>Carbon #3 Inlet</i>	<u>3.7</u> <u>3.5</u>	(ideal range: 1 to 4 psig)
DISCHARGE PRESSURE (psig)	<u>0</u>	(ideal range: 0 to 2 psig)

PART B: COMMENTS

PART C: WELL DATA (Monthly)

* ALLOW SYSTEM TO RUN 1 HOUR BEFORE OBTAINING DTW READINGS

WELL	DTW (TOB)	TOTALIZER (gallons)	FLOWRATE (gpm)	COMMENTS/ ADJUSTMENTS
E-1A				
UST-A		N/A	N/A	
UST-B		N/A	N/A	
SP1-V4		N/A	N/A	

PART D: SAMPLING (Monthly)

SAMPLE	ANALYSIS	COMPLETED
INFLUENT	TPH-gasoline, BTEX compounds, MtBE	4/24/03
EFFLUENT	TPH-gasoline, BTEX compounds, MtBE COD, TSS	4/24/03
MID-1	TPH-gasoline, BTEX compounds, MtBE	4/24/03
MID-2	TPH-gasoline, BTEX compounds, MtBE	4/24/03

PART E: READINGS (Monthly)

EFFLUENT	TEMP (°F)	CONDUCTIVITY (umhos)	pH (units)	DISSOLVED OXYGEN (ppm)
	17.9°C	0.898 nS/cm	6.95	10.23 mg/l

PART F: SYSTEM MAINTENANCE I (Monthly)

NUMBER OF SPARE FILTERS ON SITE?	7	CHANGE FILTERS? (if necessary)	Yes
PUMP AMP DRAW	N/A	H202 injection well EA-1 (if necessary)	N/A
SWEEP ENCLOSURE	—		

PART G: SYSTEM MAINTENANCE II (Quarterly)

TEST ALARM SWITCHES	Yes	BACKFLUSH CARBONS	N/A
CLEAN TOTALIZERS	Yes		