

RECEIVED

By Alameda County Environmental Health at 4:21 pm, Dec 31, 2013



Timothy L. Bishop
Project Manager
Marketing Business Unit

**Chevron Environmental
Management Company**
6101 Bollinger Canyon Road
San Ramon, CA 94583
Tel (925) 790-6463
TimBishop@chevron.com

December 30, 2013

Alameda County Health Care Services Agency
Environmental Health Services
Environmental Protection
1131 Harbor Bay Parkway, Suite 250
Alameda, California 94502-6577

**Re: Unocal No. 5781 (351640)
3535 Pierson Street, Oakland, California
Fuel Leak Case No. RO0000251
GeoTracker Global ID #T0600101472**


I have reviewed the attached report dated December 30, 2013.

I agree with the conclusions and recommendations presented in the referenced report. The information in this report is accurate to the best of my knowledge and all local Agency/Regional Board guidelines have been followed. This report was prepared by AECOM, upon whose assistance and advice I have relied.

This letter is submitted pursuant to the requirements of California Water Code Section 13257(b)(1) and the regulating implementation entitled Appendix A pertaining thereto.

I declare under penalty of perjury that the foregoing is true and correct to the best of my knowledge.

Sincerely,


Tim Bishop
Project Manager

Attachment: Fourth Quarter 2013 Groundwater Monitoring Report by AECOM



AECOM
2020 L Street
Suite 400
Sacramento, CA 95811
www.aecom.com

916 414-5800 tel
916 414-5850 fax

December 30, 2013

Mr. Keith Nowell
Alameda County Health Care Services Agency
Environmental Health Services
Environmental Protection
1131 Harbor Bay Parkway, Suite 250
Alameda, California 94502-6577

**Subject: Fourth Quarter 2013 Groundwater Monitoring Report
Unocal No. 5781 (351640)
3535 Pierson Street, Oakland, California
Fuel Leak Case No. RO0000253**

Dear Mr. Nowell,

On behalf of Chevron Environmental Management Company, for itself and as Attorney-in-Fact for Union Oil Company of California (hereinafter "EMC"), AECOM is pleased to present the fourth quarter 2013 groundwater monitoring report for the site located at 3535 Pierson Street in Oakland, California (site) (**Figure 1**). The locations of the former and current site features are illustrated on **Figure 2**. Quarterly groundwater monitoring is conducted to evaluate the distribution of petroleum hydrocarbon constituents in groundwater beneath the site. Groundwater sampling was performed by Gettler-Ryan Inc. (Gettler-Ryan) of Dublin, California. This report summarizes sample results collected from wells associated with the site during the fourth quarter of 2013.

Groundwater Monitoring Field Data

The depth to groundwater was measured for seven monitoring wells (MW-A and MW-4 through MW-9) at the site on October 17, 2013, and these depths were converted to groundwater elevations (**Table 1**). Copies of the groundwater gauging logs are included in **Attachment A**. Groundwater elevation data were used to construct a groundwater elevation contour map (**Figure 2**). The groundwater elevation data collected from well MW-A were not used in contouring because the well is screened in the deeper aquifer. The groundwater flow direction was calculated to flow to the northeast with an average hydraulic gradient of approximately 0.04 feet per foot (**Figure 2**). The depth to groundwater at the site ranged from 13.85 to 16.83 feet below the top of well casings (137.25 to 139.63 feet above mean sea level).

Groundwater Sampling and Analytical Results

Groundwater samples were collected from monitoring wells MW-A, and MW-4 through MW-9 on October 17, 2013. Due to slow recharge in all wells with the exception of MW-8, pre-purge samples were submitted for analysis. The site wells historically have poor recharge so pre-purge samples are collected, and if the wells do not recharge in 2 hours, the pre-purge samples are submitted for analysis. After purging a minimum of three well volumes, only MW-8 recharged within the 2-hour period and post-purge samples were submitted for analysis. Temperature, pH, and electrical conductivity readings were recorded during purging, and copies of those purge logs are presented in **Attachment A**. Laboratory analyses of the groundwater samples were performed by BC Laboratories, Inc. (BC Labs) of Bakersfield, California. The BC Labs analytical report dated October 31, 2013, is included as **Attachment B**. Groundwater samples were

analyzed for the following based on historical trends at each monitoring well:

- Total petroleum hydrocarbons as diesel range organics (TPH-DRO) by method Luft/TPHd with silica gel cleanup;
- Total petroleum hydrocarbons as gasoline range organics (TPH-GRO) by Environmental Protection Agency (EPA) Method 8015B;
- Benzene, toluene, ethylbenzene, and total xylenes (BTEX) by EPA Method 8260B; and
- Fuel oxygenates, including methyl t-butyl ether (MTBE), t-amyl methyl ether (TAME), t-butyl alcohol (TBA), diisopropyl ether (DIPE), and ethyl t-butyl ether (ETBE), ethanol, 1,2-dibromomethane (EDB), and 1,2-dichloroethane (EDC), by EPA Method 8260B.

Analytical results for this quarterly groundwater monitoring event are consistent with previous reporting periods (**Table 1, Table 2, and Figure 3**). The following presents a brief summary of the analytical sample results:

- TBA, ETBE, DIPE, TAME, EDB, EDC, and ethanol were not detected in any of the groundwater samples analyzed.
- TPH-DRO was not detected in any of the groundwater samples analyzed.
- TPH-GRO was detected for MW-5 at 86,000 micrograms per liter ($\mu\text{g/L}$).
- MTBE was detected in the groundwater samples collected from MW-6 and MW-8 at 16 $\mu\text{g/L}$ and 0.78 $\mu\text{g/L}$, respectively.
- Toluene, ethylbenzene, and total xylenes were detected in the groundwater sample collected from MW-5 at 66 $\mu\text{g/L}$, 770 $\mu\text{g/L}$, and 9,300 $\mu\text{g/L}$, respectively. Historical concentrations of toluene, ethylbenzene, and total xylenes detected for MW-5 have shown an overall decreasing trend.

A summary of historical groundwater analytical data through October 2013 is presented in **Tables 3 through 5**.

Approximately 29.5 gallons of purge water was generated during the groundwater monitoring event. The purge water generated during sampling activities was transported by Clean Harbors Environmental Services to Evergreen Oil located in Newark, California.

During the fourth quarter of 2012, 0.39 feet of free product was observed in well MW-5. Free product has not been observed in MW-5 since that time.

Conclusions and Recommendations

The sample results from the groundwater monitoring activities at the site indicate the following.

- Petroleum hydrocarbons were not detected in the groundwater samples collected from MW-A, MW-4, MW-7, and MW-9.
- Free product was not observed in monitoring well MW-5 during the fourth quarter of 2013. Petroleum hydrocarbons historically detected in the groundwater samples collected from MW-5 have shown an overall decreasing trend.
- Low concentrations of MTBE were detected in the groundwater samples collected from MW-6 and MW-8 at 16 $\mu\text{g/L}$ and 0.78 $\mu\text{g/L}$, respectively.
- With the exception of the fourth quarter 2010 and this monitoring event, historical MTBE concentrations detected for MW-6 have been below the environmental screening level (ESL) of 5 $\mu\text{g/L}$.

Future Activities

Groundwater Monitoring

AECOM will coordinate monitoring and sampling activities as per the established schedule. AECOM will submit groundwater monitoring and sampling reports. AECOM recommends switching from quarterly groundwater monitoring and sampling at the site to semi-annual monitoring in the second and fourth quarters.

Additional Activity

AECOM will prepare a conceptual site model (CSM) that will evaluate potential data gaps that exist at the site.


Remarks/Signatures

The interpretations in this report represent AECOM's professional opinions and are based, in part, on the information supplied by Gettler-Ryan and BC Labs. These opinions are based on currently available information and are arrived at in accordance with currently accepted hydrogeologic and engineering practices at this time and location. Other than this, no warranty is implied or intended. If you have any questions regarding this project, please contact James Harms at (916) 361-6400.

Sincerely,



James Harms
Project Manager



Dana Files, PG #8410
Project Geologist



cc: Mr. Tim Bishop, EMC (via electronic copy)
DeLong Liu, United Brothers Enterprise, Inc., property owner (via paper copy)

Enclosures:

Tables

Table 1	Current Groundwater Monitoring Data and Analytical Results
Table 2	Current Groundwater Analytical Results - Oxygenate Compounds
Table 3	Historical Groundwater Monitoring Data and Analytical Results
Table 4	Historical Groundwater Analytical Results - Oxygenate Compounds
Table 5	Additional Historical Analytical Results

Figures

- Figure 1 Site Location Map
- Figure 2 Groundwater Elevation Contour Map – Fourth Quarter 2013
- Figure 3 Groundwater Concentration Map – Fourth Quarter 2013

Attachments

- Attachment A October 17, 2013, Groundwater Data Field Sheets
- Attachment B BC Laboratories, Inc. Analytical Report #1322925

Tables

Table 1
Current Groundwater Monitoring Data and Analytical Results
Unocal No. 5781 (351640)
3535 Pierson Street
Oakland, California

WELL ID	TOC* (ft)	DATE	DTW (ft)	GWE* (ft)	LNAPL (ft)	TPH-DRO (µg/L)	TPH-GRO (µg/L)	B (µg/L)	T (µg/L)	E (µg/L)	X (µg/L)	COMMENTS
MW-A	154.79	10/17/2013	16.57	138.22	0	<50	<50	<0.50	<0.50	<0.50	<1.0	
MW-4	153.48	10/17/2013	13.85	139.63	0	<50	<50	<0.50	<0.50	<0.50	<1.0	
MW-5	153.66	10/17/2013	16.41	137.25	0	<50	86,000	<10	66	770	9,300	
MW-6	154.62	10/17/2013	16.83	137.79	0	<50	<50	<0.50	<0.50	<0.50	<1.0	
MW-7	155.38	10/17/2013	16.77	138.61	0	<50	<50	<0.50	<0.50	<0.50	<1.0	
MW-8	153.71	10/17/2013	14.48	139.23	0	<50	<50	<0.50	<0.50	<0.50	<1.0	
MW-9	153.37	10/17/2013	14.56	138.81	0	<50	<50	<0.50	<0.50	<0.50	<1.0	

NOTES:

* TOC and GWE are in feet above mean sea level.

BTEX compounds analyzed by Environmental Protection Agency Method 8260B

TPH-DRO analyzed by LUFT/TPHd method with silica gel treatment

TPH-GRO analyzed by Environmental Protection Agency Method 8015B

<# = Analyte not detected at or above indicated laboratory practical quantitation limit

ID = Identification

TOC = Top of casing

ft = Feet

DTW = Depth to water

B = Benzene

T = Toluene

E = Ethylbenzene

X = Total Xylenes

Table 2
Current Groundwater Analytical Results - Oxygenate Compounds
Unocal No. 5781 (351640)
3535 Pierson Street
Oakland, California

WELL ID	DATE	MTBE (µg/L)	TBA (µg/L)	ETHANOL (µg/L)	ETBE (µg/L)	DIPE (µg/L)	TAME (µg/L)	EDB (µg/L)	EDC (µg/L)
MW-A	10/17/2013	<0.50	<10	<250	<0.50	<0.50	<0.50	<0.50	<0.50
MW-4	10/17/2013	<0.50	<10	<250	<0.50	<0.50	<0.50	<0.50	<0.50
MW-5	10/17/2013	<10	<200	<5,000	<10	<10	<10	<10	<10
MW-6	10/17/2013	16	<10	<250	<0.50	<0.50	<0.50	<0.50	<0.50
MW-7	10/17/2013	<0.50	<10	<250	<0.50	<0.50	<0.50	<0.50	<0.50
MW-8	10/17/2013	0.78	<10	<250	<0.50	<0.50	<0.50	<0.50	<0.50
MW-9	10/17/2013	<0.50	<10	<250	<0.50	<0.50	<0.50	<0.50	<0.50

NOTES:

Oxygenate compounds analyzed by Environmental Protection Agency Method 8260B
 <# = Analyte not detected at or above indicated laboratory practical quantitation limit

ID = Identification

µg/L = Micrograms per liter

-- = Not analyzed

MTBE = Methyl t-butyl ether

TBA = t-butyl alcohol

DIPE = Diisopropyl ether

ETBE = Ethyl t-butyl ether

TAME = t-amyl methyl ether

EDB = 1,2-Dibromoethane

EDC = 1,2-Dichloroethane

Table 3
Historical Groundwater Monitoring Data and Analytical Results
Unocal No. 5781 (351640)
3535 Pierson Street
Oakland, California

WELL ID (SI)	TOC* (ft)	DATE	DTW (ft)	GWE* (ft)	LNAPL (ft)	TPH-DRO (µg/L)	TPH-GRO (µg/L)	B (µg/L)	T (µg/L)	E (µg/L)	X (µg/L)	Comments
MW-A	--	12/18/1990	--	--	--	73	ND	ND	ND	ND	ND	
	--	5/3/1991	--	--	--	ND	ND	ND	ND	ND	ND	
	--	8/7/1991	--	--	--	ND	ND	ND	ND	ND	ND	
	--	11/8/1991	--	--	--	ND	ND	ND	ND	ND	ND	
	151.80	2/6/1992	19.88	131.92	0	ND	ND	ND	ND	ND	ND	
	151.80	8/4/1992	18.95	132.85	0	ND	ND	ND	ND	ND	0.51	
	151.80	2/10/1993	17.71	134.09	0	ND	ND	ND	ND	ND	ND	
	151.80	2/10/1994	15.25	136.55	0	ND	ND	ND	0.52	ND	0.92	
	151.80	2/9/1995	15.68	136.12	0	ND	ND	ND	ND	ND	ND	
	151.80	2/6/1996	12.52	139.28	0	120	ND	ND	ND	ND	2.1	
	151.80	2/5/1997	13.01	138.79	0	61	ND	ND	ND	ND	ND	
	151.80	2/2/1998	11.91	139.89	0	ND	ND	ND	ND	ND	ND	
	151.80	2/22/1999	11.24	140.56	0	ND	ND	ND	ND	ND	ND	
	151.80	2/26/2000	12.16	139.64	0	ND	ND	ND	1.01	ND	ND	
	151.80	3/7/2001	11.91	139.89	0	131	ND	ND	ND	ND	ND	
	151.80	2/22/2002	14.08	137.72	0	<50	<50	<0.50	<0.50	<0.50	<0.50	
	151.80	2/22/2003	14.41	137.39	0	93	<50	<0.50	<0.50	<0.50	<0.50	
	151.80	2/3/2004	14.32	137.48	0	60	<50	<0.50	<0.50	<0.50	<0.50	
	151.80	2/18/2005	14.21	137.59	0	<50	<50	<0.50	<0.50	<0.50	<0.50	
	151.80	3/29/2006	12.72	139.08	0	<200	<50	<0.30	<0.30	<0.30	<0.60	
	151.80	3/28/2007	13.98	137.82	0	92	<50	<0.30	<0.30	<0.30	<0.60	
	151.80	3/22/2008	12.68	139.12	0	<50	<50	<0.30	<0.30	<0.30	<0.60	
	151.80	3/27/2009	14.35	137.45	0	53	<50	<0.30	<0.30	<0.30	<0.60	
	151.80	3/23/2010	19.55	132.25	0	<58	--	--	--	--	--	
	154.79	6/16/2010	17.85	136.93999	0	<50	<50	<0.50	<0.50	<0.50	<1.0	
	154.79	9/29/2010	15.50	139.28999	0	<1200	<50	<0.50	<0.50	<0.50	<1.0	
	154.79	12/21/2010	14.43	140.35999	0	<50	<50	<0.50	<0.50	<0.50	<1.0	
	154.79	3/10/2011	17.70	137.08999	0	<50	<50	<0.50	<0.50	<0.50	<1.0	
	154.79	06/07/2011	13.92	140.87	0	<40	<50	<0.50	<0.50	<0.50	<1.0	
	154.79	08/18/2011	18.83	135.96	0	<40	<50	<0.50	<0.50	<0.50	<1.0	
	154.79	10/04/2011	14.67	140.12	0	<40	<50	<0.50	<0.50	<0.50	<1.0	
	154.79	01/24/2012	16.75	138.04	0	<40	<50	<0.50	<0.50	<0.50	<1.0	
	154.79	04/06/2012	17.14	137.65	0	<40	<50	<0.50	<0.50	<0.50	<1.0	
	154.79	07/02/2012	14.79	140.00	0	<40	<50	<0.50	<0.50	<0.50	<1.0	

Table 3
Historical Groundwater Monitoring Data and Analytical Results
Unocal No. 5781 (351640)
3535 Pierson Street
Oakland, California

WELL ID (SI)	TOC* (ft)	DATE	DTW (ft)	GWE* (ft)	LNAPL (ft)	TPH-DRO (µg/L)	TPH-GRO (µg/L)	B (µg/L)	T (µg/L)	E (µg/L)	X (µg/L)	Comments
	154.79	10/4/2012	17.52	137.27	0	<50	<50	<0.50	<0.50	<0.50	<1.0	
	154.79	1/23/2013	15.08	139.71	0	<50	<50	<0.50	<0.50	<0.50	<1.0	
	154.79	4/22/2013	15.60	139.19	0	<50	<50	<0.50	<0.50	<0.50	<1.0	
	154.79	7/31/2013	16.42	138.37	0	<50	<50	<0.50	<0.50	<0.50	<1.0	
	154.79	10/17/2013	16.57	138.22	0	<50	<50	<0.50	<0.50	<0.50	<1.0	
MW-4	153.48	6/16/2010	11.13	142.35	0	<50	58	<0.50	9.7	1.3	16	
	153.48	9/29/2010	12.62	140.86	0	<50	<50	<0.50	<0.50	<0.50	<1.0	
	153.48	12/21/2010	11.17	142.31	0	<50	<50	<0.50	<0.50	<0.50	<1.0	
	153.48	3/10/2011	10.57	142.91	0	<50	<50	<0.50	<0.50	<0.50	<1.0	
	153.48	06/07/2011	10.94	142.54	0	<40	<50	<0.50	<0.50	<0.50	<1.0	
	153.48	08/18/2011	12.07	141.41	0	<40	<50	<0.50	<0.50	<0.50	<1.0	
	153.48	10/04/2011	12.70	140.78	0	<40	<50	<0.50	<0.50	<0.50	<1.0	
	153.48	01/24/2012	12.40	141.08	0	<40	<50	<0.50	<0.50	<0.50	<1.0	
	153.48	04/06/2012	11.10	142.38	0	<40	390	<0.50	3.8	11	150	
	153.48	07/02/2012	12.14	141.34	0	<40	<50	<0.50	<0.50	<0.50	<1.0	
	153.48	10/4/2012	13.43	140.05	0	<50	<50	<0.50	<0.50	<0.50	<1.0	
	153.48	1/23/2013	11.64	141.84	0	<50	<50	<0.50	<0.50	<0.50	<1.0	
	153.48	4/22/2013	12.22	141.26	0	<50	<50	<0.50	<0.50	<0.50	<1.0	
	153.48	7/31/2013	13.24	140.24	0	<50	<50	<0.50	<0.50	<0.50	<1.0	
	153.48	10/17/2013	13.85	139.63	0	<50	<50	<0.50	<0.50	<0.50	<1.0	
MW-5	153.66	6/16/2010	11.95	141.71	0	3,000	29,000	580	6,800	850	7,200	
	153.66	9/29/2010	13.67	139.99	0	64,000	29,000	220	4,100	2,500	23,000	
	153.66	12/21/2010	11.17	142.49	0	11,000	50,000	81	4,800	2,200	22,000	
	153.66	3/10/2011	11.35	142.31	0	4,900	48,000	69	3,600	1,700	20,000	
	153.66	06/07/2011	11.45	142.21	0	3,700	40,000	32	2,300	1,500	16,000	
	153.66	08/18/2011	12.30	141.36	0	5,400	30,000	29	1,000	980	7,200	
	153.66	10/04/2011	13.72	139.94	0	20,000	42,000	21	2,400	2,400	20,000	
	153.66	01/24/2012	12.20	141.46	0	46,000	71,000	<25	1,100	1,400	10,000	
	153.66	04/06/2012	11.88	141.78	0	21,000	58,000	9.9	880	660	9,800	
	153.66	07/02/2012	12.75	140.91	0	30,000	53,000	89	590	1,000	12,000	
	153.66	10/4/2012	16.03	137.94	0.39	No Sample Collected - Free Product in Well						
	153.66	1/23/2013	12.02	141.64	0	22,000	54,000	<25	160	1,100	13,000	
	153.66	4/22/2013	12.37	141.29	0	7,600	39,000	0.70	65	330	4,500	
	153.66	7/31/2013	15.62	138.04	0	11,000	35,000	1.0	59	470	3,500	
	153.659999	10/17/2013	16.41	137.25	0	<50	86,000	<10	66	770	9,300	
MW-6	154.62	12/21/2010	12.10	142.51999	0	<50	<50	<0.50	<0.50	<0.50	<1.0	

Table 3
Historical Groundwater Monitoring Data and Analytical Results
Unocal No. 5781 (351640)
3535 Pierson Street
Oakland, California

WELL ID (SI)	TOC* (ft)	DATE	DTW (ft)	GWE* (ft)	LNAPL (ft)	TPH-DRO (µg/L)	TPH-GRO (µg/L)	B (µg/L)	T (µg/L)	E (µg/L)	X (µg/L)	Comments
MW-6 cont.	154.62	3/10/2011	11.36	143.26	0	<50	<50	<0.50	<0.50	<0.50	<1.0	
	154.62	06/07/2011	11.33	143.29	0	<40	<50	<0.50	<0.50	<0.50	<1.0	
	154.62	08/18/2011	13.00	141.62	0	<40	<50	<0.50	<0.50	<0.50	<1.0	
	154.62	10/04/2011	14.02	140.60	0	<40	<50	<0.50	<0.50	<0.50	<1.0	
	154.62	01/24/2012	11.94	142.68	0	<40	<50	<0.50	<0.50	<0.50	<1.0	
	154.62	04/06/2012	11.39	143.23	0	<40	<50	<0.50	<0.50	<0.50	<1.0	
	154.62	07/02/2012	11.49	143.13	0	<40	<50	<0.50	<0.50	<0.50	<1.0	
	154.62	10/4/2012	16.09	138.53	0	<50	<50	<0.50	<0.50	<0.50	<1.0	
	154.62	1/23/2013	11.41	143.21	0	<50	<50	<0.50	<0.50	<0.50	<1.0	
	154.62	4/22/2013	11.43	143.19	0	<50	<50	<0.50	<0.50	<0.50	<1.0	
	154.62	7/31/2013	15.71	138.91	0	<50	<50	<0.50	<0.50	<0.50	<1.0	
	154.62	10/17/2013	16.83	137.79	0	<50	<50	<0.50	<0.50	<0.50	<1.0	
MW-7	155.38	12/21/2010	13.46	141.92	0	<50	<50	<0.50	<0.50	<0.50	<1.0	
	155.38	3/10/2011	12.07	143.31001	0	<50	<50	<0.50	<0.50	<0.50	<1.0	
	155.38	06/07/2011	12.59	142.79	0	<40	<50	<0.50	<0.50	<0.50	<1.0	
	155.38	08/18/2011	14.37	141.01	0	<40	<50	<0.50	<0.50	<0.50	<1.0	
	155.38	10/04/2011	15.22	140.16	0	<40	<50	<0.50	<0.50	<0.50	<1.0	
	155.38	01/24/2012	15.32	140.06	0	<40	<50	<0.50	<0.50	<0.50	<1.0	
	155.38	04/06/2012	13.09	142.29	0	<49	<50	<0.50	<0.50	<0.50	<1.0	
	155.38	07/02/2012	14.42	140.96	0	<40	<50	<0.50	<0.50	<0.50	<1.0	
	155.38	10/4/2012	16.20	139.18	0	<50	<50	<0.50	<0.50	<0.50	<1.0	
	155.38	1/23/2013	13.27	142.11	0	<50	<50	<0.50	<0.50	<0.50	<1.0	
	155.38	4/22/2013	14.30	141.08	0	<50	52	<0.50	<0.50	<0.50	<1.0	
	155.38	7/31/2013	16.30	139.08	0	Insufficient Water to Sample						
155.38	10/17/2013	16.77	138.61	0	<50	<50	<0.50	<0.50	<0.50	<1.0		
MW-8	153.71	12/21/2010	11.63	142.08001	0	81	<50	<0.50	<0.50	<0.50	<1.0	
	153.71	3/10/2011	11.38	142.33001	0	61	<50	<0.50	<0.50	<0.50	<1.0	

Table 3
Historical Groundwater Monitoring Data and Analytical Results
Unocal No. 5781 (351640)
3535 Pierson Street
Oakland, California

WELL ID (SI)	TOC* (ft)	DATE	DTW (ft)	GWE* (ft)	LNAPL (ft)	TPH-DRO (µg/L)	TPH-GRO (µg/L)	B (µg/L)	T (µg/L)	E (µg/L)	X (µg/L)	Comments	
MW-8 cont.	153.71	06/07/2011	11.54	142.17	0	71	<50	<0.50	<0.50	<0.50	<1.0		
	153.71	08/18/2011	12.47	141.24	0	<40	<50	<0.50	<0.50	<0.50	<1.0		
	153.71	10/04/2011	12.90	140.81	0	<40	<50	<0.50	<0.50	<0.50	<1.0		
	153.71	01/24/2012	12.52	141.19	0	<40	<50	<0.50	<0.50	<0.50	<1.0		
	153.71	04/06/2012	11.35	142.36	0	160	270	<0.50	3.7	7.8	91		
	153.71	07/02/2012	12.50	141.21	0	<40	<50	<0.50	<0.50	<0.50	<1.0		
	153.71	10/4/2012	13.89	139.82	0	<50	<50	<0.50	<0.50	<0.50	2.4		
	153.71	1/23/2013	13.06	140.65	0	<50	<50	<0.50	<0.50	<0.50	<1.0		
	153.71	4/22/2013	12.82	140.89	0	<50	<50	<0.50	<0.50	<0.50	<1.0		
	153.71	7/31/2013	13.63	140.08	0	<50	<50	<0.50	<0.50	<0.50	<1.0		
	153.71	10/17/2013	14.48	139.23	0	<50	<50	<0.50	<0.50	<0.50	<1.0		
MW-9	153.37	12/21/2010	10.53	142.84	0	<50	<50	<0.50	<0.50	<0.50	<1.0		
	153.37	3/10/2011	10.86	142.51	0	<50	<50	<0.50	<0.50	<0.50	<1.0		
	153.37	06/07/2011	11.36	142.01	0	<40	<50	<0.50	<0.50	<0.50	<1.0		
	153.37	08/18/2011	12.52	140.85	0	<40	<50	<0.50	<0.50	<0.50	<1.0		
	153.37	10/04/2011	13.32	140.05	0	<40	<50	<0.50	<0.50	<0.50	<1.0		
	153.37	01/24/2012	11.23	142.14	0	<40	<50	<0.50	<0.50	<0.50	<1.0		
	153.37	04/06/2012	10.98	142.39	0	<40	340	<0.50	4.4	9	120		
	153.37	07/02/2012	12.58	140.79	0	<40	<50	<0.50	<0.50	<0.50	<1.0		
	153.37	10/4/2012	14.31	139.06	0	<50	<50	<0.50	<0.50	<0.50	<1.0		
	153.37	1/23/2013	11.11	142.26	0	<50	<50	<0.50	<0.50	<0.50	<1.0		
	153.37	4/22/2013	12.22	141.15	0	<50	<50	<0.50	<0.50	<0.50	<1.0		
	153.37	7/31/2013	14.10	139.27	0	<50	<50	<0.50	<0.50	<0.50	<1.0		
		153.37	10/17/2013	14.56	138.81	0	<50	<50	<0.50	<0.50	<0.50	<1.0	

NOTES:

* TOC and GWE are in feet above mean sea level.

BTEX compounds analyzed by Environmental Protection Agency Method 8260B

TPH-DRO analyzed by method LUFT/TPHd with silica gel treatment

TPH-GRO analyzed by Environmental Protection Agency Method 8015B

<# = Analyte not detected at or above indicated laboratory practical quantitation limit

ID = Identification

TOC = Top of casing

ft = Feet

DTW = Depth to water

GWE = Groundwater elevation

µg/L = Micrograms per liter

LNAPL = Light Non-Aqueous Phase Liquid

B = Benzene

T = Toluene

E = Ethylbenzene

X = Total Xylenes

TPH-DRO = Total Petroleum Hydrocarbons as Diesel/Diesel Range Organics

TPH-GRO = Total Petroleum Hydrocarbons as Gasoline/Gasoline Range Organics

ND = Non-detect

-- = Not analyzed/applicable

Table 4
 Historical Groundwater Analytical Results - Oxygenate Compounds
 Unocal No. 5781 (351640)
 3535 Pierson Street
 Oakland, California

WELL ID	DATE	MTBE (µg/L)	TBA (µg/L)	ETHANOL (µg/L)	DIPE (µg/L)	ETBE (µg/L)	TAME (µg/L)	EDB (µg/L)	EDC (µg/L)	METHANOL (µg/L)	METHANE (mg/L)	FERROUS		NITRATE (AS N)		SULFATE (mg/L)
												IRON (mg/L)				
MW-A	12/18/1990	--	--	--	--	--	--	--	--	--	--	--	--	--	--	--
	5/3/1991	--	--	--	--	--	--	--	--	--	--	--	--	--	--	--
	8/7/1991	--	--	--	--	--	--	--	--	--	--	--	--	--	--	--
	11/8/1991	--	--	--	--	--	--	--	--	--	--	--	--	--	--	--
	2/6/1992	--	--	--	--	--	--	--	--	--	--	--	--	--	--	--
	8/4/1992	--	--	--	--	--	--	--	--	--	--	--	--	--	--	--
	2/10/1993	--	--	--	--	--	--	--	--	--	--	--	--	--	--	--
	2/10/1994	--	--	--	--	--	--	--	--	--	--	--	--	--	--	--
	2/9/1995	--	--	--	--	--	--	--	--	--	--	--	--	--	--	--
	2/6/1996	--	--	--	--	--	--	--	--	--	--	--	--	--	--	--
	2/5/1997	ND	--	--	--	--	--	--	--	--	--	--	--	--	--	--
	2/2/1998	ND	--	--	--	--	--	--	--	--	--	--	--	--	--	--
	2/22/1999	ND	--	--	--	--	--	--	--	--	--	--	--	--	--	--
	2/26/2000	ND	--	--	--	--	--	--	--	--	--	--	--	--	--	--
	3/7/2001	ND	ND	ND	ND	ND	ND	ND	ND	ND	--	--	--	--	--	--
	2/22/2002	<0.50	--	--	--	--	--	--	--	--	--	--	--	--	--	--
	2/22/2003	<2.0	<100	<500	<2.0	<2.0	<2.0	<2.0	<2.0	<0.50	--	--	--	--	--	--
	2/3/2004	<2.0	<5.0	<50	<0.50	<0.50	<0.50	<0.50	<0.50	<0.50	--	--	--	--	--	--
	2/18/2005	<0.50	<10	<250	<0.50	<0.50	<0.50	<0.50	<0.50	<0.50	--	--	--	--	--	--
	3/29/2006	0.54	<10	<250	<0.50	<0.50	<0.50	<0.50	<0.50	<0.50	--	--	--	--	--	--
	3/28/2007	<0.50	<10	<250	<0.50	<0.50	<0.50	<0.50	<0.50	<0.50	--	--	--	--	--	--
	3/22/2008	<0.50	<10	<250	<0.50	<0.50	<0.50	<0.50	<0.50	<0.50	--	--	--	--	--	--
	3/27/2009	<0.50	<10	<250	<0.50	<0.50	<0.50	<0.50	<0.50	<0.50	<100	--	--	--	--	--
	3/23/2010	--	--	--	--	--	--	--	--	--	--	--	--	--	--	--
	6/16/2010	<0.50	<10	<250	<0.50	<0.50	<0.50	<0.50	<0.50	<0.50	<100	--	--	--	--	--
	9/29/2010	0.63	<10	<250	<0.50	<0.50	<0.50	<0.50	<0.50	<0.50	<100	--	--	--	--	--
	12/21/2010	0.65	<10	<250	<0.50	<0.50	<0.50	<0.50	<0.50	<0.50	<100	--	--	--	--	--
	3/10/2011	0.56	<10	<250	<0.50	<0.50	<0.50	<0.50	<0.50	<0.50	<100	--	--	--	--	--
	06/07/2011	0.57	<10	<250	<0.50	<0.50	<0.50	<0.50	<0.50	<0.50	<100	--	--	--	--	--
	08/18/2011	0.61	<10	<250	<0.50	<0.50	<0.50	<0.50	<0.50	<0.50	<100	<0.0010	140	11	69	69
10/04/2011	0.72	<10	<250	<0.50	<0.50	<0.50	<0.50	<0.50	<0.50	<100	<0.0010	<100	13	69	69	
01/24/2012	<0.50	<10	<250	<0.50	<0.50	<0.50	<0.50	<0.50	<0.50	--	--	--	--	--	--	
04/06/2012	<0.50	<10	<250	<0.50	<0.50	<0.50	<0.50	<0.50	<0.50	--	--	--	--	--	--	
07/02/2012	0.56	<10	<250	<0.50	<0.50	<0.50	<0.50	<0.50	<0.50	--	--	--	--	--	--	
10/4/2012	0.50	<10	<250	<0.50	<0.50	<0.50	<0.50	<0.50	<0.50	--	--	--	--	--	--	
1/23/2013	0.55	<10	<250	<0.50	<0.50	<0.50	<0.50	<0.50	<0.50	--	--	--	--	--	--	
4/22/2013	0.59	<10	<250	<0.50	<0.50	<0.50	<0.50	<0.50	<0.50	--	--	--	--	--	--	
7/31/2013	<0.50	<10	<250	<0.50	<0.50	<0.50	<0.50	<0.50	<0.50	--	--	--	--	--	--	
10/17/2013	<0.50	<10	<250	<0.50	<0.50	<0.50	<0.50	<0.50	<0.50	--	--	--	--	--	--	
MW-4	6/16/2010	5.4	<10	<250	<0.50	<0.50	<0.50	<0.50	<0.50	<100	--	--	--	--	--	
	9/29/2010	7.3	<10	<250	<0.50	<0.50	<0.50	<0.50	<0.50	<100	--	--	--	--	--	
	12/21/2010	<0.50	<10	<250	<0.50	<0.50	<0.50	<0.50	<0.50	<100	--	--	--	--	--	
	3/10/2011	2.2	<10	<250	<0.50	<0.50	<0.50	<0.50	<0.50	<100	--	--	--	--	--	
	06/07/2011	1.6	<10	<250	<0.50	<0.50	<0.50	<0.50	<0.50	<100	--	--	--	--	--	
	08/18/2011	4	<10	<250	<0.50	<0.50	<0.50	<0.50	<0.50	<100	0.04	<100	4.6	52	52	
10/04/2011	3.8	<10	<250	<0.50	<0.50	<0.50	<0.50	<0.50	<100	0.03	100	4.3	50	50		

Table 4
Historical Groundwater Analytical Results - Oxygenate Compounds
Unocal No. 5781 (351640)
3535 Pierson Street
Oakland, California

WELL ID	DATE	MTBE (µg/L)	TBA (µg/L)	ETHANOL (µg/L)	DIPE (µg/L)	ETBE (µg/L)	TAME (µg/L)	EDB (µg/L)	EDC (µg/L)	METHANOL (µg/L)	METHANE (mg/L)	FERROUS IRON (mg/L)	NITRATE (AS N) (mg/L)	SULFATE (mg/L)	
MW-4 cont.	01/24/2012	1.5	<10	<250	<0.50	<0.50	<0.50	<0.50	<0.50	--	--	--	--	--	
	04/06/2012	2.2	<10	<250	<0.50	<0.50	<0.50	<0.50	<0.50	--	--	--	--	--	
	07/02/2012	2.4	<10	<250	<0.50	<0.50	<0.50	<0.50	<0.50	--	--	--	--	--	
	10/4/2012	1.3	<10	<250	<0.50	<0.50	<0.50	<0.50	<0.50	--	--	--	--	--	
	1/23/2013	<0.50	<10	<250	<0.50	<0.50	<0.50	<0.50	<0.50	--	--	--	--	--	
	4/22/2013	2.5	<10	<250	<0.50	<0.50	<0.50	<0.50	<0.50	--	--	--	--	--	
	7/31/2013	0.95	<10	<250	<0.50	<0.50	<0.50	<0.50	<0.50	--	--	--	--	--	
	10/17/2013	<0.50	<10	<250	<0.50	<0.50	<0.50	<0.50	<0.50	<0.50	--	--	--	--	--
MW-5	6/16/2010	<50	<1000	<25000	<50	<50	<50	<50	<50	<100	--	--	--	--	
	9/29/2010	52	<1000	<25000	<50	<50	<50	<50	<50	<1000	--	--	--	--	
	12/21/2010	<50	<1000	<25000	<50	<50	<50	<50	<50	<100	--	--	--	--	
	3/10/2011	<50	<1000	<25000	<50	<50	<50	<50	<50	<100	--	--	--	--	
	06/07/2011	24	150	330	<0.50	<0.50	<0.50	<0.50	<0.50	<100	--	--	--	--	
	08/18/2011	56	44	<250	<0.50	<0.50	<0.50	<0.50	<0.50	<100	9.7	15,000	<0.44	<1.0	
	10/04/2011	42	<250	<6,200	<12	<12	<12	<12	<12	<100	1.9	17,000	<0.44	1.3	
	01/24/2012	<25	<500	<12,000	<25	<25	<25	<25	<25	--	--	--	--	--	
	04/06/2012	12	<120	<3,100	<6.2	<6.2	<6.2	<6.2	<6.2	--	--	--	--	--	
	07/02/2012	26	<500	<12,000	<25	<25	<25	<25	<25	--	--	--	--	--	
	10/4/2012	No Sample Collected - Free Product in Well													
	1/23/2013	<25	<500	<12,000	<25	<25	<25	<25	<25	--	--	--	--	--	
	4/22/2013	2.9	<10	<250	<0.50	<0.50	<0.50	<0.50	<0.50	--	--	--	--	--	
	7/31/2013	9.8	<10	<250	<0.50	<0.50	<0.50	<0.50	<0.50	--	--	--	--	--	
10/17/2013	<10	<200	<5,000	<10	<10	<10	<10	<10	<10	--	--	--	--	--	
MW-6	12/21/2010	32	<10	<250	<0.50	<0.50	<0.50	<0.50	<0.50	<100	--	--	--	--	
	3/10/2011	4.6	<10	<250	<0.50	<0.50	<0.50	<0.50	<0.50	<100	--	--	--	--	
	06/07/2011	4.3	<10	<250	<0.50	<0.50	<0.50	<0.50	<0.50	<100	--	--	--	--	
	08/18/2011	2.4	<10	<250	<0.50	<0.50	<0.50	<0.50	<0.50	<100	0.0027	<200	18	66	
	10/04/2011	3.1	<10	<250	<0.50	<0.50	<0.50	<0.50	<0.50	<100	<0.0010	100	24	78	
	01/24/2012	<0.50	<10	<250	<0.50	<0.50	<0.50	<0.50	<0.50	--	--	--	--	--	
	04/06/2012	<0.50	<10	<250	<0.50	<0.50	<0.50	<0.50	<0.50	--	--	--	--	--	
	07/02/2012	0.56	<10	<250	<0.50	<0.50	<0.50	<0.50	<0.50	--	--	--	--	--	
	10/4/2012	0.75	<10	<250	<0.50	<0.50	<0.50	<0.50	<0.50	--	--	--	--	--	
	1/23/2013	<0.50	<10	<250	<0.50	<0.50	<0.50	<0.50	<0.50	--	--	--	--	--	
	4/22/2013	0.53	<10	<250	<0.50	<0.50	<0.50	<0.50	<0.50	--	--	--	--	--	
	7/31/2013	<0.50	<10	<250	<0.50	<0.50	<0.50	<0.50	<0.50	--	--	--	--	--	
	10/17/2013	16	<10	<250	<0.50	<0.50	<0.50	<0.50	<0.50	<0.50	--	--	--	--	--
MW-7	12/21/2010	<0.50	<10	<250	<0.50	<0.50	<0.50	<0.50	<0.50	<100	--	--	--	--	
	3/10/2011	<0.50	<10	<250	<0.50	<0.50	<0.50	<0.50	<0.50	<100	--	--	--	--	
	06/07/2011	<0.50	<10	<250	<0.50	<0.50	<0.50	<0.50	<0.50	<100	--	--	--	--	
	08/18/2011	<0.50	<10	<250	<0.50	<0.50	<0.50	<0.50	<0.50	<100	0.0012	<500	3.8	100	
	10/04/2011	<0.50	<10	<250	<0.50	<0.50	<0.50	<0.50	<0.50	<100	<0.0010	<500	4.2	100	
	01/24/2012	<0.50	<10	<250	<0.50	<0.50	<0.50	<0.50	<0.50	--	--	--	--	--	
	04/06/2012	<0.50	<10	<250	<0.50	<0.50	<0.50	<0.50	<0.50	--	--	--	--	--	
	07/02/2012	<0.50	<10	<250	<0.50	<0.50	<0.50	<0.50	<0.50	--	--	--	--	--	

Table 5
Additional Historical Analytical Results
Unocal No. 5781 (351640)
3535 Pierson Street
Oakland, California

WELL ID	DATE	Dichloro-difluoromethane (µg/l)	1,1-DCA (µg/l)	1,1-DCE (µg/l)	cis-1,2-DCE (µg/l)	trans-1,2-DCE (µg/l)	1,2-Dichloropropane (µg/l)	cis-1,3-Dichloropropene (µg/l)
MW-A	2/3/2004	ND<1.0	ND<0.50	ND<0.50	ND<0.50	ND<0.50	ND<0.50	ND<0.50
	2/18/2005	ND<1.0	ND<0.50	ND<0.50	ND<0.50	ND<0.50	ND<0.50	ND<0.50
	3/29/2006	ND<0.50	ND<0.50	ND<0.50	ND<0.50	ND<0.50	ND<0.50	ND<0.50
	3/28/2007	ND<0.50	ND<0.50	ND<0.50	ND<0.50	ND<0.50	ND<0.50	ND<0.50
	3/22/2008	ND<0.50	ND<0.50	ND<0.50	ND<0.50	ND<0.50	ND<0.50	ND<0.50
	3/27/2009	ND<0.50	ND<0.50	ND<0.50	ND<0.50	ND<0.50	ND<0.50	ND<0.50

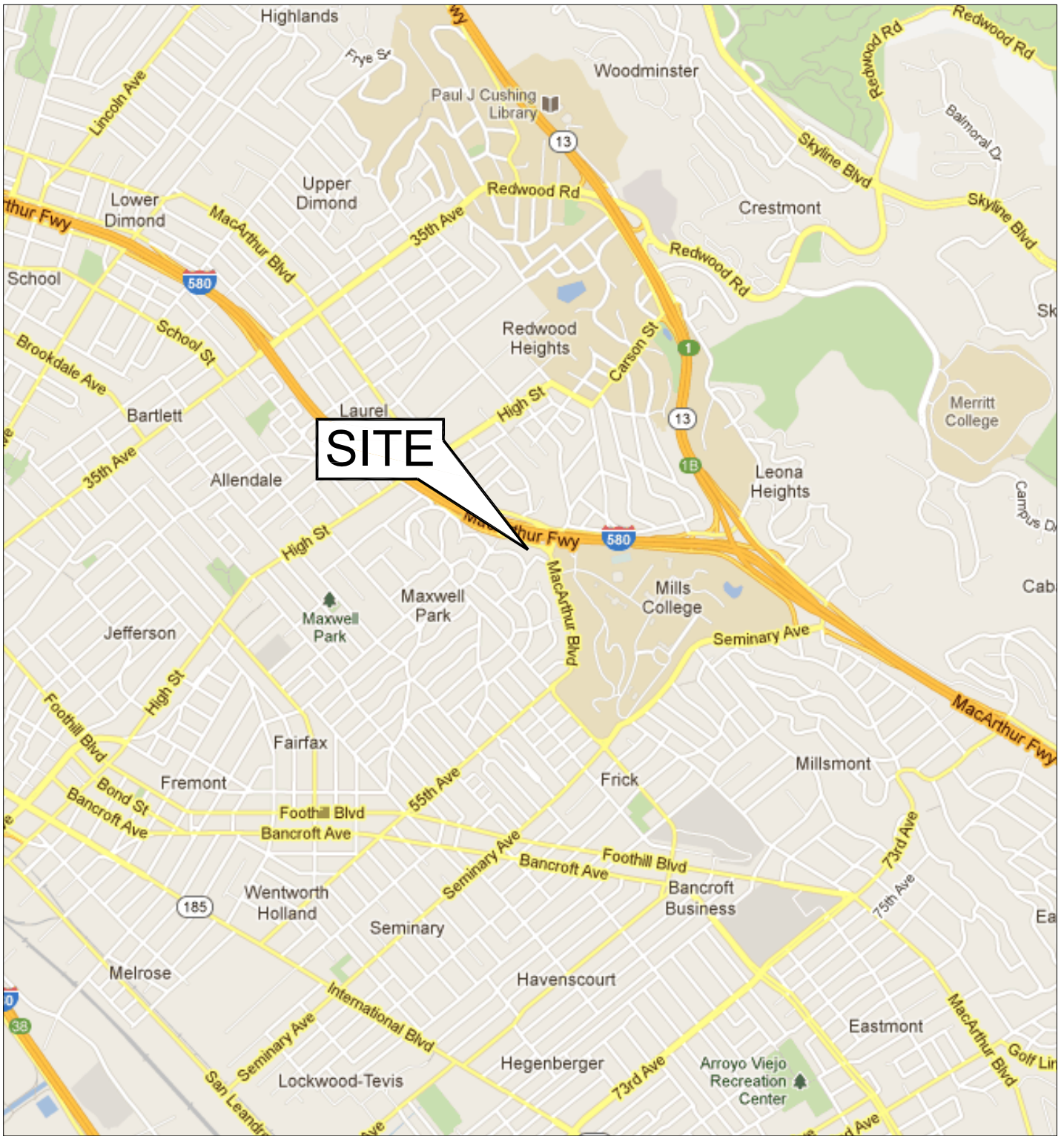
WELL ID	DATE	1,1,2,2-Tetrachloroethane (µg/l)	Tetrachloroethene (PCE) (µg/l)	Trichlorotrifluoroethane (µg/l)	1,1,1-Trichloroethane (µg/l)	1,1,2-Trichloroethane (µg/l)	Trichloroethene (TCE) (µg/l)	Trichlorofluoromethane (µg/l)	Vinyl chloride (µg/l)
MW-A	2/3/2004	ND<0.50	ND<0.50	ND<0.50	ND<0.50	ND<0.50	ND<0.50	ND<1.0	ND<0.50
	2/18/2005	ND<0.50	ND<0.50	ND<0.50	ND<0.50	ND<0.50	ND<0.50	ND<1.0	ND<0.50
	3/29/2006	ND<0.50	ND<0.50	ND<0.50	ND<0.50	ND<0.50	ND<0.50	ND<0.50	ND<0.50
	3/28/2007	ND<0.50	ND<0.50	ND<0.50	ND<0.50	ND<0.50	ND<0.50	ND<0.50	ND<0.50
	3/22/2008	ND<0.50	ND<0.50	ND<0.50	ND<0.50	ND<0.50	ND<0.50	ND<0.50	ND<0.50
	3/27/2009	ND<0.50	ND<0.50	ND<0.50	ND<0.50	ND<0.50	ND<0.50	ND<0.50	ND<0.50

NOTES:

ND<# = Analyte not detected at or above indicated laboratory practical quantitation limit

ID = Identification

Figures



North

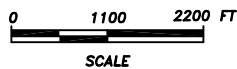


FIGURE 1

SITE LOCATION MAP

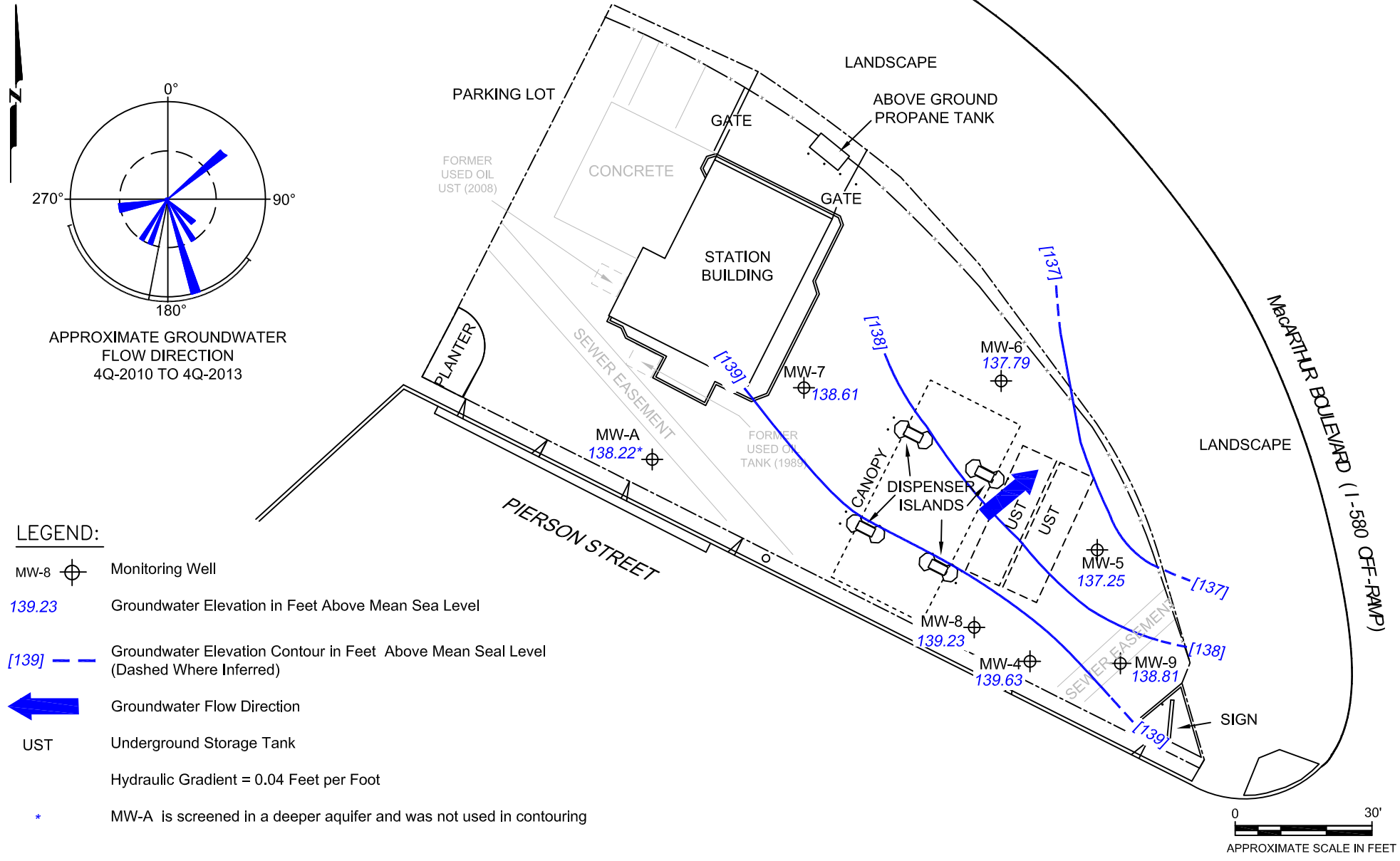
UNOCAL NO. 5781
(351640)

3535 PIERSON STREET
OAKLAND, CALIFORNIA

PROJECT NO. 60284061	DRAWN BY CD 07/24/2012
FILE NO. 351640	PREPARED BY CD
REVISION NO.	REVIEWED BY JH



P:\01231-CHEVROMY6PRODUCTS_TRANSFER_SITES\351640_5781_OAKLAND\7.0 DELIVERABLES\7.2_CADD\4Q13\FIGURE 2_GWE_351640_4Q13.DWG



GROUNDWATER ELEVATION CONTOUR MAP - FOURTH QUARTER 2013

Unocal No. 5781 (351640)
3535 Pierson Street, Oakland, California



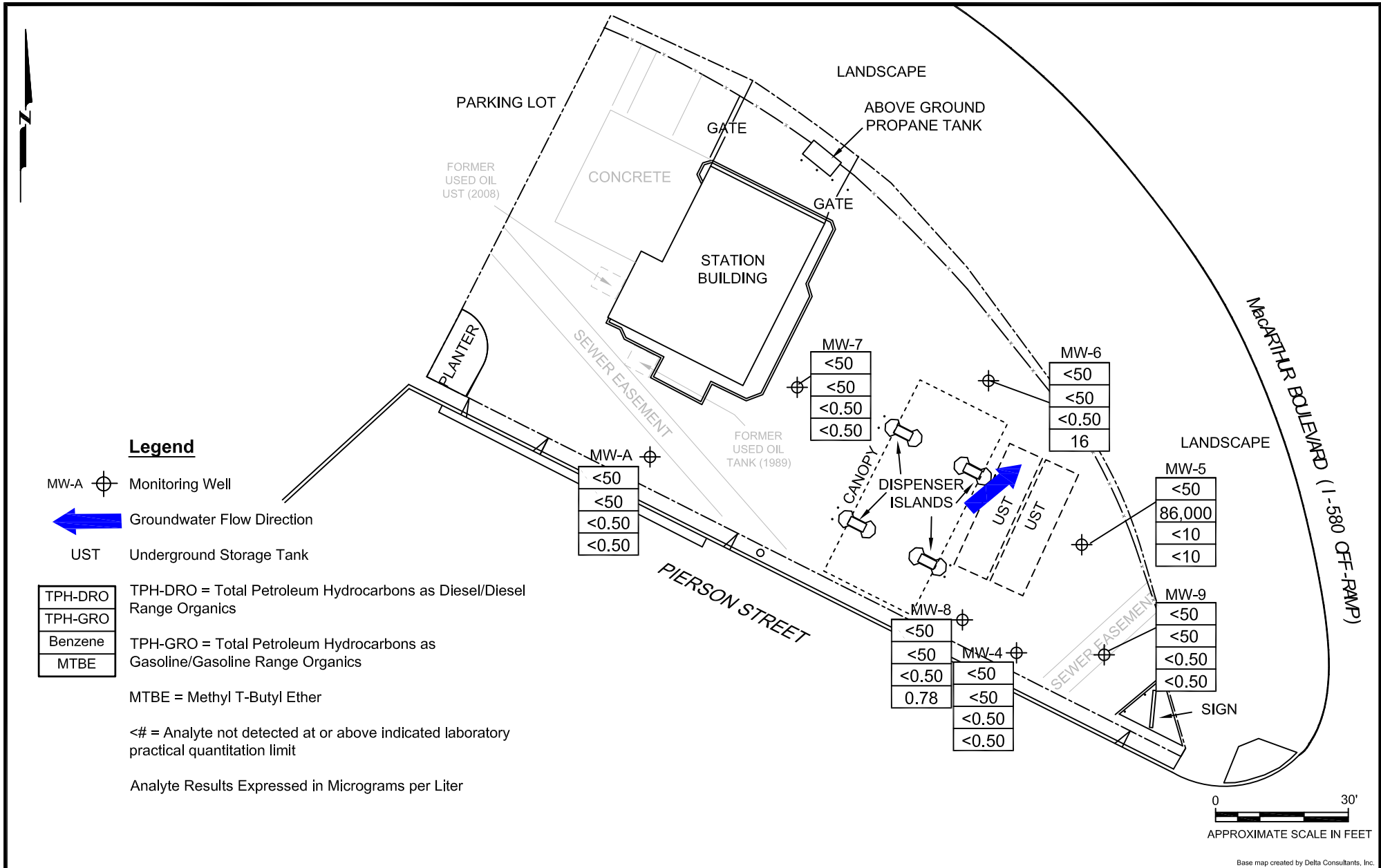
AECOM
10461 OLD PLACERVILLE ROAD SUITE 170
SACRAMENTO, CALIFORNIA 95827
PHONE: (916) 361-6400
FAX: (916) 361-6401
WEB: HTTP://WWW.AECOM.COM

DESIGNED BY:	REVISIONS			
	NO.:	DESCRIPTION:	DATE:	BY:
DRAWN BY:				
JH				
CHECKED BY:				
DF				
APPROVED BY:				
JH				

FIGURE NUMBER:

2

SCALE:	DATE:	PROJECT NUMBER:
1" = 30'	11/20/2013	60284061



**GROUNDWATER CONCENTRATION MAP -
FOURTH QUARTER 2013**

Unocal No. 5781 (351640)
3535 Pierson Street, Oakland, California

AECOM
10461 OLD PLACERVILLE ROAD SUITE 170
SACRAMENTO, CALIFORNIA 95827
PHONE: (916) 361-6400
FAX: (916) 361-6401
WEB: [HTTP://WWW.AECOM.COM](http://www.aecom.com)



DESIGNED BY:	REVISIONS			
	NO.:	DESCRIPTION:	DATE:	BY:
DRAWN BY:				
JH				
CHECKED BY:				
DF				
APPROVED BY:				
JH				

FIGURE NUMBER:

3

SCALE:	DATE:	PROJECT NUMBER:
1" = 30'	01/20/2013	60284061

Attachment A

**October 17, 2013, Groundwater
Data Field Sheets**



GETTLER-RYAN INC.



TRANSMITTAL

October 31, 2013
G-R #385641

TO: Mr. Jim Harms
AECOM
10461 Old Placerville Road #170
Sacramento, California 95827

FROM: Deanna L. Harding
Project Coordinator
Gettler-Ryan Inc.
6747 Sierra Court, Suite J
Dublin, California 94568

RE: **Chevron Facility**
#351640/5781
3535 Pierson Street
Oakland, California

WE HAVE ENCLOSED THE FOLLOWING:

COPIES	DESCRIPTION
VIA PDF	Groundwater Monitoring and Sampling Data Package Fourth Quarter Event of October 17, 2013

COMMENTS:

Pursuant to your request, we are providing you with copies of the above referenced data for your use.

Please provide us the updated historical data prior to the next monitoring and sampling event for our field use.

Please feel free to contact me if you have any comments/questions.

trans/351640 5781

WELL CONDITION STATUS SHEET

Client/
 Facility #: **Chevron #351640 / 5781**
 Site Address: **3535 Pierson Street**
 City: **Oakland, CA**

Job #: **385641**
 Event Date: **10-17-13**
 Sampler: **ML**

WELL ID	Vault Frame Condition	Gasket/O-Ring (M) Missing (R) Replaced	Bolts (M) Missing (R) Replaced	Bolt Flanges B=Broken S=Stripped R=Retap	Apron Condition C=Cracked B=Broken G=Gone	Grout Seal (Deficient) Inches from TOC	Casing (Condition prevents tight cap seal)	REPLACE LOCK Y/N	REPLACE CAP Y/N	WELL VAULT Manufacture/Size/ # of Bolts	Pictures Taken Y/N
MW-A	OK	—	—	—	—	—	→	NO	NO	EMCO 18" / 2	NO
MW-4	OK	—	—	—	—	—	→	↓	↓	EMCO 12" / 2	↓
MW-5	OK	—	—	—	—	—	→	↓	↓		↓
MW-6	OK	—	—	→	C	OK	→	↓	↓		↓
MW-7	OK	→	R-2	OK	—	—	→	↓	↓		↓
MW-8	OK	→	R-2	OK	—	—	→	↓	↓		↓
MW-9	OK	—	—	→	C	OK	→	↓	↓		↓

Comments _____

STANDARD OPERATING PROCEDURE - GROUNDWATER SAMPLING

Gettler-Ryan Inc. (GR) field personnel adhere to the following procedures for the collection and handling of groundwater samples prior to analysis by the analytical laboratory. All work is performed in accordance with the GR Health & Safety Plan and all client-specific programs. The scope of work and type of analysis to be performed is determined prior to commencing field work.

Prior to sampling, the presence or absence of free-phase hydrocarbons is determined using an interface probe. Product thickness, if present, is measured to the nearest 0.01 foot and is noted in the field notes. In addition, all depth to water level measurements are collected with a static water level indicator and are also recorded in the field notes, prior to purging and sampling any wells.

After water levels are collected and prior to sampling, if purging is to occur, each well is purged a minimum of three well casing volumes of water using pre-cleaned pumps (stack, peristaltic or Grundfos), or disposable bailers. Temperature, pH and electrical conductivity are measured a minimum of three times during the purging (additional parameters such as dissolved oxygen, oxidation reduction potential, turbidity may also be measured, depending on specific scope of work.). Purging continues until these parameters stabilize.

Groundwater samples are collected using disposable bailers. The water samples are transferred from the bailer into appropriate containers. Pre-preserved containers, supplied by analytical laboratories, are used. When pre-preserved containers are not available, the laboratory is instructed to preserve the sample as appropriate. Duplicate samples are collected for the laboratory to use in maintaining quality assurance/quality control standards, as directed by the scope of work. The samples are labeled to include the job number, sample identification, collection date and time, analysis, preservation (if any), and the sample collector's initials. The water samples are placed in a cooler, maintained at 4°C for transport to the laboratory. Once collected in the field, all samples are maintained under chain of custody until delivered to the laboratory.

The chain of custody document includes the job number, type of preservation, if any, analysis requested, sample identification, date and time collected, and the sample collector's name. The chain of custody is signed and dated (including time of transfer) by each person who receives or surrenders the samples, beginning with the field personnel and ending with the laboratory personnel.

A laboratory supplied trip blank accompanies each sampling set. The trip blank is analyzed for some or all of the same compounds as the groundwater samples.

As requested by Chevron Environmental Management Company, the purge water and decontamination water generated during sampling activities is transported by Clean Harbors Environmental Services to Seaport Environmental located in Redwood City, California.



GETTLER-RYAN INC.

WELL MONITORING/SAMPLING FIELD DATA SHEET

Client/Facility#: Chevron #351640 / 5781
 Site Address: 3535 Pierson Street
 City: Oakland, CA

Job Number: 385641
 Event Date: 10-17-13 (inclusive)
 Sampler: ML

Well ID: MW-A
 Well Diameter: 214 in.
 Total Depth: 44.71 ft.
 Depth to Water: 16.57 ft.

Date Monitored: 10-17-13

Volume	3/4" = 0.02	1" = 0.04	2" = 0.17	3" = 0.38
Factor (VF)	4" = 0.66	5" = 1.02	6" = 1.50	12" = 5.80

Check if water column is less than 0.50 ft.

28.14 xVF .17 = 4.7 x3 case volume = Estimated Purge Volume: 14.1 gal.

Depth to Water w/ 80% Recharge [(Height of Water Column x 0.20) + DTW]: 22.19

Purge Equipment:
 Disposable Bailer X
 Stainless Steel Bailer _____
 Stack Pump _____
 Suction Pump _____
 Grundfos _____
 Peristaltic Pump _____
 QED Bladder Pump _____
 Other: _____

Sampling Equipment:
 Disposable Bailer X
 Pressure Bailer _____
 Metal Filters _____
 Peristaltic Pump _____
 QED Bladder Pump _____
 Other: _____

Time Started: _____ (2400 hrs)
 Time Completed: _____ (2400 hrs)
 Depth to Product: _____ ft
 Depth to Water: _____ ft
 Hydrocarbon Thickness: _____ ft
 Visual Confirmation/Description: _____
 Skimmer / Absorbant Sock (circle one)
 Amt Removed from Skimmer: _____ gal
 Amt Removed from Well: _____ gal
 Water Removed: _____

Start Time (purge): 0645 Weather Conditions: SUNNY
 Sample Time/Date: 0645 / 10-17-13 Water Color: CLOUDY Odor: Y / N
 Approx. Flow Rate: _____ gpm. Sediment Description: LIGHT
 Did well de-water? NO If yes, Time: _____ Volume: _____ gal. DTW @ Sampling: 16.57

Time (2400 hr.)	Volume (gal.)	pH	Conductivity (µmhos/cm)	Temperature (C / F)	D.O. (mg/L)	ORP (mV)
<u>0653</u>	<u>5</u>	<u>6.99</u>	<u>0.75</u>	<u>18.2</u>	_____	_____
<u>0701</u>	<u>10</u>	<u>7.02</u>	<u>0.77</u>	<u>18.0</u>	_____	_____
<u>0709</u>	<u>14.5</u>	<u>7.04</u>	<u>0.38</u>	<u>18.0</u>	_____	_____

LABORATORY INFORMATION

SAMPLE ID	(#) CONTAINER	REFRIG.	PRESERV. TYPE	LABORATORY	ANALYSES
<u>MW-A</u>	<u>6</u> x voa vial	<u>YES</u>	<u>HCL</u>	<u>BC LABS</u>	<u>TPH-GRO(8015)/BTEX+MTBE(8260)/8 OXYS(8260)</u>
	<u>2</u> x 1 liter ambers	<u>YES</u>	<u>NP</u>	<u>BC LABS</u>	<u>TPH-DRO w/sgc (8015)</u>

COMMENTS: WELL DID NOT RECOVER TO 80% AFTER 2 HOURS, PRE PURGE SAMPLE COLLECTED & SUBMITTED.

Add/Replaced Gasket: _____ Add/Replaced Bolt: _____ Add/Replaced Lock: _____ Add/Replaced Plug: _____



GETTLER-RYAN INC.

WELL MONITORING/SAMPLING FIELD DATA SHEET

Client/Facility#: Chevron #351640 / 5781
 Site Address: 3535 Pierson Street
 City: Oakland, CA

Job Number: 385641
 Event Date: 10-17-13 (inclusive)
 Sampler: ML

Well ID: MW-4
 Well Diameter: 2 1/4 in.
 Total Depth: 24.49 ft.
 Depth to Water: 13.85 ft.

Date Monitored: 10-17-13

Volume	3/4"= 0.02	1"= 0.04	2"= 0.17	3"= 0.38
Factor (VF)	4"= 0.66	5"= 1.02	6"= 1.50	12"= 5.80

Check if water column is less than 0.50 ft.

Depth to Water w/ 80% Recharge [(Height of Water Column x 0.20) + DTW]: 15.97
 $10.64 \times VF \ 6.6 = 7.0 \times 3 \text{ case volume} = \text{Estimated Purge Volume: } 21 \text{ gal.}$

Purge Equipment:

Disposable Bailer _____
 Stainless Steel Bailer _____
 Stack Pump X
 Suction Pump _____
 Grundfos _____
 Peristaltic Pump _____
 QED Bladder Pump _____
 Other: _____

Sampling Equipment:

Disposable Bailer _____
 Pressure Bailer _____
 Metal Filters _____
 Peristaltic Pump _____
 QED Bladder Pump _____
 Other: _____

Time Started: _____ (2400 hrs)
Time Completed: _____ (2400 hrs)
Depth to Product: _____ ft
Depth to Water: _____ ft
Hydrocarbon Thickness: _____ ft
Visual Confirmation/Description: _____
Skimmer / Absorbant Sock (circle one)
Amt Removed from Skimmer: _____ gal
Amt Removed from Well: _____ gal
Water Removed: _____

Start Time (purge): 0930 Weather Conditions: Sunny
 Sample Time/Date: 0930 / 10-17-13 Water Color: Clear Odor: Y / 0
 Approx. Flow Rate: 1 gpm. Sediment Description: light
 Did well de-water? Yes If yes, Time: 0939 Volume: 9 gal. DTW @ Sampling: 13.85

Time (2400 hr.)	Volume (gal.)	pH	Conductivity (µmhos/cm - µS)	Temperature (° / F)	D.O. (mg/L)	ORP (mV)
<u>0937</u>	<u>7</u>	<u>7.07</u>	<u>0.43</u>	<u>19.1</u>	_____	_____
_____	_____	_____	_____	_____	_____	_____
_____	_____	_____	_____	_____	_____	_____

LABORATORY INFORMATION

SAMPLE ID	(#) CONTAINER	REFRIG.	PRESERV. TYPE	LABORATORY	ANALYSES
<u>MW-4</u>	<u>0</u> x voa vial	YES	HCL	BC LABS	TPH-GRO(8015)/BTEX+MTBE(8260)/8 OXYS(8260)
	<u>2</u> x 1 liter ambers	YES	NP	BC LABS	TPH-DRO w/sgc (8015)

COMMENTS: WELL DID NOT RECOVER 80% AFTER 2 HOURS, PRE-PURGE SAMPLES SUBMITTED.



GETTLER - RYAN INC.

WELL MONITORING/SAMPLING FIELD DATA SHEET

Client/Facility#: Chevron #351640 / 5781 Job Number: 385641
 Site Address: 3535 Pierson Street Event Date: 10-17-13 (inclusive)
 City: Oakland, CA Sampler: ML

Well ID: MW-5
 Well Diameter: 21 in.
 Total Depth: 19.95 ft.
 Depth to Water: 16.41 ft.

Date Monitored: 10-17-13

Volume	3/4" = 0.02	1" = 0.04	2" = 0.17	3" = 0.38
Factor (VF)	4" = 0.66	5" = 1.02	6" = 1.50	12" = 5.80

Check if water column is less than 0.50 ft.

3.54 xVF .666 = 2.3 x3 case volume = Estimated Purge Volume: 6.9 gal.

Depth to Water w/ 80% Recharge [(Height of Water Column x 0.20) + DTW]: 17.11

Purge Equipment:

Disposable Bailer X
 Stainless Steel Bailer _____
 Stack Pump _____
 Suction Pump _____
 Grundfos _____
 Peristaltic Pump _____
 QED Bladder Pump _____
 Other: _____

Sampling Equipment:

Disposable Bailer X
 Pressure Bailer _____
 Metal Filters _____
 Peristaltic Pump _____
 QED Bladder Pump _____
 Other: _____

Time Started: _____ (2400 hrs)
 Time Completed: _____ (2400 hrs)
 Depth to Product: _____ ft
 Depth to Water: _____ ft
 Hydrocarbon Thickness: _____ ft
 Visual Confirmation/Description: _____
 Skimmer / Absorbant Sock (circle one)
 Amt Removed from Skimmer: _____ gal
 Amt Removed from Well: _____ gal
 Water Removed: _____

Start Time (purge): 0820 Weather Conditions: Sunny
 Sample Time/Date: 0820 / 10-17-13 Water Color: Cloudy Odor: Oil N STEAK
 Approx. Flow Rate: _____ gpm. Sediment Description: light
 Did well de-water? yes If yes, Time: 0828 Volume: 3 gal. DTW @ Sampling: 16.41

Time (2400 hr.)	Volume (gal.)	pH	Conductivity μS (umhos/cm - μS)	Temperature (° F)	D.O. (mg/L)	ORP (mv)
<u>0826</u>	<u>2.5</u>	<u>7.02</u>	<u>0.48</u>	<u>18.9</u>		
_____	_____	_____	_____	_____	_____	_____
_____	_____	_____	_____	_____	_____	_____
_____	_____	_____	_____	_____	_____	_____

LABORATORY INFORMATION

SAMPLE ID	(#) CONTAINER	REFRIG.	PRESERV. TYPE	LABORATORY	ANALYSES
<u>MW-5</u>	<u>6</u> x voa vial	<u>YES</u>	<u>HCL</u>	<u>BC LABS</u>	<u>TPH-GRO(8015)/BTEX+MTBE(8260)/8 OXYS(8260)</u>
	<u>2</u> x 1 liter ambers	<u>YES</u>	<u>NP</u>	<u>BC LABS</u>	<u>TPH-DRO w/sgc (8015)</u>

COMMENTS: WELL DID NOT RECOVER 80% AFTER 2 HOURS, PRE-PURGE SAMPLE SUBMITTED.

Add/Replaced Gasket: _____ Add/Replaced Bolt: _____ Add/Replaced Lock: _____ Add/Replaced Plug: _____



GETTLER-RYAN INC.

WELL MONITORING/SAMPLING FIELD DATA SHEET

Client/Facility#: Chevron #351640 / 5781 Job Number: 385641
 Site Address: 3535 Pierson Street Event Date: 10-17-13 (inclusive)
 City: Oakland, CA Sampler: ML

Well ID: MW-6
 Well Diameter: 2.4 in.
 Total Depth: 19.95 ft.
 Depth to Water: 16.83 ft.
3.12 xVF .17 = 0.5

Date Monitored: 10-17-13

Volume	3/4" = 0.02	1" = 0.04	2" = 0.17	3" = 0.38
Factor (VF)	4" = 0.66	5" = 1.02	6" = 1.50	12" = 5.80

Check if water column is less than 0.50 ft.

Depth to Water w/ 80% Recharge [(Height of Water Column x 0.20) + DTW]: 17.45 gal.

Purge Equipment:

Disposable Bailer X
 Stainless Steel Bailer _____
 Stack Pump _____
 Suction Pump _____
 Grundfos _____
 Peristaltic Pump _____
 QED Bladder Pump _____
 Other: _____

Sampling Equipment:

Disposable Bailer X
 Pressure Bailer _____
 Metal Filters _____
 Peristaltic Pump _____
 QED Bladder Pump _____
 Other: _____

Time Started:	_____ (2400 hrs)
Time Completed:	_____ (2400 hrs)
Depth to Product:	_____ ft
Depth to Water:	_____ ft
Hydrocarbon Thickness:	_____ ft
Visual Confirmation/Description:	_____
Skimmer / Absorbant Sock (circle one)	_____
Amt Removed from Skimmer:	_____ gal
Amt Removed from Well:	_____ gal
Water Removed:	_____ gal

Start Time (purge): 0755 Weather Conditions: Sunny
 Sample Time/Date: 0755/10-17-13 Water Color: Clear Odor: 01N Light
 Approx. Flow Rate: - gpm. Sediment Description: Light
 Did well de-water? Yes If yes, Time: 0801 Volume: 1 gal. DTW @ Sampling: 16.83

Time (2400 hr.)	Volume (gal.)	pH	Conductivity (µmhos/cm - µS)	Temperature (°F)	D.O. (mg/L)	ORP (mV)
<u>0758</u>	<u>0.5</u>	<u>6.81</u>	<u>0.34</u>	<u>19.4</u>		
<u>0801</u>	<u>1</u>	<u>6.82</u>	<u>0.34</u>	<u>19.4</u>		

LABORATORY INFORMATION

SAMPLE ID	(#) CONTAINER	REFRIG.	PRESERV. TYPE	LABORATORY	ANALYSES
MW-6	1 x vva vial	YES	HCL	BC LABS	TPH-GRO(8015)/BTEX+MTBE(8260)/8 OXYS(8260)
	2 x 1 liter ambers	YES	NP	BC LABS	TPH-DRO w/sgc (8015)

COMMENTS: WELL DID NOT RECOVER 80% AFTER 2 HOURS, PRE PURGE SAMPLE COLLECTED SUBMITTED.



GETTLER-RYAN INC.

WELL MONITORING/SAMPLING FIELD DATA SHEET

Client/Facility#: Chevron #351640 / 5781
 Site Address: 3535 Pierson Street
 City: Oakland, CA

Job Number: 385641
 Event Date: 10-17-13 (inclusive)
 Sampler: ML

Well ID: MW-7
 Well Diameter: 2.14 in.
 Total Depth: 19.67 ft.
 Depth to Water: 16.77 ft.
2.90 xVF .17 = 0.4

Date Monitored: 10-17-13

Volume	3/4" = 0.02	1" = 0.04	2" = 0.17	3" = 0.38
Factor (VF)	4" = 0.66	5" = 1.02	6" = 1.50	12" = 5.80

Check if water column is less than 0.50 ft.

Depth to Water w/ 80% Recharge [(Height of Water Column x 0.20) + DTW]: 17.35
 x3 case volume = Estimated Purge Volume: 1.2 gal.

Purge Equipment:

Disposable Bailer X
 Stainless Steel Bailer _____
 Stack Pump _____
 Suction Pump _____
 Grundfos _____
 Peristaltic Pump _____
 QED Bladder Pump _____
 Other: _____

Sampling Equipment:

Disposable Bailer X
 Pressure Bailer _____
 Metal Filters _____
 Peristaltic Pump _____
 QED Bladder Pump _____
 Other: _____

Time Started:	_____ (2400 hrs)
Time Completed:	_____ (2400 hrs)
Depth to Product:	_____ ft
Depth to Water:	_____ ft
Hydrocarbon Thickness:	_____ ft
Visual Confirmation/Description:	_____
Skimmer / Absorbant Sock (circle one)	
Amt Removed from Skimmer:	_____ gal
Amt Removed from Well:	_____ gal
Water Removed:	_____ gal

Start Time (purge): 0730 Weather Conditions: Sunny
 Sample Time/Date: 0730 / 10-17-13 Water Color: cloudy Odor: Oil Light
 Approx. Flow Rate: - gpm. Sediment Description: Light
 Did well de-water? Yes If yes, Time: 0734 Volume: 0.75 gal. DTW @ Sampling: 16.77

Time (2400 hr.)	Volume (gal.)	pH	Conductivity μS ($\mu mhos/cm$)	Temperature (°F)	D.O. (mg/L)	ORP (mV)
<u>0732</u>	<u>0.5</u>	<u>7.13</u>	<u>0.59</u>	<u>18.6</u>	_____	_____
_____	_____	_____	_____	_____	_____	_____
_____	_____	_____	_____	_____	_____	_____
_____	_____	_____	_____	_____	_____	_____

LABORATORY INFORMATION

SAMPLE ID	(#) CONTAINER	REFRIG.	PRESERV. TYPE	LABORATORY	ANALYSES
<u>MW-7</u>	<u>4</u> x vovial	<u>YES</u>	<u>HCL</u>	<u>BC LABS</u>	<u>TPH-GRO(8015)/BTEX+MTBE(8260)/8 OXYS(8260)</u>
	<u>2</u> x 1 liter ambers	<u>YES</u>	<u>NP</u>	<u>BC LABS</u>	<u>TPH-DRO w/sgc (8015)</u>

COMMENTS: WELL DID NOT RECOVER AFTER 2 HOURS, PRE PURGE SAMPLE SUBMITTED.

Add/Replaced Gasket: _____ Add/Replaced Bolt: 2 Add/Replaced Lock: _____ Add/Replaced Plug: _____



GETTLER-RYAN INC.

WELL MONITORING/SAMPLING FIELD DATA SHEET

Client/Facility#: Chevron #351640 / 5781
 Site Address: 3535 Pierson Street
 City: Oakland, CA

Job Number: 385641
 Event Date: 10-17-13 (inclusive)
 Sampler: ML

Well ID: MW-8
 Well Diameter: Ø14 in.
 Total Depth: 19.93 ft.
 Depth to Water: 14.48 ft.
5.45 xVF .17 = 0.9

Date Monitored: 10-17-13

Volume	3/4"= 0.02	1"= 0.04	2"= 0.17	3"= 0.38
Factor (VF)	4"= 0.66	5"= 1.02	6"= 1.50	12"= 5.80

Check if water column is less than 0.50 ft.

Depth to Water w/ 80% Recharge [(Height of Water Column x 0.20) + DTW]: 15.57 x3 case volume = Estimated Purge Volume: 2.7 gal.

Purge Equipment:

Disposable Bailer X
 Stainless Steel Bailer _____
 Stack Pump _____
 Suction Pump _____
 Grundfos _____
 Peristaltic Pump _____
 QED Bladder Pump _____
 Other: _____

Sampling Equipment:

Disposable Bailer X
 Pressure Bailer _____
 Metal Filters _____
 Peristaltic Pump _____
 QED Bladder Pump _____
 Other: _____

Time Started:	_____ (2400 hrs)
Time Completed:	_____ (2400 hrs)
Depth to Product:	_____ ft
Depth to Water:	_____ ft
Hydrocarbon Thickness:	_____ ft
Visual Confirmation/Description:	_____
Skimmer / Absorbant Sock (circle one)	_____
Amt Removed from Skimmer:	_____ gal
Amt Removed from Well:	_____ gal
Water Removed:	_____ gal

Start Time (purge): 1000 Weather Conditions: Sunny
 Sample Time/Date: 1025 / 10-17-13 Water Color: Cloudy Odor: Y / N
 Approx. Flow Rate: - gpm. Sediment Description: light
 Did well de-water? no If yes, Time: _____ Volume: _____ gal. DTW @ Sampling: 15.02

Time (2400 hr.)	Volume (gal.)	pH	Conductivity (µmhos/cm - µS)	Temperature (° / F)	D.O. (mg/L)	ORP (mV)
<u>1003</u>	<u>1</u>	<u>7.21</u>	<u>0.46</u>	<u>18.6</u>	_____	_____
<u>1007</u>	<u>2</u>	<u>7.18</u>	<u>0.44</u>	<u>18.4</u>	_____	_____
<u>1010</u>	<u>3</u>	<u>7.17</u>	<u>0.43</u>	<u>18.3</u>	_____	_____

LABORATORY INFORMATION

SAMPLE ID	(#) CONTAINER	REFRIG.	PRESERV. TYPE	LABORATORY	ANALYSES
MW-8	0 x voa vial	YES	HCL	BC LABS	TPH-GRO(8015)/BTX+MTBE(8260)/8 OXYS(8260)
	2 x 1 liter ambers	YES	NP	BC LABS	TPH-DRO w/sgc (8015)

COMMENTS:

Add/Replaced Gasket: _____ Add/Replaced Bolt: 2 Add/Replaced Lock: _____ Add/Replaced Plug: _____



GETTLER-RYAN INC.

WELL MONITORING/SAMPLING FIELD DATA SHEET

Client/Facility#: Chevron #351640 / 5781
 Site Address: 3535 Pierson Street
 City: Oakland, CA

Job Number: 385641
 Event Date: 10-17-13 (inclusive)
 Sampler: ML

Well ID: MW-9
 Well Diameter: 2 1/4 in.
 Total Depth: 19.70 ft.
 Depth to Water: 14.86 ft.
8.14 xVF = 17 = 0.8

Date Monitored: 10-17-13

Volume	3/4"= 0.02	1"= 0.04	2"= 0.17	3"= 0.38
Factor (VF)	4"= 0.66	5"= 1.02	6"= 1.50	12"= 5.80

Check if water column is less than 0.50 ft.

Depth to Water w/ 80% Recharge [(Height of Water Column x 0.20) + DTW]: 15.58
 x3 case volume = Estimated Purge Volume: 2.4 gal.

Purge Equipment:

Disposable Bailer X
 Stainless Steel Bailer _____
 Stack Pump _____
 Suction Pump _____
 Grundfos _____
 Peristaltic Pump _____
 QED Bladder Pump _____
 Other: _____

Sampling Equipment:

Disposable Bailer X
 Pressure Bailer _____
 Metal Filters _____
 Peristaltic Pump _____
 QED Bladder Pump _____
 Other: _____

Time Started: _____ (2400 hrs)
 Time Completed: _____ (2400 hrs)
 Depth to Product: _____ ft
 Depth to Water: _____ ft
 Hydrocarbon Thickness: _____ ft
 Visual Confirmation/Description: _____
 Skimmer / Absorbant Sock (circle one)
 Amt Removed from Skimmer: _____ gal
 Amt Removed from Well: _____ gal
 Water Removed: _____

Start Time (purge): 0855 Weather Conditions: Sunny
 Sample Time/Date: 0855 / 10-17-13 Water Color: Cloudy Odor: Y/N
 Approx. Flow Rate: _____ gpm. Sediment Description: Light
 Did well de-water? Yes If yes, Time: 0901 Volume: 1.75 gal. DTW @ Sampling: 14.86

Time (2400 hr.)	Volume (gal.)	pH	Conductivity (µmhos/cm - US)	Temperature (°F)	D.O. (mg/L)	ORP (mV)
<u>0858</u>	<u>1</u>	<u>7.11</u>	<u>0.46</u>	<u>18.9</u>		

LABORATORY INFORMATION

SAMPLE ID	(#) CONTAINER	REFRIG.	PRESERV. TYPE	LABORATORY	ANALYSES
<u>MW-9</u>	<u>6</u> x voa vial	<u>YES</u>	<u>HCL</u>	<u>BC LABS</u>	<u>TPH-GRO(8015)/BTEX+MTBE(8260)/8 OXYS(8260)</u>
	<u>2</u> x 1 liter ambers	<u>YES</u>	<u>NP</u>	<u>BC LABS</u>	<u>TPH-DRO w/sgc (8015)</u>


COMMENTS: WELL DID NOT RECOVER 80% AFTER 2 HOURS, PRE-PURGE SAMPLES SUBMITTED.

Add/Replaced Gasket: _____ Add/Replaced Bolt: _____ Add/Replaced Lock: _____ Add/Replaced Plug: _____

CHAIN OF CUSTODY FORM

Union Oil Company of California ■ 6101 Bollinger Canyon Road ■ San Ramon, CA 94583

COC 1 of 1

Union Oil Site ID: <u>5781</u>	Union Oil Consultant: <u>HECOM</u>	ANALYSES REQUIRED Turnaround Time (TAT): Standard <input checked="" type="checkbox"/> 24 Hours <input type="checkbox"/> 48 Hours <input type="checkbox"/> 72 Hours <input type="checkbox"/> Special Instructions Notes / Comments
Site Global ID: <u>70600101467</u>	Consultant Contact: <u>JAMES FLEMING</u>	
Site Address: <u>3535 PIERSON ST. OAKLAND CA</u>	Consultant Phone No.: <u>(916) 561-6412</u>	
Union Oil PM: <u>TIM BISHOP</u>	Sampling Company: <u>G-R</u>	
Union Oil PM Phone No.: <u>(925) 790-6463</u>	Sampled By (PRINT): <u>MIKE COMBAED</u>	
Charge Code: <u>NWRB-0 351640 -0- LAB</u>	Sampler Signature: 	
BC Laboratories, Inc. Project Manager: Molly Meyers 4100 Atlas Court, Bakersfield, CA 93308 Phone No. 661-327-4911		

SAMPLE ID				Sample Time	# of Containers	TPH - Diesel by EPA 8015 <i>w/sxc</i>	TPH - G by GC/MS	BTEX/MTBE/ OXYS by EPA 8260B	Ethanol by EPA 8260B	EPA 8260B Full List with OXYS <i>8 OXYS (8760)</i>									
Field Point Name	Matrix	Depth	Date (yymmdd)																
<u>QA</u>	<u>W-S-A</u>		<u>131017</u>		<u>2</u>		<input checked="" type="checkbox"/>	<input checked="" type="checkbox"/>											
<u>MW-A</u>	<u>W-S-A</u>		<u>↓</u>	<u>0645</u>	<u>8</u>		<input checked="" type="checkbox"/>	<input checked="" type="checkbox"/>	<input checked="" type="checkbox"/>	<input checked="" type="checkbox"/>									
<u>MW-4</u>	<u>W-S-A</u>		<u>↓</u>	<u>0930</u>	<u>↓</u>		<input checked="" type="checkbox"/>	<input checked="" type="checkbox"/>	<input checked="" type="checkbox"/>	<input checked="" type="checkbox"/>									
<u>MW-5</u>	<u>W-S-A</u>		<u>↓</u>	<u>0820</u>	<u>↓</u>		<input checked="" type="checkbox"/>	<input checked="" type="checkbox"/>	<input checked="" type="checkbox"/>	<input checked="" type="checkbox"/>									
<u>MW-6</u>	<u>W-S-A</u>		<u>↓</u>	<u>0755</u>	<u>↓</u>		<input checked="" type="checkbox"/>	<input checked="" type="checkbox"/>	<input checked="" type="checkbox"/>	<input checked="" type="checkbox"/>									
<u>MW-7</u>	<u>W-S-A</u>		<u>↓</u>	<u>0730</u>	<u>↓</u>		<input checked="" type="checkbox"/>	<input checked="" type="checkbox"/>	<input checked="" type="checkbox"/>	<input checked="" type="checkbox"/>									
<u>MW-8</u>	<u>W-S-A</u>		<u>↓</u>	<u>1025</u>	<u>↓</u>		<input checked="" type="checkbox"/>	<input checked="" type="checkbox"/>	<input checked="" type="checkbox"/>	<input checked="" type="checkbox"/>									
<u>MW-9</u>	<u>W-S-A</u>		<u>↓</u>	<u>0855</u>	<u>↓</u>		<input checked="" type="checkbox"/>	<input checked="" type="checkbox"/>	<input checked="" type="checkbox"/>	<input checked="" type="checkbox"/>									
	<u>W-S-A</u>																		
	<u>W-S-A</u>																		
	<u>W-S-A</u>																		
	<u>W-S-A</u>																		

Relinquished By: <u>[Signature]</u> Company: <u>G-R</u> Date / Time: <u>10-18-13 / 1200</u>	Relinquished By: <u>[Signature]</u> Company: <u>G-R</u> Date / Time: <u>10-21-13 1200</u>	Relinquished By: _____ Company: _____ Date / Time: _____
Received By: <u>GETTLER-KAW FRUCE</u> Company: <u>L-W</u> Date / Time: <u>10-18-13 1-11</u>	Received By: <u>[Signature]</u> Company: <u>BC LAB</u> Date / Time: <u>10-21-13 1205</u>	Received By: _____ Company: _____ Date / Time: _____

Attachment B

**BC Laboratories, Inc. Analytical
Report #1322925**



Date of Report: 10/31/2013

Jim Harms

AECOM

10461 Old Placerville Rd, Suite 170
Sacramento, CA 95827

Project: 5781
BC Work Order: 1322925
Invoice ID: B158926

Enclosed are the results of analyses for samples received by the laboratory on 10/21/2013. If you have any questions concerning this report, please feel free to contact me.

Sincerely,

Contact Person: Molly Meyers
Client Service Rep

Authorized Signature

Certifications: CA ELAP #1186; NV #CA00014



Table of Contents

Sample Information

Chain of Custody and Cooler Receipt form.....	3
Laboratory / Client Sample Cross Reference.....	6

Sample Results

1322925-01 - QA-W-131017	
Volatile Organic Analysis (EPA Method 8260).....	9
Purgeable Aromatics and Total Petroleum Hydrocarbons.....	10
1322925-02 - MW-A-W-131017	
Volatile Organic Analysis (EPA Method 8260).....	11
Purgeable Aromatics and Total Petroleum Hydrocarbons.....	12
Total Petroleum Hydrocarbons (Silica Gel Treated).....	13
1322925-03 - MW-4-W-131017	
Volatile Organic Analysis (EPA Method 8260).....	14
Purgeable Aromatics and Total Petroleum Hydrocarbons.....	15
Total Petroleum Hydrocarbons (Silica Gel Treated).....	16
1322925-04 - MW-5-W-131017	
Volatile Organic Analysis (EPA Method 8260).....	17
Purgeable Aromatics and Total Petroleum Hydrocarbons.....	18
Total Petroleum Hydrocarbons (Silica Gel Treated).....	19
1322925-05 - MW-6-W-131017	
Volatile Organic Analysis (EPA Method 8260).....	20
Purgeable Aromatics and Total Petroleum Hydrocarbons.....	21
Total Petroleum Hydrocarbons (Silica Gel Treated).....	22
1322925-06 - MW-7-W-131017	
Volatile Organic Analysis (EPA Method 8260).....	23
Purgeable Aromatics and Total Petroleum Hydrocarbons.....	24
Total Petroleum Hydrocarbons (Silica Gel Treated).....	25
1322925-07 - MW-8-W-131017	
Volatile Organic Analysis (EPA Method 8260).....	26
Purgeable Aromatics and Total Petroleum Hydrocarbons.....	27
Total Petroleum Hydrocarbons (Silica Gel Treated).....	28
1322925-08 - MW-9-W-131017	
Volatile Organic Analysis (EPA Method 8260).....	29
Purgeable Aromatics and Total Petroleum Hydrocarbons.....	30
Total Petroleum Hydrocarbons (Silica Gel Treated).....	31

Quality Control Reports

Volatile Organic Analysis (EPA Method 8260)	
Method Blank Analysis.....	32
Laboratory Control Sample.....	33
Precision and Accuracy.....	34
Purgeable Aromatics and Total Petroleum Hydrocarbons	
Method Blank Analysis.....	35
Laboratory Control Sample.....	36
Precision and Accuracy.....	37
Total Petroleum Hydrocarbons (Silica Gel Treated)	
Method Blank Analysis.....	38
Laboratory Control Sample.....	39
Precision and Accuracy.....	40

Notes

Notes and Definitions.....	41
----------------------------	----



BC LABORATORIES INC. COOLER RECEIPT FORM Rev. No. 15 07/01/13 Page 1 of 2

Submission #: 1322925

SHIPPING INFORMATION Federal Express <input type="checkbox"/> UPS <input type="checkbox"/> Hand Delivery <input type="checkbox"/> BC Lab Field Service <input checked="" type="checkbox"/> Other <input type="checkbox"/> (Specify) _____		SHIPPING CONTAINER Ice Chest <input checked="" type="checkbox"/> None <input type="checkbox"/> Box <input type="checkbox"/> Other <input type="checkbox"/> (Specify) _____		FREE LIQUID YES <input type="checkbox"/> NO <input type="checkbox"/>
--	--	---	--	--

Refrigerant: Ice Blue Ice None Other Comments: _____

Custody Seals Ice Chest Containers None Comments: _____
 Intact? Yes No Intact? Yes No

All samples received? Yes No All samples containers intact? Yes No Description(s) match COC? Yes No

COC Received
 YES NO

Emissivity: 0.95 Container: 21 Amber Thermometer ID: 207 Date/Time 10-21-13 2140
 Temperature: (A) 1.5 °C (C) 1.4 °C Analyst Init CAS

SAMPLE CONTAINERS	SAMPLE NUMBERS									
	1	2	3	4	5	6	7	8	9	10
QT GENERAL MINERAL/ GENERAL										
PT PE UNPRESERVED										
QT INORGANIC CHEMICAL METALS										
PT INORGANIC CHEMICAL METALS										
PT CYANIDE										
PT NITROGEN FORMS										
PT TOTAL SULFIDE										
2oz. NITRATE / NITRITE										
PT TOTAL ORGANIC CARBON										
PT TOX										
PT CHEMICAL OXYGEN DEMAND										
PLA PHENOLICS										
40ml VOA VIAL TRAVEL BLANK										
40ml VOA VIAL										
QT EPA 413.1, 413.2, 418.1										
PT ODOR										
RADIOLOGICAL										
BACTERIOLOGICAL										
40 ml VOA VIAL- 504										
QT EPA 508/608/8080										
QT EPA 515.1/8150										
QT EPA 525										
QT EPA 525 TRAVEL BLANK										
100ml EPA 547										
100ml EPA 531.1										
QT EPA 548										
QT EPA 549										
QT EPA 632										
QT EPA 8015M										
QT AMBER		B,C	B,C			B,C	B,C	B,C		
8 OZ. JAR										
32 OZ. JAR										
SOIL SLEEVE										
PCB VIAL										
PLASTIC BAG										
FERROUS IRON										
ENCORE										
SMART KIT										
Summa Canister										

Comments: _____
 Sample Numbering Completed By: AM Date/Time: 10/21/13 2240
 A = Actual / C = Corrected



BC LABORATORIES INC. COOLER RECEIPT FORM Rev. No. 15 07/01/13 Page 2 of 2

Submission #: 13-22925

SHIPPING INFORMATION: Federal Express, UPS, Hand Delivery, BC Lab Field Service, Other. SHIPPING CONTAINER: Ice Chest, None, Box, Other. FREE LIQUID: YES, NO.

Refrigerant: Ice, Blue Ice, None, Other. Comments:

Custody Seals: Ice Chest, Containers, None. Intact? Yes, No.

All samples received? Yes, No. All samples containers intact? Yes, No. Description(s) match COC? Yes, No.

COC Received: YES, NO. Emissivity: 0.95. Container: 2+ Amber. Thermometer ID: 207. Date/Time: 10-21-13 2140. Temperature: (A) 1.9, (C) 1.8. Analyst Init: SLS.

Table with columns: SAMPLE CONTAINERS, SAMPLE NUMBERS (1-10). Rows include: QT GENERAL MINERAL/ GENERAL, PT PE UNPRESERVED, QT INORGANIC CHEMICAL METALS, PT INORGANIC CHEMICAL METALS, PT CYANIDE, PT NITROGEN FORMS, PT TOTAL SULFIDE, 2oz. NITRATE / NITRITE, PT TOTAL ORGANIC CARBON, PT TOX, PT CHEMICAL OXYGEN DEMAND, PLA PHENOLICS, 40ml VOA VIAL TRAVEL BLANK, 40ml VOA VIAL, QT EPA 413.1, 413.2, 418.1, PT ODOR, RADIOLOGICAL, BACTERIOLOGICAL, 40 ml VOA VIAL- 504, QT EPA 508/608/8080, QT EPA 515.1/8150, QT EPA 525, QT EPA 525 TRAVEL BLANK, 100ml EPA 547, 100ml EPA 531.1, QT EPA 548, QT EPA 549, QT EPA 632, QT EPA 8015M, QT AMBER, 8 OZ. JAR, 32 OZ. JAR, SOIL SLEEVE, PCB VIAL, PLASTIC BAG, FERROUS IRON, ENCORE, SMART KIT, Summit Canister.

Comments: Sample Numbering Completed By: M Date/Time: 10/21/13 2240



AECOM
10461 Old Placerville Rd, Suite 170
Sacramento, CA 95827

Reported: 10/31/2013 14:18
Project: 5781
Project Number: 351640
Project Manager: Jim Harms

Laboratory / Client Sample Cross Reference

Laboratory	Client Sample Information
------------	---------------------------

1322925-01	COC Number: --- Project Number: 5781 Sampling Location: --- Sampling Point: QA-W-131017 Sampled By: GRD	Receive Date: 10/21/2013 21:40 Sampling Date: 10/17/2013 00:00 Sample Depth: --- Lab Matrix: Water Sample Type: Water Delivery Work Order: Global ID: T0600101467 Location ID (FieldPoint): QA Matrix: W Sample QC Type (SACode): CS Cooler ID:
-------------------	--	--

1322925-02	COC Number: --- Project Number: 5781 Sampling Location: --- Sampling Point: MW-A-W-131017 Sampled By: GRD	Receive Date: 10/21/2013 21:40 Sampling Date: 10/17/2013 06:45 Sample Depth: --- Lab Matrix: Water Sample Type: Water Delivery Work Order: Global ID: T0600101467 Location ID (FieldPoint): MW-A Matrix: W Sample QC Type (SACode): CS Cooler ID:
-------------------	--	--

1322925-03	COC Number: --- Project Number: 5781 Sampling Location: --- Sampling Point: MW-4-W-131017 Sampled By: GRD	Receive Date: 10/21/2013 21:40 Sampling Date: 10/17/2013 09:30 Sample Depth: --- Lab Matrix: Water Sample Type: Water Delivery Work Order: Global ID: T0600101467 Location ID (FieldPoint): MW-4 Matrix: W Sample QC Type (SACode): CS Cooler ID:
-------------------	--	--



AECOM
10461 Old Placerville Rd, Suite 170
Sacramento, CA 95827

Reported: 10/31/2013 14:18
Project: 5781
Project Number: 351640
Project Manager: Jim Harms

Laboratory / Client Sample Cross Reference

Laboratory	Client Sample Information
------------	---------------------------

1322925-04	COC Number: --- Project Number: 5781 Sampling Location: --- Sampling Point: MW-5-W-131017 Sampled By: GRD	Receive Date: 10/21/2013 21:40 Sampling Date: 10/17/2013 08:20 Sample Depth: --- Lab Matrix: Water Sample Type: Water Delivery Work Order: Global ID: T0600101467 Location ID (FieldPoint): MW-5 Matrix: W Sample QC Type (SACode): CS Cooler ID:
-------------------	--	--

1322925-05	COC Number: --- Project Number: 5781 Sampling Location: --- Sampling Point: MW-6-W-131017 Sampled By: GRD	Receive Date: 10/21/2013 21:40 Sampling Date: 10/17/2013 07:55 Sample Depth: --- Lab Matrix: Water Sample Type: Water Delivery Work Order: Global ID: T0600101467 Location ID (FieldPoint): MW-6 Matrix: W Sample QC Type (SACode): CS Cooler ID:
-------------------	--	--

1322925-06	COC Number: --- Project Number: 5781 Sampling Location: --- Sampling Point: MW-7-W-131017 Sampled By: GRD	Receive Date: 10/21/2013 21:40 Sampling Date: 10/17/2013 07:30 Sample Depth: --- Lab Matrix: Water Sample Type: Water Delivery Work Order: Global ID: T0600101467 Location ID (FieldPoint): MW-7 Matrix: W Sample QC Type (SACode): CS Cooler ID:
-------------------	--	--



AECOM
10461 Old Placerville Rd, Suite 170
Sacramento, CA 95827

Reported: 10/31/2013 14:18
Project: 5781
Project Number: 351640
Project Manager: Jim Harms

Laboratory / Client Sample Cross Reference

Laboratory	Client Sample Information
------------	---------------------------

1322925-07	COC Number: --- Project Number: 5781 Sampling Location: --- Sampling Point: MW-8-W-131017 Sampled By: GRD	Receive Date: 10/21/2013 21:40 Sampling Date: 10/17/2013 10:25 Sample Depth: --- Lab Matrix: Water Sample Type: Water Delivery Work Order: Global ID: T0600101467 Location ID (FieldPoint): MW-8 Matrix: W Sample QC Type (SACode): CS Cooler ID:
-------------------	--	--

1322925-08	COC Number: --- Project Number: 5781 Sampling Location: --- Sampling Point: MW-9-W-131017 Sampled By: GRD	Receive Date: 10/21/2013 21:40 Sampling Date: 10/17/2013 08:55 Sample Depth: --- Lab Matrix: Water Sample Type: Water Delivery Work Order: Global ID: T0600101467 Location ID (FieldPoint): MW-9 Matrix: W Sample QC Type (SACode): CS Cooler ID:
-------------------	--	--



AECOM
10461 Old Placerville Rd, Suite 170
Sacramento, CA 95827

Reported: 10/31/2013 14:18
Project: 5781
Project Number: 351640
Project Manager: Jim Harms

Volatile Organic Analysis (EPA Method 8260)

BCL Sample ID: 1322925-01	Client Sample Name: 5781, QA-W-131017, 10/17/2013 12:00:00AM
----------------------------------	---

Constituent	Result	Units	PQL	Method	MB Bias	Lab Quals	Run #
Benzene	ND	ug/L	0.50	EPA-8260B	ND		1
1,2-Dibromoethane	ND	ug/L	0.50	EPA-8260B	ND		1
1,2-Dichloroethane	ND	ug/L	0.50	EPA-8260B	ND		1
Ethylbenzene	ND	ug/L	0.50	EPA-8260B	ND		1
Methyl t-butyl ether	ND	ug/L	0.50	EPA-8260B	ND		1
Toluene	ND	ug/L	0.50	EPA-8260B	ND		1
Total Xylenes	ND	ug/L	1.0	EPA-8260B	ND		1
t-Amyl Methyl ether	ND	ug/L	0.50	EPA-8260B	ND		1
t-Butyl alcohol	ND	ug/L	10	EPA-8260B	ND		1
Diisopropyl ether	ND	ug/L	0.50	EPA-8260B	ND		1
Ethanol	ND	ug/L	250	EPA-8260B	ND		1
Ethyl t-butyl ether	ND	ug/L	0.50	EPA-8260B	ND		1
1,2-Dichloroethane-d4 (Surrogate)	98.3	%	75 - 125 (LCL - UCL)	EPA-8260B			1
Toluene-d8 (Surrogate)	98.9	%	80 - 120 (LCL - UCL)	EPA-8260B			1
4-Bromofluorobenzene (Surrogate)	89.0	%	80 - 120 (LCL - UCL)	EPA-8260B			1

Run #	Method	Prep Date	Run Date/Time	Analyst	Instrument	Dilution	QC Batch ID
1	EPA-8260B	10/22/13	10/23/13 04:15	MGC	MS-V5	1	BWJ1664



AECOM
10461 Old Placerville Rd, Suite 170
Sacramento, CA 95827

Reported: 10/31/2013 14:18
Project: 5781
Project Number: 351640
Project Manager: Jim Harms

Purgeable Aromatics and Total Petroleum Hydrocarbons

BCL Sample ID: 1322925-01	Client Sample Name: 5781, QA-W-131017, 10/17/2013 12:00:00AM
----------------------------------	---

Constituent	Result	Units	PQL	Method	MB Bias	Lab Quals	Run #
Gasoline Range Organics (C4 - C12)	ND	ug/L	50	EPA-8015B	ND		1
a,a,a-Trifluorotoluene (FID Surrogate)	87.7	%	70 - 130 (LCL - UCL)	EPA-8015B			1

Run #	Method	Prep Date	Run Date/Time	Analyst	Instrument	Dilution	QC Batch ID
1	EPA-8015B	10/23/13	10/23/13 14:43	jjh	GC-V9	1	BWJ1789

The results in this report apply to the samples analyzed in accordance with the chain of custody document. This analytical report must be reproduced in its entirety.
All results listed in this report are for the exclusive use of the submitting party. BC Laboratories, Inc. assumes no responsibility for report alteration, separation, detachment or third party interpretation.



AECOM
10461 Old Placerville Rd, Suite 170
Sacramento, CA 95827

Reported: 10/31/2013 14:18
Project: 5781
Project Number: 351640
Project Manager: Jim Harms

Volatile Organic Analysis (EPA Method 8260)

BCL Sample ID: 1322925-02	Client Sample Name: 5781, MW-A-W-131017, 10/17/2013 6:45:00AM
----------------------------------	--

Constituent	Result	Units	PQL	Method	MB Bias	Lab Quals	Run #
Benzene	ND	ug/L	0.50	EPA-8260B	ND		1
1,2-Dibromoethane	ND	ug/L	0.50	EPA-8260B	ND		1
1,2-Dichloroethane	ND	ug/L	0.50	EPA-8260B	ND		1
Ethylbenzene	ND	ug/L	0.50	EPA-8260B	ND		1
Methyl t-butyl ether	ND	ug/L	0.50	EPA-8260B	ND		1
Toluene	ND	ug/L	0.50	EPA-8260B	ND		1
Total Xylenes	ND	ug/L	1.0	EPA-8260B	ND		1
t-Amyl Methyl ether	ND	ug/L	0.50	EPA-8260B	ND		1
t-Butyl alcohol	ND	ug/L	10	EPA-8260B	ND		1
Diisopropyl ether	ND	ug/L	0.50	EPA-8260B	ND		1
Ethanol	ND	ug/L	250	EPA-8260B	ND		1
Ethyl t-butyl ether	ND	ug/L	0.50	EPA-8260B	ND		1
1,2-Dichloroethane-d4 (Surrogate)	98.9	%	75 - 125 (LCL - UCL)	EPA-8260B			1
Toluene-d8 (Surrogate)	99.1	%	80 - 120 (LCL - UCL)	EPA-8260B			1
4-Bromofluorobenzene (Surrogate)	88.7	%	80 - 120 (LCL - UCL)	EPA-8260B			1

Run #	Method	Prep Date	Run Date/Time	Analyst	Instrument	Dilution	QC Batch ID
1	EPA-8260B	10/22/13	10/23/13 04:37	MGC	MS-V5	1	BWJ1664



AECOM
10461 Old Placerville Rd, Suite 170
Sacramento, CA 95827

Reported: 10/31/2013 14:18
Project: 5781
Project Number: 351640
Project Manager: Jim Harms

Purgeable Aromatics and Total Petroleum Hydrocarbons

BCL Sample ID: 1322925-02	Client Sample Name: 5781, MW-A-W-131017, 10/17/2013 6:45:00AM
----------------------------------	--

Constituent	Result	Units	PQL	Method	MB Bias	Lab Quals	Run #
Gasoline Range Organics (C4 - C12)	ND	ug/L	50	EPA-8015B	ND		1
a,a,a-Trifluorotoluene (FID Surrogate)	86.5	%	70 - 130 (LCL - UCL)	EPA-8015B			1

Run #	Method	Prep Date	Run Date/Time	Analyst	Instrument	Dilution	QC Batch ID
1	EPA-8015B	10/23/13	10/23/13 15:03	jjh	GC-V9	1	BWJ1789



AECOM
10461 Old Placerville Rd, Suite 170
Sacramento, CA 95827

Reported: 10/31/2013 14:18
Project: 5781
Project Number: 351640
Project Manager: Jim Harms

Total Petroleum Hydrocarbons (Silica Gel Treated)

BCL Sample ID: 1322925-02	Client Sample Name: 5781, MW-A-W-131017, 10/17/2013 6:45:00AM
----------------------------------	--

Constituent	Result	Units	PQL	Method	MB Bias	Lab Quals	Run #
Diesel Range Organics (C12 - C24)	ND	ug/L	50	Luft/TPHd	ND		1
Tetracosane (Surrogate)	56.9	%	20 - 120 (LCL - UCL)	Luft/TPHd			1
Capric acid (Reverse Surrogate)	0	%	0 - 2 (LCL - UCL)	Luft/TPHd			1

Run #	Method	Prep Date	Run Date/Time	Analyst	Instrument	Dilution	QC Batch ID
1	Luft/TPHd	10/23/13	10/29/13 00:09	JAR	GC-5	1	BWJ2157



AECOM
10461 Old Placerville Rd, Suite 170
Sacramento, CA 95827

Reported: 10/31/2013 14:18
Project: 5781
Project Number: 351640
Project Manager: Jim Harms

Volatile Organic Analysis (EPA Method 8260)

BCL Sample ID: 1322925-03	Client Sample Name: 5781, MW-4-W-131017, 10/17/2013 9:30:00AM
----------------------------------	--

Constituent	Result	Units	PQL	Method	MB Bias	Lab Quals	Run #
Benzene	ND	ug/L	0.50	EPA-8260B	ND		1
1,2-Dibromoethane	ND	ug/L	0.50	EPA-8260B	ND		1
1,2-Dichloroethane	ND	ug/L	0.50	EPA-8260B	ND		1
Ethylbenzene	ND	ug/L	0.50	EPA-8260B	ND		1
Methyl t-butyl ether	ND	ug/L	0.50	EPA-8260B	ND		1
Toluene	ND	ug/L	0.50	EPA-8260B	ND		1
Total Xylenes	ND	ug/L	1.0	EPA-8260B	ND		1
t-Amyl Methyl ether	ND	ug/L	0.50	EPA-8260B	ND		1
t-Butyl alcohol	ND	ug/L	10	EPA-8260B	ND		1
Diisopropyl ether	ND	ug/L	0.50	EPA-8260B	ND		1
Ethanol	ND	ug/L	250	EPA-8260B	ND		1
Ethyl t-butyl ether	ND	ug/L	0.50	EPA-8260B	ND		1
1,2-Dichloroethane-d4 (Surrogate)	98.3	%	75 - 125 (LCL - UCL)	EPA-8260B			1
Toluene-d8 (Surrogate)	101	%	80 - 120 (LCL - UCL)	EPA-8260B			1
4-Bromofluorobenzene (Surrogate)	91.7	%	80 - 120 (LCL - UCL)	EPA-8260B			1

Run #	Method	Prep Date	Run Date/Time	Analyst	Instrument	Dilution	QC Batch ID
1	EPA-8260B	10/22/13	10/23/13 05:00	MGC	MS-V5	1	BWJ1664



AECOM
10461 Old Placerville Rd, Suite 170
Sacramento, CA 95827

Reported: 10/31/2013 14:18
Project: 5781
Project Number: 351640
Project Manager: Jim Harms

Purgeable Aromatics and Total Petroleum Hydrocarbons

BCL Sample ID: 1322925-03	Client Sample Name: 5781, MW-4-W-131017, 10/17/2013 9:30:00AM
----------------------------------	--

Constituent	Result	Units	PQL	Method	MB Bias	Lab Quals	Run #
Gasoline Range Organics (C4 - C12)	ND	ug/L	50	EPA-8015B	ND		1
a,a,a-Trifluorotoluene (FID Surrogate)	87.0	%	70 - 130 (LCL - UCL)	EPA-8015B			1

Run #	Method	Prep Date	Run Date/Time	Analyst	Instrument	Dilution	QC Batch ID
1	EPA-8015B	10/23/13	10/23/13 15:23	jjh	GC-V9	1	BWJ1789



AECOM
10461 Old Placerville Rd, Suite 170
Sacramento, CA 95827

Reported: 10/31/2013 14:18
Project: 5781
Project Number: 351640
Project Manager: Jim Harms

Total Petroleum Hydrocarbons (Silica Gel Treated)

BCL Sample ID: 1322925-03	Client Sample Name: 5781, MW-4-W-131017, 10/17/2013 9:30:00AM
----------------------------------	--

Constituent	Result	Units	PQL	Method	MB Bias	Lab Quals	Run #
Diesel Range Organics (C12 - C24)	ND	ug/L	50	Luft/TPHd	ND		1
Tetracosane (Surrogate)	51.2	%	20 - 120 (LCL - UCL)	Luft/TPHd			1
Capric acid (Reverse Surrogate)	0	%	0 - 2 (LCL - UCL)	Luft/TPHd			1

Run #	Method	Prep Date	Run Date/Time	Analyst	Instrument	Dilution	QC Batch ID
1	Luft/TPHd	10/23/13	10/29/13 00:23	JAR	GC-5	1	BWJ2157



AECOM
10461 Old Placerville Rd, Suite 170
Sacramento, CA 95827

Reported: 10/31/2013 14:18
Project: 5781
Project Number: 351640
Project Manager: Jim Harms

Volatile Organic Analysis (EPA Method 8260)

BCL Sample ID: 1322925-04	Client Sample Name: 5781, MW-5-W-131017, 10/17/2013 8:20:00AM
----------------------------------	--

Constituent	Result	Units	PQL	Method	MB Bias	Lab Quals	Run #
Benzene	ND	ug/L	10	EPA-8260B	ND	A01	1
1,2-Dibromoethane	ND	ug/L	10	EPA-8260B	ND	A01	1
1,2-Dichloroethane	ND	ug/L	10	EPA-8260B	ND	A01	1
Ethylbenzene	770	ug/L	10	EPA-8260B	ND	A01	1
Methyl t-butyl ether	ND	ug/L	10	EPA-8260B	ND	A01	1
Toluene	66	ug/L	10	EPA-8260B	ND	A01	1
Total Xylenes	9300	ug/L	100	EPA-8260B	ND	A01	2
t-Amyl Methyl ether	ND	ug/L	10	EPA-8260B	ND	A01	1
t-Butyl alcohol	ND	ug/L	200	EPA-8260B	ND	A01	1
Diisopropyl ether	ND	ug/L	10	EPA-8260B	ND	A01	1
Ethanol	ND	ug/L	5000	EPA-8260B	ND	A01	1
Ethyl t-butyl ether	ND	ug/L	10	EPA-8260B	ND	A01	1
1,2-Dichloroethane-d4 (Surrogate)	110	%	75 - 125 (LCL - UCL)	EPA-8260B			1
1,2-Dichloroethane-d4 (Surrogate)	107	%	75 - 125 (LCL - UCL)	EPA-8260B			2
Toluene-d8 (Surrogate)	101	%	80 - 120 (LCL - UCL)	EPA-8260B			1
Toluene-d8 (Surrogate)	97.7	%	80 - 120 (LCL - UCL)	EPA-8260B			2
4-Bromofluorobenzene (Surrogate)	102	%	80 - 120 (LCL - UCL)	EPA-8260B			1
4-Bromofluorobenzene (Surrogate)	101	%	80 - 120 (LCL - UCL)	EPA-8260B			2

Run #	Method	Prep Date	Run Date/Time	Analyst	Instrument	Dilution	QC Batch ID
1	EPA-8260B	10/23/13	10/23/13 15:32	ML	HPCHEM	20	BWJ1787
2	EPA-8260B	10/23/13	10/24/13 06:29	ML	MS-V13	100	BWJ1787

The results in this report apply to the samples analyzed in accordance with the chain of custody document. This analytical report must be reproduced in its entirety. All results listed in this report are for the exclusive use of the submitting party. BC Laboratories, Inc. assumes no responsibility for report alteration, separation, detachment or third party interpretation.



AECOM
10461 Old Placerville Rd, Suite 170
Sacramento, CA 95827

Reported: 10/31/2013 14:18
Project: 5781
Project Number: 351640
Project Manager: Jim Harms

Purgeable Aromatics and Total Petroleum Hydrocarbons

BCL Sample ID: 1322925-04	Client Sample Name: 5781, MW-5-W-131017, 10/17/2013 8:20:00AM
----------------------------------	--

Constituent	Result	Units	PQL	Method	MB Bias	Lab Quals	Run #
Gasoline Range Organics (C4 - C12)	86000	ug/L	5000	EPA-8015B	ND	A01	1
a,a,a-Trifluorotoluene (FID Surrogate)	82.8	%	70 - 130 (LCL - UCL)	EPA-8015B			1

Run #	Method	Prep Date	Run Date/Time	Analyst	Instrument	Dilution	QC Batch ID
1	EPA-8015B	10/23/13	10/29/13 18:11	jjh	GC-V9	100	BWJ1789

The results in this report apply to the samples analyzed in accordance with the chain of custody document. This analytical report must be reproduced in its entirety.
All results listed in this report are for the exclusive use of the submitting party. BC Laboratories, Inc. assumes no responsibility for report alteration, separation, detachment or third party interpretation.



AECOM
10461 Old Placerville Rd, Suite 170
Sacramento, CA 95827

Reported: 10/31/2013 14:18
Project: 5781
Project Number: 351640
Project Manager: Jim Harms

Total Petroleum Hydrocarbons (Silica Gel Treated)

BCL Sample ID: 1322925-04	Client Sample Name: 5781, MW-5-W-131017, 10/17/2013 8:20:00AM
----------------------------------	--

Constituent	Result	Units	PQL	Method	MB Bias	Lab Quals	Run #
Diesel Range Organics (C12 - C24)	ND	ug/L	50	Luft/TPHd	ND		1
Tetracosane (Surrogate)	27.6	%	20 - 120 (LCL - UCL)	Luft/TPHd			1
Capric acid (Reverse Surrogate)	0	%	0 - 2 (LCL - UCL)	Luft/TPHd			1

Run #	Method	Prep Date	Run Date/Time	Analyst	Instrument	Dilution	QC Batch ID
1	Luft/TPHd	10/23/13	10/29/13 00:36	JAR	GC-5	1	BWJ2157



AECOM
10461 Old Placerville Rd, Suite 170
Sacramento, CA 95827

Reported: 10/31/2013 14:18
Project: 5781
Project Number: 351640
Project Manager: Jim Harms

Volatile Organic Analysis (EPA Method 8260)

BCL Sample ID: 1322925-05	Client Sample Name: 5781, MW-6-W-131017, 10/17/2013 7:55:00AM
----------------------------------	--

Constituent	Result	Units	PQL	Method	MB Bias	Lab Quals	Run #
Benzene	ND	ug/L	0.50	EPA-8260B	ND		1
1,2-Dibromoethane	ND	ug/L	0.50	EPA-8260B	ND		1
1,2-Dichloroethane	ND	ug/L	0.50	EPA-8260B	ND		1
Ethylbenzene	ND	ug/L	0.50	EPA-8260B	ND		1
Methyl t-butyl ether	16	ug/L	0.50	EPA-8260B	ND		1
Toluene	ND	ug/L	0.50	EPA-8260B	ND		1
Total Xylenes	ND	ug/L	1.0	EPA-8260B	ND		1
t-Amyl Methyl ether	ND	ug/L	0.50	EPA-8260B	ND		1
t-Butyl alcohol	ND	ug/L	10	EPA-8260B	ND		1
Diisopropyl ether	ND	ug/L	0.50	EPA-8260B	ND		1
Ethanol	ND	ug/L	250	EPA-8260B	ND		1
Ethyl t-butyl ether	ND	ug/L	0.50	EPA-8260B	ND		1
1,2-Dichloroethane-d4 (Surrogate)	109	%	75 - 125 (LCL - UCL)	EPA-8260B			1
Toluene-d8 (Surrogate)	99.3	%	80 - 120 (LCL - UCL)	EPA-8260B			1
4-Bromofluorobenzene (Surrogate)	100	%	80 - 120 (LCL - UCL)	EPA-8260B			1

Run #	Method	Prep Date	Run Date/Time	Analyst	Instrument	Dilution	QC Batch ID
1	EPA-8260B	10/23/13	10/23/13 15:32	ML	HPCHEM	1	BWJ1787



AECOM
10461 Old Placerville Rd, Suite 170
Sacramento, CA 95827

Reported: 10/31/2013 14:18
Project: 5781
Project Number: 351640
Project Manager: Jim Harms

Purgeable Aromatics and Total Petroleum Hydrocarbons

BCL Sample ID: 1322925-05	Client Sample Name: 5781, MW-6-W-131017, 10/17/2013 7:55:00AM
----------------------------------	--

Constituent	Result	Units	PQL	Method	MB Bias	Lab Quals	Run #
Gasoline Range Organics (C4 - C12)	ND	ug/L	50	EPA-8015B	ND		1
a,a,a-Trifluorotoluene (FID Surrogate)	79.0	%	70 - 130 (LCL - UCL)	EPA-8015B			1

Run #	Method	Prep Date	Run Date/Time	Analyst	Instrument	Dilution	QC Batch ID
1	EPA-8015B	10/23/13	10/29/13 17:51	jjh	GC-V9	1	BWJ1789



AECOM
10461 Old Placerville Rd, Suite 170
Sacramento, CA 95827

Reported: 10/31/2013 14:18
Project: 5781
Project Number: 351640
Project Manager: Jim Harms

Total Petroleum Hydrocarbons (Silica Gel Treated)

BCL Sample ID: 1322925-05	Client Sample Name: 5781, MW-6-W-131017, 10/17/2013 7:55:00AM
----------------------------------	--

Constituent	Result	Units	PQL	Method	MB Bias	Lab Quals	Run #
Diesel Range Organics (C12 - C24)	ND	ug/L	50	Luft/TPHd	ND		1
Tetracosane (Surrogate)	36.7	%	20 - 120 (LCL - UCL)	Luft/TPHd			1
Capric acid (Reverse Surrogate)	0	%	0 - 2 (LCL - UCL)	Luft/TPHd			1

Run #	Method	Prep Date	Run Date/Time	Analyst	Instrument	Dilution	QC Batch ID
1	Luft/TPHd	10/23/13	10/29/13 00:50	JAR	GC-5	1	BWJ2157



AECOM
10461 Old Placerville Rd, Suite 170
Sacramento, CA 95827

Reported: 10/31/2013 14:18
Project: 5781
Project Number: 351640
Project Manager: Jim Harms

Volatile Organic Analysis (EPA Method 8260)

BCL Sample ID: 1322925-06	Client Sample Name: 5781, MW-7-W-131017, 10/17/2013 7:30:00AM
----------------------------------	--

Constituent	Result	Units	PQL	Method	MB Bias	Lab Quals	Run #
Benzene	ND	ug/L	0.50	EPA-8260B	ND		1
1,2-Dibromoethane	ND	ug/L	0.50	EPA-8260B	ND		1
1,2-Dichloroethane	ND	ug/L	0.50	EPA-8260B	ND		1
Ethylbenzene	ND	ug/L	0.50	EPA-8260B	ND		1
Methyl t-butyl ether	ND	ug/L	0.50	EPA-8260B	ND		1
Toluene	ND	ug/L	0.50	EPA-8260B	ND		1
Total Xylenes	ND	ug/L	1.0	EPA-8260B	ND		1
t-Amyl Methyl ether	ND	ug/L	0.50	EPA-8260B	ND		1
t-Butyl alcohol	ND	ug/L	10	EPA-8260B	ND		1
Diisopropyl ether	ND	ug/L	0.50	EPA-8260B	ND		1
Ethanol	ND	ug/L	250	EPA-8260B	ND		1
Ethyl t-butyl ether	ND	ug/L	0.50	EPA-8260B	ND		1
1,2-Dichloroethane-d4 (Surrogate)	116	%	75 - 125 (LCL - UCL)	EPA-8260B			1
Toluene-d8 (Surrogate)	99.5	%	80 - 120 (LCL - UCL)	EPA-8260B			1
4-Bromofluorobenzene (Surrogate)	99.8	%	80 - 120 (LCL - UCL)	EPA-8260B			1

Run #	Method	Prep Date	Run Date/Time	Analyst	Instrument	Dilution	QC Batch ID
1	EPA-8260B	10/23/13	10/23/13 15:32	ML	HPCHEM	1	BWJ1787



AECOM
10461 Old Placerville Rd, Suite 170
Sacramento, CA 95827

Reported: 10/31/2013 14:18
Project: 5781
Project Number: 351640
Project Manager: Jim Harms

Purgeable Aromatics and Total Petroleum Hydrocarbons

BCL Sample ID: 1322925-06	Client Sample Name: 5781, MW-7-W-131017, 10/17/2013 7:30:00AM
----------------------------------	--

Constituent	Result	Units	PQL	Method	MB Bias	Lab Quals	Run #
Gasoline Range Organics (C4 - C12)	ND	ug/L	50	EPA-8015B	ND		1
a,a,a-Trifluorotoluene (FID Surrogate)	84.9	%	70 - 130 (LCL - UCL)	EPA-8015B			1

Run #	Method	Prep Date	Run Date/Time	Analyst	Instrument	Dilution	QC Batch ID
1	EPA-8015B	10/23/13	10/28/13 18:57	jjh	GC-V9	1	BWJ1789



AECOM
10461 Old Placerville Rd, Suite 170
Sacramento, CA 95827

Reported: 10/31/2013 14:18
Project: 5781
Project Number: 351640
Project Manager: Jim Harms

Total Petroleum Hydrocarbons (Silica Gel Treated)

BCL Sample ID: 1322925-06	Client Sample Name: 5781, MW-7-W-131017, 10/17/2013 7:30:00AM
----------------------------------	--

Constituent	Result	Units	PQL	Method	MB Bias	Lab Quals	Run #
Diesel Range Organics (C12 - C24)	ND	ug/L	50	Luft/TPHd	ND		1
Tetracosane (Surrogate)	57.4	%	20 - 120 (LCL - UCL)	Luft/TPHd			1
Capric acid (Reverse Surrogate)	0	%	0 - 2 (LCL - UCL)	Luft/TPHd			1

Run #	Method	Prep Date	Run Date/Time	Analyst	Instrument	Dilution	QC Batch ID
1	Luft/TPHd	10/23/13	10/29/13 01:04	JAR	GC-5	1	BWJ2157



AECOM
10461 Old Placerville Rd, Suite 170
Sacramento, CA 95827

Reported: 10/31/2013 14:18
Project: 5781
Project Number: 351640
Project Manager: Jim Harms

Volatile Organic Analysis (EPA Method 8260)

BCL Sample ID: 1322925-07	Client Sample Name: 5781, MW-8-W-131017, 10/17/2013 10:25:00AM
----------------------------------	---

Constituent	Result	Units	PQL	Method	MB Bias	Lab Quals	Run #
Benzene	ND	ug/L	0.50	EPA-8260B	ND		1
1,2-Dibromoethane	ND	ug/L	0.50	EPA-8260B	ND		1
1,2-Dichloroethane	ND	ug/L	0.50	EPA-8260B	ND		1
Ethylbenzene	ND	ug/L	0.50	EPA-8260B	ND		1
Methyl t-butyl ether	0.78	ug/L	0.50	EPA-8260B	ND		1
Toluene	ND	ug/L	0.50	EPA-8260B	ND		1
Total Xylenes	ND	ug/L	1.0	EPA-8260B	ND		1
t-Amyl Methyl ether	ND	ug/L	0.50	EPA-8260B	ND		1
t-Butyl alcohol	ND	ug/L	10	EPA-8260B	ND		1
Diisopropyl ether	ND	ug/L	0.50	EPA-8260B	ND		1
Ethanol	ND	ug/L	250	EPA-8260B	ND		1
Ethyl t-butyl ether	ND	ug/L	0.50	EPA-8260B	ND		1
1,2-Dichloroethane-d4 (Surrogate)	107	%	75 - 125 (LCL - UCL)	EPA-8260B			1
Toluene-d8 (Surrogate)	100	%	80 - 120 (LCL - UCL)	EPA-8260B			1
4-Bromofluorobenzene (Surrogate)	97.2	%	80 - 120 (LCL - UCL)	EPA-8260B			1

Run #	Method	Prep Date	Run Date/Time	Analyst	Instrument	Dilution	QC Batch ID
1	EPA-8260B	10/23/13	10/23/13 15:32	ML	HPCHEM	1	BWJ1787

The results in this report apply to the samples analyzed in accordance with the chain of custody document. This analytical report must be reproduced in its entirety. All results listed in this report are for the exclusive use of the submitting party. BC Laboratories, Inc. assumes no responsibility for report alteration, separation, detachment or third party interpretation.



AECOM
10461 Old Placerville Rd, Suite 170
Sacramento, CA 95827

Reported: 10/31/2013 14:18
Project: 5781
Project Number: 351640
Project Manager: Jim Harms

Purgeable Aromatics and Total Petroleum Hydrocarbons

BCL Sample ID: 1322925-07	Client Sample Name: 5781, MW-8-W-131017, 10/17/2013 10:25:00AM
----------------------------------	---

Constituent	Result	Units	PQL	Method	MB Bias	Lab Quals	Run #
Gasoline Range Organics (C4 - C12)	ND	ug/L	50	EPA-8015B	ND		1
a,a,a-Trifluorotoluene (FID Surrogate)	83.8	%	70 - 130 (LCL - UCL)	EPA-8015B			1

Run #	Method	Prep Date	Run Date/Time	Analyst	Instrument	Dilution	QC Batch ID
1	EPA-8015B	10/23/13	10/28/13 19:18	jjh	GC-V9	1	BWJ1789



AECOM
10461 Old Placerville Rd, Suite 170
Sacramento, CA 95827

Reported: 10/31/2013 14:18
Project: 5781
Project Number: 351640
Project Manager: Jim Harms

Total Petroleum Hydrocarbons (Silica Gel Treated)

BCL Sample ID: 1322925-07	Client Sample Name: 5781, MW-8-W-131017, 10/17/2013 10:25:00AM
----------------------------------	---

Constituent	Result	Units	PQL	Method	MB Bias	Lab Quals	Run #
Diesel Range Organics (C12 - C24)	ND	ug/L	50	Luft/TPHd	ND		1
Tetracosane (Surrogate)	51.5	%	20 - 120 (LCL - UCL)	Luft/TPHd			1
Capric acid (Reverse Surrogate)	0	%	0 - 2 (LCL - UCL)	Luft/TPHd			1

Run #	Method	Prep Date	Run Date/Time	Analyst	Instrument	Dilution	QC Batch ID
1	Luft/TPHd	10/23/13	10/29/13 01:18	JAR	GC-5	1	BWJ2157



AECOM
10461 Old Placerville Rd, Suite 170
Sacramento, CA 95827

Reported: 10/31/2013 14:18
Project: 5781
Project Number: 351640
Project Manager: Jim Harms

Volatile Organic Analysis (EPA Method 8260)

BCL Sample ID: 1322925-08	Client Sample Name: 5781, MW-9-W-131017, 10/17/2013 8:55:00AM
----------------------------------	--

Constituent	Result	Units	PQL	Method	MB Bias	Lab Quals	Run #
Benzene	ND	ug/L	0.50	EPA-8260B	ND		1
1,2-Dibromoethane	ND	ug/L	0.50	EPA-8260B	ND		1
1,2-Dichloroethane	ND	ug/L	0.50	EPA-8260B	ND		1
Ethylbenzene	ND	ug/L	0.50	EPA-8260B	ND		1
Methyl t-butyl ether	ND	ug/L	0.50	EPA-8260B	ND		1
Toluene	ND	ug/L	0.50	EPA-8260B	ND		1
Total Xylenes	ND	ug/L	1.0	EPA-8260B	ND		1
t-Amyl Methyl ether	ND	ug/L	0.50	EPA-8260B	ND		1
t-Butyl alcohol	ND	ug/L	10	EPA-8260B	ND		1
Diisopropyl ether	ND	ug/L	0.50	EPA-8260B	ND		1
Ethanol	ND	ug/L	250	EPA-8260B	ND		1
Ethyl t-butyl ether	ND	ug/L	0.50	EPA-8260B	ND		1
1,2-Dichloroethane-d4 (Surrogate)	112	%	75 - 125 (LCL - UCL)	EPA-8260B			1
Toluene-d8 (Surrogate)	99.4	%	80 - 120 (LCL - UCL)	EPA-8260B			1
4-Bromofluorobenzene (Surrogate)	97.9	%	80 - 120 (LCL - UCL)	EPA-8260B			1

Run #	Method	Prep Date	Run Date/Time	Analyst	Instrument	Dilution	QC Batch ID
1	EPA-8260B	10/23/13	10/23/13 15:32	ML	HPCHEM	1	BWJ1787

The results in this report apply to the samples analyzed in accordance with the chain of custody document. This analytical report must be reproduced in its entirety. All results listed in this report are for the exclusive use of the submitting party. BC Laboratories, Inc. assumes no responsibility for report alteration, separation, detachment or third party interpretation.



AECOM
10461 Old Placerville Rd, Suite 170
Sacramento, CA 95827

Reported: 10/31/2013 14:18
Project: 5781
Project Number: 351640
Project Manager: Jim Harms

Purgeable Aromatics and Total Petroleum Hydrocarbons

BCL Sample ID: 1322925-08	Client Sample Name: 5781, MW-9-W-131017, 10/17/2013 8:55:00AM
----------------------------------	--

Constituent	Result	Units	PQL	Method	MB Bias	Lab Quals	Run #
Gasoline Range Organics (C4 - C12)	ND	ug/L	50	EPA-8015B	ND		1
a,a,a-Trifluorotoluene (FID Surrogate)	81.7	%	70 - 130 (LCL - UCL)	EPA-8015B			1

Run #	Method	Prep Date	Run Date/Time	Analyst	Instrument	Dilution	QC Batch ID
1	EPA-8015B	10/23/13	10/28/13 19:38	jjh	GC-V9	1	BWJ1789



AECOM
10461 Old Placerville Rd, Suite 170
Sacramento, CA 95827

Reported: 10/31/2013 14:18
Project: 5781
Project Number: 351640
Project Manager: Jim Harms

Total Petroleum Hydrocarbons (Silica Gel Treated)

BCL Sample ID: 1322925-08	Client Sample Name: 5781, MW-9-W-131017, 10/17/2013 8:55:00AM
----------------------------------	--

Constituent	Result	Units	PQL	Method	MB Bias	Lab Quals	Run #
Diesel Range Organics (C12 - C24)	ND	ug/L	50	Luft/TPHd	ND		1
Tetracosane (Surrogate)	16.9	%	20 - 120 (LCL - UCL)	Luft/TPHd		S09	1
Capric acid (Reverse Surrogate)	0	%	0 - 2 (LCL - UCL)	Luft/TPHd			1

Run #	Method	Prep Date	Run Date/Time	Analyst	Instrument	Dilution	QC Batch ID
1	Luft/TPHd	10/23/13	10/28/13 21:15	JAR	GC-5	1	BWJ2157



AECOM
10461 Old Placerville Rd, Suite 170
Sacramento, CA 95827

Reported: 10/31/2013 14:18
Project: 5781
Project Number: 351640
Project Manager: Jim Harms

Volatile Organic Analysis (EPA Method 8260)

Quality Control Report - Method Blank Analysis

Constituent	QC Sample ID	MB Result	Units	PQL	MDL	Lab Quals
-------------	--------------	-----------	-------	-----	-----	-----------

QC Batch ID: BWJ1664

Benzene	BWJ1664-BLK1	ND	ug/L	0.50		
1,2-Dibromoethane	BWJ1664-BLK1	ND	ug/L	0.50		
1,2-Dichloroethane	BWJ1664-BLK1	ND	ug/L	0.50		
Ethylbenzene	BWJ1664-BLK1	ND	ug/L	0.50		
Methyl t-butyl ether	BWJ1664-BLK1	ND	ug/L	0.50		
Toluene	BWJ1664-BLK1	ND	ug/L	0.50		
Total Xylenes	BWJ1664-BLK1	ND	ug/L	1.0		
t-Amyl Methyl ether	BWJ1664-BLK1	ND	ug/L	0.50		
t-Butyl alcohol	BWJ1664-BLK1	ND	ug/L	10		
Diisopropyl ether	BWJ1664-BLK1	ND	ug/L	0.50		
Ethanol	BWJ1664-BLK1	ND	ug/L	250		
Ethyl t-butyl ether	BWJ1664-BLK1	ND	ug/L	0.50		
1,2-Dichloroethane-d4 (Surrogate)	BWJ1664-BLK1	96.3	%		75 - 125 (LCL - UCL)	
Toluene-d8 (Surrogate)	BWJ1664-BLK1	98.9	%		80 - 120 (LCL - UCL)	
4-Bromofluorobenzene (Surrogate)	BWJ1664-BLK1	91.3	%		80 - 120 (LCL - UCL)	

QC Batch ID: BWJ1787

Benzene	BWJ1787-BLK1	ND	ug/L	0.50		
1,2-Dibromoethane	BWJ1787-BLK1	ND	ug/L	0.50		
1,2-Dichloroethane	BWJ1787-BLK1	ND	ug/L	0.50		
Ethylbenzene	BWJ1787-BLK1	ND	ug/L	0.50		
Methyl t-butyl ether	BWJ1787-BLK1	ND	ug/L	0.50		
Toluene	BWJ1787-BLK1	ND	ug/L	0.50		
Total Xylenes	BWJ1787-BLK1	ND	ug/L	1.0		
t-Amyl Methyl ether	BWJ1787-BLK1	ND	ug/L	0.50		
t-Butyl alcohol	BWJ1787-BLK1	ND	ug/L	10		
Diisopropyl ether	BWJ1787-BLK1	ND	ug/L	0.50		
Ethanol	BWJ1787-BLK1	ND	ug/L	250		
Ethyl t-butyl ether	BWJ1787-BLK1	ND	ug/L	0.50		
1,2-Dichloroethane-d4 (Surrogate)	BWJ1787-BLK1	104	%		75 - 125 (LCL - UCL)	
Toluene-d8 (Surrogate)	BWJ1787-BLK1	98.9	%		80 - 120 (LCL - UCL)	
4-Bromofluorobenzene (Surrogate)	BWJ1787-BLK1	97.3	%		80 - 120 (LCL - UCL)	

The results in this report apply to the samples analyzed in accordance with the chain of custody document. This analytical report must be reproduced in its entirety. All results listed in this report are for the exclusive use of the submitting party. BC Laboratories, Inc. assumes no responsibility for report alteration, separation, detachment or third party interpretation.



AECOM
10461 Old Placerville Rd, Suite 170
Sacramento, CA 95827

Reported: 10/31/2013 14:18
Project: 5781
Project Number: 351640
Project Manager: Jim Harms

Volatile Organic Analysis (EPA Method 8260)

Quality Control Report - Laboratory Control Sample

Constituent	QC Sample ID	Type	Result	Spike Level	Units	Percent Recovery	RPD	Control Limits		Lab
								Percent Recovery	RPD	
QC Batch ID: BWJ1664										
Benzene	BWJ1664-BS1	LCS	24.640	25.000	ug/L	98.6		70 - 130		
Toluene	BWJ1664-BS1	LCS	25.160	25.000	ug/L	101		70 - 130		
1,2-Dichloroethane-d4 (Surrogate)	BWJ1664-BS1	LCS	9.2800	10.000	ug/L	92.8		75 - 125		
Toluene-d8 (Surrogate)	BWJ1664-BS1	LCS	10.070	10.000	ug/L	101		80 - 120		
4-Bromofluorobenzene (Surrogate)	BWJ1664-BS1	LCS	9.8900	10.000	ug/L	98.9		80 - 120		
QC Batch ID: BWJ1787										
Benzene	BWJ1787-BS1	LCS	24.550	25.000	ug/L	98.2		70 - 130		
Toluene	BWJ1787-BS1	LCS	25.020	25.000	ug/L	100		70 - 130		
1,2-Dichloroethane-d4 (Surrogate)	BWJ1787-BS1	LCS	10.210	10.000	ug/L	102		75 - 125		
Toluene-d8 (Surrogate)	BWJ1787-BS1	LCS	10.140	10.000	ug/L	101		80 - 120		
4-Bromofluorobenzene (Surrogate)	BWJ1787-BS1	LCS	10.350	10.000	ug/L	104		80 - 120		



AECOM
10461 Old Placerville Rd, Suite 170
Sacramento, CA 95827

Reported: 10/31/2013 14:18
Project: 5781
Project Number: 351640
Project Manager: Jim Harms

Volatile Organic Analysis (EPA Method 8260)

Quality Control Report - Precision & Accuracy

Table with columns: Constituent, Source Type, Source Sample ID, Source Result, Result, Spike Added, Units, RPD, Percent Recovery, Control Limits RPD, Control Limits Percent Recovery, Lab Quals. Includes two QC batches: BWJ1664 and BWJ1787.



AECOM
10461 Old Placerville Rd, Suite 170
Sacramento, CA 95827

Reported: 10/31/2013 14:18
Project: 5781
Project Number: 351640
Project Manager: Jim Harms

Purgeable Aromatics and Total Petroleum Hydrocarbons

Quality Control Report - Method Blank Analysis

Constituent	QC Sample ID	MB Result	Units	PQL	MDL	Lab Quals
QC Batch ID: BWJ1789						
Gasoline Range Organics (C4 - C12)	BWJ1789-BLK1	ND	ug/L	50		
a,a,a-Trifluorotoluene (FID Surrogate)	BWJ1789-BLK1	87.6	%	70 - 130 (LCL - UCL)		



AECOM
10461 Old Placerville Rd, Suite 170
Sacramento, CA 95827

Reported: 10/31/2013 14:18
Project: 5781
Project Number: 351640
Project Manager: Jim Harms

Purgeable Aromatics and Total Petroleum Hydrocarbons

Quality Control Report - Laboratory Control Sample

Constituent	QC Sample ID	Type	Result	Spike Level	Units	Percent Recovery	RPD	Control Limits		Lab	Quals
								Percent Recovery	RPD		
QC Batch ID: BWJ1789											
Gasoline Range Organics (C4 - C12)	BWJ1789-BS1	LCS	922.14	1000.0	ug/L	92.2		85 - 115			
a,a,a-Trifluorotoluene (FID Surrogate)	BWJ1789-BS1	LCS	35.509	40.000	ug/L	88.8		70 - 130			



AECOM
10461 Old Placerville Rd, Suite 170
Sacramento, CA 95827

Reported: 10/31/2013 14:18
Project: 5781
Project Number: 351640
Project Manager: Jim Harms

Purgeable Aromatics and Total Petroleum Hydrocarbons

Quality Control Report - Precision & Accuracy

Constituent	Type	Source Sample ID	Source Result	Result	Spike Added	Units	RPD	Control Limits		Lab Quals
								Percent Recovery	Percent Recovery	
QC Batch ID: BWJ1789		Used client sample: N								
Gasoline Range Organics (C4 - C12)	MS	1320257-93	ND	873.18	1000.0	ug/L		87.3		70 - 130
	MSD	1320257-93	ND	904.68	1000.0	ug/L	3.5	90.5	20	70 - 130
a,a,a-Trifluorotoluene (FID Surrogate)	MS	1320257-93	ND	34.496	40.000	ug/L		86.2		70 - 130
	MSD	1320257-93	ND	34.874	40.000	ug/L	1.1	87.2		70 - 130



AECOM
10461 Old Placerville Rd, Suite 170
Sacramento, CA 95827

Reported: 10/31/2013 14:18
Project: 5781
Project Number: 351640
Project Manager: Jim Harms

Total Petroleum Hydrocarbons (Silica Gel Treated)

Quality Control Report - Method Blank Analysis

Constituent	QC Sample ID	MB Result	Units	PQL	MDL	Lab Quals
QC Batch ID: BWJ2157						
Diesel Range Organics (C12 - C24)	BWJ2157-BLK1	ND	ug/L	50		
Tetracosane (Surrogate)	BWJ2157-BLK1	46.2	%	20 - 120 (LCL - UCL)		
Capric acid (Reverse Surrogate)	BWJ2157-BLK1	0	%	0 - 2 (LCL - UCL)		



AECOM
10461 Old Placerville Rd, Suite 170
Sacramento, CA 95827

Reported: 10/31/2013 14:18
Project: 5781
Project Number: 351640
Project Manager: Jim Harms

Total Petroleum Hydrocarbons (Silica Gel Treated)

Quality Control Report - Laboratory Control Sample

Constituent	QC Sample ID	Type	Result	Spike Level	Units	Percent Recovery	RPD	Control Limits		Lab
								Percent Recovery	RPD	
QC Batch ID: BWJ2157										
Diesel Range Organics (C12 - C24)	BWJ2157-BS1	LCS	194.62	500.00	ug/L	38.9		20 - 110		
Tetracosane (Surrogate)	BWJ2157-BS1	LCS	6.1880	20.000	ug/L	30.9		20 - 120		
Capric acid (Reverse Surrogate)	BWJ2157-BS1	LCS	ND	100.00	ug/L	0		0 - 2		



AECOM
10461 Old Placerville Rd, Suite 170
Sacramento, CA 95827

Reported: 10/31/2013 14:18
Project: 5781
Project Number: 351640
Project Manager: Jim Harms

Total Petroleum Hydrocarbons (Silica Gel Treated)

Quality Control Report - Precision & Accuracy

Constituent	Type	Source Sample ID	Source Result	Result	Spike Added	Units	RPD	Percent		Lab Quals
								Recovery	RPD	
QC Batch ID: BWJ2157		Used client sample: N								
Diesel Range Organics (C12 - C24)	MS	1320257-71	ND	193.77	500.00	ug/L		38.8		20 - 110
	MSD	1320257-71	ND	196.33	500.00	ug/L	1.3	39.3	30	20 - 110
Tetracosane (Surrogate)	MS	1320257-71	ND	6.0430	20.000	ug/L		30.2		20 - 120
	MSD	1320257-71	ND	6.0430	20.000	ug/L	0	30.2		20 - 120
Capric acid (Reverse Surrogate)	MS	1320257-71	ND	ND	100.00	ug/L		0		0 - 2
	MSD	1320257-71	ND	ND	100.00	ug/L		0		0 - 2

The results in this report apply to the samples analyzed in accordance with the chain of custody document. This analytical report must be reproduced in its entirety. All results listed in this report are for the exclusive use of the submitting party. BC Laboratories, Inc. assumes no responsibility for report alteration, separation, detachment or third party interpretation.



AECOM
10461 Old Placerville Rd, Suite 170
Sacramento, CA 95827

Reported: 10/31/2013 14:18
Project: 5781
Project Number: 351640
Project Manager: Jim Harms

Notes And Definitions

- MDL Method Detection Limit
- ND Analyte Not Detected at or above the reporting limit
- PQL Practical Quantitation Limit
- RPD Relative Percent Difference
- A01 PQL's and MDL's are raised due to sample dilution.
- S09 The surrogate recovery on the sample for this compound was not within the control limits.