



**Nicole M. Arceneaux**  
Project Manager  
Marketing Business Unit

**Chevron Environmental  
Management Company**  
6101 Bollinger Canyon Road  
San Ramon, CA 94583  
Tel (925) 790-6912  
Nicole.arceneaux@chevron.com

December 23, 2014

Alameda County Health Care Services Agency  
Environmental Health Services  
Environmental Protection  
1131 Harbor Bay Parkway, Suite 250  
Alameda, California 94502-6577

**RECEIVED**

*By Alameda County Environmental Health at 12:09 pm, Jan 06, 2015*

**Re: Unocal No. 5781 (351640)  
3535 Pierson Street, Oakland, California  
Fuel Leak Case No. RO0000253  
GeoTracker Global ID #T0600101467**

I have reviewed the attached report dated December 23, 2014.

I agree with the conclusions and recommendations presented in the referenced report. The information in this report is accurate to the best of my knowledge and all local Agency/Regional Board guidelines have been followed. This report was prepared by AECOM, upon whose assistance and advice I have relied.

This letter is submitted pursuant to the requirements of California Water Code Section 13257(b)(1) and the regulating implementation entitled Appendix A pertaining thereto.

I declare under penalty of perjury that the foregoing is true and correct to the best of my knowledge.

Sincerely,

A handwritten signature in blue ink, appearing to read "Nicole Arceneaux".

Nicole Arceneaux  
Project Manager

Attachment: Fourth Quarter 2014 Groundwater Monitoring Report by AECOM

December 23, 2014

Mr. Keith Nowell  
Alameda County Health Care Services Agency  
Environmental Health Services  
Environmental Protection  
1131 Harbor Bay Parkway, Suite 250  
Alameda, California 94502-6577

**Subject: Fourth Quarter 2014 Groundwater Monitoring Report  
Unocal No. 5781 (351640)  
3535 Pierson Street, Oakland, California  
Fuel Leak Case No. RO0000253**

Dear Mr. Nowell,

On behalf of Chevron Environmental Management Company's (EMC's) affiliate, Union Oil Company of California ("Union Oil"), AECOM is pleased to present the fourth quarter 2014 groundwater monitoring report for the site located at 3535 Pierson Street in Oakland, California (site) (**Figure 1**). The locations of the former and current site features are illustrated on **Figure 2**. Quarterly groundwater monitoring is conducted to evaluate the distribution of petroleum hydrocarbon constituents in groundwater beneath the site. Groundwater sampling was performed by Gettler-Ryan Inc. (Gettler-Ryan) of Dublin, California. This report summarizes sample results collected from wells associated with the site during the fourth quarter of 2014.

#### **Groundwater Monitoring Field Data**

On October 21, 2014, Gettler-Ryan measured and recorded the depth to groundwater for the seven site monitoring wells (MW-A and MW-4 through MW-9). These depths were converted to groundwater elevations and used to construct a groundwater elevation contour map (**Figure 2** and **Table 1**). Copies of the groundwater gauging logs are included in **Attachment A**. The groundwater elevation data collected from well MW-A were not used in contouring because the well is screened in the deeper aquifer. The depth to groundwater at the site ranged from 13.68 to 18.41 feet below the top of well casings with calculated elevations ranging from 136.38 to 139.80 feet above mean sea level. The groundwater flow direction is to the northeast with a calculated average hydraulic gradient of approximately 0.11 feet per foot (**Figure 2**).

#### **Groundwater Sampling and Analytical Results**

On October 21, 2014, Gettler-Ryan collected groundwater samples from monitoring wells MW-A and MW-4 through MW-9. The site wells historically have poor recharge, therefore pre-purge samples are collected. If the wells do not recharge in 2 hours, the pre-purge samples are submitted for analysis. After purging a minimum of three well volumes, wells MW-6, MW-7, and MW-9 did not recharge within 2 hours and pre-purge samples were submitted for analysis. Temperature, pH, and electrical conductivity readings were recorded during purging, and copies of those purge logs are presented in **Attachment A**.

The groundwater samples were submitted to BC Laboratories, Inc. (BC Labs) of Bakersfield, California. The BC Labs analytical report dated November 7, 2014, is included as **Attachment B**. Groundwater samples were analyzed for the following based on historical trends at each monitoring well:

- Total petroleum hydrocarbons as diesel range organics (TPH-DRO) by Luft/TPHd method with silica gel cleanup;
- Total petroleum hydrocarbons as gasoline range organics (TPH-GRO) by Environmental Protection Agency (EPA) Method 8015B;
- Benzene, toluene, ethylbenzene, and total xylenes (BTEX) by EPA Method 8260B; and
- Fuel oxygenates, including methyl t-butyl ether (MTBE), t-amyl Methyl ether (TAME), t-Butyl alcohol (TBA), diisopropyl ether (DIPE), and ethyl t-butyl ether (ETBE), ethanol, 1,2 dibromoethane (EDB), and 1,2-dichloroethane (EDC) by EPA Method 8260B.

Analytical results are presented in **Table 1**, **Table 2**, and **Figure 3** for this quarterly groundwater monitoring event. The following presents a brief summary of the analytical sample results:

- Benzene, ETBE, DIPE, TAME, EDB, EDC, TBA and ethanol were not detected in any of the groundwater samples analyzed.
- TPH-DRO was reported for MW-5 at 3,000 µg/L, with the laboratory report noting that the chromatogram is not typical of diesel.
- TPH-GRO was detected for MW-5 at 27,000 µg/L.
- MTBE was detected in the groundwater samples collected from MW-5 and MW-8 at 7.7 µg/L and 2.0 µg/L, respectively.
- Toluene, ethylbenzene, and total xylenes were detected in the groundwater sample collected from MW-5 at 40 µg/L, 370 µg/L, and 2,900 µg/L, respectively. Historical concentrations of toluene, ethylbenzene, and total xylenes detected for MW-5 have shown an overall decreasing trend.

A summary of historical groundwater analytical data through October 2014 is presented in **Tables 3 through 5**.

Approximately 29 gallons of purge water was generated during the groundwater monitoring event. The purge water and decontamination water generated during sampling activities was transported by Clean Harbors Environmental Services to Seaport Environmental located in Redwood City, California.

During the fourth quarter of 2012, 0.39 feet of free product/light non-aqueous phase liquid (LNAPL) was observed in well MW-5. Free product/LNAPL has not been observed in MW-5 since that time.

## Conclusions

The sample results from the groundwater monitoring activities at the site indicate the following.

- MW-A, MW-4, MW-6, MW-7, and MW-9 are historically non-detect for all analytes.
- MW-5 continues to show elevated petroleum hydrocarbon concentrations; however, the concentrations observed in 2014 have generally been the lowest observed to date.
- MTBE was detected in the groundwater samples collected from MW-5 and MW-8 at 7.7 µg/L and 2.0 µg/L, respectively.

**Future Activities****Groundwater Monitoring**

AECOM will coordinate monitoring and sampling activities as per the established schedule. AECOM will submit quarterly groundwater monitoring and sampling reports.

**Additional Activity**

AECOM will finalize and submit a site assessment work plan during the fourth quarter of 2014 to address downgradient hydrocarbons in groundwater east of MW-5.


**Remarks/Signatures**

The interpretations in this report represent AECOM's professional opinions and are based, in part, on the information supplied by Gettler-Ryan and BC Labs. These opinions are based on currently available information and are arrived at in accordance with currently accepted hydrogeologic and engineering practices at this time and location. Other than this, no warranty is implied or intended. If you have any questions regarding this project, please contact James Harms at (916) 414-5800.

Sincerely,



James Harms  
Project Manager



Jessica M. Law, PG  
Project Geologist  
Stamped: 12/23/14



ccs: Ms. Nicole M. Arceneaux, EMC (via electronic copy)  
DeLong Liu, United Brothers Enterprise, Inc., property owner (via paper copy)

Enclosures:

**Tables**

Table 1	Current Groundwater Monitoring Data and Analytical Results
Table 2	Current Groundwater Analytical Results - Oxygenate Compounds
Table 3	Historical Groundwater Monitoring Data and Analytical Results
Table 4	Historical Groundwater Analytical Results - Oxygenate Compounds
Table 5	Additional Historical Analytical Results

**Figures**

Figure 1	Site Location Map
Figure 2	Groundwater Elevation Contour Map – Fourth Quarter 2014
Figure 3	Groundwater Concentration Map – Fourth Quarter 2014

**Attachments**

- Attachment A October 21, 2014, Groundwater Data Field Sheets
- Attachment B BC Laboratories, Inc. Analytical Report

## Tables

**Table 1**  
**Current Groundwater Monitoring Data and Analytical Results**  
**Unocal No. 5781 (351640)**  
**3535 Pierson Street**  
**Oakland, California**

WELL ID	TOC* (ft)	DATE	DTW (ft)	GWE* (ft)	LNAPL (ft)	TPH-DRO (µg/L)	TPH-GRO (µg/L)	B (µg/L)	T (µg/L)	E (µg/L)	X (µg/L)	COMMENTS
MW-A	154.79	10/21/2014	18.41	136.38	0	<50	<50	<0.50	<0.50	<0.50	<1.0	
MW-4	153.48	10/21/2014	13.68	139.80	0	<50	<50	<0.50	<0.50	<0.50	<1.0	
MW-5	153.66	10/21/2014	17.03	136.63	0	3,000 (A52)	27,000	<0.50	40	370	2,900	
MW-6	154.62	10/21/2014	16.70	137.92	0	<50	<50	<0.50	<0.50	<0.50	<1.0	
MW-7	155.38	10/21/2014	16.67	138.71	0	<50	<50	<0.50	<0.50	<0.50	<1.0	
MW-8	153.71	10/21/2014	14.38	139.33	0	<50	<50	<0.50	<0.50	<0.50	<1.0	
MW-9	153.37	10/21/2014	14.32	139.05	0	<50	<50	<0.50	<0.50	<0.50	<1.0	

**NOTES:**

\* TOC and GWE are in feet above mean sea level

BTEX compounds analyzed by Environmental Protection Agency Method 8260B

TPH-DRO analyzed by Luft/TPHd method with silica gel cleanup

TPH-GRO analyzed by Environmental Protection Agency Method 8015B

<# = Analyte not detected at or above indicated laboratory practical quantitation limit

ID = Identification

TOC = Top of casing

ft = Feet

DTW = Depth to water

B = Benzene

T = Toluene

E = Ethylbenzene

X = Total xylenes

**Table 2**  
**Current Groundwater Analytical Results - Oxygenate Compounds**  
**Unocal No. 5781 (351640)**  
**3535 Pierson Street**  
**Oakland, California**

WELL ID	DATE	MTBE (µg/L)	TBA (µg/L)	ETHANOL (µg/L)	ETBE (µg/L)	DIPE (µg/L)	TAME (µg/L)	EDB (µg/L)	EDC (µg/L)
MW-A	10/21/2014	<0.50	<10	<250	<0.50	<0.50	<0.50	<0.50	<0.50
MW-4	10/21/2014	<0.50	<10	<250	<0.50	<0.50	<0.50	<0.50	<0.50
MW-5	10/21/2014	7.7	<10	<250	<0.50	<0.50	<0.50	<0.50	<0.50
MW-6	10/21/2014	<0.50	<10	<250	<0.50	<0.50	<0.50	<0.50	<0.50
MW-7	10/21/2014	<0.50	<10	<250	<0.50	<0.50	<0.50	<0.50	<0.50
MW-8	10/21/2014	2.0	<10	<250	<0.50	<0.50	<0.50	<0.50	<0.50
MW-9	10/21/2014	<0.50	<10	<250	<0.50	<0.50	<0.50	<0.50	<0.50

**NOTES:**

Oxygenate compounds analyzed by Environmental Protection Agency Method 8260B

<# = Analyte not detected at or above indicated laboratory practical quantitation limit

ID = Identification

µg/L = Micrograms per liter

MTBE = Methyl t-butyl ether

TBA = t-butyl alcohol

DIPE = Diisopropyl ether

ETBE = Ethyl t-butyl ether

TAME = t-amyl methyl ether

EDB = 1,2-Dibromoethane

EDC = 1,2-Dichloroethane



**Table 3**  
**Historical Groundwater Monitoring Data and Analytical Results**  
**Unocal No. 5781 (351640)**  
**3535 Pierson Street**  
**Oakland, California**

WELL ID	TOC* (ft)	DATE	DTW (ft)	GWE* (ft)	LNAPL (ft)	TPH-DRO (µg/L)	TPH-GRO (µg/L)	B (µg/L)	T (µg/L)	E (µg/L)	X (µg/L)	Comments
MW-A	--	12/18/1990	--	--	--	73	ND	ND	ND	ND	ND	
	--	5/3/1991	--	--	--	ND	ND	ND	ND	ND	ND	
	--	8/7/1991	--	--	--	ND	ND	ND	ND	ND	ND	
	--	11/8/1991	--	--	--	ND	ND	ND	ND	ND	ND	
	151.80	2/6/1992	19.88	131.92	0	ND	ND	ND	ND	ND	ND	
	151.80	8/4/1992	18.95	132.85	0	ND	ND	ND	ND	ND	0.51	
	151.80	2/10/1993	17.71	134.09	0	ND	ND	ND	ND	ND	ND	
	151.80	2/10/1994	15.25	136.55	0	ND	ND	ND	0.52	ND	0.92	
	151.80	2/9/1995	15.68	136.12	0	ND	ND	ND	ND	ND	ND	
	151.80	2/6/1996	12.52	139.28	0	120	ND	ND	ND	ND	2.1	
	151.80	2/5/1997	13.01	138.79	0	61	ND	ND	ND	ND	ND	
	151.80	2/2/1998	11.91	139.89	0	ND	ND	ND	ND	ND	ND	
	151.80	2/22/1999	11.24	140.56	0	ND	ND	ND	ND	ND	ND	
	151.80	2/26/2000	12.16	139.64	0	ND	ND	ND	1.01	ND	ND	
	151.80	3/7/2001	11.91	139.89	0	131	ND	ND	ND	ND	ND	
	151.80	2/22/2002	14.08	137.72	0	<50	<50	<0.50	<0.50	<0.50	<0.50	
	151.80	2/22/2003	14.41	137.39	0	93	<50	<0.50	<0.50	<0.50	<0.50	
	151.80	2/3/2004	14.32	137.48	0	60	<50	<0.50	<0.50	<0.50	<0.50	
	151.80	2/18/2005	14.21	137.59	0	<50	<50	<0.50	<0.50	<0.50	<0.50	
	151.80	3/29/2006	12.72	139.08	0	<200	<50	<0.30	<0.30	<0.30	<0.60	
	151.80	3/28/2007	13.98	137.82	0	92	<50	<0.30	<0.30	<0.30	<0.60	
	151.80	3/22/2008	12.68	139.12	0	<50	<50	<0.30	<0.30	<0.30	<0.60	
	151.80	3/27/2009	14.35	137.45	0	53	<50	<0.30	<0.30	<0.30	<0.60	
	151.80	3/23/2010	19.55	132.25	0	<58	--	--	--	--	--	
	154.79	6/16/2010	17.85	136.94	0	<50	<50	<0.50	<0.50	<0.50	<1.0	
	154.79	9/29/2010	15.50	139.29	0	<1200	<50	<0.50	<0.50	<0.50	<1.0	
	154.79	12/21/2010	14.43	140.36	0	<50	<50	<0.50	<0.50	<0.50	<1.0	
	154.79	3/10/2011	17.70	137.09	0	<50	<50	<0.50	<0.50	<0.50	<1.0	
	154.79	06/07/2011	13.92	140.87	0	<40	<50	<0.50	<0.50	<0.50	<1.0	
	154.79	08/18/2011	18.83	135.96	0	<40	<50	<0.50	<0.50	<0.50	<1.0	
	154.79	10/04/2011	14.67	140.12	0	<40	<50	<0.50	<0.50	<0.50	<1.0	
	154.79	01/24/2012	16.75	138.04	0	<40	<50	<0.50	<0.50	<0.50	<1.0	
	154.79	04/06/2012	17.14	137.65	0	<40	<50	<0.50	<0.50	<0.50	<1.0	
	154.79	07/02/2012	14.79	140.00	0	<40	<50	<0.50	<0.50	<0.50	<1.0	

**Table 3**  
**Historical Groundwater Monitoring Data and Analytical Results**  
**Unocal No. 5781 (351640)**  
**3535 Pierson Street**  
**Oakland, California**

WELL ID	TOC* (ft)	DATE	DTW (ft)	GWE* (ft)	LNAPL (ft)	TPH-DRO (µg/L)	TPH-GRO (µg/L)	B (µg/L)	T (µg/L)	E (µg/L)	X (µg/L)	Comments
<b>MW-A cont.</b>	154.79	10/4/2012	17.52	137.27	0	<50	<50	<0.50	<0.50	<0.50	<1.0	
	154.79	1/23/2013	15.08	139.71	0	<50	<50	<0.50	<0.50	<0.50	<1.0	
	154.79	4/22/2013	15.60	139.19	0	<50	<50	<0.50	<0.50	<0.50	<1.0	
	154.79	7/31/2013	16.42	138.37	0	<50	<50	<0.50	<0.50	<0.50	<1.0	
	154.79	10/17/2013	16.57	138.22	0	<50	<50	<0.50	<0.50	<0.50	<1.0	
	154.79	2/24/2014	17.33	137.46	0	<50	<50	<0.50	<0.50	<0.50	<1.0	
	154.79	4/17/2014	16.65	138.14	0	<50	<50	<0.50	<0.50	<0.50	<1.0	
	154.79	7/18/2014	18.02	136.77	0	--	<50	<0.50	<0.50	<0.50	<1.0	
	<b>154.79</b>	<b>10/21/2014</b>	<b>18.41</b>	<b>136.38</b>	<b>0</b>	<b>&lt;50</b>	<b>&lt;50</b>	<b>&lt;0.50</b>	<b>&lt;0.50</b>	<b>&lt;0.50</b>	<b>&lt;1.0</b>	
<b>MW-4</b>	153.48	6/16/2010	11.13	142.35	0	<50	58	<0.50	9.7	1.3	16	
	153.48	9/29/2010	12.62	140.86	0	<50	<50	<0.50	<0.50	<0.50	<1.0	
	153.48	12/21/2010	11.17	142.31	0	<50	<50	<0.50	<0.50	<0.50	<1.0	
	153.48	3/10/2011	10.57	142.91	0	<50	<50	<0.50	<0.50	<0.50	<1.0	
	153.48	06/07/2011	10.94	142.54	0	<40	<50	<0.50	<0.50	<0.50	<1.0	
	153.48	08/18/2011	12.07	141.41	0	<40	<50	<0.50	<0.50	<0.50	<1.0	
	153.48	10/04/2011	12.70	140.78	0	<40	<50	<0.50	<0.50	<0.50	<1.0	
	153.48	01/24/2012	12.40	141.08	0	<40	<50	<0.50	<0.50	<0.50	<1.0	
	153.48	04/06/2012	11.10	142.38	0	<40	390	<0.50	3.8	11	150	
	153.48	07/02/2012	12.14	141.34	0	<40	<50	<0.50	<0.50	<0.50	<1.0	
	153.48	10/4/2012	13.43	140.05	0	<50	<50	<0.50	<0.50	<0.50	<1.0	
	153.48	1/23/2013	11.64	141.84	0	<50	<50	<0.50	<0.50	<0.50	<1.0	
	153.48	4/22/2013	12.22	141.26	0	<50	<50	<0.50	<0.50	<0.50	<1.0	
	153.48	7/31/2013	13.24	140.24	0	<50	<50	<0.50	<0.50	<0.50	<1.0	
	153.48	10/17/2013	13.85	139.63	0	<50	<50	<0.50	<0.50	<0.50	<1.0	
	153.48	2/24/2014	13.06	140.42	0	<50	<50	<0.50	<0.50	<0.50	<1.0	
	153.48	4/17/2014	11.96	141.52	0	<50	<50	<0.50	<0.50	<0.50	<1.0	
	153.48	7/18/2014	12.90	140.58	0	<50	<50	<0.50	<0.50	<0.50	<1.0	
<b>153.48</b>	<b>10/21/2014</b>	<b>13.68</b>	<b>139.80</b>	<b>0</b>	<b>&lt;50</b>	<b>&lt;50</b>	<b>&lt;0.50</b>	<b>&lt;0.50</b>	<b>&lt;0.50</b>	<b>&lt;1.0</b>		
<b>MW-5</b>	153.66	6/16/2010	11.95	141.71	0	3,000	29,000	580	6,800	850	7,200	
	153.66	9/29/2010	13.67	139.99	0	64,000	29,000	220	4,100	2,500	23,000	
	153.66	12/21/2010	11.17	142.49	0	11,000	50,000	81	4,800	2,200	22,000	
	153.66	3/10/2011	11.35	142.31	0	4,900	48,000	69	3,600	1,700	20,000	

**Table 3**  
**Historical Groundwater Monitoring Data and Analytical Results**  
**Unocal No. 5781 (351640)**  
**3535 Pierson Street**  
**Oakland, California**

WELL ID	TOC* (ft)	DATE	DTW (ft)	GWE* (ft)	LNAPL (ft)	TPH-DRO (µg/L)	TPH-GRO (µg/L)	B (µg/L)	T (µg/L)	E (µg/L)	X (µg/L)	Comments
<b>MW-5 cont.</b>	153.66	06/07/2011	11.45	142.21	0	3,700	40,000	32	2,300	1,500	16,000	
	153.66	08/18/2011	12.30	141.36	0	5,400	30,000	29	1,000	980	7,200	
	153.66	10/04/2011	13.72	139.94	0	20,000	42,000	21	2,400	2,400	20,000	
	153.66	01/24/2012	12.20	141.46	0	46,000	71,000	<25	1,100	1,400	10,000	
	153.66	04/06/2012	11.88	141.78	0	21,000	58,000	9.9	880	660	9,800	
	153.66	07/02/2012	12.75	140.91	0	30,000	53,000	89	590	1,000	12,000	
	153.66	10/4/2012	16.03	137.94	0.39	No Sample Collected - Free Product in Well						
	153.66	1/23/2013	12.02	141.64	0	22,000	54,000	<25	160	1,100	13,000	
	153.66	4/22/2013	12.37	141.29	0	7,600	39,000	0.70	65	330	4,500	
	153.66	7/31/2013	15.62	138.04	0	11,000	35,000	1.0	59	470	3,500	
	153.659999	10/17/2013	16.41	137.25	0	<50	86,000	<10	66	770	9,300	
	153.66	2/24/2014	15.27	138.39	0	1,700	3,900	<0.50	4.5	240	1,800	
	153.66	4/17/2014	12.02	141.64	0	960	27,000	<0.50	2.5	160	1,100	
	153.66	7/18/2014	15.28	138.38	0	2,100 (A52)	6,600	<0.50	0.97	84	330	
	<b>153.66</b>	<b>10/21/2014</b>	<b>17.03</b>	<b>136.63</b>	<b>0</b>	<b>3,000 (A52)</b>	<b>27,000</b>	<b>&lt;0.50</b>	<b>40</b>	<b>370</b>	<b>2,900</b>	
	<b>MW-6</b>	154.62	12/21/2010	12.10	142.52	0	<50	<50	<0.50	<0.50	<0.50	<1.0
154.62		3/10/2011	11.36	143.26	0	<50	<50	<0.50	<0.50	<0.50	<1.0	
154.62		06/07/2011	11.33	143.29	0	<40	<50	<0.50	<0.50	<0.50	<1.0	
154.62		08/18/2011	13.00	141.62	0	<40	<50	<0.50	<0.50	<0.50	<1.0	
154.62		10/04/2011	14.02	140.60	0	<40	<50	<0.50	<0.50	<0.50	<1.0	
154.62		01/24/2012	11.94	142.68	0	<40	<50	<0.50	<0.50	<0.50	<1.0	
154.62		04/06/2012	11.39	143.23	0	<40	<50	<0.50	<0.50	<0.50	<1.0	
154.62		07/02/2012	11.49	143.13	0	<40	<50	<0.50	<0.50	<0.50	<1.0	
154.62		10/4/2012	16.09	138.53	0	<50	<50	<0.50	<0.50	<0.50	<1.0	
154.62		1/23/2013	11.41	143.21	0	<50	<50	<0.50	<0.50	<0.50	<1.0	
154.62		4/22/2013	11.43	143.19	0	<50	<50	<0.50	<0.50	<0.50	<1.0	
154.62		7/31/2013	15.71	138.91	0	<50	<50	<0.50	<0.50	<0.50	<1.0	
154.62		10/17/2013	16.83	137.79	0	<50	<50	<0.50	<0.50	<0.50	<1.0	
154.62		2/24/2014	15.22	139.40	0	<50	<50	<0.50	<0.50	<0.50	<1.0	
154.62		4/17/2014	11.43	143.19	0	<50	<50	<0.50	<0.50	<0.50	<1.0	
154.62		7/18/2014	14.96	139.66	0	<50	<50	<0.50	<0.50	<0.50	<1.0	
<b>154.62</b>	<b>10/21/2014</b>	<b>16.70</b>	<b>137.92</b>	<b>0</b>	<b>&lt;50</b>	<b>&lt;50</b>	<b>&lt;0.50</b>	<b>&lt;0.50</b>	<b>&lt;0.50</b>	<b>&lt;1.0</b>		

**Table 3**  
**Historical Groundwater Monitoring Data and Analytical Results**  
**Unocal No. 5781 (351640)**  
**3535 Pierson Street**  
**Oakland, California**

WELL ID	TOC* (ft)	DATE	DTW (ft)	GWE* (ft)	LNAPL (ft)	TPH-DRO (µg/L)	TPH-GRO (µg/L)	B (µg/L)	T (µg/L)	E (µg/L)	X (µg/L)	Comments
<b>MW-7</b>	155.38	12/21/2010	13.46	141.92	0	<50	<50	<0.50	<0.50	<0.50	<1.0	
	155.38	3/10/2011	12.07	143.31001	0	<50	<50	<0.50	<0.50	<0.50	<1.0	
	155.38	06/07/2011	12.59	142.79	0	<40	<50	<0.50	<0.50	<0.50	<1.0	
	155.38	08/18/2011	14.37	141.01	0	<40	<50	<0.50	<0.50	<0.50	<1.0	
	155.38	10/04/2011	15.22	140.16	0	<40	<50	<0.50	<0.50	<0.50	<1.0	
	155.38	01/24/2012	15.32	140.06	0	<40	<50	<0.50	<0.50	<0.50	<1.0	
	155.38	04/06/2012	13.09	142.29	0	<49	<50	<0.50	<0.50	<0.50	<1.0	
	155.38	07/02/2012	14.42	140.96	0	<40	<50	<0.50	<0.50	<0.50	<1.0	
	155.38	10/4/2012	16.20	139.18	0	<50	<50	<0.50	<0.50	<0.50	<1.0	
	155.38	1/23/2013	13.27	142.11	0	<50	<50	<0.50	<0.50	<0.50	<1.0	
	155.38	4/22/2013	14.30	141.08	0	<50	52	<0.50	<0.50	<0.50	<1.0	
	155.38	7/31/2013	16.30	139.08	0	Insufficient Water to Sample						
	155.38	10/17/2013	16.77	138.61	0	<50	<50	<0.50	<0.50	<0.50	<1.0	
	155.38	2/24/2014	15.33	140.05	0	<50	<50	<0.50	<0.50	<0.50	<1.0	
	155.38	4/17/2014	13.82	141.56	0	<50	<50	<0.50	<0.50	<0.50	<1.0	
	155.38	7/18/2014	15.70	139.68	0	<50	<50	<0.50	<0.50	<0.50	<1.0	
	<b>155.38</b>	<b>10/21/2014</b>	<b>16.67</b>	<b>138.71</b>	<b>0</b>	<b>&lt;50</b>	<b>&lt;50</b>	<b>&lt;0.50</b>	<b>&lt;0.50</b>	<b>&lt;0.50</b>	<b>&lt;1.0</b>	
<b>MW-8</b>	153.71	12/21/2010	11.63	142.08001	0	81	<50	<0.50	<0.50	<0.50	<1.0	
	153.71	3/10/2011	11.38	142.33001	0	61	<50	<0.50	<0.50	<0.50	<1.0	
	153.71	06/07/2011	11.54	142.17	0	71	<50	<0.50	<0.50	<0.50	<1.0	
	153.71	08/18/2011	12.47	141.24	0	<40	<50	<0.50	<0.50	<0.50	<1.0	
	153.71	10/04/2011	12.90	140.81	0	<40	<50	<0.50	<0.50	<0.50	<1.0	
	153.71	01/24/2012	12.52	141.19	0	<40	<50	<0.50	<0.50	<0.50	<1.0	
	153.71	04/06/2012	11.35	142.36	0	160	270	<0.50	3.7	7.8	91	
	153.71	07/02/2012	12.50	141.21	0	<40	<50	<0.50	<0.50	<0.50	<1.0	
	153.71	10/4/2012	13.89	139.82	0	<50	<50	<0.50	<0.50	<0.50	2.4	
	153.71	1/23/2013	13.06	140.65	0	<50	<50	<0.50	<0.50	<0.50	<1.0	
	153.71	4/22/2013	12.82	140.89	0	<50	<50	<0.50	<0.50	<0.50	<1.0	
	153.71	7/31/2013	13.63	140.08	0	<50	<50	<0.50	<0.50	<0.50	<1.0	
	153.71	10/17/2013	14.48	139.23	0	<50	<50	<0.50	<0.50	<0.50	<1.0	
	153.71	2/24/2014	13.56	140.15	0	<50	<50	<0.50	<0.50	<0.50	<1.0	
	153.71	4/17/2014	11.90	141.81	0	<50	<50	<0.50	<0.50	<0.50	<1.0	
	153.71	7/18/2014	13.78	139.93	0	<50	<50	<0.50	<0.50	<0.50	<1.0	

**Table 3**  
**Historical Groundwater Monitoring Data and Analytical Results**  
**Unocal No. 5781 (351640)**  
**3535 Pierson Street**  
**Oakland, California**

WELL ID	TOC* (ft)	DATE	DTW (ft)	GWE* (ft)	LNAPL (ft)	TPH-DRO (µg/L)	TPH-GRO (µg/L)	B (µg/L)	T (µg/L)	E (µg/L)	X (µg/L)	Comments
<b>MW-8 cont.</b>	<b>153.71</b>	<b>10/21/2014</b>	<b>14.38</b>	<b>139.33</b>	<b>0</b>	<b>&lt;50</b>	<b>&lt;50</b>	<b>&lt;0.50</b>	<b>&lt;0.50</b>	<b>&lt;0.50</b>	<b>&lt;1.0</b>	
<b>MW-9</b>	153.37	12/21/2010	10.53	142.84	0	<50	<50	<0.50	<0.50	<0.50	<1.0	
	153.37	3/10/2011	10.86	142.51	0	<50	<50	<0.50	<0.50	<0.50	<1.0	
	153.37	06/07/2011	11.36	142.01	0	<40	<50	<0.50	<0.50	<0.50	<1.0	
	153.37	08/18/2011	12.52	140.85	0	<40	<50	<0.50	<0.50	<0.50	<1.0	
	153.37	10/04/2011	13.32	140.05	0	<40	<50	<0.50	<0.50	<0.50	<1.0	
	153.37	01/24/2012	11.23	142.14	0	<40	<50	<0.50	<0.50	<0.50	<1.0	
	153.37	04/06/2012	10.98	142.39	0	<40	340	<0.50	4.4	9	120	
	153.37	07/02/2012	12.58	140.79	0	<40	<50	<0.50	<0.50	<0.50	<1.0	
	153.37	10/4/2012	14.31	139.06	0	<50	<50	<0.50	<0.50	<0.50	<1.0	
	153.37	1/23/2013	11.11	142.26	0	<50	<50	<0.50	<0.50	<0.50	<1.0	
	153.37	4/22/2013	12.22	141.15	0	<50	<50	<0.50	<0.50	<0.50	<1.0	
	153.37	7/31/2013	14.10	139.27	0	<50	<50	<0.50	<0.50	<0.50	<1.0	
	153.37	10/17/2013	14.56	138.81	0	<50	<50	<0.50	<0.50	<0.50	<1.0	
	153.37	2/24/2014	12.85	140.52	0	<50	<50	<0.50	<0.50	<0.50	<1.0	
	153.37	4/17/2014	11.73	141.64	0	<50	<50	<0.50	<0.50	<0.50	<1.0	
	153.37	7/18/2014	13.69	139.68	0	<50	<50	<0.50	<0.50	<0.50	<1.0	
	<b>153.37</b>	<b>10/21/2014</b>	<b>14.32</b>	<b>139.05</b>	<b>0</b>	<b>&lt;50</b>	<b>&lt;50</b>	<b>&lt;0.50</b>	<b>&lt;0.50</b>	<b>&lt;0.50</b>	<b>&lt;1.0</b>	

**NOTES:**

\* TOC and GWE are in feet above mean sea level.

BTEX compounds analyzed by Environmental Protection Agency Method 8260B

TPH-DRO analyzed by Luft/TPHd method with silica gel cleanup

TPH-GRO analyzed by Environmental Protection Agency Method 8015B

Free product correlates to light non-aqueous phase liquid

<# = Analyte not detected at or above indicated laboratory practical quantitation limit

ID = Identification

TOC = Top of casing

ft = Feet

DTW = Depth to water

GWE = Groundwater elevation

µg/L = Micrograms per liter

LNAPL = Light non-aqueous phase liquid

-- = Not analyzed/applicable

B = Benzene

T = Toluene

E = Ethylbenzene

X = Total xylenes

TPH-DRO = Total petroleum hydrocarbons as diesel/diesel range organics

TPH-GRO = Total petroleum hydrocarbons as gasoline/gasoline range organics

ND = Non-detect

(A52) = Chromatogram not typical of diesel

Table 4  
 Historical Groundwater Analytical Results - Oxygenate Compounds  
 Unocal No. 5781 (351640)  
 3535 Pierson Street  
 Oakland, California

WELL ID	DATE	MTBE (µg/L)	TBA (µg/L)	ETHANOL (µg/L)	DIPE (µg/L)	ETBE (µg/L)	TAME (µg/L)	EDB (µg/L)	EDC (µg/L)	METHANOL (µg/L)	METHANE (mg/L)	FERROUS IRON (mg/L)	NITRATE (AS N) (mg/L)	SULFATE (mg/L)	
MW-A	12/18/1990	--	--	--	--	--	--	--	--	--	--	--	--	--	
	5/3/1991	--	--	--	--	--	--	--	--	--	--	--	--	--	
	8/7/1991	--	--	--	--	--	--	--	--	--	--	--	--	--	
	11/8/1991	--	--	--	--	--	--	--	--	--	--	--	--	--	
	2/6/1992	--	--	--	--	--	--	--	--	--	--	--	--	--	
	8/4/1992	--	--	--	--	--	--	--	--	--	--	--	--	--	
	2/10/1993	--	--	--	--	--	--	--	--	--	--	--	--	--	--
	2/10/1994	--	--	--	--	--	--	--	--	--	--	--	--	--	--
	2/9/1995	--	--	--	--	--	--	--	--	--	--	--	--	--	--
	2/6/1996	--	--	--	--	--	--	--	--	--	--	--	--	--	--
	2/5/1997	ND	--	--	--	--	--	--	--	--	--	--	--	--	--
	2/2/1998	ND	--	--	--	--	--	--	--	--	--	--	--	--	--
	2/22/1999	ND	--	--	--	--	--	--	--	--	--	--	--	--	--
	2/26/2000	ND	--	--	--	--	--	--	--	--	--	--	--	--	--
	3/7/2001	ND	ND	ND	ND	ND	ND	ND	ND	ND	--	--	--	--	--
	2/22/2002	<0.50	--	--	--	--	--	--	--	--	--	--	--	--	--
	2/22/2003	<2.0	<100	<500	<2.0	<2.0	<2.0	<2.0	<2.0	<0.50	--	--	--	--	--
	2/3/2004	<2.0	<5.0	<50	<0.50	<0.50	<0.50	<0.50	<0.50	<0.50	--	--	--	--	--
	2/18/2005	<0.50	<10	<250	<0.50	<0.50	<0.50	<0.50	<0.50	<0.50	--	--	--	--	--
	3/29/2006	0.54	<10	<250	<0.50	<0.50	<0.50	<0.50	<0.50	<0.50	--	--	--	--	--
	3/28/2007	<0.50	<10	<250	<0.50	<0.50	<0.50	<0.50	<0.50	<0.50	--	--	--	--	--
	3/22/2008	<0.50	<10	<250	<0.50	<0.50	<0.50	<0.50	<0.50	<0.50	--	--	--	--	--
	3/27/2009	<0.50	<10	<250	<0.50	<0.50	<0.50	<0.50	<0.50	<0.50	<100	--	--	--	--
	3/23/2010	--	--	--	--	--	--	--	--	--	--	--	--	--	--
	6/16/2010	<0.50	<10	<250	<0.50	<0.50	<0.50	<0.50	<0.50	<0.50	<100	--	--	--	--
	9/29/2010	0.63	<10	<250	<0.50	<0.50	<0.50	<0.50	<0.50	<0.50	<100	--	--	--	--
	12/21/2010	0.65	<10	<250	<0.50	<0.50	<0.50	<0.50	<0.50	<0.50	<100	--	--	--	--
	3/10/2011	0.56	<10	<250	<0.50	<0.50	<0.50	<0.50	<0.50	<0.50	<100	--	--	--	--
	06/07/2011	0.57	<10	<250	<0.50	<0.50	<0.50	<0.50	<0.50	<0.50	<100	--	--	--	--
	08/18/2011	0.61	<10	<250	<0.50	<0.50	<0.50	<0.50	<0.50	<0.50	<100	<0.0010	140	11	69
10/04/2011	0.72	<10	<250	<0.50	<0.50	<0.50	<0.50	<0.50	<0.50	<100	<0.0010	<100	13	69	
01/24/2012	<0.50	<10	<250	<0.50	<0.50	<0.50	<0.50	<0.50	<0.50	--	--	--	--	--	
04/06/2012	<0.50	<10	<250	<0.50	<0.50	<0.50	<0.50	<0.50	<0.50	--	--	--	--	--	
07/02/2012	0.56	<10	<250	<0.50	<0.50	<0.50	<0.50	<0.50	<0.50	--	--	--	--	--	
10/4/2012	0.50	<10	<250	<0.50	<0.50	<0.50	<0.50	<0.50	<0.50	--	--	--	--	--	
1/23/2013	0.55	<10	<250	<0.50	<0.50	<0.50	<0.50	<0.50	<0.50	--	--	--	--	--	
4/22/2013	0.59	<10	<250	<0.50	<0.50	<0.50	<0.50	<0.50	<0.50	--	--	--	--	--	
7/31/2013	<0.50	<10	<250	<0.50	<0.50	<0.50	<0.50	<0.50	<0.50	--	--	--	--	--	
10/17/2013	<0.50	<10	<250	<0.50	<0.50	<0.50	<0.50	<0.50	<0.50	--	--	--	--	--	
2/24/2014	<0.50	<10	<250	<0.50	<0.50	<0.50	<0.50	<0.50	<0.50	--	--	--	--	--	
4/17/2014	<0.50	<10	<250	<0.50	<0.50	<0.50	<0.50	<0.50	<0.50	--	--	--	--	--	
7/18/2014	<0.50	<10	<250	<0.50	<0.50	<0.50	<0.50	<0.50	<0.50	--	--	--	--	--	
10/21/2014	<0.50	<10	<250	<0.50	<0.50	<0.50	<0.50	<0.50	<0.50	--	--	--	--	--	
MW-4	6/16/2010	5.4	<10	<250	<0.50	<0.50	<0.50	<0.50	<0.50	<100	--	--	--	--	
	9/29/2010	7.3	<10	<250	<0.50	<0.50	<0.50	<0.50	<0.50	<100	--	--	--	--	
	12/21/2010	<0.50	<10	<250	<0.50	<0.50	<0.50	<0.50	<0.50	<100	--	--	--	--	

**Table 4**  
**Historical Groundwater Analytical Results - Oxygenate Compounds**  
**Unocal No. 5781 (351640)**  
**3535 Pierson Street**  
**Oakland, California**

WELL ID	DATE	MTBE (µg/L)	TBA (µg/L)	ETHANOL (µg/L)	DIPE (µg/L)	ETBE (µg/L)	TAME (µg/L)	EDB (µg/L)	EDC (µg/L)	METHANOL (µg/L)	METHANE (mg/L)	FERROUS		NITRATE (AS N)		SULFATE (mg/L)	
												IRON (mg/L)		(mg/L)			
MW-4 cont.	3/10/2011	2.2	<10	<250	<0.50	<0.50	<0.50	<0.50	<0.50	<100	--	--	--	--	--	--	
	06/07/2011	1.6	<10	<250	<0.50	<0.50	<0.50	<0.50	<0.50	<100	--	--	--	--	--	--	
	08/18/2011	4	<10	<250	<0.50	<0.50	<0.50	<0.50	<0.50	<100	0.04	<100	4.6	52	--	--	
	10/04/2011	3.8	<10	<250	<0.50	<0.50	<0.50	<0.50	<0.50	<100	0.03	100	4.3	50	--	--	
	01/24/2012	1.5	<10	<250	<0.50	<0.50	<0.50	<0.50	<0.50	--	--	--	--	--	--	--	
	04/06/2012	2.2	<10	<250	<0.50	<0.50	<0.50	<0.50	<0.50	--	--	--	--	--	--	--	
	07/02/2012	2.4	<10	<250	<0.50	<0.50	<0.50	<0.50	<0.50	--	--	--	--	--	--	--	
	10/4/2012	1.3	<10	<250	<0.50	<0.50	<0.50	<0.50	<0.50	--	--	--	--	--	--	--	
	1/23/2013	<0.50	<10	<250	<0.50	<0.50	<0.50	<0.50	<0.50	--	--	--	--	--	--	--	
	4/22/2013	2.5	<10	<250	<0.50	<0.50	<0.50	<0.50	<0.50	--	--	--	--	--	--	--	
	7/31/2013	0.95	<10	<250	<0.50	<0.50	<0.50	<0.50	<0.50	--	--	--	--	--	--	--	
	10/17/2013	<0.50	<10	<250	<0.50	<0.50	<0.50	<0.50	<0.50	--	--	--	--	--	--	--	
	2/24/2014	<0.50	<10	<250	<0.50	<0.50	<0.50	<0.50	<0.50	--	--	--	--	--	--	--	
	4/17/2014	<0.50	<10	<250	<0.50	<0.50	<0.50	<0.50	<0.50	--	--	--	--	--	--	--	
	7/18/2014	<0.50	<10	<250	<0.50	<0.50	<0.50	<0.50	<0.50	--	--	--	--	--	--	--	
10/21/2014	<0.50	<10	<250	<0.50	<0.50	<0.50	<0.50	<0.50	--	--	--	--	--	--	--		
MW-5	6/16/2010	<50	<1000	<25000	<50	<50	<50	<50	<50	<100	--	--	--	--	--	--	
	9/29/2010	52	<1000	<25000	<50	<50	<50	<50	<50	<1000	--	--	--	--	--	--	
	12/21/2010	<50	<1000	<25000	<50	<50	<50	<50	<50	<100	--	--	--	--	--	--	
	3/10/2011	<50	<1000	<25000	<50	<50	<50	<50	<50	<100	--	--	--	--	--	--	
	06/07/2011	24	150	330	<0.50	<0.50	<0.50	<0.50	<0.50	<100	--	--	--	--	--	--	
	08/18/2011	56	44	<250	<0.50	<0.50	<0.50	<0.50	<0.50	<100	9.7	15,000	<0.44	<1.0	--	--	
	10/04/2011	42	<250	<6,200	<12	<12	<12	<12	<12	<100	1.9	17,000	<0.44	1.3	--	--	
	01/24/2012	<25	<500	<12,000	<25	<25	<25	<25	<25	--	--	--	--	--	--	--	
	04/06/2012	12	<120	<3,100	<6.2	<6.2	<6.2	<6.2	<6.2	--	--	--	--	--	--	--	
	07/02/2012	26	<500	<12,000	<25	<25	<25	<25	<25	--	--	--	--	--	--	--	
	10/4/2012				No Sample Collected - Free Product in Well												
	1/23/2013	<25	<500	<12,000	<25	<25	<25	<25	<25	<25	--	--	--	--	--	--	--
	4/22/2013	2.9	<10	<250	<0.50	<0.50	<0.50	<0.50	<0.50	<0.50	--	--	--	--	--	--	--
	7/31/2013	9.8	<10	<250	<0.50	<0.50	<0.50	<0.50	<0.50	<0.50	--	--	--	--	--	--	--
	10/17/2013	<10	<200	<5,000	<10	<10	<10	<10	<10	<10	--	--	--	--	--	--	--
2/24/2014	1.7	<10	<250	<0.50	<0.50	<0.50	<0.50	<0.50	<0.50	--	--	--	--	--	--	--	
4/17/2014	1.4	310	<250	<0.50	<0.50	<0.50	<0.50	<0.50	<0.50	--	--	--	--	--	--	--	
7/18/2014	3.6	<10	<250	<0.50	<0.50	<0.50	<0.50	<0.50	<0.50	--	--	--	--	--	--	--	
10/21/2014	7.7	<10	<250	<0.50	<0.50	<0.50	<0.50	<0.50	<0.50	--	--	--	--	--	--	--	
MW-6	12/21/2010	32	<10	<250	<0.50	<0.50	<0.50	<0.50	<0.50	<100	--	--	--	--	--	--	
	3/10/2011	4.6	<10	<250	<0.50	<0.50	<0.50	<0.50	<0.50	<100	--	--	--	--	--	--	
	06/07/2011	4.3	<10	<250	<0.50	<0.50	<0.50	<0.50	<0.50	<100	--	--	--	--	--	--	
	08/18/2011	2.4	<10	<250	<0.50	<0.50	<0.50	<0.50	<0.50	<100	0.0027	<200	18	66	--	--	
	10/04/2011	3.1	<10	<250	<0.50	<0.50	<0.50	<0.50	<0.50	<100	<0.0010	100	24	78	--	--	
	01/24/2012	<0.50	<10	<250	<0.50	<0.50	<0.50	<0.50	<0.50	--	--	--	--	--	--	--	
	04/06/2012	<0.50	<10	<250	<0.50	<0.50	<0.50	<0.50	<0.50	--	--	--	--	--	--	--	
	07/02/2012	0.56	<10	<250	<0.50	<0.50	<0.50	<0.50	<0.50	--	--	--	--	--	--	--	
	10/4/2012	0.75	<10	<250	<0.50	<0.50	<0.50	<0.50	<0.50	--	--	--	--	--	--	--	
	1/23/2013	<0.50	<10	<250	<0.50	<0.50	<0.50	<0.50	<0.50	--	--	--	--	--	--	--	

**Table 4**  
**Historical Groundwater Analytical Results - Oxygenate Compounds**  
**Unocal No. 5781 (351640)**  
**3535 Pierson Street**  
**Oakland, California**

WELL ID	DATE	MTBE (µg/L)	TBA (µg/L)	ETHANOL (µg/L)	DIPE (µg/L)	ETBE (µg/L)	TAME (µg/L)	EDB (µg/L)	EDC (µg/L)	METHANOL (µg/L)	METHANE (mg/L)	FERROUS IRON (mg/L)	NITRATE (AS N) (mg/L)	SULFATE (mg/L)
MW-6 cont.	4/22/2013	0.53	<10	<250	<0.50	<0.50	<0.50	<0.50	<0.50	--	--	--	--	--
	7/31/2013	<0.50	<10	<250	<0.50	<0.50	<0.50	<0.50	<0.50	--	--	--	--	--
	10/17/2013	16	<10	<250	<0.50	<0.50	<0.50	<0.50	<0.50	--	--	--	--	--
	2/24/2014	47	<10	<250	<0.50	<0.50	<0.50	<0.50	<0.50	--	--	--	--	--
	4/17/2014	<0.50	<10	<250	<0.50	<0.50	<0.50	<0.50	<0.50	--	--	--	--	--
	7/18/2014	<0.50	<10	<250	<0.50	<0.50	<0.50	<0.50	<0.50	--	--	--	--	--
	10/21/2014	<0.50	<10	<250	<0.50	<0.50	<0.50	<0.50	<0.50	--	--	--	--	--
MW-7	12/21/2010	<0.50	<10	<250	<0.50	<0.50	<0.50	<0.50	<0.50	<100	--	--	--	--
	3/10/2011	<0.50	<10	<250	<0.50	<0.50	<0.50	<0.50	<0.50	<100	--	--	--	--
	06/07/2011	<0.50	<10	<250	<0.50	<0.50	<0.50	<0.50	<0.50	<100	--	--	--	--
	08/18/2011	<0.50	<10	<250	<0.50	<0.50	<0.50	<0.50	<0.50	<100	0.0012	<500	3.8	100
	10/04/2011	<0.50	<10	<250	<0.50	<0.50	<0.50	<0.50	<0.50	<100	<0.0010	<500	4.2	100
	01/24/2012	<0.50	<10	<250	<0.50	<0.50	<0.50	<0.50	<0.50	--	--	--	--	--
	04/06/2012	<0.50	<10	<250	<0.50	<0.50	<0.50	<0.50	<0.50	--	--	--	--	--
	07/02/2012	<0.50	<10	<250	<0.50	<0.50	<0.50	<0.50	<0.50	--	--	--	--	--
	10/4/2012	<0.50	<10	<250	<0.50	<0.50	<0.50	<0.50	<0.50	--	--	--	--	--
	1/23/2013	<0.50	<10	<250	<0.50	<0.50	<0.50	<0.50	<0.50	--	--	--	--	--
	4/22/2013	<0.50	<10	<250	<0.50	<0.50	<0.50	<0.50	<0.50	--	--	--	--	--
	7/30/2013	--	--	--	--	--	--	--	--	--	--	--	--	--
	10/17/2013	<0.50	<10	<250	<0.50	<0.50	<0.50	<0.50	<0.50	--	--	--	--	--
	2/24/2014	<0.50	<10	<250	<0.50	<0.50	<0.50	<0.50	<0.50	--	--	--	--	--
4/17/2014	<0.50	<10	<250	<0.50	<0.50	<0.50	<0.50	<0.50	--	--	--	--	--	
7/18/2014	<0.50	<10	<250	<0.50	<0.50	<0.50	<0.50	<0.50	--	--	--	--	--	
10/21/2014	<0.50	<10	<250	<0.50	<0.50	<0.50	<0.50	<0.50	--	--	--	--	--	
MW-8	12/21/2010	3.9	<10	<250	<0.50	<0.50	<0.50	<0.50	<0.50	<100	--	--	--	--
	3/10/2011	2.3	<10	<250	<0.50	<0.50	<0.50	<0.50	<0.50	<100	--	--	--	--
	06/07/2011	3.6	<10	<250	<0.50	<0.50	<0.50	<0.50	<0.50	<100	--	--	--	--
	08/18/2011	2.1	<10	<250	<0.50	<0.50	<0.50	<0.50	<0.50	<100	<0.0010	140	1.5	65
	10/04/2011	1.5	<10	<250	<0.50	<0.50	<0.50	<0.50	<0.50	<100	<0.0010	190	2.8	67
	01/24/2012	<0.50	<10	<250	<0.50	<0.50	<0.50	<0.50	<0.50	--	--	--	--	--
	04/06/2012	<0.50	<10	<250	<0.50	<0.50	<0.50	<0.50	<0.50	--	--	--	--	--
	07/02/2012	1.5	<10	<250	<0.50	<0.50	<0.50	<0.50	<0.50	--	--	--	--	--
	10/4/2012	0.69	<10	<250	<0.50	<0.50	<0.50	<0.50	<0.50	--	--	--	--	--
	1/23/2013	1.0	<10	<250	<0.50	<0.50	<0.50	<0.50	<0.50	--	--	--	--	--
	4/22/2013	0.88	<10	<250	<0.50	<0.50	<0.50	<0.50	<0.50	--	--	--	--	--
	7/31/2013	0.79	<10	<250	<0.50	<0.50	<0.50	<0.50	<0.50	--	--	--	--	--
	10/17/2013	0.78	<10	<250	<0.50	<0.50	<0.50	<0.50	<0.50	--	--	--	--	--
	2/24/2014	1.1	<10	<250	<0.50	<0.50	<0.50	<0.50	<0.50	--	--	--	--	--
4/17/2014	1.1	<10	<250	<0.50	<0.50	<0.50	<0.50	<0.50	--	--	--	--	--	
7/18/2014	0.94	<10	<250	<0.50	<0.50	<0.50	<0.50	<0.50	--	--	--	--	--	
10/21/2014	2.0	<10	<250	<0.50	<0.50	<0.50	<0.50	<0.50	--	--	--	--	--	
MW-9	12/21/2010	1.2	<10	<250	<0.50	<0.50	<0.50	<0.50	<0.50	<100	--	--	--	--
	3/10/2011	0.90	<10	<250	<0.50	<0.50	<0.50	<0.50	<0.50	<100	--	--	--	--
	06/07/2011	1.4	<10	<250	<0.50	<0.50	<0.50	<0.50	<0.50	<100	--	--	--	--



**Table 4**  
**Historical Groundwater Analytical Results - Oxygenate Compounds**  
**Unocal No. 5781 (351640)**  
**3535 Pierson Street**  
**Oakland, California**

WELL ID	DATE	MTBE (µg/L)	TBA (µg/L)	ETHANOL (µg/L)	DIPE (µg/L)	ETBE (µg/L)	TAME (µg/L)	EDB (µg/L)	EDC (µg/L)	METHANOL (µg/L)	METHANE (mg/L)	FERROUS IRON (mg/L)	NITRATE (AS N) (mg/L)	SULFATE (mg/L)
MW-9 cont.	08/18/2011	2.1	<10	<250	<0.50	<0.50	<0.50	<0.50	<0.50	<100	0.001	<500	2.7	47
	10/04/2011	2.4	<10	<250	<0.50	<0.50	<0.50	<0.50	<0.50	<100	<0.0010	<200	3.2	47
	01/24/2012	1.3	<10	<250	<0.50	<0.50	<0.50	<0.50	<0.50	--	--	--	--	--
	04/06/2012	<0.50	<10	<250	<0.50	<0.50	<0.50	<0.50	<0.50	--	--	--	--	--
	07/02/2012	2.0	<10	<250	<0.50	<0.50	<0.50	<0.50	<0.50	--	--	--	--	--
	10/4/2012	1.3	<10	<250	<0.50	<0.50	<0.50	<0.50	<0.50	--	--	--	--	--
	1/23/2013	<0.50	<10	<250	<0.50	<0.50	<0.50	<0.50	<0.50	--	--	--	--	--
	4/22/2013	0.83	<10	<250	<0.50	<0.50	<0.50	<0.50	<0.50	--	--	--	--	--
	7/31/2013	1.8	<10	<250	<0.50	<0.50	<0.50	<0.50	<0.50	--	--	--	--	--
	10/17/2013	<0.50	<10	<250	<0.50	<0.50	<0.50	<0.50	<0.50	--	--	--	--	--
	2/24/2014	<0.50	<10	<250	<0.50	<0.50	<0.50	<0.50	<0.50	--	--	--	--	--
	4/17/2014	<0.50	<10	<250	<0.50	<0.50	<0.50	<0.50	<0.50	--	--	--	--	--
	7/18/2014	<0.50	<10	<250	<0.50	<0.50	<0.50	<0.50	<0.50	--	--	--	--	--
	10/21/2014	<0.50	<10	<250	<0.50	<0.50	<0.50	<0.50	<0.50	--	--	--	--	--

**NOTES:**

Oxygenate compounds analyzed by Environmental Protection Agency Method 8260B  
Free product correlates to light non-aqueous phase liquid

<# = Analyte not detected at or above indicated laboratory practical quantitation limit

ID = Identification

mg/L = Miligrams per liter

µg/L = Micrograms per liter

ND = Non-detect

MTBE = Methyl t-butyl ether

TBA = t-butyl alcohol

DIPE = Diisopropyl ether

ETBE = Ethyl t-butyl ether

TAME = t-amyl methyl ether

EDB = 1,2-Dibromoethane

EDC = 1,2-Dichloroethane

**Table 5**  
**Additional Historical Analytical Results**  
**Unocal No. 5781 (351640)**  
**3535 Pierson Street**  
**Oakland, California**

WELL ID	DATE	Dichloro-difluoro-methane (µg/L)	1,1-DCA (µg/L)	1,1-DCE (µg/L)	cis-1,2-DCE (µg/L)	trans-1,2-DCE (µg/L)	1,2-Dichloro-propane (µg/L)	cis-1,3-Dichloro-propene (µg/L)
MW-A	2/3/2004	ND<1.0	ND<0.50	ND<0.50	ND<0.50	ND<0.50	ND<0.50	ND<0.50
	2/18/2005	ND<1.0	ND<0.50	ND<0.50	ND<0.50	ND<0.50	ND<0.50	ND<0.50
	3/29/2006	ND<0.50	ND<0.50	ND<0.50	ND<0.50	ND<0.50	ND<0.50	ND<0.50
	3/28/2007	ND<0.50	ND<0.50	ND<0.50	ND<0.50	ND<0.50	ND<0.50	ND<0.50
	3/22/2008	ND<0.50	ND<0.50	ND<0.50	ND<0.50	ND<0.50	ND<0.50	ND<0.50
	3/27/2009	ND<0.50	ND<0.50	ND<0.50	ND<0.50	ND<0.50	ND<0.50	ND<0.50

WELL ID	DATE	1,1,2,2-Tetrachloro-ethane (µg/L)	Tetrachloro-ethene (PCE) (µg/L)	Trichloro-trifluoro-ethane (µg/L)	1,1,1-Trichloro-ethane (µg/L)	1,1,2-Trichloro-ethane (µg/L)	Trichloro-ethene (TCE) (µg/L)	Trichloro-fluoro-methane (µg/L)	Vinyl chloride (µg/L)
MW-A	2/3/2004	ND<0.50	ND<0.50	ND<0.50	ND<0.50	ND<0.50	ND<0.50	ND<1.0	ND<0.50
	2/18/2005	ND<0.50	ND<0.50	ND<0.50	ND<0.50	ND<0.50	ND<0.50	ND<1.0	ND<0.50
	3/29/2006	ND<0.50	ND<0.50	ND<0.50	ND<0.50	ND<0.50	ND<0.50	ND<0.50	ND<0.50
	3/28/2007	ND<0.50	ND<0.50	ND<0.50	ND<0.50	ND<0.50	ND<0.50	ND<0.50	ND<0.50
	3/22/2008	ND<0.50	ND<0.50	ND<0.50	ND<0.50	ND<0.50	ND<0.50	ND<0.50	ND<0.50
	3/27/2009	ND<0.50	ND<0.50	ND<0.50	ND<0.50	ND<0.50	ND<0.50	ND<0.50	ND<0.50

**NOTES:**

µg/L = Micrograms per liter

ND<# = Analyte not detected at or above indicated laboratory practical quantitation limit

ID = Identification

## Figures

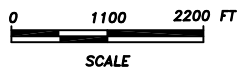
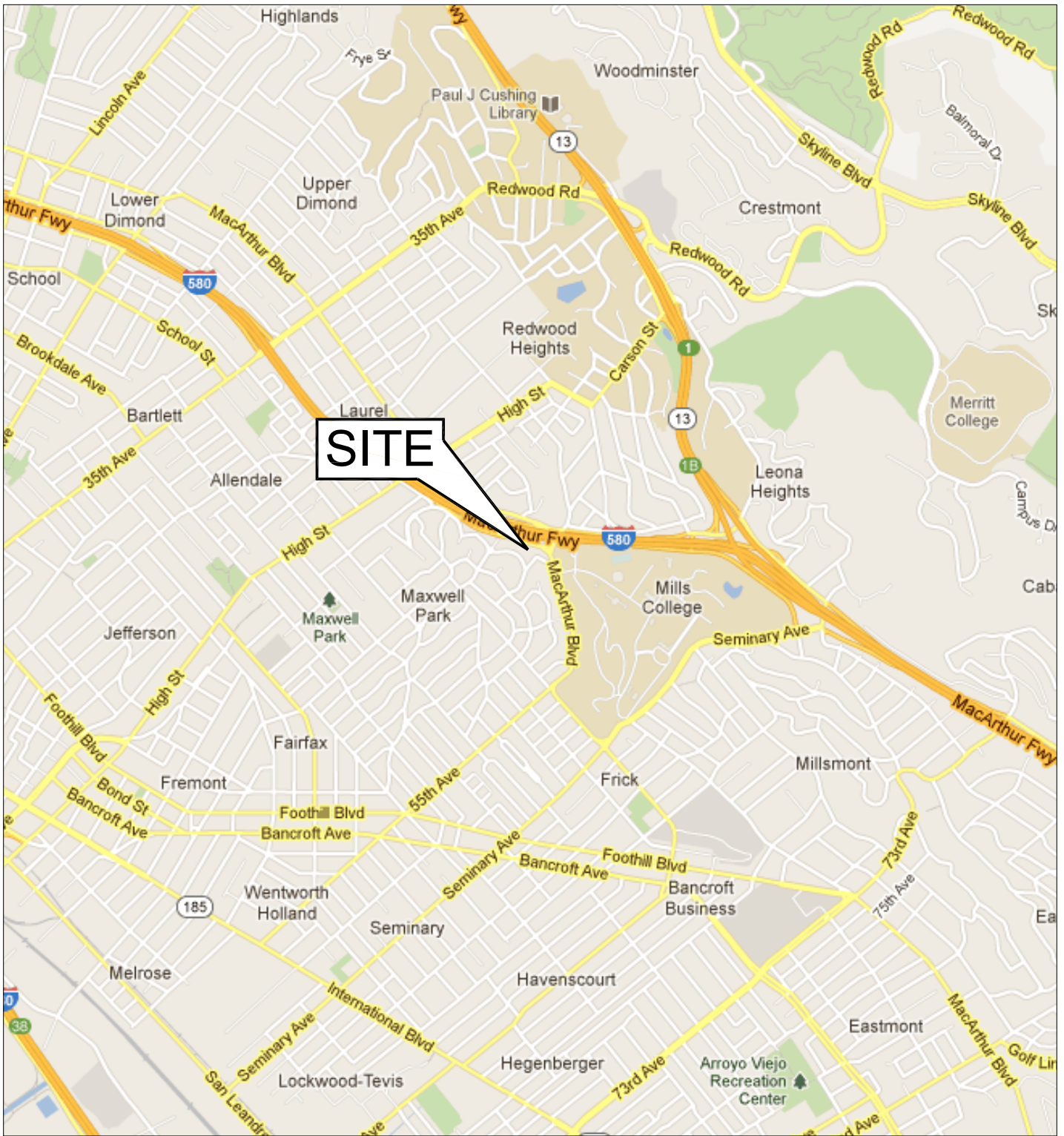


FIGURE 1

SITE LOCATION MAP

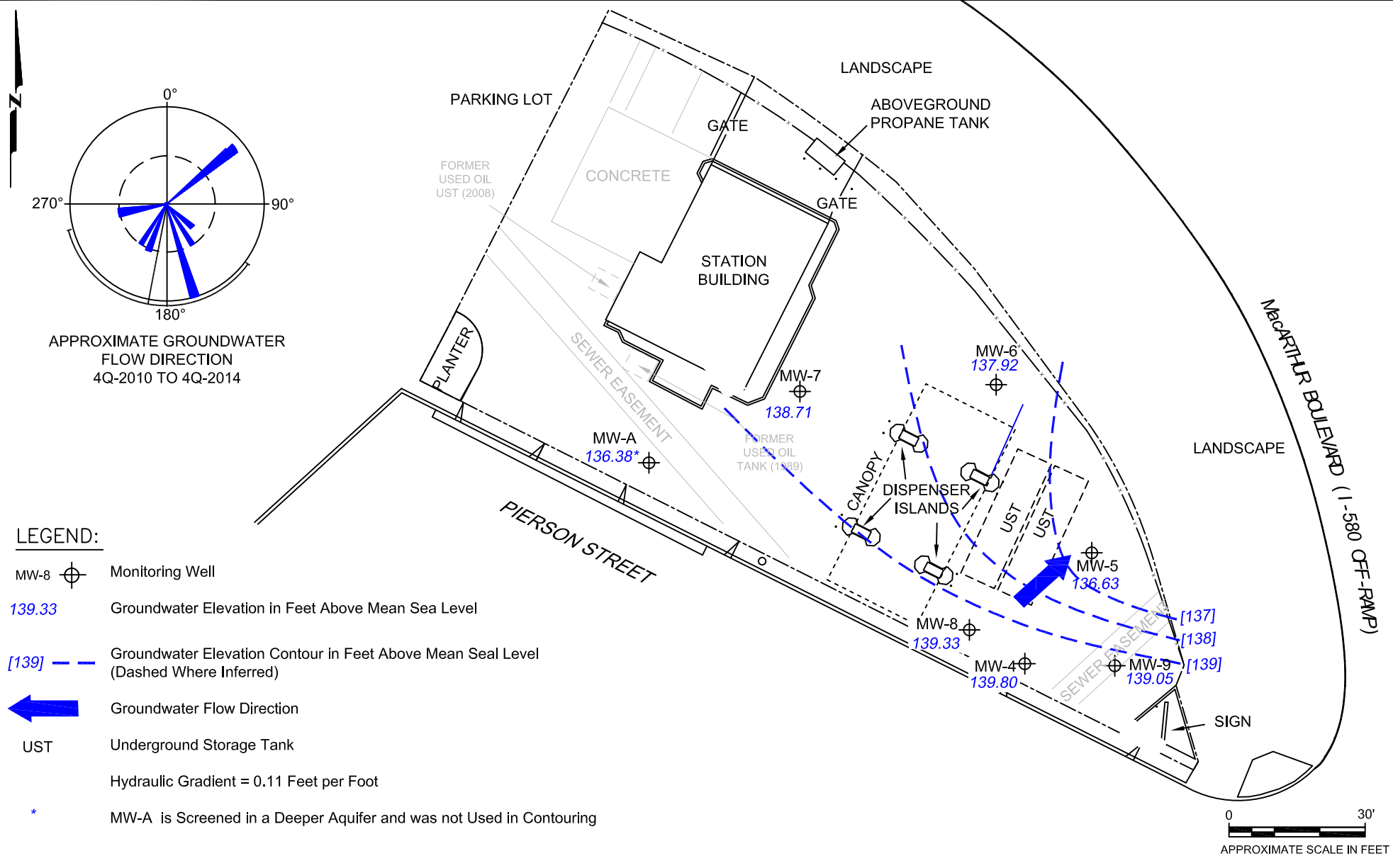
UNOCAL NO. 5781  
(351640)

3535 PIERSON STREET  
OAKLAND, CALIFORNIA

PROJECT NO.	DRAWN BY 04/15/2014
FILE NO. 351640	PREPARED BY CD
REVISION NO.	REVIEWED BY JH



P:\ENV01231-CHEVRO76PRODUCTS\_TRANSFER\_SITES\351640\_5781\_OAKLAND\7.0 DELIVERABLES\7.2 CADD\4Q14\FIGURE 2\_GWE\_351640\_4Q14.DWG



**GROUNDWATER ELEVATION CONTOUR MAP - FOURTH QUARTER 2014**

RO253, Unocal No. 5781 (351640)  
3535 Pierson Street, Oakland, California

SCALE:	DATE:	PROJECT NUMBER:
1" = 30'	11/19/2014	60314299

**AECOM**

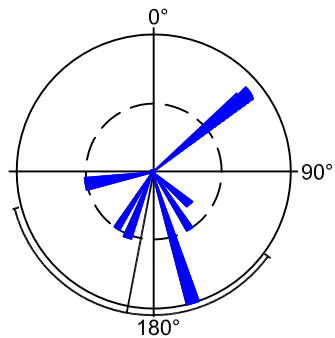
2020 L STREET SUITE 400  
SACRAMENTO, CALIFORNIA 95811  
PHONE: (916) 414-5800  
FAX: (916) 414-5850  
WEB: HTTP://WWW.AECOM.COM

DESIGNED BY:	REVISIONS			
DRAWN BY:	NO.:	DESCRIPTION:	DATE:	BY:
JH				
CHECKED BY:				
JL				
APPROVED BY:				
JH				

FIGURE NUMBER:

**2**

P:\ENV01231-CHEVRON76PRODUCTS\_TRANSFER\_SITES\351640\_5781\_OAKLAND\7.0 DELIVERABLES\7.2 CADD\4Q14\FIGURE 3 CONC 4Q14\_351640.DWG



APPROXIMATE GROUNDWATER FLOW DIRECTION 4Q-2010 TO 4Q-2014

**Legend**

- MW-A Monitoring Well
- Groundwater Flow Direction
- UST Underground Storage Tank

TPH-DRO	TPH-DRO = Total Petroleum Hydrocarbons as Diesel/Diesel Range Organics
TPH-GRO	TPH-GRO = Total Petroleum Hydrocarbons as Gasoline/Gasoline Range Organics
Benzene	
MTBE	

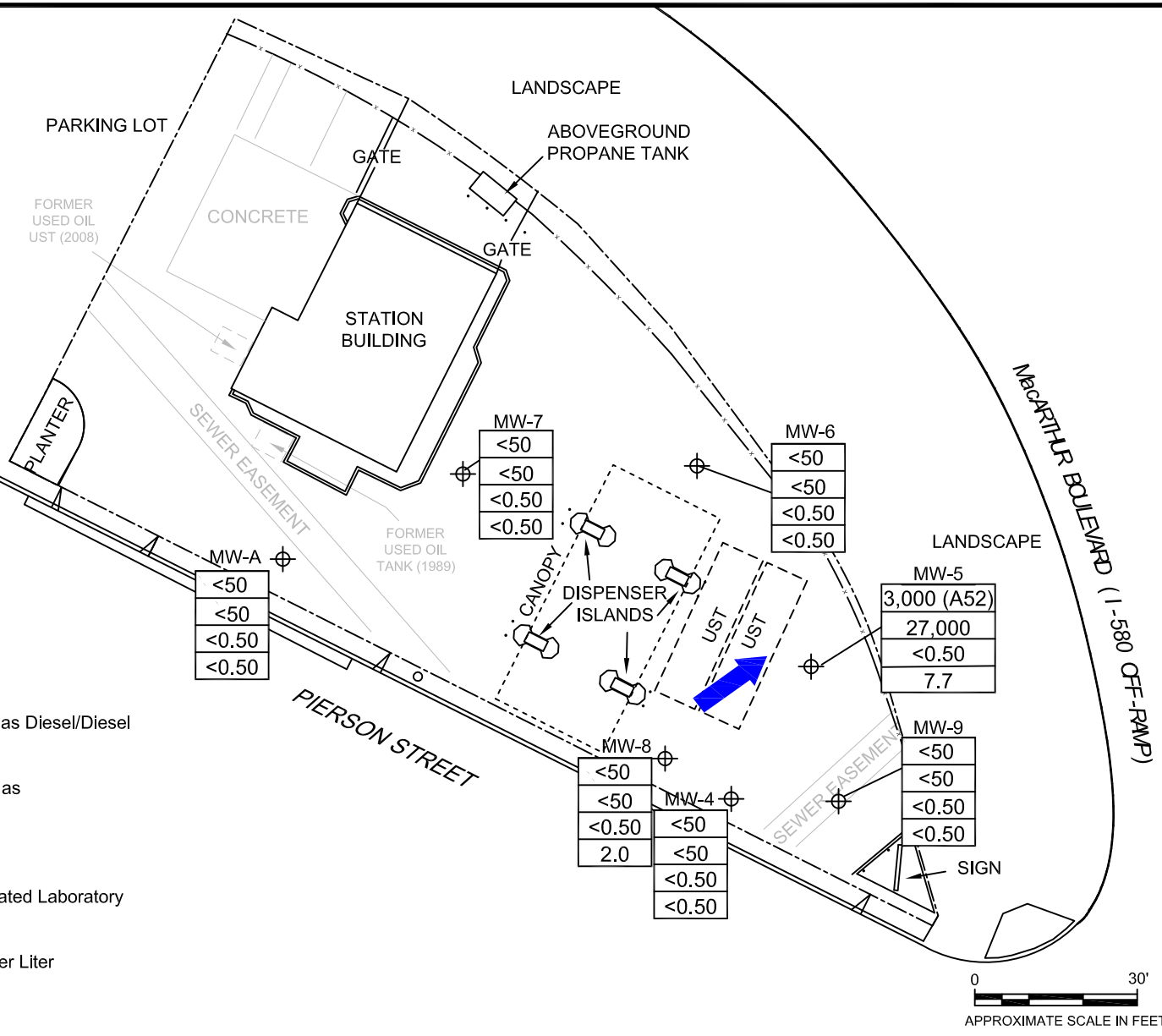
MTBE = Methyl T-Butyl Ether

<# = Analyte not Detected at or Above Indicated Laboratory Practical Quantitation Limit

Analyte Results Expressed in Micrograms per Liter

NA = Not Analyzed

(A52) = Chromatogram not Typical of Diesel



Base map created by Delta Consultants, Inc.

**GROUNDWATER CONCENTRATION MAP - FOURTH QUARTER 2014**

RO253, Unocal No. 5781 (351640)  
3535 Pierson Street, Oakland, California



**AECOM**  
2020 L STREET SUITE 400  
SACRAMENTO, CALIFORNIA 95811  
PHONE: (916) 414-5800  
FAX: (916) 414-5850  
WEB: HTTP://WWW.AECOM.COM

DESIGNED BY:	REVISIONS			
	NO.:	DESCRIPTION:	DATE:	BY:
DRAWN BY:				
JH				
CHECKED BY:				
JL				
APPROVED BY:				
JH				

FIGURE NUMBER:
<b>3</b>

SCALE:	DATE:	PROJECT NUMBER:
1" = 30'	11/19/2014	60314299

**Attachment A**

**October 21, 2014, Groundwater  
Data Field Sheets**



# GETTLER-RYAN INC.



## TRANSMITTAL

October 31, 2014  
G-R #385641

TO: Mr. Jim Harms  
AECOM  
10461 Old Placerville Road #170  
Sacramento, California 95827

FROM: Deanna L. Harding  
Project Coordinator  
Gettler-Ryan Inc.  
6805 Sierra Court, Suite G  
Dublin, California 94568

RE: **Chevron Facility**  
**#351640/5781**  
**3535 Pierson Street**  
**Oakland, California**

WE HAVE ENCLOSED THE FOLLOWING:

COPIES	DESCRIPTION
VIA PDF	Groundwater Monitoring and Sampling Data Package <b>Fourth Quarter Event of October 21, 2014</b>

### COMMENTS:

Pursuant to your request, we are providing you with copies of the above referenced data for your use.

Please provide us the updated historical data prior to the next monitoring and sampling event for our field use.

Please feel free to contact me if you have any comments/questions.

trans/351640 5781



# WELL CONDITION STATUS SHEET

Client/  
 Facility #: **Chevron #351640 / 5781**  
 Site Address: **3535 Pierson Street**  
 City: **Oakland, CA**

Job #: **385641**  
 Event Date: **10-21-14**  
 Sampler: **FT**

WELL ID	Vault Frame Condition	Gasket/O-Ring (M) Missing (R) Replaced	Bolts (M) Missing (R) Replaced	Bolt Flanges B=Broken S=Stripped R=Retap	Apron Condition C=Cracked B=Broken G=Gone	Grout Seal (Deficient) Inches from TOC	Casing (Condition prevents tight cap seal)	REPLACE LOCK Y/ <input checked="" type="checkbox"/>	REPLACE CAP Y/ <input checked="" type="checkbox"/>	WELL VAULT Manufacture/Size/ # of Bolts	Pictures Taken Y/ <input checked="" type="checkbox"/>
MW-A	OK						→			EMCO 18" x 12	
MW-4	OK						→			EMCO 12" x 12	
MW-5	OK						→				
MW-6	OK						→				
MW-7	OK						→				
MW-8	OK						→				
MW-9	OK						→	↓	↓		

Comments \_\_\_\_\_

\_\_\_\_\_

\_\_\_\_\_

## STANDARD OPERATING PROCEDURE - GROUNDWATER SAMPLING

Gettler-Ryan Inc. (GR) field personnel adhere to the following procedures for the collection and handling of groundwater samples prior to analysis by the analytical laboratory. All work is performed in accordance with the GR Health & Safety Plan and all client-specific programs. The scope of work and type of analysis to be performed is determined prior to commencing field work.

Prior to sampling, the presence or absence of free-phase hydrocarbons is determined using an interface probe. Product thickness, if present, is measured to the nearest 0.01 foot and is noted in the field notes. In addition, all depth to water level measurements are collected with a static water level indicator and are also recorded in the field notes, prior to purging and sampling any wells.

After water levels are collected and prior to sampling, if purging is to occur, each well is purged a minimum of three well casing volumes of water using pre-cleaned pumps (stack, peristaltic or Grundfos), or disposable bailers. Temperature, pH and electrical conductivity are measured a minimum of three times during the purging (additional parameters such as dissolved oxygen, oxidation reduction potential, turbidity may also be measured, depending on specific scope of work.). Purging continues until these parameters stabilize.

Groundwater samples are collected using disposable bailers. The water samples are transferred from the bailer into appropriate containers. Pre-preserved containers, supplied by analytical laboratories, are used. When pre-preserved containers are not available, the laboratory is instructed to preserve the sample as appropriate. Duplicate samples are collected for the laboratory to use in maintaining quality assurance/quality control standards, as directed by the scope of work. The samples are labeled to include the job number, sample identification, collection date and time, analysis, preservation (if any), and the sample collector's initials. The water samples are placed in a cooler, maintained at 4°C for transport to the laboratory. Once collected in the field, all samples are maintained under chain of custody until delivered to the laboratory.

The chain of custody document includes the job number, type of preservation, if any, analysis requested, sample identification, date and time collected, and the sample collector's name. The chain of custody is signed and dated (including time of transfer) by each person who receives or surrenders the samples, beginning with the field personnel and ending with the laboratory personnel.

A laboratory supplied trip blank accompanies each sampling set. The trip blank is analyzed for some or all of the same compounds as the groundwater samples.

As requested by Chevron Environmental Management Company, the purge water and decontamination water generated during sampling activities is transported by Clean Harbors Environmental Services to Seaport Environmental located in Redwood City, California.



# GETTLER-RYAN INC.

## WELL MONITORING/SAMPLING FIELD DATA SHEET

Client/Facility#: Chevron #351640 / 5781  
 Site Address: 3535 Pierson Street  
 City: Oakland, CA

Job Number: 385641  
 Event Date: 10.21.14 (inclusive)  
 Sampler: FT

Well ID: MW-A  
 Well Diameter: 2 1/4 in.  
 Total Depth: 45.06 ft.  
 Depth to Water: 18.41 ft.

Date Monitored: 10.21.14

Volume	3/4"= 0.02	1"= 0.04	2"= 0.17	3"= 0.38
Factor (VF)	4"= 0.66	5"= 1.02	6"= 1.50	12"= 5.80

Check if water column is less than 0.50 ft.  
 Depth to Water w/ 80% Recharge ((Height of Water Column x 0.20) + DTW): 23.74  
 xVF .7 = 4.53 x3 case volume = Estimated Purge Volume: 14.0 gal.

### Purge Equipment:

Disposable Bailer \_\_\_\_\_  
 Stainless Steel Bailer \_\_\_\_\_  
 Stack Pump ✓  
 Peristaltic Pump \_\_\_\_\_  
 QED Bladder Pump \_\_\_\_\_  
 Other: \_\_\_\_\_

### Sampling Equipment:

Disposable Bailer ✓  
 Pressure Bailer \_\_\_\_\_  
 Metal Filters \_\_\_\_\_  
 Peristaltic Pump \_\_\_\_\_  
 QED Bladder Pump \_\_\_\_\_  
 Other: \_\_\_\_\_

Time Started:	_____ (2400 hrs)
Time Completed:	_____ (2400 hrs)
Depth to Product:	_____ ft
Depth to Water:	_____ ft
Hydrocarbon Thickness:	_____ ft
Visual Confirmation/Description:	_____
Skimmer / Absorbant Sock (circle one)	<u>✓</u>
Amt Removed from Skimmer:	_____ ltr
Amt Removed from Well:	_____ ltr
Water Removed:	_____ ltr

Start Time (purge): 1045  
 Sample Time/Date: 1105 / 10.21.14  
 Approx. Flow Rate: ≈ 2.5 gpm.  
 Did well de-water? No If yes, Time: \_\_\_\_\_ Volume: \_\_\_\_\_ gal.

Weather Conditions: SUNNY  
 Water Color: CLEAR Odor: Y / 0  
 Sediment Description: NONE  
 DTW @ Sampling: 19.06

Time (2400 hr.)	Volume (gal.)	pH	Conductivity (µS / mS µmhos/cm)	Temperature (°C / F)	D.O. (mg/L)	ORP (mV)
<u>1047</u>	<u>4.5</u>	<u>7.64</u>	<u>636</u>	<u>20.1</u>		
<u>1049</u>	<u>9.0</u>	<u>7.62</u>	<u>631</u>	<u>19.7</u>		
<u>1051</u>	<u>14.0</u>	<u>7.59</u>	<u>625</u>	<u>19.2</u>		

### LABORATORY INFORMATION

SAMPLE ID	(#) CONTAINER	REFRIG.	PRESERV. TYPE	LABORATORY	ANALYSES
<u>MW-A</u>	<u>6</u> x voa vial	<u>YES</u>	<u>HCL</u>	<u>BC LABS</u>	<u>TPH-GRO(8015)/BTEX+MTBE(8260)/8 OXYS(8260)</u>
	<u>2</u> x 1 liter ambers	<u>YES</u>	<u>NP</u>	<u>BC LABS</u>	<u>TPH-DRO w/sgc(8015M)</u>

### COMMENTS:

Add/Replaced Gasket: \_\_\_\_\_ Add/Replaced Bolt: \_\_\_\_\_ Add/Replaced Lock: \_\_\_\_\_ Add/Replaced Plug: \_\_\_\_\_



# GETTLER-RYAN INC.

## WELL MONITORING/SAMPLING FIELD DATA SHEET

Client/Facility#: Chevron #351640 / 5781  
 Site Address: 3535 Pierson Street  
 City: Oakland, CA

Job Number: 385641  
 Event Date: 10.21.14 (inclusive)  
 Sampler: FT

Well ID: MW-4  
 Well Diameter: 21/4 in.  
 Total Depth: 24.75 ft.  
 Depth to Water: 13.68 ft.

Date Monitored: 10.21.14

Volume	3/4"= 0.02	1"= 0.04	2"= 0.17	3"= 0.38
Factor (VF)	4"= 0.66	5"= 1.02	6"= 1.50	12"= 5.80

Check if water column is less than 0.50 ft.

11.07 xVF 66 = 7.30 x3 case volume = Estimated Purge Volume: 22.0 gal.

Depth to Water w/ 80% Recharge [(Height of Water Column x 0.20) + DTW]: 15.89

### Purge Equipment:

Disposable Bailer \_\_\_\_\_  
 Stainless Steel Bailer \_\_\_\_\_  
 Stack Pump /  
 Peristaltic Pump \_\_\_\_\_  
 QED Bladder Pump \_\_\_\_\_  
 Other: \_\_\_\_\_

### Sampling Equipment:

Disposable Bailer /  
 Pressure Bailer \_\_\_\_\_  
 Metal Filters \_\_\_\_\_  
 Peristaltic Pump \_\_\_\_\_  
 QED Bladder Pump \_\_\_\_\_  
 Other: \_\_\_\_\_

Time Started: \_\_\_\_\_ (2400 hrs)  
 Time Completed: \_\_\_\_\_ (2400 hrs)  
 Depth to Product: \_\_\_\_\_ ft  
 Depth to Water: \_\_\_\_\_ ft  
 Hydrocarbon Thickness: \_\_\_\_\_ ft  
 Visual Confirmation/Description: \_\_\_\_\_  
 Skimmer / Absorbant Sock (circle one)  
 Amt Removed from Skimmer: \_\_\_\_\_ ltr  
 Amt Removed from Well: \_\_\_\_\_ ltr  
 Water Removed: \_\_\_\_\_ ltr

Start Time (purge): 1230  
 Sample Time/Date: 1400 / 10.21.14  
 Approx. Flow Rate: 2.0 gpm.  
 Did well de-water? yes If yes, Time: 1236

Weather Conditions: SUNNY  
 Water Color: CLEAR Odor: Y / 10  
 Sediment Description: NONE  
 Volume: 11.0 gal. DTW @ Sampling: 15.80

Time (2400 hr.)	Volume (gal.)	pH	Conductivity (µS / mS µmhos/cm)	Temperature (° / F)	D.O. (mg/L)	ORP (mV)
<u>1234</u>	<u>7.5</u>	<u>7.52</u>	<u>786</u>	<u>20.4</u>	<u>/</u>	<u>/</u>
_____	_____	_____	_____	_____	_____	_____
_____	_____	_____	_____	_____	_____	_____

### LABORATORY INFORMATION

SAMPLE ID	(#) CONTAINER	REFRIG.	PRESERV. TYPE	LABORATORY	ANALYSES
<u>MW-4</u>	<u>6</u> x voa vial	YES	HCL	BC LABS	TPH-GRO(8015)/BTEX+MTBE(8260)/8 OXYS(8260)
	<u>2</u> x 1 liter ambers	YES	NP	BC LABS	TPH-DRO w/sgc(8015M)

COMMENTS: \_\_\_\_\_

Add/Replaced Gasket: \_\_\_\_\_ Add/Replaced Bolt: \_\_\_\_\_ Add/Replaced Lock: \_\_\_\_\_ Add/Replaced Plug: \_\_\_\_\_



# GETTLER-RYAN INC.

## WELL MONITORING/SAMPLING FIELD DATA SHEET

Client/Facility#: Chevron #351640 / 5781  
 Site Address: 3535 Pierson Street  
 City: Oakland, CA

Job Number: 385641  
 Event Date: 10.21.14 (inclusive)  
 Sampler: FT

Well ID: MW-5  
 Well Diameter: 214 in.  
 Total Depth: 19.93 ft.  
 Depth to Water: 17.03 ft.  
2.90 xVF .66 = 1.91

Date Monitored: 10.21.14

Volume	3/4"= 0.02	1"= 0.04	2"= 0.17	3"= 0.38
Factor (VF)	4"= 0.66	5"= 1.02	6"= 1.50	12"= 5.80

Check if water column is less than 0.50 ft.

Depth to Water w/ 80% Recharge [(Height of Water Column x 0.20) + DTW]: 17.61  
 x3 case volume = Estimated Purge Volume: 6.0 gal.

### Purge Equipment:

Disposable Bailer   
 Stainless Steel Bailer \_\_\_\_\_  
 Stack Pump \_\_\_\_\_  
 Peristaltic Pump \_\_\_\_\_  
 QED Bladder Pump \_\_\_\_\_  
 Other: \_\_\_\_\_

### Sampling Equipment:

Disposable Bailer   
 Pressure Bailer \_\_\_\_\_  
 Metal Filters \_\_\_\_\_  
 Peristaltic Pump \_\_\_\_\_  
 QED Bladder Pump \_\_\_\_\_  
 Other: \_\_\_\_\_

Time Started:	_____ (2400 hrs)
Time Completed:	_____ (2400 hrs)
Depth to Product:	_____ ft
Depth to Water:	_____ ft
Hydrocarbon Thickness:	_____ ft
Visual Confirmation/Description:	_____
Skimmer / Absorbent Sock (circle one)	_____
Amt Removed from Skimmer:	_____ ltr
Amt Removed from Well:	_____ ltr
Water Removed:	_____ ltr

Start Time (purge): 1335 Weather Conditions: SUNNY  
 Sample Time/Date: 1530 10.21.14 Water Color: CLEAR Odor: 0 / N STROK  
 Approx. Flow Rate: \_\_\_\_\_ gpm. Sediment Description: NONE  
 Did well de-water? yes If yes, Time: 1343 Volume: 3.0 gal. DTW @ Sampling: 17.58

Time (2400 hr.)	Volume (gal.)	pH	Conductivity (µS/mS / µmhos/cm)	Temperature (° / F)	D.O. (mg/L)	ORP (mV)
<u>1340</u>	<u>2.0</u>	<u>7.38</u>	<u>1215</u>	<u>22.1</u>	_____	_____
_____	_____	_____	_____	_____	_____	_____
_____	_____	_____	_____	_____	_____	_____

### LABORATORY INFORMATION

SAMPLE ID	(#) CONTAINER	REFRIG.	PRESERV. TYPE	LABORATORY	ANALYSES
<u>MW-5</u>	<u>6</u> x vovial	<u>YES</u>	<u>HCL</u>	<u>BC LABS</u>	<u>TPH-GRO(8015)/BTX+MTBE(8260)/8 OXYS(8260)</u>
	<u>2</u> x 1 liter ambers	<u>YES</u>	<u>NP</u>	<u>BC LABS</u>	<u>TPH-DRO w/sgc(8015M)</u>

### COMMENTS:

Add/Replaced Gasket: \_\_\_\_\_ Add/Replaced Bolt: \_\_\_\_\_ Add/Replaced Lock: \_\_\_\_\_ Add/Replaced Plug: \_\_\_\_\_



# GETTLER-RYAN INC.

## WELL MONITORING/SAMPLING FIELD DATA SHEET

Client/Facility#: Chevron #351640 / 5781  
 Site Address: 3535 Pierson Street  
 City: Oakland, CA

Job Number: 385641  
 Event Date: 10-21-14 (inclusive)  
 Sampler: FR

Well ID: MW- 6  
 Well Diameter: 2 1/4 in.  
 Total Depth: 19.97 ft.  
 Depth to Water: 16.70 ft.

Date Monitored: 10-21-14

Volume	3/4"= 0.02	1"= 0.04	2"= 0.17	3"= 0.38
Factor (VF)	4"= 0.66	5"= 1.02	6"= 1.50	12"= 5.80

Check if water column is less than 0.50 ft.

3.27 xVF .17 = .55 x3 case volume = Estimated Purge Volume: 2.0 gal.

Depth to Water w/ 80% Recharge [(Height of Water Column x 0.20) + DTW]: 17.35

### Purge Equipment:

Disposable Bailer   
 Stainless Steel Bailer \_\_\_\_\_  
 Stack Pump \_\_\_\_\_  
 Peristaltic Pump \_\_\_\_\_  
 QED Bladder Pump \_\_\_\_\_  
 Other: \_\_\_\_\_

### Sampling Equipment:

Disposable Bailer   
 Pressure Bailer \_\_\_\_\_  
 Metal Filters \_\_\_\_\_  
 Peristaltic Pump \_\_\_\_\_  
 QED Bladder Pump \_\_\_\_\_  
 Other: \_\_\_\_\_

Time Started:	_____ (2400 hrs)
Time Completed:	_____ (2400 hrs)
Depth to Product:	_____ ft
Depth to Water:	_____ ft
Hydrocarbon Thickness:	_____ ft
Visual Confirmation/Description:	_____
Skimmer / Absorbant Sock (circle one)	_____
Amt Removed from Skimmer:	_____ ltr
Amt Removed from Well:	_____ ltr
Water Removed:	_____ ltr

Start Time (purge): 1315  
 Sample Time/Date: 1310 / 10-21-14  
 Approx. Flow Rate: — gpm.  
 Did well de-water? yes If yes, Time: 1319

Weather Conditions: Sunny  
 Water Color: Clear Odor: Y 10  
 Sediment Description: NONE  
 Volume: 1.0 gal. DTW @ Sampling: 16.70

Time (2400 hr.)	Volume (gal.)	pH	Conductivity (mS / μmhos/cm)	Temperature (° / F)	D.O. (mg/L)	ORP (mV)
<u>1318</u>	<u>.75</u>	<u>7.55</u>	<u>772</u>	<u>21.9</u>	<u>—</u>	<u>—</u>
_____	_____	_____	_____	_____	<u>—</u>	<u>—</u>
_____	_____	_____	_____	_____	<u>—</u>	<u>—</u>

### LABORATORY INFORMATION

SAMPLE ID	(#) CONTAINER	REFRIG.	PRESERV. TYPE	LABORATORY	ANALYSES
<u>MW- 6</u>	<u>6</u> x vov vial	<u>YES</u>	<u>HCL</u>	<u>BC LABS</u>	<u>TPH-GRO(8015)/BTEX+MTBE(8260)/8 OXYS(8260)</u>
	<u>2</u> x 1 liter ambers	<u>YES</u>	<u>NP</u>	<u>BC LABS</u>	<u>TPH-DRO w/sgc(8015M)</u>
_____	_____	_____	_____	_____	_____
_____	_____	_____	_____	_____	_____
_____	_____	_____	_____	_____	_____
_____	_____	_____	_____	_____	_____
_____	_____	_____	_____	_____	_____

COMMENTS: NO PUMP SAMPLE WELL DID NOT RECOVER TO 80% AFTER 2 HOURS

Add/Replaced Gasket: \_\_\_\_\_ Add/Replaced Bolt: \_\_\_\_\_ Add/Replaced Lock: \_\_\_\_\_ Add/Replaced Plug: \_\_\_\_\_



# GETTLER-RYAN INC.

## WELL MONITORING/SAMPLING FIELD DATA SHEET

Client/Facility#: Chevron #351640 / 5781  
 Site Address: 3535 Pierson Street  
 City: Oakland, CA

Job Number: 385641  
 Event Date: 10-21-14 (inclusive)  
 Sampler: RT

Well ID: MW-7  
 Well Diameter: 214 in.  
 Total Depth: 19.70 ft.  
 Depth to Water: 16.67 ft.  
3.03 xVF = 17 = .51

Date Monitored: 10-21-14

Volume	3/4"= 0.02	1"= 0.04	2"= 0.17	3"= 0.38
Factor (VF)	4"= 0.66	5"= 1.02	6"= 1.50	12"= 5.80

Check if water column is less than 0.50 ft.

x3 case volume = Estimated Purge Volume: 2.0 gal.

Depth to Water w/ 80% Recharge [(Height of Water Column x 0.20) + DTW]: 17.27

### Purge Equipment:

Disposable Bailer   
 Stainless Steel Bailer \_\_\_\_\_  
 Stack Pump \_\_\_\_\_  
 Peristaltic Pump \_\_\_\_\_  
 QED Bladder Pump \_\_\_\_\_  
 Other: \_\_\_\_\_

### Sampling Equipment:

Disposable Bailer   
 Pressure Bailer \_\_\_\_\_  
 Metal Filters \_\_\_\_\_  
 Peristaltic Pump \_\_\_\_\_  
 QED Bladder Pump \_\_\_\_\_  
 Other: \_\_\_\_\_

Time Started:	_____ (2400 hrs)
Time Completed:	_____ (2400 hrs)
Depth to Product:	_____ ft
Depth to Water:	_____ ft
Hydrocarbon Thickness:	_____ ft
Visual Confirmation/Description:	_____
Skimmer / Absorbent Sock (circle one)	_____
Amt Removed from Skimmer:	_____ ltr
Amt Removed from Well:	_____ ltr
Water Removed:	_____ ltr

Start Time (purge): 1120  
 Sample Time/Date: 1115 / 10-21-14  
 Approx. Flow Rate: \_\_\_\_\_ gpm.  
 Did well de-water? yes If yes, Time: 1125 Volume: 1.0 gal.

Weather Conditions: Sunny  
 Water Color: CLEAN Odor: Y / 10  
 Sediment Description: None  
 DTW @ Sampling: 16.67

Time (2400 hr.)	Volume (gal.)	pH	Conductivity (µS / mS µmhos/cm)	Temperature (°C / F)	D.O. (mg/L)	ORP (mV)
<u>1123</u>	<u>.75</u>	<u>7.72</u>	<u>696</u>	<u>21.9</u>	_____	_____
_____	_____	_____	_____	_____	_____	_____
_____	_____	_____	_____	_____	_____	_____
_____	_____	_____	_____	_____	_____	_____

### LABORATORY INFORMATION

SAMPLE ID	(#) CONTAINER	REFRIG.	PRESERV. TYPE	LABORATORY	ANALYSES
<u>MW-7</u>	<u>6</u> x voa vial	<u>YES</u>	<u>HCL</u>	<u>BC LABS</u>	<u>TPH-GRO(8015)/BTEX+MTBE(8260)/8 OXYS(8260)</u>
	<u>2</u> x 1 liter ambers	<u>YES</u>	<u>NP</u>	<u>BC LABS</u>	<u>TPH-DRO w/sgc(8015M)</u>

COMMENTS: NO PURGE SAMPLE WELL DID NOT RECOVER TO 80% AFTER 2 HOURS.

Add/Replaced Gasket: \_\_\_\_\_ Add/Replaced Bolt: \_\_\_\_\_ Add/Replaced Lock: \_\_\_\_\_ Add/Replaced Plug: \_\_\_\_\_



# GETTLER-RYAN INC.

## WELL MONITORING/SAMPLING FIELD DATA SHEET

Client/Facility#: Chevron #351640 / 5781  
 Site Address: 3535 Pierson Street  
 City: Oakland, CA

Job Number: 385641  
 Event Date: 10-21-14 (inclusive)  
 Sampler: FT

Well ID: MW-8  
 Well Diameter: 2 1/4 in.  
 Total Depth: 19.94 ft.  
 Depth to Water: 14.38 ft.  
5.56 x VF .17 = .94

Date Monitored: 10-21-14

Volume	3/4"= 0.02	1"= 0.04	2"= 0.17	3"= 0.38
Factor (VF)	4"= 0.66	5"= 1.02	6"= 1.50	12"= 5.80

Check if water column is less than 0.50 ft.

x3 case volume = Estimated Purge Volume: 3.0 gal.

Depth to Water w/ 80% Recharge ((Height of Water Column x 0.20) + DTW): 15.49

### Purge Equipment:

Disposable Bailer   
 Stainless Steel Bailer \_\_\_\_\_  
 Stack Pump \_\_\_\_\_  
 Peristaltic Pump \_\_\_\_\_  
 QED Bladder Pump \_\_\_\_\_  
 Other: \_\_\_\_\_

### Sampling Equipment:

Disposable Bailer   
 Pressure Bailer \_\_\_\_\_  
 Metal Filters \_\_\_\_\_  
 Peristaltic Pump \_\_\_\_\_  
 QED Bladder Pump \_\_\_\_\_  
 Other: \_\_\_\_\_

Time Started:	_____ (2400 hrs)
Time Completed:	_____ (2400 hrs)
Depth to Product:	_____ ft
Depth to Water:	_____ ft
Hydrocarbon Thickness:	_____ ft
Visual Confirmation/Description:	_____
Skimmer / Absorbant Sock (circle one)	_____
Amt Removed from Skimmer:	_____ ltr
Amt Removed from Well:	_____ ltr
Water Removed:	_____ ltr

Start Time (purge): 1415  
 Sample Time/Date: 1435 / 10-21-14  
 Approx. Flow Rate: — gpm.  
 Did well de-water? No If yes, Time: \_\_\_\_\_ Volume: \_\_\_\_\_ gal.

Weather Conditions: SUNNY  
 Water Color: CLEAN Odor: Y 10  
 Sediment Description: NONE  
 DTW @ Sampling: 15.46

Time (2400 hr.)	Volume (gal.)	pH	Conductivity (US) mS μmhos/cm	Temperature (D / F)	D.O. (mg/L)	ORP (mV)
<u>1418</u>	<u>1.0</u>	<u>7.63</u>	<u>856</u>	<u>21.1</u>	<u>—</u>	<u>—</u>
<u>1421</u>	<u>2.0</u>	<u>7.59</u>	<u>849</u>	<u>20.8</u>	<u>—</u>	<u>—</u>
<u>1424</u>	<u>3.0</u>	<u>7.57</u>	<u>842</u>	<u>20.2</u>	<u>—</u>	<u>—</u>

### LABORATORY INFORMATION

SAMPLE ID	(#) CONTAINER	REFRIG.	PRESERV. TYPE	LABORATORY	ANALYSES
<u>MW-8</u>	<u>6</u> x voa vial	<u>YES</u>	<u>HCL</u>	<u>BC LABS</u>	<u>TPH-GRO(8015)/BTEX+MTBE(8260)/8 OXYS(8260)</u>
	<u>2</u> x 1 liter ambers	<u>YES</u>	<u>NP</u>	<u>BC LABS</u>	<u>TPH-DRO w/sgc(8015M)</u>

### COMMENTS:

Add/Replaced Gasket: \_\_\_\_\_ Add/Replaced Bolt: \_\_\_\_\_ Add/Replaced Lock: \_\_\_\_\_ Add/Replaced Plug: \_\_\_\_\_





# GETTLER-RYAN INC.

## WELL MONITORING/SAMPLING FIELD DATA SHEET

Client/Facility#: Chevron #351640 / 5781  
 Site Address: 3535 Pierson Street  
 City: Oakland, CA

Job Number: 385641  
 Event Date: 10-21-14 (inclusive)  
 Sampler: FT

Well ID: MW-9  
 Well Diameter: 014 in.  
 Total Depth: 19.68 ft.  
 Depth to Water: 14.32 ft.  
5.36 xVF = .17 = .91

Date Monitored: 10-21-14

Volume	3/4"= 0.02	1"= 0.04	2"= 0.17	3"= 0.38
Factor (VF)	4"= 0.66	5"= 1.02	6"= 1.50	12"= 5.80

Check if water column is less than 0.50 ft.

x3 case volume = Estimated Purge Volume: 3.0 gal.

Depth to Water w/ 80% Recharge [(Height of Water Column x 0.20) + DTW]: 15.39

**Purge Equipment:**  
 Disposable Bailer   
 Stainless Steel Bailer \_\_\_\_\_  
 Stack Pump \_\_\_\_\_  
 Peristaltic Pump \_\_\_\_\_  
 QED Bladder Pump \_\_\_\_\_  
 Other: \_\_\_\_\_

**Sampling Equipment:**  
 Disposable Bailer   
 Pressure Bailer \_\_\_\_\_  
 Metal Filters \_\_\_\_\_  
 Peristaltic Pump \_\_\_\_\_  
 QED Bladder Pump \_\_\_\_\_  
 Other: \_\_\_\_\_

Time Started: \_\_\_\_\_ (2400 hrs)  
 Time Completed: \_\_\_\_\_ (2400 hrs)  
 Depth to Product: \_\_\_\_\_ ft  
 Depth to Water: \_\_\_\_\_ ft  
 Hydrocarbon Thickness: \_\_\_\_\_ ft  
 Visual Confirmation/Description: \_\_\_\_\_  
 Skimmer / Absorbant Sock (circle one)  
 Amt Removed from Skimmer: \_\_\_\_\_ ltr  
 Amt Removed from Well: \_\_\_\_\_ ltr  
 Water Removed: \_\_\_\_\_ ltr

Start Time (purge): 1255  
 Sample Time/Date: 1250 / 10-21-14  
 Approx. Flow Rate: / gpm.  
 Did well de-water? YES If yes, Time: 1300 Volume: 1.5 gal.

Weather Conditions: SUNNY  
 Water Color: Clear Odor: Y / 0  
 Sediment Description: NONE  
 DTW @ Sampling: 19.32

Time (2400 hr.)	Volume (gal.)	pH	Conductivity (uS) mS (uMhos/cm)	Temperature (C / F)	D.O. (mg/L)	ORP (mV)
<u>1258</u>	<u>1.0</u>	<u>7.60</u>	<u>721</u>	<u>21.8</u>	<u>/</u>	<u>/</u>
_____	_____	_____	_____	_____	_____	_____
_____	_____	_____	_____	_____	_____	_____

### LABORATORY INFORMATION

SAMPLE ID	(#) CONTAINER	REFRIG.	PRESERV. TYPE	LABORATORY	ANALYSES
<u>MW-9</u>	<u>6</u> x voa vial	<u>YES</u>	<u>HCL</u>	<u>BC LABS</u>	<u>TPH-GRO(8015)/BTEX+MTBE(8260)/8 OXYS(8260)</u>
	<u>2</u> x 1 liter ambers	<u>YES</u>	<u>NP</u>	<u>BC LABS</u>	<u>TPH-DRO w/sgc(8015M)</u>
_____	_____	_____	_____	_____	_____
_____	_____	_____	_____	_____	_____
_____	_____	_____	_____	_____	_____
_____	_____	_____	_____	_____	_____


COMMENTS: NO PLUNK SAMPLES WELL DID NOT RECOVER TO 80% AFTER 2 HOURS.

Add/Replaced Gasket: \_\_\_\_\_ Add/Replaced Bolt: \_\_\_\_\_ Add/Replaced Lock: \_\_\_\_\_ Add/Replaced Plug: \_\_\_\_\_

### CHAIN OF CUSTODY FORM

Union Oil Company of California ■ 6101 Bollinger Canyon Road ■ San Ramon, CA 94583

COC 1 of 1

Union Oil Site ID: <u>5781</u>				Union Oil Consultant: <u>ARCOM</u>				<b>ANALYSES REQUIRED</b>													
Site Global ID: <u>TOG00101467</u>				Consultant Contact: <u>JAMES HILMS</u>				TPH - Diesel by EPA 8015 M W/SG	TPH - G by <u>5015</u>	BTEX/MTBE by EPA 8260B	Ethanol by EPA 8260B	EPA 8260B Full List with OXYS	<u>8 OXYS (8260B)</u>							Turnaround Time (TAT):	
Site Address: <u>3535 PIERSON ST. OAKLAND, CA</u>				Consultant Phone No.: <u>(916) 361-6412</u>																Standard <input checked="" type="checkbox"/> 24 Hours <input type="checkbox"/>	
Union Oil PM: <u>NICOLE M. ARCENEAUX</u>				Sampling Company: <u>GETTLER-RYAN</u>																48 Hours <input type="checkbox"/> 72 Hours <input type="checkbox"/>	
Union Oil PM Phone No.: <u>(925) 790-6912 (510) 363-7354</u>				Sampled By (PRINT): <u>FRANK TENNIONI</u>																Special Instructions	
Charge Code: <u>NWRTB-0 351640-0-LAB</u>				Sampler Signature: 																	
This is a LEGAL document. ALL fields must be filled out CORRECTLY and COMPLETELY.				BC Laboratories, Inc. Project Manager: Molly Meyers 4100 Atlas Court, Bakersfield, CA 93308 Phone No. 661-327-4911																	
				<b>SAMPLE ID</b>																	
Field Point Name	Matrix	DTW	Date (yymmdd)	Sample Time	# of Containers														Notes / Comments		
<u>QH</u>	<u>W-S-A</u>		<u>141021</u>		<u>2</u>		X	X	X												
<u>MW-A</u>	<u>W-S-A</u>			<u>1105</u>	<u>8</u>		X	X	X					X							
<u>MW-4</u>	<u>W-S-A</u>			<u>1400</u>	<u>8</u>		X	X	X					X							
<u>MW-5</u>	<u>W-S-A</u>			<u>1530</u>	<u>8</u>		X	X	X					X							
<u>MW-6</u>	<u>W-S-A</u>			<u>1310</u>	<u>8</u>		X	X	X					X							
<u>MW-7</u>	<u>W-S-A</u>			<u>1115</u>	<u>8</u>		X	X	X					X							
<u>MW-8</u>	<u>W-S-A</u>			<u>1435</u>	<u>8</u>		X	X	X					X							
<u>MW-9</u>	<u>W-S-A</u>			<u>1250</u>	<u>8</u>		X	X	X					X							
	<u>W-S-A</u>																				
	<u>W-S-A</u>																				
	<u>W-S-A</u>																				
	<u>W-S-A</u>																				
Relinquished By: <u>Frank Tennioni</u> Company: <u>G-R</u> Date / Time: <u>(1030) 10-22-14</u>				Relinquished By: <u>[Signature]</u> Company: <u>[Signature]</u> Date / Time: <u>[Signature]</u>				Relinquished By: _____ Company: _____ Date / Time: _____													
Received By: <u>G. Tennioni</u> Company: <u>G-R</u> Date / Time: <u>10/22/14</u>				Received By: <u>[Signature]</u> Company: <u>[Signature]</u> Date / Time: <u>[Signature]</u>				Received By: _____ Company: _____ Date / Time: _____													

**Attachment B**

**BC Laboratories, Inc. Analytical  
Report**



Date of Report: 11/07/2014

Jim Harms

AECOM

2020 L St, Suite 400  
Sacramento, CA 95811

Client Project: 351640  
BCL Project: 5781  
BCL Work Order: 1425209  
Invoice ID: B188091

Enclosed are the results of analyses for samples received by the laboratory on 10/22/2014. If you have any questions concerning this report, please feel free to contact me.

Sincerely,

Contact Person: Molly Meyers  
Client Service Rep

Authorized Signature

Certifications: CA ELAP #1186; NV #CA00014; OR ELAP #4032-001; AK UST101

*The results in this report apply to the samples analyzed in accordance with the chain of custody document. This analytical report must be reproduced in its entirety.*

All results listed in this report are for the exclusive use of the submitting party. BC Laboratories, Inc. assumes no responsibility for report alteration, separation, detachment or third party interpretation.



# Table of Contents

## Sample Information

Chain of Custody and Cooler Receipt form.....	3
Laboratory / Client Sample Cross Reference.....	6

## Sample Results

<b>1425209-01 - QA-W-141021</b>	
Volatile Organic Analysis (EPA Method 8260B).....	9
Purgeable Aromatics and Total Petroleum Hydrocarbons.....	10
<b>1425209-02 - MW-A-W-141021</b>	
Volatile Organic Analysis (EPA Method 8260B).....	11
Purgeable Aromatics and Total Petroleum Hydrocarbons.....	12
Total Petroleum Hydrocarbons (Silica Gel Treated).....	13
<b>1425209-03 - MW-4-W-141021</b>	
Volatile Organic Analysis (EPA Method 8260B).....	14
Purgeable Aromatics and Total Petroleum Hydrocarbons.....	15
Total Petroleum Hydrocarbons (Silica Gel Treated).....	16
<b>1425209-04 - MW-5-W-141021</b>	
Volatile Organic Analysis (EPA Method 8260B).....	17
Purgeable Aromatics and Total Petroleum Hydrocarbons.....	18
Total Petroleum Hydrocarbons (Silica Gel Treated).....	19
<b>1425209-05 - MW-6-W-141021</b>	
Volatile Organic Analysis (EPA Method 8260B).....	20
Purgeable Aromatics and Total Petroleum Hydrocarbons.....	21
Total Petroleum Hydrocarbons (Silica Gel Treated).....	22
<b>1425209-06 - MW-7-W-141021</b>	
Volatile Organic Analysis (EPA Method 8260B).....	23
Purgeable Aromatics and Total Petroleum Hydrocarbons.....	24
Total Petroleum Hydrocarbons (Silica Gel Treated).....	25
<b>1425209-07 - MW-8-W-141021</b>	
Volatile Organic Analysis (EPA Method 8260B).....	26
Purgeable Aromatics and Total Petroleum Hydrocarbons.....	27
Total Petroleum Hydrocarbons (Silica Gel Treated).....	28
<b>1425209-08 - MW-9-W-141021</b>	
Volatile Organic Analysis (EPA Method 8260B).....	29
Purgeable Aromatics and Total Petroleum Hydrocarbons.....	30
Total Petroleum Hydrocarbons (Silica Gel Treated).....	31

## Quality Control Reports

<b>Volatile Organic Analysis (EPA Method 8260B)</b>	
Method Blank Analysis.....	32
Laboratory Control Sample.....	33
Precision and Accuracy.....	34
<b>Purgeable Aromatics and Total Petroleum Hydrocarbons</b>	
Method Blank Analysis.....	35
Laboratory Control Sample.....	36
Precision and Accuracy.....	37
<b>Total Petroleum Hydrocarbons (Silica Gel Treated)</b>	
Method Blank Analysis.....	38
Laboratory Control Sample.....	39
Precision and Accuracy.....	40

## Notes

Notes and Definitions.....	41
----------------------------	----

*The results in this report apply to the samples analyzed in accordance with the chain of custody document. This analytical report must be reproduced in its entirety.*

All results listed in this report are for the exclusive use of the submitting party. BC Laboratories, Inc. assumes no responsibility for report alteration, separation, detachment or third party interpretation.



14-25209

CHAIN OF CUSTODY FORM

Union Oil Company of California ■ 6101 Bollinger Canyon Road ■ San Ramon, CA 94583

COC 1 of 1

Union Oil Site ID: 5781				Union Oil Consultant: AECOM		ANALYSES REQUIRED						
Site Global ID: T0600101467				Consultant Contact: JAMES HARMS		765/w/m TPH - Diesel by EPA 8015 TPH - G by (SOL) BTX/MTBE by EPA 8260 Ethanol by EPA 8260B EPA 8260B Full List with OXYS (0978) SHAO 8	Turnaround Time (TAT): Standard <input checked="" type="checkbox"/> 24 Hours <input type="checkbox"/> 48 Hours <input type="checkbox"/> 72 Hours <input type="checkbox"/>					
Site Address: 3535 PIERSON ST. OAKLAND, CA				Consultant Phone No.: (916) 361-6412			Special Instructions					
Union Oil PM: NICOLE M. ARCENEAUX				Sampling Company: GETTLER-RYAN			Notes / Comments					
Union Oil PM Phone No.: (925) 790-6912 (SID) 323-7354				Sampled By (PRINT): FRANK TENNINONI								
Charge Code: NWRTB-0 351640 -0- LAB				Sampler Signature: <i>[Signature]</i>								
This is a LEGAL document. ALL fields must be filled out CORRECTLY and COMPLETELY.				BC Laboratories, Inc. Project Manager: Molly Meyers 4100 Atlas Court, Bakersfield, CA 93308 Phone No. 661-327-4911								
SAMPLE ID				Sample Time	# of Containers	ANALYSES REQUIRED						Notes / Comments
Field Point Name	Matrix	DTW	Date (yymmdd)			TPH - Diesel by EPA 8015	TPH - G by (SOL)	BTX/MTBE by EPA 8260	Ethanol by EPA 8260B	EPA 8260B Full List with OXYS	(0978) SHAO 8	
-1 QA	W-S-A		1021		2	X	X	X				
-2 MW-A	W-S-A			1105	8	X	X	X		X		
-3 MW-4	W-S-A			1400	8	X	X	X		X		
-4 MW-5	W-S-A			1530	8	X	X	X		X		
-5 MW-6	W-S-A			1310	8	X	X	X		X		
-6 MW-7	W-S-A			1115	8	X	X	X		X		
-7 MW-8	W-S-A			1435	8	X	X	X		X		
-8 MW-9	W-S-A			1250	8	X	X	X		X		
	W-S-A											
	W-S-A											
	W-S-A											
	W-S-A											
Relinquished By Company Date / Time: (1030)			Relinquished By Company Date / Time: 10-22-14			Relinquished By Company Date / Time: 10-22-14 15:00			Relinquished By Company Date / Time: Gary Boyer BCLAB 10-22-14 18:30			
Received By Company Date / Time: 1030			Received By Company Date / Time: 10-22-14 15:00			Received By Company Date / Time: Gary Boyer BCLAB 10-22-14 15:00			Received By Company Date / Time: BCLAB 10-22-14 18:30			

CHR BY: *[Signature]* DISTRIBUTION: *[Signature]*  
SUB-OUT



BC LABORATORIES INC. COOLER RECEIPT FORM Rev. No. 18 09/04/14 Page 1 of 2

Submission #: 14-25209

SHIPPING INFORMATION: Federal Express  UPS  Hand Delivery  BC Lab Field Service  Other  (Specify) \_\_\_\_\_

SHIPPING CONTAINER: Ice Chest  None  Box  Other  (Specify) \_\_\_\_\_

FREE LIQUID: YES  NO

Refrigerant: Ice  Blue Ice  None  Other  Comments: \_\_\_\_\_

Custody Seals: Ice Chest  Containers  None  Intact? Yes  No  Intact? Yes  No  Comments: \_\_\_\_\_

All samples received? Yes  No  All samples containers intact? Yes  No  Description(s) match COC? Yes  No

COC Received: YES  NO  Emissivity: 0.98 Container: Amber Thermometer ID: 207 Date/Time: 10-22-14 2:40

Temperature: (A) 1.5 °C / (C) 1.3 °C Analyst Init: [Signature]

SAMPLE CONTAINERS	SAMPLE NUMBERS									
	1	2	3	4	5	6	7	8	9	10
QT GENERAL MINERAL/ GENERAL										
PT PE UNPRESERVED										
QT INORGANIC CHEMICAL METALS										
PT INORGANIC CHEMICAL METALS										
PT CYANIDE										
PT NITROGEN FORMS										
PT TOTAL SULFIDE										
2oz. NITRATE / NITRITE										
PT TOTAL ORGANIC CARBON										
PT TOX										
PT CHEMICAL OXYGEN DEMAND										
PA PHENOLICS										
40ml VOA VIAL TRAVEL BLANK	A16									
40ml VOA VIAL		A>F	A>F	A>F	A>F	A>F	A>F	A>F	A>F	
QT EPA 413.1, 413.2, 418.1										
PT ODOR										
RADIOLOGICAL										
BACTERIOLOGICAL										
40 ml VOA VIAL- 504										
QT EPA 508/608/8080										
QT EPA 515.1/8150										
QT EPA 525										
QT EPA 525 TRAVEL BLANK										
40ml EPA 547										
40ml EPA 531.1										
8oz Amber EPA 548										
QT EPA 549										
QT EPA 632										
QT EPA 8015M										
QT AMBER										
8 OZ. JAR										
32 OZ. JAR										
SOIL SLEEVE										
PCB VIAL										
PLASTIC BAG										
FERROUS IRON										
ENCORE										
SMART KIT										
Summa Canister										

Comments: \_\_\_\_\_

Sample Numbering Completed By: [Signature] Date/Time: 10/23/14 1448 [S:\WPDoc\WordPerfect\LAB\_DOCS\FORMS\SAMREC]

A = Actual / C = Corrected



BC LABORATORIES INC. COOLER RECEIPT FORM Rev. No. 18 09/04/14 Page 2 of 2

Submission #: 14-25209

SHIPPING INFORMATION
Federal Express [ ] UPS [ ] Hand Delivery [ ]
BC Lab Field Service [X] Other [ ] (Specify) \_\_\_\_\_

SHIPPING CONTAINER
Ice Chest [X] None [ ] Box [ ]
Other [ ] (Specify) \_\_\_\_\_

FREE LIQUID
YES [ ] NO [ ]

Refrigerant: Ice [X] Blue Ice [ ] None [ ] Other [ ] Comments: \_\_\_\_\_

Custody Seals Ice Chest [ ] Containers [ ] None [X] Comments: \_\_\_\_\_
Intact? Yes [ ] No [ ] Intact? Yes [ ] No [ ]

All samples received? Yes [X] No [ ] All samples containers intact? Yes [X] No [ ] Description(s) match COC? Yes [X] No [ ]

COC Received
YES [X] NO [ ]

Emissivity: 0.98 Container: Amber Thermometer ID: 207

Date/Time: 10-22-14 2:40

Temperature: (A) 0.6 °C / (C) 0.4 °C

Analyst Init: [Signature]

Table with columns for Sample Containers and Sample Numbers (1-10). Rows include various sample types like QT GENERAL MINERAL, PT PE UNPRESERVED, etc. Some cells contain handwritten 'G.H'.

Comments: \_\_\_\_\_

Sample Numbering Completed By: [Signature] Date/Time: 10/23/14 19:40

A = Actual / C = Corrected





AECOM  
2020 L St, Suite 400  
Sacramento, CA 95811

**Reported:** 11/07/2014 12:32  
**Project:** 5781  
**Project Number:** 351640  
**Project Manager:** Jim Harms

### Laboratory / Client Sample Cross Reference

Laboratory	Client Sample Information
------------	---------------------------

<b>1425209-01</b>	<b>COC Number:</b> --- <b>Project Number:</b> 5781 <b>Sampling Location:</b> --- <b>Sampling Point:</b> QA-W-141021 <b>Sampled By:</b> GRD	<b>Receive Date:</b> 10/22/2014 21:40 <b>Sampling Date:</b> 10/21/2014 00:00 <b>Sample Depth:</b> --- <b>Lab Matrix:</b> Water <b>Sample Type:</b> Trip Blank Delivery Work Order: Global ID: T0600101467 Location ID (FieldPoint): QA Matrix: W Sample QC Type (SACode): CS Cooler ID:
-------------------	--	---

<b>1425209-02</b>	<b>COC Number:</b> --- <b>Project Number:</b> 5781 <b>Sampling Location:</b> --- <b>Sampling Point:</b> MW-A-W-141021 <b>Sampled By:</b> GRD	<b>Receive Date:</b> 10/22/2014 21:40 <b>Sampling Date:</b> 10/21/2014 11:05 <b>Sample Depth:</b> --- <b>Lab Matrix:</b> Water <b>Sample Type:</b> Water Delivery Work Order: Global ID: T0600101467 Location ID (FieldPoint): MW-A Matrix: W Sample QC Type (SACode): CS Cooler ID:
-------------------	--	--

<b>1425209-03</b>	<b>COC Number:</b> --- <b>Project Number:</b> 5781 <b>Sampling Location:</b> --- <b>Sampling Point:</b> MW-4-W-141021 <b>Sampled By:</b> GRD	<b>Receive Date:</b> 10/22/2014 21:40 <b>Sampling Date:</b> 10/21/2014 14:00 <b>Sample Depth:</b> --- <b>Lab Matrix:</b> Water <b>Sample Type:</b> Water Delivery Work Order: Global ID: T0600101467 Location ID (FieldPoint): MW-4 Matrix: W Sample QC Type (SACode): CS Cooler ID:
-------------------	--	--

*The results in this report apply to the samples analyzed in accordance with the chain of custody document. This analytical report must be reproduced in its entirety.*

All results listed in this report are for the exclusive use of the submitting party. BC Laboratories, Inc. assumes no responsibility for report alteration, separation, detachment or third party interpretation.



AECOM  
2020 L St, Suite 400  
Sacramento, CA 95811

**Reported:** 11/07/2014 12:32  
**Project:** 5781  
**Project Number:** 351640  
**Project Manager:** Jim Harms

### Laboratory / Client Sample Cross Reference

Laboratory	Client Sample Information
------------	---------------------------

<b>1425209-04</b>	<b>COC Number:</b> --- <b>Project Number:</b> 5781 <b>Sampling Location:</b> --- <b>Sampling Point:</b> MW-5-W-141021 <b>Sampled By:</b> GRD	<b>Receive Date:</b> 10/22/2014 21:40 <b>Sampling Date:</b> 10/21/2014 15:30 <b>Sample Depth:</b> --- <b>Lab Matrix:</b> Water <b>Sample Type:</b> Water Delivery Work Order: Global ID: T0600101467 Location ID (FieldPoint): MW-5 Matrix: W Sample QC Type (SACode): CS Cooler ID:
-------------------	--	--

<b>1425209-05</b>	<b>COC Number:</b> --- <b>Project Number:</b> 5781 <b>Sampling Location:</b> --- <b>Sampling Point:</b> MW-6-W-141021 <b>Sampled By:</b> GRD	<b>Receive Date:</b> 10/22/2014 21:40 <b>Sampling Date:</b> 10/21/2014 13:10 <b>Sample Depth:</b> --- <b>Lab Matrix:</b> Water <b>Sample Type:</b> Water Delivery Work Order: Global ID: T0600101467 Location ID (FieldPoint): MW-6 Matrix: W Sample QC Type (SACode): CS Cooler ID:
-------------------	--	--

<b>1425209-06</b>	<b>COC Number:</b> --- <b>Project Number:</b> 5781 <b>Sampling Location:</b> --- <b>Sampling Point:</b> MW-7-W-141021 <b>Sampled By:</b> GRD	<b>Receive Date:</b> 10/22/2014 21:40 <b>Sampling Date:</b> 10/21/2014 11:15 <b>Sample Depth:</b> --- <b>Lab Matrix:</b> Water <b>Sample Type:</b> Water Delivery Work Order: Global ID: T0600101467 Location ID (FieldPoint): MW-7 Matrix: W Sample QC Type (SACode): CS Cooler ID:
-------------------	--	--

*The results in this report apply to the samples analyzed in accordance with the chain of custody document. This analytical report must be reproduced in its entirety.*

All results listed in this report are for the exclusive use of the submitting party. BC Laboratories, Inc. assumes no responsibility for report alteration, separation, detachment or third party interpretation.



AECOM  
2020 L St, Suite 400  
Sacramento, CA 95811

**Reported:** 11/07/2014 12:32  
**Project:** 5781  
**Project Number:** 351640  
**Project Manager:** Jim Harms

### Laboratory / Client Sample Cross Reference

Laboratory	Client Sample Information
------------	---------------------------

<b>1425209-07</b>	<b>COC Number:</b> --- <b>Project Number:</b> 5781 <b>Sampling Location:</b> --- <b>Sampling Point:</b> MW-8-W-141021 <b>Sampled By:</b> GRD	<b>Receive Date:</b> 10/22/2014 21:40 <b>Sampling Date:</b> 10/21/2014 14:35 <b>Sample Depth:</b> --- <b>Lab Matrix:</b> Water <b>Sample Type:</b> Water Delivery Work Order: Global ID: T0600101467 Location ID (FieldPoint): MW-8 Matrix: W Sample QC Type (SACode): CS Cooler ID:
-------------------	--	--

<b>1425209-08</b>	<b>COC Number:</b> --- <b>Project Number:</b> 5781 <b>Sampling Location:</b> --- <b>Sampling Point:</b> MW-9-W-141021 <b>Sampled By:</b> GRD	<b>Receive Date:</b> 10/22/2014 21:40 <b>Sampling Date:</b> 10/21/2014 12:50 <b>Sample Depth:</b> --- <b>Lab Matrix:</b> Water <b>Sample Type:</b> Water Delivery Work Order: Global ID: T0600101467 Location ID (FieldPoint): MW-9 Matrix: W Sample QC Type (SACode): CS Cooler ID:
-------------------	--	--

*The results in this report apply to the samples analyzed in accordance with the chain of custody document. This analytical report must be reproduced in its entirety.*

All results listed in this report are for the exclusive use of the submitting party. BC Laboratories, Inc. assumes no responsibility for report alteration, separation, detachment or third party interpretation.



AECOM  
2020 L St, Suite 400  
Sacramento, CA 95811

**Reported:** 11/07/2014 12:32  
**Project:** 5781  
**Project Number:** 351640  
**Project Manager:** Jim Harms

### Volatile Organic Analysis (EPA Method 8260B)

<b>BCL Sample ID:</b> 1425209-01	<b>Client Sample Name:</b> 5781, QA-W-141021, 10/21/2014 12:00:00AM
----------------------------------	---

Constituent	Result	Units	PQL	MDL	Method	MB Bias	Lab Quals	Run #
Benzene	ND	ug/L	0.50		EPA-8260B	ND		1
1,2-Dibromoethane	ND	ug/L	0.50		EPA-8260B	ND		1
1,2-Dichloroethane	ND	ug/L	0.50		EPA-8260B	ND		1
Ethylbenzene	ND	ug/L	0.50		EPA-8260B	ND		1
Methyl t-butyl ether	ND	ug/L	0.50		EPA-8260B	ND		1
Toluene	ND	ug/L	0.50		EPA-8260B	ND		1
Total Xylenes	ND	ug/L	1.0		EPA-8260B	ND		1
t-Amyl Methyl ether	ND	ug/L	0.50		EPA-8260B	ND		1
t-Butyl alcohol	ND	ug/L	10		EPA-8260B	ND		1
Diisopropyl ether	ND	ug/L	0.50		EPA-8260B	ND		1
Ethanol	ND	ug/L	250		EPA-8260B	ND		1
Ethyl t-butyl ether	ND	ug/L	0.50		EPA-8260B	ND		1
1,2-Dichloroethane-d4 (Surrogate)	92.0	%	75 - 125 (LCL - UCL)		EPA-8260B			1
Toluene-d8 (Surrogate)	95.6	%	80 - 120 (LCL - UCL)		EPA-8260B			1
4-Bromofluorobenzene (Surrogate)	98.0	%	80 - 120 (LCL - UCL)		EPA-8260B			1

Run #	Method	Prep Date	Run Date/Time	Analyst	Instrument	Dilution	QC Batch ID
1	EPA-8260B	10/24/14	10/24/14 15:11	JCC	MS-V14	1	BXJ2277

*The results in this report apply to the samples analyzed in accordance with the chain of custody document. This analytical report must be reproduced in its entirety.*

All results listed in this report are for the exclusive use of the submitting party. BC Laboratories, Inc. assumes no responsibility for report alteration, separation, detachment or third party interpretation.



AECOM  
2020 L St, Suite 400  
Sacramento, CA 95811

**Reported:** 11/07/2014 12:32  
**Project:** 5781  
**Project Number:** 351640  
**Project Manager:** Jim Harms

### Purgeable Aromatics and Total Petroleum Hydrocarbons

<b>BCL Sample ID:</b> 1425209-01	<b>Client Sample Name:</b> 5781, QA-W-141021, 10/21/2014 12:00:00AM
----------------------------------	---

Constituent	Result	Units	PQL	MDL	Method	MB Bias	Lab Quals	Run #
Gasoline Range Organics (C4 - C12)	ND	ug/L	50		EPA-8015B	ND		1
a,a,a-Trifluorotoluene (FID Surrogate)	101	%	70 - 130 (LCL - UCL)		EPA-8015B			1

Run #	Method	Prep Date	Run Date/Time	Analyst	Instrument	Dilution	QC Batch ID
1	EPA-8015B	10/24/14	10/24/14 17:24	SE1	GC-V9	1	BXJ2261

*The results in this report apply to the samples analyzed in accordance with the chain of custody document. This analytical report must be reproduced in its entirety.*

All results listed in this report are for the exclusive use of the submitting party. BC Laboratories, Inc. assumes no responsibility for report alteration, separation, detachment or third party interpretation.



AECOM  
2020 L St, Suite 400  
Sacramento, CA 95811

**Reported:** 11/07/2014 12:32  
Project: 5781  
Project Number: 351640  
Project Manager: Jim Harms

### Volatile Organic Analysis (EPA Method 8260B)

<b>BCL Sample ID:</b> 1425209-02	<b>Client Sample Name:</b> 5781, MW-A-W-141021, 10/21/2014 11:05:00AM
----------------------------------	---

Constituent	Result	Units	PQL	MDL	Method	MB Bias	Lab Quals	Run #
Benzene	ND	ug/L	0.50		EPA-8260B	ND		1
1,2-Dibromoethane	ND	ug/L	0.50		EPA-8260B	ND		1
1,2-Dichloroethane	ND	ug/L	0.50		EPA-8260B	ND		1
Ethylbenzene	ND	ug/L	0.50		EPA-8260B	ND		1
Methyl t-butyl ether	ND	ug/L	0.50		EPA-8260B	ND		1
Toluene	ND	ug/L	0.50		EPA-8260B	ND		1
Total Xylenes	ND	ug/L	1.0		EPA-8260B	ND		1
t-Amyl Methyl ether	ND	ug/L	0.50		EPA-8260B	ND		1
t-Butyl alcohol	ND	ug/L	10		EPA-8260B	ND		1
Diisopropyl ether	ND	ug/L	0.50		EPA-8260B	ND		1
Ethanol	ND	ug/L	250		EPA-8260B	ND		1
Ethyl t-butyl ether	ND	ug/L	0.50		EPA-8260B	ND		1
1,2-Dichloroethane-d4 (Surrogate)	102	%	75 - 125 (LCL - UCL)		EPA-8260B			1
Toluene-d8 (Surrogate)	98.1	%	80 - 120 (LCL - UCL)		EPA-8260B			1
4-Bromofluorobenzene (Surrogate)	95.1	%	80 - 120 (LCL - UCL)		EPA-8260B			1

Run #	Method	Prep Date	Run Date/Time	Analyst	Instrument	Dilution	QC Batch ID
1	EPA-8260B	10/24/14	10/24/14 17:30	JCC	MS-V14	1	BXJ2277

*The results in this report apply to the samples analyzed in accordance with the chain of custody document. This analytical report must be reproduced in its entirety.*

All results listed in this report are for the exclusive use of the submitting party. BC Laboratories, Inc. assumes no responsibility for report alteration, separation, detachment or third party interpretation.



AECOM  
2020 L St, Suite 400  
Sacramento, CA 95811

**Reported:** 11/07/2014 12:32  
**Project:** 5781  
**Project Number:** 351640  
**Project Manager:** Jim Harms

### Purgeable Aromatics and Total Petroleum Hydrocarbons

<b>BCL Sample ID:</b> 1425209-02	<b>Client Sample Name:</b> 5781, MW-A-W-141021, 10/21/2014 11:05:00AM
----------------------------------	---

Constituent	Result	Units	PQL	MDL	Method	MB Bias	Lab Quals	Run #
Gasoline Range Organics (C4 - C12)	ND	ug/L	50		EPA-8015B	ND		1
a,a,a-Trifluorotoluene (FID Surrogate)	97.2	%	70 - 130 (LCL - UCL)		EPA-8015B			1

Run #	Method	Prep Date	Run Date/Time	Analyst	Instrument	Dilution	QC Batch ID
1	EPA-8015B	10/24/14	10/24/14 18:04	SE1	GC-V9	1	BXJ2261

*The results in this report apply to the samples analyzed in accordance with the chain of custody document. This analytical report must be reproduced in its entirety.*

All results listed in this report are for the exclusive use of the submitting party. BC Laboratories, Inc. assumes no responsibility for report alteration, separation, detachment or third party interpretation.



AECOM  
2020 L St, Suite 400  
Sacramento, CA 95811

**Reported:** 11/07/2014 12:32  
**Project:** 5781  
**Project Number:** 351640  
**Project Manager:** Jim Harms

### Total Petroleum Hydrocarbons (Silica Gel Treated)

<b>BCL Sample ID:</b> 1425209-02	<b>Client Sample Name:</b> 5781, MW-A-W-141021, 10/21/2014 11:05:00AM
----------------------------------	---

Constituent	Result	Units	PQL	MDL	Method	MB Bias	Lab Quals	Run #
Diesel Range Organics (C12 - C24)	ND	ug/L	50		Luft/TPHd	ND		1
Tetracosane (Surrogate)	69.6	%	20 - 120 (LCL - UCL)		Luft/TPHd			1
Capric acid (Reverse Surrogate)	0	%	0 - 1 (LCL - UCL)		Luft/TPHd			1

Run #	Method	Prep Date	Run Date/Time	Analyst	Instrument	Dilution	QC Batch ID
1	Luft/TPHd	10/27/14	11/07/14 07:51	MBS	GC-5	1	BXK0562

*The results in this report apply to the samples analyzed in accordance with the chain of custody document. This analytical report must be reproduced in its entirety.*

All results listed in this report are for the exclusive use of the submitting party. BC Laboratories, Inc. assumes no responsibility for report alteration, separation, detachment or third party interpretation.





AECOM  
2020 L St, Suite 400  
Sacramento, CA 95811

**Reported:** 11/07/2014 12:32  
**Project:** 5781  
**Project Number:** 351640  
**Project Manager:** Jim Harms

### Volatile Organic Analysis (EPA Method 8260B)

<b>BCL Sample ID:</b> 1425209-03	<b>Client Sample Name:</b> 5781, MW-4-W-141021, 10/21/2014 2:00:00PM
----------------------------------	--

Constituent	Result	Units	PQL	MDL	Method	MB Bias	Lab Quals	Run #
Benzene	ND	ug/L	0.50		EPA-8260B	ND		1
1,2-Dibromoethane	ND	ug/L	0.50		EPA-8260B	ND		1
1,2-Dichloroethane	ND	ug/L	0.50		EPA-8260B	ND		1
Ethylbenzene	ND	ug/L	0.50		EPA-8260B	ND		1
Methyl t-butyl ether	ND	ug/L	0.50		EPA-8260B	ND		1
Toluene	ND	ug/L	0.50		EPA-8260B	ND		1
Total Xylenes	ND	ug/L	1.0		EPA-8260B	ND		1
t-Amyl Methyl ether	ND	ug/L	0.50		EPA-8260B	ND		1
t-Butyl alcohol	ND	ug/L	10		EPA-8260B	ND		1
Diisopropyl ether	ND	ug/L	0.50		EPA-8260B	ND		1
Ethanol	ND	ug/L	250		EPA-8260B	ND		1
Ethyl t-butyl ether	ND	ug/L	0.50		EPA-8260B	ND		1
1,2-Dichloroethane-d4 (Surrogate)	99.4	%	75 - 125 (LCL - UCL)		EPA-8260B			1
Toluene-d8 (Surrogate)	98.1	%	80 - 120 (LCL - UCL)		EPA-8260B			1
4-Bromofluorobenzene (Surrogate)	95.7	%	80 - 120 (LCL - UCL)		EPA-8260B			1

Run #	Method	Prep Date	Run Date/Time	Analyst	Instrument	Dilution	QC Batch ID
1	EPA-8260B	10/24/14	10/24/14 17:54	JCC	MS-V14	1	BXJ2277

*The results in this report apply to the samples analyzed in accordance with the chain of custody document. This analytical report must be reproduced in its entirety.*

All results listed in this report are for the exclusive use of the submitting party. BC Laboratories, Inc. assumes no responsibility for report alteration, separation, detachment or third party interpretation.



AECOM  
2020 L St, Suite 400  
Sacramento, CA 95811

**Reported:** 11/07/2014 12:32  
**Project:** 5781  
**Project Number:** 351640  
**Project Manager:** Jim Harms

### Purgeable Aromatics and Total Petroleum Hydrocarbons

<b>BCL Sample ID:</b> 1425209-03	<b>Client Sample Name:</b> 5781, MW-4-W-141021, 10/21/2014 2:00:00PM
----------------------------------	--

Constituent	Result	Units	PQL	MDL	Method	MB Bias	Lab Quals	Run #
Gasoline Range Organics (C4 - C12)	ND	ug/L	50		EPA-8015B	ND		1
a,a,a-Trifluorotoluene (FID Surrogate)	93.8	%	70 - 130 (LCL - UCL)		EPA-8015B			1

Run #	Method	Prep Date	Run Date/Time	Analyst	Instrument	Dilution	QC Batch ID
1	EPA-8015B	10/24/14	10/24/14 18:25	SE1	GC-V9	1	BXJ2261

*The results in this report apply to the samples analyzed in accordance with the chain of custody document. This analytical report must be reproduced in its entirety.*

All results listed in this report are for the exclusive use of the submitting party. BC Laboratories, Inc. assumes no responsibility for report alteration, separation, detachment or third party interpretation.



AECOM  
2020 L St, Suite 400  
Sacramento, CA 95811

**Reported:** 11/07/2014 12:32  
**Project:** 5781  
**Project Number:** 351640  
**Project Manager:** Jim Harms

### Total Petroleum Hydrocarbons (Silica Gel Treated)

<b>BCL Sample ID:</b> 1425209-03	<b>Client Sample Name:</b> 5781, MW-4-W-141021, 10/21/2014 2:00:00PM
----------------------------------	--

Constituent	Result	Units	PQL	MDL	Method	MB Bias	Lab Quals	Run #
Diesel Range Organics (C12 - C24)	ND	ug/L	50		Luft/TPHd	ND		1
Tetracosane (Surrogate)	72.6	%	20 - 120 (LCL - UCL)		Luft/TPHd			1
Capric acid (Reverse Surrogate)	0	%	0 - 1 (LCL - UCL)		Luft/TPHd			1

Run #	Method	Prep Date	Run Date/Time	Analyst	Instrument	Dilution	QC Batch ID
1	Luft/TPHd	10/27/14	11/07/14 08:04	MBS	GC-5	1	BXK0562

*The results in this report apply to the samples analyzed in accordance with the chain of custody document. This analytical report must be reproduced in its entirety.*

All results listed in this report are for the exclusive use of the submitting party. BC Laboratories, Inc. assumes no responsibility for report alteration, separation, detachment or third party interpretation.



AECOM  
2020 L St, Suite 400  
Sacramento, CA 95811

Reported: 11/07/2014 12:32  
Project: 5781  
Project Number: 351640  
Project Manager: Jim Harms

### Volatile Organic Analysis (EPA Method 8260B)

<b>BCL Sample ID:</b> 1425209-04	<b>Client Sample Name:</b> 5781, MW-5-W-141021, 10/21/2014 3:30:00PM
----------------------------------	--

Constituent	Result	Units	PQL	MDL	Method	MB Bias	Lab Quals	Run #
Benzene	ND	ug/L	0.50		EPA-8260B	ND		1
1,2-Dibromoethane	ND	ug/L	0.50		EPA-8260B	ND		1
1,2-Dichloroethane	ND	ug/L	0.50		EPA-8260B	ND		1
Ethylbenzene	370	ug/L	5.0		EPA-8260B	ND	A01	2
Methyl t-butyl ether	7.7	ug/L	0.50		EPA-8260B	ND		1
Toluene	40	ug/L	0.50		EPA-8260B	ND		1
Total Xylenes	2900	ug/L	20		EPA-8260B	ND	A01	3
t-Amyl Methyl ether	ND	ug/L	0.50		EPA-8260B	ND		1
t-Butyl alcohol	ND	ug/L	10		EPA-8260B	ND		1
Diisopropyl ether	ND	ug/L	0.50		EPA-8260B	ND		1
Ethanol	ND	ug/L	250		EPA-8260B	ND		1
Ethyl t-butyl ether	ND	ug/L	0.50		EPA-8260B	ND		1
1,2-Dichloroethane-d4 (Surrogate)	101	%	75 - 125 (LCL - UCL)		EPA-8260B			1
1,2-Dichloroethane-d4 (Surrogate)	92.5	%	75 - 125 (LCL - UCL)		EPA-8260B			2
1,2-Dichloroethane-d4 (Surrogate)	100	%	75 - 125 (LCL - UCL)		EPA-8260B			3
Toluene-d8 (Surrogate)	108	%	80 - 120 (LCL - UCL)		EPA-8260B			1
Toluene-d8 (Surrogate)	96.9	%	80 - 120 (LCL - UCL)		EPA-8260B			2
Toluene-d8 (Surrogate)	94.2	%	80 - 120 (LCL - UCL)		EPA-8260B			3
4-Bromofluorobenzene (Surrogate)	121	%	80 - 120 (LCL - UCL)		EPA-8260B		S09	1
4-Bromofluorobenzene (Surrogate)	103	%	80 - 120 (LCL - UCL)		EPA-8260B			2
4-Bromofluorobenzene (Surrogate)	98.1	%	80 - 120 (LCL - UCL)		EPA-8260B			3

Run #	Method	Prep Date	Run Date/Time	Analyst	Instrument	Dilution	QC Batch ID
1	EPA-8260B	10/24/14	10/24/14 18:17	JCC	MS-V14	1	BXJ2277
2	EPA-8260B	10/24/14	10/28/14 03:53	JCC	MS-V14	10	BXJ2277
3	EPA-8260B	10/24/14	10/29/14 05:32	JCC	MS-V14	20	BXJ2277

The results in this report apply to the samples analyzed in accordance with the chain of custody document. This analytical report must be reproduced in its entirety.

All results listed in this report are for the exclusive use of the submitting party. BC Laboratories, Inc. assumes no responsibility for report alteration, separation, detachment or third party interpretation.



AECOM  
2020 L St, Suite 400  
Sacramento, CA 95811

**Reported:** 11/07/2014 12:32  
**Project:** 5781  
**Project Number:** 351640  
**Project Manager:** Jim Harms

### Purgeable Aromatics and Total Petroleum Hydrocarbons

<b>BCL Sample ID:</b> 1425209-04	<b>Client Sample Name:</b> 5781, MW-5-W-141021, 10/21/2014 3:30:00PM
----------------------------------	--

Constituent	Result	Units	PQL	MDL	Method	MB Bias	Lab Quals	Run #
Gasoline Range Organics (C4 - C12)	27000	ug/L	2500		EPA-8015B	ND	A01	1
a,a,a-Trifluorotoluene (FID Surrogate)	95.5	%	70 - 130 (LCL - UCL)		EPA-8015B			1

Run #	Method	Prep Date	Run Date/Time	Analyst	Instrument	Dilution	QC Batch ID
1	EPA-8015B	10/24/14	10/24/14 20:07	SE1	GC-V9	50	BXJ2261

*The results in this report apply to the samples analyzed in accordance with the chain of custody document. This analytical report must be reproduced in its entirety.*

All results listed in this report are for the exclusive use of the submitting party. BC Laboratories, Inc. assumes no responsibility for report alteration, separation, detachment or third party interpretation.



AECOM  
2020 L St, Suite 400  
Sacramento, CA 95811

**Reported:** 11/07/2014 12:32  
**Project:** 5781  
**Project Number:** 351640  
**Project Manager:** Jim Harms

### Total Petroleum Hydrocarbons (Silica Gel Treated)

<b>BCL Sample ID:</b> 1425209-04	<b>Client Sample Name:</b> 5781, MW-5-W-141021, 10/21/2014 3:30:00PM
----------------------------------	--

Constituent	Result	Units	PQL	MDL	Method	MB Bias	Lab Quals	Run #
Diesel Range Organics (C12 - C24)	3000	ug/L	250		Luft/TPHd	ND	A01,A52	1
Tetracosane (Surrogate)	65.7	%	20 - 120 (LCL - UCL)		Luft/TPHd		A01	1
Capric acid (Reverse Surrogate)	0	%	0 - 1 (LCL - UCL)		Luft/TPHd		A01	1

Run #	Method	Prep Date	Run Date/Time	Analyst	Instrument	Dilution	QC Batch ID
1	Luft/TPHd	10/27/14	11/07/14 09:50	MBS	GC-5	5.376	BXK0562

*The results in this report apply to the samples analyzed in accordance with the chain of custody document. This analytical report must be reproduced in its entirety.*

All results listed in this report are for the exclusive use of the submitting party. BC Laboratories, Inc. assumes no responsibility for report alteration, separation, detachment or third party interpretation.



AECOM  
2020 L St, Suite 400  
Sacramento, CA 95811

**Reported:** 11/07/2014 12:32  
Project: 5781  
Project Number: 351640  
Project Manager: Jim Harms

### Volatile Organic Analysis (EPA Method 8260B)

<b>BCL Sample ID:</b> 1425209-05	<b>Client Sample Name:</b> 5781, MW-6-W-141021, 10/21/2014 1:10:00PM
----------------------------------	--

Constituent	Result	Units	PQL	MDL	Method	MB Bias	Lab Quals	Run #
Benzene	ND	ug/L	0.50		EPA-8260B	ND		1
1,2-Dibromoethane	ND	ug/L	0.50		EPA-8260B	ND		1
1,2-Dichloroethane	ND	ug/L	0.50		EPA-8260B	ND		1
Ethylbenzene	ND	ug/L	0.50		EPA-8260B	ND		1
Methyl t-butyl ether	ND	ug/L	0.50		EPA-8260B	ND		1
Toluene	ND	ug/L	0.50		EPA-8260B	ND		1
Total Xylenes	ND	ug/L	1.0		EPA-8260B	ND		1
t-Amyl Methyl ether	ND	ug/L	0.50		EPA-8260B	ND		1
t-Butyl alcohol	ND	ug/L	10		EPA-8260B	ND		1
Diisopropyl ether	ND	ug/L	0.50		EPA-8260B	ND		1
Ethanol	ND	ug/L	250		EPA-8260B	ND		1
Ethyl t-butyl ether	ND	ug/L	0.50		EPA-8260B	ND		1
1,2-Dichloroethane-d4 (Surrogate)	96.9	%	75 - 125 (LCL - UCL)		EPA-8260B			1
Toluene-d8 (Surrogate)	97.6	%	80 - 120 (LCL - UCL)		EPA-8260B			1
4-Bromofluorobenzene (Surrogate)	93.1	%	80 - 120 (LCL - UCL)		EPA-8260B			1

Run #	Method	Prep Date	Run Date/Time	Analyst	Instrument	Dilution	QC Batch ID
1	EPA-8260B	10/24/14	10/27/14 13:36	JCC	MS-V14	1	BXJ2277

*The results in this report apply to the samples analyzed in accordance with the chain of custody document. This analytical report must be reproduced in its entirety.*

All results listed in this report are for the exclusive use of the submitting party. BC Laboratories, Inc. assumes no responsibility for report alteration, separation, detachment or third party interpretation.



AECOM  
2020 L St, Suite 400  
Sacramento, CA 95811

**Reported:** 11/07/2014 12:32  
**Project:** 5781  
**Project Number:** 351640  
**Project Manager:** Jim Harms

### Purgeable Aromatics and Total Petroleum Hydrocarbons

<b>BCL Sample ID:</b> 1425209-05	<b>Client Sample Name:</b> 5781, MW-6-W-141021, 10/21/2014 1:10:00PM
----------------------------------	--

Constituent	Result	Units	PQL	MDL	Method	MB Bias	Lab Quals	Run #
Gasoline Range Organics (C4 - C12)	ND	ug/L	50		EPA-8015B	ND		1
a,a,a-Trifluorotoluene (FID Surrogate)	95.0	%	70 - 130 (LCL - UCL)		EPA-8015B			1

Run #	Method	Prep Date	Run Date/Time	Analyst	Instrument	Dilution	QC Batch ID
1	EPA-8015B	10/24/14	10/24/14 18:45	SE1	GC-V9	1	BXJ2261

*The results in this report apply to the samples analyzed in accordance with the chain of custody document. This analytical report must be reproduced in its entirety.*

All results listed in this report are for the exclusive use of the submitting party. BC Laboratories, Inc. assumes no responsibility for report alteration, separation, detachment or third party interpretation.





AECOM  
2020 L St, Suite 400  
Sacramento, CA 95811

**Reported:** 11/07/2014 12:32  
**Project:** 5781  
**Project Number:** 351640  
**Project Manager:** Jim Harms

### Total Petroleum Hydrocarbons (Silica Gel Treated)

<b>BCL Sample ID:</b> 1425209-05	<b>Client Sample Name:</b> 5781, MW-6-W-141021, 10/21/2014 1:10:00PM
----------------------------------	--

Constituent	Result	Units	PQL	MDL	Method	MB Bias	Lab Quals	Run #
Diesel Range Organics (C12 - C24)	ND	ug/L	50		Luft/TPHd	ND		1
Tetracosane (Surrogate)	60.8	%	20 - 120 (LCL - UCL)		Luft/TPHd			1
Capric acid (Reverse Surrogate)	0	%	0 - 1 (LCL - UCL)		Luft/TPHd			1

Run #	Method	Prep Date	Run Date/Time	Analyst	Instrument	Dilution	QC Batch ID
1	Luft/TPHd	10/27/14	11/07/14 08:31	MBS	GC-5	1.093	BXK0562

*The results in this report apply to the samples analyzed in accordance with the chain of custody document. This analytical report must be reproduced in its entirety.*

All results listed in this report are for the exclusive use of the submitting party. BC Laboratories, Inc. assumes no responsibility for report alteration, separation, detachment or third party interpretation.



AECOM  
2020 L St, Suite 400  
Sacramento, CA 95811

**Reported:** 11/07/2014 12:32  
**Project:** 5781  
**Project Number:** 351640  
**Project Manager:** Jim Harms

### Volatile Organic Analysis (EPA Method 8260B)

<b>BCL Sample ID:</b> 1425209-06	<b>Client Sample Name:</b> 5781, MW-7-W-141021, 10/21/2014 11:15:00AM
----------------------------------	---

Constituent	Result	Units	PQL	MDL	Method	MB Bias	Lab Quals	Run #
Benzene	ND	ug/L	0.50		EPA-8260B	ND		1
1,2-Dibromoethane	ND	ug/L	0.50		EPA-8260B	ND		1
1,2-Dichloroethane	ND	ug/L	0.50		EPA-8260B	ND		1
Ethylbenzene	ND	ug/L	0.50		EPA-8260B	ND		1
Methyl t-butyl ether	ND	ug/L	0.50		EPA-8260B	ND		1
Toluene	ND	ug/L	0.50		EPA-8260B	ND		1
Total Xylenes	ND	ug/L	1.0		EPA-8260B	ND		1
t-Amyl Methyl ether	ND	ug/L	0.50		EPA-8260B	ND		1
t-Butyl alcohol	ND	ug/L	10		EPA-8260B	ND		1
Diisopropyl ether	ND	ug/L	0.50		EPA-8260B	ND		1
Ethanol	ND	ug/L	250		EPA-8260B	ND		1
Ethyl t-butyl ether	ND	ug/L	0.50		EPA-8260B	ND		1
1,2-Dichloroethane-d4 (Surrogate)	89.9	%	75 - 125 (LCL - UCL)		EPA-8260B			1
Toluene-d8 (Surrogate)	94.1	%	80 - 120 (LCL - UCL)		EPA-8260B			1
4-Bromofluorobenzene (Surrogate)	97.3	%	80 - 120 (LCL - UCL)		EPA-8260B			1

Run #	Method	Prep Date	Run Date/Time	Analyst	Instrument	Dilution	QC Batch ID
1	EPA-8260B	10/24/14	10/24/14 19:04	JCC	MS-V14	1	BXJ2277

*The results in this report apply to the samples analyzed in accordance with the chain of custody document. This analytical report must be reproduced in its entirety.*

All results listed in this report are for the exclusive use of the submitting party. BC Laboratories, Inc. assumes no responsibility for report alteration, separation, detachment or third party interpretation.



AECOM  
2020 L St, Suite 400  
Sacramento, CA 95811

**Reported:** 11/07/2014 12:32  
**Project:** 5781  
**Project Number:** 351640  
**Project Manager:** Jim Harms

### Purgeable Aromatics and Total Petroleum Hydrocarbons

<b>BCL Sample ID:</b> 1425209-06	<b>Client Sample Name:</b> 5781, MW-7-W-141021, 10/21/2014 11:15:00AM
----------------------------------	---

Constituent	Result	Units	PQL	MDL	Method	MB Bias	Lab Quals	Run #
Gasoline Range Organics (C4 - C12)	ND	ug/L	50		EPA-8015B	ND		1
a,a,a-Trifluorotoluene (FID Surrogate)	92.7	%	70 - 130 (LCL - UCL)		EPA-8015B			1

Run #	Method	Prep Date	Run Date/Time	Analyst	Instrument	Dilution	QC Batch ID
1	EPA-8015B	10/24/14	10/24/14 19:05	SE1	GC-V9	1	BXJ2261

*The results in this report apply to the samples analyzed in accordance with the chain of custody document. This analytical report must be reproduced in its entirety.*

All results listed in this report are for the exclusive use of the submitting party. BC Laboratories, Inc. assumes no responsibility for report alteration, separation, detachment or third party interpretation.



AECOM  
2020 L St, Suite 400  
Sacramento, CA 95811

**Reported:** 11/07/2014 12:32  
**Project:** 5781  
**Project Number:** 351640  
**Project Manager:** Jim Harms

### Total Petroleum Hydrocarbons (Silica Gel Treated)

<b>BCL Sample ID:</b> 1425209-06	<b>Client Sample Name:</b> 5781, MW-7-W-141021, 10/21/2014 11:15:00AM
----------------------------------	---

Constituent	Result	Units	PQL	MDL	Method	MB Bias	Lab Quals	Run #
Diesel Range Organics (C12 - C24)	ND	ug/L	50		Luft/TPHd	ND		1
Tetracosane (Surrogate)	64.1	%	20 - 120 (LCL - UCL)		Luft/TPHd			1
Capric acid (Reverse Surrogate)	0	%	0 - 1 (LCL - UCL)		Luft/TPHd			1

Run #	Method	Prep Date	Run Date/Time	Analyst	Instrument	Dilution	QC Batch ID
1	Luft/TPHd	10/27/14	11/07/14 08:44	MBS	GC-5	1	BXK0562

*The results in this report apply to the samples analyzed in accordance with the chain of custody document. This analytical report must be reproduced in its entirety.*

All results listed in this report are for the exclusive use of the submitting party. BC Laboratories, Inc. assumes no responsibility for report alteration, separation, detachment or third party interpretation.



AECOM  
2020 L St, Suite 400  
Sacramento, CA 95811

**Reported:** 11/07/2014 12:32  
Project: 5781  
Project Number: 351640  
Project Manager: Jim Harms

### Volatile Organic Analysis (EPA Method 8260B)

<b>BCL Sample ID:</b> 1425209-07	<b>Client Sample Name:</b> 5781, MW-8-W-141021, 10/21/2014 2:35:00PM
----------------------------------	--

Constituent	Result	Units	PQL	MDL	Method	MB Bias	Lab Quals	Run #
Benzene	ND	ug/L	0.50		EPA-8260B	ND		1
1,2-Dibromoethane	ND	ug/L	0.50		EPA-8260B	ND		1
1,2-Dichloroethane	ND	ug/L	0.50		EPA-8260B	ND		1
Ethylbenzene	ND	ug/L	0.50		EPA-8260B	ND		1
<b>Methyl t-butyl ether</b>	<b>2.0</b>	<b>ug/L</b>	<b>0.50</b>		<b>EPA-8260B</b>	ND		1
Toluene	ND	ug/L	0.50		EPA-8260B	ND		1
Total Xylenes	ND	ug/L	1.0		EPA-8260B	ND		1
t-Amyl Methyl ether	ND	ug/L	0.50		EPA-8260B	ND		1
t-Butyl alcohol	ND	ug/L	10		EPA-8260B	ND		1
Diisopropyl ether	ND	ug/L	0.50		EPA-8260B	ND		1
Ethanol	ND	ug/L	250		EPA-8260B	ND		1
Ethyl t-butyl ether	ND	ug/L	0.50		EPA-8260B	ND		1
1,2-Dichloroethane-d4 (Surrogate)	92.8	%	75 - 125 (LCL - UCL)		EPA-8260B			1
Toluene-d8 (Surrogate)	98.0	%	80 - 120 (LCL - UCL)		EPA-8260B			1
4-Bromofluorobenzene (Surrogate)	97.4	%	80 - 120 (LCL - UCL)		EPA-8260B			1

Run #	Method	Prep Date	Run Date/Time	Analyst	Instrument	Dilution	QC Batch ID
1	EPA-8260B	10/24/14	10/24/14 19:27	JCC	MS-V14	1	BXJ2277

*The results in this report apply to the samples analyzed in accordance with the chain of custody document. This analytical report must be reproduced in its entirety.*

All results listed in this report are for the exclusive use of the submitting party. BC Laboratories, Inc. assumes no responsibility for report alteration, separation, detachment or third party interpretation.



AECOM  
2020 L St, Suite 400  
Sacramento, CA 95811

**Reported:** 11/07/2014 12:32  
**Project:** 5781  
**Project Number:** 351640  
**Project Manager:** Jim Harms

### Purgeable Aromatics and Total Petroleum Hydrocarbons

<b>BCL Sample ID:</b> 1425209-07	<b>Client Sample Name:</b> 5781, MW-8-W-141021, 10/21/2014 2:35:00PM
----------------------------------	--

Constituent	Result	Units	PQL	MDL	Method	MB Bias	Lab Quals	Run #
Gasoline Range Organics (C4 - C12)	ND	ug/L	50		EPA-8015B	ND		1
a,a,a-Trifluorotoluene (FID Surrogate)	90.8	%	70 - 130 (LCL - UCL)		EPA-8015B			1

Run #	Method	Prep Date	Run Date/Time	Analyst	Instrument	Dilution	QC Batch ID
1	EPA-8015B	10/24/14	10/24/14 19:26	SE1	GC-V9	1	BXJ2261

*The results in this report apply to the samples analyzed in accordance with the chain of custody document. This analytical report must be reproduced in its entirety.*

All results listed in this report are for the exclusive use of the submitting party. BC Laboratories, Inc. assumes no responsibility for report alteration, separation, detachment or third party interpretation.



AECOM  
2020 L St, Suite 400  
Sacramento, CA 95811

**Reported:** 11/07/2014 12:32  
**Project:** 5781  
**Project Number:** 351640  
**Project Manager:** Jim Harms

### Total Petroleum Hydrocarbons (Silica Gel Treated)

<b>BCL Sample ID:</b> 1425209-07	<b>Client Sample Name:</b> 5781, MW-8-W-141021, 10/21/2014 2:35:00PM
----------------------------------	--

Constituent	Result	Units	PQL	MDL	Method	MB Bias	Lab Quals	Run #
Diesel Range Organics (C12 - C24)	ND	ug/L	50		Luft/TPHd	ND		1
Tetracosane (Surrogate)	55.5	%	20 - 120 (LCL - UCL)		Luft/TPHd			1
Capric acid (Reverse Surrogate)	0	%	0 - 1 (LCL - UCL)		Luft/TPHd			1

Run #	Method	Prep Date	Run Date/Time	Analyst	Instrument	Dilution	QC Batch ID
1	Luft/TPHd	10/27/14	11/07/14 08:57	MBS	GC-5	1	BXK0562

*The results in this report apply to the samples analyzed in accordance with the chain of custody document. This analytical report must be reproduced in its entirety.*

All results listed in this report are for the exclusive use of the submitting party. BC Laboratories, Inc. assumes no responsibility for report alteration, separation, detachment or third party interpretation.



AECOM  
2020 L St, Suite 400  
Sacramento, CA 95811

**Reported:** 11/07/2014 12:32  
**Project:** 5781  
**Project Number:** 351640  
**Project Manager:** Jim Harms

### Volatile Organic Analysis (EPA Method 8260B)

<b>BCL Sample ID:</b> 1425209-08	<b>Client Sample Name:</b> 5781, MW-9-W-141021, 10/21/2014 12:50:00PM
----------------------------------	---

Constituent	Result	Units	PQL	MDL	Method	MB Bias	Lab Quals	Run #
Benzene	ND	ug/L	0.50		EPA-8260B	ND		1
1,2-Dibromoethane	ND	ug/L	0.50		EPA-8260B	ND		1
1,2-Dichloroethane	ND	ug/L	0.50		EPA-8260B	ND		1
Ethylbenzene	ND	ug/L	0.50		EPA-8260B	ND		1
Methyl t-butyl ether	ND	ug/L	0.50		EPA-8260B	ND		1
Toluene	ND	ug/L	0.50		EPA-8260B	ND		1
Total Xylenes	ND	ug/L	1.0		EPA-8260B	ND		1
t-Amyl Methyl ether	ND	ug/L	0.50		EPA-8260B	ND		1
t-Butyl alcohol	ND	ug/L	10		EPA-8260B	ND		1
Diisopropyl ether	ND	ug/L	0.50		EPA-8260B	ND		1
Ethanol	ND	ug/L	250		EPA-8260B	ND		1
Ethyl t-butyl ether	ND	ug/L	0.50		EPA-8260B	ND		1
1,2-Dichloroethane-d4 (Surrogate)	96.8	%	75 - 125 (LCL - UCL)		EPA-8260B			1
Toluene-d8 (Surrogate)	99.3	%	80 - 120 (LCL - UCL)		EPA-8260B			1
4-Bromofluorobenzene (Surrogate)	93.3	%	80 - 120 (LCL - UCL)		EPA-8260B			1

Run #	Method	Prep Date	Run Date/Time	Analyst	Instrument	Dilution	QC Batch ID
1	EPA-8260B	10/24/14	10/25/14 06:40	JCC	MS-V14	1	BXJ2277

*The results in this report apply to the samples analyzed in accordance with the chain of custody document. This analytical report must be reproduced in its entirety.*

All results listed in this report are for the exclusive use of the submitting party. BC Laboratories, Inc. assumes no responsibility for report alteration, separation, detachment or third party interpretation.





AECOM  
2020 L St, Suite 400  
Sacramento, CA 95811

**Reported:** 11/07/2014 12:32  
**Project:** 5781  
**Project Number:** 351640  
**Project Manager:** Jim Harms

### Purgeable Aromatics and Total Petroleum Hydrocarbons

<b>BCL Sample ID:</b> 1425209-08	<b>Client Sample Name:</b> 5781, MW-9-W-141021, 10/21/2014 12:50:00PM
----------------------------------	---

Constituent	Result	Units	PQL	MDL	Method	MB Bias	Lab Quals	Run #
Gasoline Range Organics (C4 - C12)	ND	ug/L	50		EPA-8015B	ND		1
a,a,a-Trifluorotoluene (FID Surrogate)	94.4	%	70 - 130 (LCL - UCL)		EPA-8015B			1

Run #	Method	Prep Date	Run Date/Time	Analyst	Instrument	Dilution	QC Batch ID
1	EPA-8015B	10/24/14	10/24/14 19:46	SE1	GC-V9	1	BXJ2261

*The results in this report apply to the samples analyzed in accordance with the chain of custody document. This analytical report must be reproduced in its entirety.*

All results listed in this report are for the exclusive use of the submitting party. BC Laboratories, Inc. assumes no responsibility for report alteration, separation, detachment or third party interpretation.



AECOM  
2020 L St, Suite 400  
Sacramento, CA 95811

**Reported:** 11/07/2014 12:32  
**Project:** 5781  
**Project Number:** 351640  
**Project Manager:** Jim Harms

### Total Petroleum Hydrocarbons (Silica Gel Treated)

<b>BCL Sample ID:</b> 1425209-08	<b>Client Sample Name:</b> 5781, MW-9-W-141021, 10/21/2014 12:50:00PM
----------------------------------	---

Constituent	Result	Units	PQL	MDL	Method	MB Bias	Lab Quals	Run #
Diesel Range Organics (C12 - C24)	ND	ug/L	50		Luft/TPHd	ND		1
Tetracosane (Surrogate)	70.0	%	20 - 120 (LCL - UCL)		Luft/TPHd			1
Capric acid (Reverse Surrogate)	0	%	0 - 1 (LCL - UCL)		Luft/TPHd			1

Run #	Method	Prep Date	Run Date/Time	Analyst	Instrument	Dilution	QC Batch ID
1	Luft/TPHd	10/27/14	11/07/14 09:37	MBS	GC-5	1.087	BXK0562

*The results in this report apply to the samples analyzed in accordance with the chain of custody document. This analytical report must be reproduced in its entirety.*

All results listed in this report are for the exclusive use of the submitting party. BC Laboratories, Inc. assumes no responsibility for report alteration, separation, detachment or third party interpretation.



AECOM  
2020 L St, Suite 400  
Sacramento, CA 95811

Reported: 11/07/2014 12:32  
Project: 5781  
Project Number: 351640  
Project Manager: Jim Harms

## Volatile Organic Analysis (EPA Method 8260B)

### Quality Control Report - Method Blank Analysis

Constituent	QC Sample ID	MB Result	Units	PQL	MDL	Lab Quals
<b>QC Batch ID: BXJ2277</b>						
Benzene	BXJ2277-BLK1	ND	ug/L	0.50		
1,2-Dibromoethane	BXJ2277-BLK1	ND	ug/L	0.50		
1,2-Dichloroethane	BXJ2277-BLK1	ND	ug/L	0.50		
Ethylbenzene	BXJ2277-BLK1	ND	ug/L	0.50		
Methyl t-butyl ether	BXJ2277-BLK1	ND	ug/L	0.50		
Toluene	BXJ2277-BLK1	ND	ug/L	0.50		
Total Xylenes	BXJ2277-BLK1	ND	ug/L	1.0		
t-Amyl Methyl ether	BXJ2277-BLK1	ND	ug/L	0.50		
t-Butyl alcohol	BXJ2277-BLK1	ND	ug/L	10		
Diisopropyl ether	BXJ2277-BLK1	ND	ug/L	0.50		
Ethanol	BXJ2277-BLK1	ND	ug/L	250		
Ethyl t-butyl ether	BXJ2277-BLK1	ND	ug/L	0.50		
<b>1,2-Dichloroethane-d4 (Surrogate)</b>	<b>BXJ2277-BLK1</b>	<b>94.0</b>	<b>%</b>	<b>75 - 125 (LCL - UCL)</b>		
<b>Toluene-d8 (Surrogate)</b>	<b>BXJ2277-BLK1</b>	<b>98.9</b>	<b>%</b>	<b>80 - 120 (LCL - UCL)</b>		
<b>4-Bromofluorobenzene (Surrogate)</b>	<b>BXJ2277-BLK1</b>	<b>90.2</b>	<b>%</b>	<b>80 - 120 (LCL - UCL)</b>		

The results in this report apply to the samples analyzed in accordance with the chain of custody document. This analytical report must be reproduced in its entirety.

All results listed in this report are for the exclusive use of the submitting party. BC Laboratories, Inc. assumes no responsibility for report alteration, separation, detachment or third party interpretation.



AECOM  
2020 L St, Suite 400  
Sacramento, CA 95811

Reported: 11/07/2014 12:32  
Project: 5781  
Project Number: 351640  
Project Manager: Jim Harms

## Volatile Organic Analysis (EPA Method 8260B)

### Quality Control Report - Laboratory Control Sample

Constituent	QC Sample ID	Type	Result	Spike Level	Units	Percent Recovery	RPD	Control Limits		Lab
								Percent Recovery	RPD	
<b>QC Batch ID: BXJ2277</b>										
Benzene	BXJ2277-BS1	LCS	21.686	25.000	ug/L	86.7		70 - 130		
Toluene	BXJ2277-BS1	LCS	22.549	25.000	ug/L	90.2		70 - 130		
1,2-Dichloroethane-d4 (Surrogate)	BXJ2277-BS1	LCS	9.7200	10.000	ug/L	97.2		75 - 125		
Toluene-d8 (Surrogate)	BXJ2277-BS1	LCS	9.6600	10.000	ug/L	96.6		80 - 120		
4-Bromofluorobenzene (Surrogate)	BXJ2277-BS1	LCS	10.120	10.000	ug/L	101		80 - 120		

*The results in this report apply to the samples analyzed in accordance with the chain of custody document. This analytical report must be reproduced in its entirety.*

All results listed in this report are for the exclusive use of the submitting party. BC Laboratories, Inc. assumes no responsibility for report alteration, separation, detachment or third party interpretation.



AECOM  
2020 L St, Suite 400  
Sacramento, CA 95811

Reported: 11/07/2014 12:32  
Project: 5781  
Project Number: 351640  
Project Manager: Jim Harms

## Volatile Organic Analysis (EPA Method 8260B)

### Quality Control Report - Precision & Accuracy

Constituent	Type	Source Sample ID	Source Result	Result	Spike Added	Units	RPD	Control Limits		Lab Quals
								Percent Recovery	RPD	
<b>QC Batch ID: BXJ2277</b>		Used client sample: Y - Description: MW-4-W-141021, 10/21/2014 14:00								
Benzene	MS	1425209-03	ND	23.595	25.000	ug/L		94.4		70 - 130
	MSD	1425209-03	ND	21.382	25.000	ug/L	9.8	85.5	20	70 - 130
Toluene	MS	1425209-03	ND	24.365	25.000	ug/L		97.5		70 - 130
	MSD	1425209-03	ND	22.405	25.000	ug/L	8.4	89.6	20	70 - 130
1,2-Dichloroethane-d4 (Surrogate)	MS	1425209-03	ND	9.7300	10.000	ug/L		97.3		75 - 125
	MSD	1425209-03	ND	9.3200	10.000	ug/L	4.3	93.2		75 - 125
Toluene-d8 (Surrogate)	MS	1425209-03	ND	9.6600	10.000	ug/L		96.6		80 - 120
	MSD	1425209-03	ND	9.6500	10.000	ug/L	0.1	96.5		80 - 120
4-Bromofluorobenzene (Surrogate)	MS	1425209-03	ND	10.040	10.000	ug/L		100		80 - 120
	MSD	1425209-03	ND	10.000	10.000	ug/L	0.4	100		80 - 120

The results in this report apply to the samples analyzed in accordance with the chain of custody document. This analytical report must be reproduced in its entirety.

All results listed in this report are for the exclusive use of the submitting party. BC Laboratories, Inc. assumes no responsibility for report alteration, separation, detachment or third party interpretation.



AECOM  
2020 L St, Suite 400  
Sacramento, CA 95811

**Reported:** 11/07/2014 12:32  
**Project:** 5781  
**Project Number:** 351640  
**Project Manager:** Jim Harms

## Purgeable Aromatics and Total Petroleum Hydrocarbons

### Quality Control Report - Method Blank Analysis

Constituent	QC Sample ID	MB Result	Units	PQL	MDL	Lab Quals
<b>QC Batch ID: BXJ2261</b>						
Gasoline Range Organics (C4 - C12)	BXJ2261-BLK1	ND	ug/L	50		
a,a,a-Trifluorotoluene (FID Surrogate)	BXJ2261-BLK1	96.4	%	70 - 130 (LCL - UCL)		

*The results in this report apply to the samples analyzed in accordance with the chain of custody document. This analytical report must be reproduced in its entirety.*

All results listed in this report are for the exclusive use of the submitting party. BC Laboratories, Inc. assumes no responsibility for report alteration, separation, detachment or third party interpretation.



AECOM  
2020 L St, Suite 400  
Sacramento, CA 95811

**Reported:** 11/07/2014 12:32  
**Project:** 5781  
**Project Number:** 351640  
**Project Manager:** Jim Harms

## Purgeable Aromatics and Total Petroleum Hydrocarbons

### Quality Control Report - Laboratory Control Sample

Constituent	QC Sample ID	Type	Result	Spike Level	Units	Percent Recovery	RPD	Control Limits		Lab	Quals
								Percent Recovery	RPD		
<b>QC Batch ID: BXJ2261</b>											
Gasoline Range Organics (C4 - C12)	BXJ2261-BS1	LCS	1096.8	1000.0	ug/L	110		85 - 115			
a,a,a-Trifluorotoluene (FID Surrogate)	BXJ2261-BS1	LCS	40.772	40.000	ug/L	102		70 - 130			

*The results in this report apply to the samples analyzed in accordance with the chain of custody document. This analytical report must be reproduced in its entirety.*

All results listed in this report are for the exclusive use of the submitting party. BC Laboratories, Inc. assumes no responsibility for report alteration, separation, detachment or third party interpretation.



AECOM  
2020 L St, Suite 400  
Sacramento, CA 95811

Reported: 11/07/2014 12:32  
Project: 5781  
Project Number: 351640  
Project Manager: Jim Harms

## Purgeable Aromatics and Total Petroleum Hydrocarbons

### Quality Control Report - Precision & Accuracy

Constituent	Type	Source Sample ID	Source Result	Result	Spike Added	Units	RPD	Percent		Lab Quals
								Recovery	RPD	
<b>QC Batch ID: BXJ2261</b>		Used client sample: N								
Gasoline Range Organics (C4 - C12)	MS	1425257-02	ND	1069.2	1000.0	ug/L		107		70 - 130
	MSD	1425257-02	ND	1080.6	1000.0	ug/L	1.1	108	20	70 - 130
a,a,a-Trifluorotoluene (FID Surrogate)	MS	1425257-02	ND	38.355	40.000	ug/L		95.9		70 - 130
	MSD	1425257-02	ND	40.595	40.000	ug/L	5.7	101		70 - 130

*The results in this report apply to the samples analyzed in accordance with the chain of custody document. This analytical report must be reproduced in its entirety.*

All results listed in this report are for the exclusive use of the submitting party. BC Laboratories, Inc. assumes no responsibility for report alteration, separation, detachment or third party interpretation.





AECOM  
2020 L St, Suite 400  
Sacramento, CA 95811

**Reported:** 11/07/2014 12:32  
**Project:** 5781  
**Project Number:** 351640  
**Project Manager:** Jim Harms

## Total Petroleum Hydrocarbons (Silica Gel Treated)

### Quality Control Report - Method Blank Analysis

Constituent	QC Sample ID	MB Result	Units	PQL	MDL	Lab Quals
<b>QC Batch ID: BXK0562</b>						
Diesel Range Organics (C12 - C24)	BXK0562-BLK1	ND	ug/L	50		
<b>Tetracosane (Surrogate)</b>	<b>BXK0562-BLK1</b>	<b>66.6</b>	<b>%</b>	<b>20 - 120 (LCL - UCL)</b>		
Capric acid (Reverse Surrogate)	BXK0562-BLK1	0	%	0 - 1 (LCL - UCL)		

*The results in this report apply to the samples analyzed in accordance with the chain of custody document. This analytical report must be reproduced in its entirety.*

All results listed in this report are for the exclusive use of the submitting party. BC Laboratories, Inc. assumes no responsibility for report alteration, separation, detachment or third party interpretation.



AECOM  
2020 L St, Suite 400  
Sacramento, CA 95811

**Reported:** 11/07/2014 12:32  
Project: 5781  
Project Number: 351640  
Project Manager: Jim Harms

## Total Petroleum Hydrocarbons (Silica Gel Treated)

### Quality Control Report - Laboratory Control Sample

Constituent	QC Sample ID	Type	Result	Spike Level	Units	Percent Recovery	RPD	Control Limits		Lab	Quals
								Percent Recovery	RPD		
<b>QC Batch ID: BXK0562</b>											
Diesel Range Organics (C12 - C24)	BXK0562-BS1	LCS	279.19	500.00	ug/L	55.8		20	110		
Tetracosane (Surrogate)	BXK0562-BS1	LCS	10.235	20.000	ug/L	51.2		20	120		
Capric acid (Reverse Surrogate)	BXK0562-BS1	LCS	ND	100.00	ug/L	0		0	1		

*The results in this report apply to the samples analyzed in accordance with the chain of custody document. This analytical report must be reproduced in its entirety.*

All results listed in this report are for the exclusive use of the submitting party. BC Laboratories, Inc. assumes no responsibility for report alteration, separation, detachment or third party interpretation.



AECOM  
2020 L St, Suite 400  
Sacramento, CA 95811

Reported: 11/07/2014 12:32  
Project: 5781  
Project Number: 351640  
Project Manager: Jim Harms

## Total Petroleum Hydrocarbons (Silica Gel Treated)

### Quality Control Report - Precision & Accuracy

Constituent	Type	Source Sample ID	Source Result	Result	Spike Added	Units	RPD	Control Limits		Lab Quals
								Percent Recovery	RPD	
<b>QC Batch ID: BXK0562</b>		Used client sample: N								
Diesel Range Organics (C12 - C24)	MS	1425343-25	ND	262.56	500.00	ug/L		52.5		20 - 110
	MSD	1425343-25	ND	255.53	500.00	ug/L	2.7	51.1	30	20 - 110
Tetracosane (Surrogate)	MS	1425343-25	ND	11.486	20.000	ug/L		57.4		20 - 120
	MSD	1425343-25	ND	12.691	20.000	ug/L	10.0	63.5		20 - 120
Capric acid (Reverse Surrogate)	MS	1425343-25	ND	ND	100.00	ug/L		0		0 - 1
	MSD	1425343-25	ND	ND	100.00	ug/L		0		0 - 1

*The results in this report apply to the samples analyzed in accordance with the chain of custody document. This analytical report must be reproduced in its entirety.*

All results listed in this report are for the exclusive use of the submitting party. BC Laboratories, Inc. assumes no responsibility for report alteration, separation, detachment or third party interpretation.



AECOM  
2020 L St, Suite 400  
Sacramento, CA 95811

**Reported:** 11/07/2014 12:32  
**Project:** 5781  
**Project Number:** 351640  
**Project Manager:** Jim Harms

**Notes And Definitions**

- MDL Method Detection Limit
- ND Analyte Not Detected at or above the reporting limit
- PQL Practical Quantitation Limit
- RPD Relative Percent Difference
- A01 PQL's and MDL's are raised due to sample dilution.
- A52 Chromatogram not typical of diesel.
- S09 The surrogate recovery on the sample for this compound was not within the control limits.