



Denis L. Brown

Jerry Wickham
Alameda County Health Care Services Agency
1131 Harbor Bay Parkway, Suite 250
Alameda, California 94502-6577

Re: Shell-branded Service Station
540 Hegenberger Road
Oakland, California
SAP Code 135694
Incident No. 98995752
ACHCSA Case No. 0223

Dear Mr. Wickham:

The attached document is provided for your review and comment. Upon information and belief, I declare, under penalty of perjury, that the information contained in the attached document is true and correct.

If you have any questions or concerns, please call me at (707) 865-0251.

Sincerely,

Denis L. Brown
Project Manager

RECEIVED

2:20 pm, Nov 16, 2007

Alameda County
Environmental Health

Shell Oil Products US

HSE – Environmental Services
20945 S. Wilmington Ave.
Carson, CA 90810-1039
Tel (707) 865 0251
Fax (707) 865 2542

Email denis.l.brown@shell.com



CONESTOGA-ROVERS
& ASSOCIATES

19449 Riverside Drive, Suite 230, Sonoma, California 95476
Telephone: 707-935-4850 Facsimile: 707-935-6649
www.CRAworld.com

November 16, 2007

Mr. Jerry Wickham
Hazardous Materials Specialist
Alameda County Health Care Services Agency
1131 Harbor Bay Parkway, Suite 250
Alameda, California 94502-6577

Re: **Groundwater Monitoring Report – Third Quarter 2007**
Shell-branded Service Station
540 Hegenberger Road
Oakland, California
SAP Code 135694
Incident No. 98995752
Agency Case No. 0223


Dear Mr. Wickham:

Conestoga-Rovers & Associates (CRA) prepared this report on behalf of Equilon Enterprises LLC dba Shell Oil Products US (Shell) in accordance with the quarterly reporting requirements of 23 CCR 2652d.

If you have any questions regarding the contents of this document, please call Ana Friel at (707) 268-3812.

Sincerely,

Conestoga-Rovers & Associates



Ana Friel, PG
Project Manager

cc: Mr. Denis Brown, Shell

Equal
Employment
Opportunity Employer



**CONESTOGA-ROVERS
& ASSOCIATES**

Mr. Jerry Wickham
November 16, 2007

GROUNDWATER MONITORING REPORT – THIRD QUARTER 2007

Site Address	<u>540 Hegenberger Road, Oakland</u>
Site Use	<u>Shell-branded Service Station</u>
Shell Project Manager	<u>Denis Brown</u>
Consultant and Contact Person	<u>CRA, Ana Friel</u>
Lead Agency and Contact	<u>ACHCSA, Jerry Wickham</u>
Agency Case No.	<u>0223</u>
Shell SAP Code	<u>135694</u>
Shell Incident No.	<u>98995752</u>
Date of Most Recent Agency Correspondence	<u>January 11, 2007</u>

Current Quarter's Activities

1. Blaine Tech Services, Inc. (Blaine) gauged and sampled wells according to the established monitoring program for this site.
2. CRA prepared a vicinity map (Figure 1) and a groundwater contour and chemical concentration map (Figure 2). The Blaine report, presenting the analytical data, is included in Attachment A.

Current Quarter's Findings

Groundwater Flow Direction	<u>East-southeasterly</u>
Hydraulic Gradient	<u>0.03</u>
Depth to Water	<u>4.22 to 7.80 feet below top of well casing</u>



**CONESTOGA-ROVERS
& ASSOCIATES**

Mr. Jerry Wickham
November 16, 2007

Proposed Activities for Next Quarter

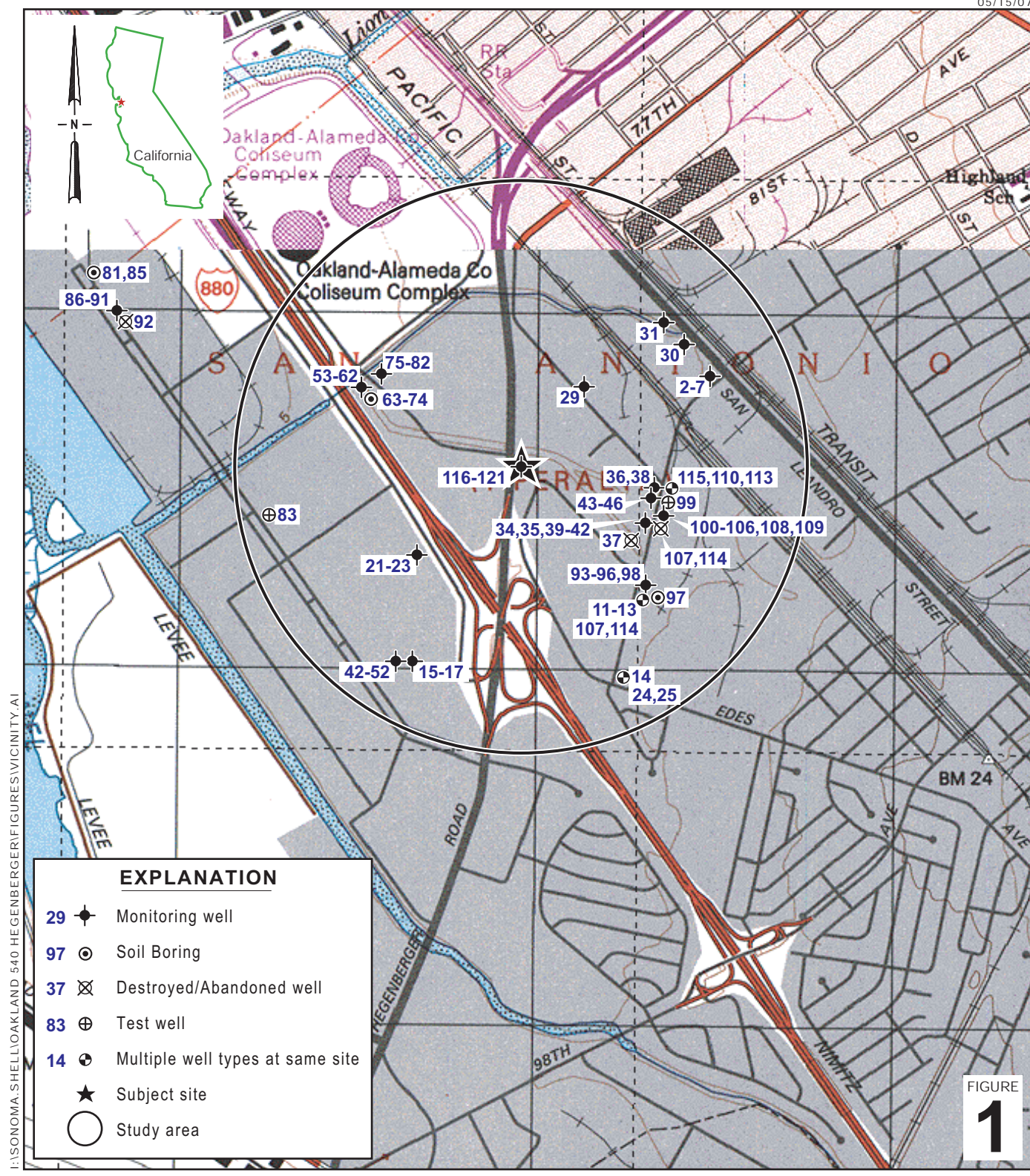
1. Blaine will gauge and sample wells during the third month of the quarter, according to the established monitoring program for this site, and CRA will prepare a report.

Figures: 1 - Vicinity Map
 2 - Groundwater Contour and Chemical Concentration Map

Attachment: A - Blaine Tech Services, Inc. - Groundwater Monitoring Report

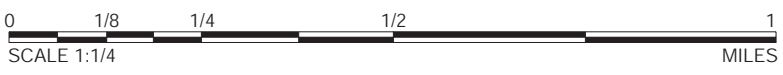
Conestoga-Rovers & Associates (CRA) prepared this document for use by our client and appropriate regulatory agencies. It is based partially on information available to CRA from outside sources and/or in the public domain, and partially on information supplied by CRA and its subcontractors. CRA makes no warranty or guarantee, expressed or implied, included or intended in this document, with respect to the accuracy of information obtained from these outside sources or the public domain, or any conclusions or recommendations based on information that was not independently verified by CRA. This document represents the best professional judgment of CRA. None of the work performed hereunder constitutes or shall be represented as a legal opinion of any kind or nature.

I:\Sonoma.Shell\Oakland 540 Hegenberger\Qm\2007\3Q07\Text 540 Hegenberger Oakland 3Q07.doc



I:\SONOMA_SHELL\OAKLAND_540_HEGENBERGER\FIGURES\VICINITY.A1

FIGURE 1

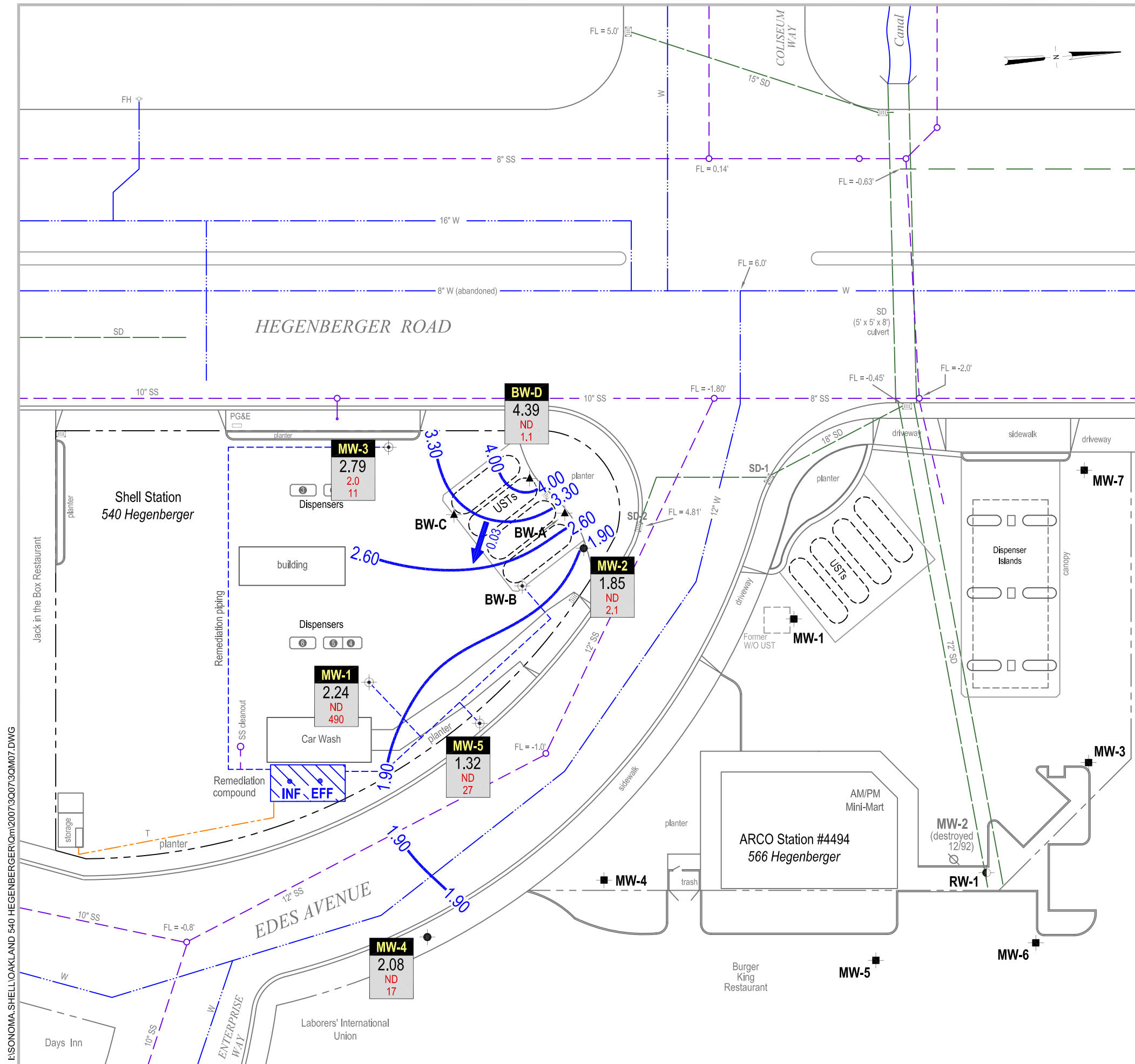


Shell-branded Service Station
 540 Hegenberger Road
 Oakland, California



**CONESTOGA-ROVERS
 & ASSOCIATES**

Vicinity Map



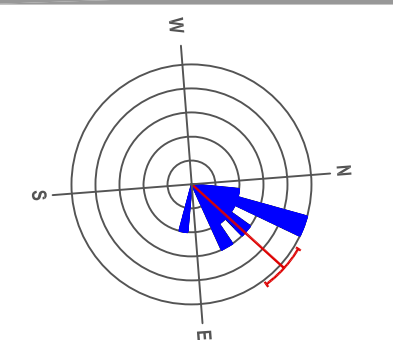
EXPLANATION

- MW-2** ● Monitoring well location (Shell)
- BW-A** ▲ Tank backfill well location (Shell)
- MW-1** ⊕ Groundwater extraction well location (Shell)
- MW-1** ■ Monitoring well location (ARCO)
- RW-1** ⊖ Recovery well location (ARCO)
- MW-2** ⊗ Destroyed well location (ARCO)
- Sanitary sewer main (SS)
- Water line (W)
- Telephone line (T)
- Storm drain (SD)
- ▶ Flow direction
- FH ⊕ Fire hydrant
- FL = 5.0' Flowline elevation (msl)
- INF ● GWE sample location
- XX.XX Groundwater elevation contour, in feet above msl
- 0.02 → Groundwater gradient and flow direction

Well	ELEV	Benzene	MTBE
BW-D	4.39	ND	1.1
MW-3	2.79	2.0	11
BW-C	2.60		
BW-A	2.60		
MW-2	1.85	ND	2.1
BW-B	1.90		
MW-5	1.32	ND	27
MW-1	2.24	ND	490
MW-4	2.08	ND	17

Notes:
 NA = Not available
 ND = Not detected
 NS = Not sampled

Monitoring of ARCO wells has been discontinued as of April 4, 2007 and no longer used in contouring.



Shell Groundwater Gradient Direction
 August 1998 through March 2003
 (20 events prior to groundwater extraction)

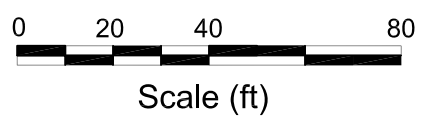


FIGURE
2

**Groundwater Contour and
 Chemical Concentration Map**



**CONESTOGA-ROVERS
 & ASSOCIATES**

September 26, 2007

Shell-branded Service Station
 540 Hegenberger Road
 Oakland, California

I:\SONOMA-SHELL\OAKLAND 540 HEGENBERGER\0m2007\3007\30M07.DWG

Attachment A

**Blaine Tech Services, Inc.
Groundwater Monitoring Report**

BLAINE
TECH SERVICES INC.

GROUNDWATER SAMPLING SPECIALISTS
SINCE 1985

October 10, 2007

Denis Brown
Shell Oil Products US
20945 South Wilmington Avenue
Carson, CA 90810

Third Quarter 2007 Groundwater Monitoring at
Shell-branded Service Station
540 Hegenberger Road
Oakland, CA

Monitoring performed on September 26, 2007

Groundwater Monitoring Report **070926-KF-2**

This report covers the routine monitoring of groundwater wells at this Shell-branded facility. In accordance with standard procedures that conform to Regional Water Quality Control Board requirements, routine field data collection includes depth to water, total well depth, thickness of any separate immiscible layer, water column volume, calculated purge volume (if applicable), elapsed evacuation time (if applicable), total volume of water removed (if applicable), and standard water parameter instrument readings. Sample material is collected, contained, stored, and transported to the laboratory in conformance with EPA standards. Purgewater (if applicable) is, likewise, collected and transported to the Martinez Refining Company.

Basic field information is presented alongside analytical values excerpted from the laboratory report in the cumulative table of **WELL CONCENTRATIONS**. The full analytical report for the most recent samples and the field data sheets are attached to this report.

At a minimum, Blaine Tech Services, Inc. field personnel are certified on completion of a forty-hour Hazardous Materials and Emergency Response training course per 29 CFR 1910.120. Field personnel are also enrolled in annual eight-hour refresher courses.

Blaine Tech Services, Inc. conducts sampling and documentation assignments of this type as an independent third party. Our activities at this site consisted of objective data and sample collection only. No interpretation of analytical results, defining of hydrological conditions or formulation of recommendations was performed.

Please call if you have any questions.

Yours truly,

Mike Ninokata
Project Manager

MN/ks

attachments: Cumulative Table of WELL CONCENTRATIONS
Certified Analytical Report
Field Data Sheets

cc: Ana Friel
Conestoga-Rovers & Associates
19449 Riverside Dr., Suite 230
Sonoma, CA 95476

WELL CONCENTRATIONS
Shell-branded Service Station
540 Hegenberger Road
Oakland, CA

Well ID	Date	TPPH (ug/L)	B (ug/L)	T (ug/L)	E (ug/L)	X (ug/L)	MTBE 8020 (ug/L)	MTBE 8260 (ug/L)	DIPE (ug/L)	ETBE (ug/L)	TAME (ug/L)	TBA (ug/L)	Ethanol (ug/L)	TOC (MSL)	Depth to Water (ft.)	GW Elevation (MSL)	DO Reading (ppm)
MW-1 (a)	08/26/1998	2,700	28	55	59	39	33,000	NA	NA	NA	NA	NA	NA	10.54	7.91	2.63	1.8
MW-1 (b)	08/26/1998	<1,000	22	<10	<10	<10	17,000	NA	NA	NA	NA	NA	NA	10.54	7.91	2.63	2.2
MW-1	12/28/1998	<5,000	<50.0	<50.0	<50.0	<50.0	153,000	33,000	NA	NA	NA	NA	NA	10.54	8.75	1.79	1.9
MW-1	03/29/1999	<2,000	<20.0	<20.0	<20.0	<20.0	693,000	NA	NA	NA	NA	NA	NA	10.54	8.32	2.22	2.0
MW-1	06/22/1999	20,000	<200	<200	<200	<200	150,000	NA	NA	NA	NA	NA	NA	10.54	9.05	1.49	1.7
MW-1	09/30/1999	<2,500	<25.0	<25.0	<25.0	<25.0	30,900	NA	NA	NA	NA	NA	NA	10.54	8.35	2.19	2.6
MW-1	11/19/1999	NA	NA	NA	NA	NA	NA	NA	NA	NA	NA	NA	NA	10.54	9.58	0.96	NA
MW-1	11/24/1999	NA	NA	NA	NA	NA	NA	NA	NA	NA	NA	NA	NA	10.54	9.65	0.89	NA
MW-1	12/02/1999	NA	NA	NA	NA	NA	NA	NA	NA	NA	NA	NA	NA	10.54	9.55	0.99	NA
MW-1	12/10/1999	<50.0	29.7	<20.0	<20.0	<20.0	76,300	NA	NA	NA	NA	NA	NA	10.54	8.86	1.68	1.2
MW-1	03/02/2000	<2,500	<25.0	<25.0	<25.0	<25.0	27,600	NA	NA	NA	NA	NA	NA	10.54	8.83	1.71	3.2
MW-1	06/08/2000	<2,000	<20.0	<20.0	<20.0	<20.0	59,000	67,600	NA	NA	NA	NA	NA	10.54	7.78	2.76	1.9
MW-1	09/05/2000	<10,000	411	<100	<100	<100	71,100	115,000 e	NA	NA	NA	NA	NA	10.54	7.84	2.70	NA
MW-1	12/15/2000	35,600	1,310	<50.0	<50.0	<50.0	136,000	f	NA	NA	NA	NA	NA	10.54	7.65	2.89	NA
MW-1	03/09/2001	<10,000	1,390	<100	<100	<100	89,600	164,000	NA	NA	NA	NA	NA	10.54	6.44	4.10	NA
MW-1	06/27/2001	<5,000	<50	<50	<50	<50	NA	19,000	NA	NA	NA	NA	NA	10.54	8.46	2.08	NA
MW-1	09/19/2001	<5,000	<50	<50	<50	<50	NA	52,000	NA	NA	NA	NA	NA	10.54	8.10	2.44	NA
MW-1	12/31/2001	<5,000	<25	<25	<25	<25	NA	17,000	NA	NA	NA	NA	NA	10.54	7.31	3.23	NA
MW-1	03/14/2002	<20,000	<200	<200	<200	<200	NA	60,000	NA	NA	NA	NA	NA	10.54	7.68	2.86	NA
MW-1	06/25/2002	<5,000	<50	<50	<50	<50	NA	34,000	NA	NA	NA	NA	NA	10.54	8.40	2.14	NA
MW-1	09/19/2002	<2,500	<25	<25	<25	<25	NA	18,000	NA	NA	NA	NA	NA	10.52	8.58	1.94	NA
MW-1	12/12/2002	<5,000	<50	<50	<50	<50	NA	30,000	NA	NA	NA	NA	NA	10.52	8.41	2.11	NA
MW-1	01/02/2003	NA	<0.50	<0.50	<0.50	<1.0	NA	NA	NA	NA	NA	NA	NA	10.52	7.45	3.07	NA
MW-1	03/20/2003 g	3,800	<25	<25	<25	<25	5,500	NA	NA	NA	NA	NA	NA	10.52	8.21	2.31	NA
MW-1	06/23/2003	<10,000	<100	<100	<100	<200	NA	35,000	NA	NA	NA	NA	NA	10.52	9.02	1.50	NA
MW-1	09/22/2003	<5,000	<50	<50	<50	<100	NA	15,000	NA	NA	NA	NA	NA	10.52	15.74	-5.22	NA
MW-1	12/03/2003	<1,300	<13	<13	<13	<25	NA	3,600	NA	NA	NA	NA	NA	10.52	18.35 h	NA	NA
MW-1	03/18/2004	<250	<2.5	<2.5	<2.5	<5.0	NA	570	NA	NA	NA	NA	NA	10.52	7.32	3.20	NA

WELL CONCENTRATIONS
Shell-branded Service Station
540 Hegenberger Road
Oakland, CA

Well ID	Date	TPPH (ug/L)	B (ug/L)	T (ug/L)	E (ug/L)	X (ug/L)	MTBE 8020 (ug/L)	MTBE 8260 (ug/L)	DIPE (ug/L)	ETBE (ug/L)	TAME (ug/L)	TBA (ug/L)	Ethanol (ug/L)	TOC (MSL)	Depth to Water (ft.)	GW Elevation (MSL)	DO Reading (ppm)
MW-1	05/25/2004	<250	<2.5	<2.5	<2.5	<5.0	NA	250	NA	NA	NA	NA	NA	10.52	6.80	3.72	NA
MW-1	09/22/2004	<2,000	<20	<20	<20	<40	NA	170	<80	<80	<80	20,000	<2,000	10.52	6.55	3.97	NA
MW-1	12/22/2004	<500	<5.0	<5.0	<5.0	<10	NA	57	NA	NA	NA	NA	NA	10.52	6.44	4.08	NA
MW-1	02/23/2005	<2,000	<20	<20	<20	<40	NA	110	NA	NA	NA	NA	NA	10.52	5.79	4.73	NA
MW-1	06/27/2005	<250	<2.5	<2.5	<2.5	<5.0	NA	16	NA	NA	NA	NA	NA	10.52	6.43	4.09	NA
MW-1	08/31/2005	<250	<2.5	<2.5	<2.5	<5.0	NA	32	<10	<10	<10	4,000	<250	9.27	6.38	2.89	NA
MW-1	12/14/2005	<50.0	<0.500	2.03	<0.500	<0.500	NA	30.4	NA	NA	NA	NA	NA	9.27	6.46	2.81	NA
MW-1	03/08/2006	417	1.87	<0.500	<0.500	0.830	NA	17.8	NA	NA	NA	3,380	NA	9.27	6.21	3.06	NA
MW-1	06/14/2006	728	282	1.61	4.16	9.82	NA	109	NA	NA	NA	2,950	NA	9.27	6.86	2.41	NA
MW-1	09/27/2006	817	<0.500	<0.500	<0.500	<0.500	NA	122	<0.500	<0.500	<0.500	1,420	<50.0	9.27	7.70	1.57	NA
MW-1	11/30/2006	150	<0.50	<0.50	<0.50	<1.0	NA	54	NA	NA	NA	3,200	NA	9.27	7.59	1.68	NA
MW-1	03/06/2007	150 k	<0.50 k	<1.0 k	<0.50 k	<1.0 k	NA	40 k	NA	NA	NA	3,600 k	NA	9.27	6.38	2.89	NA
MW-1	06/11/2007	340	<5.0	<10	<10	<10	NA	23	NA	NA	NA	14,000	NA	9.27	7.88	1.39	NA
MW-1	09/26/2007	190 m,n	<2.5	<5.0	<5.0	<5.0	NA	490	<10	<10	<10	460	<500	9.27	7.03	2.24	NA

MW-2 (a)	08/26/1998	<250	3.2	<2.5	<2.5	<2.5	4,000	NA	NA	NA	NA	NA	NA	9.21	7.18	2.03	2.4
MW-2 (b)	08/26/1998	<250	3.1	<2.5	<2.5	<2.5	4,800	NA	NA	NA	NA	NA	NA	9.21	7.18	2.03	2.7
MW-2 (D)(b)	08/26/1998	<250	4.8	<2.5	<2.5	6.0	3,300	NA	NA	NA	NA	NA	NA	9.21	7.18	2.03	2.7
MW-2	12/28/1998	<50.0	<0.500	<0.500	<0.500	<0.500	28.8	NA	NA	NA	NA	NA	NA	9.21	7.34	1.87	2.1
MW-2	03/29/1999	235	<0.500	<0.500	<0.500	3.4	101	NA	NA	NA	NA	NA	NA	9.21	6.85	2.36	2.0
MW-2	06/22/1999	<50	<0.50	<0.50	<0.50	<0.50	<2.5	NA	NA	NA	NA	NA	NA	9.21	7.10	2.11	1.9
MW-2	09/30/1999	<50.0	<0.500	<0.500	<0.500	<0.500	1,700	NA	NA	NA	NA	NA	NA	9.21	8.06	1.15	1.0
MW-2	12/10/1999	<50.0	<0.500	<0.500	<0.500	<0.500	<2.50	NA	NA	NA	NA	NA	NA	9.21	8.61	0.60	1.4
MW-2	03/02/2000	<500	11.5	<5.00	<5.00	<5.00	5,280	NA	NA	NA	NA	NA	NA	9.21	6.33	2.88	0.4
MW-2	06/08/2000	<50.0	0.670	<0.500	<0.500	<0.500	3,160	NA	NA	NA	NA	NA	NA	9.21	6.87	2.34	1.6
MW-2	09/05/2000	<1,000	<10.0	<10.0	<10.0	<10.0	9,600	NA	NA	NA	NA	NA	NA	9.21	6.79	2.42	NA
MW-2	12/15/2000	<200	<2.00	<2.00	<2.00	<2.00	6,320	NA	NA	NA	NA	NA	NA	9.21	6.76	2.45	NA
MW-2	03/09/2001	<500	<5.00	<5.00	<5.00	<5.00	17,200	NA	NA	NA	NA	NA	NA	9.21	6.28	2.93	NA

WELL CONCENTRATIONS
Shell-branded Service Station
540 Hegenberger Road
Oakland, CA

Well ID	Date	TPPH (ug/L)	B (ug/L)	T (ug/L)	E (ug/L)	X (ug/L)	MTBE 8020 (ug/L)	MTBE 8260 (ug/L)	DIPE (ug/L)	ETBE (ug/L)	TAME (ug/L)	TBA (ug/L)	Ethanol (ug/L)	TOC (MSL)	Depth to Water (ft.)	GW Elevation (MSL)	DO Reading (ppm)
MW-2	06/27/2001	<100	1.4	<1.0	<1.0	<2.0	NA	470	NA	NA	NA	NA	NA	9.21	7.12	2.09	NA
MW-2	09/19/2001	<50	<0.50	<0.50	<0.50	<0.50	NA	330	NA	NA	NA	NA	NA	9.21	7.17	2.04	NA
MW-2	12/31/2001	<100	<1.0	<1.0	<1.0	<1.0	NA	420	NA	NA	NA	NA	NA	9.21	6.24	2.97	NA
MW-2	03/14/2002	<250	4.5	3.3	<2.5	<2.5	NA	1,600	NA	NA	NA	NA	NA	9.21	6.72	2.49	NA
MW-2	06/25/2002	<50	<0.50	<0.50	<0.50	<0.50	NA	110	NA	NA	NA	NA	NA	9.21	7.23	1.98	NA
MW-2	09/19/2002	<50	<0.50	<0.50	<0.50	<0.50	NA	90	NA	NA	NA	NA	NA	9.19	7.48	1.71	NA
MW-2	12/12/2002	<50	<0.50	<0.50	<0.50	<0.50	NA	170	NA	NA	NA	NA	NA	9.19	7.33	1.86	NA
MW-2	03/20/2003 g	56	<0.50	<0.50	<0.50	<0.50	58	NA	NA	NA	NA	NA	NA	9.19	7.65	1.54	NA
MW-2	06/23/2003	<50	<0.50	<0.50	<0.50	<1.0	NA	44	NA	NA	NA	NA	NA	9.19	8.72	0.47	NA
MW-2	09/22/2003	<250	<2.5	<2.5	<2.5	<5.0	NA	37	NA	NA	NA	NA	NA	9.19	8.84	0.35	NA
MW-2	12/03/2003	<250	<2.5	<2.5	<2.5	<5.0	NA	99	NA	NA	NA	NA	NA	9.19	8.95	0.24	NA
MW-2	03/18/2004	<50	<0.50	<0.50	<0.50	<1.0	NA	24	NA	NA	NA	NA	NA	9.19	7.19	2.00	NA
MW-2	05/25/2004	<50	<0.50	<0.50	<0.50	<1.0	NA	53	NA	NA	NA	NA	NA	9.19	8.40	0.79	NA
MW-2	09/22/2004	<50	<0.50	<0.50	<0.50	<1.0	NA	24	<2.0	<2.0	<2.0	100	<50	9.19	7.08	2.11	NA
MW-2	12/22/2004	<50	<0.50	<0.50	<0.50	<1.0	NA	39	NA	NA	NA	NA	NA	9.19	7.09	2.10	NA
MW-2	02/23/2005	<50	<0.50	<0.50	<0.50	<1.0	NA	38	NA	NA	NA	NA	NA	9.19	6.50	2.69	NA
MW-2	06/27/2005	<50	<0.50	<0.50	<0.50	<1.0	NA	28	NA	NA	NA	NA	NA	9.19	7.17	2.02	NA
MW-2	08/31/2005	<50	<0.50	<0.50	<0.50	<1.0	NA	5.5	<2.0	<2.0	<2.0	19	<50	9.19	7.21	1.98	NA
MW-2	12/14/2005	<50.0	<0.500	2.16	<0.500	<0.500	NA	5.33	NA	NA	NA	NA	NA	9.19	7.13	2.06	NA
MW-2	03/08/2006	<50.0	<0.500	<0.500	<0.500	0.560	NA	18.8	NA	NA	NA	<10.0	NA	9.19	6.02	3.17	NA
MW-2	06/14/2006	<50.0	<0.500	0.680	<0.500	<0.500	NA	2.17	NA	NA	NA	<10.0	NA	9.19	7.19	2.00	NA
MW-2	09/27/2006	276	<0.500	<0.500	<0.500	<0.500	NA	5.29	<0.500	<0.500	<0.500	29.9	<50.0	9.19	7.45	1.74	NA
MW-2	11/30/2006	<50	<0.50	<0.50	<0.50	<1.0	NA	<0.50	NA	NA	NA	<5.0	NA	9.19	7.30	1.89	NA
MW-2	03/06/2007	<50 k	<0.50 k	<1.0 k	<0.50 k	<1.0 k	NA	0.87 k	NA	NA	NA	<5.0 k	NA	9.19	6.70	2.49	NA
MW-2	06/11/2007	<50	<0.50	<1.0	<1.0	<1.0	NA	<1.0	NA	NA	NA	<10	NA	9.19	7.14	2.05	NA
MW-2	09/26/2007	<50 m	<0.50	<1.0	<1.0	<1.0	NA	2.1	<2.0	<2.0	<2.0	<10	<100	9.19	7.34	1.85	NA
MW-3 (a)	08/26/1998	2,300	180	330	<0.50	420	44,000	NA	NA	NA	NA	NA	NA	9.45	6.52	2.93	1.8

WELL CONCENTRATIONS
Shell-branded Service Station
540 Hegenberger Road
Oakland, CA

Well ID	Date	TPPH (ug/L)	B (ug/L)	T (ug/L)	E (ug/L)	X (ug/L)	MTBE 8020 (ug/L)	MTBE 8260 (ug/L)	DIPE (ug/L)	ETBE (ug/L)	TAME (ug/L)	TBA (ug/L)	Ethanol (ug/L)	TOC (MSL)	Depth to Water (ft.)	GW Elevation (MSL)	DO Reading (ppm)
MW-3 (b)	08/26/1998	<50	<0.50	<0.50	<0.50	<0.50	52,000	75,000	NA	NA	NA	NA	NA	9.45	6.52	2.93	2.3
MW-3	12/28/1998	<5,00	139	<50.0	<50.0	<50.0	15,100	NA	NA	NA	NA	NA	NA	9.45	6.73	2.72	1.7
MW-3	03/29/1999	52,500	5,500	6,900	1,360	6,250	508,000	630,000 c	NA	NA	NA	NA	NA	9.45	6.21	3.24	2.1
MW-3	06/22/1999	58,000	6,600	9,850	1,640	6,950	677,000	653,000	NA	NA	NA	NA	NA	9.45	7.00	2.45	1.3
MW-3	09/30/1999	4,360	121	122	36.1	647	33,700	35,600	NA	NA	NA	NA	NA	9.45	6.84	2.61	0.6
MW-3	11/19/1999	NA	NA	NA	NA	NA	NA	NA	NA	NA	NA	NA	NA	9.45	7.93	1.52	NA
MW-3	11/24/1999	NA	NA	NA	NA	NA	NA	NA	NA	NA	NA	NA	NA	9.45	8.25	1.20	NA
MW-3	12/02/1999	NA	NA	NA	NA	NA	NA	NA	NA	NA	NA	NA	NA	9.45	7.55	1.90	NA
MW-3	12/10/1999	4,220	973	26.3	273	584	88,200	NA	NA	NA	NA	NA	NA	9.45	7.28	2.17	2.5
MW-3	03/02/2000	65,300	5,210	10,300	2,650	15,100	56,800	59,800 e	NA	NA	NA	NA	NA	9.45	5.87	3.58	d
MW-3	06/08/2000	72,700	3,570	10,200	2,100	13,400	44,400	NA	NA	NA	NA	NA	NA	9.45	5.32	4.13	1.1
MW-3	09/05/2000	26,100	959	2,910	1,090	5,640	24,000	NA	NA	NA	NA	NA	NA	9.45	5.60	3.85	NA
MW-3	12/15/2000	5,190	438	8.39	483	530	19,100	11,800 f	NA	NA	NA	NA	NA	9.45	6.27	3.18	NA
MW-3	03/09/2001	5,880	472	42.2	392	1,290	41,800	NA	NA	NA	NA	NA	NA	9.45	5.71	3.74	NA
MW-3	06/27/2001	9,100	330	79	140	1,600	NA	31,000	NA	NA	NA	NA	NA	9.45	6.88	2.57	NA
MW-3	09/19/2001	790	14	18	17	67	NA	8,100	NA	NA	NA	NA	NA	9.45	6.70	2.75	NA
MW-3	12/31/2001	<5,000	220	<50	86	<50	NA	22,000	NA	NA	NA	NA	NA	9.45	5.92	3.53	NA
MW-3	03/14/2002	<2,500	<25	<25	<25	<25	NA	12,000	NA	NA	NA	NA	NA	9.45	6.25	3.20	NA
MW-3	06/25/2002	<10,000	160	<100	<100	<100	NA	42,000	NA	NA	NA	NA	NA	9.45	6.65	2.80	NA
MW-3	09/19/2002	<10,000	650	<100	280	360	NA	84,000	NA	NA	NA	NA	NA	9.45	6.51	2.94	NA
MW-3	12/12/2002	<10,000	170	<100	<100	<100	NA	45,000	NA	NA	NA	NA	NA	9.45	6.97	2.48	NA
MW-3	01/02/2003	NA	59	<5.0	5.3	<10	NA	NA	NA	NA	NA	NA	NA	9.45	5.90	3.55	NA
MW-3	03/20/2003 g	5,100	<50	<50	<50	<50	4,400	NA	NA	NA	NA	NA	NA	9.45	6.87	2.58	NA
MW-3	06/23/2003	<5,000	<50	<50	<50	<100	NA	8,100	NA	NA	NA	NA	NA	9.45	13.80	-4.35	NA
MW-3	09/22/2003	<250	<2.5	4.6	<2.5	<5.0	NA	470	NA	NA	NA	NA	NA	9.45	6.31	3.14	NA
MW-3	12/03/2003	<50	<0.50	<0.50	<0.50	<1.0	NA	180	NA	NA	NA	NA	NA	9.45	14.77 h	NA	NA
MW-3	03/18/2004	<1,000	14	<10	<10	<20	NA	2,500	NA	NA	NA	NA	NA	9.45	6.07	3.38	NA
MW-3	05/25/2004	3,900	<10	66	23	470	NA	140	NA	NA	NA	NA	NA	9.45	14.63	-5.18	NA

WELL CONCENTRATIONS
Shell-branded Service Station
540 Hegenberger Road
Oakland, CA

Well ID	Date	TPPH (ug/L)	B (ug/L)	T (ug/L)	E (ug/L)	X (ug/L)	MTBE 8020 (ug/L)	MTBE 8260 (ug/L)	DIPE (ug/L)	ETBE (ug/L)	TAME (ug/L)	TBA (ug/L)	Ethanol (ug/L)	TOC (MSL)	Depth to Water (ft.)	GW Elevation (MSL)	DO Reading (ppm)
MW-3	09/22/2004	<10,000	830	<100	290	450	NA	28,000	<400	<400	<400	13,000	<10,000	9.45	4.86	4.59	NA
MW-3	12/22/2004	94	<0.50	<0.50	<0.50	<1.0	NA	84	NA	NA	NA	NA	NA	9.45	6.93	2.52	NA
MW-3	02/23/2005	<50 i	<0.50	<0.50	<0.50	<1.0	NA	85	NA	NA	NA	NA	NA	9.45	5.68	3.77	NA
MW-3	06/27/2005	<2,500	96	<25	29	<50	NA	6,100	NA	NA	NA	NA	NA	9.45	4.80	4.65	NA
MW-3	08/31/2005	<50	<0.50	<0.50	<0.50	<1.0	NA	300	<2.0	<2.0	<2.0	700	<50	8.33	5.07	3.26	NA
MW-3	12/14/2005	647	6.16	2.37	1.88	<0.500	NA	303 j	NA	NA	NA	NA	NA	8.33	5.65	2.68	NA
MW-3	03/08/2006	901	20.8	<0.500	5.55	0.980	NA	313	NA	NA	NA	1,660	NA	8.33	5.57	2.76	NA
MW-3	06/14/2006	1,240	61.0	<0.500	11.0	0.730	NA	680	NA	NA	NA	5,660	NA	8.33	5.68	2.65	NA
MW-3	09/27/2006	555	1.70	<0.500	<0.500	<0.500	NA	24.5	<0.500	<0.500	<0.500	1,370	<50.0	8.33	6.11	2.22	NA
MW-3	11/30/2006	990	32	<2.5	8.2	<5.0	NA	590	NA	NA	NA	13,000	NA	8.33	6.09	2.24	NA
MW-3	03/06/2007	2,900 k	57 k	<10 k	16 k	<10 k	NA	1,700 k	NA	NA	NA	46,000	NA	8.33	4.20	4.13	NA
MW-3	06/11/2007	1,900	110	<50	28 l	<50	NA	1,100	NA	NA	NA	42,000	NA	8.33	5.19	3.14	NA
MW-3	09/26/2007	<50 m	2.0	<1.0	0.38 l	<1.0	NA	11	<2.0	<2.0	<2.0	920	<100	8.33	5.54	2.79	NA

MW-4	09/25/2000	NA	NA	NA	NA	NA	NA	NA	NA	NA	NA	NA	NA	9.88	7.64	2.24	NA
MW-4	12/15/2000	<50.0	<0.500	<0.500	<0.500	<0.500	<2.50	NA	NA	NA	NA	NA	NA	9.88	7.55	2.33	NA
MW-4	03/09/2001	<50.0	<0.500	0.730	<0.500	0.529	3.16	NA	NA	NA	NA	NA	NA	9.88	7.04	2.84	NA
MW-4	06/27/2001	<50	<0.50	<0.50	<0.50	<0.50	NA	<5.0	NA	NA	NA	NA	NA	9.88	7.76	2.12	NA
MW-4	09/19/2001	<50	<0.50	<0.50	<0.50	<0.50	NA	<5.0	NA	NA	NA	NA	NA	9.88	7.69	2.19	NA
MW-4	12/31/2001	<50	<0.50	<0.50	<0.50	<0.50	NA	<5.0	NA	NA	NA	NA	NA	9.88	7.08	2.80	NA
MW-4	03/14/2002	<50	<0.50	<0.50	<0.50	<0.50	NA	<5.0	NA	NA	NA	NA	NA	9.88	7.57	2.31	NA
MW-4	06/25/2002	<50	<0.50	<0.50	<0.50	<0.50	NA	<5.0	NA	NA	NA	NA	NA	9.88	8.50	1.38	NA
MW-4	09/19/2002	<50	<0.50	<0.50	<0.50	<0.50	NA	<5.0	NA	NA	NA	NA	NA	9.88	8.22	1.66	NA
MW-4	12/12/2002	<50	<0.50	<0.50	<0.50	<0.50	NA	<5.0	NA	NA	NA	NA	NA	9.88	8.08	1.80	NA
MW-4	03/20/2003 g	<50	<0.50	<0.50	<0.50	<0.50	<5.0	NA	NA	NA	NA	NA	NA	9.88	7.92	1.96	NA
MW-4	06/23/2003	<50	<0.50	<0.50	<0.50	<1.0	NA	<5.0	NA	NA	NA	NA	NA	9.88	8.18	1.70	NA
MW-4	09/22/2003	<50	<0.50	<0.50	<0.50	<1.0	NA	16	NA	NA	NA	NA	NA	9.88	8.28	1.60	NA
MW-4	12/03/2003	<50	<0.50	<0.50	<0.50	<1.0	NA	15	NA	NA	NA	NA	NA	9.88	8.44	1.44	NA

WELL CONCENTRATIONS
Shell-branded Service Station
540 Hegenberger Road
Oakland, CA

Well ID	Date	TPPH (ug/L)	B (ug/L)	T (ug/L)	E (ug/L)	X (ug/L)	MTBE 8020 (ug/L)	MTBE 8260 (ug/L)	DIPE (ug/L)	ETBE (ug/L)	TAME (ug/L)	TBA (ug/L)	Ethanol (ug/L)	TOC (MSL)	Depth to Water (ft.)	GW Elevation (MSL)	DO Reading (ppm)
MW-4	03/18/2004	<50	<0.50	<0.50	<0.50	<1.0	NA	15	NA	NA	NA	NA	NA	9.88	7.52	2.36	NA
MW-4	05/25/2004	<50	<0.50	<0.50	<0.50	<1.0	NA	20	NA	NA	NA	NA	NA	9.88	8.30	1.58	NA
MW-4	09/22/2004	<50	<0.50	<0.50	<0.50	<1.0	NA	20	<2.0	<2.0	<2.0	<5.0	<50	9.88	7.72	2.16	NA
MW-4	12/22/2004	<50	<0.50	<0.50	<0.50	<1.0	NA	20	NA	NA	NA	NA	NA	9.88	7.32	2.56	NA
MW-4	02/23/2005	<50	<0.50	<0.50	<0.50	<1.0	NA	18	NA	NA	NA	NA	NA	9.88	6.95	2.93	NA
MW-4	06/27/2005	55	<0.50	<0.50	<0.50	<1.0	NA	14	NA	NA	NA	NA	NA	9.88	7.48	2.40	NA
MW-4	08/31/2005	<50	<0.50	<0.50	<0.50	<1.0	NA	15	<2.0	<2.0	<2.0	11	<50	9.88	7.53	2.35	NA
MW-4	12/14/2005	<50.0	<0.500	2.04	<0.500	<0.500	NA	10.1	NA	NA	NA	NA	NA	9.88	7.54	2.34	NA
MW-4	03/08/2006	<50.0	<0.500	<0.500	<0.500	<0.500	NA	5.73	NA	NA	NA	NA	NA	9.88	6.19	3.69	NA
MW-4	06/14/2006	<50.0	<0.500	0.590	<0.500	<0.500	NA	14.0	NA	NA	NA	NA	NA	9.88	7.63	2.25	NA
MW-4	09/27/2006	426	<0.500	<0.500	<0.500	<0.500	NA	16.5	<0.500	<0.500	<0.500	<10.0	<50.0	9.88	7.87	2.01	NA
MW-4	11/30/2006	<50	<0.50	<0.50	<0.50	<1.0	NA	16	NA	NA	NA	NA	NA	9.88	7.81	2.07	NA
MW-4	03/06/2007	<50 k	<0.50 k	<1.0 k	<0.50 k	<1.0 k	NA	17 k	NA	NA	NA	NA	NA	9.88	7.10	2.78	NA
MW-4	06/11/2007	<50	<0.50	<1.0	<1.0	<1.0	NA	22	NA	NA	NA	NA	NA	9.88	7.68	2.20	NA
MW-4	09/26/2007	<50 m	<0.50	<1.0	<1.0	<1.0	NA	17	<2.0	<2.0	<2.0	<10	<100	9.88	7.80	2.08	NA

MW-5	06/18/2002	NA	NA	NA	NA	NA	NA	NA	NA	NA	NA	NA	NA	NA	8.36	NA	NA
MW-5	06/25/2002	<10,000	<100	<100	<100	<100	NA	60,000	NA	NA	NA	NA	NA	NA	8.30	NA	NA
MW-5	09/19/2002	<2,000	<20	<20	<20	<20	NA	7,200	NA	NA	NA	NA	NA	10.03	8.44	1.59	NA
MW-5	12/12/2002	<5,000	<50	<50	<50	<50	NA	33,000	NA	NA	NA	NA	NA	10.03	8.49	1.54	NA
MW-5	03/20/2003 g	12,000	<50	<50	<50	<50	15,000	NA	NA	NA	NA	NA	NA	10.03	8.23	1.80	NA
MW-5	06/23/2003	<1,000	<10	<10	<10	<20	NA	1,700	NA	NA	NA	NA	NA	10.03	16.70	-6.67	NA
MW-5	09/22/2003	<2,500	<25	<25	<25	<50	NA	4,400	NA	NA	NA	NA	NA	10.03	16.70	-6.67	NA
MW-5	12/03/2003	<50	<0.50	<0.50	<0.50	<1.0	NA	70	NA	NA	NA	NA	NA	10.03	16.79	-6.76	NA
MW-5	03/18/2004	<50	<0.50	<0.50	<0.50	<1.0	NA	43	NA	NA	NA	NA	NA	10.03	16.78	-6.75	NA
MW-5	05/25/2004	<50	<0.50	<0.50	<0.50	<1.0	NA	30	NA	NA	NA	NA	NA	10.03	13.02	-2.99	NA
MW-5	09/22/2004	<50	<0.50	<0.50	<0.50	<1.0	NA	20	<2.0	<2.0	<2.0	83	<50	10.03	5.91	4.12	NA
MW-5	12/22/2004	<50	<0.50	<0.50	<0.50	<1.0	NA	67	NA	NA	NA	NA	NA	10.03	5.72	4.31	NA

WELL CONCENTRATIONS
Shell-branded Service Station
540 Hegenberger Road
Oakland, CA

Well ID	Date	TPPH (ug/L)	B (ug/L)	T (ug/L)	E (ug/L)	X (ug/L)	MTBE 8020 (ug/L)	MTBE 8260 (ug/L)	DIPE (ug/L)	ETBE (ug/L)	TAME (ug/L)	TBA (ug/L)	Ethanol (ug/L)	TOC (MSL)	Depth to Water (ft.)	GW Elevation (MSL)	DO Reading (ppm)
---------	------	----------------	-------------	-------------	-------------	-------------	------------------------	------------------------	----------------	----------------	----------------	---------------	-------------------	--------------	----------------------------	--------------------------	------------------------

MW-5	02/23/2005	<50	<0.50	<0.50	<0.50	<1.0	NA	120	NA	NA	NA	NA	NA	10.03	4.41	5.62	NA
MW-5	06/27/2005	56	<0.50	<0.50	<0.50	<1.0	NA	46	NA	NA	NA	NA	NA	10.03	5.98	4.05	NA
MW-5	08/31/2005	<1,000	<10	<10	<10	<20	NA	69	<40	<40	<40	2,400	<1,000	9.03	6.60	2.43	NA
MW-5	12/14/2005	302	<0.500	2.02	<0.500	<0.500	NA	34.0	NA	NA	NA	NA	NA	9.03	5.00	4.03	NA
MW-5	03/08/2006	<50.0	<0.500	<0.500	<0.500	<0.500	NA	34.6	NA	NA	NA	677	NA	9.03	4.18	4.85	NA
MW-5	06/14/2006	<50.0	<0.500	<0.500	<0.500	<0.500	NA	30.4	NA	NA	NA	4,380	NA	9.03	6.10	2.93	NA
MW-5	09/27/2006	528	<0.500	<0.500	<0.500	<0.500	NA	28.6	<0.500	<0.500	<0.500	384	<50.0	9.03	6.94	2.09	NA
MW-5	11/30/2006	<50	<0.50	<0.50	<0.50	<1.0	NA	7.3	NA	NA	NA	380	NA	9.03	6.70	2.33	NA
MW-5	03/06/2007	76 k	<0.50 k	<1.0 k	<0.50 k	<1.0 k	NA	20 k	NA	NA	NA	1,200 k	NA	9.03	4.65	4.38	NA
MW-5	06/11/2007	<50	0.35 l	0.30 l	0.47 l	3.79 l	NA	21	NA	NA	NA	38	NA	9.03	6.28	2.75	NA
MW-5	09/26/2007	<50 m	<0.50	<1.0	<1.0	<1.0	NA	27	<2.0	<2.0	<2.0	2,400	<100	9.03	7.71	1.32	NA

C-1	09/19/2001	<50	<0.50	<0.50	<0.50	<0.50	NA	<5.0	NA	NA	NA	NA	NA	NA	1.44	NA	NA
C-1	03/29/2002	<50	<0.50	<0.50	<0.50	<0.50	NA	<5.0	NA	NA	NA	NA	NA	NA	2.59	NA	NA
C-1	06/25/2002	<50	<0.50	<0.50	<0.50	<0.50	NA	<5.0	NA	NA	NA	NA	NA	NA	3.72	NA	NA
C-1	09/19/2002	<50	<0.50	<0.50	<0.50	<0.50	NA	<5.0	NA	NA	NA	NA	NA	NA	3.08	NA	NA
C-1	12/12/2002	<50	<0.50	<0.50	<0.50	<0.50	NA	<5.0	NA	NA	NA	NA	NA	NA	0.64	NA	NA
C-1	03/20/2003 g	<50	<0.50	<0.50	<0.50	<0.50	<5.0	NA	NA	NA	NA	NA	NA	NA	4.61	NA	NA

SD-1	09/19/2001	Unable to sample		NA	NA	NA	NA	NA	NA	NA	NA	NA	NA	NA	NA	NA	NA
SD-1	03/29/2002	Dry	NA	NA	NA	NA	NA	NA	NA	NA	NA	NA	NA	NA	NA	NA	NA
SD-1	06/25/2002	Dry	NA	NA	NA	NA	NA	NA	NA	NA	NA	NA	NA	NA	NA	NA	NA
SD-1	09/19/2002	Dry	NA	NA	NA	NA	NA	NA	NA	NA	NA	NA	NA	NA	NA	NA	NA
SD-1	12/12/2002	Dry	NA	NA	NA	NA	NA	NA	NA	NA	NA	NA	NA	NA	NA	NA	NA
SD-1	03/20/2003	Dry	NA	NA	NA	NA	NA	NA	NA	NA	NA	NA	NA	NA	NA	NA	NA

SD-2	09/19/2001	Unable to sample		NA	NA	NA	NA	NA	NA	NA	NA	NA	NA	NA	NA	NA	NA
SD-2	03/29/2002	Dry	NA	NA	NA	NA	NA	NA	NA	NA	NA	NA	NA	NA	NA	NA	NA

WELL CONCENTRATIONS
Shell-branded Service Station
540 Hegenberger Road
Oakland, CA

Well ID	Date	TPPH (ug/L)	B (ug/L)	T (ug/L)	E (ug/L)	X (ug/L)	MTBE 8020 (ug/L)	MTBE 8260 (ug/L)	DIPE (ug/L)	ETBE (ug/L)	TAME (ug/L)	TBA (ug/L)	Ethanol (ug/L)	TOC (MSL)	Depth to Water (ft.)	GW Elevation (MSL)	DO Reading (ppm)
---------	------	----------------	-------------	-------------	-------------	-------------	------------------------	------------------------	----------------	----------------	----------------	---------------	-------------------	--------------	----------------------------	--------------------------	------------------------

SD-2	06/25/2002	Dry	NA	NA	NA	NA	NA	NA	NA	NA	NA	NA	NA	NA	NA	NA	NA
SD-2	09/19/2002	Dry	NA	NA	NA	NA	NA	NA	NA	NA	NA	NA	NA	NA	NA	NA	NA
SD-2	12/12/2002	Dry	NA	NA	NA	NA	NA	NA	NA	NA	NA	NA	NA	NA	NA	NA	NA
SD-2	03/20/2003	Dry	NA	NA	NA	NA	NA	NA	NA	NA	NA	NA	NA	NA	NA	NA	NA

BW-A	06/22/1999	318	<0.50	<0.50	0.590	1.48	4,470	NA	NA	NA	NA	NA	NA	NA	4.71	NA	1.1
BW-A	06/25/2002	<500	<5.0	<5.0	<5.0	18	NA	3,100	NA	NA	NA	NA	NA	NA	5.14	NA	NA
BW-A	09/19/2002	<200	<2.0	<2.0	<2.0	<2.0	NA	<20	NA	NA	NA	NA	NA	NA	7.19	NA	NA
BW-A	12/12/2002	<500	<5.0	<5.0	<5.0	<5.0	NA	2,900	NA	NA	NA	NA	NA	NA	6.40	NA	NA
BW-A	03/20/2003 g	<2,500	<25	<25	<25	<25	<250	NA	NA	NA	NA	NA	NA	NA	5.36	NA	NA
BW-A	06/23/2003	<1,000	<10	<10	<10	<20	NA	<100	NA	NA	NA	NA	NA	NA	10.27	NA	NA
BW-A	09/22/2005	NA	NA	NA	NA	NA	NA	NA	NA	NA	NA	NA	NA	8.63	NA	NA	NA

BW-B	06/22/1999	<250	<2.5	<2.5	<2.5	<2.5	8,600	NA	NA	NA	NA	NA	NA	NA	5.90	NA	1.2
BW-B	06/27/2001	<5,000	<50	<50	<50	<50	NA	40,000	NA	NA	NA	NA	NA	NA	5.83	NA	NA
BW-B	12/31/2001	<2,000	<20	<20	<20	<20	NA	9,200	NA	NA	NA	NA	NA	NA	4.19	NA	NA
BW-B	03/14/2002	<2,000	<20	<20	<20	<20	NA	9,400	NA	NA	NA	NA	NA	NA	5.24	NA	NA
BW-B	06/25/2002	<2,000	<20	<20	<20	<20	NA	6,600	NA	NA	NA	NA	NA	NA	6.19	NA	NA
BW-B	09/19/2002	<500	<5.0	<5.0	<5.0	<5.0	NA	<50	NA	NA	NA	NA	NA	NA	8.46	NA	NA
BW-B	12/12/2002	<500	<5.0	<5.0	<5.0	<5.0	NA	1,700	NA	NA	NA	NA	NA	NA	7.46	NA	NA
BW-B	03/20/2003 g	170	<1.0	<1.0	<1.0	<1.0	190	NA	NA	NA	NA	NA	NA	NA	6.23	NA	NA
BW-B	06/23/2003	<50	<0.50	<0.50	<0.50	<1.0	NA	43	NA	NA	NA	NA	NA	NA	9.95	NA	NA
BW-B	09/22/2005	NA	NA	NA	NA	NA	NA	NA	NA	NA	NA	NA	NA	8.32	NA	NA	NA

BW-C	06/22/1999	<50	<0.50	<0.50	<0.50	0.98	11,000	NA	NA	NA	NA	NA	NA	NA	5.91	NA	1.6
BW-C	06/25/2002	<5,000	<50	<50	<50	<50	NA	20,000	NA	NA	NA	NA	NA	NA	6.49	NA	NA
BW-C	09/19/2002	<1,000	<10	<10	<10	<10	NA	400	NA	NA	NA	NA	NA	NA	8.52	NA	NA
BW-C	12/12/2002	<2,000	<20	<20	<20	<20	NA	8,000	NA	NA	NA	NA	NA	NA	7.57	NA	NA

WELL CONCENTRATIONS
Shell-branded Service Station
540 Hegenberger Road
Oakland, CA

Well ID	Date	TPPH (ug/L)	B (ug/L)	T (ug/L)	E (ug/L)	X (ug/L)	MTBE 8020 (ug/L)	MTBE 8260 (ug/L)	DIPE (ug/L)	ETBE (ug/L)	TAME (ug/L)	TBA (ug/L)	Ethanol (ug/L)	TOC (MSL)	Depth to Water (ft.)	GW Elevation (MSL)	DO Reading (ppm)
BW-C	03/20/2003 g	270	<1.0	<1.0	<1.0	<1.0	250	NA	NA	NA	NA	NA	NA	NA	6.48	NA	NA
BW-C	06/23/2003	<1,000	<10	<10	<10	<20	NA	170	NA	NA	NA	NA	NA	NA	11.48	NA	NA
BW-C	09/22/2005	NA	NA	NA	NA	NA	NA	NA	NA	NA	NA	NA	NA	9.81	NA	NA	NA
BW-D	06/22/1999	<50.0	<0.500	<0.500	<0.500	<0.500	2,190	NA	NA	NA	NA	NA	NA	NA	4.78	NA	1.4
BW-D	06/25/2002	Well inaccessible		NA	NA	NA	NA	NA	NA	NA	NA	NA	NA	NA	NA	NA	NA
BW-D	07/02/2002	<1,000	23	<10	<10	<10	NA	<100	NA	NA	NA	NA	NA	NA	6.36	NA	NA
BW-D	09/19/2002	<250	<2.5	<2.5	<2.5	<2.5	NA	<25	NA	NA	NA	NA	NA	NA	7.25	NA	NA
BW-D	12/12/2002	<5,000	<50	<50	<50	<50	NA	16,000	NA	NA	NA	NA	NA	NA	6.21	NA	NA
BW-D	03/20/2003 g	71	<0.50	<0.50	<0.50	<0.50	55	NA	NA	NA	NA	NA	NA	NA	5.23	NA	NA
BW-D	06/23/2003	<1,000	<10	<10	<10	<20	NA	<100	NA	NA	NA	NA	NA	NA	10.25	NA	NA
BW-D	09/22/2003	<100	<1.0	<1.0	<1.0	<2.0	NA	120	NA	NA	NA	NA	NA	NA	10.18	NA	NA
BW-D	12/03/2003	<1,300	110	<13	<13	29	NA	560	NA	NA	NA	NA	NA	NA	10.20	NA	NA
BW-D	03/18/2004	<50	0.67	<0.50	<0.50	<1.0	NA	12	NA	NA	NA	NA	NA	NA	3.42	NA	NA
BW-D	05/25/2004	<50	1.4	0.96	<0.50	<1.0	NA	1.7	NA	NA	NA	NA	NA	NA	8.83	NA	NA
BW-D	09/22/2004	<100	6.9	<1.0	2.1	4.2	NA	210	NA	NA	NA	NA	NA	NA	2.75	NA	NA
BW-D	12/22/2004	61	2.1	2.9	<0.50	3.6	NA	5.4	NA	NA	NA	NA	NA	NA	3.67	NA	NA
BW-D	02/23/2005	<50	<0.50	<0.50	<0.50	<1.0	NA	1.2	NA	NA	NA	NA	NA	NA	2.88	NA	NA
BW-D	06/27/2005	53	<0.50	<0.50	<0.50	<1.0	NA	1.8	NA	NA	NA	NA	NA	NA	3.70	NA	NA
BW-D	08/31/2005	<50	<0.50	<0.50	<0.50	<1.0	NA	1.4	NA	NA	NA	NA	NA	8.61	3.82	4.79	NA
BW-D	12/14/2005	<50.0	<0.500	2.78	<0.500	<0.500	NA	2.26	NA	NA	NA	NA	NA	8.61	3.59	5.02	NA
BW-D	03/08/2006	<50.0	<0.500	<0.500	<0.500	<0.500	NA	2.23	NA	NA	NA	NA	NA	8.61	3.61	5.00	NA
BW-D	06/14/2006	<50.0	<0.500	<0.500	<0.500	<0.500	NA	18.1	NA	NA	NA	NA	NA	8.61	3.86	4.75	NA
BW-D	09/27/2006	410	<0.500	<0.500	<0.500	<0.500	NA	2.90	<0.500	<0.500	<0.500	77.6	<50.0	8.61	4.32	4.29	NA
BW-D	11/30/2006	<50	<0.50	<0.50	<0.50	<1.0	NA	1.3	NA	NA	NA	NA	NA	8.61	4.00	4.61	NA
BW-D	03/06/2007	<50 k	<0.50 k	<1.0 k	<0.50 k	<1.0 k	NA	1.4 k	NA	NA	NA	NA	NA	8.61	3.44	5.17	NA
BW-D	06/11/2007	<50	<0.50	<1.0	<1.0	<1.0	NA	0.95 l	NA	NA	NA	NA	NA	8.61	4.14	4.47	NA
BW-D	09/26/2007	<50 m	<0.50	<1.0	<1.0	<1.0	NA	1.1	NA	NA	NA	NA	NA	8.61	4.22	4.39	NA

WELL CONCENTRATIONS
Shell-branded Service Station
540 Hegenberger Road
Oakland, CA

Well ID	Date	TPPH (ug/L)	B (ug/L)	T (ug/L)	E (ug/L)	X (ug/L)	MTBE 8020 (ug/L)	MTBE 8260 (ug/L)	DIPE (ug/L)	ETBE (ug/L)	TAME (ug/L)	TBA (ug/L)	Ethanol (ug/L)	TOC (MSL)	Depth to Water (ft.)	GW Elevation (MSL)	DO Reading (ppm)
----------------	-------------	-----------------------	--------------------	--------------------	--------------------	--------------------	--------------------------------------	--------------------------------------	-----------------------	-----------------------	-----------------------	----------------------	--------------------------	---------------------	--	--	--------------------------------------

Abbreviations:

TPPH = Total petroleum hydrocarbons as gasoline by EPA Method 8260B; prior to June 27, 2001, analyzed by EPA Method 8015.

BTEX = Benzene, toluene, ethylbenzene, xylenes by EPA Method 8260B; prior to June 27, 2001, analyzed by EPA Method 8020.

MTBE = Methyl tertiary butyl ether

DIPE = Di-isopropyl ether, analyzed by EPA Method 8260B

ETBE = Ethyl tertiary butyl ether, analyzed by EPA Method 8260B

TAME = Tertiary amyl methyl ether, analyzed by EPA Method 8260B

TBA = Tertiary butyl alcohol, analyzed by EPA Method 8260B

TOC = Top of Casing Elevation

GW = Groundwater

DO = Dissolved Oxygen

ppm = Parts per million

ug/L = Parts per billion

MSL = Mean sea level

ft. = Feet

<n = Below detection limit

(D) = Duplicate sample

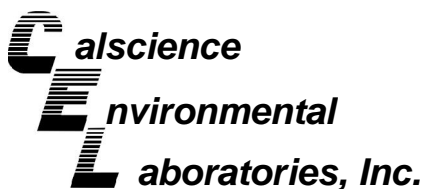
NA = Not applicable

WELL CONCENTRATIONS
Shell-branded Service Station
540 Hegenberger Road
Oakland, CA

Well ID	Date	TPPH (ug/L)	B (ug/L)	T (ug/L)	E (ug/L)	X (ug/L)	MTBE 8020 (ug/L)	MTBE 8260 (ug/L)	DIPE (ug/L)	ETBE (ug/L)	TAME (ug/L)	TBA (ug/L)	Ethanol (ug/L)	TOC (MSL)	Depth to Water (ft.)	GW Elevation (MSL)	DO Reading (ppm)
---------	------	----------------	-------------	-------------	-------------	-------------	------------------------	------------------------	----------------	----------------	----------------	---------------	-------------------	--------------	----------------------------	--------------------------	------------------------

Notes:

- a = Pre-purge
 - b = Post purge
 - c = Lab confirmed MTBE by mistake. MTBE value at MW-1 should have been confirmed instead.
 - d = DO reading not taken.
 - e = Sample was analyzed outside of the EPA recommended holding time.
 - f = The second highest MTBE hit was mistakenly confirmed. MTBE for MW-1 should have been confirmed.
 - g = On March 20, 2003, all analyses run by EPA Method 8015/8020.
 - h = Depth to top of pump; pump prevented depth to water measurement.
 - i = The concentration reported reflects individual or discrete unidentified peaks not matching a typical fuel pattern.
 - j = Concentration estimated. Analyte exceeded calibration range. Reanalysis not performed due to holding time requirements.
 - k = 1,1-Dichloroethene, a calibration check compound (CCC), was outside the 20%D method acceptance criteria in the CCV.
 - l = Analyte was detected at a concentration below the reporting limit and above the laboratory method detection limit. Reported value is estimated.
 - m = Analyzed by EPA Method 8015B (M).
 - n = The sample chromatographic pattern for TPH does not match the chromatographic pattern of the specified standard. Quantitation of the unknown hydrocarbon(s) in the sample was based upon the specified standard.
- Ethanol analyzed by EPA Method 8260B.
- Site surveyed September 21, 2000 by Virgil Chavez Land Surveying of Vallejo, CA.
- C-1 is a canal sample location.
- SD-1 and SD-2 are storm drains.
- Wells MW-1 through MW-5 surveyed January 24 and June 19, 2002 by Virgil Chavez Land Surveying of Vallejo, CA.
- Wells MW-1, MW-3, MW-5, and BW-D surveyed on September 22, 2005 by Virgil Chavez Land Surveying of Vallejo, CA.
- Unmonitored backfilled wells BW-A, BW-B, and BW-C surveyed on September 22, 2005 by Virgil Chavez Land Surveying of Vallejo, CA.



October 04, 2007

Michael Ninokata
Blaine Tech Services, Inc.
1680 Rogers Avenue
San Jose, CA 95112-1105

Subject: **Calscience Work Order No.: 07-09-2023**
Client Reference: **540 Hegenberger Rd., Oakland, CA**

Dear Client:

Enclosed is an analytical report for the above-referenced project. The samples included in this report were received 9/28/2007 and analyzed in accordance with the attached chain-of-custody.

Unless otherwise noted, all analytical testing was accomplished in accordance with the guidelines established in our Quality Systems Manual, applicable standard operating procedures, and other related documentation. The original report of subcontracted analysis, if any, is provided herein, and follows the standard Calscience data package. The results in this analytical report are limited to the samples tested and any reproduction thereof must be made in its entirety.

If you have any questions regarding this report, please do not hesitate to contact the undersigned.

Sincerely,

A handwritten signature in black ink, appearing to read "Danielle Gonsman", with a horizontal line extending to the right.

Calscience Environmental
Laboratories, Inc.
Danielle Gonsman
Project Manager

Analytical Report



Blaine Tech Services, Inc.
1680 Rogers Avenue
San Jose, CA 95112-1105

Date Received: 09/28/07
Work Order No: 07-09-2023
Preparation: EPA 5030B
Method: EPA 8015B (M)

Project: 540 Hegenberger Rd., Oakland, CA

Page 1 of 2

Client Sample Number	Lab Sample Number	Date Collected	Matrix	Instrument	Date Prepared	Date Analyzed	QC Batch ID
MW-1	07-09-2023-1	09/26/07	Aqueous	GC 4	09/28/07	09/29/07	070928B01

Comment(s): -The sample chromatographic pattern for TPH does not match the chromatographic pattern of the specified standard. Quantitation of the unknown hydrocarbon(s) in the sample was based upon the specified standard.

Parameter	Result	RL	DF	Qual	Units
TPH as Gasoline	190	50	1		ug/L
<u>Surrogates:</u>	<u>REC (%)</u>	<u>Control Limits</u>		<u>Qual</u>	
1,4-Bromofluorobenzene	88	38-134			

MW-2	07-09-2023-2	09/26/07	Aqueous	GC 4	09/28/07	09/29/07	070928B01
-------------	---------------------	-----------------	----------------	-------------	-----------------	-----------------	------------------

Parameter	Result	RL	DF	Qual	Units
TPH as Gasoline	ND	50	1		ug/L
<u>Surrogates:</u>	<u>REC (%)</u>	<u>Control Limits</u>		<u>Qual</u>	
1,4-Bromofluorobenzene	99	38-134			

MW-3	07-09-2023-3	09/26/07	Aqueous	GC 4	10/29/07	09/29/07	070929B01
-------------	---------------------	-----------------	----------------	-------------	-----------------	-----------------	------------------

Parameter	Result	RL	DF	Qual	Units
TPH as Gasoline	ND	50	1		ug/L
<u>Surrogates:</u>	<u>REC (%)</u>	<u>Control Limits</u>		<u>Qual</u>	
1,4-Bromofluorobenzene	100	38-134			

MW-4	07-09-2023-4	09/26/07	Aqueous	GC 4	09/28/07	09/29/07	070928B01
-------------	---------------------	-----------------	----------------	-------------	-----------------	-----------------	------------------

Parameter	Result	RL	DF	Qual	Units
TPH as Gasoline	ND	50	1		ug/L
<u>Surrogates:</u>	<u>REC (%)</u>	<u>Control Limits</u>		<u>Qual</u>	
1,4-Bromofluorobenzene	113	38-134			

RL - Reporting Limit , DF - Dilution Factor , Qual - Qualifiers

Analytical Report



Blaine Tech Services, Inc.
1680 Rogers Avenue
San Jose, CA 95112-1105

Date Received: 09/28/07
Work Order No: 07-09-2023
Preparation: EPA 5030B
Method: EPA 8015B (M)

Project: 540 Hegenberger Rd., Oakland, CA

Page 2 of 2

Client Sample Number	Lab Sample Number	Date Collected	Matrix	Instrument	Date Prepared	Date Analyzed	QC Batch ID
MW-5	07-09-2023-5	09/26/07	Aqueous	GC 4	09/28/07	09/29/07	070928B01

Parameter	Result	RL	DF	Qual	Units
TPH as Gasoline	ND	50	1		ug/L
<u>Surrogates:</u>	<u>REC (%)</u>	<u>Control Limits</u>		<u>Qual</u>	
1,4-Bromofluorobenzene	97	38-134			

Client Sample Number	Lab Sample Number	Date Collected	Matrix	Instrument	Date Prepared	Date Analyzed	QC Batch ID
BW-D	07-09-2023-6	09/26/07	Aqueous	GC 4	09/28/07	09/29/07	070928B01

Parameter	Result	RL	DF	Qual	Units
TPH as Gasoline	ND	50	1		ug/L
<u>Surrogates:</u>	<u>REC (%)</u>	<u>Control Limits</u>		<u>Qual</u>	
1,4-Bromofluorobenzene	156	38-134		2	

Client Sample Number	Lab Sample Number	Date Collected	Matrix	Instrument	Date Prepared	Date Analyzed	QC Batch ID
Method Blank	099-12-436-976	N/A	Aqueous	GC 4	09/28/07	09/28/07	070928B01

Parameter	Result	RL	DF	Qual	Units
TPH as Gasoline	ND	50	1		ug/L
<u>Surrogates:</u>	<u>REC (%)</u>	<u>Control Limits</u>		<u>Qual</u>	
1,4-Bromofluorobenzene	109	38-134			

Client Sample Number	Lab Sample Number	Date Collected	Matrix	Instrument	Date Prepared	Date Analyzed	QC Batch ID
Method Blank	099-12-436-983	N/A	Aqueous	GC 4	10/29/07	09/29/07	070929B01

Parameter	Result	RL	DF	Qual	Units
TPH as Gasoline	ND	50	1		ug/L
<u>Surrogates:</u>	<u>REC (%)</u>	<u>Control Limits</u>		<u>Qual</u>	
1,4-Bromofluorobenzene	110	38-134			

RL - Reporting Limit , DF - Dilution Factor , Qual - Qualifiers

Analytical Report

Blaine Tech Services, Inc.
1680 Rogers Avenue
San Jose, CA 95112-1105

Date Received: 09/28/07
Work Order No: 07-09-2023
Preparation: EPA 5030B
Method: EPA 8260B
Units: ug/L

Project: 540 Hegenberger Rd., Oakland, CA

Page 1 of 3

Client Sample Number	Lab Sample Number	Date Collected	Matrix	Instrument	Date Prepared	Date Analyzed	QC Batch ID
MW-1	07-09-2023-1	09/26/07	Aqueous	GC/MS FF	10/02/07	10/02/07	071002L01

Comment(s): -Results were evaluated to the MDL, concentrations >= to the MDL but < RL, if found, are qualified with a "J" flag.

Parameter	Result	RL	MDL	DF	Qual	Parameter	Result	RL	MDL	DF	Qual
Benzene	ND	2.5	0.70	5		Tert-Butyl Alcohol (TBA)	460	50	27	5	
Ethylbenzene	ND	5.0	1.1	5		Diisopropyl Ether (DIPE)	ND	10	1.7	5	
Toluene	ND	5.0	1.4	5		Ethyl-t-Butyl Ether (ETBE)	ND	10	0.92	5	
p/m-Xylene	ND	5.0	2.7	5		Tert-Amyl-Methyl Ether (TAME)	ND	10	5.6	5	
o-Xylene	ND	5.0	0.84	5		Ethanol	ND	500	430	5	
Methyl-t-Butyl Ether (MTBE)	490	5.0	1.3	5							
<u>Surrogates:</u>	<u>REC (%)</u>	<u>Control Limits</u>			<u>Qual</u>	<u>Surrogates:</u>	<u>REC (%)</u>	<u>Control Limits</u>			<u>Qual</u>
Dibromofluoromethane	109	74-140				1,2-Dichloroethane-d4	113	74-146			
Toluene-d8	99	88-112				1,4-Bromofluorobenzene	92	74-110			

Client Sample Number	Lab Sample Number	Date Collected	Matrix	Instrument	Date Prepared	Date Analyzed	QC Batch ID
MW-2	07-09-2023-2	09/26/07	Aqueous	GC/MS FF	10/01/07	10/01/07	071001L01

Comment(s): -Results were evaluated to the MDL, concentrations >= to the MDL but < RL, if found, are qualified with a "J" flag.


Parameter	Result	RL	MDL	DF	Qual	Parameter	Result	RL	MDL	DF	Qual
Benzene	ND	0.50	0.14	1		Tert-Butyl Alcohol (TBA)	ND	10	5.4	1	
Ethylbenzene	ND	1.0	0.23	1		Diisopropyl Ether (DIPE)	ND	2.0	0.33	1	
Toluene	ND	1.0	0.27	1		Ethyl-t-Butyl Ether (ETBE)	ND	2.0	0.18	1	
p/m-Xylene	ND	1.0	0.54	1		Tert-Amyl-Methyl Ether (TAME)	ND	2.0	1.1	1	
o-Xylene	ND	1.0	0.17	1		Ethanol	ND	100	86	1	
Methyl-t-Butyl Ether (MTBE)	2.1	1.0	0.26	1							
<u>Surrogates:</u>	<u>REC (%)</u>	<u>Control Limits</u>			<u>Qual</u>	<u>Surrogates:</u>	<u>REC (%)</u>	<u>Control Limits</u>			<u>Qual</u>
Dibromofluoromethane	107	74-140				1,2-Dichloroethane-d4	107	74-146			
Toluene-d8	100	88-112				1,4-Bromofluorobenzene	93	74-110			

Client Sample Number	Lab Sample Number	Date Collected	Matrix	Instrument	Date Prepared	Date Analyzed	QC Batch ID
MW-3	07-09-2023-3	09/26/07	Aqueous	GC/MS FF	10/02/07	10/02/07	071002L01

Comment(s): -Results were evaluated to the MDL, concentrations >= to the MDL but < RL, if found, are qualified with a "J" flag.

Parameter	Result	RL	MDL	DF	Qual	Parameter	Result	RL	MDL	DF	Qual
Benzene	2.0	0.50	0.14	1		Tert-Butyl Alcohol (TBA)	920	500	270	50	
Ethylbenzene	0.38	1.0	0.23	1	J	Diisopropyl Ether (DIPE)	ND	2.0	0.33	1	
Toluene	ND	1.0	0.27	1		Ethyl-t-Butyl Ether (ETBE)	ND	2.0	0.18	1	
p/m-Xylene	ND	1.0	0.54	1		Tert-Amyl-Methyl Ether (TAME)	ND	2.0	1.1	1	
o-Xylene	ND	1.0	0.17	1		Ethanol	ND	100	86	1	
Methyl-t-Butyl Ether (MTBE)	11	1.0	0.26	1							
<u>Surrogates:</u>	<u>REC (%)</u>	<u>Control Limits</u>			<u>Qual</u>	<u>Surrogates:</u>	<u>REC (%)</u>	<u>Control Limits</u>			<u>Qual</u>
Dibromofluoromethane	107	74-140				1,2-Dichloroethane-d4	110	74-146			
Toluene-d8	99	88-112				1,4-Bromofluorobenzene	93	74-110			

RL - Reporting Limit , DF - Dilution Factor , Qual - Qualifiers



Analytical Report

Blaine Tech Services, Inc.
1680 Rogers Avenue
San Jose, CA 95112-1105

Date Received: 09/28/07
Work Order No: 07-09-2023
Preparation: EPA 5030B
Method: EPA 8260B
Units: ug/L

Project: 540 Hegenberger Rd., Oakland, CA

Page 2 of 3

Client Sample Number	Lab Sample Number	Date Collected	Matrix	Instrument	Date Prepared	Date Analyzed	QC Batch ID
MW-4	07-09-2023-4	09/26/07	Aqueous	GC/MS FF	10/01/07	10/01/07	071001L01

Comment(s): -Results were evaluated to the MDL, concentrations >= to the MDL but < RL, if found, are qualified with a "J" flag.

Parameter	Result	RL	MDL	DF	Qual	Parameter	Result	RL	MDL	DF	Qual
Benzene	ND	0.50	0.14	1		Tert-Butyl Alcohol (TBA)	ND	10	5.4	1	
Ethylbenzene	ND	1.0	0.23	1		Diisopropyl Ether (DIPE)	ND	2.0	0.33	1	
Toluene	ND	1.0	0.27	1		Ethyl-t-Butyl Ether (ETBE)	ND	2.0	0.18	1	
p/m-Xylene	ND	1.0	0.54	1		Tert-Amyl-Methyl Ether (TAME)	ND	2.0	1.1	1	
o-Xylene	ND	1.0	0.17	1		Ethanol	ND	100	86	1	
Methyl-t-Butyl Ether (MTBE)	17	1.0	0.26	1							
<u>Surrogates:</u>	<u>REC (%)</u>	<u>Control Limits</u>			<u>Qual</u>	<u>Surrogates:</u>	<u>REC (%)</u>	<u>Control Limits</u>			<u>Qual</u>
Dibromofluoromethane	107	74-140				1,2-Dichloroethane-d4	107	74-146			
Toluene-d8	100	88-112				1,4-Bromofluorobenzene	92	74-110			

Client Sample Number	Lab Sample Number	Date Collected	Matrix	Instrument	Date Prepared	Date Analyzed	QC Batch ID
MW-5	07-09-2023-5	09/26/07	Aqueous	GC/MS FF	10/01/07	10/01/07	071001L01

Comment(s): -Results were evaluated to the MDL, concentrations >= to the MDL but < RL, if found, are qualified with a "J" flag.


Parameter	Result	RL	MDL	DF	Qual	Parameter	Result	RL	MDL	DF	Qual
Benzene	ND	0.50	0.14	1		Tert-Butyl Alcohol (TBA)	2400	50	27	5	
Ethylbenzene	ND	1.0	0.23	1		Diisopropyl Ether (DIPE)	ND	2.0	0.33	1	
Toluene	ND	1.0	0.27	1		Ethyl-t-Butyl Ether (ETBE)	ND	2.0	0.18	1	
p/m-Xylene	ND	1.0	0.54	1		Tert-Amyl-Methyl Ether (TAME)	ND	2.0	1.1	1	
o-Xylene	ND	1.0	0.17	1		Ethanol	ND	100	86	1	
Methyl-t-Butyl Ether (MTBE)	27	1.0	0.26	1							
<u>Surrogates:</u>	<u>REC (%)</u>	<u>Control Limits</u>			<u>Qual</u>	<u>Surrogates:</u>	<u>REC (%)</u>	<u>Control Limits</u>			<u>Qual</u>
Dibromofluoromethane	108	74-140				1,2-Dichloroethane-d4	111	74-146			
Toluene-d8	99	88-112				1,4-Bromofluorobenzene	92	74-110			

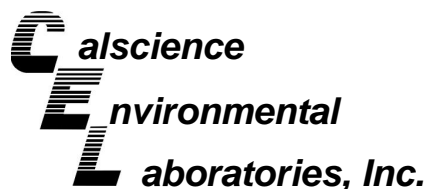
Client Sample Number	Lab Sample Number	Date Collected	Matrix	Instrument	Date Prepared	Date Analyzed	QC Batch ID
Method Blank	099-10-006-22,987	N/A	Aqueous	GC/MS FF	10/01/07	10/01/07	071001L01

Comment(s): -Results were evaluated to the MDL, concentrations >= to the MDL but < RL, if found, are qualified with a "J" flag.

Parameter	Result	RL	MDL	DF	Qual	Parameter	Result	RL	MDL	DF	Qual
Benzene	ND	0.50	0.14	1		Tert-Butyl Alcohol (TBA)	ND	10	5.4	1	
Ethylbenzene	ND	1.0	0.23	1		Diisopropyl Ether (DIPE)	ND	2.0	0.33	1	
Toluene	ND	1.0	0.27	1		Ethyl-t-Butyl Ether (ETBE)	ND	2.0	0.18	1	
p/m-Xylene	ND	1.0	0.54	1		Tert-Amyl-Methyl Ether (TAME)	ND	2.0	1.1	1	
o-Xylene	ND	1.0	0.17	1		Ethanol	ND	100	86	1	
Methyl-t-Butyl Ether (MTBE)	ND	1.0	0.26	1							
<u>Surrogates:</u>	<u>REC (%)</u>	<u>Control Limits</u>			<u>Qual</u>	<u>Surrogates:</u>	<u>REC (%)</u>	<u>Control Limits</u>			<u>Qual</u>
Dibromofluoromethane	104	74-140				1,2-Dichloroethane-d4	103	74-146			
Toluene-d8	98	88-112				1,4-Bromofluorobenzene	94	74-110			

RL - Reporting Limit , DF - Dilution Factor , Qual - Qualifiers





Analytical Report



Blaine Tech Services, Inc.
1680 Rogers Avenue
San Jose, CA 95112-1105

Date Received: 09/28/07
Work Order No: 07-09-2023
Preparation: EPA 5030B
Method: EPA 8260B
Units: ug/L

Project: 540 Hegenberger Rd., Oakland, CA

Page 3 of 3

Client Sample Number	Lab Sample Number	Date Collected	Matrix	Instrument	Date Prepared	Date Analyzed	QC Batch ID
Method Blank	099-10-006-23,000	N/A	Aqueous	GC/MS FF	10/02/07	10/02/07	071002L01

Comment(s): -Results were evaluated to the MDL, concentrations \geq to the MDL but $<$ RL, if found, are qualified with a "J" flag.

Parameter	Result	RL	MDL	DF	Qual	Parameter	Result	RL	MDL	DF	Qual
Benzene	ND	0.50	0.14	1		Tert-Butyl Alcohol (TBA)	ND	10	5.4	1	
Ethylbenzene	ND	1.0	0.23	1		Diisopropyl Ether (DIPE)	ND	2.0	0.33	1	
Toluene	ND	1.0	0.27	1		Ethyl-t-Butyl Ether (ETBE)	ND	2.0	0.18	1	
p/m-Xylene	ND	1.0	0.54	1		Tert-Amyl-Methyl Ether (TAME)	ND	2.0	1.1	1	
o-Xylene	ND	1.0	0.17	1		Ethanol	ND	100	86	1	
Methyl-t-Butyl Ether (MTBE)	ND	1.0	0.26	1							
<u>Surrogates:</u>	<u>REC (%)</u>	<u>Control Limits</u>		<u>Qual</u>	<u>Surrogates:</u>	<u>REC (%)</u>	<u>Control Limits</u>		<u>Qual</u>		
Dibromofluoromethane	107	74-140			1,2-Dichloroethane-d4	107	74-146				
Toluene-d8	99	88-112			1,4-Bromofluorobenzene	93	74-110				

RL - Reporting Limit , DF - Dilution Factor , Qual - Qualifiers

Analytical Report



Blaine Tech Services, Inc.
1680 Rogers Avenue
San Jose, CA 95112-1105

Date Received: 09/28/07
Work Order No: 07-09-2023
Preparation: EPA 5030B
Method: EPA 8260B
Units: ug/L

Project: 540 Hegenberger Rd., Oakland, CA

Page 1 of 1

Client Sample Number	Lab Sample Number	Date Collected	Matrix	Instrument	Date Prepared	Date Analyzed	QC Batch ID
BW-D	07-09-2023-6	09/26/07	Aqueous	GC/MS FF	10/01/07	10/01/07	071001L01

Comment(s): -Results were evaluated to the MDL, concentrations \geq to the MDL but $<$ RL, if found, are qualified with a "J" flag.


Parameter	Result	RL	MDL	DF	Qual	Parameter	Result	RL	MDL	DF	Qual
Benzene	ND	0.50	0.14	1		p/m-Xylene	ND	1.0	0.54	1	
Ethylbenzene	ND	1.0	0.23	1		o-Xylene	ND	1.0	0.17	1	
Toluene	ND	1.0	0.27	1		Methyl-t-Butyl Ether (MTBE)	1.1	1.0	0.26	1	
Surrogates:	REC (%)	Control Limits			Qual	Surrogates:	REC (%)	Control Limits			Qual
Dibromofluoromethane	109	74-140				1,2-Dichloroethane-d4	111	74-146			
Toluene-d8	99	88-112				1,4-Bromofluorobenzene	93	74-110			

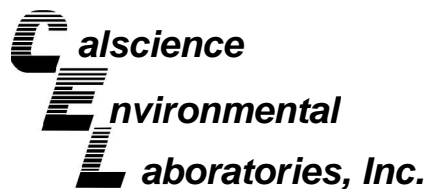
Method Blank	099-10-006-22,987	N/A	Aqueous	GC/MS FF	10/01/07	10/01/07	071001L01
--------------	-------------------	-----	---------	----------	----------	----------	-----------

Comment(s): -Results were evaluated to the MDL, concentrations \geq to the MDL but $<$ RL, if found, are qualified with a "J" flag.

Parameter	Result	RL	MDL	DF	Qual	Parameter	Result	RL	MDL	DF	Qual
Benzene	ND	0.50	0.14	1		p/m-Xylene	ND	1.0	0.54	1	
Ethylbenzene	ND	1.0	0.23	1		o-Xylene	ND	1.0	0.17	1	
Toluene	ND	1.0	0.27	1		Methyl-t-Butyl Ether (MTBE)	ND	1.0	0.26	1	
Surrogates:	REC (%)	Control Limits			Qual	Surrogates:	REC (%)	Control Limits			Qual
Dibromofluoromethane	104	74-140				1,2-Dichloroethane-d4	103	74-146			
Toluene-d8	98	88-112				1,4-Bromofluorobenzene	94	74-110			

RL - Reporting Limit , DF - Dilution Factor , Qual - Qualifiers





Quality Control - Spike/Spike Duplicate



Blaine Tech Services, Inc.
1680 Rogers Avenue
San Jose, CA 95112-1105

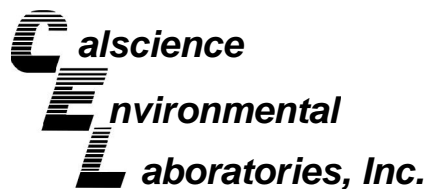
Date Received: 09/28/07
Work Order No: 07-09-2023
Preparation: EPA 5030B
Method: EPA 8015B (M)

Project 540 Hegenberger Rd., Oakland, CA

Quality Control Sample ID	Matrix	Instrument	Date Prepared	Date Analyzed	MS/MSD Batch Number
07-09-1989-14	Aqueous	GC 4	09/28/07	09/28/07	070928S01

Parameter	MS %REC	MSD %REC	%REC CL	RPD	RPD CL	Qualifiers
TPH as Gasoline	108	98	68-122	9	0-18	

RPD - Relative Percent Difference , CL - Control Limit



Quality Control - Spike/Spike Duplicate



Blaine Tech Services, Inc.
1680 Rogers Avenue
San Jose, CA 95112-1105

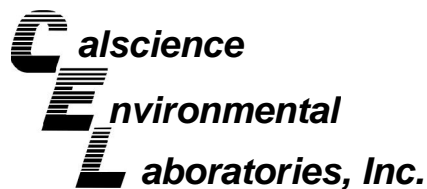
Date Received: 09/28/07
Work Order No: 07-09-2023
Preparation: EPA 5030B
Method: EPA 8015B (M)

Project 540 Hegenberger Rd., Oakland, CA

Quality Control Sample ID	Matrix	Instrument	Date Prepared	Date Analyzed	MS/MSD Batch Number
MW-3	Aqueous	GC 4	10/29/07	09/29/07	070929S01

Parameter	MS %REC	MSD %REC	%REC CL	RPD	RPD CL	Qualifiers
TPH as Gasoline	101	109	68-122	7	0-18	

RPD - Relative Percent Difference , CL - Control Limit



Quality Control - Spike/Spike Duplicate



Blaine Tech Services, Inc.
1680 Rogers Avenue
San Jose, CA 95112-1105

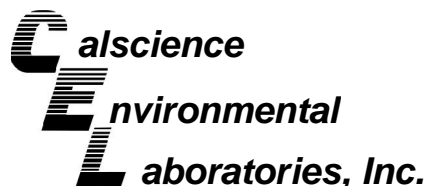
Date Received: 09/28/07
Work Order No: 07-09-2023
Preparation: EPA 5030B
Method: EPA 8260B

Project 540 Hegenberger Rd., Oakland, CA

Quality Control Sample ID	Matrix	Instrument	Date Prepared	Date Analyzed	MS/MSD Batch Number
07-09-1917-1	Aqueous	GC/MS FF	10/01/07	10/01/07	071001S01

Parameter	MS %REC	MSD %REC	%REC CL	RPD	RPD CL	Qualifiers
Benzene	104	102	88-118	2	0-7	
Carbon Tetrachloride	108	112	67-145	4	0-11	
Chlorobenzene	101	101	88-118	0	0-7	
1,2-Dibromoethane	100	106	70-130	6	0-30	
1,2-Dichlorobenzene	99	100	86-116	1	0-8	
1,1-Dichloroethene	104	102	70-130	3	0-25	
Ethylbenzene	104	103	70-130	1	0-30	
Toluene	106	105	87-123	1	0-8	
Trichloroethene	103	102	79-127	1	0-10	
Vinyl Chloride	101	103	69-129	1	0-13	
Methyl-t-Butyl Ether (MTBE)	96	99	71-131	2	0-13	
Tert-Butyl Alcohol (TBA)	120	96	36-168	22	0-45	
Diisopropyl Ether (DIPE)	103	105	81-123	2	0-9	
Ethyl-t-Butyl Ether (ETBE)	96	101	72-126	5	0-12	
Tert-Amyl-Methyl Ether (TAME)	98	101	72-126	2	0-12	
Ethanol	94	99	53-149	6	0-31	

RPD - Relative Percent Difference , CL - Control Limit



Quality Control - Spike/Spike Duplicate



Blaine Tech Services, Inc.
1680 Rogers Avenue
San Jose, CA 95112-1105

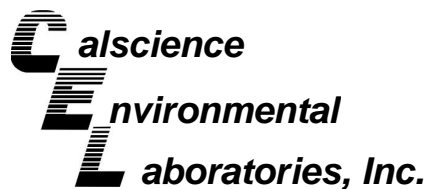
Date Received: 09/28/07
Work Order No: 07-09-2023
Preparation: EPA 5030B
Method: EPA 8260B

Project 540 Hegenberger Rd., Oakland, CA

Quality Control Sample ID	Matrix	Instrument	Date Prepared	Date Analyzed	MS/MSD Batch Number
07-09-1986-1	Aqueous	GC/MS FF	10/02/07	10/02/07	071002S01

Parameter	MS %REC	MSD %REC	%REC CL	RPD	RPD CL	Qualifiers
Benzene	106	104	88-118	1	0-7	
Carbon Tetrachloride	109	113	67-145	4	0-11	
Chlorobenzene	102	101	88-118	1	0-7	
1,2-Dibromoethane	105	106	70-130	1	0-30	
1,2-Dichlorobenzene	100	100	86-116	0	0-8	
1,1-Dichloroethene	110	110	70-130	0	0-25	
Ethylbenzene	106	104	70-130	2	0-30	
Toluene	108	106	87-123	2	0-8	
Trichloroethene	105	103	79-127	2	0-10	
Vinyl Chloride	108	109	69-129	1	0-13	
Methyl-t-Butyl Ether (MTBE)	100	102	71-131	3	0-13	
Tert-Butyl Alcohol (TBA)	125	131	36-168	5	0-45	
Diisopropyl Ether (DIPE)	107	109	81-123	1	0-9	
Ethyl-t-Butyl Ether (ETBE)	95	99	72-126	4	0-12	
Tert-Amyl-Methyl Ether (TAME)	98	100	72-126	2	0-12	
Ethanol	102	90	53-149	12	0-31	

RPD - Relative Percent Difference , CL - Control Limit



Quality Control - LCS/LCS Duplicate



Blaine Tech Services, Inc.
 1680 Rogers Avenue
 San Jose, CA 95112-1105


Date Received: N/A
 Work Order No: 07-09-2023
 Preparation: EPA 5030B
 Method: EPA 8015B (M)

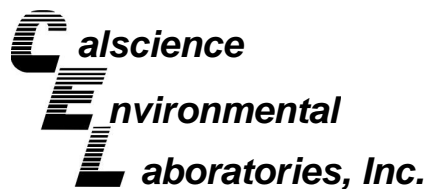
Project: 540 Hegenberger Rd., Oakland, CA

Quality Control Sample ID	Matrix	Instrument	Date Prepared	Date Analyzed	LCS/LCSD Batch Number
099-12-436-976	Aqueous	GC 4	09/28/07	09/28/07	070928B01

Parameter	LCS %REC	LCSD %REC	%REC CL	RPD	RPD CL	Qualifiers
TPH as Gasoline	111	110	78-120	1	0-10	

RPD - Relative Percent Difference , CL - Control Limit





Quality Control - LCS/LCS Duplicate



Blaine Tech Services, Inc.
 1680 Rogers Avenue
 San Jose, CA 95112-1105


Date Received: N/A
 Work Order No: 07-09-2023
 Preparation: EPA 5030B
 Method: EPA 8015B (M)

Project: 540 Hegenberger Rd., Oakland, CA

Quality Control Sample ID	Matrix	Instrument	Date Prepared	Date Analyzed	LCS/LCSD Batch Number
099-12-436-983	Aqueous	GC 4	10/29/07	09/29/07	070929B01

Parameter	LCS %REC	LCSD %REC	%REC CL	RPD	RPD CL	Qualifiers
TPH as Gasoline	116	110	78-120	5	0-10	

RPD - Relative Percent Difference , CL - Control Limit





Blaine Tech Services, Inc.
 1680 Rogers Avenue
 San Jose, CA 95112-1105


Date Received: N/A
 Work Order No: 07-09-2023
 Preparation: EPA 5030B
 Method: EPA 8260B

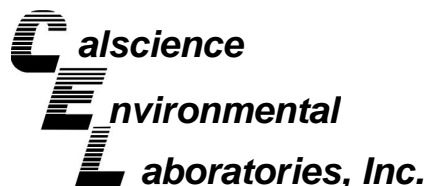
Project: 540 Hegenberger Rd., Oakland, CA

Quality Control Sample ID	Matrix	Instrument	Date Analyzed	Lab File ID	LCS Batch Number
099-10-006-22,987	Aqueous	GC/MS FF	10/01/07	01OCT003.rr	071001L01

Parameter	Conc Added	Conc Recovered	LCS %Rec	%Rec CL	Qualifiers
Benzene	50.0	51.5	103	84-120	
Carbon Tetrachloride	50.0	56.4	113	63-147	
Chlorobenzene	50.0	50.3	101	89-119	
1,2-Dibromoethane	50.0	53.3	107	80-120	
1,2-Dichlorobenzene	50.0	49.6	99	89-119	
1,1-Dichloroethene	50.0	51.2	102	77-125	
Ethylbenzene	50.0	51.3	103	80-120	
Toluene	50.0	52.5	105	83-125	
Trichloroethene	50.0	51.3	103	89-119	
Vinyl Chloride	50.0	51.3	103	63-135	
Methyl-t-Butyl Ether (MTBE)	50.0	51.4	103	82-118	
Tert-Butyl Alcohol (TBA)	250	253	101	46-154	
Diisopropyl Ether (DIPE)	50.0	53.4	107	81-123	
Ethyl-t-Butyl Ether (ETBE)	50.0	52.0	104	74-122	
Tert-Amyl-Methyl Ether (TAME)	50.0	52.4	105	76-124	
Ethanol	500	501	100	60-138	

RPD - Relative Percent Difference , CL - Control Limit





Quality Control - LCS/LCS Duplicate



Blaine Tech Services, Inc.
1680 Rogers Avenue
San Jose, CA 95112-1105

Date Received: N/A
Work Order No: 07-09-2023
Preparation: EPA 5030B
Method: EPA 8260B

Project: 540 Hegenberger Rd., Oakland, CA

Quality Control Sample ID	Matrix	Instrument	Date Prepared	Date Analyzed	LCS/LCSD Batch Number
099-10-006-23,000	Aqueous	GC/MS FF	10/02/07	10/02/07	071002L01


Parameter	LCS %REC	LCSD %REC	%REC CL	RPD	RPD CL	Qualifiers
Benzene	105	104	84-120	1	0-8	
Carbon Tetrachloride	112	115	63-147	3	0-10	
Chlorobenzene	101	101	89-119	0	0-7	
1,2-Dibromoethane	106	109	80-120	2	0-20	
1,2-Dichlorobenzene	100	101	89-119	1	0-9	
1,1-Dichloroethene	108	107	77-125	0	0-16	
Ethylbenzene	103	104	80-120	0	0-20	
Toluene	106	105	83-125	1	0-9	
Trichloroethene	104	103	89-119	1	0-8	
Vinyl Chloride	108	108	63-135	0	0-13	
Methyl-t-Butyl Ether (MTBE)	100	104	82-118	3	0-13	
Tert-Butyl Alcohol (TBA)	88	99	46-154	13	0-32	
Diisopropyl Ether (DIPE)	108	109	81-123	0	0-11	
Ethyl-t-Butyl Ether (ETBE)	97	101	74-122	4	0-12	
Tert-Amyl-Methyl Ether (TAME)	99	101	76-124	2	0-10	
Ethanol	101	107	60-138	6	0-32	

RPD - Relative Percent Difference , CL - Control Limit

Work Order Number: 07-09-2023

<u>Qualifier</u>	<u>Definition</u>
*	See applicable analysis comment.
1	Surrogate compound recovery was out of control due to a required sample dilution, therefore, the sample data was reported without further clarification.
2	Surrogate compound recovery was out of control due to matrix interference. The associated method blank surrogate spike compound was in control and, therefore, the sample data was reported without further clarification.
3	Recovery of the Matrix Spike (MS) or Matrix Spike Duplicate (MSD) compound was out of control due to matrix interference. The associated LCS and/or LCSD was in control and, therefore, the sample data was reported without further clarification.
4	The MS/MSD RPD was out of control due to matrix interference. The LCS/LCSD RPD was in control and, therefore, the sample data was reported without further clarification.
5	The PDS/PDSD associated with this batch of samples was out of control due to a matrix interference effect. The associated batch LCS/LCSD was in control and, hence, the associated sample data was reported with no further corrective action required.
A	Result is the average of all dilutions, as defined by the method.
B	Analyte was present in the associated method blank.
C	Analyte presence was not confirmed on primary column.
E	Concentration exceeds the calibration range.
H	Sample received and/or analyzed past the recommended holding time.
J	Analyte was detected at a concentration below the reporting limit and above the laboratory method detection limit. Reported value is estimated.
N	Nontarget Analyte.
ND	Parameter not detected at the indicated reporting limit.
Q	Spike recovery and RPD control limits do not apply resulting from the parameter concentration in the sample exceeding the spike concentration by a factor of four or greater.
U	Undetected at the laboratory method detection limit.
X	% Recovery and/or RPD out-of-range.
Z	Analyte presence was not confirmed by second column or GC/MS analysis.



- LAB:  **SHELL Chain Of Custody Record**
- TA - Irvine, California
 - TA - Morgan Hill, California
 - TA - Sacramento, California
 - TA - Nashville, Tennessee
 - Calscience
 - Other _____

NAME OF PERSON TO BILL: Denis Brown

ENVIRONMENTAL SERVICES CHECK BOX TO VERIFY IF NO INCIDENT # APPLIES

NETWORK DEV / FE BILL CONSULTANT

COMPLIANCE RMT/CRMT

INCIDENT # (ES ONLY): 9 8 9 9 5 7 5 2

DATE: 9/26/07

PAGE: 1 of 1

SAMPLING COMPANY: **Blaine Tech Services** LOG CODE: **BTSS**

ADDRESS: **1680 Rogers Avenue, San Jose, CA 95112**

PROJECT CONTACT (Hardcopy or PDF Report to): **Michael Ninokata**

TELEPHONE: **408-573-0555** FAX: **408-573-7771** E-MAIL: **mninokata@blainetech.com**

TAT (STD IS 10 BUSINESS DAYS / RUSH IS CALENDAR DAYS): STD 5 DAY 3 DAY 2 DAY 24 HOURS RESULTS NEEDED ON WEEKEND

LA - RWQCB REPORT FORMAT UST AGENCY: _____







SPECIAL INSTRUCTIONS OR NOTES: EDD NOT NEEDED SHELL CONTRACT RATE APPLIES STATE REIMB RATE APPLIES RECEIPT VERIFICATION REQUESTED


SITE ADDRESS: Street and City: **540 Hegenberger Rd., Oakland** State: **CA** GLOBAL ID NO.: **T0600102123**

EDF DELIVERABLE TO (Name, Company, Office Location): **Ana Friel, CRA, Eureka Office** PHONE NO.: **(707) 268-3812** E-MAIL: **sonomaedf@croworld.com** CONSULTANT PROJECT NO.: **070926-KFR**

SAMPLER NAME(S) (Print): **K. Cordes** LAB USE ONLY: **09-2023**

LAB USE ONLY	Field Sample Identification	SAMPLING		MATRIX	NO. OF CONT.	REQUESTED ANALYSIS											FIELD NOTES: Container/Preservative or PID Readings or Laboratory Notes	
		DATE	TIME			TPH - Gas, Purgeable (8260B)	TPH - Diesel, Extractable (8015M)	BTEX (8260B)	5 Oxygenates (8260B) (MTBE, TBA, DIPE, TAME, ETBE)	MTBE (8260B)	TBA (8260B)	DIPE (8260B)	TAME (8260B)	ETBE (8260B)	1,2 DCA (8260B)	EDB (8260B)		Ethanol (8260B)
1	MW-1	9/26/07	1520	W	5	X	X	X								X		
2	MW-2		1505		5	X	X	X								X		
3	MW-3		1535		5	X	X	X								X		
4	MW-4		1515		5	X	X	X								X		
5	MW-5		1605		5	X	X	X								X		
6	BW-D		1442		5	X	X		X									

Relinquished by: (Signature) 	Received by: (Signature) 	Date: 9/26/07	Time: 1705
Relinquished by: (Signature) 	Received by: (Signature) 	Date: 9/27/07	Time: 1641
Relinquished by: (Signature) 	Received by: (Signature) 	Date: 9/28/07	Time: 1000



WORK ORDER #: 07 - 09 - 2023

Cooler 1 of 1

SAMPLE RECEIPT FORM

CLIENT: Blaine Leich

DATE: 9/28/07

TEMPERATURE - SAMPLES RECEIVED BY:

CALSCIENCE COURIER:

- Chilled, cooler with temperature blank provided.
Chilled, cooler without temperature blank.
Chilled and placed in cooler with wet ice.
Ambient and placed in cooler with wet ice.
Ambient temperature.
C Temperature blank.

LABORATORY (Other than Calscience Courier):

- 4.1 C Temperature blank.
C IR thermometer.
Ambient temperature.

Initial: JL

CUSTODY SEAL INTACT:

Sample(s): Cooler: No (Not Intact): Not Present: [checked]

Initial: JL

SAMPLE CONDITION:

Table with 4 columns: Description, Yes, No, N/A. Rows include Chain-Of-Custody document(s), Sampler's name, Sample container label(s), Sample container(s) intact, Correct containers and volume, Proper preservation, VOA vial(s) free of headspace, Tedlar bag(s) free of condensation.

Initial: JL

COMMENTS:

Blank lines for comments.

WELL GAUGING DATA

Project # 070926-KF2 Date 9/26/07 Client Shell

Site 540 Heagenberger Rd., Oakland

Well ID	Time	Well Size (in.)	Sheen / Odor	Depth to Immiscible Liquid (ft.)	Thickness of Immiscible Liquid (ft.)	Volume of Immiscibles Removed (ml)	Depth to water (ft.)	Depth to well bottom (ft.)	Survey Point: TOB or TOC	Notes
MW-1	1326	2					7.03	22.67	↓	
MW-2	1310	2				7.34	19.92			
MW-3	1344	2				5.54	18.39			
MW-4	1330	4				7.80	18.42			
MW-5	1340	4				7.71	18.48			
BW-D	1330 1335	12				4.22	12.32	↓		

SHELL WELL MONITORING DATA SHEET

BTS #: 070926-1CF2	Site: 98995752
Sampler: KF	Date: 9/26/07
Well I.D.: MW-2	Well Diameter: (2) 3 4 6 8
Total Well Depth (TD): 19.92	Depth to Water (DTW): 7.34
Depth to Free Product:	Thickness of Free Product (feet):
Referenced to: PVC Grade	D.O. Meter (if req'd): YSI HACH
DTW with 80% Recharge [(Height of Water Column x 0.20) + DTW]: 9.86	

Purge Method: Bailer <input checked="" type="checkbox"/> Disposable Bailer Positive Air Displacement Electric Submersible	Waterra Peristaltic Extraction Pump Other: _____	Sampling Method: Bailer <input checked="" type="checkbox"/> Disposable Bailer Extraction Port Dedicated Tubing Other: _____
--	---	---

$\frac{2.0 \text{ (Gals.)} \times 3}{1 \text{ Case Volume}} = \frac{6.0 \text{ Gals.}}{\text{Specified Volumes}} = \text{Calculated Volume}$	<table border="1" style="width: 100%; border-collapse: collapse;"> <thead> <tr> <th>Well Diameter</th> <th>Multiplier</th> <th>Well Diameter</th> <th>Multiplier</th> </tr> </thead> <tbody> <tr> <td>1"</td> <td>0.04</td> <td>4"</td> <td>0.65</td> </tr> <tr> <td>2"</td> <td>0.16</td> <td>6"</td> <td>1.47</td> </tr> <tr> <td>3"</td> <td>0.37</td> <td>Other</td> <td>radius² * 0.163</td> </tr> </tbody> </table>	Well Diameter	Multiplier	Well Diameter	Multiplier	1"	0.04	4"	0.65	2"	0.16	6"	1.47	3"	0.37	Other	radius ² * 0.163
Well Diameter	Multiplier	Well Diameter	Multiplier														
1"	0.04	4"	0.65														
2"	0.16	6"	1.47														
3"	0.37	Other	radius ² * 0.163														

Time	Temp (°F)	pH	Cond. (mS or μS)	Turbidity (NTUs)	Gals. Removed	Observations
1357	72.2	7.67	561	168	2	cloudy
1400	73.2	7.63	658	518	4	cloudy
1404	72.6	7.56	723	7000	6	scum
						DTW=13.23

Did well dewater? Yes <input type="checkbox"/> No <input checked="" type="checkbox"/>	Gallons actually evacuated: 6	
Sampling Date: 9/26/07	Sampling Time: 1505	Depth to Water: 9.14
Sample I.D.: MW-2	Laboratory: STL	Other: Cal Science
Analyzed for: TPH-G BTEX MTBE TPH-D	Other: See CDC	
EB I.D. (if applicable): @ Time	Duplicate I.D. (if applicable):	
Analyzed for: TPH-G BTEX MTBE TPH-D	Other:	
D.O. (if req'd): Pre-purge:	mg/L	Post-purge: mg/L
O.R.P. (if req'd): Pre-purge:	mV	Post-purge: mV

SHELL WELL MONITORING DATA SHEET

BTS #: 070926-KF2	Site: 98995752
Sampler: KF	Date: 9/20/07
Well I.D.: MW-3	Well Diameter: (2) 3 4 6 8
Total Well Depth (TD): 18.39	Depth to Water (DTW): 5.54
Depth to Free Product:	Thickness of Free Product (feet):
Referenced to: (PVC) Grade	D.O. Meter (if req'd): YSI HACH
DTW with 80% Recharge [(Height of Water Column x 0.20) + DTW]: 8.10	

Purge Method: Bailer <input checked="" type="checkbox"/> Disposable Bailer Positive Air Displacement Electric Submersible	Waterra Peristaltic Extraction Pump Other:	Sampling Method: Bailer <input checked="" type="checkbox"/> Disposable Bailer Extraction Port Dedicated Tubing Other:
--	---	---

$2.1 \text{ (Gals.)} \times 3 = 6.3 \text{ Gals.}$ 1 Case Volume Specified Volumes Calculated Volume	<table border="1" style="width: 100%; border-collapse: collapse; font-size: small;"> <thead> <tr> <th>Well Diameter</th> <th>Multiplier</th> <th>Well Diameter</th> <th>Multiplier</th> </tr> </thead> <tbody> <tr> <td>1"</td> <td>0.04</td> <td>4"</td> <td>0.65</td> </tr> <tr> <td>2"</td> <td>0.16</td> <td>6"</td> <td>1.47</td> </tr> <tr> <td>3"</td> <td>0.37</td> <td>Other</td> <td>radius² * 0.163</td> </tr> </tbody> </table>	Well Diameter	Multiplier	Well Diameter	Multiplier	1"	0.04	4"	0.65	2"	0.16	6"	1.47	3"	0.37	Other	radius ² * 0.163
Well Diameter	Multiplier	Well Diameter	Multiplier														
1"	0.04	4"	0.65														
2"	0.16	6"	1.47														
3"	0.37	Other	radius ² * 0.163														

Time	Temp (°F)	pH	Cond. (mS or μS)	Turbidity (NTUs)	Gals. Removed	Observations
1446	73.8	7.10	7059	231	2.1	Cloudy
1450	73.3	7.17	8890	107	4.2	Clear w/ sediment
1454	72.6	7.22	8921	265	6.3	Cloudy
						DTW = 10.40

Did well dewater? Yes No Gallons actually evacuated: 6.3

Sampling Date: 9/26/07 Sampling Time: 1535 Depth to Water: 6.82

Sample I.D.: MW-3 Laboratory: STL Other: Cal Science

Analyzed for: TPH-G BTEX MTBE TPH-D Other: see COC

EB I.D. (if applicable): @ Time Duplicate I.D. (if applicable):

Analyzed for: TPH-G BTEX MTBE TPH-D Other:

D.O. (if req'd):	Pre-purge:	mg/L	Post-purge:	mg/L
O.R.P. (if req'd):	Pre-purge:	mV	Post-purge:	mV

