

# Groth Bros.

CHEVROLET / OLDSMOBILE / GEO

95 SEP 11 PM 8:07

September 8, 1995

0.2

*Drop analysis for metals of  
below NELS - verify*

Ms. Eva Chu  
Alameda County Health Care Services Agency  
Department of Environmental Health  
1131 Harbor Bay Parkway #250  
Alameda, CA 94502

Dear Ms. Chu,

Enclosed you will find a copy of the Third Quarter Report of Environmental Services.

If you have any questions concerning the report, please feel free to give myself or Dick Groth a call at (510)447-3190.

Sincerely,



Robin Groth-Hill  
Corporate Secretary  
Groth Bros. Chevrolet



59 SOUTH L STREET • P.O. BOX 232 • LIVERMORE, CALIFORNIA 94550  
SALES & BODY SHOP (510) 447-3190  
SERVICE (510) 447-5161 PARTS (510) 443-7500 FAX 449-9243





TANK PROTECT ENGINEERING  
of Northern California, Inc.

September 6, 1995

Mr. Richard Groth  
59 South L Street  
Livermore, CA 94550

Re: Third Quarter Report, 1995, Groth Bros. Olds, Inc., 59 South L Street,  
Livermore, CA 94550

Dear Mr. Groth:

Tank Protect Engineering of Northern California, Inc. (TPE) is pleased to submit this quarterly letter report of environmental services conducted at the subject site. Previous work conducted at the site is summarized and work conducted during the subject quarter is presented in detail.

Work performed by TPE during second quarter, 1995:

May 1, 1995 - Measured depth-to-groundwater in groundwater monitoring well MW-1 and collected a groundwater sample from the well for analysis for total petroleum hydrocarbons as diesel and gasoline (TPHD and TPHG, respectively); for benzene, toluene, ethylbenzene and xylenes (BTEX); for oil and grease (O&G); for volatile organic compounds (VOC's) and for Ni, Pb, Zn, Cd and Cr (METALS). Also, analyzed a trip blank sample (MW-2) for TPHG and BTEX.

WORK PERFORMED BY TPE DURING THIRD QUARTER, 1995:

August 2, 1995 - Measured depth-to-groundwater in groundwater monitoring well MW-1 and collected a groundwater sample from the well

for analysis for total petroleum hydrocarbons as diesel and gasoline (TPHD and TPHG, respectively); for benzene, toluene, ethylbenzene and xylenes (BTEX); for methyl t-butyl ether (MTBE); for oil and grease (O&G); for volatile organic compounds (VOC's) and for Ni, Pb, Zn, CD and Cr (METALS). Also, analyzed a trip blank sample (MW-2) for TPHG, BTEX, and MTBE.

Details of the above work are presented below.

#### Depth-To-Groundwater Measurement

On August 2, 1995, depth-to-groundwater was measured from top-of-casing (TOC) in well MW-1 to the nearest 0.01 foot using an electronic Solinst water level meter. A minimum of 3 repetitive measurements were made for each level determination to ensure accuracy.

Depth-to-groundwater was 26.24 feet.

#### Groundwater Sampling and Analytical Results

On August 2, 1995, a groundwater sample was collected from groundwater monitoring well MW-1. Before sampling, well MW-1 was purged of about 32 liters of groundwater with a dedicated polyethylene bailer and until the temperature, conductivity and pH of the water in the well had stabilized (see attached Record of Water Sampling). Water samples were collected in laboratory provided, sterilized, 1-liter glass bottles and 40-milliliter glass vials having Teflon-lined screw caps, and a 300-milliliter polyethylene bottle; measured for turbidity and labeled with project name, date and time collected, sample number and sampler name. The samples were immediately stored in an iced-cooler for transport to California State Department of Health Services (DHS) certified Trace Analysis Laboratory, Inc. located in Hayward, California accompanied by chain-of-custody documentation.

The groundwater sample was analyzed for TPHD and TPHG by the DHS Method; for BTEX and MTBE by the Modified United States Environmental Protection Agency (EPA) Method 8020; for O&G by (EPA) Method 5520BF; for VOC's by EPA Method

8240; and for METALS by various EPA methods. Trip blank sample MW-2 was analyzed for TPHG BTEX and MTBE.

The well was checked for floating product using a dedicated, disposable polyethylene bailer. No odor, sheen, or floating product was detected in the well.

Purge water is stored on site in 55-gallon drums labeled to show material stored, known or suspected chemical contaminant, date filled, expected removal date, company name, contact person and telephone number.

See attached protocols for TPE's sample handling, groundwater monitoring well sampling and quality assurance and quality control procedures.

Analytical results detected TPHD, TPHG, nickel and zinc in well MW-1 at concentrations of 110 parts per billion (ppb), 160 ppb, 65 ppb and 39 ppb, respectively. EPA method 8240 detected tetrachloroethene at a concentration of 150 ppb. All other analytical results were nondetectable.

TPHG, BTEX and MTBE chemicals were nondetectable in trip blank sample MW-2.

Analytical results are summarized in attached Tables 1 and 2 and documented in the attached certified analytical reports and a chain-of-custody.

## DISCUSSION AND RECOMMENDATIONS

TPHD, TPHG, nickel, and zinc were detected in well MW-1 at concentrations of 110 ppb, 160 ppb, 65 ppb and 39 ppb. Tetrachloroethene was detected in a concentration of 150 ppb.

TPE recommends continued quarterly groundwater sampling to establish trends of contaminant concentrations.

The next sampling event is due on or about November 1, 1995.

An additional copy of this report has been included for your delivery to:

Ms. Eva Chu  
Alameda County Health  
Care Services Agency  
Department of Environmental Health  
1131 Harbor Bay Parkway, #250  
Alameda, CA 94502


TPE recommends that this quarterly letter report be submitted with a cover letter from Groth Bros. Olds, Inc. signed by an authorized representative.

If you have any questions, please call TPE at (510) 429-8088.

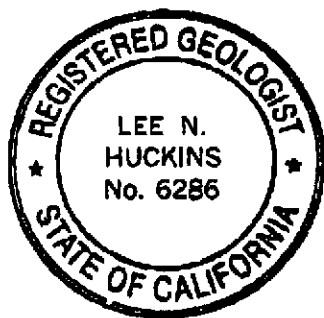
Sincerely,



Lee N. Huckins  
Registered Geologist



Jeff Farhoomand, M.S.  
Principal Engineer



Expiration Date 5/31/97

TABLE 1  
SUMMARY OF GROUNDWATER SAMPLE ANALYTICAL RESULTS  
(ppb<sup>1</sup>)

Sample ID Name	Date	TPHD	TPHG	Methyl t-Butyl Ether	Benzene	Toluene	Ethyl-benzene	Xylenes	Oil & Grease
MW-1	05/01/95	<50	160	NA	<0.50	<0.50	<0.50	<1.5	<5,000
	08/02/95	110	160	<5.0	<0.50	<0.50	<0.50	<1.5	<5,000
MW-2 <sup>2</sup>	05/01/95	NA <sup>3</sup>	<50	NA	<0.50	<0.50	<0.50	<1.5	NA
	08/02/95	NA	<50	<5.0	<0.50	<0.50	<0.50	<1.5	NA

<sup>1</sup> PARTS PER BILLION

<sup>2</sup> TRIP BLANK

<sup>3</sup> NOT ANALYZED

PCE

Z10

150

TABLE 2  
 SUMMARY OF GROUNDWATER SAMPLE ANALYTICAL RESULTS  
 FOR METALS  
 (ppb<sup>1</sup>)

Sample ID Name	Date	Cadmium	Chromium	Lead	Nickel	Zinc
MW-1 <sup>2</sup>	05/01/95	<5.0	<50	<100	60	54
	08/02/95 <sup>3</sup>	<5.0	<50	<100	65	39

<sup>1</sup> PARTS PER BILLION

<sup>2</sup> ALSO ANALYZED BY EPA METHOD 8240. TRICHLOROETHENE AND TETRACHLOROETHENE WERE DETECTED AT CONCENTRATIONS OF 5.4 ppb AND 210 ppb, RESPECTIVELY.

<sup>3</sup> EPA METHOD 8240 DETECTED TETRACHLOROETHENE AT A CONCENTRATION OF 150 ppb.

# RECORD OF WATER SAMPLING

PROJECT NO.: 354 DATE: 8/2/95

WELL NO.: MW-1

PROJECT NAME: GROTH BROS. OLDS, INC.

WELL DIAMETER: 2"

PROJECT LOCATION: 59 S. "L" STREET, LIVERMORE

TOC ELEV: \_\_\_\_\_

SAMPLER: MRV

LOCK NO.: P-605

ANALYSES: TPHD, TPH6, BTEX, METALS, 8240, MTBE

WELL DEPTH (from construction detail): \_\_\_\_\_

WELL DEPTH (measured): 43.7 SOFT BOTTOM?: YES

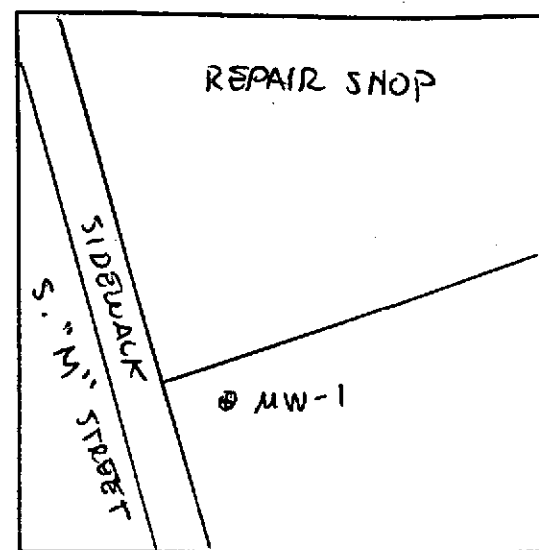
DEPTH TO WATER: 26.24' TIME: 2:55

PRESSURE (circle one): YES OR NO

IF YES, WAS PRESSURE (circle one): POSITIVE OR NEGATIVE?

WATER VOLUME IN WELL: 2.89 GAL

[2-INCH CASING = 0.16 GAL/FT] [4-INCH CASING = 0.65 GAL/FT]  
 [6-INCH CASING = 1.47 GAL/FT] [1 GAL = 3.78 L]



LOCATION MAP

CALCULATED PURGE VOL. (GAL): 8.4 (L): 31.7 ACTUAL PURGE VOL. (GAL): 8.5 (L): 32

PURGE METHOD: POLY BAILEY SAMPLE METHOD: POLY BAILEY

## FIELD MEASUREMENTS

Time	Depth to Water (FT)	Vol (L)	Temp (Deg. F)	pH	EC	Clarity	Turbidity (NTU)	Remarks
3:05		1	80.2	8.81	1.18	CLR		NO ODOOR
3:19		26	77.2	8.09	.99	"		
3:20		27	75.5	7.98	.98	"		
3:21		28	73.2	7.89	1.03	"		
3:22		29	71.8	7.89	.95	"		
3:23		30	71.8	7.85	.98	"		
3:24		31	71.3	7.85	.95	"		
3:25		32	71.7	7.81	.99	"		
3:30		33					127.2	SAMPLES TAKEN

SIGNATURE: *[Handwritten Signature]*

WATER VOL. IN DRUM: \_\_\_\_\_  
 NEED NEW DRUM?: \_\_\_\_\_



## SAMPLE HANDLING PROCEDURES

Soil and groundwater samples will be packaged carefully to avoid breakage or contamination and will be delivered to the laboratory in an iced-cooler. The following sample packaging requirements will be followed.

- . Sample bottle/sleeve lids will not be mixed. All sample lids will stay with the original containers and have custody seals affixed to them.
- . Samples will be secured in coolers to maintain custody, control temperature and prevent breakage during transportation to the laboratory.
- . A chain-of-custody form will be completed for all samples and accompany the sample cooler to the laboratory.
- . Ice, blue ice or dry ice (dry ice will be used for preserving soil samples collected for the Alameda County Water District) will be used to cool samples during transport to the laboratory.
- . Water samples will be cooled with crushed ice. In the Alameda County Water District, water samples will be buried in the crushed ice with a thermometer, and the laboratory will be requested to record thermometer temperature at the time of receipt.
- . Each sample will be identified by affixing a pressure sensitive, gummed label or standardized tag on the container(s). This label will contain the site identification, sample identification number, date and time of sample collection and the collector's initials.
- . Soil samples collected in brass tubes will be preserved by covering the ends with Teflon tape and capping with plastic end-caps. The tubes will be labeled, sealed in quart size bags and placed in an iced-cooler for transport to the laboratory.

All groundwater sample containers will be precleaned and will be obtained from a State Department of Health Services certified analytical laboratory.

Sample Control/Chain-of-Custody: All field personnel will refer to this workplan to verify the methods to be employed during sample collection. All sample gathering activities will be recorded in the site file; all sample transfers will be documented in the chain-of-custody; samples will be identified with labels; all sample bottles will be custody-sealed. All information is to be recorded in waterproof ink. All TPE field personnel are personally responsible for sample collection and the care and custody of collected samples until the samples are transferred or properly dispatched.

The custody record will be completed by the field technician or professional who has been designated by the TPE project manager as being responsible for sample shipment to the appropriate laboratory. The custody record will include, among other things, the following information: site identification, name of person collecting the samples, date and time samples were collected, type of sampling conducted (composite/grab), location of sampling station, number and type of containers used and signature of the TPE person relinquishing samples to a non-TPE person with the date and time of transfer noted. The relinquishing individual will also put all the specific shipping data on the custody record.

Records will be maintained by a designated TPE field employee for each sample: site identification, sampling location, station number, date, time, sampler's name, designation of the sample as a grab or composite, notation of the type of sample (e.g., groundwater, soil boring, etc.), preservatives used, onsite measurement data and other observations or remarks.

## GROUNDWATER MONITORING WELL SAMPLING PROCEDURES

Groundwater monitoring wells will not be sampled until at least 24 to 72 hours (according to local regulatory guidelines) after well development. Groundwater samples will be obtained using a bladder pump, clear Teflon bailer or dedicated polyethylene bailer. Prior to collecting samples, the sampling equipment will be thoroughly decontaminated to prevent introduction of contaminants into the well and to avoid cross-contamination. Monitoring wells will be sampled after 3 to 10 wetted casing volumes of groundwater have been evacuated and pH, electrical conductivity and temperature have stabilized as measured with a Hydac Digital Tester. If the well is emptied before 3 to 10 well volumes are removed, the sample will be taken when the water level in the well recovers to 80% or more of its initial water level.

When a water sample is collected, turbidity of the water will be measured and recorded with a digital turbidimeter. Degree of turbidity will be measured and recorded in nephelometric turbidity units (NTU).

TPE will also measure the thickness of any floating product in the monitoring wells using an interface probe or clear Teflon or polyethylene bailer. The floating product will be measured after well development but prior to the collection of groundwater samples. If floating product is present in the well, TPE will recommend to the client that product removal be commenced immediately and reported to the appropriate regulatory agency.

Unless specifically waived or changed by the local, prevailing regulatory agency, water samples will be handled and preserved according to the latest United States Environmental Protection Agency methods as described in the Federal Register (Volume 44, No. 233, Page 69544, Table 11) for the type of analysis to be performed.

Development and/or purge water will be stored on site in labeled containers. The disposal of the containers and development and/or purge water is the responsibility of the client.

MEASUREMENTS

Purged Water Parameter: During purging, discharged water will be measured for the following parameters.

<u>Parameter</u>	<u>Units of Measurement</u>
pH	None
Electrical Conductivity	Micromhos
Temperature	Degrees F or C
Depth to Water	Feet/Hundredths
Volume of Water Discharged	Gallons
Turbidity	NTU

Documentation: All parameter measurements will be documented in writing on TPE development logs.

## QUALITY ASSURANCE AND QUALITY CONTROL PROCEDURES

The overall objectives of the field sampling program include generation of reliable data that will support development of a remedial action plan. Sample quality will be checked by the use of proper sampling, handling and testing methods. Additional sample quality control methods may include the use of background samples, equipment rinsate samples and trip and field blanks. Chain-of-custody forms, use of a qualified laboratory, acceptable detection limits and proper sample preservation and holding times also provide assurance of accurate analytical data.

TPE will follow a quality assurance and quality control (QA/QC) program in the field to ensure that all samples collected and field measurements taken are representative of actual field and environmental conditions and that data obtained are accurate and reproducible. These activities and laboratory QA/QC procedures are described below.

Field Samples: Additional samples may be taken in the field to evaluate both sampling and analytical methods. Three basic categories of QA/QC samples that may be collected are trip blanks, field blanks and duplicate samples.

Trip blanks are a check for cross-contamination during sample collection, shipment, and laboratory analysis. They are water samples that remain with the collected samples during transportation and are analyzed along with the field samples to check for residual contamination. Analytically confirmed organic-free water will be used for organic parameters and deionized water for metal parameters. Blanks will be prepared by the laboratory supplying the sample containers. The blanks will be numbered, packaged and sealed in the same manner as the other samples. One trip blank will be used for each sample set of less than 20 samples. At least 5% blanks will be used for sets greater than 20 samples. The trip blank is not to be opened by either the sample collectors or the handlers.

The field blank is a water sample that is taken into the field and is opened and exposed at the sampling point to detect contamination from air exposure. The water

sample is poured into appropriate containers to simulate actual sampling conditions. Contamination due to air exposure can vary considerably from site to site.

The laboratory will not be informed about the presence of trip and field blanks, and false identifying numbers will be put on the labels. Full documentation of these collection and decoy procedures will be made in the site log book.

Duplicate samples are identical sample pairs (collected in the same place and at the same time), placed in identical containers. For soils, adjacent sample liners will be analyzed. For the purpose of data reporting, one is arbitrarily designated the sample, and the other is designated as a duplicate sample. Both sets of results are reported to give an indication of the precision of sampling and analytical methods.

The laboratory's precision will be assessed without the laboratory's knowledge by labeling one of the duplicates with false identifying information. Data quality will be evaluated on the basis of the duplicate results.

Laboratory QA/QC: Execution of a strict QA/QC program is an essential ingredient in high-quality analytical results. By using accredited laboratory techniques and analytical procedures, estimates of the experimental values can be very close to the actual value of the environmental sample. The experimental value is monitored for its precision and accuracy by performing QC tests designed to measure the amount of random and systematic errors and to signal when correction of these errors is needed.

The QA/QC program describes methods for performing QC tests. These methods involve analyzing method blanks, calibration standards, check standards (both independent and the United States Environmental Protection Agency-certified standards), duplicates, replicates and sample spikes. Internal QC also requires adherence to written methods, procedural documentation and the observance of good laboratory practices.

**Trace Analysis Laboratory, Inc.**

3423 Investment Boulevard, #8 • Hayward, California 94545

Telephone (510) 783-6960  
Facsimile (510) 783-1512



August 25, 1995

Mr. Jeff Farhoomand  
Tank Protect Engineering  
2821 Whipple Road  
Union City, California 94587

Dear Mr. Farhoomand:

Trace Analysis Laboratory received two water samples on August 3, 1995 for your Project No. 354-080295, Groth Bros., 59 South "L" Street, Livermore (our custody log number 5739).

These samples were analyzed according to your chain of custody. Our analytical report and the completed chain of custody form are enclosed for your review.

Trace Analysis Laboratory is certified under the California Environmental Laboratory Accreditation Program. Our certification number is 1199.

If you should have any questions or require additional information, please call me.

Sincerely yours,

A handwritten signature in black ink, appearing to read 'Scott T. Ferriman', written over a horizontal line.

Scott T. Ferriman  
Project Specialist

Enclosures

**Trace Analysis Laboratory, Inc.**

3423 Investment Boulevard, #8 • Hayward, California 94545

Telephone (510) 783-6960  
Facsimile (510) 783-1512



LOG NUMBER: 5739  
DATE SAMPLED: 08/02/95  
DATE RECEIVED: 08/03/95  
DATE EXTRACTED: 08/23/95  
DATE ANALYZED: 08/24/95  
DATE REPORTED: 08/25/95

CUSTOMER: Tank Protect Engineering  
REQUESTER: Jeff Farhoomand  
PROJECT: No. 354-080295, Groth Bros., 59 South "L" Street, Livermore

Sample Type: Water

<u>Method and Constituent:</u>	<u>Units</u>	<u>MW-1</u>		<u>Method Blank</u>	
		<u>Concen- tration</u>	<u>Reporting Limit</u>	<u>Concen- tration</u>	<u>Reporting Limit</u>
Standard Method 5520BF:					
Hydrocarbon Oil and Grease	ug/l	ND	5,000	ND	5,000

QC Summary:

% Recovery: 96  
% RPD: 13

Concentrations reported as ND were not detected at or above the reporting limit.





LOG NUMBER: 5739  
DATE SAMPLED: 08/02/95  
DATE RECEIVED: 08/03/95  
DATE EXTRACTED: 08/16/95  
DATE ANALYZED: 08/25/95  
DATE REPORTED: 08/25/95  
PAGE: Two

Sample Type: Water

---

<u>Method and Constituent:</u>	<u>Units</u>	<u>MW-1</u>		<u>Method Blank</u>	
		<u>Concen- tration</u>	<u>Reporting Limit</u>	<u>Concen- tration</u>	<u>Reporting Limit</u>
DHS Method:					
Total Petroleum Hydro- carbons as Diesel	ug/l	110	50	ND	50

QC Summary:

% Recovery: 92  
% RPD: 31

Concentrations reported as ND were not detected at or above the reporting limit.



LOG NUMBER: 5739  
 DATE SAMPLED: 08/02/95  
 DATE RECEIVED: 08/03/95  
 DATE ANALYZED: 08/11/95  
 DATE REPORTED: 08/25/95  
 PAGE: Three

Sample Type: Water

Method and Constituent:	Units	MW-1		MW-2		Method Blank	
		Concen- tration	Reporting Limit	Concen- tration	Reporting Limit	Concen- tration	Reporting Limit
DHS Method:							
Total Petroleum Hydro- carbons as Gasoline	ug/l	160	50	ND	50	ND	50
Modified EPA Method 8020 for:							
Methyl t-Butyl Ether	ug/l	ND	5.0	ND	5.0	ND	5.0
Benzene	ug/l	ND	0.50	ND	0.50	ND	0.50
Toluene	ug/l	ND	0.50	ND	0.50	ND	0.50
Ethylbenzene	ug/l	ND	0.50	ND	0.50	ND	0.50
Xylenes	ug/l	ND	1.5	ND	1.5	ND	1.5

QC Summary:

% Recovery: 126  
 % RPD: 11

Concentrations reported as ND were not detected at or above the reporting limit.

LOG NUMBER: 5739  
 DATE SAMPLED: 08/02/95  
 DATE RECEIVED: 08/03/95  
 DATE ANALYZED: 08/14/95  
 DATE REPORTED: 08/25/95  
 PAGE: Four

Sample Type: Water

Method and Constituent:	Units	MW-1		Method Blank	
		Concen- tration	Reporting Limit	Concen- tration	Reporting Limit
EPA Method 8240:					
Chloromethane	ug/l	ND	5.0	ND	5.0
Bromomethane	ug/l	ND	5.0	ND	5.0
Dichlorodifluoromethane	ug/l	ND	5.0	ND	5.0
Vinyl Chloride	ug/l	ND	10	ND	10
Chloroethane	ug/l	ND	10	ND	10
Iodomethane	ug/l	ND	100	ND	100
Methylene Chloride	ug/l	ND	140	ND	140
Acetone	ug/l	ND	100	ND	100
Carbon Disulfide	ug/l	ND	100	ND	100
Trichlorofluoromethane	ug/l	ND	10	ND	10
1,1-Dichloroethene	ug/l	ND	5.0	ND	5.0
Allyl Chloride	ug/l	ND	5.0	ND	5.0
1,1-Dichloroethane	ug/l	ND	5.0	ND	5.0
Trans-1,2-Dichloroethene	ug/l	ND	5.0	ND	5.0
Chloroform	ug/l	ND	5.0	ND	5.0
2-Butanone (MEK)	ug/l	ND	100	ND	100
1,2-Dichloroethane	ug/l	ND	5.0	ND	5.0
Dibromomethane	ug/l	ND	5.0	ND	5.0
1,1,1-Trichloroethane	ug/l	ND	5.0	ND	5.0
Carbon Tetrachloride	ug/l	ND	5.0	ND	5.0

Concentrations reported as ND were not detected at or above the reporting limit.



LOG NUMBER: 5739  
DATE SAMPLED: 08/02/95  
DATE RECEIVED: 08/03/95  
DATE ANALYZED: 08/14/95  
DATE REPORTED: 08/25/95  
PAGE: Six

Sample Type: Water

<u>Method and Constituent</u>	<u>Units</u>	<u>MW-1</u>		<u>Method Blank</u>	
		<u>Concen- tration</u>	<u>Reporting Limit</u>	<u>Concen- tration</u>	<u>Reporting Limit</u>
EPA Method 8240 (Continued):					
1,2-Dibromo 3-Chloropropane	ug/l	ND	100	ND	100
Benzyl Chloride	ug/l	ND	100	ND	100
Styrene	ug/l	ND	5.0	ND	5.0
Xylenes	ug/l	ND	15	ND	15
1,3-Dichlorobenzene	ug/l	ND	5.0	ND	5.0
1,2-Dichlorobenzene	ug/l	ND	5.0	ND	5.0
1,4-Dichlorobenzene	ug/l	ND	5.0	ND	5.0
<u>Surrogate % Recovery</u>					
1,2-Dichloroethane-d4			53		46
Toluene-d8			98		95
4-Bromofluorobenzene			97		95

Concentrations reported as ND were not detected at or above the reporting limit.



LOG NUMBER: 5739  
DATE SAMPLED: 08/02/95  
DATE RECEIVED: 08/03/95  
DATE ANALYZED: 08/14/95  
DATE REPORTED: 08/25/95  
PAGE: Five

Sample Type: Water

<u>Method and Constituent</u>	<u>Units</u>	<u>MW-1</u>		<u>Method Blank</u>	
		<u>Concen- tration</u>	<u>Reporting Limit</u>	<u>Concen- tration</u>	<u>Reporting Limit</u>
EPA Method 8240 (Continued):					
Vinyl Acetate	ug/l	ND	50	ND	50
Bromodichloromethane	ug/l	ND	5.0	ND	5.0
1,2-Dichloropropane	ug/l	ND	5.0	ND	5.0
Cis-1 3-Dichloropropene	ug/l	ND	5.0	ND	5.0
Bromoacetone	ug/l	ND	100	ND	100
Trichloroethene	ug/l	ND	5.0	ND	5.0
Benzene	ug/l	ND	5.0	ND	5.0
Chlorodibromomethane	ug/l	ND	5.0	ND	5.0
1,1,2-Trichloroethane	ug/l	ND	5.0	ND	5.0
Trans-1 3-Dichloropropene	ug/l	ND	5.0	ND	5.0
1 2-Dibromoethane (EDB)	ug/l	ND	5.0	ND	5.0
2-Chloroethylvinyl Ether	ug/l	ND	10	ND	10
Bromoform	ug/l	ND	5.0	ND	5.0
1,1,1,2-Tetrachloroethane	ug/l	ND	5.0	ND	5.0
4-Methyl-2-Pentanone (MIBK)	ug/l	ND	50	ND	50
2-Hexanone	ug/l	ND	50	ND	50
1,2,3-Trichloropropane	ug/l	ND	5.0	ND	5.0
1,1,2,2-Tetrachloroethane	ug/l	ND	5.0	ND	5.0
Tetrachloroethene	ug/l	150	5.0	ND	5.0
Toluene	ug/l	ND	5.0	ND	5.0
Chlorobenzene	ug/l	ND	5.0	ND	5.0
EthylBenzene	ug/l	ND	5.0	ND	5.0

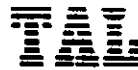
Concentrations reported as ND were not detected at or above the reporting limit.

LOG NUMBER: 5739  
 DATE SAMPLED: 08/02/95  
 DATE RECEIVED: 08/03/95  
 DATE ANALYZED: 08/14/95  
 DATE REPORTED: 08/25/95  
 PAGE: Six

Sample Type: Water

<u>Method and Constituent</u>	<u>Units</u>	<u>MW-1</u>		<u>Method Blank</u>	
		<u>Concen- tration</u>	<u>Reporting Limit</u>	<u>Concen- tration</u>	<u>Reporting Limit</u>
EPA Method 8240 (Continued):					
1,2-Dibromo 3-Chloropropane	ug/l	ND	100	ND	100
Benzyl Chloride	ug/l	ND	100	ND	100
Styrene	ug/l	ND	5.0	ND	5.0
Xylenes	ug/l	ND	15	ND	15
1,3-Dichlorobenzene	ug/l	ND	5.0	ND	5.0
1,2-Dichlorobenzene	ug/l	ND	5.0	ND	5.0
1,4-Dichlorobenzene	ug/l	ND	5.0	ND	5.0
<u>Surrogate % Recovery</u>					
1,2-Dichloroethane-d4			53		46
Toluene-d8			98		95
4-Bromofluorobenzene			97		95

Concentrations reported as ND were not detected at or above the reporting limit.



LOG NUMBER: 5739  
DATE SAMPLED: 08/02/95  
DATE RECEIVED: 08/03/95  
DATE EXTRACTED: 08/07/95  
DATE ANALYZED: 08/09/95 and 08/10/95  
DATE REPORTED: 08/25/95  
PAGE: Seven

Sample Type: Water

Method and Constituent:	Units	MW-1		Method Blank		QC Summary	
		Concen- tration	Reporting Limit	Concen- tration	Reporting Limit	% Recovery	% RPD
EPA Method 213.1: Cadmium	ug/l	ND	5.0	ND	5.0	100	4.4
EPA Method 218.1: Chromium	ug/l	ND	50	ND	50	95	6.0
EPA Method 239.1: Lead	ug/l	ND	100	ND	100	84	6.2
EPA Method 249.1: Nickel	ug/l	65	40	ND	40	88	6.0
EPA Method 289.1: Zinc	ug/l	39	5.0	ND	5.0	94	4.8

Concentrations reported as ND were not detected at or above the reporting limit.

*Stephon Terisigne*  
for Louis W. DuPuis  
Quality Assurance/Quality Control Manager

5739



TANK PROTECT ENGINEERING

2821 WHIPPLE ROAD  
 UNION CITY, CA 94587  
 (415) 429-8088  
 (800) 523-8088  
 FAX (415) 429-8089

LAB: TRACE ANALYSIS  
 TURNAROUND: 15 DAYS  
 P.O. #: 1087

PAGE 1 OF 1

CHAIN OF CUSTODY

PROJECT NO.		SITE NAME & ADDRESS					TYPE OF CONTAINER	ANALYTES REQUESTED							REMARKS
354-08295		GROTH BROS. 59 S. "L" ST. LIVERMORE (1)						TOTAL LIGHT HC	AROMATIC HC	TOTAL HEAVY HC	OIL & GREASE	VOC SCAN (P&P)	OTHER	METALS (P&P)	
SAMPLER NAME, ADDRESS AND TELEPHONE NUMBER															
MARK R. VARNBY 2821 WHIPPLE ROAD, UNION CITY, CA 94587 (415) 429-8088															
ID NO.	DATE	TIME	SOIL	WATER	SAMPLING LOCATION										
MW-1	8/2/95	3:30		X		500 ml PLASTIC							X		
"	"	"		"		LITER AMBER		X							
"	"	"		"		2-40ml VOAS	X	X			X			ALSO ANALYZE FOR MTBE	
"	"	"		"		LITER AMBER			X						
"	"	"		"		2-40ml VOAS			X						
MW-2	"	4:00		"		2-40ml VOAS	X	X							

Relinquished by: (Signature) <i>MRV</i>	Date / Time 8/3/95 12:05	Received by: (Signature)	Relinquished by: (Signature)	Date / Time	Received by: (Signature)
Relinquished by: (Signature)	Date / Time	Received by: (Signature)	Relinquished by: (Signature)	Date / Time	Received by: (Signature)
Relinquished by: (Signature)	Date / Time	Received for Laboratory by: (Signature) <i>Scott P...</i>	Date / Time 8/3/95 12:05	Remarks	

Plu, water, 2-l, 6-VOAs, 1 500ml, on ice, Green, Tray 1, Rec

DATE: 8/2/95