

Khatri, Paresh, Env. Health

From: pdking0000@aol.com
Sent: Sunday, November 28, 2010 5:39 PM
To: Khatri, Paresh, Env. Health
Subject: RO209 VIP Service Soil Gas Sampling And Rain
Attachments: November 21 through 27, 2010 Weather.doc; November 27, 2010 Weather.doc

Hi Paresh,

Assuming that we do not have rain during Monday 11/29/10 or Tuesday morning 11/30/10, we will not have had more than 0.5 inches of rain in the 5 days prior to soil gas sample collection on 11/30/10 at the property next to the VIP Service site (see attached WORD documents with nearby weather station information and associated links to the weather information). Based on this information we plan to proceed with sub-slab soil gas sample collection unless additional rain occurs or you let us know of any other concerns. Thank you!

Best regards,

Paul King
Professional Geologist

P&D Environmental, Inc.
55 Santa Clara Avenue, Suite 240
Oakland, CA 94610

510-658-6916 (telephone)
510-834-0152 (facsimile)
510-387-6834 (cellular)
Paul.King@pdenviro.com

http://www.wunderground.com/weatherstation/WXDailyHistory.asp?ID=KCACASTR7
&day=27&year=2010&month=11&graphspan=week

About This PWS:

Lat: N 37 ° 42 ' 37 " (37.711 °)
Lon: W 122 ° 4 ' 38 " (-122.077 °)
Elevation (ft): 278
Hardware: WMR-968

History for KCACASTR7

Agualinda Pool, Castro Valley, CA — [Current Conditions](#)

Weekly Summary for November 27, 2010

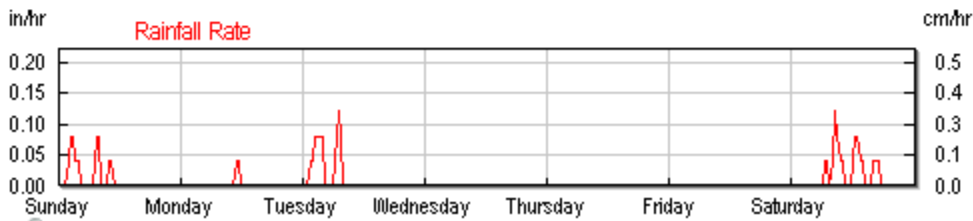
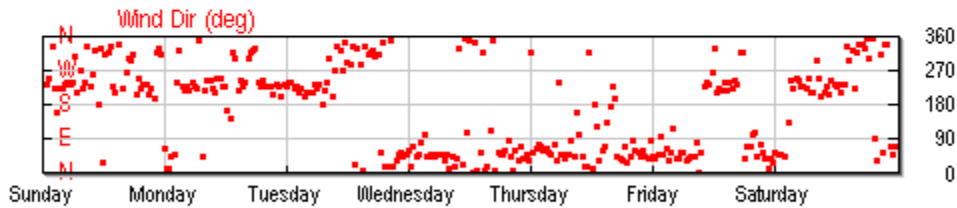
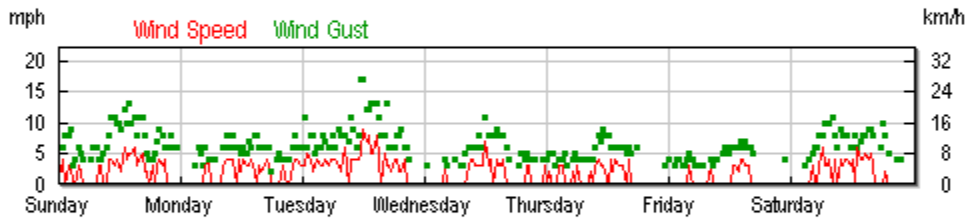
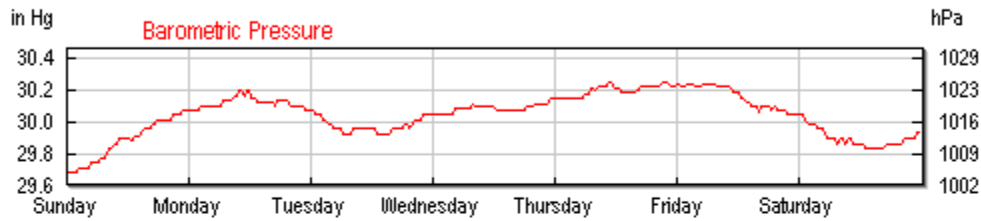
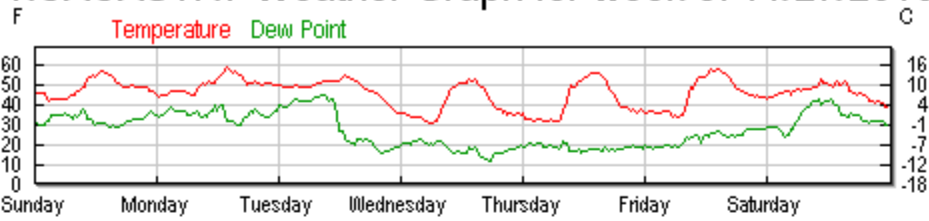
[« Previous Week](#)

[Next Week »](#)

| | | | | | | |
|----------|---|----|---|------|---|------|
| November | ▼ | 27 | ▼ | 2010 | ▼ | View |
|----------|---|----|---|------|---|------|

| | <u>Daily</u> | Weekly | <u>Monthly</u> | <u>Yearly</u> | <u>Custom</u> |
|----------------|--------------|-------------------------------|------------------|---------------|---------------|
| Temperature: | | High: 58.2 °F Low: 30.2 °F | Average: 45.6 °F | | |
| Dew Point: | | 44.8 °F 12.1 °F | 27.4 °F | | |
| Humidity: | | 78.0% 22.0% | 51.1% | | |
| Wind Speed: | | 9.0mph - from the WNW | 1.7mph | | |
| Wind Gust: | | 17.0mph- from the NNW | - | | |
| Wind: | | - - | South | | |
| Pressure: | | 30.25in 29.65in | - | | |
| Precipitation: | | 0.94in | | | |

KCACASTR7 Weather Graph for week of 11/27/2010



This Week's Tabular Data

| 2010 November | Temp. (°F) | | | Dew Point (°F) | | | Humidity (%) | | | Sea Level Pressure (in) | | | Visibility (mi) | | | Wind (mph) | | Gust Speed (mph) | | Precip (in) |
|--------------------|------------|-----|-----|----------------|-----|-----|--------------|-----|-----|-------------------------|-----|-------|-----------------|-----|------|------------|------|------------------|------|-------------|
| | high | avg | low | high | avg | low | high | avg | low | high | avg | low | high | avg | high | avg | high | sum | | |
| 21 | 57 | 48 | 42 | 38 | 32 | 28 | 74 | 55 | 37 | 30.07 | - | 29.65 | - | - | - | 6 | 2 | 13 | 0.24 | |
| 22 | 58 | 50 | 43 | 40 | 35 | 29 | 73 | 58 | 37 | 30.19 | - | 30.07 | - | - | - | 4 | 2 | 8 | 0.04 | |
| 23 | 55 | 48 | 36 | 45 | 31 | 16 | 78 | 54 | 28 | 30.07 | - | 29.92 | - | - | - | 9 | 3 | 17 | 0.31 | |
| 24 | 53 | 40 | 30 | 22 | 18 | 12 | 65 | 43 | 24 | 30.14 | - | 30.05 | - | - | - | 7 | 1 | 11 | 0.00 | |
| 25 | 56 | 42 | 31 | 22 | 18 | 16 | 61 | 42 | 22 | 30.25 | - | 30.14 | - | - | - | 4 | 1 | 9 | 0.00 | |
| 26 | 58 | 45 | 34 | 28 | 23 | 18 | 55 | 43 | 27 | 30.23 | - | 30.04 | - | - | - | 4 | 1 | 7 | 0.00 | |
| 27 | 53 | 46 | 39 | 42 | 34 | 23 | 77 | 63 | 39 | 30.04 | - | 29.83 | - | - | - | 6 | 2 | 11 | 0.35 | |

November 27, 2010 Weather – Castro Valley

http://www.wunderground.com/weatherstation/WXDailyHistory.asp?ID=KCACASTR7
&month=11&day=27&year=2010

About This PWS:

Lat: N 37 ° 42 ' 37 " (37.711 °)
Lon: W 122 ° 4 ' 38 " (-122.077 °)
Elevation (ft): 278
Hardware: WMR-968

History for KCACASTR7

Aqualinda Pool, Castro Valley, CA — [Current Conditions](#)

Daily Summary for November 27, 2010

[« Previous Day](#)

[Next Day »](#)

November 27 2010 View

| | Daily | Weekly | Monthly | Yearly | Custom |
|----------------|------------------|---------------|--------------|------------------|--------|
| Temperature: | Current: 37.4 °F | High: 52.7 °F | Low: 38.6 °F | Average: 46.2 °F | |
| Dew Point: | 30.5 °F | 42.3 °F | 23.4 °F | 33.8 °F | |
| Humidity: | 76% | 77% | 39% | 63% | |
| Wind Speed: | 0.0mph | 6.0mph | - | 1.7mph | |
| Wind Gust: | 3.0mph | 11.0mph | - | - | |
| Wind: | NE | - | - | WSW | |
| Pressure: | 30.05in | 30.04in | 29.83in | - | |
| Precipitation: | 0.35in | | | | |

Statistics for the rest of the month:

| | High: | Low: | Average: |
|----------------|----------------------|---------|----------|
| Temperature: | 85.4 °F | 30.2 °F | 53.5 °F |
| Dew Point: | 49.1 °F | 12.1 °F | 33.5 °F |
| Humidity: | 78.0% | 18.0% | 50.0% |
| Wind Speed: | 9.0mph from the WNW | - | 1.3mph |
| Wind Gust: | 17.0mph from the NNW | - | - |
| Wind: | - | - | SW |
| Pressure: | 30.40in | 29.59in | - |
| Precipitation: | 3.07in | | |

KCACASTR7 Weather Graph for 11/27/2010

