



GETTLER-RYAN INC.

RECEIVED

2:07 pm, Apr 21, 2009

Alameda County
Environmental Health

April 3, 1998

Ms. Tina Berry
Tosco Marketing Company
2000 Crow Canyon Place, Suite 400
San Ramon, California 94583

FILE #	0746	SS	<input checked="" type="checkbox"/>	BP	<input type="checkbox"/>
RPT	<input checked="" type="checkbox"/>	QM	<input type="checkbox"/>	TRANSMITTAL	<input type="checkbox"/>
1	<input type="checkbox"/>	2	<input type="checkbox"/>	3	<input type="checkbox"/>
4	<input type="checkbox"/>	5	<input type="checkbox"/>	6	<input type="checkbox"/>

**Subject: Product Piping Replacement Report for Unocal Service Station
No. 0746, 3943 Broadway, Oakland, California.**

Dear Ms. Berry:

This report summarizes field activities performed by Gettler-Ryan Inc. (GR) on February 19, 1998, at the subject site during the recent replacement of product piping and dispensers. Construction activities were performed by Paradiso Construction Co. of San Leandro, California.

SITE DESCRIPTION

The subject site is situated on the west corner of the intersection of Broadway and 40th Street in Oakland, California (Figure 1). Station facilities include two 12,000-gallon double-wall glasteel gasoline underground storage tanks (USTs) in a common pit, one 520-gallon double-wall glasteel waste oil UST, two dispenser islands, one station building, and a car wash building. Locations of the pertinent site features are shown on Figure 2. The car wash, station building, dispenser islands, or canopy were not removed during product line replacement activities. To date, groundwater monitoring wells (MW-1 through MW-7) and one groundwater extraction well (RW-1) have been installed at the site.

FIELD ACTIVITIES

The product piping and associated dispensers were removed on February 19, 1998. Soil sampling activities were observed by Mr. Robert Weston of Alameda County Environmental Health Services (ACEHS).

140064.02

Dispenser/Product Piping Sampling

After removal of the product piping, four small holes were dug beneath each end of the two dispenser islands with a shovel or hand auger. Soil samples were then collected at each location by manually advancing clean brass tubes to a depth of 4 feet below ground surface (bgs). Sample handling procedures are attached. Sample locations are shown on Figure 2. Groundwater was not encountered during sampling activities. A total of four soil samples were collected and transported to Sequoia Analytical (Sequoia), located in Redwood City (ELAP #1210), California, for chemical analytical analyses. All soil samples were analyzed for Total Petroleum Hydrocarbons calculated as gasoline (TPHg), benzene, toluene, ethylbenzene, and xylenes (BTEX) compounds, and methyl tert-butyl ether (MTBE).

Soil removed from the product piping trenches was stockpiled at the site pending disposal. Four samples were collected from arbitrary locations on the piles. These stockpile samples were submitted to the laboratory for compositing and analysis of TPHg, BTEX, MTBE, and total and soluble lead.

Petroleum hydrocarbons were not detected in one of the product line soil samples. Petroleum hydrocarbon concentrations in the three soil samples ranged from 23 to 4,300 parts per million (ppm) of TPHg, non detected (ND) to 0.039 ppm of benzene, and ND to 2.9 ppm of MTBE. The soil stockpile sample contained 4.0 ppm of TPHg, 100 ppm of total lead, and 4.4 ppm of soluble lead, but was ND for MTBE. Analytical methods and results are summarized in Table 1, and copies of the laboratory results are attached.

SOIL DISPOSAL

A total of 30.20 tons of stockpiled soil was transported from the site by Denbeste Transportation, Inc. of Windsor, California to the Forward Inc. Landfill in Stockton, California for disposal on March 3, 1998. A copy of the soil disposal confirmation letter is attached.

DISTRIBUTION

GSI recommends that a copy of this report be forwarded to Mr. Robert Weston of Alameda County Health Care Services Agency at 1131 Harbor Bay Parkway, 2nd Floor, Alameda, California 94502.

If you have any questions regarding this report, please call us in our Dublin office at
(510) 551-7555.

Sincerely,
Gettler-Ryan Inc.

DRAFT

Clyde J. Galantine
Project Geologist

DRAFT

Stephen J. Carter
Senior Geologist
R.G. 5577

Attachments: Table 1. Soil Chemical Analytical Data
 Figure 1. Vicinity Map
 Figure 2. Site Plan/Sample Location Map
 GR Field Methods and Procedures
 Laboratory Reports and Chain-of-Custody Forms
 Soil Disposal Confirmation Letter

TABLE 1 - SOIL CHEMICAL ANALYTICAL DATA

Unocal Service Station No. 0746
3943 Broadway
Oakland, California

Sample Location and ID	Sample Depth (feet)	Date Collected	TPHg (ppm)	Benzene (ppm)	Toluene (ppm)	Ethylbenzene (ppm)	Xylenes (ppm)	MTBE (ppm)	Total Lead (ppm)
Product Lines									
UT-1-4	4	2/19/98	2400 ¹	ND ²	ND ²	8.8	56	ND ²	nr
UT-2-4	4	2/19/98	4300 ¹	ND ²	6.3	58	410	ND ²	nr
UT-3-4	4	2/19/98	23	0.039	0.077	0.22	0.051	2.9	nr
UT-4-4	4	2/19/98	ND	ND	ND	ND	ND	ND	nr
Stockpile									
US-1 (A-D)	----	2/19/98	4.0	ND	0.016	0.0090	0.13	0.31	100 ³

EXPLANATION:

feet = feet below ground surface
ppm = parts per million
nr = not requested
ND = Not detected. See analytical data for detection limits.

ANALYTICAL LABORATORY:

Sequoia Analytical (ELAP #1210)

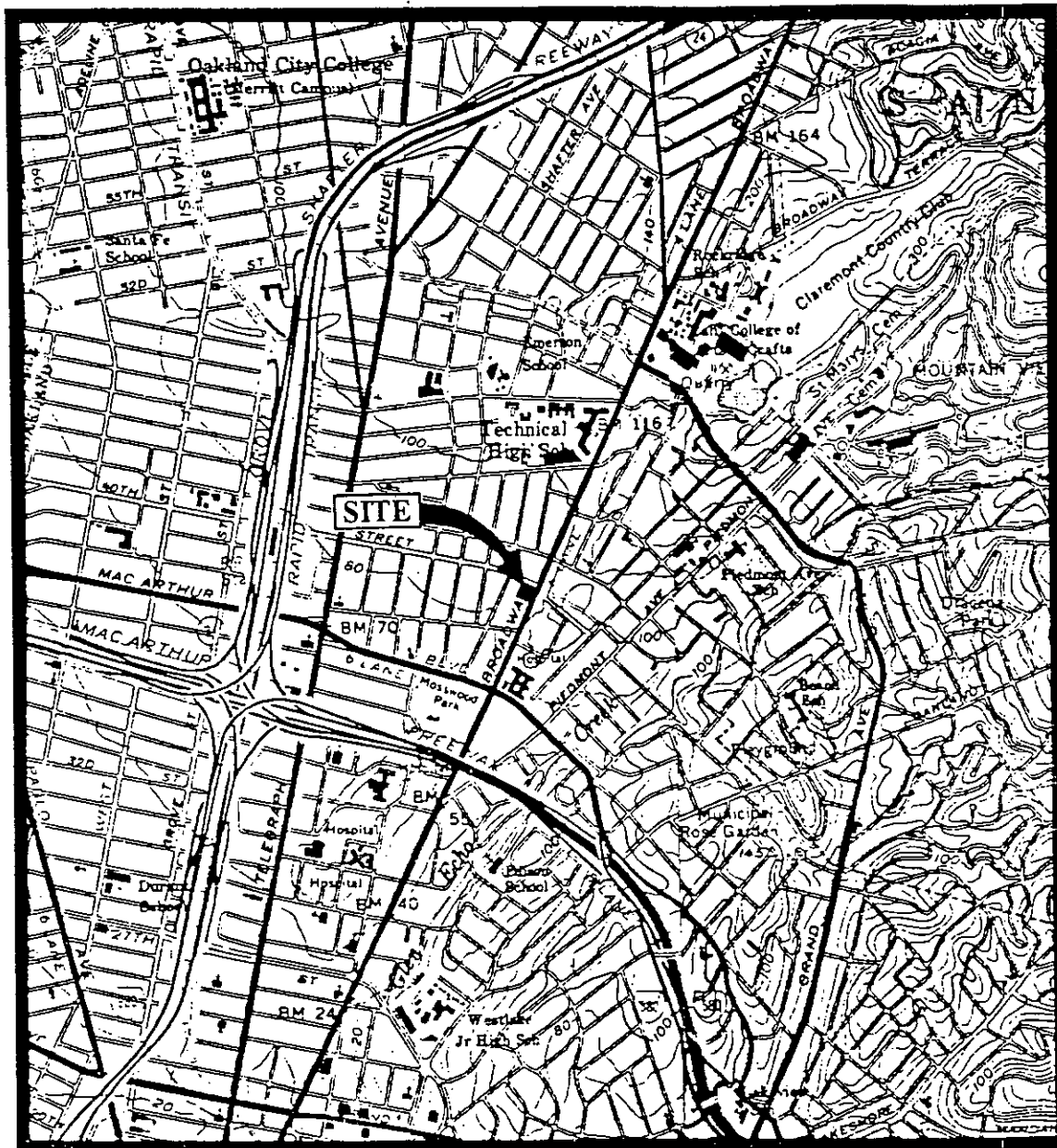
ANALYTICAL METHODS:

TPHg = Total Petroleum Hydrocarbons as gasoline according to EPA Method 8015 Modified.
BTEX = Benzene, Toluene, Ethylbenzene, and Xylenes according to EPA Method 8020.
MTBE = Methyl tert-Butyl Ether according to EPA Method 8020.
Total Lead by EPA Method 6010.

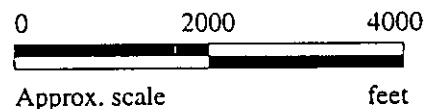
¹ Laboratory reports chromatogram pattern indicates weathered gas C7-C12.

² Not detected at an elevated detection limit.

³ The sample also contained 4.4 ppm soluble lead.



Base modified from 7.5 minute U.S.G.S. Oakland East and West Quadrangles
(both photorevised 1980)



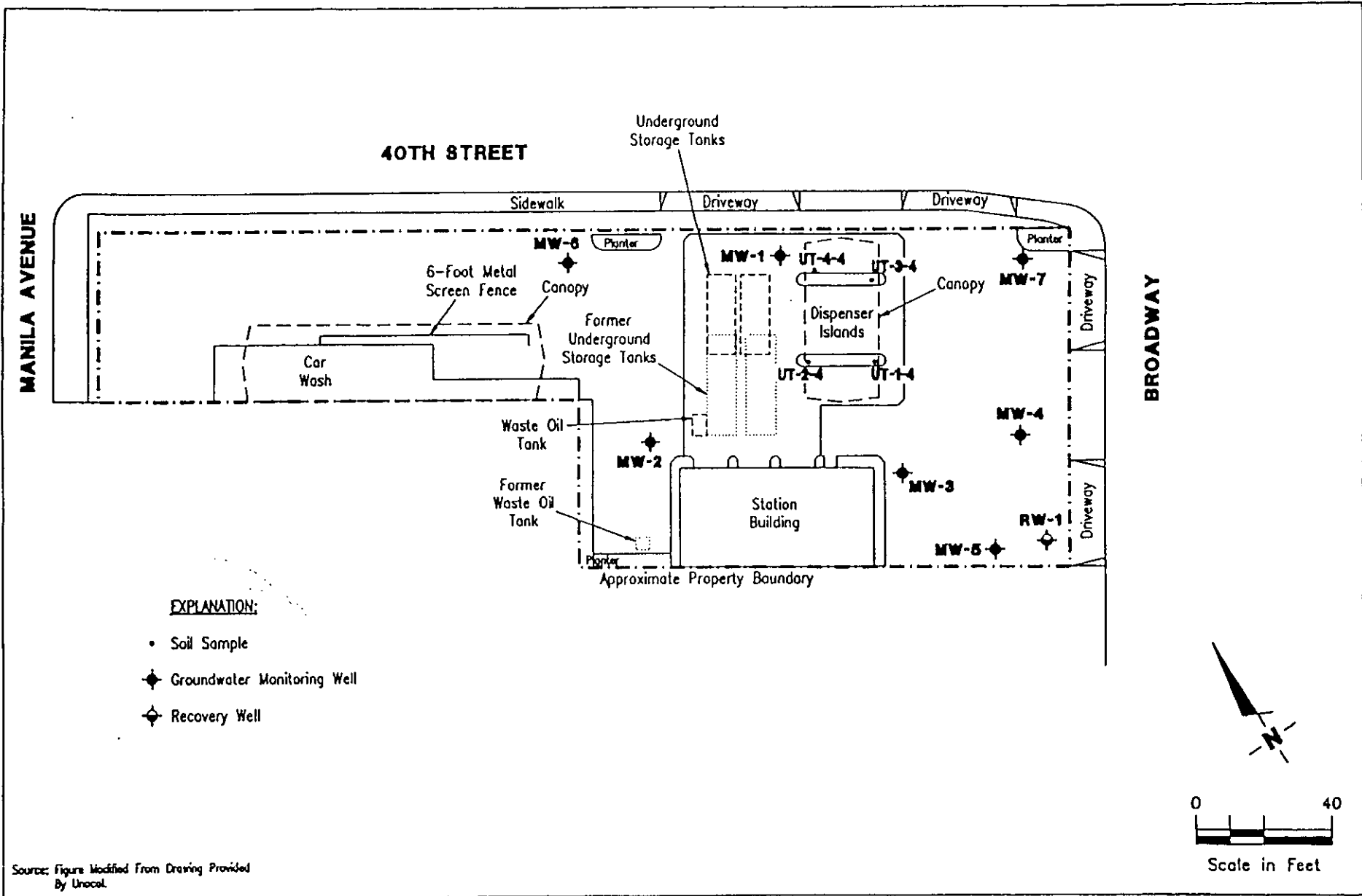
Gettler - Ryan Inc.

6747 Sierra Ct., Suite J (510) 551-7555
Dublin, CA 94568

UNOCAL SERVICE STATION #0746
3943 BROADWAY
OAKLAND, CALIFORNIA

FIGURE

1



Gettler - Ryan Inc.

6747 Sierra Ct., Suite J (510) 551-7555
Dublin, CA 94568

SITE PLAN/SAMPLE LOCATION MAP
Unocal Service Station No. 0746
3943 Broadway
Oakland, California

FIGURE

2

JOB NUMBER
140064

REVIEWED BY

DATE
03/98

REVISED DATE

GETTLER-RYAN FIELD METHODS AND PROCEDURES

GETTLER-RYAN INC.

FIELD METHODS AND PROCEDURES

Site Safety Plan

Field work performed by Gettler-Ryan Inc. (GR) is conducted in accordance with GR's Health and Safety Plan and the Site Safety Plan. GR personnel and subcontractors who perform work at the site are briefed on the contents of these plans prior to initiating site work. The GR geologist or engineer at the site when the work is performed acts as the Site Safety Officer. GR utilizes a photoionization detector (PID) to monitor ambient conditions as part of the Health and Safety Plan.

Collection of Samples

Soil samples are collected from the wall or base of the excavation with a hand-driven sampling device fitted with a 2-inch-diameter, clean brass tube or stainless steel liner. If safety considerations preclude collection of the samples with the drive sampler, the excavating equipment is used to bring soil from the pit wall to the surface, where a sample tube is filled by driving it into the soil in the excavator's bucket. After removal from the sampling device, sample tubes are covered on both ends with teflon sheeting, capped, labeled, and placed in a cooler with blue ice for preservation. A chain-of-custody form is initiated in the field and accompanies the selected soil samples to the analytical laboratory.

If it is necessary to collect a sample of groundwater standing in the UST pit, the sample is collected by lowering a new, clean teflon bailer into the pit from a safe position along the pit wall. Once filled and retrieved, the groundwater in the bailer is carefully decanted into the appropriate containers supplied by the analytical laboratory. If required, preservative is added to the sample bottles by the laboratory prior to delivery. The samples are then labeled and placed in a cooler with blue ice for preservation. A chain-of-custody form is initiated in the field and accompanies the selected soil samples to the analytical laboratory.

Field Screening of Soil Samples

A PID is used to perform head-space analysis in the field for the presence of organic vapors from soil samples. This test procedure involves placing a small amount of the soil to be screened in a sealable plastic bag. The bag is warmed in the sun to allow organic compounds in the soil sample to volatilize. The PID probe is inserted through the wall of the bag and into the headspace inside, and the meter reading is recorded in the field notes. An alternative method involves placing a plastic cap over the end of the sample tube. The PID probe is placed through a hole in the plastic cap, and vapors with the covered tube measured. Head-space screening is performed and results recorded as reconnaissance data only. GR does not consider field screening techniques to be verification of the presence or absence of hydrocarbons.

Storing and Sampling of Soil Stockpiles

Excavated material is stockpiled on and covered with plastic sheeting. Stockpile samples are collected and analyzed for disposal classification on the basis of one composite sample per 100 cubic yards of soil. Stockpile samples are composed of four discrete soil samples, each collected from an arbitrary location on the stockpile. The four discrete samples are then composited in the laboratory prior to analysis.

Each discrete stockpile sample is collected by removing the upper 12 to 18 inches of soil, and then driving the stainless steel or brass sample tube into the stockpiled material with a mallet or drive sampler. The sample tubes are then covered on both ends with teflon sheeting, capped, labeled, and placed in a cooler with blue ice for preservation. A chain-of-custody form is initiated in the field and accompanies the selected soil samples to the analytical laboratory. Stockpiled soils are covered with plastic sheeting after completion of sampling.

**LABORATORY ANALYTICAL REPORTS AND
CHAIN-OF-CUSTODY RECORDS**



**Sequoia
Analytical**

680 Chesapeake Drive
404 N. Wiget Lane
819 Striker Avenue, Suite 8

Redwood City, CA 94063
Walnut Creek, CA 94598
Sacramento, CA 95834

(650) 364-9600
(510) 988-9600
(916) 921-9600

FAX (650) 364-9233
FAX (510) 988-9673
FAX (916) 921-0100

Gettler Ryan/Geostrategies
6747 Sierra Court Suite J
Dublin, CA 94568

Client Proj. ID: Unocal 0746/Oakland

Lab Proj. ID: 9802D78

Sampled: 02/19/98
Received: 02/19/98
Analyzed: see below

Attention: C. Galantine

Reported: 03/04/98

LABORATORY ANALYSIS

Analyte	Units	Date Analyzed	Detection Limit	Sample Results
Lead by ICP	mg/Kg	02/26/98	5.0	100

Lab No: 9802D78-05
Sample Desc: SOLID,US-1(Comp)

Analytes reported as N.D. were not present above the stated limit of detection.

SEQUOIA ANALYTICAL - ELAP #1210



Mike Gregory
Project Manager



Gettler Ryan/Geostrategies
6747 Sierra Court Suite J
Dublin, CA 94568

Attention: C. Galantine

Client Proj. ID: Unocal 0746/Oakland
Sample Descript: UT-1-4
Matrix: SOLID
Analysis Method: 8015Mod/8020
Lab Number: 9802D78-01

Sampled: 02/19/98
Received: 02/19/98
Extracted: 02/25/98
Analyzed: 03/02/98
Reported: 03/04/98

QC Batch Number: GC022598BTEXEXC
Instrument ID: GCHP18

Total Purgeable Petroleum Hydrocarbons (TPPH) with BTEX and MTBE

Analyte	Detection Limit mg/Kg	Sample Results mg/Kg
TPPH as Gas	500	2400
Methyl t-Butyl Ether	12	N.D.
Benzene	2.5	N.D.
Toluene	2.5	N.D.
Ethyl Benzene	2.5	8.8
Xylenes (Total)	2.5	56
Chromatogram Pattern: Weathered Gas		C7-C12
Surrogates	Control Limits %	% Recovery
Trifluorotoluene	70	130
4-Bromofluorobenzene	60	140
		105
		Q

Analytes reported as N.D. were not present above the stated limit of detection.

SEQUOIA ANALYTICAL - ELAP #1210

Mike Gregory
Project Manager



Gettler Ryan/Geostrategies 6747 Sierra Court Suite J Dublin, CA 94568 Attention: C. Galantine	Client Proj. ID: Unocal 0746/Oakland Sample Descript: UT-2-4 Matrix: SOLID Analysis Method: 8015Mod/8020 Lab Number: 9802D78-02	Sampled: 02/19/98 Received: 02/19/98 Extracted: 02/25/98 Analyzed: 03/02/98 Reported: 03/04/98
--	---	--


QC Batch Number: GC022598BTEXEXC
Instrument ID: GCHP18

Total Purgeable Petroleum Hydrocarbons (TPPH) with BTEX and MTBE

Analyte	Detection Limit mg/Kg	Sample Results mg/Kg
TPPH as Gas	500	4300
Methyl t-Butyl Ether	12	N.D.
Benzene	2.5	N.D.
Toluene	2.5	6.3
Ethyl Benzene	2.5	58
Xylenes (Total)	2.5	410
Chromatogram Pattern: Weathered Gas		C7-C12
Surrogates	Control Limits %	% Recovery
Trifluorotoluene	70	130
4-Bromofluorobenzene	60	140
		Q

Analytes reported as N.D. were not present above the stated limit of detection.

SEQUOIA ANALYTICAL - ELAP #1210


Mike Gregory
Project Manager



Gettler Ryan/Geostrategies 6747 Sierra Court Suite J Dublin, CA 94568	Client Proj. ID: Unocal 0746/Oakland Sample Descript: UT-3-4 Matrix: SOLID Analysis Method: 8015Mod/8020 Lab Number: 9802D78-03	Sampled: 02/19/98 Received: 02/19/98 Extracted: 02/25/98 Analyzed: 03/02/98 Reported: 03/04/98
Attention: C. Galantine		

QC Batch Number: GC022598BTEXEXC
Instrument ID: GCHP01

Total Purgeable Petroleum Hydrocarbons (TPPH) with BTEX and MTBE

Analyte	Detection Limit mg/Kg	Sample Results mg/Kg
TPPH as Gas	2.5	23
Methyl t-Butyl Ether	0.062	2.9
Benzene	0.012	0.039
Toluene	0.012	0.077
Ethyl Benzene	0.012	0.22
Xylenes (Total)	0.012	0.051
Chromatogram Pattern:		GAS
Surrogates	Control Limits %	% Recovery
Trifluorotoluene	70	97
4-Bromofluorobenzene	60	33 Q

Analytes reported as N.D. were not present above the stated limit of detection.

SEQUOIA ANALYTICAL - ELAP #1210


Mike Gregory
Project Manager



Gettler Ryan/Geostrategies 6747 Sierra Court Suite J Dublin, CA 94568	Client Proj. ID: Unocal 0746/Oakland Sample Descript: UT-4-4 Matrix: SOLID Analysis Method: 8015Mod/8020 Lab Number: 9802D78-04	Sampled: 02/19/98 Received: 02/19/98 Extracted: 02/25/98 Analyzed: 03/02/98 Reported: 03/04/98
---	---	--

QC Batch Number: GC022598BTEXEXC
Instrument ID: GCHP01

Total Purgeable Petroleum Hydrocarbons (TPPH) with BTEX and MTBE

Analyte	Detection Limit mg/Kg	Sample Results mg/Kg
TPPH as Gas	1.0	N.D.
Methyl t-Butyl Ether	0.025	N.D.
Benzene	0.0050	N.D.
Toluene	0.0050	N.D.
Ethyl Benzene	0.0050	N.D.
Xylenes (Total)	0.0050	N.D.
Chromatogram Pattern:		
Surrogates	Control Limits %	% Recovery
Trifluorotoluene	70 130	88
4-Bromofluorobenzene	60 140	76

Analytes reported as N.D. were not present above the stated limit of detection.

SEQUOIA ANALYTICAL - ELAP #1210

Mike Gregory
Project Manager



Gettler Ryan/Geostrategies 6747 Sierra Court Suite J Dublin, CA 94568	Client Proj. ID: Unocal 0746/Oakland Sample Descript: US-1(Comp) Matrix: SOLID Analysis Method: 8015Mod/8020 Lab Number: 9802D78-05	Sampled: 02/19/98 Received: 02/19/98 Extracted: 02/25/98 Analyzed: 02/27/98 Reported: 03/04/98
---	---	--

QC Batch Number: GC022598BTEXEXC
Instrument ID: GCHP22

Total Purgeable Petroleum Hydrocarbons (TPPH) with BTEX and MTBE

Analyte	Detection Limit mg/Kg	Sample Results mg/Kg
TPPH as Gas	1.0	4.0
Methyl t-Butyl Ether	0.025	0.31
Benzene	0.0050	N.D.
Toluene	0.0050	0.016
Ethyl Benzene	0.0050	0.0090
Xylenes (Total)	0.0050	0.13
Chromatogram Pattern:		GAS
Surrogates	Control Limits %	% Recovery
Trifluorotoluene	70	130
4-Bromofluorobenzene	60	140

Analytes reported as N.D. were not present above the stated limit of detection.

SEQUOIA ANALYTICAL - ELAP #1210

Mike Gregory
Project Manager



Sequoia
Analytical

680 Chesapeake Drive
404 N. Wiget Lane
819 Striker Avenue, Suite 8

Redwood City, CA 94063
Walnut Creek, CA 94598
Sacramento, CA 95834

(650) 364-9600
(510) 988-9600
(916) 921-9600

FAX (650) 364-9233
FAX (510) 988-9673
FAX (916) 921-0100

Gettler Ryan/Geostrategies
6747 Sierra Court Suite J
Dublin, CA 94568
Attention: C. Galantine

Client Proj. ID: Unocal 0746/Oakland

Received: 02/19/98

Lab Proj. ID: 9802D78

Reported: 03/04/98

LABORATORY NARRATIVE

In order to properly interpret this report, it must be reproduced in its entirety. This report contains a total of 10 pages including the laboratory narrative, sample results, quality control, and related documents as required (cover page, COC, raw data, etc.).

Q - Surrogate diluted out.

Low #Q - Low surrogate due to matrix interference.

SEQUOIA ANALYTICAL


Mike Gregory
Project Manager



Gettler Ryan/Geostrategies
6747 Sierra Court, Ste J
Dublin, CA 94568
Attention: C. Galantine

Client Project ID: Unocal 0746/Oakland
Matrix: Solid

Work Order #: 9802D78 -01-05

Reported: Mar 6, 1998

QUALITY CONTROL DATA REPORT

Analyte:	Benzene	Toluene	Ethyl Benzene	Xylenes	Gas
QC Batch#:	GC022598BTEXEXC	GC022598BTEXEXC	GC022598BTEXEXC	GC022598BTEXEXC	GC022598BTEXEXC
Analy. Method:	EPA 8020	EPA 8020	EPA 8020	EPA 8020	EPA 8015M
Prep. Method:	EPA 5030	EPA 5030	EPA 5030	EPA 5030	EPA 5030

Analyst:	J. Minkel	J. Minkel	J. Minkel	J. Minkel	J. Minkel
MS/MSD #:	9802E8502	9802E8502	9802E8502	9802E8502	9802E8502
Sample Conc.:	N.D.	N.D.	N.D.	N.D.	N.D.
Prepared Date:	2/25/98	2/25/98	2/25/98	2/25/98	2/25/98
Analyzed Date:	2/25/98	2/25/98	2/25/98	2/25/98	2/25/98
Instrument I.D.#:	GCHP22	GCHP22	GCHP22	GCHP22	GCHP22
Conc. Spiked:	0.20 mg/Kg	0.20 mg/Kg	0.20 mg/Kg	0.60 mg/Kg	1.2 mg/Kg
Result:	0.20	0.20	0.20	0.60	1.2
MS % Recovery:	100	100	100	100	100
Dup. Result:	0.20	0.20	0.20	0.60	1.1
MSD % Recov.:	100	100	100	100	92
RPD:	0.0	0.0	0.0	0.0	8.7
RPD Limit:	0-25	0-25	0-25	0-25	0-25

LCS #:	BLK022598	BLK022598	BLK022598	BLK022598	BLK022598
Prepared Date:	2/25/98	2/25/98	2/25/98	2/25/98	2/25/98
Analyzed Date:	2/26/98	2/26/98	2/26/98	2/26/98	2/26/98
Instrument I.D.#:	GCHP22	GCHP22	GCHP22	GCHP22	GCHP22
Conc. Spiked:	0.20 mg/Kg	0.20 mg/Kg	0.20 mg/Kg	0.60 mg/Kg	1.2 mg/Kg
LCS Result:	0.22	0.21	0.21	0.64	1.2
LCS % Recov.:	110	105	105	107	100

MS/MSD	60-140	60-140	60-140	60-140	60-140
LCS	70-130	70-130	70-130	70-130	70-130
Control Limits					

Please Note:

The LCS is a control sample of known, interferent-free matrix that is analyzed using the same reagents, preparation, and analytical methods employed for the samples. The matrix spike is an aliquot of sample fortified with known quantities of specific compounds and subjected to the entire analytical procedure. If the recovery of analytes from the matrix spike does not fall within specified control limits due to matrix interference, the LCS recovery is to be used to validate the batch.

SEQUOIA ANALYTICAL

Mike Gregory
Project Manager

** MS=Matrix Spike, MSD=MS Duplicate, RPD=Relative % Difference

9802D78.GET <1>



Gettler Ryan/Geostrategies
6747 Sierra Court, Ste J
Dublin, CA 94568
Attention: C. Galantine

Client Project ID: Unocal 0746/Oakland
Matrix: Solid

Work Order #: 9802D78-05

Reported: Mar 6, 1998

QUALITY CONTROL DATA REPORT

Analyte:	Beryllium	Cadmium	Chromium	Nickel
QC Batch#:	ME0226986010MDE	ME0226986010MDE	ME0226986010MDE	ME0226986010MDE
Analy. Method:	EPA 6010	EPA 6010	EPA 6010	EPA 6010
Prep. Method:	EPA 3050	EPA 3050	EPA 3050	EPA 3050

Analyst:	T. Sears	T. Sears	T. Sears	T. Sears
MS/MSD #:	980267701	980267701	980267701	980267701
Sample Conc.:	N.D.	N.D.	82	130
Prepared Date:	2/26/98	2/26/98	2/26/98	2/26/98
Analyzed Date:	2/26/98	2/26/98	2/26/98	2/26/98
Instrument I.D.#:	MTJA5	MTJA5	MTJA5	MTJA5
Conc. Spiked:	50 mg/Kg	50 mg/Kg	50 mg/Kg	50 mg/Kg
Result:	44	45	140	170
MS % Recovery:	88	90	116	80
Dup. Result:	44	47	130	160
MSD % Recov.:	88	94	96	60
RPD:	0.0	4.3	7.4	6.1
RPD Limit:	0-20	0-20	0-20	0-20

LCS #:	BLK022698	BLK022698	BLK022698	BLK022698
Prepared Date:	2/26/98	2/26/98	2/26/98	2/26/98
Analyzed Date:	2/26/98	2/26/98	2/26/98	2/26/98
Instrument I.D.#:	MTJA5	MTJA5	MTJA5	MTJA5
Conc. Spiked:	50 mg/Kg	50 mg/Kg	50 mg/Kg	50 mg/Kg
LCS Result:	53	51	53	52
LCS % Recov.:	106	102	106	104

MS/MSD	80-120	80-120	80-120	80-120
LCS	80-120	80-120	80-120	80-120
Control Limits				

SEQUOIA ANALYTICAL

Mike Gregory
Project Manager

Please Note:

The LCS is a control sample of known, interferent-free matrix that is analyzed using the same reagents, preparation, and analytical methods employed for the samples. The matrix spike is an aliquot of sample fortified with known quantities of specific compounds and subjected to the entire analytical procedure. If the recovery of analytes from the matrix spike does not fall within specified control limits due to matrix interference, the LCS recovery is to be used to validate the batch.

** MS=Matrix Spike, MSD=MS Duplicate, RPD=Relative % Difference

9802D78.GET <2>

Consultant Company: Gettler-Ryan Project Name: Unocal # 0746
 Address: 6747 Sierra Ct Suite J 140064.02 UNOCAL Project Manager: Tina Berry
 City: Dublin State: CA Zip Code: 94568 AFE #: _____
 Telephone: (510) 551-7555 FAX #: (510) 551-7888 Site #, City, State: #0746, 3143 Broadway Oakland
 Report To: C Galantine Sampler: C Galantine QC Data: Level D (Standard) Level C Level B Level A

Turnaround 10 Work Days 5 Work Days 3 Work Days Drinking Water
 Time: 2 Work Days 1 Work Day 2-8 Hours Waste Water
 CODE: Misc. Detect. Eval. Remed. Demol. Closure Other
 Analyses Requested: 9802078 19

Client Sample I.D.	Date/Time Sampled	Matrix Desc.	# of Cont.	Cont. Type	Laboratory Sample #	Analyses Requested										Comments		
1. <u>WT-1-4</u>	<u>2/19/98</u>	<u>soil</u>	<u>1</u>	<u>tube</u>	<u>1</u>	<u>X</u>												
2. <u>WT-2-4</u>	↓	↓	<u>1</u>	↓	<u>2</u>	<u>X</u>												
3. <u>WT-3-4</u>	↓	↓	<u>1</u>	↓	<u>3</u>	<u>X</u>												
4. <u>WT-4-4</u>	↓	↓	<u>1</u>	↓	<u>4</u>	<u>X</u>												
5.																		
6. <u>US-1 (Comp)</u>	↓	↓	<u>4</u>	↓	<u>5</u>	<u>X</u>	<u>X</u>											
7.																		
8.																		
9.																		
10.																		

Relinquished By: <u>[Signature]</u>	Date: <u>2/19/98</u>	Time: <u>12:55</u>	Received By: <u>[Signature]</u>	Date: <u>2/19/98</u>	Time: <u>12:55</u>
Relinquished By: <u>[Signature]</u>	Date: <u>2/19</u>	Time: _____	Received By: _____	Date: _____	Time: _____
Relinquished By: _____	Date: _____	Time: _____	Received By Lab: <u>[Signature]</u>	Date: <u>2/19/98</u>	Time: <u>14:23</u>

Were Samples Received in Good Condition? Yes No
 Samples on Ice? Yes No
 Method of Shipment _____
 Page ___ of ___

To be completed upon receipt of report:
 -1) Were the analyses requested on the Chain of Custody reported? Yes No If no, what analyses are still needed? _____
 2) Was the report issued within the requested turnaround time? Yes No If no, what was the turnaround time? _____
 Approved by: _____ Signature: _____ Company: _____ Date: _____

Client - Pink
 Laboratory - Yellow
 Laboratory - White



**Sequoia
Analytical**

680 Chesapeake Drive
404 N. Wiget Lane
819 Striker Avenue, Suite 8

Redwood City, CA 94063
Walnut Creek, CA 94598
Sacramento, CA 95834

(650) 364-9600
(510) 988-9600
(916) 921-9600

FAX (650) 364-9233
FAX (510) 988-9673
FAX (916) 921-0100

Gettler Ryan/Geostrategies 6747 Sierra Court Suite J Dublin, CA 94568	Client Proj. ID: Unocal 0746/Oakland Lab Proj. ID: 9803352	Sampled: 02/19/98 Received: 03/06/98 Analyzed: see below Reported: 03/11/98
Attention: Clyde Galantine		

LABORATORY ANALYSIS

Analyte	Units	Date Analyzed	Detection Limit	Sample Results
Lab No: 9803352-01 Sample Desc : SOLID,US-1-Comp				
Lead: STLC Extraction	mg/L	03/10/98	0.10	4.4

Analytes reported as N.D. were not present above the stated limit of detection.

SEQUOIA ANALYTICAL - ELAP #1210

Mike Gregory
Project Manager



Sequoia Analytical

680 Chesapeake Drive
404 N. Wiget Lane
819 Striker Avenue, Suite 8

Redwood City, CA 94063
Walnut Creek, CA 94598
Sacramento, CA 95834

(650) 364-9600
(510) 988-9600
(916) 921-9600

FAX (650) 364-9233
FAX (510) 988-9673
FAX (916) 921-0100

Gettler Ryan/Geostrategies
6747 Sierra Court, Ste J
Dublin, CA 94568
Attention: Clyde Galantine

Client Project ID: Unocal 0746/Oakland
Matrix: Liquid

Work Order #: 9803352 -01

Reported: Mar 25, 1998

QUALITY CONTROL DATA REPORT

Analyte:	Beryllium	Cadmium	Chromium	Nickel
QC Batch#:	ME0310986010MDB	ME0310986010MDB	ME0310986010MDB	ME0310986010MDB
Analy. Method:	EPA 6010	EPA 6010	EPA 6010	EPA 6010
Prep. Method:	EPA 3010	EPA 3010	EPA 3010	EPA 3010

Analyt:	S. LaBarron	S. LaBarron	S. LaBarron	S. LaBarron
MS/MSD #:	980350501	980350501	980350501	980350501
Sample Conc.:	N.D.	N.D.	N.D.	N.D.
Prepared Date:	3/10/98	3/10/98	3/10/98	3/10/98
Analyzed Date:	3/10/98	3/10/98	3/10/98	3/10/98
Instrument I.D.#:	MTJA5	MTJA5	MTJA5	MTJA5
Conc. Spiked:	1.0 mg/L	1.0 mg/L	1.0 mg/L	1.0 mg/L
Result:	1.1	1.1	1.0	1.1
MS % Recovery:	110	110	100	110
Dup. Result:	1.0	1.1	1.0	1.1
MSD % Recov.:	100	110	100	110
RPD:	9.5	0.0	0.0	0.0
RPD Limit:	0-20	0-20	0-20	0-20

LCS #:	BLK031098	BLK031098	BLK031098	BLK031098
Prepared Date:	3/10/98	3/10/98	3/10/98	3/10/98
Analyzed Date:	3/10/98	3/10/98	3/10/98	3/10/98
Instrument I.D.#:	MTJA5	MTJA5	MTJA5	MTJA5
Conc. Spiked:	1.0 mg/L	1.0 mg/L	1.0 mg/L	1.0 mg/L
LCS Result:	1.1	1.1	1.0	1.1
LCS % Recov.:	110	110	100	110

MS/MSD	80-120	80-120	80-120	80-120
LCS	80-120	80-120	80-120	80-120
Control Limits				

Please Note:

The LCS is a control sample of known, interferent-free matrix that is analyzed using the same reagents, preparation, and analytical methods employed for the samples. The matrix spike is an aliquot of sample fortified with known quantities of specific compounds and subjected to the entire analytical procedure. If the recovery of analytes from the matrix spike does not fall within specified control limits due to matrix interference, the LCS recovery is to be used to validate the batch.

SEQUOIA ANALYTICAL

Mike Gregory
Project Manager

** MS= Matrix Spike, MSD= MS Duplicate, RPD= Relative % Difference

9803352.GET <1>





Sequoia
Analytical

680 Chesapeake Drive
404 N. Wiget Lane
819 Striker Avenue, Suite 8

Redwood City, CA 94063
Walnut Creek, CA 94598
Sacramento, CA 95834

(650) 364-9600
(510) 988-9600
(916) 921-9600

FAX (650) 364-9233
FAX (510) 988-9673
FAX (916) 921-0100

Gettler Ryan/Geostrategies 6747 Sierra Court Suite J Dublin, CA 94568 Attention: Clyde Galantine	Client Proj. ID: Unocal 0746/Oakland Lab Proj. ID: 9803352	Received: 03/06/98 Reported: 03/11/98
---	---	--

LABORATORY NARRATIVE

In order to properly interpret this report, it must be reproduced in its entirety. This report contains a total of 4 pages including the laboratory narrative, sample results, quality control, and related documents as required (cover page, COC, raw data, etc.).

SEQUOIA ANALYTICAL

Mike Gregory
Project Manager

UNOCAL 76

680 Chesapeake Drive • Redwood City, CA 94063 • (415) 364-9600
 819 Striker Ave., Suite 8 • Sacramento, CA 95834 • (916) 921-9600
 404 N. Wiget Lane • Walnut Creek, CA 94598 • (510) 988-9600

18939 120th Ave., N.E., Suite 101 • Bothell, WA 98011 • (206) 481-9200
 East 11115 Montgomery, Suite B • Spokane, WA 99206 • (509) 924-9200
 15055 S.W. Sequoia Pkwy, Suite 110 • Portland, OR 97222 • (503) 624-9800

Consultant Company: Gettler-Ryan Project Name: Unocal # 0746
 Address: 6747 Sierra Ct Suite J 140064.02 UNOCAL Project Manager: Tina Berry
 City: Dublin State: CA Zip Code: 94568 AFE #: _____
 Telephone: (510) 551-7555 FAX #: (510) 551-7888 Site #, City, State: #0746, 3143 Broadway Oakland
 Report To: C Galantine Sampler: C Galantine QC Data: Level D (Standard) Level C Level B Level A

Turnaround 10 Work Days 5 Work Days 3 Work Days Drinking Water
 Time: 2 Work Days 1 Work Day 2-8 Hours Waste Water
 CODE: Misc. Detect. Eval. Remed. Demol. Closure Other
 Analyses Requested: 9802078 19

Client Sample I.D.	Date/Time Sampled	Matrix Desc.	# of Cont.	Cont. Type	Laboratory Sample #	Analyses Requested										Comments				
1. <u>UT-1-4</u>	<u>2/19/98</u>	<u>soil</u>	<u>1</u>	<u>tube</u>	<u>1</u>	<u>X</u>														
2. <u>UT-2-4</u>	↓	↓	↓	↓	<u>2</u>	<u>X</u>														
3. <u>UT-3-4</u>	↓	↓	↓	↓	<u>3</u>	<u>X</u>														
4. <u>UT-4-4</u>	↓	↓	↓	↓	<u>4</u>	<u>X</u>														
5.																				
6. <u>US-1 (Comp)</u>	↓	↓	<u>4</u>	↓	<u>5</u>	<u>X</u>	<u>X</u>													
7.																				
8.																				
9.																				
10.																				

Relinquished By: <u>[Signature]</u>	Date: <u>2/19/98</u>	Time: <u>12:55</u>	Received By: <u>[Signature]</u>	Date: <u>2/19/98</u>	Time: <u>12:55</u>
Relinquished By: <u>[Signature]</u>	Date: <u>2/19</u>	Time: _____	Received By: _____	Date: _____	Time: _____
Relinquished By: _____	Date: _____	Time: _____	Received By Lab: <u>[Signature]</u>	Date: <u>2/19/98</u>	Time: <u>14:23</u>

Were Samples Received in Good Condition? Yes No Samples on Ice? Yes No Method of Shipment _____ Page ___ of ___

To be completed upon receipt of report:
 1) Were the analyses requested on the Chain of Custody reported? Yes No If no, what analyses are still needed? _____
 Was the report issued within the requested turnaround time? Yes No If no, what was the turnaround time? _____
 Signature: _____ Company: _____ Date: _____

Pink - Client
 Yellow - Laboratory
 White - Laboratory



**Sequoia
Analytical**

680 Chesapeake Drive
404 N. Wiget Lane
819 Striker Avenue, Suite 8

Redwood City, CA 94063
Walnut Creek, CA 94598
Sacramento, CA 95834

(650) 364-9600
(510) 988-9600
(916) 921-9600

FAX (650) 364-9233
FAX (510) 988-9673
FAX (916) 921-0100

Gettler Ryan/Geostrategies 6747 Sierra Court Suite J Dublin, CA 94568	Client Proj. ID: Unocal 0746/Oakland Lab Proj. ID: 9803352	Sampled: 02/19/98 Received: 03/06/98 Analyzed: see below Reported: 03/11/98
Attention: Clyde Galantine		

LABORATORY ANALYSIS

Analyte	Units	Date Analyzed	Detection Limit	Sample Results
Lab No: 9803352-01 Sample Desc : SOLID,US-1-Comp				
Lead: STLC Extraction	mg/L	03/10/98	0.10	4.4

Analytes reported as N.D. were not present above the stated limit of detection.

SEQUOIA ANALYTICAL - ELAP #1210


Mike Gregory
Project Manager



Gettler Ryan/Geostrategies 6747 Sierra Court, Ste J Dublin, CA 94568 Attention: Clyde Galantine	Client Project ID: Unocal 0746/Oakland Matrix: Liquid Work Order #: 9803352 -01	Reported: Mar 25, 1998
--	---	------------------------

QUALITY CONTROL DATA REPORT

Analyte:	Beryllium	Cadmium	Chromium	Nickel
QC Batch#:	ME0310986010MDB	ME0310986010MDB	ME0310986010MDB	ME0310986010MDB
Analy. Method:	EPA 6010	EPA 6010	EPA 6010	EPA 6010
Prep. Method:	EPA 3010	EPA 3010	EPA 3010	EPA 3010

Analyst:	S. LaBarron	S. LaBarron	S. LaBarron	S. LaBarron
MS/MSD #:	980350501	980350501	980350501	980350501
Sample Conc.:	N.D.	N.D.	N.D.	N.D.
Prepared Date:	3/10/98	3/10/98	3/10/98	3/10/98
Analyzed Date:	3/10/98	3/10/98	3/10/98	3/10/98
Instrument I.D.#:	MTJA5	MTJA5	MTJA5	MTJA5
Conc. Spiked:	1.0 mg/L	1.0 mg/L	1.0 mg/L	1.0 mg/L
Result:	1.1	1.1	1.0	1.1
MS % Recovery:	110	110	100	110
Dup. Result:	1.0	1.1	1.0	1.1
MSD % Recov.:	100	110	100	110
RPD:	9.5	0.0	0.0	0.0
RPD Limit:	0-20	0-20	0-20	0-20

LCS #:	BLK031098	BLK031098	BLK031098	BLK031098
Prepared Date:	3/10/98	3/10/98	3/10/98	3/10/98
Analyzed Date:	3/10/98	3/10/98	3/10/98	3/10/98
Instrument I.D.#:	MTJA5	MTJA5	MTJA5	MTJA5
Conc. Spiked:	1.0 mg/L	1.0 mg/L	1.0 mg/L	1.0 mg/L
LCS Result:	1.1	1.1	1.0	1.1
LCS % Recov.:	110	110	100	110

MS/MSD	80-120	80-120	80-120	80-120
LCS	80-120	80-120	80-120	80-120
Control Limits				

Please Note:
The LCS is a control sample of known, interferent-free matrix that is analyzed using the same reagents, preparation, and analytical methods employed for the samples. The matrix spike is an aliquot of sample fortified with known quantities of specific compounds and subjected to the entire analytical procedure. If the recovery of analytes from the matrix spike does not fall within specified control limits due to matrix interference, the LCS recovery is to be used to validate the batch.

SEQUOIA ANALYTICAL

Mike Gregory
Project Manager

** MS = Matrix Spike, MSD = MS Duplicate, RPD = Relative % Difference

9803352.GET <1>



**Sequoia
Analytical**

680 Chesapeake Drive
404 N. Wiget Lane
819 Striker Avenue, Suite 8

Redwood City, CA 94063
Walnut Creek, CA 94598
Sacramento, CA 95834

(650) 364-9600
(510) 988-9600
(916) 921-9600

FAX (650) 364-9233
FAX (510) 988-9673
FAX (916) 921-0100

Gettler Ryan/Geostrategies
6747 Sierra Court Suite J
Dublin, CA 94568
Attention: Clyde Galantine

Client Proj. ID: Unocal 0746/Oakland

Received: 03/06/98

Lab Proj. ID: 9803352

Reported: 03/11/98

LABORATORY NARRATIVE

In order to properly interpret this report, it must be reproduced in its entirety. This report contains a total of 4 pages including the laboratory narrative, sample results, quality control, and related documents as required (cover page, COC, raw data, etc.).

SEQUOIA ANALYTICAL


Mike Gregory
Project Manager

UNOCAL 76

680 Chesapeake Drive • Redwood City, CA 94063 • (415) 364-9600
 819 Striker Ave., Suite 8 • Sacramento, CA 95834 • (916) 921-9600
 404 N. Wiget Lane • Walnut Creek, CA 94598 • (510) 988-9600

18939 120th Ave., N.E., Suite 101 • Bothell, WA 98011 • (206) 481-9200
 East 11115 Montgomery, Suite B • Spokane, WA 99206 • (509) 924-9200
 15055 S.W. Sequoia Pkwy, Suite 110 • Portland, OR 97222 • (503) 624-9800

Consultant Company: Gettler-Ryan Project Name: Unocal # 0746
 Address: 6747 Sierra Ct Suite J 140064.02 UNOCAL Project Manager: Tina Berry
 City: Dublin State: CA Zip Code: 94568 AFE #: _____
 Telephone: (510) 551-7555 FAX #: (510) 551-7888 Site #, City, State: #0746, 3743 Broadway Oakland
 Report To: C Galantine Sampler: C Galantine QC Data: Level D (Standard) Level C Level B Level A

Turnaround 10 Work Days 5 Work Days 3 Work Days Drinking Water
 Time: 2 Work Days 1 Work Day 2-8 Hours Waste Water
 CODE: Misc. Detect. Eval. Remed. Demol. Closure Other
 Analyses Requested: 9802078 11 19 2

Client Sample I.D.	Date/Time Sampled	Matrix Desc.	# of Cont.	Cont. Type	Laboratory Sample #	TPHs	BTEX	MTBE	Total Pb	Comments
1. <u>UT-1-4</u>	<u>2/19/98</u>	<u>soil</u>	<u>1</u>	<u>tube</u>	<u>1</u>	<u>X</u>				
2. <u>UT-2-4</u>	↓	↓	<u>1</u>	↓	<u>2</u>	<u>X</u>				
3. <u>UT-3-4</u>	↓	↓	<u>1</u>	↓	<u>3</u>	<u>X</u>				
4. <u>UT-4-4</u>	↓	↓	<u>1</u>	↓	<u>4</u>	<u>X</u>				
5.										
6. <u>US-1 (Comp)</u>	↓	↓	<u>4</u>	↓	<u>5</u>	<u>X</u>	<u>X</u>			
7.										
8.										
9.										
10.										

Relinquished By: <u>[Signature]</u>	Date: <u>2/19/98</u>	Time: <u>12:55</u>	Received By: <u>[Signature]</u>	Date: <u>2/19/98</u>	Time: <u>12:55</u>
Relinquished By: <u>[Signature]</u>	Date: <u>2/19</u>	Time: _____	Received By: _____	Date: _____	Time: _____
Relinquished By: _____	Date: _____	Time: _____	Received By Lab: <u>[Signature]</u>	Date: <u>2/19/98</u>	Time: <u>14:23</u>

Were Samples Received in Good Condition? Yes No
 Samples on Ice? Yes No
 Method of Shipment _____
 Page ___ of ___

To be completed upon receipt of report:
 1) Were the analyses requested on the Chain of Custody reported? Yes No If no, what analyses are still needed? _____
 Was the report issued within the requested turnaround time? Yes No If no, what was the turnaround time? _____
 Signature: _____ Company: _____ Date: _____

Pink - Client
 Yellow - Laboratory
 White - Laboratory

SOIL DISPOSAL CONFIRMATION LETTER



FORWARD
INCORPORATED

P.O. Box 6336
1145 W. Charter Way • Stockton, CA 92506
(209) 466-4482 • (800) 204-4242 • FAX (209) 466-1067

April 1, 1998

Gettler-Ryan, Inc.
6747 Sierra Court, Suite J
Dublin, California 94568

Attention: Clyde Galantine

RE: **FORWARD, INC.** Approval No. 668122
Contaminated Soil from Unocal S/S# 0746
3943 Broadway, Oakland, CA

Dear Mr. Galantine:

FORWARD, INC. is pleased to confirm the disposal of 30.20 tons of soil from the referenced site. The material was received at our Manteca, California facility for disposal on March 3, 1998. The waste was placed in a Class II Class 2 waste management unit.

Approval for this material was based on the information provided in the waste profile and associated materials submitted by Gettler-Ryan, Inc., dated February 23, 1998 on behalf of the Tosco Marketing Company. Acceptance of the waste is subject to the "Terms and Conditions" agreed to and signed by Gettler-Ryan (agent for Tosco Marketing Company).

Thank you for the opportunity to be of service. Should you have any questions regarding this matter, please do not hesitate to contact myself or Customer Service at (800) 204-4242.

Sincerely,

FORWARD, INC.

Brad J. Bonner

Brad J. Bonner
Sales Manager

BJB/sr

FORWARD\MERGE FORMS\CONSULTANT CONFIRMATION OF DISPOSAL

