



Technology, Engineering & Construction, Inc.

262 Michelle Court • So. San Francisco, CA 94080-6201 • Contractor's Lic. #762034
Tel: (650) 616-1200 • Fax: (650) 616-1244 • www.tecaccutite.com

RECEIVED

By dehloptoxic at 1:12 pm, Aug 10, 2006

August 9, 2006

Mr. Steven Plunkett
Hazardous Materials Specialist
Alameda County Health Agency
Division of Environmental Protection
1131 Harbor Bay Parkway, 2nd Floor
Alameda, CA 94502

SUBJECT: THIRD QUARTER 2006 GROUNDWATER MONITORING REPORT

SITE: FORMER OLYMPIAN SERVICE STATION
1435 WEBSTER STREET
ALAMEDA, CALIFORNIA

Dear Mr. Plunkett:

On behalf of Olympian, TEC Accutite is pleased to submit this third quarter 2006 groundwater monitoring report for the above referenced site.

Thank you for your cooperation and assistance on this project. If you have any questions, please call Jing Heisler at (650) 616-1208.

Sincerely,
TEC Accutite

A handwritten signature in black ink, appearing to read 'P. Krishnamraju', written over a light blue horizontal line.

Panindhar R Krishnamraju, Ph.D.
Hydrogeologist

cc: Mr. Fred Bertetta c/o Ms. Janet Heikel, Olympian, 1300 Industrial Road, Suite 2, San Carlos, CA 94070
Mr. Jeff Farrar, P.O. Box 1701, Chico, CA 95927
Mr. and Mrs. Charles A. & Ose M. Begley, 2592 Pine View Dr., Fortuna, CA 95540

**THIRD QUARTER 2006
GROUNDWATER MONITORING REPORT**

**FORMER OLYMPIAN SERVICE STATION
1435 WEBSTER STREET
ALAMEDA, CA**

**PREPARED FOR:
OLYMPIAN
AND
ALAMEDA COUNTY HEALTH AGENCY**

**PREPARED BY:
TEC ACCUTITE
262 MICHELLE COURT
SOUTH SAN FRANCISCO, CA 94080**

**SAMPLING DATE
JULY 19, 2006**



TABLE OF CONTENTS

	<u>PAGE</u>
1.0 <u>INTRODUCTION</u>	1
2.0 <u>SITE DESCRIPTION</u>	1
3.0 <u>ENVIRONMENTAL BACKGROUND</u>	1
4.0 <u>GROUNDWATER SAMPLING</u>	3
5.0 <u>RESULTS</u>	3
6.0 <u>CONCLUSIONS AND RECOMMENDATIONS</u>	4
7.0 <u>LIMITATIONS</u>	4

TABLE

SUMMARY OF GROUNDWATER MONITORING RESULTS

FIGURES

- 1 VICINITY MAP
- 2 SITE MAP
- 3 PETROLEUM HYDROCARBON CONCENTRATION AND GROUNDWATER ELEVATION MAP

ATTACHMENTS

- A WELL SAMPLING LOGS
- B LABORATORY REPORT AND CHAIN-OF-CUSTODY DOCUMENTATION
- C EDCC REPORT AND SUBMISSION CONFIRMATION



1.0 INTRODUCTION

On behalf of Olympian, TEC Accutite conducted the third quarter 2006 groundwater monitoring event at the former Olympian Service Station, located at 1435 Webster Street, Alameda, California. Presented below are the site background and results of the monitoring event.

2.0 SITE DESCRIPTION

The site is located on the corner of Webster Street and Taylor Avenue in Alameda, CA. Prior to 1989, the site was occupied by an Olympian Service Station. Station facilities consisted of two 10,000-gallon gasoline and one 7,500-gallon diesel underground storage tanks (USTs), two dispenser islands and a 500-gallon waste oil UST. A Vicinity Map and a Site Map are presented as Figures 1 and 2, respectively.

The surrounding topography is flat and the site is approximately 20 feet above mean sea level. The site is situated in a mixed commercial and residential area and is currently leased by the City of Alameda and operated as a metered parking lot.

3.0 ENVIRONMENTAL BACKGROUND

October 1988, Soil Gas Survey: In October 1988, CHIPS Environmental Consultants, Inc. performed soil gas analysis at the subject site. High soil gas readings were found on the eastern side of one of the pump islands, between the pump islands, and from backfill between the gasoline storage tanks.

September 1989, Tank Removal: In September 1989, TEC Accutite removed two 10,000-gallon gasoline USTs, one 7,500-gallon diesel UST and one 500-gallon waste oil UST. Analysis of soil samples collected during removal of the USTs detected hydrocarbons at a maximum concentration of 220 parts per million (ppm) Total Petroleum Hydrocarbons as gasoline (TPHg), 430 ppm Total Petroleum Hydrocarbons as diesel (TPHd), and 650 ppm Total Recoverable Petroleum Hydrocarbons as Oil and Grease (TRPH).

January 1991, Soil Excavation: Remedial excavation of the hydrocarbon impacted soil was conducted by AAA Tank Removal / Forcade Excavations Services. Approximately 950 cubic yards of soil were removed from the former location of the USTs. This soil was bioremediated onsite and returned to the former excavation.

January 1993, Well Installation: Uriah Environmental Services, Inc. installed three monitoring wells onsite (MW-1 through MW-3). Soil samples collected during the well installation contained no detectable concentrations of petroleum hydrocarbons. Bi-annual groundwater monitoring was initiated. Dissolved phase hydrocarbons have been detected in all wells at varying concentrations.

February 1999, Soil Borings: TEC Accutite advanced four borings (B1 through B4) on and off the site to determine the extent of hydrocarbon impact to soil and groundwater. The soil analytical results detected non-significant concentrations of TPHg, benzene, toluene, ethyl-benzene, xylenes (BTEX), and methyl tert-butyl ether (MTBE). The groundwater samples detected hydrocarbon concentrations up to 6,000 parts per billion (ppb) MTBE and 38,000 ppb benzene.

December 1999, Well Installations: TEC Accutite installed three additional wells MW-4 through MW-6 to define the dissolved phase hydrocarbons and assess plume stability. Analysis of soil samples detected hydrocarbon concentrations of 1,100 ppm TPHg, 200 ppm TPHd and 3.4 ppm benzene from soil collected at 9.5 feet below grade (fbg) in well MW-5. No hydrocarbons were detected in the soil samples collected during the installation of wells MW-4 and MW-6. Groundwater sampling from wells MW-6 and MW-3 defined the dissolved phase hydrocarbon plume upgradient of the former dispenser islands and cross-gradient of the former USTs.



November 2000, Site Conceptual Model: TEC Accutite completed a site conceptual model. Based on historical quarterly monitoring data, it was determined that the contaminant plume is unstable and is undefined downgradient. Given the shallow groundwater elevation (9 fbg), estimated high permeability of soils beneath the site, the potential for benzene vapor phase migration from hydrocarbon affected groundwater to indoor and ambient air was identified as an exposure pathway requiring future evaluation.

June 2001, Soil Borings: TEC Accutite drilled four additional borings (B1 through B4) to assess the extent of the plume off the site and sampled all onsite wells. Soil samples were collected approximately 9 fbg within the capillary fringe from soil borings B1 through B4. No petroleum hydrocarbons were detected in the soil above laboratory reporting limits. Insignificant concentrations of petroleum hydrocarbons were detected in groundwater samples collected from downgradient and cross gradient soil borings B1 through B4. The greatest concentration of petroleum hydrocarbons was detected in boring B3 at 400 ppb TPHg and 3 ppb MTBE. MTBE was detected in all soil boring groundwater samples below 5 ppb.

The greatest concentration of dissolved phase petroleum hydrocarbons were detected in monitoring well MW-1 at 18,000 ppb TPHg, 1,200 ppb benzene, and 1,500 ppb MTBE. Dissolved phase concentrations of TPHg, benzene, and MTBE in surrounding monitoring wells were either non-detect or insignificant.

February 2002, Risk Assessment: To address the potential exposure pathway identified in the SCM, TEC Accutite performed a site-specific risk assessment. The risk assessment addressed the potential inhalation risk posed by hydrocarbon impacted groundwater beneath the site assuming both residential and commercial land use scenarios. The compounds of concern were identified as TPHg and benzene. TPHg was assessed using the TPH fractional methodology developed by TPH Criteria Working Group. The calculated annual regional mean concentrations for benzene and TPHg were 2,988 ppb and 23,137 ppb, respectively. The results of the risk assessment found that concentrations of TPHg in groundwater beneath the site were below the calculated site specific target level concentrations (SSTL's) for residential and commercial scenarios. Therefore, TPHg remaining in groundwater beneath the site does not present an inhalation risk. Benzene concentrations in groundwater exceed the SSTL for a residential scenario (110 ppb) but are less than the SSTL for a commercial scenario (6,400 ppb).

The results of the risk assessment suggest that benzene in groundwater beneath the site may present an inhalation risk, assuming residential land use. The risk assessment was based on the Johnson & Ettinger Vapor Fate and Transport Model, which often overestimates actual vapor concentrations at the point of exposure by factors of 10 to 100. Rather than proceed with site closure under restricted commercial land use, a soil vapor survey was recommended to validate the exposure pathway.

May 2003, Soil Vapor Investigation: In May 2003, TEC Accutite conducted a soil vapor investigation at the site. Eight soil vapor samples (SV1 through SV7, duplicate sample SV7) were collected at selected locations by advancing a 1-inch diameter chrome-moly steel probe equipped with a steel drop tip into the ground to a depth of 3.5 fbg. The objective of the soil vapor investigation was to evaluate potential human exposure to site contaminants created by vapors emanating off impacted groundwater and intruding into indoor air (inhalation risk). Soil vapor was withdrawn from the formation into a small calibrated syringe connected with an on-off valve. Following sample collection, the valve was closed and the sample immediately transferred to a State Certified onsite laboratory for analysis.

Soil vapor sampling results were either non-detectable or detected below the Environmental Screening Levels (ESLs). Inhalation risk associated with exposure to vapors emanating off impacted groundwater beneath the site determined to be an invalid exposure pathway.



October 2003, Case Closure Summary: TEC Accutite submitted the completed closure summary forms for the site to the Alameda County Environmental Health (ACEH). In a letter dated April 28, 2005, the ACEH requested a stand-alone document for closure review.

September 2005, Updated Site Conceptual Model: TEC Accutite completed an updated site conceptual model as required by the ACEH for site closure review. After careful evaluation of all available data, it was determined that there are uncertainties of benzene vapor concentration on-site and current groundwater conditions off-site. Therefore, TEC Accutite recommends verification sampling before the proposal for site closure.

As a part of an ongoing plume assessment, this report details the third quarter groundwater monitoring for 2006.

4.0 GROUNDWATER SAMPLING

On July 19, 2006, TEC Accutite conducted the quarterly groundwater monitoring event at the site. Upon arrival to the site, a technician from TEC Accutite uncapped all site wells and allowed the water level in each well to fully equilibrate prior to gauging. Following well gauging, approximately three casing volumes of groundwater were purged from wells MW-1 through MW-6. Water levels in each well were allowed to recover to 80% of the pre-purge level prior to collection of groundwater samples. Following purging and recovery, groundwater samples were collected from the wells with a disposable bailer and transferred into HCL preserved VOAs. The samples were labeled, placed on blue-ice in an ice-chest, and delivered to Torrent Laboratory, Inc., a California Certified Laboratory, under chain of custody documentation for analysis.

All groundwater samples were analyzed for TPHg, BTEX, MTBE, Fuel Oxygenates, and Ethanol by EPA Method 8260. Well sampling logs are presented in Attachment A. The laboratory report and chain-of-custody documentation are included in Attachment B.

Electronic Laboratory Data Submittal

The laboratory report was converted into EDF 1.2i format and was uploaded to the web-based Geo-spatial database (GeoTracker). Prior to sending the EDF file to the website, an Electronic Deliverable Consistency Checker (EDCC) was run on the files. The EDCC ensures format compliance and checks for format errors, logic errors and content errors. Groundwater elevation data were electronically submitted as GEO_WELL. Attachment C contains the hard copy generated from the EDCC and submission confirmation.

5.0 RESULTS

Groundwater Elevation and Flow Direction

The calculated groundwater flow direction based on groundwater elevation is toward the southeast at a gradient of 0.006 ft/ft (Figure 3). Groundwater elevations (referenced to the fire hydrant located on the sidewalk of Webster Street) are summarized below.



Summary of Groundwater Elevation Data				
Well ID #	Date	Top of Casing Elevation (ft)	Depth To Groundwater (ft btoc)	Ground Water Elevation (ft)
MW-1	7/19/2006	19.53	8.28	11.25
MW-2	7/19/2006	19.80	8.57	11.23
MW-3	7/19/2006	19.79	8.41	11.38
MW-4	7/19/2006	19.30	8.38	10.92
MW-5	7/19/2006	18.99	7.41	11.58
MW-6	7/19/2006	20.27	8.64	11.63

btoc = below top of casing

ft = feet

Petroleum Hydrocarbons in Groundwater

Groundwater analytical results are summarized in the attached table and are presented in Figure 3. The maximum dissolved-phase petroleum hydrocarbons were found in onsite monitoring well MW-1 (5,000 ppb TPHg, 836 ppb benzene, 22.3 ppb toluene, 107 ppb ethylbenzene, 81.8 ppb xylene, and 1,130 ppb MTBE). The next highest concentrations were detected in monitoring well MW-5 (210 ppb TPHg, 102 ppb benzene, 1.54 ppb toluene, 15.8 ppb ethylbenzene, 3.85 ppb xylenes, and 27.6 ppb MTBE). Low MTBE concentration was detected at well MW-2 (e.g., 16.6 ppb) this quarter, but within historical range. Petroleum hydrocarbons were not found above laboratory reporting limits in monitoring wells MW-3, MW-4, and MW-6.

6.0 CONCLUSIONS AND RECOMMENDATIONS

- The groundwater flow direction and gradient this quarter are consistent with the previous monitoring event.
- Petroleum hydrocarbon concentrations were back to elevated level this quarter in the groundwater samples collected from monitoring wells MW-1 and MW-5, but within historical range.
- Non-detectable to insignificant concentrations was shown in monitoring wells MW-2, MW-3, MW-4, and MW-6.
- TEC Accutite has completed the pre-excavation soil characterization phase of work. TEC Accutite is currently waiting for a pre-approval cost from the UST Cleanup Fund prior to the implementation of the remedial excavation activity per client's request.


7.0 LIMITATIONS

Our services consist of professional opinions, conclusions, and recommendations made today in accordance with generally accepted engineering principles and practices. This warranty is in lieu of all other warranties either expressed or implied. TEC Accutite's liability is limited to the dollar amount of the work performed.



Thank you for your cooperation. If you have any questions, please contact the undersigned at (650) 616-1200.

Sincerely,
TEC Accutite


Panindhar R Krishnamraju, Ph.D.
Hydrogeologist

Reviewed by:



Jing Heisler, PG, CHG
Project Manager



TABLE



Table
Summary of Groundwater Monitoring Results
Former Olympian Service Station
1435 Webster Street, Alameda CA.

Well ID	Sample Date	Depth to Water (ft)	Groundwater Elevation (ft msl)	TPHd	TPHg	B	T	E	X	MTBE	TRPH
				Concentrations in parts per billion (ppb)							
MW-1	6/3/93	NA(1)		NA	NA	NA	NA	NA	NA	NA	NA
	9/14/94	11.46	8.07	<50	14,000	44	28	25	50	NA	800
	12/30/94	9.22	10.31	<50	4,000	12	9	6.8	30	NA	<500
	3/26/95	6.76	12.77	<50	1,000	21	10	7.1	25	NA	2,100
	7/9/95	8.92	10.61	<50	16,000	57	28	25	53	NA	NA
	7/31/98	8.30	11.23	1,700	4,700	1,300	48	140	150	6,600	<5000
	2/11/99	7.91	11.62	2000	25,000	18,000	1,600	1,400	500	28,000	NA
	6/23/99	9.03	10.50	4,900	42,000	11,000	1,100	1,500	2,300	15,000	NA
	12/6/99	10.86	8.67	4,000	44,000	8,900	3,400	1,900	5,100	11,000	NA
	3/16/00	6.93	12.60	700	5,100	2,400	100	280	460	2,700(2)	NA
	6/13/00	8.73	10.80	2,800	17,000	5,300	260	720	790	7,000(2)	NA
	9/29/00	10.18	9.35	5,200*	50,000	11,000	2,900	1,900	4,600	7,200(2)	NA
	3/22/01	8.24	11.29	1,500*	8,600	2,600	750	250	950	3,200(2)	NA
	6/25/01	9.73	9.80	NA	18,000	1,200	1,800	970	3,200	1500(2)	NA
	9/28/01	11.06	8.47	NA	48,000	5,200	6100	2200	8100	4000	NA
	12/26/2001	8.11	11.42	NA	524	216	1.2	8.6	7.4	721	NA
	07/0705	8.69	10.84	NA	1,500	190	15	36	29	1,100	NA
	10/19/2005	10.25	9.28	NA	11,000	2,100	45	370	82	4,600	NA
	1/13/2006	7.09	12.44	NA	5,400	680	37	83	41	3,900	NA
	5/5/2006	6.40	13.13	NA	<25	2	<0.5	<0.5	<0.5	2.2	NA
7/19/2006	8.28	11.25	NA	5,000	836	22.3	107	81.8	1,130	NA	
MW-2	6/3/93	9.54	10.26	<50	<50	5.8	<0.5	<0.5	<0.5	NA	<500
	9/14/94	11.82	7.98	<50	<50	<0.5	<0.5	<0.5	<0.5	NA	<500
	12/30/94	9.46	10.34	<50	160	1.4	1.4	0.8	5	NA	<500
	3/26/95	6.82	12.98	<50	<50	<0.5	<0.5	<0.5	<0.5	NA	<500
	7/9/95	9.22	10.58	NA	NA	NA	NA	NA	NA	NA	NA
	7/31/98	8.56	11.24	220	<50	<0.5	<0.5	<0.5	<0.5	73	<500
	2/11/99	8.12	11.68	<50	<50	<0.5	<0.5	<0.5	<0.5	75	NA
	6/23/99	9.33	10.47	420	<50	<0.5	<0.5	<0.5	<0.5	96	NA
	12/6/99	11.20	8.60	<110	300	28	45	6	37	210	NA
	3/16/00	6.88	12.92	<50	<50	1	<0.5	0.5	1	3	NA
	6/13/00	8.99	10.81	<50	68	0.8	<0.5	<0.5	<0.5	38	NA
	9/29/00	10.40	9.40	<50	67	0.8	0.5	<0.5	1	86(2)	NA
	3/22/01	8.46	11.34	<50	<50	1	0.5	<0.5	1	14	NA
	6/25/01	10.11	9.69	NA	<50	<0.5	<0.5	<0.5	<1.0	13	NA
	9/28/01	11.40	8.40	NA	300	4	6	3	10	130	NA
	12/26/01	8.28	11.52	NA	<50	<0.5	<0.5	<0.5	<1.0	<0.5	ND
	7/7/05	8.99	10.81	NA	<50	<0.5	<0.5	<0.5	<1.0	20	NA
	10/19/2005	10.63	9.17	NA	29	1.4	<0.5 (3)	<0.5	<0.5	19	NA
	1/13/2006	7.15	12.65	NA	<25	<0.5	<0.5	<0.5	<0.5	<1.0	NA
	5/5/2006	6.43	13.37	NA	<25	<0.5	<0.5	<0.5	<0.5	<1.0	NA
7/19/2006	8.57	11.23	NA	<50	<0.5	<0.5	<0.5	<1.5	16.6	NA	
MW-3	6/3/93	9.80	9.99	<50	<50	<0.5	<0.5	<0.5	<0.5	NA	<500
	9/14/94	12.19	7.60	<50	<50	<0.5	<0.5	<0.5	<0.5	NA	<500
	12/30/94	9.72	10.07	<50	<50	<0.5	<0.5	<0.5	<0.5	NA	<500
	3/26/95	6.88	12.91	<50	<50	<0.5	<0.5	<0.5	<0.5	NA	<500
	7/9/95	9.52	10.27	NA	NA	NA	NA	NA	NA	NA	NA
	7/31/98	8.40	11.39	<50	<50	<0.5	<0.5	<0.5	<0.5	<0.5	<5000
	2/11/99	7.77	12.02	<50	<50	<0.5	<0.5	<0.5	<0.5	<0.5	NA
	6/23/99	9.21	10.58	<50	<50	<0.5	<0.5	<0.5	<0.5	3	NA
	12/6/99	11.12	8.67	<110	<50	3	1	<0.5	1	0.6	NA
	3/16/00	6.48	13.31	<50	<50	<0.5	<0.5	<0.5	<1.0	1	NA
	6/13/00	8.76	11.03	<50	490	0.8	<0.5	<0.5	9	2	NA
	9/29/00	10.20	9.59	<50	57	<0.5	<0.5	<0.5	<1.0	<1.0(2)	NA
	3/22/01	8.24	11.55	<50	<50	<0.5	<0.5	<0.5	<1.0	2	NA
	6/25/01	10.04	9.75	NA	<50	<0.5	<0.5	<0.5	<1.0	0.8	NA
	9/28/01	11.34	8.45	NA	91	<0.5	<0.5	<0.5	2	2	NA
	12/26/01	8.01	11.78	NA	<50	<0.5	<0.5	<0.5	<1.0	<0.5	NA
	7/7/05	8.84	10.95	NA	<50	<0.5	<0.5	<0.5	<1.0	<0.5	NA
	10/19/2005	10.58	9.21	NA	<25	<0.5	<0.5 (3)	<0.5	<0.5	<1.0	NA
	1/13/2006	6.85	12.94	NA	<25	<0.5	<0.5	<0.5	<0.5	<1.0	NA
	5/5/2006	6.11	13.68	NA	<25	<0.5	<0.5	<0.5	<0.5	<1.0	NA
7/19/2006	8.41	11.38	NA	<50	<0.5	<0.5	<0.5	<1.5	<0.5	NA	

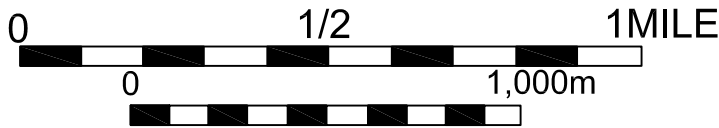
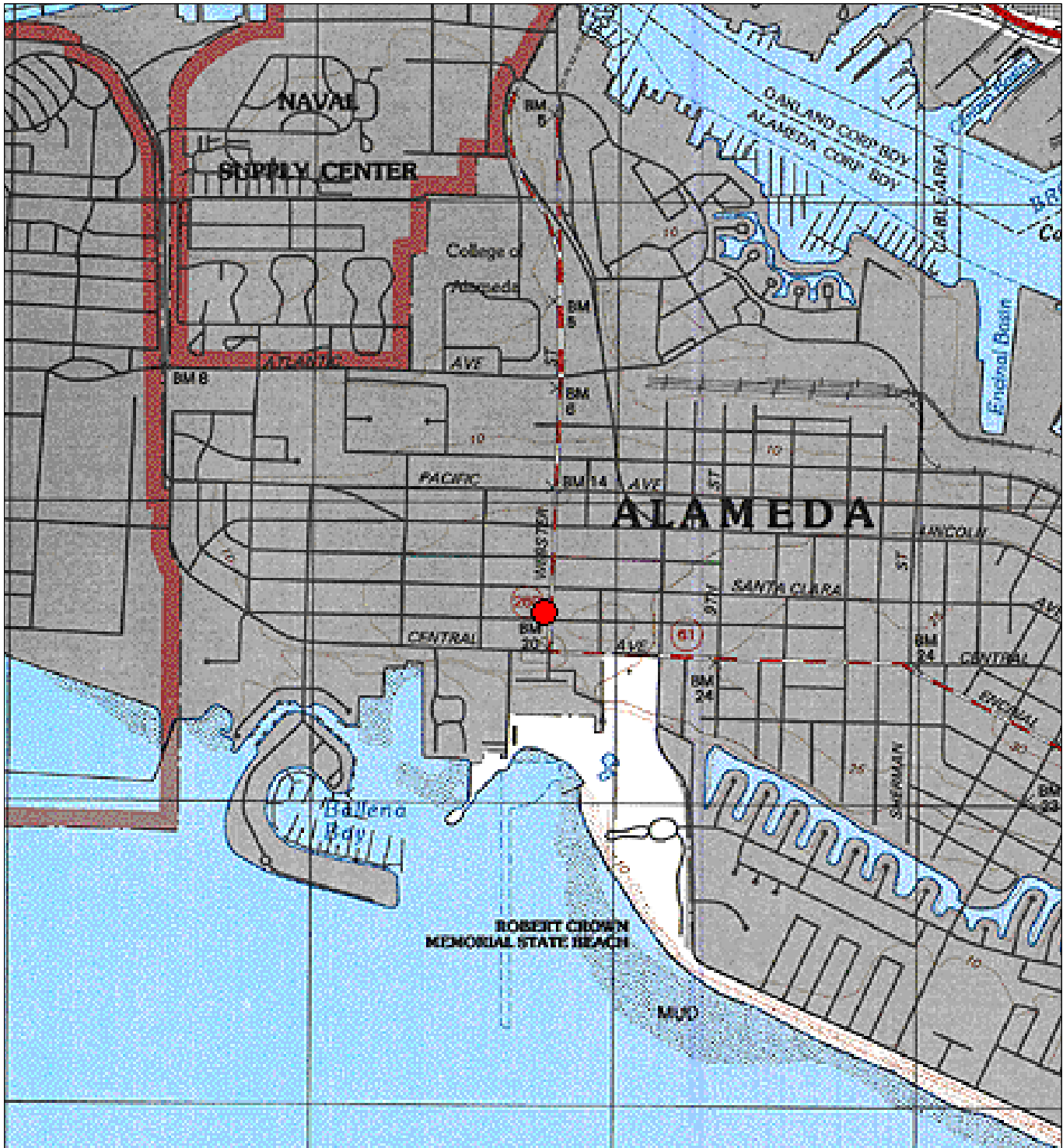
Table
Summary of Groundwater Monitoring Results
Former Olympian Service Station
1435 Webster Street, Alameda CA.

Well ID	Sample Date	Depth to Water (ft)	Groundwater Elevation (ft msl)	TPHd	TPHg	B	T	E	X	MTBE	TRPH	
				Concentrations in parts per billion (ppb)								
MW-4	12/6/99	10.79	8.51	160	<50	3	2	0.6	4	140	NA	
	3/16/00	6.86	12.44	90	<50	0.5	0.5	<0.5	2	34	NA	
	6/13/00	8.18	11.12	<50	56	<0.5	<0.5	<0.5	<1.0	1	NA	
	9/29/00	10.11	9.19	<50	92	0.7	<0.5	<0.5	3	<1.0(2)	NA	
	4/5/01	8.26	11.04	<50	51	<0.5	0.5	<0.5	1	6.0(2)	NA	
	6/25/01	9.68	9.62	NA	<50	<0.5	<0.5	<0.5	<1.0	<0.5	NA	
	9/28/01	10.98	8.32	NA	<50	<0.5	<0.5	<0.5	2	2	NA	
	12/26/01	8.18	11.12	NA	<50	1.6	1.7	1.6	4.4	2.7	NA	
	7/7/05	8.77	10.53	NA	<50	<0.5	<0.5	<0.5	<1.0	<0.5	NA	
	10/19/2005	10.24	9.06	NA	<25	<0.5	<0.5 (3)	<0.5	<0.5	<1.0	NA	
	1/13/2006	(1)	(1)	*****Not sampled*****								
	5/5/2006	(1)	(1)	*****Not sampled*****								
	7/19/2006	8.38	10.92	NA	<50	<0.5	<0.5	<0.5	<0.5	<1.5	<0.5	NA
	MW-5	12/6/99	10.17	8.82	2,800	30,000	2,200	3,300	910	7000	670	NA
3/16/00		6.28	12.71	1,100	3,500	1,100	260	210	6300	260	NA	
6/13/00		7.95	11.04	1,100	6,500	2200	360	360	730	480	NA	
9/29/00		9.54	9.45	700*	3,900	990	120	300	340	390(2)	NA	
3/22/01		7.48	11.51	380*	4,300	780	240	250	530	190	NA	
6/25/01		9.05	9.94	NA	3,100	1000	110	200	320	140	NA	
9/28/01		10.39	8.60	NA	3,000	1200	77	120	170	770	NA	
12/26/01		7.28	11.71	NA	3,240	738	262	218	626	66.4	NA	
8/24/05		7.87	11.12	NA	150	57	3	8	3.9	67	NA	
10/19/2005		9.51	9.48	NA	560	130	3.8	23	9.3	230	NA	
1/13/2006		6.35	12.64	NA	2,300	570	18	120	140	220	NA	
5/5/2006		5.64	13.35	NA	130	35	1.7	7.8	7.4	8	NA	
7/19/2006		7.41	11.58	NA	210	102	1.54	15.8	3.85	27.6	NA	
MW-6		12/6/99	11.46	8.81	110	<50	2	2	0.8	8	1	NA
	3/16/00	8.32	11.95	<50	<50	8	8	5	18	<0.5	NA	
	6/13/00	9.14	11.13	<50	75	0.7	1	0.9	2	0.6	NA	
	9/29/00	10.81	9.46	<50	<50	<0.5	<0.5	<0.5	<1.0	<0.5	NA	
	3/22/01	8.64	11.63	<50	66	0.5	<0.5	<0.5	<1.0	3	NA	
	6/25/01	10.39	9.88	NA	<50	<0.5	<0.5	<0.5	<1.0	4	NA	
	9/28/01	11.70	8.57	NA	63	2	ND	ND	1	3	NA	
	12/26/01	8.40	11.87	NA	<50	<0.5	<0.5	<0.5	1.4	<0.5	NA	
	7/7/05	9.10	11.17	NA	<50	<0.5	<0.5	<0.5	<1.0	<0.5	NA	
	10/19/2005	10.88	9.39	NA	<25	<0.5	<0.5 (3)	<0.5	<0.5	<1.0	NA	
	1/13/2006	7.33	12.94	NA	<25	<0.5	<0.5	<0.5	<0.5	<1.0	NA	
	5/5/2006	6.53	13.74	NA	<25	<0.5	<0.5	<0.5	<0.5	<1.0	NA	
	7/19/2006	8.64	11.63	NA	<50	<0.5	<0.5	<0.5	<0.5	<1.5	<0.5	NA
	ESLs				NA	100	1	40	30	20	5	NA

Abbreviations / Notes

TPHd = Total Petroleum Hydrocarbons as Diesel (EPA Method 8015)
TPHg = Total Petroleum Hydrocarbons as Gasoline by EPA Method 8015; July 2005 by EPA 8260
BTEX = Benzene, Toluene, Ethylbenzene, Xylenes by EPA Method 8020; July 2005 by EPA 8260
MTBE = Methyl tert-butyl Ether by EPA Method 8020; July 2005 by EPA 8260
TRPH = Total Recoverable Petroleum Hydrocarbons
<X = Concentration less than laboratory reporting limit
(1) Well not accessible because of a car obstruction
NA = not analyzed or not available
* Does not match diesel chromatogram pattern
(2) Confirmed by EPA Method 8260
(3) Toluene was detected at concentrations of 1 ppb in sample from well MW-2, 0.74 ppb in sample from well MW-3, 0.9 ppb in sample from well MW-4, and 0.66 ppb in sample from well MW-6. Data were adjusted to non-detect because of the presence of toluene (0.81 ppb) in method blank and the sample results were less than 5 times in the blank (EPA, Laboratory Data Validation Functional Guidelines for Evaluating Organics Analyses, December 1999)
ESLs = Environmental Screening Levels obtained from Table F-1a, assuming groundwater is a current or potential drinking water resource (CARWQCB, Interim Final, February 2005).
February 2005).

FIGURES



● Site Location

Map By: TOPO!

Date: 08/03/2006

Drafted By: LC

Former Olympian Service Station
 1435 Webster Street
 Alameda, California

TEC
 ACCUTITE

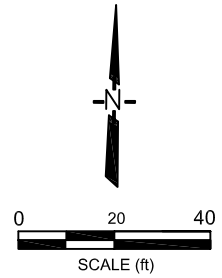
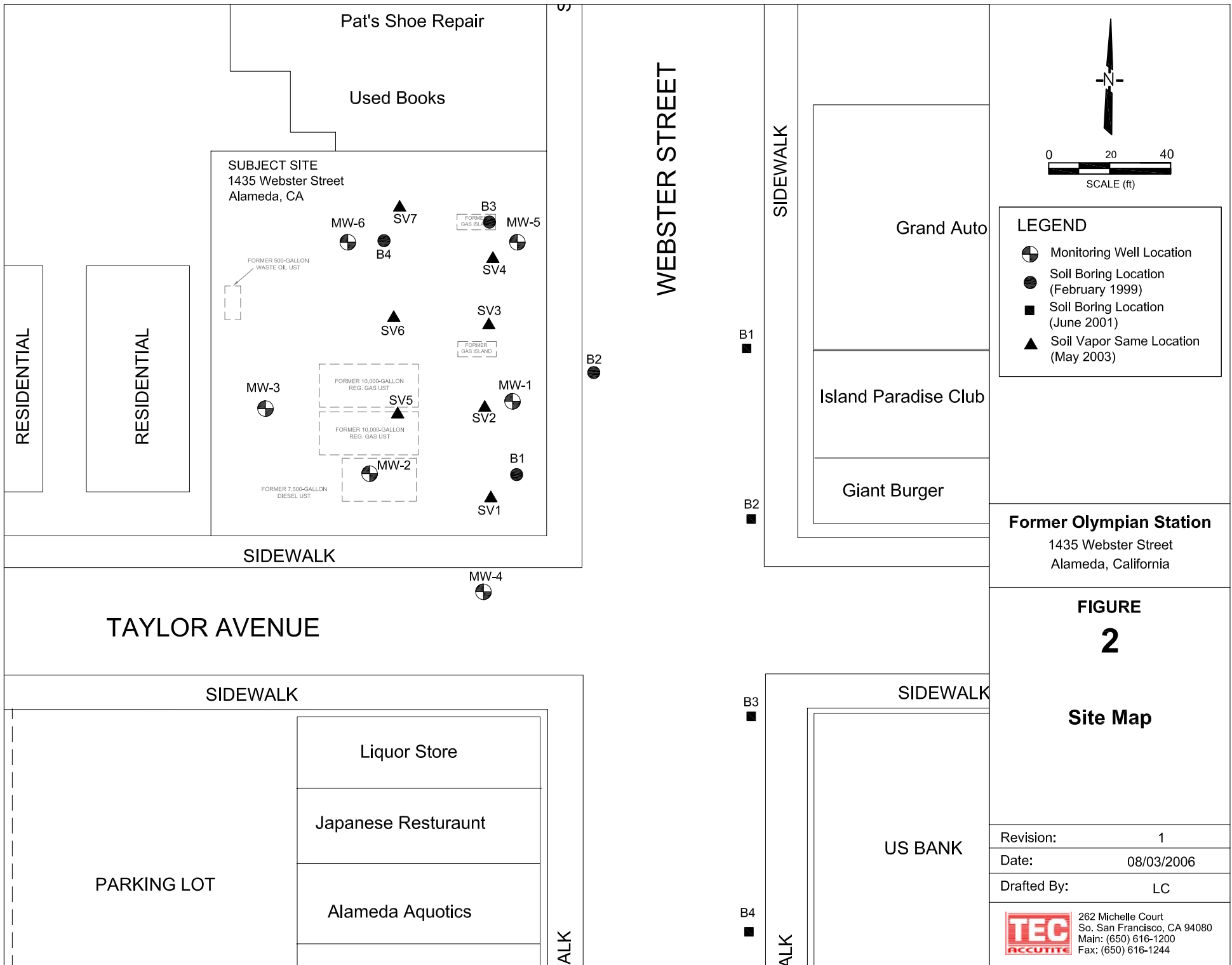
262 Michelle Court
 So. San Francisco, CA 94080
 Main: (650) 616-1200
 Fax: (650) 616-1244

FIGURE

1

TITLE

Vicinity Map



LEGEND

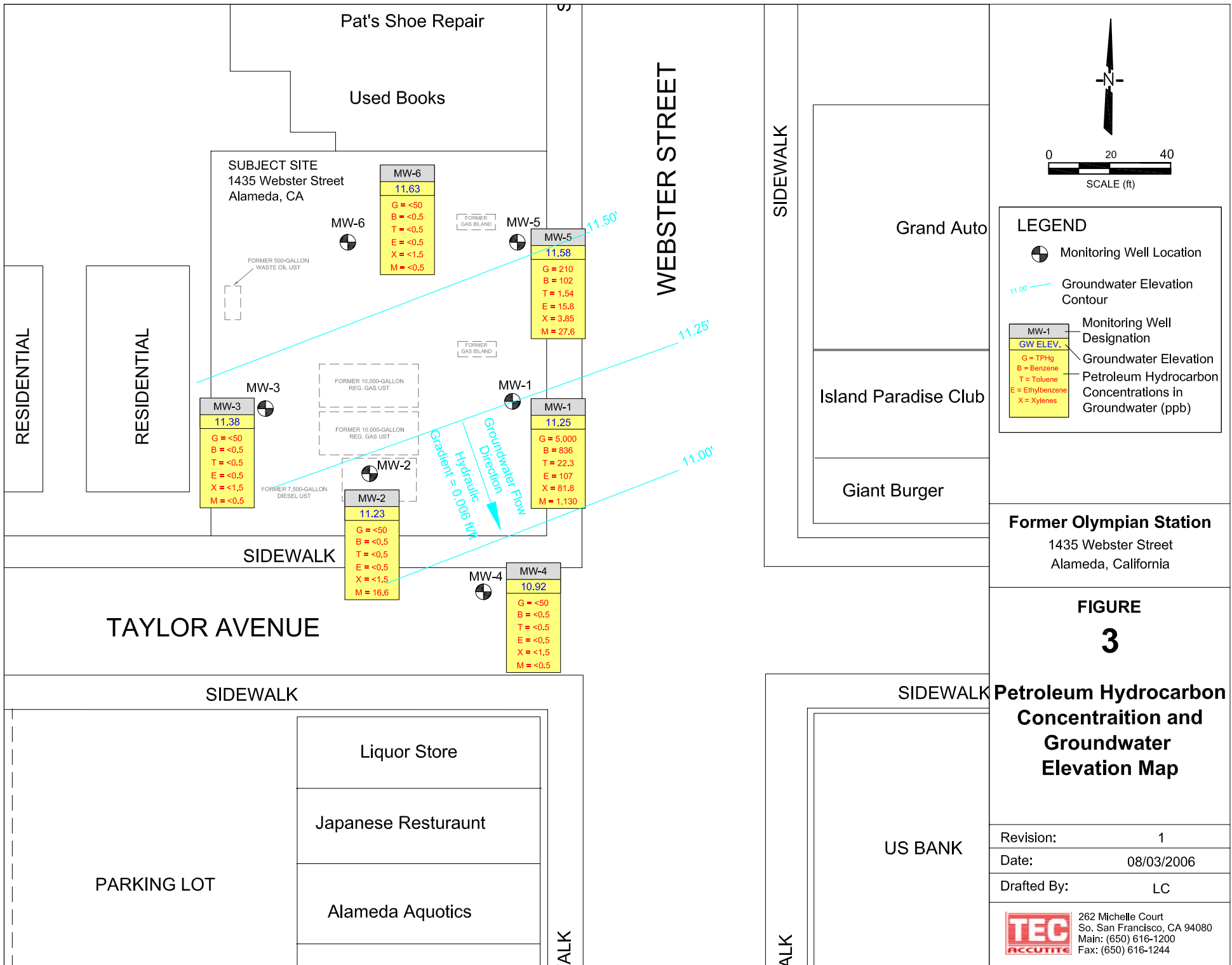
- Monitoring Well Location
- Soil Boring Location (February 1999)
- Soil Boring Location (June 2001)
- Soil Vapor Same Location (May 2003)

Former Olympian Station
1435 Webster Street
Alameda, California

FIGURE 2
Site Map

Revision:	1
Date:	08/03/2006
Drafted By:	LC

TEC 262 Michelle Court
So. San Francisco, CA 94080
Main: (650) 616-1200
Fax: (650) 616-1244



Revision:	1
Date:	08/03/2006
Drafted By:	LC

TEC ACCUTITE
262 Michelle Court
So. San Francisco, CA 94080
Main: (650) 616-1200
Fax: (650) 616-1244

ATTACHMENT A
WELL SAMPLING LOGS

**TEC Accutite
Water Sample Field Data Sheet**

Project #: 1435 Webster Purged By: A.M. Well I.D.: MW-1
 Client Name: Olympian Sampled By: A.M. Sample I.D.: MW-1
 Location: Alameda QA Samples: _____

Date Purged 7/19/06 Start (2400hr) 1129 End (2400hr) 1135
 Date Sampled _____ Sample Time (2400hr) 1440
 Sample Type: Groundwater Other: _____

Casing Diameter 2" 3" _____ 4" _____ 5" _____ 6" _____ 8" _____ Other _____

Depth to Bottom (feet) = 22.74 Depth to Water (feet) = 8.28
 DTB-DTW = 14.46 Purge (gal) = 2.45 x 3 (volumes) = 7.35 gal

Field Measurements

Date (mm/dd/yy)	Time (2400hr)	Volume (gal)	Temp. (degrees C)	Conductivity (µmhos/cm)	pH (units)	Color (visual)	Turbidity (NTU)	D.O. (mg/l)	Depth (ft)
<u>7/19/06</u>	<u>1131</u>	<u>2.45</u>	<u>21.0</u>	<u>147.8</u>	<u>6.64</u>	<u>Clear</u>	<u>low</u>	<u>-</u>	<u>11.73</u>
<u>↓</u>	<u>1133</u>	<u>4.90</u>	<u>20.4</u>	<u>146.6</u>	<u>6.61</u>	<u>↓</u>	<u>↓</u>	<u>-</u>	<u>13.23</u>
<u>↓</u>	<u>1135</u>	<u>7.35</u>	<u>20.0</u>	<u>147.5</u>	<u>6.61</u>	<u>↓</u>	<u>↓</u>	<u>-</u>	<u>14.31</u>

Sample Information

Sample Depth to Water: 8.28 Sample Turbidity: low

Odor: None Analysis: 2260 TPH, BTEX Fuel Oxys
 Sample Vessel/Preservative: 3 VOA w/HCL

Purging Equipment

Bladder Pump Bailer (Teflon)
 Centrifugal Pump Bailer (PVC or Disposable)
 Submersible Pump Bailer (Stainless Steel)
 Peristaltic Pump Dedicated _____

Other: _____

Pump Depth: 18 FT

Sampling Equipment

Bladder Pump Bailer (Teflon)
 Centrifugal Pump Bailer (PVC or disposable)
 Submersible Pump Bailer (Stainless Steel)
 Peristaltic Pump Dedicated _____

Other: _____

Well Integrity: Good Lock #: _____

NOTE: To Convert water column height to total amount of gallons in one well volume, multiply the water column height by A

Well Diameter	A
2"	0.17
4"	0.65
6"	1.47
8"	2.62

Signature: Anthony Meltzer Page 1 of 1

**TEC Accutite
Water Sample Field Data Sheet**

Project #: 1435 Webster Purged By: A.M. Well I.D.: MW-2
 Client Name: Olympian Sampled By: A.M. Sample I.D.: MW-2
 Location: Alameda QA Samples: —

Date Purged 7/19/06 Start (2400hr) 1041 End (2400hr) 1047
 Date Sampled ↓ Sample Time (2400hr) 1425
 Sample Type: Groundwater Other: —

Casing Diameter 2" 3" — 4" — 5" — 6" — 8" — Other —

Depth to Bottom (feet) = 19.11 Depth to Water (feet) = 8.57
 DTB-DTW = 10.54 Purge (gal) = 1.80 x 3 (volumes) = 5.40 gal

Field Measurements

Date (mm/dd/yy)	Time (2400hr)	Volume (gal)	Temp. (degrees C)	Conductivity (µmhos/cm)	pH (units)	Color (visual)	Turbidity (NTU)	D.O. (mg/l)	Depth (ft)
<u>7/19/06</u>	<u>1043</u>	<u>1.80</u>	<u>20.5</u>	<u>172.1u</u>	<u>6.53</u>	<u>Clear</u>	<u>low</u>	<u>—</u>	<u>11.80</u>
<u>↓</u>	<u>1045</u>	<u>3.60</u>	<u>20.0</u>	<u>174.3u</u>	<u>6.67</u>	<u>↓</u>	<u>↓</u>	<u>—</u>	<u>12.87</u>
<u>↓</u>	<u>1047</u>	<u>5.40</u>	<u>19.8</u>	<u>173.7u</u>	<u>6.82</u>	<u>↓</u>	<u>↓</u>	<u>—</u>	<u>13.41</u>

Sample Information

Sample Depth to Water: 8.57 Sample Turbidity: low

Odor: None Analysis: 8260 TPHg BTEX Fuel OXYS
 Sample Vessel/Preservative: 3 VOA w/HCL

Purging Equipment

Bladder Pump Bailer (Teflon)
 Centrifugal Pump Bailer (PVC or Disposable)
 Submersible Pump Bailer (Stainless Steel)
 Peristaltic Pump Dedicated —

Other: —
 Pump Depth: 15 ft

Sampling Equipment

Bladder Pump Bailer (Teflon)
 Centrifugal Pump Bailer (PVC or disposable)
 Submersible Pump Bailer (Stainless Steel)
 Peristaltic Pump Dedicated —

Other: —

Well Integrity: Good Lock #: —

NOTE: To Convert water column height to total amount of gallons in one well volume, multiply the water column height by A

Well Diameter	A
2"	0.17
4"	0.65
6"	1.47
8"	2.62

Signature: Anthony McElroy Page 1 of 1

**TEC Accutite
Water Sample Field Data Sheet**

Project #: 1435 Webster Purged By: A.M. Well I.D.: MW-3
 Client Name: Olympian Sampled By: A.M. Sample I.D.: MW-3
 Location: Alameda QA Samples: —

Date Purged 7/19/06 Start (2400hr) 1023 End (2400hr) 1029
 Date Sampled _____ Sample Time (2400hr) 1415
 Sample Type: Groundwater Other: _____

Casing Diameter 2" 3" _____ 4" _____ 5" _____ 6" _____ 8" _____ Other _____

Depth to Bottom (feet) = 21.91 Depth to Water (feet) = 8.41
 DTB-DTW = 13.5 Purge (gal) = 2.29 x 3 (volumes) = 6.88 gal

Field Measurements

Date (mm/dd/yy)	Time (2400hr)	Volume (gal)	Temp. (degrees C)	Conductivity (µmhos/cm)	pH (units)	Color (visual)	Turbidity (NTU)	D.O. (mg/l)	Depth (ft)
<u>7/19/06</u>	<u>1025</u>	<u>2.29</u>	<u>20.7</u>	<u>273_m</u>	<u>6.86</u>	<u>Brn</u>	<u>Mod</u>	<u>—</u>	<u>10.25</u>
<u>↓</u>	<u>1027</u>	<u>4.58</u>	<u>20.5</u>	<u>20.0_u</u>	<u>6.77</u>	<u>Clear</u>	<u>low</u>	<u>—</u>	<u>10.80</u>
<u>↓</u>	<u>1029</u>	<u>6.88</u>	<u>19.9</u>	<u>18.5_u</u>	<u>6.71</u>	<u>↓</u>	<u>↓</u>	<u>—</u>	<u>11.26</u>

Sample Information

Sample Depth to Water: 8.41 Sample Turbidity: low

Odor: None Analysis: 2260 TPAg BTEX Fuel OXYS
 Sample Vessel/Preservative: 3 VOA w/HCL

Purging Equipment

Bladder Pump Bailer (Teflon)
 Centrifugal Pump Bailer (PVC or Disposable)
 Submersible Pump Bailer (Stainless Steel)
 Peristaltic Pump Dedicated _____

Other: _____
 Pump Depth: 17 ft

Sampling Equipment

Bladder Pump Bailer (Teflon)
 Centrifugal Pump Bailer (PVC or disposable)
 Submersible Pump Bailer (Stainless Steel)
 Peristaltic Pump Dedicated _____

Other: _____

Well Integrity: Good Lock #: _____

NOTE: To Convert water column height to total amount of gallons in one well volume, multiply the water column height by A

Well Diameter	A
2"	0.17
4"	0.65
6"	1.47
8"	2.62

Signature: Anthony Matijevic

**TEC Accutite
Water Sample Field Data Sheet**

Project #: 1435 Webster Purged By: A.M. Well I.D.: MW-4
 Client Name: Olympian Sampled By: A.M. Sample I.D.: MW-4
 Location: Alameda QA Samples: —

Date Purged 7/19/06 Start (2400hr) 1104 End (2400hr) 1107
 Date Sampled ↓ Sample Time (2400hr) 1430
 Sample Type: Groundwater Other: _____

Casing Diameter 2" 3" _____ 4" _____ 5" _____ 6" _____ 8" _____ Other _____

Depth to Bottom (feet) = 17.55 Depth to Water (feet) = 8.38
 DTB-DTW = 9.17 Purge (gal) = 1.55 x 3 (volumes) = 4.65 gal

Field Measurements

Date (mm/dd/yy)	Time (2400hr)	Volume (gal)	Temp. (degrees C)	Conductivity (µmhos/cm)	pH (units)	Color (visual)	Turbidity (NTU)	D.O. (mg/l)	Depth (ft)
<u>7/19/06</u>	<u>1105</u>	<u>1.55</u>	<u>19.6</u>	<u>119.0</u>	<u>6.96</u>	<u>Clr</u>	<u>low</u>	<u>—</u>	<u>15.0</u>
<u>↓</u>	<u>1106</u>	<u>3.10</u>	<u>19.8</u>	<u>118.5</u>	<u>6.70</u>	<u>↓</u>	<u>↓</u>	<u>—</u>	
<u>↓</u>	<u>1107</u>	<u>well</u>	<u>went</u>			<u>Dry</u>			

Sample Information

Sample Depth to Water: 8.38 Sample Turbidity: low

Odor: None Analysis: 2260 TPHg BTEX Fuel olys
 Sample Vessel/Preservative: 3 VOA w/HCL

Purging Equipment

- Bladder Pump
- Centrifugal Pump
- Submersible Pump
- Peristaltic Pump
- Bailer (Teflon)
- Bailer (PVC or Disposable)
- Bailer (Stainless Steel)
- Dedicated

Other: _____
 Pump Depth: 14 ft

Sampling Equipment

- Bladder Pump
- Centrifugal Pump
- Submersible Pump
- Peristaltic Pump
- Bailer (Teflon)
- Bailer (PVC or disposable)
- Bailer (Stainless Steel)
- Dedicated

Other: _____

Well Integrity: Good Lock #: _____

NOTE: To Convert water column height to total amount of gallons in one well volume, multiply the water column height by A

Well Diameter	A
2"	0.17
4"	0.65
6"	1.47
8"	2.62

Signature: Anthony M. [Signature]

**TEC Accutite
Water Sample Field Data Sheet**

Project #: 1435 webster Purged By: A.M. Well I.D.: MW-5
 Client Name: Olympian Sampled By: A.M. Sample I.D.: MW-5
 Location: Alameda QA Samples: —

Date Purged 7/19/06 Start (2400hr) 1204 End (2400hr) 1207
 Date Sampled _____ Sample Time (2400hr) 1450
 Sample Type: Groundwater Other: _____

Casing Diameter 2" 3" _____ 4" _____ 5" _____ 6" _____ 8" _____ Other _____

Depth to Bottom (feet) = 18.36 Depth to Water (feet) = 7.41
 DTB-DTW = 10.95 Purge (gal) = 1.86 x 3 (volumes) = 5.58 gal

Field Measurements

Date (mm/dd/yy)	Time (2400hr)	Volume (gal)	Temp. (degrees C)	Conductivity (µmhos/cm)	pH (units)	Color (visual)	Turbidity (NTU)	D.O. (mg/l)	Depth (ft)
<u>7/19/06</u>	<u>1205</u>	<u>1.86</u>	<u>21.5</u>	<u>815</u>	<u>6.38</u>	<u>Clear</u>	<u>low</u>	<u>—</u>	<u>15.67</u>
	<u>1206</u>	<u>3.72</u>	<u>21.6</u>	<u>320</u>	<u>6.50</u>	<u>↓</u>	<u>↓</u>	<u>—</u>	<u>18.21</u>
	<u>1207</u>	<u>~4 well</u>	<u>went</u>	<u>went</u>		<u>Dry</u>			

Sample Information

Sample Depth to Water: 7.41 Sample Turbidity: low

Odor: slight hint of petroleum hydrocarbons Analysis: 8260 TPHg BTEX Fuel OXYS
 Sample Vessel/Preservative: 3 VOA w/HCL

Purging Equipment

Bladder Pump Bailer (Teflon)
 Centrifugal Pump Bailer (PVC or Disposable)
 Submersible Pump Bailer (Stainless Steel)
 Peristaltic Pump Dedicated _____

Other: _____
 Pump Depth: 14 ft

Sampling Equipment

Bladder Pump Bailer (Teflon)
 Centrifugal Pump Bailer (PVC or disposable)
 Submersible Pump Bailer (Stainless Steel)
 Peristaltic Pump Dedicated _____

Other: _____

Well Integrity: Good Lock #: _____

NOTE: To Convert water column height to total amount of gallons in one well volume, multiply the water column height by A

Well Diameter	A
2"	0.17
4"	0.65
6"	1.47
8"	2.62

Signature: _____

Anthony Maffei

Page 1 of 1

**TEC Accutite
Water Sample Field Data Sheet**

Project #: 1435 Webster Purged By: A.M. Well I.D.: MW-6
 Client Name: Olympian Sampled By: A.M. Sample I.D.: MW-6
 Location: Alameda QA Samples: MS/MSD

Date Purged 7/19/06 Start (2400hr) 0958 End (2400hr) 1009
 Date Sampled ↓ Sample Time (2400hr) 1400
 Sample Type: Groundwater Other: _____

Casing Diameter 2" 3" _____ 4" _____ 5" _____ 6" _____ 8" _____ Other _____

Depth to Bottom (feet) = 19.39 Depth to Water (feet) = 8.64
 DTB-DTW = 10.75 Purge (gal) = 1.82 x 3 (volumes) = 5.48 gal

Field Measurements

Date (mm/dd/yy)	Time (2400hr)	Volume (gal)	Temp. (degrees C)	Conductivity (µmhos/cm)	pH (units)	Color (visual)	Turbidity (NTU)	D.O. (mg/l)	Depth (ft)
<u>7/19/06</u>	<u>1000</u>	<u>1.82</u>	<u>21.6</u>	<u>336</u>	<u>6.64</u>	<u>Clear</u>	<u>low</u>	<u>-</u>	<u>11.65</u>
<u>↓</u>	<u>1002</u>	<u>3.64</u>	<u>20.9</u>	<u>286</u>	<u>6.85</u>	<u>↓</u>	<u>↓</u>	<u>-</u>	<u>12.10</u>
<u>↓</u>	<u>1004</u>	<u>5.48</u>	<u>20.7</u>	<u>267</u>	<u>6.54</u>	<u>↓</u>	<u>↓</u>	<u>-</u>	<u>12.75</u>

Sample Information

Sample Depth to Water: 8.64 Sample Turbidity: low

Odor: None Analysis: 8060 TPHg BTEX Fuel Oxys
 Sample Vessel/Preservative: 9 VOA w/HCL

Purging Equipment

Bladder Pump Bailer (Teflon)
 Centrifugal Pump Bailer (PVC or Disposable)
 Submersible Pump Bailer (Stainless Steel)
 Peristaltic Pump Dedicated _____

Other: _____
 Pump Depth: 15 ft

Sampling Equipment

Bladder Pump Bailer (Teflon)
 Centrifugal Pump Bailer (PVC or disposable)
 Submersible Pump Bailer (Stainless Steel)
 Peristaltic Pump Dedicated _____

Other: _____

Well Integrity: Good Lock #: _____

NOTE: To Convert water column height to total amount of gallons in one well volume, multiply the water column height by A

Well Diameter	A
2"	0.17
4"	0.65
6"	1.47
8"	2.62

Signature: _____

Anthony M. [Signature]

Page 1 of 1

ATTACHMENT B

LABORATORY REPORT AND CHAIN-OF-CUSTODY DOCUMENTATION



TORRENT LABORATORY, INC.

483 Sinclair Frontage Rd. • Milpitas, CA 95035 • Ph: (408) 263-5258 • Fax: (408) 263-8293

www.torrentlab.com

July 27, 2006

Shawn Vaughn
TEC Accutite
262 Michelle Ct
South San Francisco, CA 94080
TEL: 650-616-1233
FAX 650-616-1244

RE: 11947

Order No.: 0607122

Dear Shawn Vaughn:

Torrent Laboratory, Inc. received 6 samples on 7/20/2006 for the analyses presented in the following report.

All data for associated QC met EPA or laboratory specification(s) except where noted in the case narrative.

Torrent Laboratory, Inc. is certified by the State of California, ELAP #1991. If you have any questions regarding these tests results, please feel free to contact the Project Management Team at (408)263-5258;ext: 204.

Sincerely,


Laboratory Director

7/27/06
Date

Patti Sandrock
QA Officer



TORRENT LABORATORY, INC.

483 Sinclair Frontage Road • Milpitas, CA • Phone: (408) 263-5258 • Fax: (408) 263-8293

Visit us at www.torrentlab.com email: analysis@torrentlab.com

Report prepared for: Shawn Vaughn
TEC Accutite

Date Received: 7/20/2006
Date Reported: 7/27/2006

Client Sample ID: MW-1
Sample Location: 1435 Webster
Sample Matrix: GROUNDWATER
Date/Time Sampled 7/19/2006 2:40:00 PM

Lab Sample ID: 0607122-001
Date Prepared: 7/26/2006

Parameters	Analysis Method	Date Analyzed	RL	Dilution Factor	MRL	Result	Units	Analytical Batch
TPH (Gasoline)	GC-MS	7/26/2006	50	8.4	420	5000	µg/L	R10166
Surr: Toluene-d8	GC-MS	7/26/2006	0	8.4	65-135	82.5	%REC	R10166
1,2-Dibromoethane (EDB)	SW8260B	7/26/2006	0.5	8.4	4.20	ND	µg/L	R10166
1,2-Dichloroethane (EDC)	SW8260B	7/26/2006	0.5	8.4	4.20	54.1	µg/L	R10166
Benzene	SW8260B	7/26/2006	0.5	42	21.0	836	µg/L	R10166
Ethanol	SW8260B	7/26/2006	100	8.4	840	ND	µg/L	R10166
Ethyl tert-butyl ether (ETBE)	SW8260B	7/26/2006	0.5	8.4	4.20	ND	µg/L	R10166
Ethylbenzene	SW8260B	7/26/2006	0.5	8.4	4.20	107	µg/L	R10166
Isopropyl ether (DIPE)	SW8260B	7/26/2006	0.5	8.4	4.20	ND	µg/L	R10166
Methyl tert-butyl ether (MTBE)	SW8260B	7/26/2006	0.5	42	21.0	1130	µg/L	R10166
t-Butyl alcohol (t-Butanol)	SW8260B	7/26/2006	10	8.4	84.0	ND	µg/L	R10166
tert-Amyl methyl ether (TAME)	SW8260B	7/26/2006	0.5	8.4	4.20	ND	µg/L	R10166
Toluene	SW8260B	7/26/2006	0.5	8.4	4.20	22.3	µg/L	R10166
Xylenes, Total	SW8260B	7/26/2006	1.5	8.4	12.6	81.8	µg/L	R10166
Surr: Dibromofluoromethane	SW8260B	7/26/2006	0	8.4	61.2-131	110	%REC	R10166
Surr: Dibromofluoromethane	SW8260B	7/26/2006	0	42	61.2-131	117	%REC	R10166
Surr: 4-Bromofluorobenzene	SW8260B	7/26/2006	0	8.4	64.1-125	103	%REC	R10166
Surr: 4-Bromofluorobenzene	SW8260B	7/26/2006	0	42	64.1-125	101	%REC	R10166
Surr: Toluene-d8	SW8260B	7/26/2006	0	8.4	75.1-127	103	%REC	R10166
Surr: Toluene-d8	SW8260B	7/26/2006	0	42	75.1-127	103	%REC	R10166

Report prepared for: Shawn Vaughn
TEC Accutite

Date Received: 7/20/2006

Date Reported: 7/27/2006

Client Sample ID: MW-2
Sample Location: 1435 Webster
Sample Matrix: GROUNDWATER
Date/Time Sampled 7/19/2006 2:25:00 PM

Lab Sample ID: 0607122-002

Date Prepared: 7/26/2006

Parameters	Analysis Method	Date Analyzed	RL	Dilution Factor	MRL	Result	Units	Analytical Batch
TPH (Gasoline)	GC-MS	7/26/2006	50	1	50	ND	µg/L	R10166
Surr: Toluene-d8	GC-MS	7/26/2006	0	1	65-135	72.9	%REC	R10166
1,2-Dibromoethane (EDB)	SW8260B	7/26/2006	0.5	1	0.500	ND	µg/L	R10166
1,2-Dichloroethane (EDC)	SW8260B	7/26/2006	0.5	1	0.500	1.24	µg/L	R10166
Benzene	SW8260B	7/26/2006	0.5	1	0.500	ND	µg/L	R10166
Ethanol	SW8260B	7/26/2006	100	1	100	ND	µg/L	R10166
Ethyl tert-butyl ether (ETBE)	SW8260B	7/26/2006	0.5	1	0.500	ND	µg/L	R10166
Ethylbenzene	SW8260B	7/26/2006	0.5	1	0.500	ND	µg/L	R10166
Isopropyl ether (DIPE)	SW8260B	7/26/2006	0.5	1	0.500	ND	µg/L	R10166
Methyl tert-butyl ether (MTBE)	SW8260B	7/26/2006	0.5	1	0.500	16.6	µg/L	R10166
t-Butyl alcohol (t-Butanol)	SW8260B	7/26/2006	10	1	10.0	ND	µg/L	R10166
tert-Amyl methyl ether (TAME)	SW8260B	7/26/2006	0.5	1	0.500	ND	µg/L	R10166
Toluene	SW8260B	7/26/2006	0.5	1	0.500	ND	µg/L	R10166
Xylenes, Total	SW8260B	7/26/2006	1.5	1	1.50	ND	µg/L	R10166
Surr: Dibromofluoromethane	SW8260B	7/26/2006	0	1	61.2-131	102	%REC	R10166
Surr: 4-Bromofluorobenzene	SW8260B	7/26/2006	0	1	64.1-125	100	%REC	R10166
Surr: Toluene-d8	SW8260B	7/26/2006	0	1	75.1-127	103	%REC	R10166

Client Sample ID: MW-3
Sample Location: 1435 Webster
Sample Matrix: GROUNDWATER
Date/Time Sampled 7/19/2006 2:15:00 PM

Lab Sample ID: 0607122-003

Date Prepared: 7/26/2006

Parameters	Analysis Method	Date Analyzed	RL	Dilution Factor	MRL	Result	Units	Analytical Batch
TPH (Gasoline)	GC-MS	7/26/2006	50	1	50	ND	µg/L	R10166
Surr: Toluene-d8	GC-MS	7/26/2006	0	1	65-135	77.7	%REC	R10166
1,2-Dibromoethane (EDB)	SW8260B	7/26/2006	0.5	1	0.500	ND	µg/L	R10166
1,2-Dichloroethane (EDC)	SW8260B	7/26/2006	0.5	1	0.500	ND	µg/L	R10166
Benzene	SW8260B	7/26/2006	0.5	1	0.500	ND	µg/L	R10166
Ethanol	SW8260B	7/26/2006	100	1	100	ND	µg/L	R10166
Ethyl tert-butyl ether (ETBE)	SW8260B	7/26/2006	0.5	1	0.500	ND	µg/L	R10166
Ethylbenzene	SW8260B	7/26/2006	0.5	1	0.500	ND	µg/L	R10166
Isopropyl ether (DIPE)	SW8260B	7/26/2006	0.5	1	0.500	ND	µg/L	R10166
Methyl tert-butyl ether (MTBE)	SW8260B	7/26/2006	0.5	1	0.500	ND	µg/L	R10166
t-Butyl alcohol (t-Butanol)	SW8260B	7/26/2006	10	1	10.0	ND	µg/L	R10166
tert-Amyl methyl ether (TAME)	SW8260B	7/26/2006	0.5	1	0.500	ND	µg/L	R10166
Toluene	SW8260B	7/26/2006	0.5	1	0.500	ND	µg/L	R10166
Xylenes, Total	SW8260B	7/26/2006	1.5	1	1.50	ND	µg/L	R10166
Surr: Dibromofluoromethane	SW8260B	7/26/2006	0	1	61.2-131	96.6	%REC	R10166
Surr: 4-Bromofluorobenzene	SW8260B	7/26/2006	0	1	64.1-125	102	%REC	R10166
Surr: Toluene-d8	SW8260B	7/26/2006	0	1	75.1-127	103	%REC	R10166

Report prepared for: Shawn Vaughn
TEC Accutite

Date Received: 7/20/2006

Date Reported: 7/27/2006

Client Sample ID: MW-4
Sample Location: 1435 Webster
Sample Matrix: GROUNDWATER
Date/Time Sampled 7/19/2006 2:30:00 PM

Lab Sample ID: 0607122-004

Date Prepared: 7/26/2006

Parameters	Analysis Method	Date Analyzed	RL	Dilution Factor	MRL	Result	Units	Analytical Batch
TPH (Gasoline)	GC-MS	7/26/2006	50	1	50	ND	µg/L	R10166
Surr: Toluene-d8	GC-MS	7/26/2006	0	1	65-135	82.0	%REC	R10166
1,2-Dibromoethane (EDB)	SW8260B	7/26/2006	0.5	1	0.500	ND	µg/L	R10166
1,2-Dichloroethane (EDC)	SW8260B	7/26/2006	0.5	1	0.500	ND	µg/L	R10166
Benzene	SW8260B	7/26/2006	0.5	1	0.500	ND	µg/L	R10166
Ethanol	SW8260B	7/26/2006	100	1	100	ND	µg/L	R10166
Ethyl tert-butyl ether (ETBE)	SW8260B	7/26/2006	0.5	1	0.500	ND	µg/L	R10166
Ethylbenzene	SW8260B	7/26/2006	0.5	1	0.500	ND	µg/L	R10166
Isopropyl ether (DIPE)	SW8260B	7/26/2006	0.5	1	0.500	ND	µg/L	R10166
Methyl tert-butyl ether (MTBE)	SW8260B	7/26/2006	0.5	1	0.500	ND	µg/L	R10166
t-Butyl alcohol (t-Butanol)	SW8260B	7/26/2006	10	1	10.0	ND	µg/L	R10166
tert-Amyl methyl ether (TAME)	SW8260B	7/26/2006	0.5	1	0.500	ND	µg/L	R10166
Toluene	SW8260B	7/26/2006	0.5	1	0.500	ND	µg/L	R10166
Xylenes, Total	SW8260B	7/26/2006	1.5	1	1.50	ND	µg/L	R10166
Surr: Dibromofluoromethane	SW8260B	7/26/2006	0	1	61.2-131	102	%REC	R10166
Surr: 4-Bromofluorobenzene	SW8260B	7/26/2006	0	1	64.1-125	104	%REC	R10166
Surr: Toluene-d8	SW8260B	7/26/2006	0	1	75.1-127	101	%REC	R10166

Report prepared for: Shawn Vaughn
TEC Accutite

Date Received: 7/20/2006

Date Reported: 7/27/2006

Client Sample ID: MW-5
Sample Location: 1435 Webster
Sample Matrix: GROUNDWATER
Date/Time Sampled 7/19/2006 2:50:00 PM

Lab Sample ID: 0607122-005

Date Prepared: 7/26/2006

Parameters	Analysis Method	Date Analyzed	RL	Dilution Factor	MRL	Result	Units	Analytical Batch
TPH (Gasoline)	GC-MS	7/26/2006	50	1	50	210	µg/L	R10166
Surr: Toluene-d8	GC-MS	7/26/2006	0	1	65-135	68.3	%REC	R10166
1,2-Dibromoethane (EDB)	SW8260B	7/26/2006	0.5	1	0.500	ND	µg/L	R10166
1,2-Dichloroethane (EDC)	SW8260B	7/26/2006	0.5	1	0.500	2.06	µg/L	R10166
Benzene	SW8260B	7/26/2006	0.5	1	0.500	102	µg/L	R10166
Ethanol	SW8260B	7/26/2006	100	1	100	ND	µg/L	R10166
Ethyl tert-butyl ether (ETBE)	SW8260B	7/26/2006	0.5	1	0.500	ND	µg/L	R10166
Ethylbenzene	SW8260B	7/26/2006	0.5	1	0.500	15.8	µg/L	R10166
Isopropyl ether (DIPE)	SW8260B	7/26/2006	0.5	1	0.500	ND	µg/L	R10166
Methyl tert-butyl ether (MTBE)	SW8260B	7/26/2006	0.5	1	0.500	27.6	µg/L	R10166
t-Butyl alcohol (t-Butanol)	SW8260B	7/26/2006	10	1	10.0	ND	µg/L	R10166
tert-Amyl methyl ether (TAME)	SW8260B	7/26/2006	0.5	1	0.500	ND	µg/L	R10166
Toluene	SW8260B	7/26/2006	0.5	1	0.500	1.54	µg/L	R10166
Xylenes, Total	SW8260B	7/26/2006	1.5	1	1.50	3.85	µg/L	R10166
Surr: Dibromofluoromethane	SW8260B	7/26/2006	0	1	61.2-131	122	%REC	R10166
Surr: 4-Bromofluorobenzene	SW8260B	7/26/2006	0	1	64.1-125	103	%REC	R10166
Surr: Toluene-d8	SW8260B	7/26/2006	0	1	75.1-127	102	%REC	R10166

Client Sample ID: MW-6
Sample Location: 1435 Webster
Sample Matrix: GROUNDWATER
Date/Time Sampled 7/19/2006 2:00:00 PM

Lab Sample ID: 0607122-006

Date Prepared: 7/26/2006

Parameters	Analysis Method	Date Analyzed	RL	Dilution Factor	MRL	Result	Units	Analytical Batch
TPH (Gasoline)	GC-MS	7/26/2006	50	1	50	ND	µg/L	R10166
Surr: Toluene-d8	GC-MS	7/26/2006	0	1	65-135	76.6	%REC	R10166
1,2-Dibromoethane (EDB)	SW8260B	7/26/2006	0.5	1	0.500	ND	µg/L	R10166
1,2-Dichloroethane (EDC)	SW8260B	7/26/2006	0.5	1	0.500	ND	µg/L	R10166
Benzene	SW8260B	7/26/2006	0.5	1	0.500	ND	µg/L	R10166
Ethanol	SW8260B	7/26/2006	100	1	100	ND	µg/L	R10166
Ethyl tert-butyl ether (ETBE)	SW8260B	7/26/2006	0.5	1	0.500	ND	µg/L	R10166
Ethylbenzene	SW8260B	7/26/2006	0.5	1	0.500	ND	µg/L	R10166
Isopropyl ether (DIPE)	SW8260B	7/26/2006	0.5	1	0.500	ND	µg/L	R10166
Methyl tert-butyl ether (MTBE)	SW8260B	7/26/2006	0.5	1	0.500	ND	µg/L	R10166
t-Butyl alcohol (t-Butanol)	SW8260B	7/26/2006	10	1	10.0	ND	µg/L	R10166
tert-Amyl methyl ether (TAME)	SW8260B	7/26/2006	0.5	1	0.500	ND	µg/L	R10166
Toluene	SW8260B	7/26/2006	0.5	1	0.500	ND	µg/L	R10166
Xylenes, Total	SW8260B	7/26/2006	1.5	1	1.50	ND	µg/L	R10166
Surr: Dibromofluoromethane	SW8260B	7/26/2006	0	1	61.2-131	106	%REC	R10166
Surr: 4-Bromofluorobenzene	SW8260B	7/26/2006	0	1	64.1-125	107	%REC	R10166
Surr: Toluene-d8	SW8260B	7/26/2006	0	1	75.1-127	101	%REC	R10166

Definitions, legends and Notes

Note	Description
ug/kg	Microgram per kilogram (ppb, part per billion).
ug/L	Microgram per liter (ppb, part per billion).
mg/kg	Milligram per kilogram (ppm, part per million).
mg/L	Milligram per liter (ppm, part per million).
LCS/LCSD	Laboratory control sample/laboratory control sample duplicate.
MDL	Method detection limit.
MRL	Modified reporting limit. When sample is subject to dilution, reporting limit times dilution factor yields MRL.
MS/MSD	Matrix spike/matrix spike duplicate.
N/A	Not applicable.
ND	Not detected at or above detection limit.
NR	Not reported.
QC	Quality Control.
RL	Reporting limit.
% RPD	Percent relative difference.
a	pH was measured immediately upon the receipt of the sample, but it was still done outside the holding time.
sub	Analyzed by subcontracting laboratory, Lab Certificate #

CLIENT: TEC Accutite
Work Order: 0607122
Project: 11947

ANALYTICAL QC SUMMARY REPORT

BatchID: R10166

Sample ID MB	SampType: MBLK	TestCode: 8260B_W	Units: µg/L	Prep Date: 7/26/2006	RunNo: 10166						
Client ID: ZZZZZ	Batch ID: R10166	TestNo: SW8260B	Analysis Date: 7/26/2006	SeqNo: 150153							
Analyte	Result	PQL	SPK value	SPK Ref Val	%REC	LowLimit	HighLimit	RPD Ref Val	%RPD	RPDLimit	Qual
1,2-Dibromoethane (EDB)	ND	0.500									
1,2-Dichloroethane (EDC)	ND	0.500									
Benzene	ND	0.500									
Ethyl tert-butyl ether (ETBE)	ND	0.500									
Ethylbenzene	ND	0.500									
Isopropyl ether (DIPE)	ND	0.500									
Methyl tert-butyl ether (MTBE)	ND	0.500									
t-Butyl alcohol (t-Butanol)	ND	5.00									
tert-Amyl methyl ether (TAME)	ND	0.500									
Toluene	ND	0.500									
Xylenes, Total	ND	1.50									
Surr: Dibromofluoromethane	10.70	0	11.9	0	89.9	61.2	131				
Surr: 4-Bromofluorobenzene	12.60	0	11.9	0	106	64.1	125				
Surr: Toluene-d8	11.66	0	11.9	0	98.0	75.1	127				

Sample ID LCS	SampType: LCS	TestCode: 8260B_W	Units: µg/L	Prep Date: 7/25/2006	RunNo: 10166						
Client ID: ZZZZZ	Batch ID: R10166	TestNo: SW8260B	Analysis Date: 7/25/2006	SeqNo: 150154							
Analyte	Result	PQL	SPK value	SPK Ref Val	%REC	LowLimit	HighLimit	RPD Ref Val	%RPD	RPDLimit	Qual
Benzene	19.36	0.500	17.86	0	108	66.9	140				
Toluene	19.73	0.500	17.86	0	110	76.6	123				
Surr: Dibromofluoromethane	14.12	0	11.9	0	119	61.2	131				
Surr: 4-Bromofluorobenzene	11.64	0	11.9	0	97.8	64.1	125				
Surr: Toluene-d8	11.87	0	11.9	0	99.7	75.1	127				

Sample ID LCSD	SampType: LCSD	TestCode: 8260B_W	Units: µg/L	Prep Date: 7/26/2006	RunNo: 10166						
Client ID: ZZZZZ	Batch ID: R10166	TestNo: SW8260B	Analysis Date: 7/26/2006	SeqNo: 150155							
Analyte	Result	PQL	SPK value	SPK Ref Val	%REC	LowLimit	HighLimit	RPD Ref Val	%RPD	RPDLimit	Qual

Qualifiers: E Value above quantitation range H Holding times for preparation or analysis exceeded J Analyte detected below quantitation limits
 ND Not Detected at the Reporting Limit R RPD outside accepted recovery limits S Spike Recovery outside accepted recovery limits

CLIENT: TEC Accutite
Work Order: 0607122
Project: 11947

ANALYTICAL QC SUMMARY REPORT

BatchID: R10166

Sample ID LCSD	SampType: LCSD	TestCode: 8260B_W	Units: µg/L	Prep Date: 7/26/2006	RunNo: 10166
Client ID: ZZZZZ	Batch ID: R10166	TestNo: SW8260B		Analysis Date: 7/26/2006	SeqNo: 150155

Analyte	Result	PQL	SPK value	SPK Ref Val	%REC	LowLimit	HighLimit	RPD Ref Val	%RPD	RPDLimit	Qual
Benzene	21.19	0.500	17.86	0	119	66.9	140	19.36	9.03	20	
Toluene	19.47	0.500	17.86	0	109	76.6	123	19.73	1.33	20	
Surr: Dibromofluoromethane	13.15	0	11.9	0	111	61.2	131	0	0	0	
Surr: 4-Bromofluorobenzene	12.03	0	11.9	0	101	64.1	125	0	0	0	
Surr: Toluene-d8	11.74	0	11.9	0	98.7	75.1	127	0	0	0	

Sample ID MBG	SampType: MBLK	TestCode: TPH_GAS_W	Units: µg/L	Prep Date: 7/26/2006	RunNo: 10166
Client ID: ZZZZZ	Batch ID: R10166	TestNo: GC-MS		Analysis Date: 7/26/2006	SeqNo: 150165

Analyte	Result	PQL	SPK value	SPK Ref Val	%REC	LowLimit	HighLimit	RPD Ref Val	%RPD	RPDLimit	Qual
TPH (Gasoline)	ND	50									
Surr: Toluene-d8	9.700	0	11.9	0	81.5	65	135				

Sample ID LCSG	SampType: LCS	TestCode: TPH_GAS_W	Units: µg/L	Prep Date: 7/25/2006	RunNo: 10166
Client ID: ZZZZZ	Batch ID: R10166	TestNo: GC-MS		Analysis Date: 7/25/2006	SeqNo: 150166

Analyte	Result	PQL	SPK value	SPK Ref Val	%REC	LowLimit	HighLimit	RPD Ref Val	%RPD	RPDLimit	Qual
TPH (Gasoline)	201.2	50	238	0	84.5	65	135				
Surr: Toluene-d8	8.130	0	11.9	0	68.3	65	135				

Sample ID LCSDG	SampType: LCSD	TestCode: TPH_GAS_W	Units: µg/L	Prep Date: 7/26/2006	RunNo: 10166
Client ID: ZZZZZ	Batch ID: R10166	TestNo: GC-MS		Analysis Date: 7/26/2006	SeqNo: 150173

Analyte	Result	PQL	SPK value	SPK Ref Val	%REC	LowLimit	HighLimit	RPD Ref Val	%RPD	RPDLimit	Qual
TPH (Gasoline)	227.5	50	238	0	95.6	65	135	201.2	12.3	20	
Surr: Toluene-d8	9.380	0	11.9	0	78.8	65	135	0	0	0	

Qualifiers: E Value above quantitation range H Holding times for preparation or analysis exceeded J Analyte detected below quantitation limits
 ND Not Detected at the Reporting Limit R RPD outside accepted recovery limits S Spike Recovery outside accepted recovery limits



TORRENT LABORATORY, INC.

483 Sinclair Frontage Road, Milpitas, CA 95035

Phone: 408.263.5258 • FAX: 408.263.8293

www.torrentlab.com

CHAIN OF CUSTODY

LAB WORK ORDER NO

0607122

• NOTE: SHADED AREAS ARE FOR TORRENT LAB USE ONLY •

Company Name: TEC Accutite Location of Sampling: 1435 Webster
 Address: 262 Michelle Ct. Purpose: Q.G.W. Sampling
 City: South San Francisco State: CA Zip Code: 94080 Special Instructions / Comments: Please e-mail edf & edc to Shawn
 Telephone: (650) 616-1205 FAX: (650) 616-1244 Global I.D. = T0600100766; Run to E.S.L
 REPORT TO: Shawn Vaughn SAMPLER: Anthony P.O. #: 11947 EMAIL: Shawn@tecaccutite.com

TURNAROUND TIME: 10 Working Days 3 Working Days 2 - 8 Hours
 7 Working Days 2 Working Days Other
 5 Working Days 24 Hours

SAMPLE TYPE: Storm Water Other
 Waste Water
 Ground Water Soil

REPORT FORMAT: QC Level II
 EDF
 Excel / EDD

ANALYSIS REQUESTED

CLIENT'S SAMPLE I.D.	DATE/TIME SAMPLED	SAMPLE TYPE	# OF CONT	CONT TYPE	ANALYSIS REQUESTED							TORRENT'S SAMPLE I.D.	
1. MW-1	7/19/06 1440	W	3	VOA w/HCL	X								001A
2. MW-2	1425	W	3		X								002A
3. MW-3	1415	W	3		X								003A
4. MW-4	1430	W	3		X								004A
5. MW-5	1450	W	3		X								005A
6. MW-6	1400	W	9		X								006A
7.													
8.													
9.													
10.													

1 Relinquished By: Anthony McGeorge Print: Anthony McGeorge Date: 7/20/06 Time: 0953 Received By: Chris Connors Print: Chris Connors Date: 7/20/06 Time: 9:53

2 Relinquished By: Chris Connors Print: Chris Connors Date: 7/20/06 Time: 11:15 Received By: Shawn Vaughn Print: Shawn Vaughn Date: 7/20/06 Time: 11:15

Were Samples Received in Good Condition? Yes NO Samples on Ice? Yes NO Method of Shipment: Covered Sample seals intact? Yes NO

NOTE: Samples are discarded by the laboratory 30 days from date of receipt unless other arrangements are made. Page 1 of 1

Log In By: mi Date: 7/20 Log In Reviewed By: Bala Date: 07/21/06

ATTACHMENT C

EDCC REPORT AND SUBMISSION CONFIRMATION

Error Summary Log

08/03/06

EDF 1.2i All files present in deliverable.

Laboratory:

Project Name:

11947

Work Order Number:

NA

Global ID:

T0600100766

Lab Report Number:

0607122

Report Summary

Labreport	Sampid	Labsampid	Mtrx	QC	Anmcode	Exmcode	Logdate	Extdate	Anadate	Lablotctl	Run Sub
0607122	MW-1	0607122-001A	WG	CS	8260TPH	METHOD	07/19/06	07/26/06	07/26/06	R10166	1
0607122	MW-1	0607122-001A	WG	CS	SW8260B	METHOD	07/19/06	07/26/06	07/26/06	R10166	1
0607122	MW-2	0607122-002A	WG	CS	8260TPH	METHOD	07/19/06	07/26/06	07/26/06	R10166	1
0607122	MW-2	0607122-002A	WG	CS	SW8260B	METHOD	07/19/06	07/26/06	07/26/06	R10166	1
0607122	MW-3	0607122-003A	WG	CS	8260TPH	METHOD	07/19/06	07/26/06	07/26/06	R10166	1
0607122	MW-3	0607122-003A	WG	CS	SW8260B	METHOD	07/19/06	07/26/06	07/26/06	R10166	1
0607122	MW-4	0607122-004A	WG	CS	8260TPH	METHOD	07/19/06	07/26/06	07/26/06	R10166	1
0607122	MW-4	0607122-004A	WG	CS	SW8260B	METHOD	07/19/06	07/26/06	07/26/06	R10166	1
0607122	MW-5	0607122-005A	WG	CS	8260TPH	METHOD	07/19/06	07/26/06	07/26/06	R10166	1
0607122	MW-5	0607122-005A	WG	CS	SW8260B	METHOD	07/19/06	07/26/06	07/26/06	R10166	1
0607122	MW-6	0607122-006A	WG	CS	8260TPH	METHOD	07/19/06	07/26/06	07/26/06	R10166	1
0607122	MW-6	0607122-006A	WG	CS	SW8260B	METHOD	07/19/06	07/26/06	07/26/06	R10166	1
		LCSD	WQ	BD1	8260TPH	METHOD	//	07/26/06	07/26/06	R10166	1
		LCSD2	WQ	BD1	8260TPH	METHOD	//	07/26/06	07/26/06	R10166	1
		LCS	WQ	BS1	8260TPH	METHOD	//	07/25/06	07/25/06	R10166	1
		LCS2	WQ	BS1	8260TPH	METHOD	//	07/25/06	07/25/06	R10166	1
		MB	WQ	LB1	SW8260B	METHOD	//	07/26/06	07/26/06	R10166	1
		MB2	WQ	LB1	8260TPH	METHOD	//	07/26/06	07/26/06	R10166	1

EDFSAMP: Error Summary Log

08/03/06

Error type	Logcode	Projname	Npdlwo	Sampid	Matrix
Error: LABCODE field is blank or invalid	TECS	11947	NA	MW-1	WG
Error: LABCODE field is blank or invalid	TECS	11947	NA	MW-2	WG
Error: LABCODE field is blank or invalid	TECS	11947	NA	MW-3	WG
Error: LABCODE field is blank or invalid	TECS	11947	NA	MW-4	WG
Error: LABCODE field is blank or invalid	TECS	11947	NA	MW-5	WG
Error: LABCODE field is blank or invalid	TECS	11947	NA	MW-6	WG

EDFTEST: Error Summary Log

08/03/06

Error type	Labsampid	Qcocode	Anmcode	Exmcode	Anadate	Run number
Error: LABCODE field is blank or invalid	LCS	BS1	8260TPH	METHOD	07/25/06	1
Error: LABCODE field is blank or invalid	LCS2	BS1	8260TPH	METHOD	07/25/06	1
Error: LABCODE field is blank or invalid	LCSD	BD1	8260TPH	METHOD	07/26/06	1
Error: LABCODE field is blank or invalid	LCSD2	BD1	8260TPH	METHOD	07/26/06	1
Error: LABCODE field is blank or invalid	MB	LB1	SW8260B	METHOD	07/26/06	1
Error: LABCODE field is blank or invalid	MB2	LB1	8260TPH	METHOD	07/26/06	1
Error: LABCODE field is blank or invalid	0607122-001A	CS	8260TPH	METHOD	07/26/06	1
Error: LABCODE field is blank or invalid	0607122-001A	CS	SW8260B	METHOD	07/26/06	1
Error: LABCODE field is blank or invalid	0607122-002A	CS	8260TPH	METHOD	07/26/06	1
Error: LABCODE field is blank or invalid	0607122-002A	CS	SW8260B	METHOD	07/26/06	1
Error: LABCODE field is blank or invalid	0607122-003A	CS	8260TPH	METHOD	07/26/06	1
Error: LABCODE field is blank or invalid	0607122-003A	CS	SW8260B	METHOD	07/26/06	1
Error: LABCODE field is blank or invalid	0607122-004A	CS	8260TPH	METHOD	07/26/06	1
Error: LABCODE field is blank or invalid	0607122-004A	CS	SW8260B	METHOD	07/26/06	1
Error: LABCODE field is blank or invalid	0607122-005A	CS	8260TPH	METHOD	07/26/06	1
Error: LABCODE field is blank or invalid	0607122-005A	CS	SW8260B	METHOD	07/26/06	1
Error: LABCODE field is blank or invalid	0607122-006A	CS	8260TPH	METHOD	07/26/06	1
Error: LABCODE field is blank or invalid	0607122-006A	CS	SW8260B	METHOD	07/26/06	1
Error: ANMCODE field is blank or invalid	LCS	BS1	8260TPH	METHOD	07/25/06	1
Error: ANMCODE field is blank or invalid	LCS2	BS1	8260TPH	METHOD	07/25/06	1
Error: ANMCODE field is blank or invalid	LCSD	BD1	8260TPH	METHOD	07/26/06	1
Error: ANMCODE field is blank or invalid	LCSD2	BD1	8260TPH	METHOD	07/26/06	1
Error: ANMCODE field is blank or invalid	MB2	LB1	8260TPH	METHOD	07/26/06	1
Error: ANMCODE field is blank or invalid	0607122-001A	CS	8260TPH	METHOD	07/26/06	1
Error: ANMCODE field is blank or invalid	0607122-002A	CS	8260TPH	METHOD	07/26/06	1

Error type	Labsampid	Qccode	Anmcode	Exmcode	Anadate	Run number
Error: ANMCODE field is blank or invalid	0607122-003A	CS	8260TPH	METHOD	07/26/06	1
Error: ANMCODE field is blank or invalid	0607122-004A	CS	8260TPH	METHOD	07/26/06	1
Error: ANMCODE field is blank or invalid	0607122-005A	CS	8260TPH	METHOD	07/26/06	1
Error: ANMCODE field is blank or invalid	0607122-006A	CS	8260TPH	METHOD	07/26/06	1
Warning: Dulicate QC code within the batch	LCS	BS1	8260TPH	METHOD	07/25/06	1
Warning: Dulicate QC code within the batch	LCS2	BS1	8260TPH	METHOD	07/25/06	1
Warning: Dulicate QC code within the batch	LCSD	BD1	8260TPH	METHOD	07/26/06	1
Warning: Dulicate QC code within the batch	LCSD2	BD1	8260TPH	METHOD	07/26/06	1

EDFRES: Error Summary Log

08/03/06

Error type	Labsampid	Qccode	Matrix	Anmcode	Pvccode	Anadate	Run number	Parlabel
Warning: extra parameter	0607122-001A	CS	WG	SW8260B	PR	07/26/06	1	DIPE
Warning: extra parameter	0607122-001A	CS	WG	SW8260B	PR	07/26/06	1	ETBE
Warning: extra parameter	0607122-001A	CS	WG	SW8260B	PR	07/26/06	1	TAME
Warning: extra parameter	0607122-001A	CS	WG	SW8260B	PR	07/26/06	1	TBA
Warning: extra parameter	0607122-001A	CS	WG	SW8260B	PR	07/26/06	1	XYLENES
Warning: extra parameter	0607122-002A	CS	WG	SW8260B	PR	07/26/06	1	DIPE
Warning: extra parameter	0607122-002A	CS	WG	SW8260B	PR	07/26/06	1	ETBE
Warning: extra parameter	0607122-002A	CS	WG	SW8260B	PR	07/26/06	1	TAME
Warning: extra parameter	0607122-002A	CS	WG	SW8260B	PR	07/26/06	1	TBA
Warning: extra parameter	0607122-002A	CS	WG	SW8260B	PR	07/26/06	1	XYLENES
Warning: extra parameter	0607122-003A	CS	WG	SW8260B	PR	07/26/06	1	DIPE
Warning: extra parameter	0607122-003A	CS	WG	SW8260B	PR	07/26/06	1	ETBE
Warning: extra parameter	0607122-003A	CS	WG	SW8260B	PR	07/26/06	1	TAME
Warning: extra parameter	0607122-003A	CS	WG	SW8260B	PR	07/26/06	1	TBA
Warning: extra parameter	0607122-003A	CS	WG	SW8260B	PR	07/26/06	1	XYLENES
Warning: extra parameter	0607122-004A	CS	WG	SW8260B	PR	07/26/06	1	DIPE
Warning: extra parameter	0607122-004A	CS	WG	SW8260B	PR	07/26/06	1	ETBE
Warning: extra parameter	0607122-004A	CS	WG	SW8260B	PR	07/26/06	1	TAME
Warning: extra parameter	0607122-004A	CS	WG	SW8260B	PR	07/26/06	1	TBA
Warning: extra parameter	0607122-004A	CS	WG	SW8260B	PR	07/26/06	1	XYLENES
Warning: extra parameter	0607122-005A	CS	WG	SW8260B	PR	07/26/06	1	DIPE
Warning: extra parameter	0607122-005A	CS	WG	SW8260B	PR	07/26/06	1	ETBE
Warning: extra parameter	0607122-005A	CS	WG	SW8260B	PR	07/26/06	1	TAME
Warning: extra parameter	0607122-005A	CS	WG	SW8260B	PR	07/26/06	1	TBA
Warning: extra parameter	0607122-005A	CS	WG	SW8260B	PR	07/26/06	1	XYLENES

Error type	Labsampid	Qccode	Matrix	Anmcode	Pvccode	Anadate	Run number	Parlabel
Warning: extra parameter	0607122-006A	CS	WG	SW8260B	PR	07/26/06	1	DIPE
Warning: extra parameter	0607122-006A	CS	WG	SW8260B	PR	07/26/06	1	ETBE
Warning: extra parameter	0607122-006A	CS	WG	SW8260B	PR	07/26/06	1	TAME
Warning: extra parameter	0607122-006A	CS	WG	SW8260B	PR	07/26/06	1	TBA
Warning: extra parameter	0607122-006A	CS	WG	SW8260B	PR	07/26/06	1	XYLENES
Warning: extra parameter	MB	LB1	WQ	SW8260B	PR	07/26/06	1	DIPE
Warning: extra parameter	MB	LB1	WQ	SW8260B	PR	07/26/06	1	ETBE
Warning: extra parameter	MB	LB1	WQ	SW8260B	PR	07/26/06	1	FC113
Warning: extra parameter	MB	LB1	WQ	SW8260B	PR	07/26/06	1	TAME
Warning: extra parameter	MB	LB1	WQ	SW8260B	PR	07/26/06	1	TBA
Warning: extra parameter	MB	LB1	WQ	SW8260B	PR	07/26/06	1	XYLENES

EDFQC: Error Summary Log

08/03/06

Error type	Lablotctl	Anmcode	Parlabel	Qccode	Labqcid
Error: LABCODE field is blank or invalid	R10166	8260TPH	BR4FBZ	BD1	LCSD
Error: LABCODE field is blank or invalid	R10166	8260TPH	BR4FBZ	BS1	LCS
Error: LABCODE field is blank or invalid	R10166	8260TPH	BZMED8	BD1	LCSD
Error: LABCODE field is blank or invalid	R10166	8260TPH	BZMED8	BD1	LCSD2
Error: LABCODE field is blank or invalid	R10166	8260TPH	BZMED8	BS1	LCS
Error: LABCODE field is blank or invalid	R10166	8260TPH	BZMED8	BS1	LCS2
Error: LABCODE field is blank or invalid	R10166	8260TPH	BZMED8	LB1	MB2
Error: LABCODE field is blank or invalid	R10166	8260TPH	DBFM	BD1	LCSD
Error: LABCODE field is blank or invalid	R10166	8260TPH	DBFM	BS1	LCS
Error: LABCODE field is blank or invalid	R10166	8260TPH	PHCG	BD1	LCSD2
Error: LABCODE field is blank or invalid	R10166	8260TPH	PHCG	BS1	LCS2
Error: LABCODE field is blank or invalid	R10166	8260TPH	PHCG	LB1	MB2
Error: LABCODE field is blank or invalid	R10166	SW8260B	ACE	LB1	MB
Error: LABCODE field is blank or invalid	R10166	SW8260B	BDCME	LB1	MB
Error: LABCODE field is blank or invalid	R10166	SW8260B	BR4FBZ	LB1	MB
Error: LABCODE field is blank or invalid	R10166	SW8260B	BRBZ	LB1	MB
Error: LABCODE field is blank or invalid	R10166	SW8260B	BRCLME	LB1	MB
Error: LABCODE field is blank or invalid	R10166	SW8260B	BRME	LB1	MB
Error: LABCODE field is blank or invalid	R10166	SW8260B	BTBZN	LB1	MB
Error: LABCODE field is blank or invalid	R10166	SW8260B	BTBZS	LB1	MB
Error: LABCODE field is blank or invalid	R10166	SW8260B	BTBZT	LB1	MB
Error: LABCODE field is blank or invalid	R10166	SW8260B	BZ	LB1	MB
Error: LABCODE field is blank or invalid	R10166	SW8260B	BZME	LB1	MB
Error: LABCODE field is blank or invalid	R10166	SW8260B	BZMED8	LB1	MB
Error: LABCODE field is blank or invalid	R10166	SW8260B	CEVETH	LB1	MB

Error type	Lablotctf	Anmcode	Parlabel	Qccode	Labqcid
Error: LABCODE field is blank or invalid	R10166	SW8260B	CLBZ	LB1	MB
Error: LABCODE field is blank or invalid	R10166	SW8260B	CLBZME2	LB1	MB
Error: LABCODE field is blank or invalid	R10166	SW8260B	CLBZME4	LB1	MB
Error: LABCODE field is blank or invalid	R10166	SW8260B	CLME	LB1	MB
Error: LABCODE field is blank or invalid	R10166	SW8260B	CTCL	LB1	MB
Error: LABCODE field is blank or invalid	R10166	SW8260B	CYMP	LB1	MB
Error: LABCODE field is blank or invalid	R10166	SW8260B	DBCME	LB1	MB
Error: LABCODE field is blank or invalid	R10166	SW8260B	DBCP	LB1	MB
Error: LABCODE field is blank or invalid	R10166	SW8260B	DBFM	LB1	MB
Error: LABCODE field is blank or invalid	R10166	SW8260B	DBMA	LB1	MB
Error: LABCODE field is blank or invalid	R10166	SW8260B	DCA11	LB1	MB
Error: LABCODE field is blank or invalid	R10166	SW8260B	DCA12	LB1	MB
Error: LABCODE field is blank or invalid	R10166	SW8260B	DCBZ12	LB1	MB
Error: LABCODE field is blank or invalid	R10166	SW8260B	DCBZ13	LB1	MB
Error: LABCODE field is blank or invalid	R10166	SW8260B	DCBZ14	LB1	MB
Error: LABCODE field is blank or invalid	R10166	SW8260B	DCE11	LB1	MB
Error: LABCODE field is blank or invalid	R10166	SW8260B	DCE12C	LB1	MB
Error: LABCODE field is blank or invalid	R10166	SW8260B	DCE12T	LB1	MB
Error: LABCODE field is blank or invalid	R10166	SW8260B	DCP11	LB1	MB
Error: LABCODE field is blank or invalid	R10166	SW8260B	DCP13C	LB1	MB
Error: LABCODE field is blank or invalid	R10166	SW8260B	DCP13T	LB1	MB
Error: LABCODE field is blank or invalid	R10166	SW8260B	DCPA12	LB1	MB
Error: LABCODE field is blank or invalid	R10166	SW8260B	DCPA22	LB1	MB
Error: LABCODE field is blank or invalid	R10166	SW8260B	DIPE	LB1	MB
Error: LABCODE field is blank or invalid	R10166	SW8260B	EBZ	LB1	MB
Error: LABCODE field is blank or invalid	R10166	SW8260B	EDB	LB1	MB
Error: LABCODE field is blank or invalid	R10166	SW8260B	ETBE	LB1	MB
Error: LABCODE field is blank or invalid	R10166	SW8260B	FC11	LB1	MB
Error: LABCODE field is blank or invalid	R10166	SW8260B	FC113	LB1	MB

Error type	Lablotctl	Anmcode	Parlabel	Qccode	Labqcid
Error: LABCODE field is blank or invalid	R10166	SW8260B	FC12	LB1	MB
Error: LABCODE field is blank or invalid	R10166	SW8260B	HCBU	LB1	MB
Error: LABCODE field is blank or invalid	R10166	SW8260B	IPBZ	LB1	MB
Error: LABCODE field is blank or invalid	R10166	SW8260B	MTBE	LB1	MB
Error: LABCODE field is blank or invalid	R10166	SW8260B	MTLNCL	LB1	MB
Error: LABCODE field is blank or invalid	R10166	SW8260B	NAPH	LB1	MB
Error: LABCODE field is blank or invalid	R10166	SW8260B	PBZN	LB1	MB
Error: LABCODE field is blank or invalid	R10166	SW8260B	PCA	LB1	MB
Error: LABCODE field is blank or invalid	R10166	SW8260B	PCE	LB1	MB
Error: LABCODE field is blank or invalid	R10166	SW8260B	STY	LB1	MB
Error: LABCODE field is blank or invalid	R10166	SW8260B	TAME	LB1	MB
Error: LABCODE field is blank or invalid	R10166	SW8260B	TBA	LB1	MB
Error: LABCODE field is blank or invalid	R10166	SW8260B	TBME	LB1	MB
Error: LABCODE field is blank or invalid	R10166	SW8260B	TC1112	LB1	MB
Error: LABCODE field is blank or invalid	R10166	SW8260B	TCA111	LB1	MB
Error: LABCODE field is blank or invalid	R10166	SW8260B	TCA112	LB1	MB
Error: LABCODE field is blank or invalid	R10166	SW8260B	TCB123	LB1	MB
Error: LABCODE field is blank or invalid	R10166	SW8260B	TCB124	LB1	MB
Error: LABCODE field is blank or invalid	R10166	SW8260B	TCE	LB1	MB
Error: LABCODE field is blank or invalid	R10166	SW8260B	TCLME	LB1	MB
Error: LABCODE field is blank or invalid	R10166	SW8260B	TCPR123	LB1	MB
Error: LABCODE field is blank or invalid	R10166	SW8260B	TMB124	LB1	MB
Error: LABCODE field is blank or invalid	R10166	SW8260B	TMB135	LB1	MB
Error: LABCODE field is blank or invalid	R10166	SW8260B	VC	LB1	MB
Error: LABCODE field is blank or invalid	R10166	SW8260B	XYLENES	LB1	MB
Error: ANMCODE field is blank or invalid	R10166	8260TPH	BR4FBZ	BD1	LCSD
Error: ANMCODE field is blank or invalid	R10166	8260TPH	BR4FBZ	BS1	LCS
Error: ANMCODE field is blank or invalid	R10166	8260TPH	BZMED8	BD1	LCSD
Error: ANMCODE field is blank or invalid	R10166	8260TPH	BZMED8	BD1	LCSD2

Error type	Lablotctl	Anmcode	Parlabel	Qccode	Labqcid
Error: ANMCODE field is blank or invalid	R10166	8260TPH	BZMED8	BS1	LCS
Error: ANMCODE field is blank or invalid	R10166	8260TPH	BZMED8	BS1	LCS2
Error: ANMCODE field is blank or invalid	R10166	8260TPH	BZMED8	LB1	MB2
Error: ANMCODE field is blank or invalid	R10166	8260TPH	DBFM	BD1	LCSD
Error: ANMCODE field is blank or invalid	R10166	8260TPH	DBFM	BS1	LCS
Error: ANMCODE field is blank or invalid	R10166	8260TPH	PHCG	BD1	LCSD2
Error: ANMCODE field is blank or invalid	R10166	8260TPH	PHCG	BS1	LCS2
Error: ANMCODE field is blank or invalid	R10166	8260TPH	PHCG	LB1	MB2

EDFCL: Error Summary Log

08/03/06

Error type	Clredate	Anmcode	Exmcode	Parlabel	Clcode
Error: LABCODE field is blank or invalid	06/02/05	8260TPH	METHOD	BZMED8	SMSA
Error: LABCODE field is blank or invalid	03/28/06	SW8260B	METHOD	BR4FBZ	SMSA
Error: LABCODE field is blank or invalid	03/28/06	SW8260B	METHOD	BZMED8	SMSA
Error: LABCODE field is blank or invalid	03/28/06	SW8260B	METHOD	DBFM	SMSA
Error: LABCODE field is blank or invalid	06/08/06	8260TPH	METHOD	BR4FBZ	SLSA
Error: LABCODE field is blank or invalid	06/15/05	8260TPH	METHOD	BZMED8	SMEA
Error: LABCODE field is blank or invalid	06/15/05	8260TPH	METHOD	BZMED8	SMEP
Error: LABCODE field is blank or invalid	06/08/06	8260TPH	METHOD	BZMED8	SLSA
Error: LABCODE field is blank or invalid	06/08/06	8260TPH	METHOD	DBFM	SLSA
Error: LABCODE field is blank or invalid	06/08/06	8260TPH	METHOD	PHCG	LSA
Error: LABCODE field is blank or invalid	06/08/06	8260TPH	METHOD	PHCG	LSP
Error: LABCODE field is blank or invalid	04/12/06	SW8260B	METHOD	BR4FBZ	SMEA
Error: LABCODE field is blank or invalid	04/12/06	SW8260B	METHOD	BR4FBZ	SMEP
Error: LABCODE field is blank or invalid	04/12/06	SW8260B	METHOD	BZMED8	SMEA
Error: LABCODE field is blank or invalid	04/12/06	SW8260B	METHOD	BZMED8	SMEP
Error: LABCODE field is blank or invalid	04/12/06	SW8260B	METHOD	DBFM	SMEA
Error: LABCODE field is blank or invalid	04/12/06	SW8260B	METHOD	DBFM	SMEP
Error: ANMCODE field is blank or invalid	06/02/05	8260TPH	METHOD	BZMED8	SMSA
Error: ANMCODE field is blank or invalid	06/08/06	8260TPH	METHOD	BR4FBZ	SLSA
Error: ANMCODE field is blank or invalid	06/15/05	8260TPH	METHOD	BZMED8	SMEA
Error: ANMCODE field is blank or invalid	06/15/05	8260TPH	METHOD	BZMED8	SMEP
Error: ANMCODE field is blank or invalid	06/08/06	8260TPH	METHOD	BZMED8	SLSA
Error: ANMCODE field is blank or invalid	06/08/06	8260TPH	METHOD	DBFM	SLSA
Error: ANMCODE field is blank or invalid	06/08/06	8260TPH	METHOD	PHCG	LSA
Error: ANMCODE field is blank or invalid	06/08/06	8260TPH	METHOD	PHCG	LSP

Electronic Submittal Information

[Main Menu](#) |
 [View/Add Facilities](#) |
 [Upload EDD](#) |
 [Check EDD](#)

Your EDF file has been successfully uploaded!

Confirmation Number: 1789774298

Date/Time of Submittal: 8/3/2006 1:25:48 PM

Facility Global ID: T0600100766

Facility Name: JIFFY LUBE

Submittal Title: THIRD QUARTER 2006 GROUNDWATER MONITORING REPORT

Submittal Type: GW Monitoring Report

Click [here](#) to view the detections report for this upload.

JIFFY LUBE
 1435 WEBSTER ST
 ALAMEDA, CA 94501

Regional Board - Case #: 01-0832
 SAN FRANCISCO BAY RWQCB (REGION 2)
Local Agency (lead agency) - Case #: 3568
 ALAMEDA COUNTY LOP - (AG)

CONF #	TITLE	QUARTER
1789774298	THIRD QUARTER 2006 GROUNDWATER MONITORING REPORT	Q3 2006
SUBMITTED BY	SUBMIT DATE	STATUS
Nicholas Haddad	8/3/2006	PENDING REVIEW

SAMPLE DETECTIONS REPORT

# FIELD POINTS SAMPLED	6
# FIELD POINTS WITH DETECTIONS	3
# FIELD POINTS WITH WATER SAMPLE DETECTIONS ABOVE MCL	2
SAMPLE MATRIX TYPES	GROUNDWATER

METHOD QA/QC REPORT

METHODS USED	8260TPH,SW8260B
TESTED FOR REQUIRED ANALYTES?	Y
LAB NOTE DATA QUALIFIERS	N

QA/QC FOR 8021/8260 SERIES SAMPLES

TECHNICAL HOLDING TIME VIOLATIONS	0
METHOD HOLDING TIME VIOLATIONS	0
LAB BLANK DETECTIONS ABOVE REPORTING DETECTION LIMIT	0
LAB BLANK DETECTIONS	0
DO ALL BATCHES WITH THE 8021/8260 SERIES INCLUDE THE FOLLOWING?	
- LAB METHOD BLANK	Y
- MATRIX SPIKE	N
- MATRIX SPIKE DUPLICATE	N
- BLANK SPIKE	N
- SURROGATE SPIKE	Y

WATER SAMPLES FOR 8021/8260 SERIES

MATRIX SPIKE / MATRIX SPIKE DUPLICATE(S) % RECOVERY BETWEEN 65-135%	n/a
MATRIX SPIKE / MATRIX SPIKE DUPLICATE(S) RPD LESS THAN 30%	n/a
SURROGATE SPIKES % RECOVERY BETWEEN 85-115%	N
BLANK SPIKE / BLANK SPIKE DUPLICATES % RECOVERY BETWEEN 70-130%	Y

SOIL SAMPLES FOR 8021/8260 SERIES

MATRIX SPIKE / MATRIX SPIKE DUPLICATE(S) % RECOVERY BETWEEN 65-135%	n/a
MATRIX SPIKE / MATRIX SPIKE DUPLICATE(S) RPD LESS THAN 30%	n/a
SURROGATE SPIKES % RECOVERY BETWEEN 70-125%	n/a
BLANK SPIKE / BLANK SPIKE DUPLICATES % RECOVERY BETWEEN 70-130%	n/a

FIELD QC SAMPLES

<u>SAMPLE</u>	<u>COLLECTED</u>	<u>DETECTIONS > REPD</u>
QCTB SAMPLES	N	0
QCEB SAMPLES	N	0
QCAB SAMPLES	N	0

Logged in as TEC-OLYMPIAN (AUTH_RP)

CONTACT SITE [ADMINISTRATOR](#).

Electronic Submittal Information

[Main Menu](#) | [View/Add Facilities](#) | [Upload EDD](#) | [Check EDD](#)

UPLOADING A GEO_WELL FILE

Processing is complete. No errors were found!
Your file has been successfully submitted!

Submittal Title: **THIRD QUARTER 2006 GROUNDWATER MONITORING
REPORT**

Submittal Date/Time: **8/3/2006 1:31:10 PM**

Confirmation
Number: **9599749505**

[Back to Main Menu](#)

Logged in as TEC-OLYMPIAN (AUTH_RP)

CONTACT SITE [ADMINISTRATOR](#).