



Technology, Engineering & Construction, Inc.

262 Michelle Court • So. San Francisco, CA 94080-6201 • Contractor's Lic. #762034
Tel: (650) 616-1200 • Fax: (650) 616-1244 • www.tecaccutite.com

RECEIVED

By lopprojectop at 1:12 pm, Nov 29, 2005

November 21, 2005

Mr. Amir K. Gholami, REHS
Hazardous Materials Specialist
Alameda County Health Agency
Division of Environmental Protection
1131 Harbor Bay Parkway, 2nd Floor
Alameda, CA 94502

**SUBJECT: FOURTH QUARTER GROUNDWATER MONITORING REPORT
OCTOBER 2005**

**SITE: FORMER OLYMPIAN SERVICE STATION
1435 WEBSTER STREET
ALAMEDA, CALIFORNIA**

Dear Mr. Gholami:

On behalf of Olympian, TEC Accutite is pleased to submit this quarterly monitoring report for the above referenced site.

Thank you for your cooperation and assistance on this project. If you have any questions, please call me at (650) 616-1217.

Sincerely,
TEC Accutite

Panindhar R Krishnamraju
Hydrogeologist

cc: Mr. Fred Bertetta c/o Ms. Janet Heikel, Olympian, 1300 Industrial Road, Suite 2, San Carlos, CA 94070
Mr. David Harris, Esq., Trump, Alioto, Trump & Prescott, LLP, 2280 Union Street, San Francisco, CA 94123
Mr. Jeff Farrar, P.O. Box 1701, Chico, CA 95927
Mr. Thomas Ballard, GHH Engineering, Inc., 8084 Old Auburn Road, Citrus Height, CA 95610

RECEIVED

By loprojectop at 1:12 pm, Nov 29, 2005

**FOURTH QUARTER GROUNDWATER MONITORING REPORT
OCTOBER 2005**

**FORMER OLYMPIAN SERVICE STATION
1435 WEBSTER STREET
ALAMEDA, CA**

**PREPARED FOR:
OLYMPIAN
AND
ALAMEDA COUNTY HEALTH AGENCY**

**PREPARED BY:
TEC ACCUTITE
262 MICHELLE COURT
SOUTH SAN FRANCISCO, CA 94080**

**SAMPLING DATE
OCTOBER 19, 2005**



TABLE OF CONTENTS

	<u>PAGE</u>
1.0 <u>INTRODUCTION</u>	1
2.0 <u>SITE DESCRIPTION</u>	1
3.0 <u>ENVIRONMENTAL BACKGROUND</u>	1
4.0 <u>GROUNDWATER SAMPLING</u>	3
5.0 <u>RESULTS</u>	4
6.0 <u>CONCLUSIONS AND RECOMMENDATIONS</u>	4
7.0 <u>LIMITATIONS</u>	4

TABLE

SUMMARY OF GROUNDWATER MONITORING RESULTS

FIGURES

- 1 VICINITY MAP
- 2 SITE MAP
- 3 PETROLEUM HYDROCARBON CONCENTRATION AND GROUNDWATER ELEVATION MAP

ATTACHMENTS

- A WELL SAMPLING LOGS
- B LABORATORY REPORT AND CHAIN-OF-CUSTODY DOCUMENTATION
- C EDCC REPORT AND SUBMISSION CONFIRMATION



1.0 INTRODUCTION

On behalf of Olympian, TEC Accutite conducted the fourth quarter 2005 groundwater monitoring event at the former Olympian Service Station, located at 1435 Webster Street, Alameda, California. Presented below are the site background and results of the monitoring event.

2.0 SITE DESCRIPTION

The site is located on the corner of Webster Street and Taylor Avenue in Alameda, CA. Prior to 1989, the site was occupied by an Olympian Service Station. Station facilities consisted of two 10,000-gallon gasoline and one 7,500-gallon diesel underground storage tanks (USTs), two dispenser islands and a 500-gallon waste oil UST. A Vicinity Map and a Site Map are presented as Figures 1 and 2, respectively.

The surrounding topography is flat and the site is approximately 20 feet above mean sea level. The site is situated in a mixed commercial and residential area and is currently leased by the City of Alameda and operated as a metered parking lot.

3.0 ENVIRONMENTAL BACKGROUND

October 1988, Soil Gas Survey: In October 1988, CHIPS Environmental Consultants, Inc. performed soil gas analysis at the subject site. High soil gas readings were found on the eastern side of one of the pump islands, between the pump islands, and from backfill between the gasoline storage tanks.

September 1989, Tank Removal: In September 1989, TEC Accutite removed two 10,000-gallon gasoline USTs, one 7,500-gallon diesel UST and one 500-gallon waste oil UST. Analysis of soil samples collected during removal of the USTs detected hydrocarbons at a maximum concentration of 220 parts per million (ppm) Total Petroleum Hydrocarbons as gasoline (TPHg), 430 ppm Total Petroleum Hydrocarbons as diesel (TPHd), and 650 ppm Total Recoverable Petroleum Hydrocarbons as Oil and Grease (TRPH).

January 1991, Soil Excavation: Remedial excavation of the hydrocarbon impacted soil was conducted by AAA Tank Removal / Forcade Excavations Services. Approximately 950 cubic yards of soil were removed from the former location of the USTs. This soil was bioremediated onsite and returned to the former excavation.

January 1993, Well Installation: Uriah Environmental Services, Inc. installed three monitoring wells onsite (MW-1 through MW-3). Soil samples collected during the well installation contained no detectable concentrations of petroleum hydrocarbons. Bi-annual groundwater monitoring was initiated. Dissolved phase hydrocarbons have been detected in all wells at varying concentrations.

February 1999, Soil Borings: TEC Accutite advanced four borings (B1 through B4) on and off the site to determine the extent of hydrocarbon impact to soil and groundwater. The soil analytical results detected non-significant concentrations of TPHg, benzene, toluene, ethyl-benzene, xylenes (BTEX), and methyl tert-butyl ether (MTBE). The groundwater samples detected hydrocarbon concentrations up to 6,000 parts per billion (ppb) MTBE and 38,000 ppb benzene.

December 1999, Well Installations: TEC Accutite installed three additional wells MW-4 through MW-6 to define the dissolved phase hydrocarbons and assess plume stability. Analysis of soil samples detected hydrocarbon concentrations of 1,100 ppm TPHg, 200 ppm TPHd and 3.4 ppm



benzene from soil collected at 9.5 feet below grade (fbg) in well MW-5. No hydrocarbons were detected in the soil samples collected during the installation of wells MW-4 and MW-6. Groundwater sampling from wells MW-6 and MW-3 defined the dissolved phase hydrocarbon plume upgradient of the former dispenser islands and cross-gradient of the former USTs.

November 2000, Site Conceptual Model: TEC Accutite completed a site conceptual model. Based on historical quarterly monitoring data, it was determined that the contaminant plume is unstable and is undefined downgradient. Given the shallow groundwater elevation (9 fbg), estimated high permeability of soils beneath the site, the potential for benzene vapor phase migration from hydrocarbon affected groundwater to indoor and ambient air was identified as an exposure pathway requiring future evaluation.

June 2001, Soil Borings: TEC Accutite drilled four additional borings (B1 through B4) to assess the extent of the plume off the site and sampled all onsite wells. Soil samples were collected approximately 9 fbg within the capillary fringe from soil borings B1 through B4. No petroleum hydrocarbons were detected in the soil above laboratory reporting limits. Insignificant concentrations of petroleum hydrocarbons were detected in groundwater samples collected from downgradient and cross gradient soil borings B1 through B4. The greatest concentration of petroleum hydrocarbons was detected in boring B3 at 400 ppb TPHg and 3 ppb MTBE. MTBE was detected in all soil boring groundwater samples below 5 ppb.

The greatest concentration of dissolved phase petroleum hydrocarbons were detected in monitoring well MW-1 at 18,000 ppb TPHg, 1,200 ppb benzene, and 1,500 ppb MTBE. Dissolved phase concentrations of TPHg, benzene, and MTBE in surrounding monitoring wells were either non-detect or insignificant.

February 2002, Risk Assessment: To address the potential exposure pathway identified in the SCM, TEC Accutite performed a site-specific risk assessment. The risk assessment addressed the potential inhalation risk posed by hydrocarbon impacted groundwater beneath the site assuming both residential and commercial land use scenarios. The compounds of concern were identified as TPHg and benzene. TPHg was assessed using the TPH fractional methodology developed by TPH Criteria Working Group. The calculated annual regional mean concentrations for benzene and TPHg were 2,988 ppb and 23,137 ppb, respectively. The results of the risk assessment found that concentrations of TPHg in groundwater beneath the site were below the calculated site specific target level concentrations (SSTL's) for residential and commercial scenarios. Therefore, TPHg remaining in groundwater beneath the site does not present an inhalation risk. Benzene concentrations in groundwater exceed the SSTL for a residential scenario (110 ppb) but are less than the SSTL for a commercial scenario (6400 ppb).

The results of the risk assessment suggest that benzene in groundwater beneath the site may present an inhalation risk, assuming residential land use. The risk assessment was based on the Johnson & Ettinger Vapor Fate and Transport Model, which often overestimates actual vapor concentrations at the point of exposure by factors of 10 to 100. Rather than proceed with site closure under restricted commercial land use, a soil vapor survey was recommended to validate the exposure pathway.

May 2003, Soil Vapor Investigation: In May 2003, TEC Accutite conducted a soil vapor investigation at the site. Eight soil vapor samples (SV1 through SV7, duplicate sample SV7) were collected at selected locations by advancing a 1-inch diameter chrome-moly steel probe equipped with a steel drop tip into the ground to a depth of 3.5 fbg. The objective of the soil vapor investigation was to evaluate potential human exposure to site contaminants created by vapors emanating off impacted groundwater and intruding into indoor air (inhalation risk). Soil vapor was withdrawn from the formation into a small calibrated syringe connected with an on-off valve. Following sample collection, the valve was closed and the sample immediately transferred to a State Certified onsite laboratory for analysis.



Soil vapor sampling results were either non-detectable or detected below the Environmental Screening Levels (ESLs). Inhalation risk associated with exposure to vapors emanating off impacted groundwater beneath the site determined to be an invalid exposure pathway.

October 2003, Case Closure Summary: TEC Accutite submitted the completed closure summary forms for the site to the Alameda County Environmental Health (ACEH). In a letter dated April 28, 2005, the ACEH requested a stand-alone document for closure review.

September 2005, Updated Site Conceptual Model: TEC Accutite completed an updated site conceptual model as required by the ACEH for site closure review. After careful evaluation of all available data, it was determined that there are uncertainties of benzene vapor concentration on-site and current groundwater conditions off-site. Therefore, TEC Accutite recommends verification sampling before the proposal for site closure.

As a part of an ongoing plume assessment, this report details the fourth quarter groundwater monitoring for 2005.

4.0 GROUNDWATER SAMPLING

On August 24, 2005, TEC Accutite returned to the site for well maintenance. A technician from TEC Accutite removed the roots mechanically at well MW-5 and collected a groundwater sample. The sample was labeled, placed on blue-ice in an ice-chest, and delivered to Severn Trent Laboratories, Inc. (STL San Francisco), a California Certified Laboratory, under chain of custody documentation for analysis.

On October 19, 2005, TEC Accutite conducted the quarterly groundwater monitoring event at the site. Upon arrival to the site, a technician from TEC Accutite uncapped all site wells and allowed the water level in each well to fully equilibrate prior to gauging. Following well gauging, approximately three casing volumes of groundwater were purged from wells MW-1 through MW-6. Water levels in each well were allowed to recover to 80% of the pre-purge level prior to collection of groundwater samples. Following purging and recovery, groundwater samples were collected from selected wells with a disposable bailer and transferred into HCL preserved VOAs. The samples were labeled, placed on blue-ice in an ice-chest, and delivered to Entech Analytical Lab, Inc., a California Certified Laboratory, under chain of custody documentation for analysis.

All groundwater samples were analyzed for TPHg, BTEX, and Fuel Oxygenates by EPA Method 8260B. A summary of groundwater elevation data and analytical results are presented in the attached table. Well sampling logs are presented in Attachment A. The laboratory report and chain-of-custody documentation are included in Attachment B.

Electronic Laboratory Data Submittal

The laboratory report was converted into EDF 1.2i format and was uploaded to the web-based Geo-spatial database (GeoTracker). Prior to sending the EDF file to the website, an Electronic Deliverable Consistency Checker (EDCC) was run on the files. The EDCC ensures format compliance and checks for format errors, logic errors and content errors. Groundwater elevation data were electronically submitted as GEO_WELL. Attachment C contains the hard copy generated from the EDCC and submission confirmation.



5.0 RESULTS

Groundwater Elevation and Flow Direction

The calculated groundwater flow direction based on depth to water measurements is toward the south-southwest at a gradient of 0.004 ft/ft (Figure 3). Groundwater elevations (referenced to the fire hydrant located on the sidewalk of Webster Street) are summarized below.

Summary of Groundwater Elevation Data				
Well ID #	Date	Top of Casing Elevation (ft)	Depth To Groundwater (ft. btoc)	Ground Water Elevation (ft)
MW-1	10/19/2005	19.53	10.25	9.28
MW-2	10/19/2005	19.80	10.63	9.17
MW-3	10/19/2005	19.79	10.58	9.21
MW-4	10/19/2005	19.30	10.24	9.06
MW-5	10/19/2005	18.99	9.51	9.48
MW-6	10/19/2005	20.27	10.88	9.39

btoc = below top of casing

ft = feet

Hydrocarbons in Groundwater

Groundwater analytical results are summarized in the attached table and are presented in Figure 3. Dissolved-phase petroleum hydrocarbons were found at concentrations in onsite monitoring wells MW-1 (11,000 ppb TPHg, 2,100 ppb benzene, and 4,600 ppb MTBE), MW-5 (560 ppb TPHg, 130 ppb benzene, 230 ppb MTBE) and MW-2 (29 ppb TPHg, 1.4 ppb benzene, and 19 ppb MTBE). Petroleum hydrocarbons were not found above laboratory reporting limits in monitoring wells MW-3, MW-4, and MW-6.

Data Quality Discussion

Low levels of toluene were detected in samples collected from wells MW-2, 3, 4, and 6. These detections were believed to be false positive because low level of toluene (0.81 ppb) was present in the method blank. Therefore, adjustments were made on the basis of method blank data and shown in the attached table.

6.0 CONCLUSIONS AND RECOMMENDATIONS

- Elevated petroleum hydrocarbon concentrations were detected in monitoring wells MW-1 and MW-5 but within the range of historical concentrations.
- Monitoring wells MW-2, MW-3, MW-4, and MW-6 continue to be free of or show insignificant hydrocarbon impact.
- TEC Accutite has submitted the Updated Site Conceptual Model (SCM) Report and is currently waiting for a response from the ACEH.


7.0 LIMITATIONS

Our services consist of professional opinions, conclusions, and recommendations made today in accordance with generally accepted engineering principles and practices. This warranty is in lieu of all other warranties either expressed or implied. TEC Accutite's liability is limited to the dollar amount of the work performed.



Thank you for your cooperation. If you have any questions, please contact the undersigned at (650) 616-1205.

Sincerely,
TEC Accutite


Panindhar R Krishnamraju
Hydrogeologist

Reviewed by:



Jing Heisler, PG,
Project Manager

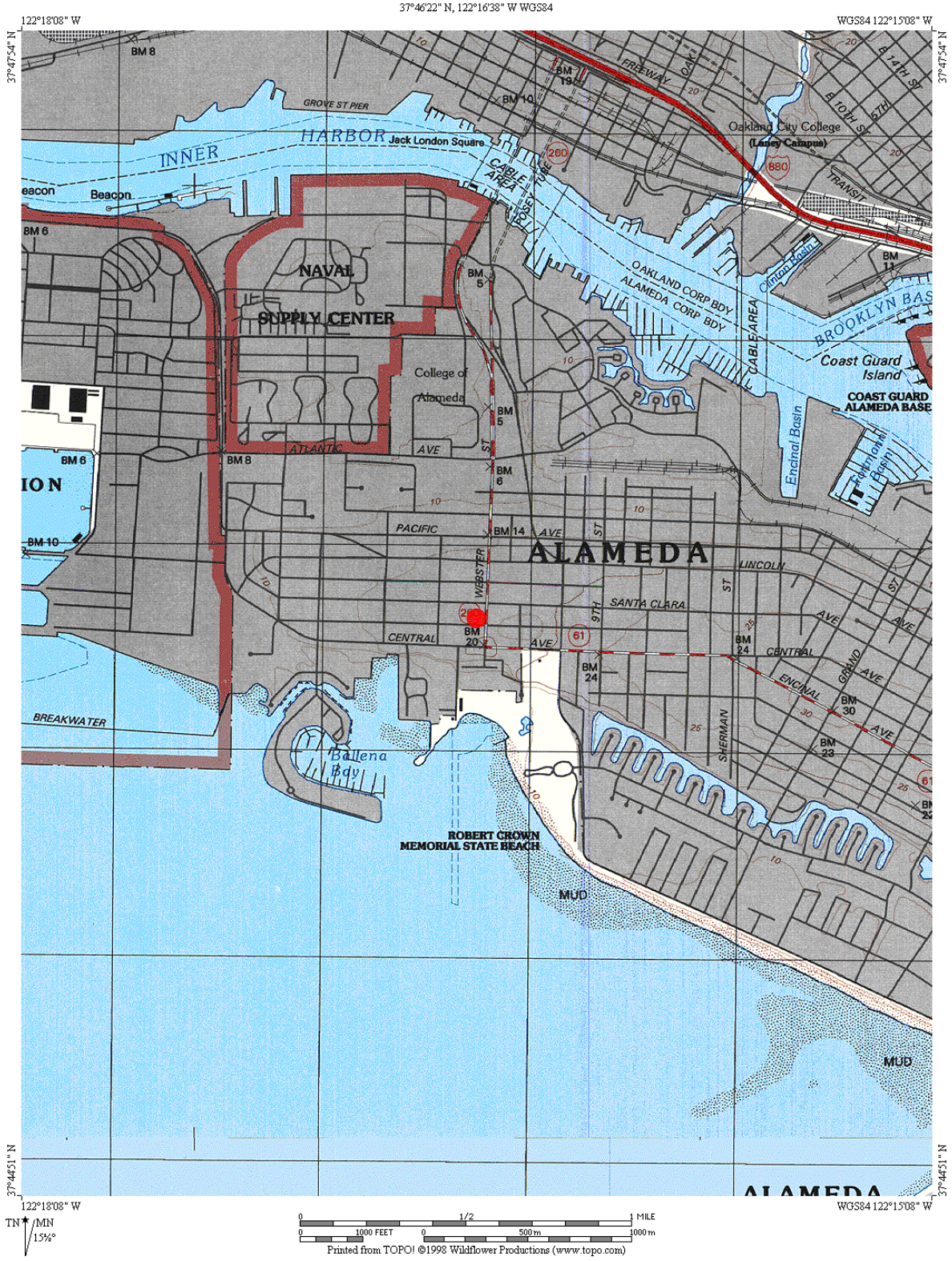


TABLE

Table
Summary of Groundwater Monitoring Results
Former Olympian Service Station
1435 Webster Street, Alameda CA.

Well ID	Sample Date	Depth to Water (ft)	Groundwater Elevation (ft msl)	TPHd	TPHg	B	T	E	X	MTBE	TRPH
				Concentrations in parts per billion (ppb)							
MW-1	6/3/93	NA(1)		NA	NA	NA	NA	NA	NA	NA	NA
	9/14/94	11.46	8.07	<50	14,000	44	28	25	50	NA	800
	12/30/94	9.22	10.31	<50	4,000	12	9	6.8	30	NA	<500
	3/26/95	6.76	12.77	<50	1,000	21	10	7.1	25	NA	2,100
	7/9/95	8.92	10.61	<50	16,000	57	28	25	53	NA	NA
	7/31/98	8.30	11.23	1,700	4,700	1,300	48	140	150	6,600	<5000
	2/11/99	7.91	11.62	2000	25,000	18,000	1,600	1,400	500	28,000	NA
	6/23/99	9.03	10.50	4,900	42,000	11,000	1,100	1,500	2,300	15,000	NA
	12/6/99	10.86	8.67	4,000	44,000	8,900	3,400	1,900	5,100	11,000	NA
	3/16/00	6.93	12.60	700	5,100	2,400	100	280	460	2,700(2)	NA
	6/13/00	8.73	10.80	2,800	17,000	5,300	260	720	790	7,000(2)	NA
	9/29/00	10.18	9.35	5,200*	50,000	11,000	2,900	1,900	4,600	7,200(2)	NA
	3/22/01	8.24	11.29	1,500*	8,600	2,600	750	250	950	3,200(2)	NA
	6/25/01	9.73	9.80	NA	18,000	1,200	1,800	970	3,200	1500(2)	NA
	9/28/01	11.06	8.47	NA	48,000	5,200	6100	2200	8100	4000	NA
	12/26/2001	8.11	11.42	NA	524	216	1.2	8.6	7.4	721	NA
	07/0705	8.69	10.84	NA	1,500	190	15	36	29	1,100	NA
	10/19/2005	10.25	9.28	NA	11,000	2,100	45	370	82	4,600	NA
	MW-2	6/3/93	9.54	10.26	<50	<50	5.8	<0.5	<0.5	<0.5	NA
9/14/94		11.82	7.98	<50	<50	<0.5	<0.5	<0.5	<0.5	NA	<500
12/30/94		9.46	10.34	<50	160	1.4	1.4	0.8	5	NA	<500
3/26/95		6.82	12.98	<50	<50	<0.5	<0.5	<0.5	<0.5	NA	<500
7/9/95		9.22	10.58	NA	NA	NA	NA	NA	NA	NA	NA
7/31/98		8.56	11.24	220	<50	<0.5	<0.5	<0.5	<0.5	73	<500
2/11/99		8.12	11.68	<50	<50	<0.5	<0.5	<0.5	<0.5	75	NA
6/23/99		9.33	10.47	420	<50	<0.5	<0.5	<0.5	<0.5	96	NA
12/6/99		11.20	8.60	<110	300	28	45	6	37	210	NA
3/16/00		6.88	12.92	<50	<50	1	<0.5	0.5	1	3	NA
6/13/00		8.99	10.81	<50	68	0.8	<0.5	<0.5	<0.5	38	NA
9/29/00		10.40	9.40	<50	67	0.8	0.5	<0.5	1	86(2)	NA
3/22/01		8.46	11.34	<50	<50	1	0.5	<0.5	1	14	NA
6/25/01		10.11	9.69	NA	<50	<0.5	<0.5	<0.5	<1.0	13	NA
9/28/01		11.40	8.40	NA	300	4	6	3	10	130	NA
12/26/01		8.28	11.52	NA	<50	<0.5	<0.5	<0.5	<1.0	<0.5	ND
7/7/05		8.99	10.81	NA	<50	<0.5	<0.5	<0.5	<1.0	20	NA
10/19/2005	10.63	9.17	NA	29	1.4	<0.5 (3)	<0.5	<0.5	19	NA	
MW-3	6/3/93	9.80	9.99	<50	<50	<0.5	<0.5	<0.5	<0.5	NA	<500
	9/14/94	12.19	7.60	<50	<50	<0.5	<0.5	<0.5	<0.5	NA	<500
	12/30/94	9.72	10.07	<50	<50	<0.5	<0.5	<0.5	<0.5	NA	<500
	3/26/95	6.88	12.91	<50	<50	<0.5	<0.5	<0.5	<0.5	NA	<500
	7/9/95	9.52	10.27	NA	NA	NA	NA	NA	NA	NA	NA
	7/31/98	8.40	11.39	<50	<50	<0.5	<0.5	<0.5	<0.5	<0.5	<5000
	2/11/99	7.77	12.02	<50	<50	<0.5	<0.5	<0.5	<0.5	<0.5	NA
	6/23/99	9.21	10.58	<50	<50	<0.5	<0.5	<0.5	<0.5	3	NA
	12/6/99	11.12	8.67	<110	<50	3	1	<0.5	1	0.6	NA
	3/16/00	6.48	13.31	<50	<50	<0.5	<0.5	<0.5	<1.0	1	NA
	6/13/00	8.76	11.03	<50	490	0.8	<0.5	<0.5	9	2	NA
	9/29/00	10.20	9.59	<50	57	<0.5	<0.5	<0.5	<1.0	<1.0(2)	NA
	3/22/01	8.24	11.55	<50	<50	<0.5	<0.5	<0.5	<1.0	2	NA
	6/25/01	10.04	9.75	NA	<50	<0.5	<0.5	<0.5	<1.0	0.8	NA
	9/28/01	11.34	8.45	NA	91	<0.5	<0.5	<0.5	2	2	NA
	12/26/01	8.01	11.78	NA	<50	<0.5	<0.5	<0.5	<1.0	<0.5	NA
	7/7/05	8.84	10.95	NA	<50	<0.5	<0.5	<0.5	<1.0	<0.5	NA
10/19/2005	10.58	9.21	NA	<25	<0.5	<0.5 (3)	<0.5	<0.5	<1.0	NA	

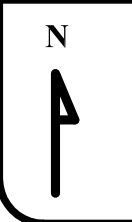
FIGURES



REVISIONS

DATE
11/21/2005

PAGE
1 of 1



LEGEND:
● = SITE



262 MICHELLE COURT
SOUTH SAN FRANCISCO

FIGURE 1:
VICINITY MAP

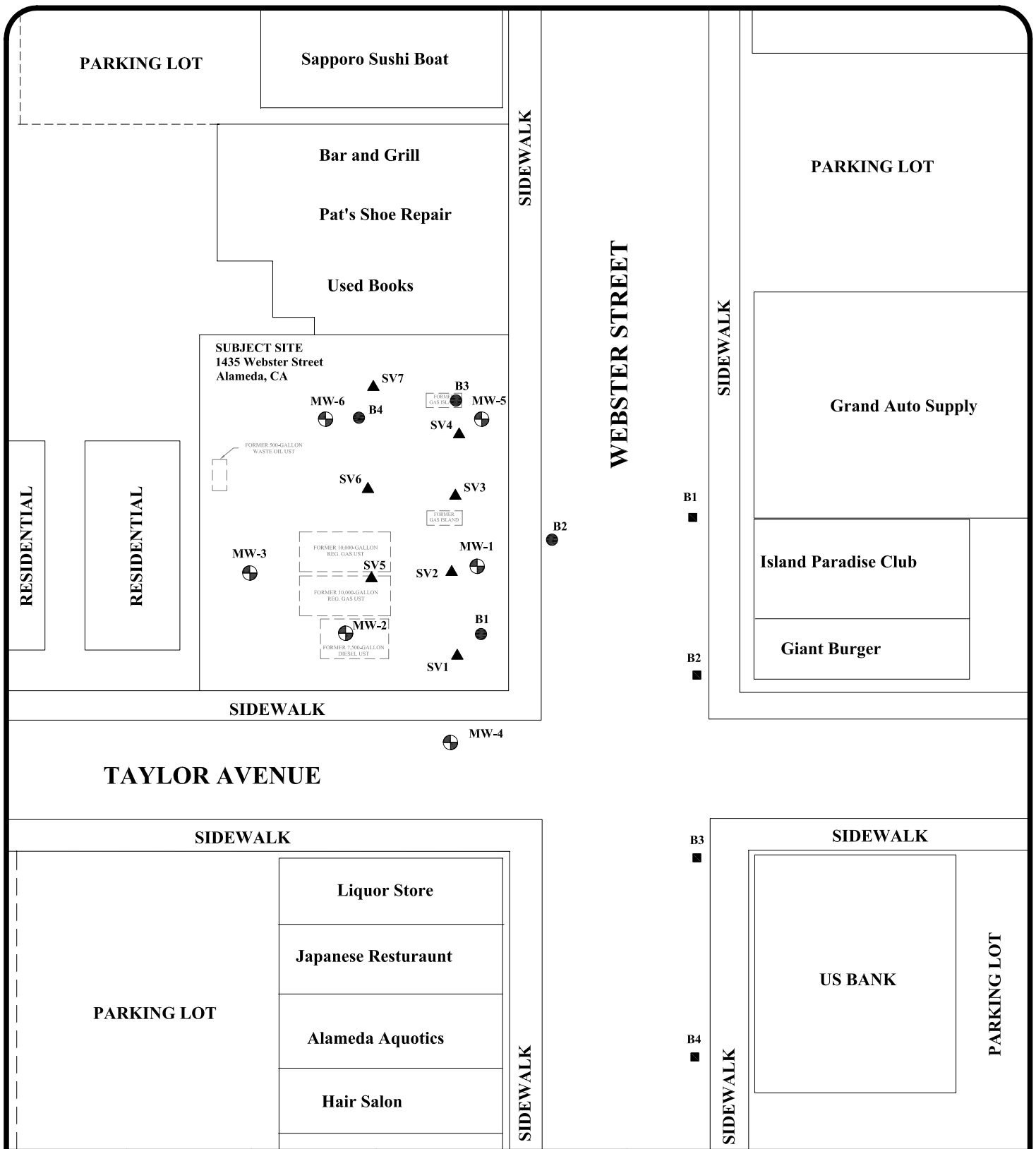
SITE:
1435 WEBSTER STREET
ALAMEDA, CA

Table
Summary of Groundwater Monitoring Results
Former Olympian Service Station
1435 Webster Street, Alameda CA.

Well ID	Sample Date	Depth to Water (ft)	Groundwater Elevation (ft msl)	TPHd	TPHg	B	T	E	X	MTBE	TRPH
				Concentrations in parts per billion (ppb)							
MW-4	12/6/99	10.79	8.51	160	<50	3	2	0.6	4	140	NA
	3/16/00	6.86	12.44	90	<50	0.5	0.5	<0.5	2	34	NA
	6/13/00	8.18	11.12	<50	56	<0.5	<0.5	<0.5	<1.0	1	NA
	9/29/00	10.11	9.19	<50	92	0.7	<0.5	<0.5	3	<1.0(2)	NA
	4/5/01	8.26	11.04	<50	51	<0.5	0.5	<0.5	1	6.0(2)	NA
	6/25/01	9.68	9.62	NA	<50	<0.5	<0.5	<0.5	<1.0	<0.5	NA
	9/28/01	10.98	8.32	NA	<50	<0.5	<0.5	<0.5	2	2	NA
	12/26/01	8.18	11.12	NA	<50	1.6	1.7	1.6	4.4	2.7	NA
	7/7/05	8.77	10.53	NA	<50	<0.5	<0.5	<0.5	<1.0	<0.5	NA
	10/19/2005	10.24	9.06	NA	<25	<0.5	<0.5	<0.5 (3)	<0.5	<0.5	<1.0
MW-5	12/6/99	10.17	8.82	2,800	30,000	2,200	3,300	910	7000	670	NA
	3/16/00	6.28	12.71	1,100	3,500	1,100	260	210	6300	260	NA
	6/13/00	7.95	11.04	1,100	6,500	2200	360	360	730	480	NA
	9/29/00	9.54	9.45	700*	3,900	990	120	300	340	390(2)	NA
	3/22/01	7.48	11.51	380*	4,300	780	240	250	530	190	NA
	6/25/01	9.05	9.94	NA	3,100	1000	110	200	320	140	NA
	9/28/01	10.39	8.60	NA	3,000	1200	77	120	170	770	NA
	12/26/01	7.28	11.71	NA	3,240	738	262	218	626	66.4	NA
	8/24/05	7.87	11.12	NA	150	57	3	8	3.9	67	NA
	10/19/2005	9.51	9.48	NA	560	130	3.8	23	9.3	230	NA
MW-6	12/6/99	11.46	8.81	110	<50	2	2	0.8	8	1	NA
	3/16/00	8.32	11.95	<50	<50	8	8	5	18	<0.5	NA
	6/13/00	9.14	11.13	<50	75	0.7	1	0.9	2	0.6	NA
	9/29/00	10.81	9.46	<50	<50	<0.5	<0.5	<0.5	<1.0	<0.5	NA
	3/22/01	8.64	11.63	<50	66	0.5	<0.5	<0.5	<1.0	3	NA
	6/25/01	10.39	9.88	NA	<50	<0.5	<0.5	<0.5	<1.0	4	NA
	9/28/01	11.70	8.57	NA	63	2	ND	ND	1	3	NA
	12/26/01	8.40	11.87	NA	<50	<0.5	<0.5	<0.5	1.4	<0.5	NA
	7/7/05	9.10	11.17	NA	<50	<0.5	<0.5	<0.5	<1.0	<0.5	NA
	10/19/2005	10.88	9.39	NA	<25	<0.5	<0.5 (3)	<0.5	<0.5	<1.0	NA
ESLs				NA	100	1	40	30	20	5	NA

Abbreviations / Notes

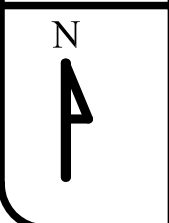
TPHd = Total Petroleum Hydrocarbons as Diesel (EPA Method 8015)
TPHg = Total Petroleum Hydrocarbons as Gasoline by EPA Method 8015; July 2005 by EPA 8260
BTEX = Benzene, Toluene, Ethylbenzene, Xylenes by EPA Method 8020; July 2005 by EPA 826C
MTBE = Methyl tert-butyl Ether by EPA Method 8020; July 2005 by EPA 826C
TRPH = Total Recoverable Petroleum Hydrocarbons
-X = Concentration less than laboratory reporting limit
(1) Well not accessible because of a car obstruction
NA = not analyzed or not available
* Does not match diesel chromatogram pattern
(2) Confirmed by EPA Method 8260
(3) Toluene was detected at concentrations of 1 ppb in sample from well MW-2, 0.74 ppb in sample from well MW-3, 0.9 ppb in sample from well MW-4, and 0.66 ppb in sample from well MW-6. Data were adjusted to non-detect because of the presence of toluene (0.81 ppb) in method blank and the sample results were less than 5 times in the blank (EPA, Laboratory Data Validation Functional Guidelines for Evaluating Organics Analyses, December 1994).
ESLs = Environmental Screening Levels obtained from Table F-1a, assuming groundwater is a current or potential drinking water resource (CARWQCB, Interim Final, February 2005).
February 2005).



REVISIONS

DATE:
11/21/2005

PAGE 1 OF 1



SCALE:
0 45



262 MICHELLE COURT
SOUTH SAN FRANCISCO

Figure 2: Site Map

- KEY:
- ⊕ Monitoring well location
 - Soil boring location, February 1999
 - Soil boring location, June 2001
 - ▲ Soil vapor same location, May 2003

**PUBLIC PARKING LOT
AND FORMER GAS STATION
1435 WEBSTER STREET
ALAMEDA, CALIFORNIA**

PROPERTY
BOUNDARY

FORMER
GAS ISLAND

MW-6
9.39
G = <25
B = <0.5
T = <0.5
E = <0.5
X = <0.5
M = <1.0

MW-5
9.48
G = 560
B = 130
T = 3.8
E = 23
X = 9.3
M = 230

FORMER 500-GALLON
WASTE OIL UST



FORMER
GAS ISLAND

MW-1
9.28
G = 11,000
B = 2,100
T = 45
E = 370
X = 82
M = 4,600

FORMER 10,000-GALLON
REG. GAS UST

FORMER 10,000-GALLON
REG. GAS UST

MW-3
9.21
G = <25
B = <0.5
T = 0.5
E = <0.5
X = <0.5
M = <1.0

MW-2
9.17
G = 29
B = 1.4
T = <0.5
E = <0.5
X = <0.5
M = 19

FORMER 7,500-GALLON
DIESEL UST

9.00'

Gradient
0.004 ft/ft

WEBSTER STREET

Fire Hydrant

SIDEWALK

TAYLOR AVENUE

MW-4
9.06
G = <25
B = <0.5
T = <0.5
E = <0.5
X = <0.5
M = <1.0

REVISIONS	DATE 11/21/2005	PAGE 1 of 1
	SCALE:	
262 MICHELLE COURT SOUTH SAN FRANCISCO		

Figure 3: Petroleum Hydrocarbon Concentration and Groundwater Elevation Map

KEY:

- Monitoring well location
- Groundwater elevation contour

MW-1	Monitoring well designation
GW ELEV.	Groundwater Elevation
G = TPHg	Petroleum hydrocarbon concentrations in groundwater (ppb)
B = Benzene	
T = Toluene	
E = Ethylbenzene	
X = Xylenes	
M = MTBE	

ATTACHMENT A
WELL SAMPLING LOGS

**TEC Accutite
Water Sample Field Data Sheet**

Project #: 1435 Webster Purged By: A.M. Well I.D.: MW-5
 Client Name: Olympian Sampled By: A.M. Sample I.D.: MW-5
 Location: 1435 Webster QA Samples: _____

Date Purged 8-24-05 Start (2400hr) 1017 End (2400hr) 1035
 Date Sampled 8-24-05 Sample Time (2400hr) 1121
 Sample Type: Groundwater Other: _____

Casing Diameter 2" 3" _____ 4" _____ 5" _____ 6" _____ 8" _____ Other _____

Depth to Bottom (feet) = 18.36 Depth to Water (feet) = 8.65
 DTB-DTW = 9.71 Purge (gal) = 1.65 x 3 (volumes) = 4.95 gal

Field Measurements

Date (mm/dd/yy)	Time (2400hr)	Volume (gal)	Temp. (degrees C)	Conductivity (µmhos/cm)	pH (units)	Color (visual)	Turbidity (NTU)	D.O. (mg/l)	Depth (ft)
8/24/05	1022	1.65	22.4	18.0A	6.58	Clear	Med-High		12.55
	1030	3.3	22.0	26.6	6.33	Clear	1		17.15
	1035	4.95 AM	well went			Dry			18.36

Sample Information

Sample Depth to Water: _____ Sample Turbidity: Med.

Odor: None Analysis: 8260B TPH BTEX MTBE Fuel OXYS
 Sample Vessel/Preservative: ~~3~~ 3 vols w/HCL

Purging Equipment

___ Bladder Pump ___ Bailer (Teflon)
 ___ Centrifugal Pump ___ Bailer (PVC or Disposable)
 ___ Submersible Pump ___ Bailer (Stainless Steel)
 Peristaltic Pump ___ Dedicated _____
 Other: _____
 Pump Depth: _____

Sampling Equipment

___ Bladder Pump ___ Bailer (Teflon)
 ___ Centrifugal Pump ___ Bailer (PVC or Disposable)
 ___ Submersible Pump ___ Bailer (Stainless Steel)
 Peristaltic Pump ___ Dedicated _____
 Other: _____

Well Integrity: Good Lock #: _____

NOTE: To Convert water column height to total amount of gallons in one well volume, multiply the water column height by A

Well Diameter	A
2"	0.17
4"	0.65
6"	1.47
8"	2.62

Signature: Anthony Mellye

**TEC Accutite
Water Sample Field Data Sheet**

Project #: H35 Webster Purged By: A.M. Well I.D.: MW-1
 Client Name: Olympian Sampled By: A.M. Sample I.D.: MW-1
 Location: H35 Webster Alameda QA Samples:

Date Purged 10/19/05 Start (2400hr) 1314 End (2400hr) 1319
 Date Sampled _____ Sample Time (2400hr) 1516
 Sample Type: Groundwater _____ Other: _____

Casing Diameter 2" 3" _____ 4" _____ 5" _____ 6" _____ 8" _____ Other _____

Depth to Bottom (feet) = 22.74 Depth to Water (feet) = ~~12.49~~ 10.25
 DTB-DTW = 12.49 Purge (gal) = 2.12 x 3 (volumes) = 6.36 gal

Field Measurements

Date (mm/dd/yy)	Time (2400hr)	Volume (gal)	Temp. (degrees F)	Conductivity (umhos/cm)	pH (units)	Color (visual)	Turbidity (NTU)	D.O. (mg/l)	Depth (ft)
10/19/05	1316	2.12	74.8	0.22	6.78	Clr	Mod	-	13.05
	1317		73.7	0.26	6.49	Cldy	High	-	15.00
	1319	6.36	73.9	0.27	6.57	↓	↓	-	16.20

Sample Information

Sample Depth to Water: 10.25 Sample Turbidity: low

Odor: petroleum hydrocarbons Analysis: 2260 TPHg BTEX Fuel Oxy's
 Sample Vessel/Preservative: 3 VOA's w/ HCL

Purging Equipment

___ Bladder Pump ___ Bailer (Teflon)
 ___ Centrifugal Pump ___ Bailer (PVC or Disposable)
 Submersible Pump ___ Bailer (Stainless Steel)
 ___ Peristaltic Pump ___ Dedicated _____

Other: _____

Pump Depth: 16 ft

Sampling Equipment

___ Bladder Pump ___ Bailer (Teflon)
 ___ Centrifugal Pump Bailer (PVC or disposable)
 ___ Submersible Pump ___ Bailer (Stainless Steel)
 ___ Peristaltic Pump ___ Dedicated _____

Other: _____

Well Integrity: good Lock #: _____

NOTE: To Convert water column height to total amount of gallons in one well volume, multiply the water column height by A

Well Diameter	A
2"	0.17
4"	0.65
6"	1.47
8"	2.62

Signature: Anthony M. Litya

**TEC Accutite
Water Sample Field Data Sheet**

Project #: 1435 Webster St. Purged By: A.M. Well I.D.: MW-2
 Client Name: Olympian Sampled By: A.M. Sample I.D.: MW-2
 Location: Alameda QA Samples:

Date Purged 10/19/05 Start (2400hr) 1255 End (2400hr) 1300
 Date Sampled ↓ Sample Time (2400hr) 1507
 Sample Type: Groundwater Other:

Casing Diameter 2" 3" 4" 5" 6" 8" Other

Depth to Bottom (feet) = 19.11 Depth to Water (feet) = 10.63
 DTB-DTW = 8.48 Purge (gal) = 1.44 x 3 (volumes) = 4.32 gal

Field Measurements

Date (mm/dd/yy)	Time (2400hr)	Volume (gal)	Temp. (degrees F)	Conductivity (µmhos/cm)	pH (units)	Color (visual)	Turbidity (NTU)	D.O. (mg/l)	Depth (ft)
<u>10/19/05</u>	<u>1256</u>	<u>1.44</u>	<u>77.1</u>	<u>.27</u>	<u>7.05</u>	<u>Ban</u>	<u>High</u>	<u>—</u>	<u>14.70</u>
<u>↓</u>	<u>1258</u>	<u>4.32</u>	<u>77.2</u>	<u>.24</u>	<u>7.14</u>	<u>↓</u>	<u>↓</u>	<u>—</u>	<u>15.00</u>
<u>↓</u>		<u>4.32</u>	<u>76.7</u>	<u>.28</u>	<u>7.05</u>	<u>↓</u>	<u>↓</u>	<u>—</u>	<u>15.70</u>

Sample Information

Sample Depth to Water: 10.63 Sample Turbidity: low

Odor: None Analysis: 8260 TPHg BTEX Fuel OXYS
 Sample Vessel/Preservative: 3 VOLS w/NCL

Purging Equipment

- Bladder Pump Bailer (Teflon)
- Centrifugal Pump Bailer (PVC or Disposable)
- Submersible Pump Bailer (Stainless Steel)
- Peristaltic Pump Dedicated

Other:
 Pump Depth: 15 ft

Sampling Equipment

- Bladder Pump Bailer (Teflon)
- Centrifugal Pump Bailer (PVC or disposable)
- Submersible Pump Bailer (Stainless Steel)
- Peristaltic Pump Dedicated

Other:

Well Integrity: Good Lock #:

NOTE: To Convert water column height to total amount of gallons in one well volume, multiply the water column height by A

Well Diameter	A
2"	0.17
4"	0.65
6"	1.47
8"	2.62

Signature: Anthony Melito

**TEC Accutite
Water Sample Field Data Sheet**

Project #: 1435 Webster Purged By: A.M. Well I.D.: MW-3
 Client Name: Olympian Sampled By: A.M. Sample I.D.: MW-3
 Location: Alameda QA Samples:

Date Purged 10/19/05 Start (2400hr) 1235 End (2400hr) 1240
 Date Sampled Sample Time (2400hr) 1500
 Sample Type: Groundwater Other:

Casing Diameter 2" 3" 4" 5" 6" 8" Other

Depth to Bottom (feet) = 21.91 Depth to Water (feet) = 10.58
 DTB-DTW = 11.33 Purge (gal) = 1.92 x 3 (volumes) = 5.77 gal

Field Measurements

Date (mm/dd/yy)	Time (2400hr)	Volume (gal)	Temp. (degrees F)	Conductivity (µmhos/cm)	pH (units)	Color (visual)	Turbidity (NTU)	D.O. (mg/l)	Depth (ft)
<u>10/19/05</u>	<u>1236</u>	<u>1.92</u>	<u>74.2</u>	<u>.26</u>	<u>6.65</u>	<u>Bm</u>	<u>High</u>		<u>11.90</u>
	<u>1238</u>	<u>3.84</u>	<u>76.4</u>	<u>.26</u>	<u>6.31</u>	<u>↓</u>	<u>↓</u>		<u>12.50</u>
	<u>1240</u>	<u>5.77</u>	<u>78.5</u>	<u>.26</u>	<u>6.28</u>	<u>↓</u>	<u>↓</u>		<u>13.00</u>

Sample Information

Sample Depth to Water: 10.58 Sample Turbidity: low

Odor: None Analysis: 2260 TPHg BTEX Fuel Oxy's
 Sample Vessel/Preservative: 3 VOLS W/NCL

Purging Equipment

Bladder Pump Bailer (Teflon)
 Centrifugal Pump Bailer (PVC or Disposable)
 Submersible Pump Bailer (Stainless Steel)
 Peristaltic Pump Dedicated

Other:
 Pump Depth: 15 ft

Sampling Equipment

Bladder Pump Bailer (Teflon)
 Centrifugal Pump Bailer (PVC or disposable)
 Submersible Pump Bailer (Stainless Steel)
 Peristaltic Pump Dedicated

Other:

Well Integrity: Good Lock #:

NOTE: To Convert water column height to total amount of gallons in one well volume, multiply the water column height by A

Well Diameter	A
2"	0.17
4"	0.65
6"	1.47
8"	2.62

Signature: Anthony McIntyre

**TEC Accutite
Water Sample Field Data Sheet**

Project #: 1435 Webster Purged By: A.M. Well I.D.: MW-4
 Client Name: Olympian Sampled By: A.M. Sample I.D.: MW-4
 Location: Alameda QA Samples:

Date Purged 10/19/05 Start (2400hr) 1425 End (2400hr) 1427
 Date Sampled ↓ Sample Time (2400hr) 1531
 Sample Type: Groundwater Other:

Casing Diameter 2" 3" 4" 5" 6" 8" Other

Depth to Bottom (feet) = 17.55 Depth to Water (feet) = 10.24
 DTB-DTW = 7.31 Purge (gal) = 1.25 x 3 (volumes) = 3.75 gal

Field Measurements

Date (mm/dd/yy)	Time (2400hr)	Volume (gal)	Temp. (degrees F)	Conductivity (µmhos/cm)	pH (units)	Color (visual)	Turbidity (NTU)	D.O. (mg/l)	Depth (ft)
10/19/05	1426	1.25	79.2	227	6.75	Clean	10W	—	17.65
↓	1427	2.50	79.4	227	6.78	Clear	10W	—	18.70
↓	1427	3.75 (3.75 gal)		well	weat	f	Dry		

Sample Information

Sample Depth to Water: 10.24 Sample Turbidity: 10W

Odor: None Analysis: 8260 TPHg BTEX Fuel Oxy's
 Sample Vessel/Preservative: VOA's W/HCL

Purging Equipment

Bladder Pump Bailer (Teflon)
 Centrifugal Pump Bailer (PVC or Disposable)
 Submersible Pump Bailer (Stainless Steel)
 Peristaltic Pump Dedicated

Other:
 Pump Depth: 14 ft.

Sampling Equipment

Bladder Pump Bailer (Teflon)
 Centrifugal Pump Bailer (PVC or disposable)
 Submersible Pump Bailer (Stainless Steel)
 Peristaltic Pump Dedicated

Other:

Well Integrity: Good Lock #:

NOTE: To Convert water column height to total amount of gallons in one well volume, multiply the water column height by A

Well Diameter	A
2"	0.17
4"	0.65
6"	1.47
8"	2.62

Signature: Anthony M. [Signature]

**TEC Accutite
Water Sample Field Data Sheet**

Project #: 1435 Webster Purged By: A.M. Well I.D.: MW-5
 Client Name: Olympian Sampled By: A.M. Sample I.D.: MW-5
 Location: Alameda QA Samples:

Date Purged 10/19/05 Start (2400hr) 1336 End (2400hr)
 Date Sampled Sample Time (2400hr) 1525
 Sample Type: Groundwater Other:

Casing Diameter 2" 3" 4" 5" 6" 8" Other

Depth to Bottom (feet) = 18.36 Depth to Water (feet) = 9.51
 DTB-DTW = 8.85 Purge (gal) = 1.5 x 3 (volumes) = 4.50 gal

Field Measurements

Date (mm/dd/yy)	Time (2400hr)	Volume (gal)	Temp. (degrees F)	Conductivity (µmhos/cm)	pH (units)	Color (visual)	Turbidity (NTU)	D.O. (mg/l)	Depth (ft)
10/19/05	1339	1.5	77.3	0.29	6.97	BLK	High	—	17.2
↓	1340	4.50	well went dry						

Sample Information

Sample Depth to Water: 9.51 Sample Turbidity: low

Odor: None Analysis: 8260 TPNg BTEX Fuel Oxy's
 Sample Vessel/Preservative: 3 VOA's w/HCL

Purging Equipment

- Bladder Pump Bailer (Teflon)
 Centrifugal Pump Bailer (PVC or Disposable)
 Submersible Pump Bailer (Stainless Steel)
 Peristaltic Pump Dedicated

Other:
 Pump Depth: 13 ft

Sampling Equipment

- Bladder Pump Bailer (Teflon)
 Centrifugal Pump Bailer (PVC or disposable)
 Submersible Pump Bailer (Stainless Steel)
 Peristaltic Pump Dedicated

Other:

Well Integrity: Good Lock #:

NOTE: To Convert water column height to total amount of gallons in one well volume, multiply the water column height by A

Well Diameter	A
2"	0.17
4"	0.65
6"	1.47
8"	2.62

Signature: Anthony M. [Signature]

**TEC Accutite
Water Sample Field Data Sheet**

Project #: 1435 Webster Purged By: A.M. Well I.D.: MW-6
 Client Name: Olympian Sampled By: A.M. Sample I.D.: MW-6
 Location: Alameda QA Samples: MS/MSD

Date Purged 10/17/05 Start (2400hr) 1201 End (2400hr) 1214
 Date Sampled ↓ Sample Time (2400hr) 1445
 Sample Type: Groundwater Other: _____

Casing Diameter 2" 3" _____ 4" _____ 5" _____ 6" _____ 8" _____ Other _____

Depth to Bottom (feet) = 19.39 Depth to Water (feet) = 10.88
 DTB-DTW = 8.51 Purge (gal) = 1.44 x 3 (volumes) = 4.34 gal

Field Measurements

Date (mm/dd/yy)	Time (2400hr)	Volume (gal)	Temp. (degrees F)	Conductivity (µmhos/cm)	pH (units)	Color (visual)	Turbidity (NTU)	D.O. (mg/l)	Depth (ft)
10/19/05	1208	1.44	75.4	.25	6.14	clear	Mod		12.8
↓	1211		74.4	.28	6.14	clear	Mod		14.1
↓	1214	4.34	72.6	.28	6.22	↓	↓		15.35

Sample Information

Sample Depth to Water: 10.88 Sample Turbidity: low
 Odor: None Analysis: 8060 TPHg BTEX Fuels/Oxys
 Sample Vessel/Preservative: 9 VOA's w/HCL

Purging Equipment

___ Bladder Pump ___ Bailer (Teflon)
 ___ Centrifugal Pump ___ Bailer (PVC or Disposable)
 Submersible Pump ___ Bailer (Stainless Steel)
 ___ Peristaltic Pump ___ Dedicated _____

Other: _____
 Pump Depth: 14 ft.

Sampling Equipment

___ Bladder Pump ___ Bailer (Teflon)
 ___ Centrifugal Pump Bailer (PVC or disposable)
 ___ Submersible Pump ___ Bailer (Stainless Steel)
 ___ Peristaltic Pump ___ Dedicated _____

Other: _____

Well Integrity: Good Lock #: _____

NOTE: To Convert water column height to total amount of gallons in one well volume, multiply the water column height by A

Well Diameter	A
2"	0.17
4"	0.65
6"	1.47
8"	2.62

Signature: Anthony McIntyre

ATTACHMENT B
LABORATORY REPORT AND CHAIN-OF-CUSTODY DOCUMENTATION

TEC Accutite

September 08, 2005

262 Michelle Court,
South San Francisco, CA 94080

Attn.: Shawn Vaughn

Project#: 1435 Webster

Project: 1435 Webster

Dear Mr. Vaughn

Attached is our report for your samples received on 08/25/2005 18:00

This report has been reviewed and approved for release. Reproduction of this report is permitted only in its entirety.

Please note that any unused portion of the samples will be discarded after 10/09/2005 unless you have requested otherwise.

We appreciate the opportunity to be of service to you. If you have any questions, please call me at (925) 484-1919.

You can also contact me via email. My email address is: dsharma@stl-inc.com

Sincerely,



Dimple Sharma
Project Manager

Fuel Oxygenates by 8260B

TEC Accutite

Attn.: Shawn Vaughn

262 Michelle Court,
South San Francisco, CA 94080
Phone: (650) 616-1205 Fax: (650) 952-7631

Project: 1435 Webster
1435 Webster

Received: 08/25/2005 18:00

Samples Reported

Sample Name	Date Sampled	Matrix	Lab #
MW-5	08/24/2005 11:21	Water	1

Fuel Oxygenates by 8260B

TEC Accutite

Attn.: Shawn Vaughn

262 Michelle Court,
South San Francisco, CA 94080
Phone: (650) 616-1205 Fax: (650) 952-7631

Project: 1435 Webster
1435 Webster

Received: 08/25/2005 18:00

Prep(s): 5030B	Test(s): 8260B
Sample ID: MW-5	Lab ID: 2005-08-0737 - 1
Sampled: 08/24/2005 11:21	Extracted: 9/6/2005 10:02
Matrix: Water	QC Batch#: 2005/09/06-01.64
pH: <2	

Compound	Conc.	RL	Unit	Dilution	Analyzed	Flag
Gasoline	150	50	ug/L	1.00	09/06/2005 10:02	
tert-Butyl alcohol (TBA)	18	5.0	ug/L	1.00	09/06/2005 10:02	
Methyl tert-butyl ether (MTBE)	67	0.50	ug/L	1.00	09/06/2005 10:02	
Di-isopropyl Ether (DIPE)	ND	1.0	ug/L	1.00	09/06/2005 10:02	
Ethyl tert-butyl ether (ETBE)	ND	0.50	ug/L	1.00	09/06/2005 10:02	
tert-Amyl methyl ether (TAME)	ND	0.50	ug/L	1.00	09/06/2005 10:02	
1,2-DCA	3.0	0.50	ug/L	1.00	09/06/2005 10:02	
EDB	ND	0.50	ug/L	1.00	09/06/2005 10:02	
Benzene	57	0.50	ug/L	1.00	09/06/2005 10:02	
Toluene	3.0	0.50	ug/L	1.00	09/06/2005 10:02	
Ethylbenzene	8.0	0.50	ug/L	1.00	09/06/2005 10:02	
Total xylenes	3.9	1.0	ug/L	1.00	09/06/2005 10:02	
Ethanol	ND	25	ug/L	1.00	09/06/2005 10:02	
Surrogate(s)						
1,2-Dichloroethane-d4	92.7	73-130	%	1.00	09/06/2005 10:02	
Toluene-d8	102.7	81-114	%	1.00	09/06/2005 10:02	

Fuel Oxygenates by 8260B

TEC Accutite

Attn.: Shawn Vaughn

262 Michelle Court,
South San Francisco, CA 94080
Phone: (650) 616-1205 Fax: (650) 952-7631

Project: 1435 Webster
1435 Webster

Received: 08/25/2005 18:00

Batch QC Report

Prep(s): 5030B

Test(s): 8260B

Method Blank

Water

QC Batch # 2005/09/06-01.64

MB: 2005/09/06-01.64-028

Date Extracted: 09/06/2005 09:28

Compound	Conc.	RL	Unit	Analyzed	Flag
Gasoline	ND	50	ug/L	09/06/2005 09:28	
tert-Butyl alcohol (TBA)	ND	5.0	ug/L	09/06/2005 09:28	
Methyl tert-butyl ether (MTBE)	ND	0.5	ug/L	09/06/2005 09:28	
Di-isopropyl Ether (DIPE)	ND	1.0	ug/L	09/06/2005 09:28	
Ethyl tert-butyl ether (ETBE)	ND	0.5	ug/L	09/06/2005 09:28	
tert-Amyl methyl ether (TAME)	ND	0.5	ug/L	09/06/2005 09:28	
1,2-DCA	ND	0.5	ug/L	09/06/2005 09:28	
EDB	ND	0.5	ug/L	09/06/2005 09:28	
Benzene	ND	0.5	ug/L	09/06/2005 09:28	
Toluene	ND	0.5	ug/L	09/06/2005 09:28	
Ethylbenzene	ND	0.5	ug/L	09/06/2005 09:28	
Total xylenes	ND	1.0	ug/L	09/06/2005 09:28	
Ethanol	ND	25	ug/L	09/06/2005 09:28	
Surrogates(s)					
1,2-Dichloroethane-d4	99.0	73-130	%	09/06/2005 09:28	
Toluene-d8	104.8	81-114	%	09/06/2005 09:28	

Fuel Oxygenates by 8260B

TEC Accutite

Attn.: Shawn Vaughn

262 Michelle Court,
South San Francisco, CA 94080
Phone: (650) 616-1205 Fax: (650) 952-7631

Project: 1435 Webster
1435 Webster

Received: 08/25/2005 18:00

Batch QC Report										
Prep(s): 5030B							Test(s): 8260B			
Laboratory Control Spike				Water			QC Batch # 2005/09/06-01.64			
LCS	2005/09/06-01.64-007			Extracted: 09/06/2005			Analyzed: 09/06/2005 09:07			
LCSD										

Compound	Conc. ug/L		Exp.Conc.	Recovery %		RPD	Ctrl.Limits %		Flags	
	LCS	LCSD		LCS	LCSD		%	Rec.	RPD	LCS
Methyl tert-butyl ether (MTBE)	22.0		25.0	88.0			65-165	20		
Benzene	26.2		25.0	104.8			69-129	20		
Toluene	27.5		25.0	110.0			70-130	20		
Surrogates(s)										
1,2-Dichloroethane-d4	431		500	86.2			73-130			
Toluene-d8	529		500	105.8			81-114			

Fuel Oxygenates by 8260B

TEC Accutite

Attn.: Shawn Vaughn

262 Michelle Court,
South San Francisco, CA 94080
Phone: (650) 616-1205 Fax: (650) 952-7631

Project: 1435 Webster
1435 Webster

Received: 08/25/2005 18:00

Batch QC Report											
Prep(s): 5030B						Test(s): 8260B					
Matrix Spike (MS / MSD)				Water				QC Batch # 2005/09/06-01.64			
MW-5 >> MS						Lab ID: 2005-08-0737 - 001					
MS: 2005/09/06-01.64-023			Extracted: 09/06/2005			Analyzed: 09/06/2005 10:23			Dilution: 1.00		
MSD: 2005/09/06-01.64-044			Extracted: 09/06/2005			Analyzed: 09/06/2005 10:44			Dilution: 1.00		

Compound	Conc. ug/L			Spk.Level ug/L	Recovery %			Limits %		Flags	
	MS	MSD	Sample		MS	MSD	RPD	Rec.	RPD	MS	MSD
Methyl tert-butyl ether	97.2	101	67.1	25.0	120.4	135.6	11.9	65-165	20		
Benzene	85.4	84.7	57.4	25.0	112.0	109.2	2.5	69-129	20		
Toluene	31.6	30.1	2.97	25.0	114.5	108.5	5.4	70-130	20		
Surrogate(s)											
1,2-Dichloroethane-d4	459	459		500	91.8	91.8		73-130			
Toluene-d8	526	516		500	105.2	103.1		81-114			

2005-08-0737

Report To					Analysis Request													Number of Containers						
Attn: <u>Shawn Vaughn</u>																								
Company: <u>TEC Accutite</u>																								
Address: <u>262 Michelle Ct.</u>																								
Phone: <u>650 616 1204</u> Email: <u>Shawn@Tecaccutite</u>																								
Bill To: <u>Accounts</u>		Sampled By: <u>A.M.</u>																						
Attn:		Phone: <u>650 616 1200</u>																						
Sample ID	Date	Time	Mat rix	Pres erv.	TPH EPA - <input type="checkbox"/> 8015/8021 <input type="checkbox"/> 8250B <input type="checkbox"/> Gas w/ <input type="checkbox"/> BTEX <input type="checkbox"/> MTBE	Purgeable Aromatics BTEX EPA - <input type="checkbox"/> 8021 <input type="checkbox"/> 8260B	TEPH EPA 8015M* <input type="checkbox"/> Silica Gel <input type="checkbox"/> Diesel <input type="checkbox"/> Motor Oil <input type="checkbox"/> Other	Fuel Tests EPA 8260B <input type="checkbox"/> Gas <input type="checkbox"/> BTEX <input type="checkbox"/> Five Oxygenates <input type="checkbox"/> OCA, ED9, Ethanol	Purgeable Halocarbons (HVOCs) EPA 8021 by 8260B	Volatile Organics GC/MS (VOCs) <input type="checkbox"/> EPA 8260B <input type="checkbox"/> 824	Semivolatiles GC/MS <input type="checkbox"/> EPA 8270 <input type="checkbox"/> 625	Oil and Grease <input type="checkbox"/> Petroleum (EPA 1664) <input type="checkbox"/> Total	Pesticides <input type="checkbox"/> EPA 8081 <input type="checkbox"/> 608 PCBs <input type="checkbox"/> EPA 8082 <input type="checkbox"/> 606	PNAs by <input type="checkbox"/> 8270 <input type="checkbox"/> 8310	CAM17 Metals (EPA 6010/7470/7471)	Metals: <input type="checkbox"/> Lead <input type="checkbox"/> LUFT <input type="checkbox"/> RCRA <input type="checkbox"/> Other:	Low Level Metals by EPA 200.8/6020 (ICP-MS):	W.E.T (STLC) TCLP	Hexavalent Chromium pH (24h hold time for H ₂ O)	Spec Cond. <input type="checkbox"/> Alkalinity TSS <input type="checkbox"/> TDS <input type="checkbox"/>	Anions: <input type="checkbox"/> Cl <input type="checkbox"/> SO ₄ <input type="checkbox"/> NO ₃ <input type="checkbox"/> F <input type="checkbox"/> Br <input type="checkbox"/> NO ₂ <input type="checkbox"/> PO ₄			
MW-5	8/24/05	11:31	W	HCL				X																3

Project Info.		Sample Receipt	
Project Name: <u>1435 Webster</u>	# of Containers:		
Project#: <u>1435 Webster</u>	Head Space:		
PO#: <u>11003</u>	Temp: <u>2°C</u>		
Credit Card#:	Conforms to record:		

1) Relinquished by:
Shawn Vaughn 1200
Signature _____ Time _____
Shawn Vaughn 8/25/05
Printed Name _____ Date _____
Company: TEC

2) Relinquished by:
[Signature]
Signature _____ Time _____
[Signature] 8/24/05
Printed Name _____ Date _____
Company: STL-SF

3) Relinquished by:
Signature _____ Time _____
Printed Name _____ Date _____
Company _____

T A T	<u>5</u> Day	72h	48h	24h	Other:
Report: <input checked="" type="checkbox"/> Routine <input type="checkbox"/> Level 3 <input type="checkbox"/> Level 4 <input type="checkbox"/> EOD <input type="checkbox"/> State Tank Fund EDF Special Instructions / Comments: <u>Global ID 76600100766</u>					

1) Received by:
[Signature] 1200
Signature _____ Time _____
[Signature] 8/25/05
Printed Name _____ Date _____
Company: STL-SF

2) Received by:
[Signature] 1800
Signature _____ Time _____
[Signature] 8/25/05
Printed Name _____ Date _____
Company: STL-SF

3) Received by:
Signature _____ Time _____
Printed Name _____ Date _____
Company _____

*STL SF reports 8015M from C₉-C₂₄ (Industry norm). Default for 8015B is C₁₀-C₂₀

Entech Analytical Labs, Inc.

3334 Victor Court • Santa Clara, CA 95054 • (408) 588-0200 • Fax (408) 588-0201

Shawn Vaughn
TEC Accutite
262 Michelle Court
South San Francisco, CA 94080

Lab Certificate Number: 45911
Issued: 10/27/2005

Project Name: 1435 Webster

Project Location: Alameda, CA
P.O. Number: 11162
Global ID: T0600100766

Certificate of Analysis - Final Report

On October 21, 2005, samples were received under chain of custody for analysis.
Entech analyzes samples "as received" unless otherwise noted. The following results are included:

<u>Matrix</u>	<u>Test</u>	<u>Comments</u>
Liquid	Electronic Deliverables EPA 8260B - GC/MS	
	TPH as Gasoline by GC/MS	

Entech Analytical Labs, Inc. is certified for environmental analyses by the State of California (#2346).
If you have any questions regarding this report, please call us at 408-588-0200 ext. 225.

Sincerely,



Laurie Glantz-Murphy
Laboratory Director

Entech Analytical Labs, Inc.

3334 Victor Court , Santa Clara, CA 95054

Phone: (408) 588-0200

Fax: (408) 588-0201

TEC Accutite
262 Michelle Court
South San Francisco, CA 94080
Attn: Shawn Vaughn

Date Received: 10/21/2005 11:20:16 AM
Project ID: 1435 Webster

Project Name: 1435 Webster
GlobalID: T0600100766
P.O. Number: 11162
Sample Collected by: Client

Certificate of Analysis - Data Report

Lab #: 45911-001 Sample ID: MW-1

Matrix: Liquid Sample Date: 10/19/2005 3:16 PM

EPA 8260B EPA 624		8260Petroleum							
Parameter	Result	Qual	D/P-F	Detection Limit	Units	Prep Date	Prep Batch	Analysis Date	QC Batch
Benzene	2100		50	25	µg/L	N/A	N/A	10/25/2005	WM2051025
Toluene	45		50	25	µg/L	N/A	N/A	10/25/2005	WM2051025
Ethyl Benzene	370		50	25	µg/L	N/A	N/A	10/25/2005	WM2051025
Xylenes, Total	82		50	25	µg/L	N/A	N/A	10/25/2005	WM2051025
Methyl-t-butyl Ether	4600		50	50	µg/L	N/A	N/A	10/25/2005	WM2051025
tert-Butyl Ethyl Ether	ND		50	250	µg/L	N/A	N/A	10/25/2005	WM2051025
tert-Butanol (TBA)	ND		50	500	µg/L	N/A	N/A	10/25/2005	WM2051025
Diisopropyl Ether	ND		50	250	µg/L	N/A	N/A	10/25/2005	WM2051025
tert-Amyl Methyl Ether	ND		50	250	µg/L	N/A	N/A	10/25/2005	WM2051025
1,2-Dichloroethane	200		50	25	µg/L	N/A	N/A	10/25/2005	WM2051025
1,2-Dibromoethane (EDB)	ND		50	25	µg/L	N/A	N/A	10/25/2005	WM2051025
Ethanol	ND		50	5000	µg/L	N/A	N/A	10/25/2005	WM2051025

Surrogate	Surrogate Recovery	Control Limits (%)
4-Bromofluorobenzene	90.8	70 - 130
Dibromofluoromethane	94.7	70 - 130
Toluene-d8	97.0	70 - 130

Analyzed by: TAF
Reviewed by: xbian

GC-MS		TPH as Gasoline - GC-MS							
Parameter	Result	Qual	D/P-F	Detection Limit	Units	Prep Date	Prep Batch	Analysis Date	QC Batch
TPH as Gasoline	11000		50	1200	µg/L	N/A	N/A	10/25/2005	WM2051025

Surrogate	Surrogate Recovery	Control Limits (%)
4-Bromofluorobenzene	99.6	70 - 130
Dibromofluoromethane	105	70 - 130
Toluene-d8	99.9	70 - 130

Analyzed by: TAF
Reviewed by: xbian

Entech Analytical Labs, Inc.

3334 Victor Court, Santa Clara, CA 95054

Phone: (408) 588-0200

Fax: (408) 588-0201

TEC Accutite
262 Michelle Court
South San Francisco, CA 94080
Attn: Shawn Vaughn

Date Received: 10/21/2005 11:20:16 AM

Project ID: 1435 Webster

Project Name: 1435 Webster

GlobalID: T0600100766

P.O. Number: 11162

Sample Collected by: Client

Certificate of Analysis - Data Report

Lab #: 45911-002 Sample ID: MW-2

Matrix: Liquid Sample Date: 10/19/2005 3:07 PM

EPA 8260B EPA 624		8260Petroleum							
Parameter	Result	Qual	D/P-F	Detection Limit	Units	Prep Date	Prep Batch	Analysis Date	QC Batch
Benzene	1.4		1.0	0.50	µg/L	N/A	N/A	10/24/2005	WM2051024B
Toluene	1.0	B	1.0	0.50	µg/L	N/A	N/A	10/24/2005	WM2051024B
Ethyl Benzene	ND		1.0	0.50	µg/L	N/A	N/A	10/24/2005	WM2051024B
Xylenes, Total	ND		1.0	0.50	µg/L	N/A	N/A	10/24/2005	WM2051024B
Methyl-t-butyl Ether	19		1.0	1.0	µg/L	N/A	N/A	10/24/2005	WM2051024B
tert-Butyl Ethyl Ether	ND		1.0	5.0	µg/L	N/A	N/A	10/24/2005	WM2051024B
tert-Butanol (TBA)	ND		1.0	10	µg/L	N/A	N/A	10/24/2005	WM2051024B
Diisopropyl Ether	ND		1.0	5.0	µg/L	N/A	N/A	10/24/2005	WM2051024B
tert-Amyl Methyl Ether	ND		1.0	5.0	µg/L	N/A	N/A	10/24/2005	WM2051024B
1,2-Dichloroethane	0.95		1.0	0.50	µg/L	N/A	N/A	10/24/2005	WM2051024B
1,2-Dibromoethane (EDB)	ND		1.0	0.50	µg/L	N/A	N/A	10/24/2005	WM2051024B
Ethanol	ND		1.0	100	µg/L	N/A	N/A	10/24/2005	WM2051024B

Surrogate	Surrogate Recovery	Control Limits (%)
4-Bromofluorobenzene	90.8	70 - 130
Dibromofluoromethane	93.4	70 - 130
Toluene-d8	95.8	70 - 130

Analyzed by: TAF

Reviewed by: MaiChiTu

B = This analyte was found in the associated Method Blank.

GC-MS		TPH as Gasoline - GC-MS							
Parameter	Result	Qual	D/P-F	Detection Limit	Units	Prep Date	Prep Batch	Analysis Date	QC Batch
TPH as Gasoline	29		1.0	25	µg/L	N/A	N/A	10/24/2005	WM2051024B

Surrogate	Surrogate Recovery	Control Limits (%)
4-Bromofluorobenzene	99.5	70 - 130
Dibromofluoromethane	104	70 - 130
Toluene-d8	98.6	70 - 130

Analyzed by: TAF

Reviewed by: MaiChiTu

Entech Analytical Labs, Inc.

3334 Victor Court, Santa Clara, CA 95054

Phone: (408) 588-0200

Fax: (408) 588-0201

TEC Accutite
262 Michelle Court
South San Francisco, CA 94080
Attn: Shawn Vaughn

Date Received: 10/21/2005 11:20:16 AM
Project ID: 1435 Webster

Project Name: 1435 Webster
GlobalID: T0600100766
P.O. Number: 11162
Sample Collected by: Client

Certificate of Analysis - Data Report

Lab #: 45911-003 Sample ID: MW-3

Matrix: Liquid Sample Date: 10/19/2005 3:00 PM

Parameter	Result	Qual	D/P-F	Detection Limit	Units	Prep Date	Prep Batch	Analysis Date	8260Petroleum
									QC Batch
Benzene	ND		1.0	0.50	µg/L	N/A	N/A	10/24/2005	WM2051024B
Toluene	0.74	B	1.0	0.50	µg/L	N/A	N/A	10/24/2005	WM2051024B
Ethyl Benzene	ND		1.0	0.50	µg/L	N/A	N/A	10/24/2005	WM2051024B
Xylenes, Total	ND		1.0	0.50	µg/L	N/A	N/A	10/24/2005	WM2051024B
Methyl-t-butyl Ether	ND		1.0	1.0	µg/L	N/A	N/A	10/24/2005	WM2051024B
tert-Butyl Ethyl Ether	ND		1.0	5.0	µg/L	N/A	N/A	10/24/2005	WM2051024B
tert-Butanol (TBA)	ND		1.0	10	µg/L	N/A	N/A	10/24/2005	WM2051024B
Diisopropyl Ether	ND		1.0	5.0	µg/L	N/A	N/A	10/24/2005	WM2051024B
tert-Amyl Methyl Ether	ND		1.0	5.0	µg/L	N/A	N/A	10/24/2005	WM2051024B
1,2-Dichloroethane	ND		1.0	0.50	µg/L	N/A	N/A	10/24/2005	WM2051024B
1,2-Dibromoethane (EDB)	ND		1.0	0.50	µg/L	N/A	N/A	10/24/2005	WM2051024B
Ethanol	ND		1.0	100	µg/L	N/A	N/A	10/24/2005	WM2051024B

Surrogate	Surrogate Recovery	Control Limits (%)
4-Bromofluorobenzene	90.3	70 - 130
Dibromofluoromethane	94.0	70 - 130
Toluene-d8	96.4	70 - 130

Analyzed by: TAF
Reviewed by: MaiChiTu

B = This analyte was found in the associated Method Blank.

Parameter	Result	Qual	D/P-F	Detection Limit	Units	Prep Date	Prep Batch	Analysis Date	TPH as Gasoline - GC-MS
									QC Batch
TPH as Gasoline	ND		1.0	25	µg/L	N/A	N/A	10/24/2005	WM2051024B

Surrogate	Surrogate Recovery	Control Limits (%)
4-Bromofluorobenzene	99.0	70 - 130
Dibromofluoromethane	104	70 - 130
Toluene-d8	99.2	70 - 130

Analyzed by: TAF
Reviewed by: MaiChiTu

Entech Analytical Labs, Inc.

3334 Victor Court , Santa Clara, CA 95054

Phone: (408) 588-0200

Fax: (408) 588-0201

TEC Accutite
262 Michelle Court
South San Francisco, CA 94080
Attn: Shawn Vaughn

Date Received: 10/21/2005 11:20:16 AM

Project ID: 1435 Webster

Project Name: 1435 Webster

GlobalID: T0600100766

P.O. Number: 11162

Sample Collected by: Client

Certificate of Analysis - Data Report

Lab #: 45911-004 Sample ID: MW-4

Matrix: Liquid Sample Date: 10/19/2005 3:31 PM

Parameter	Result	Qual	D/P-F	Detection Limit	Units	Prep Date	Prep Batch	Analysis Date	8260Petroleum
									QC Batch
Benzene	ND		1.0	0.50	µg/L	N/A	N/A	10/24/2005	WM2051024B
Toluene	0.90	B	1.0	0.50	µg/L	N/A	N/A	10/24/2005	WM2051024B
Ethyl Benzene	ND		1.0	0.50	µg/L	N/A	N/A	10/24/2005	WM2051024B
Xylenes, Total	ND		1.0	0.50	µg/L	N/A	N/A	10/24/2005	WM2051024B
Methyl-t-butyl Ether	ND		1.0	1.0	µg/L	N/A	N/A	10/24/2005	WM2051024B
tert-Butyl Ethyl Ether	ND		1.0	5.0	µg/L	N/A	N/A	10/24/2005	WM2051024B
tert-Butanol (TBA)	ND		1.0	10	µg/L	N/A	N/A	10/24/2005	WM2051024B
Diisopropyl Ether	ND		1.0	5.0	µg/L	N/A	N/A	10/24/2005	WM2051024B
tert-Amyl Methyl Ether	ND		1.0	5.0	µg/L	N/A	N/A	10/24/2005	WM2051024B
1,2-Dichloroethane	ND		1.0	0.50	µg/L	N/A	N/A	10/24/2005	WM2051024B
1,2-Dibromoethane (EDB)	ND		1.0	0.50	µg/L	N/A	N/A	10/24/2005	WM2051024B
Ethanol	ND		1.0	100	µg/L	N/A	N/A	10/24/2005	WM2051024B

Surrogate	Surrogate Recovery	Control Limits (%)
4-Bromofluorobenzene	88.5	70 - 130
Dibromofluoromethane	94.8	70 - 130
Toluene-d8	95.0	70 - 130

Analyzed by: TAF

Reviewed by: MaiChiTu

B = This analyte was found in the associated Method Blank.

Parameter	Result	Qual	D/P-F	Detection Limit	Units	Prep Date	Prep Batch	Analysis Date	TPH as Gasoline - GC-MS
									QC Batch
TPH as Gasoline	ND		1.0	25	µg/L	N/A	N/A	10/24/2005	WM2051024B

Surrogate	Surrogate Recovery	Control Limits (%)
4-Bromofluorobenzene	97.0	70 - 130
Dibromofluoromethane	105	70 - 130
Toluene-d8	97.8	70 - 130

Analyzed by: TAF

Reviewed by: MaiChiTu

Entech Analytical Labs, Inc.

3334 Victor Court , Santa Clara, CA 95054

Phone: (408) 588-0200

Fax: (408) 588-0201

TEC Accutite
262 Michelle Court
South San Francisco, CA 94080
Attn: Shawn Vaughn

Date Received: 10/21/2005 11:20:16 AM

Project ID: 1435 Webster

Project Name: 1435 Webster

GlobalID: T0600100766

P.O. Number: 11162

Sample Collected by: Client

Certificate of Analysis - Data Report

Lab #: 45911-005 Sample ID: MW-5

Matrix: Liquid Sample Date: 10/19/2005 3:25 PM

EPA 8260B EPA 624		8260Petroleum							
Parameter	Result	Qual	D/P-F	Detection Limit	Units	Prep Date	Prep Batch	Analysis Date	QC Batch
Benzene	130		5.0	2.5	µg/L	N/A	N/A	10/25/2005	WM2051025
Toluene	3.8		5.0	2.5	µg/L	N/A	N/A	10/25/2005	WM2051025
Ethyl Benzene	23		5.0	2.5	µg/L	N/A	N/A	10/25/2005	WM2051025
Xylenes, Total	9.3		5.0	2.5	µg/L	N/A	N/A	10/25/2005	WM2051025
Methyl-t-butyl Ether	230		5.0	5.0	µg/L	N/A	N/A	10/25/2005	WM2051025
tert-Butyl Ethyl Ether	ND		5.0	25	µg/L	N/A	N/A	10/25/2005	WM2051025
tert-Butanol (TBA)	ND		5.0	50	µg/L	N/A	N/A	10/25/2005	WM2051025
Diisopropyl Ether	ND		5.0	25	µg/L	N/A	N/A	10/25/2005	WM2051025
tert-Amyl Methyl Ether	ND		5.0	25	µg/L	N/A	N/A	10/25/2005	WM2051025
1,2-Dichloroethane	11		5.0	2.5	µg/L	N/A	N/A	10/25/2005	WM2051025
1,2-Dibromoethane (EDB)	ND		5.0	2.5	µg/L	N/A	N/A	10/25/2005	WM2051025
Ethanol	ND		5.0	500	µg/L	N/A	N/A	10/25/2005	WM2051025

Surrogate	Surrogate Recovery	Control Limits (%)
4-Bromofluorobenzene	90.6	70 - 130
Dibromofluoromethane	96.5	70 - 130
Toluene-d8	96.7	70 - 130

Analyzed by: TAF

Reviewed by: xbian

GC-MS		TPH as Gasoline - GC-MS							
Parameter	Result	Qual	D/P-F	Detection Limit	Units	Prep Date	Prep Batch	Analysis Date	QC Batch
TPH as Gasoline	560		5.0	120	µg/L	N/A	N/A	10/25/2005	WM2051025

Surrogate	Surrogate Recovery	Control Limits (%)
4-Bromofluorobenzene	99.3	70 - 130
Dibromofluoromethane	107	70 - 130
Toluene-d8	99.6	70 - 130

Analyzed by: TAF

Reviewed by: xbian

Entech Analytical Labs, Inc.

3334 Victor Court , Santa Clara, CA 95054

Phone: (408) 588-0200

Fax: (408) 588-0201

TEC Accutite
262 Michelle Court
South San Francisco, CA 94080
Attn: Shawn Vaughn

Date Received: 10/21/2005 11:20:16 AM
Project ID: 1435 Webster

Project Name: 1435 Webster
GlobalID: T0600100766
P.O. Number: 11162
Sample Collected by: Client

Certificate of Analysis - Data Report

Lab #: 45911-006 Sample ID: MW-6

Matrix: Liquid Sample Date: 10/19/2005 2:45 PM

Parameter	Result	Qual	D/P-F	Detection Limit	Units	Prep Date	Prep Batch	Analysis Date	8260Petroleum
									QC Batch
Benzene	ND		1.0	0.50	µg/L	N/A	N/A	10/24/2005	WM2051024B
Toluene	0.66	B	1.0	0.50	µg/L	N/A	N/A	10/24/2005	WM2051024B
Ethyl Benzene	ND		1.0	0.50	µg/L	N/A	N/A	10/24/2005	WM2051024B
Xylenes, Total	ND		1.0	0.50	µg/L	N/A	N/A	10/24/2005	WM2051024B
Methyl-t-butyl Ether	ND		1.0	1.0	µg/L	N/A	N/A	10/24/2005	WM2051024B
tert-Butyl Ethyl Ether	ND		1.0	5.0	µg/L	N/A	N/A	10/24/2005	WM2051024B
tert-Butanol (TBA)	ND		1.0	10	µg/L	N/A	N/A	10/24/2005	WM2051024B
Diisopropyl Ether	ND		1.0	5.0	µg/L	N/A	N/A	10/24/2005	WM2051024B
tert-Amyl Methyl Ether	ND		1.0	5.0	µg/L	N/A	N/A	10/24/2005	WM2051024B
1,2-Dichloroethane	ND		1.0	0.50	µg/L	N/A	N/A	10/24/2005	WM2051024B
1,2-Dibromoethane (EDB)	ND		1.0	0.50	µg/L	N/A	N/A	10/24/2005	WM2051024B
Ethanol	ND		1.0	100	µg/L	N/A	N/A	10/24/2005	WM2051024B

Surrogate	Surrogate Recovery	Control Limits (%)
4-Bromofluorobenzene	90.5	70 - 130
Dibromofluoromethane	91.3	70 - 130
Toluene-d8	96.5	70 - 130

Analyzed by: TAF

Reviewed by: MaiChiTu

B = This analyte was found in the associated Method Blank.

Parameter	Result	Qual	D/P-F	Detection Limit	Units	Prep Date	Prep Batch	Analysis Date	TPH as Gasoline - GC-MS
									QC Batch
TPH as Gasoline	ND		1.0	25	µg/L	N/A	N/A	10/24/2005	WM2051024B

Surrogate	Surrogate Recovery	Control Limits (%)
4-Bromofluorobenzene	99.2	70 - 130
Dibromofluoromethane	101	70 - 130
Toluene-d8	99.3	70 - 130

Analyzed by: TAF

Reviewed by: MaiChiTu

Entech Analytical Labs, Inc.

3334 Victor Court , Santa Clara, CA 95054

Phone: (408) 588-0200

Fax: (408) 588-0201

Method Blank - Liquid - EPA 8260B - 8260Petroleum

QC Batch ID: WM2051024B

Validated by: MaiChiTu - 10/26/05

QC Batch Analysis Date: 10/24/2005

Parameter	Result	DF	PQLR	Units
1,2-Dibromoethane (EDB)	ND	1	0.50	µg/L
1,2-Dichloroethane	ND	1	0.50	µg/L
Benzene	ND	1	0.50	µg/L
Diisopropyl Ether	ND	1	5.0	µg/L
Ethanol	ND	1	100	µg/L
Ethyl Benzene	ND	1	0.50	µg/L
Methyl-t-butyl Ether	ND	1	1.0	µg/L
tert-Amyl Methyl Ether	ND	1	5.0	µg/L
tert-Butanol (TBA)	ND	1	10	µg/L
tert-Butyl Ethyl Ether	ND	1	5.0	µg/L
Toluene	0.81	1	0.50	µg/L
Xylenes, Total	ND	1	0.50	µg/L

Surrogate for Blank	% Recovery	Control Limits
4-Bromofluorobenzene	89.0	70 - 130
Dibromofluoromethane	91.7	70 - 130
Toluene-d8	95.0	70 - 130

Method Blank - Liquid - GC-MS - TPH as Gasoline - GC-MS

QC Batch ID: WM2051024B

Validated by: MaiChiTu - 10/26/05

QC Batch Analysis Date: 10/24/2005

Parameter	Result	DF	PQLR	Units
TPH as Gasoline	ND	1	25	µg/L

Surrogate for Blank	% Recovery	Control Limits
4-Bromofluorobenzene	97.5	70 - 130
Dibromofluoromethane	102	70 - 130
Toluene-d8	97.8	70 - 130

Entech Analytical Labs, Inc.

3334 Victor Court , Santa Clara, CA 95054 Phone: (408) 588-0200 Fax: (408) 588-0201

Laboratory Control Sample / Duplicate - Liquid - EPA 8260B - 8260Petroleum

QC Batch ID: WM2051024B

Reviewed by: MaiChiTu - 10/26/05

QC Batch ID Analysis Date: 10/24/2005

LCS

Parameter	Method Blank	Spike Amt	SpikeResult	Units	% Recovery	Recovery Limits
1,1-Dichloroethene	<0.50	20	22.2	µg/L	111	70 - 130
Benzene	<0.50	20	19.3	µg/L	96.7	70 - 130
Chlorobenzene	<0.50	20	22.3	µg/L	111	70 - 130
Methyl-t-butyl Ether	<1.0	20	18.2	µg/L	90.9	70 - 130
Toluene	0.81	20	19.6	µg/L	97.8	70 - 130
Trichloroethene	<0.50	20	22.1	µg/L	111	70 - 130

Surrogate	% Recovery	Control Limits
4-Bromofluorobenzene	90.9	70 - 130
Dibromofluoromethane	94.9	70 - 130
Toluene-d8	94.3	70 - 130

LCSD

Parameter	Method Blank	Spike Amt	SpikeResult	Units	% Recovery	RPD	RPD Limits	Recovery Limits
1,1-Dichloroethene	<0.50	20	21.5	µg/L	108	3.0	25.0	70 - 130
Benzene	<0.50	20	19.2	µg/L	96.2	0.47	25.0	70 - 130
Chlorobenzene	<0.50	20	22.5	µg/L	112	0.89	25.0	70 - 130
Methyl-t-butyl Ether	<1.0	20	17.3	µg/L	86.4	5.0	25.0	70 - 130
Toluene	0.81	20	19.5	µg/L	97.7	0.087	25.0	70 - 130
Trichloroethene	<0.50	20	21.9	µg/L	110	0.83	25.0	70 - 130

Surrogate	% Recovery	Control Limits
4-Bromofluorobenzene	90.4	70 - 130
Dibromofluoromethane	92.6	70 - 130
Toluene-d8	94.4	70 - 130

Laboratory Control Sample / Duplicate - Liquid - GC-MS - TPH as Gasoline - GC-MS

QC Batch ID: WM2051024B

Reviewed by: MaiChiTu - 10/26/05

QC Batch ID Analysis Date: 10/24/2005

LCS

Parameter	Method Blank	Spike Amt	SpikeResult	Units	% Recovery	Recovery Limits
TPH as Gasoline	<25	250	270	µg/L	108	65 - 135

Surrogate	% Recovery	Control Limits
4-Bromofluorobenzene	99.5	70 - 130
Dibromofluoromethane	103	70 - 130
Toluene-d8	98.1	70 - 130

LCSD

Parameter	Method Blank	Spike Amt	SpikeResult	Units	% Recovery	RPD	RPD Limits	Recovery Limits
TPH as Gasoline	<25	250	260	µg/L	104	3.9	25.0	65 - 135

Surrogate	% Recovery	Control Limits
4-Bromofluorobenzene	99.4	70 - 130
Dibromofluoromethane	99.9	70 - 130
Toluene-d8	98.8	70 - 130

Entech Analytical Labs, Inc.

3334 Victor Court , Santa Clara, CA 95054 Phone: (408) 588-0200 Fax: (408) 588-0201

Matrix Spike / Matrix Spike Duplicate - Liquid - EPA 8260B - 8260Petroleum

QC Batch ID: WM2051024B

Reviewed by: MaiChiTu - 10/27/05

QC Batch ID Analysis Date: 10/24/2005

MS Sample Spiked: 45911-006

Parameter	Sample Result	Spike Amount	Spike Result	Units	Analysis Date	% Recovery	Recovery Limits
Benzene	ND	20	19.5	µg/L	10/24/2005	97.6	70 - 130
Methyl-t-butyl Ether	ND	20	18.8	µg/L	10/24/2005	94.2	70 - 130
Toluene	0.655	20	20.5	µg/L	10/24/2005	99.1	70 - 130

Surrogate	% Recovery	Control Limits
4-Bromofluorobenzene	90.7	70 - 130
Dibromofluoromethane	100	70 - 130
Toluene-d8	95.3	70 - 130

MSD Sample Spiked: 45911-006

Parameter	Sample Result	Spike Amount	Spike Result	Units	Analysis Date	% Recovery	RPD	RPD Limits	Recovery Limits
Benzene	ND	20	19.7	µg/L	10/24/2005	98.3	0.72	25.0	70 - 130
Methyl-t-butyl Ether	ND	20	19.0	µg/L	10/24/2005	94.8	0.62	25.0	70 - 130
Toluene	0.655	20	20.2	µg/L	10/24/2005	97.9	1.2	25.0	70 - 130

Surrogate	% Recovery	Control Limits
4-Bromofluorobenzene	90.5	70 - 130
Dibromofluoromethane	99.7	70 - 130
Toluene-d8	94.7	70 - 130

Entech Analytical Labs, Inc.

3334 Victor Court , Santa Clara, CA 95054

Phone: (408) 588-0200

Fax: (408) 588-0201

Method Blank - Liquid - EPA 8260B - 8260Petroleum

QC Batch ID: WM2051025

Validated by: MaiChiTu - 10/25/05

QC Batch Analysis Date: 10/25/2005

Parameter	Result	DF	PQLR	Units
1,2-Dibromoethane (EDB)	ND	1	0.50	µg/L
1,2-Dichloroethane	ND	1	0.50	µg/L
Benzene	ND	1	0.50	µg/L
Diisopropyl Ether	ND	1	5.0	µg/L
Ethanol	ND	1	100	µg/L
Ethyl Benzene	ND	1	0.50	µg/L
Methyl-t-butyl Ether	ND	1	1.0	µg/L
tert-Amyl Methyl Ether	ND	1	5.0	µg/L
tert-Butanol (TBA)	ND	1	10	µg/L
tert-Butyl Ethyl Ether	ND	1	5.0	µg/L
Toluene	ND	1	0.50	µg/L
Xylenes, Total	ND	1	0.50	µg/L

Surrogate for Blank	% Recovery	Control Limits
4-Bromofluorobenzene	89.1	70 - 130
Dibromofluoromethane	93.4	70 - 130
Toluene-d8	95.7	70 - 130

Method Blank - Liquid - GC-MS - TPH as Gasoline - GC-MS

QC Batch ID: WM2051025

Validated by: MaiChiTu - 10/25/05

QC Batch Analysis Date: 10/25/2005

Parameter	Result	DF	PQLR	Units
TPH as Gasoline	ND	1	25	µg/L

Surrogate for Blank	% Recovery	Control Limits
4-Bromofluorobenzene	97.7	70 - 130
Dibromofluoromethane	104	70 - 130
Toluene-d8	98.5	70 - 130

Entech Analytical Labs, Inc.

3334 Victor Court , Santa Clara, CA 95054 Phone: (408) 588-0200 Fax: (408) 588-0201

Laboratory Control Sample / Duplicate - Liquid - EPA 8260B - 8260Petroleum

QC Batch ID: WM2051025

Reviewed by: MaiChiTu - 10/25/05

QC Batch ID Analysis Date: 10/25/2005

LCS

Parameter	Method Blank	Spike Amt	SpikeResult	Units	% Recovery	Recovery Limits
1,1-Dichloroethene	<0.50	20	22.8	µg/L	114	70 - 130
Benzene	<0.50	20	20.0	µg/L	99.9	70 - 130
Chlorobenzene	<0.50	20	22.9	µg/L	115	70 - 130
Methyl-t-butyl Ether	<1.0	20	18.0	µg/L	90.1	70 - 130
Toluene	<0.50	20	20.1	µg/L	101	70 - 130
Trichloroethene	<0.50	20	22.9	µg/L	115	70 - 130

Surrogate	% Recovery	Control Limits
4-Bromofluorobenzene	89.9	70 - 130
Dibromofluoromethane	94.2	70 - 130
Toluene-d8	93.9	70 - 130

LCSD

Parameter	Method Blank	Spike Amt	SpikeResult	Units	% Recovery	RPD	RPD Limits	Recovery Limits
1,1-Dichloroethene	<0.50	20	23.2	µg/L	116	1.5	25.0	70 - 130
Benzene	<0.50	20	20.2	µg/L	101	1.3	25.0	70 - 130
Chlorobenzene	<0.50	20	23.2	µg/L	116	1.1	25.0	70 - 130
Methyl-t-butyl Ether	<1.0	20	18.1	µg/L	90.4	0.38	25.0	70 - 130
Toluene	<0.50	20	20.4	µg/L	102	1.6	25.0	70 - 130
Trichloroethene	<0.50	20	22.9	µg/L	114	0.17	25.0	70 - 130

Surrogate	% Recovery	Control Limits
4-Bromofluorobenzene	89.4	70 - 130
Dibromofluoromethane	93.2	70 - 130
Toluene-d8	94	70 - 130

Laboratory Control Sample / Duplicate - Liquid - GC-MS - TPH as Gasoline - GC-MS

QC Batch ID: WM2051025

Reviewed by: MaiChiTu - 10/25/05

QC Batch ID Analysis Date: 10/25/2005

LCS

Parameter	Method Blank	Spike Amt	SpikeResult	Units	% Recovery	Recovery Limits
TPH as Gasoline	<25	250	243	µg/L	97.3	65 - 135

Surrogate	% Recovery	Control Limits
4-Bromofluorobenzene	100	70 - 130
Dibromofluoromethane	103	70 - 130
Toluene-d8	103	70 - 130

LCSD

Parameter	Method Blank	Spike Amt	SpikeResult	Units	% Recovery	RPD	RPD Limits	Recovery Limits
TPH as Gasoline	<25	250	265	µg/L	106	8.7	25.0	65 - 135

Surrogate	% Recovery	Control Limits
4-Bromofluorobenzene	99.6	70 - 130
Dibromofluoromethane	103	70 - 130
Toluene-d8	98.4	70 - 130

Entech Analytical Labs, Inc.

3334 Victor Court (408) 588-0200
 Santa Clara, CA 95054 (408) 588-0201 - Fax

Chain of Custody / Analysis Request

Attention to: <i>Shawn Vaughn</i>	Phone No.: <i>650 616 1205</i>	Purchase Order No.: <i>11162</i>	Invoice to: (If Different) <i>Accounts Payable</i>	Phone: <i>650 616 1200</i>
Company Name: <i>TEC Acute</i>	Fax No.: <i>650 616 1244</i>	Project No.:	Company: <i>TEC</i>	Quote No.:
Mailing Address: <i>262 Michelle Court</i>	Email Address: <i>shawn@teccacute.com</i>	Project Name: <i>1435 Webster</i>	Billing Address: (If Different)	
City: <i>S. San Francisco CA</i>	State: <i>94080</i>	Zip Code:	Project Location: <i>Alameda CA</i>	City: State: Zip:

Sampler: <i>AM</i>	Field Org. Code:	Turn Around Time		Matrix	No. of Containers	GC/MS Methods		GC Methods		General Chemistry		Remarks																
		<input type="checkbox"/> Same Day	<input type="checkbox"/> 1 Day			<input type="checkbox"/> 2 Day	<input type="checkbox"/> 3 Day	<input type="checkbox"/> 4 Day	<input checked="" type="checkbox"/> 5 Day	<input type="checkbox"/> 10 Day	EPA 8260B		BTEX	5 Oxy. Genes (MTBE, TBA, ETBA, DPE, TAME)	TPH Gas	TPH	TPH Extractable Diesel	Motor Oil	Other	PCBs - 8082	Methanol by 8015M	Anions	PH	TSS	SC	NO3	NO2	PO4
Global ID: <i>T0000100766</i>	Order ID: <i>45911</i>	Client ID / Field Point	Lab. No.	Date	Time																							
<i>MW-1</i>	<i>-001</i>	<i>10/19/05</i>	<i>1516</i>	<i>W</i>	<i>3</i>	<input checked="" type="checkbox"/>	<input checked="" type="checkbox"/>																					
<i>MW-2</i>	<i>-002</i>		<i>1507</i>	<i>W</i>	<i>3</i>	<input checked="" type="checkbox"/>	<input checked="" type="checkbox"/>																					
<i>MW-3</i>	<i>-003</i>		<i>1500</i>	<i>W</i>	<i>3</i>	<input checked="" type="checkbox"/>	<input checked="" type="checkbox"/>																					
<i>MW-4</i>	<i>-004</i>		<i>1531</i>	<i>W</i>	<i>3</i>	<input checked="" type="checkbox"/>	<input checked="" type="checkbox"/>																					
<i>MW-5</i>	<i>-005</i>		<i>1525</i>	<i>W</i>	<i>3</i>	<input checked="" type="checkbox"/>	<input checked="" type="checkbox"/>																					
<i>MW-6</i>	<i>-006</i>		<i>1445</i>	<i>W</i>	<i>9</i>	<input checked="" type="checkbox"/>	<input checked="" type="checkbox"/>	<i>*MS/MSD Sample</i>																				

Relinquished by: <i>Shawn Vaughn</i>	Received by: <i>[Signature]</i>	Date: <i>10/20/05</i>	Time: <i>0843</i>	Special Instructions or Comments Please email analytical report in pdf. Please email edcc report in pdf. Metals: Please email edf file. Al, As, Sb, Ba, Be, Bi, B, Cd, Ce, Ca, Cr, Co, Cs, Cu, Fe, Pb, Mg, Mn, Ga, Ge, Hg, In, Li, Mo, Ni, P, K, Si, Ag, Na, S, Se, Sr, Ta, Te, Ti, Sn, Ti, Zn, V, W, Zr	<input type="checkbox"/> EDD Report
Relinquished by: <i>[Signature]</i>	Received by: <i>[Signature]</i>	Date: <i>10/21/05</i>	Time: <i>1030</i>		<input checked="" type="checkbox"/> EDF Report
Relinquished by:	Received by:	Date:	Time:		<input type="checkbox"/> Plating <input type="checkbox"/> LUFT-5 <input type="checkbox"/> RCRA-8 <input type="checkbox"/> PPM-13 <input type="checkbox"/> CAM-17

ATTACHMENT C
EDCC REPORT AND SUBMISSION CONFIRMATION

Error Summary Log

09/12/05

EDF 1.2i All files present in deliverable.

Laboratory:	STL ChromaLab, Inc., Pleasanton, CA
Project Name:	1435 Webster
Work Order Number:	80737
Global ID:	T0600100766
Lab Report Number:	NA

Report Summary

Labreport	Sampid	Labsampid	Mtrx	QC	Anmcode	Exmcode	Logdate	Extdate	Anadate	Lablotctl	Run Sub
NA	MW-5	5080737-001	W	CS	8260FA	SW5030B	08/24/05	09/06/05	09/06/05	5090601-64	1
		509060164007	W	BS1	SW8260B	SW5030B	//	09/06/05	09/06/05	5090601-64	1
		509060164028	W	LB1	SW8260B	SW5030B	//	09/06/05	09/06/05	5090601-64	1
		509060164023	W	MS1	SW8260B	SW5030B	//	09/06/05	09/06/05	5090601-64	1
		509060164044	W	SD1	SW8260B	SW5030B	//	09/06/05	09/06/05	5090601-64	1

EDFSAMP: Error Summary Log

09/12/05

Error type	Logcode	Projname	Npdlwo	Sampid	Matrix
There are no errors in this data file					

EDFTEST: Error Summary Log

09/12/05

Error type	Labsampid	Qccode	Anmcode	Exmcode	Anadate	Run number
There are no errors in this data file					//	0

EDFRES: Error Summary Log

09/12/05

Error type	Labsampid	Qcocode	Matrix	Anmcode	Pvccode	Anadate	Run number	Parlabel
Warning: extra parameter	5080737-001	CS	W	8260FA	PR	09/06/05	1	BZ
Warning: extra parameter	5080737-001	CS	W	8260FA	PR	09/06/05	1	BZME
Warning: extra parameter	5080737-001	CS	W	8260FA	PR	09/06/05	1	BZMED8
Warning: extra parameter	5080737-001	CS	W	8260FA	PR	09/06/05	1	DCA12D4
Warning: extra parameter	5080737-001	CS	W	8260FA	PR	09/06/05	1	EBZ
Warning: extra parameter	5080737-001	CS	W	8260FA	PR	09/06/05	1	GASOLINE
Warning: extra parameter	5080737-001	CS	W	8260FA	PR	09/06/05	1	XYLENES
Warning: extra parameter	509060164028	LB1	W	SW8260B	PR	09/06/05	1	DIPE
Warning: extra parameter	509060164028	LB1	W	SW8260B	PR	09/06/05	1	ETBE
Warning: extra parameter	509060164028	LB1	W	SW8260B	PR	09/06/05	1	GASOLINE
Warning: extra parameter	509060164028	LB1	W	SW8260B	PR	09/06/05	1	TAME
Warning: extra parameter	509060164028	LB1	W	SW8260B	PR	09/06/05	1	TBA
Warning: extra parameter	509060164028	LB1	W	SW8260B	PR	09/06/05	1	XYLENES

EDFQC: Error Summary Log

09/12/05

Error type	Lablctcl	Anmcode	Parlabel	Qccode	Labqid
There are no errors in this data files					

EDFCL: Error Summary Log

09/12/05

Error type	Crevdate	Anmcode	Exmcode	Parlabel	Cicode
There are no errors in this data file	//				

Error Summary Log

10/27/05

EDF 1.2i All files present in deliverable.

Laboratory:	Entech Analytical Labs, Inc., Santa Clara, CA
Project Name:	1435 Webster
Work Order Number:	45911
Global ID:	T0600100766
Lab Report Number:	45911

Report Summary

Labreport	Sampid	Labsampid	Mtrx	QC	Anmcode	Exmcode	Logdate	Extdate	Anadate	Lablotctl	Run	Sub
45911	MW-1	45911-001	W	CS	8260TPH	NONE	10/19/05	10/25/05	10/25/05	WM2051025	1	
45911	MW-1	45911-001	W	CS	SW8260B	NONE	10/19/05	10/25/05	10/25/05	WM2051025	1	
45911	MW-2	45911-002	W	CS	8260TPH	NONE	10/19/05	10/24/05	10/24/05	WM2051024B	1	
45911	MW-2	45911-002	W	CS	SW8260B	NONE	10/19/05	10/24/05	10/24/05	WM2051024B	1	
45911	MW-3	45911-003	W	CS	8260TPH	NONE	10/19/05	10/24/05	10/24/05	WM2051024B	1	
45911	MW-3	45911-003	W	CS	SW8260B	NONE	10/19/05	10/24/05	10/24/05	WM2051024B	1	
45911	MW-4	45911-004	W	CS	8260TPH	NONE	10/19/05	10/24/05	10/24/05	WM2051024B	1	
45911	MW-4	45911-004	W	CS	SW8260B	NONE	10/19/05	10/24/05	10/24/05	WM2051024B	1	
45911	MW-5	45911-005	W	CS	8260TPH	NONE	10/19/05	10/25/05	10/25/05	WM2051025	1	
45911	MW-5	45911-005	W	CS	SW8260B	NONE	10/19/05	10/25/05	10/25/05	WM2051025	1	
45911	MW-6	45911-006	W	CS	8260TPH	NONE	10/19/05	10/24/05	10/24/05	WM2051024B	1	
45911	MW-6	45911-006	W	CS	SW8260B	NONE	10/19/05	10/24/05	10/24/05	WM2051024B	1	
		1024BBD60TPH	W	BD2	8260TPH	NONE	//	10/24/05	10/24/05	WM2051024B	1	
		1024BBD8260B	W	BD2	SW8260B	NONE	//	10/24/05	10/24/05	WM2051024B	1	
		1024BBS60TPH	W	BS2	8260TPH	NONE	//	10/24/05	10/24/05	WM2051024B	1	
		1024BBS8260B	W	BS2	SW8260B	NONE	//	10/24/05	10/24/05	WM2051024B	1	
		1024BB260TPH	W	LB2	8260TPH	NONE	//	10/24/05	10/24/05	WM2051024B	1	
		1024BB28260B	W	LB2	SW8260B	NONE	//	10/24/05	10/24/05	WM2051024B	1	
		1024BMS8260B	W	MS2	SW8260B	NONE	//	10/24/05	10/24/05	WM2051024B	1	
		1024BSD8260B	W	SD2	SW8260B	NONE	//	10/24/05	10/24/05	WM2051024B	1	
		51025BD60TPH	W	BD2	8260TPH	NONE	//	10/25/05	10/25/05	WM2051025	1	
		51025BD8260B	W	BD2	SW8260B	NONE	//	10/25/05	10/25/05	WM2051025	1	
		51025BS60TPH	W	BS2	8260TPH	NONE	//	10/25/05	10/25/05	WM2051025	1	
		51025BS8260B	W	BS2	SW8260B	NONE	//	10/25/05	10/25/05	WM2051025	1	
		51025B260TPH	W	LB2	8260TPH	NONE	//	10/25/05	10/25/05	WM2051025	1	
		51025B28260B	W	LB2	SW8260B	NONE	//	10/25/05	10/25/05	WM2051025	1	

EDFSAMP: Error Summary Log

10/27/05

Error type	Logcode	Projname	Npdlwo	Sampid	Matrix
There are no errors in this data file					

EDFTEST: Error Summary Log

10/27/05

Error type	Labsampid	Qccode	Anmcode	Exmcode	Anadate	Run number
There are no errors in this data file					//	0

EDFRES: Error Summary Log

10/27/05

Error type	Labsampid	Qccode	Matrix	Anmcode	Pvccode	Anadate	Run number	Parlabel
Warning: extra parameter	45911-001	CS	W	SW8260B	PR	10/25/05	1	DBA
Warning: extra parameter	45911-001	CS	W	SW8260B	PR	10/25/05	1	DIPE
Warning: extra parameter	45911-001	CS	W	SW8260B	PR	10/25/05	1	ETBE
Warning: extra parameter	45911-001	CS	W	SW8260B	PR	10/25/05	1	TAME
Warning: extra parameter	45911-001	CS	W	SW8260B	PR	10/25/05	1	TBA
Warning: extra parameter	45911-001	CS	W	SW8260B	PR	10/25/05	1	XYLENES
Warning: extra parameter	45911-002	CS	W	SW8260B	PR	10/24/05	1	DBA
Warning: extra parameter	45911-002	CS	W	SW8260B	PR	10/24/05	1	DIPE
Warning: extra parameter	45911-002	CS	W	SW8260B	PR	10/24/05	1	ETBE
Warning: extra parameter	45911-002	CS	W	SW8260B	PR	10/24/05	1	TAME
Warning: extra parameter	45911-002	CS	W	SW8260B	PR	10/24/05	1	TBA
Warning: extra parameter	45911-002	CS	W	SW8260B	PR	10/24/05	1	XYLENES
Warning: extra parameter	45911-003	CS	W	SW8260B	PR	10/24/05	1	DBA
Warning: extra parameter	45911-003	CS	W	SW8260B	PR	10/24/05	1	DIPE
Warning: extra parameter	45911-003	CS	W	SW8260B	PR	10/24/05	1	ETBE
Warning: extra parameter	45911-003	CS	W	SW8260B	PR	10/24/05	1	TAME
Warning: extra parameter	45911-003	CS	W	SW8260B	PR	10/24/05	1	TBA
Warning: extra parameter	45911-003	CS	W	SW8260B	PR	10/24/05	1	XYLENES
Warning: extra parameter	45911-004	CS	W	SW8260B	PR	10/24/05	1	DBA
Warning: extra parameter	45911-004	CS	W	SW8260B	PR	10/24/05	1	DIPE
Warning: extra parameter	45911-004	CS	W	SW8260B	PR	10/24/05	1	ETBE
Warning: extra parameter	45911-004	CS	W	SW8260B	PR	10/24/05	1	TAME
Warning: extra parameter	45911-004	CS	W	SW8260B	PR	10/24/05	1	TBA
Warning: extra parameter	45911-004	CS	W	SW8260B	PR	10/24/05	1	XYLENES
Warning: extra parameter	45911-005	CS	W	SW8260B	PR	10/25/05	1	DBA
Warning: extra parameter	45911-005	CS	W	SW8260B	PR	10/25/05	1	DIPE
Warning: extra parameter	45911-005	CS	W	SW8260B	PR	10/25/05	1	ETBE

Error type	Labsampid	Qccode	Matrix	Anmcode	Pvccode	Anadate	Run number	Parlabel
Warning: extra parameter	45911-005	CS	W	SW8260B	PR	10/25/05	1	TAME
Warning: extra parameter	45911-005	CS	W	SW8260B	PR	10/25/05	1	TBA
Warning: extra parameter	45911-005	CS	W	SW8260B	PR	10/25/05	1	XYLENES
Warning: extra parameter	45911-006	CS	W	SW8260B	PR	10/24/05	1	DBA
Warning: extra parameter	45911-006	CS	W	SW8260B	PR	10/24/05	1	DIPE
Warning: extra parameter	45911-006	CS	W	SW8260B	PR	10/24/05	1	ETBE
Warning: extra parameter	45911-006	CS	W	SW8260B	PR	10/24/05	1	TAME
Warning: extra parameter	45911-006	CS	W	SW8260B	PR	10/24/05	1	TBA
Warning: extra parameter	45911-006	CS	W	SW8260B	PR	10/24/05	1	XYLENES
Warning: extra parameter	1024BB28260B	LB2	W	SW8260B	PR	10/24/05	1	DBA
Warning: extra parameter	1024BB28260B	LB2	W	SW8260B	PR	10/24/05	1	DIPE
Warning: extra parameter	1024BB28260B	LB2	W	SW8260B	PR	10/24/05	1	ETBE
Warning: extra parameter	1024BB28260B	LB2	W	SW8260B	PR	10/24/05	1	TAME
Warning: extra parameter	1024BB28260B	LB2	W	SW8260B	PR	10/24/05	1	TBA
Warning: extra parameter	1024BB28260B	LB2	W	SW8260B	PR	10/24/05	1	XYLENES
Warning: extra parameter	51025B28260B	LB2	W	SW8260B	PR	10/25/05	1	DBA
Warning: extra parameter	51025B28260B	LB2	W	SW8260B	PR	10/25/05	1	DIPE
Warning: extra parameter	51025B28260B	LB2	W	SW8260B	PR	10/25/05	1	ETBE
Warning: extra parameter	51025B28260B	LB2	W	SW8260B	PR	10/25/05	1	TAME
Warning: extra parameter	51025B28260B	LB2	W	SW8260B	PR	10/25/05	1	TBA
Warning: extra parameter	51025B28260B	LB2	W	SW8260B	PR	10/25/05	1	XYLENES

EDFQC: Error Summary Log

10/27/05

Error type	Lablctcl	Anmcode	Parlabel	Qccode	Labqid
There are no errors in this data files					

EDFCL: Error Summary Log

10/27/05

Error type	Clevdate	Anmcode	Exmcode	Parlabel	Cicode
There are no errors in this data file	/ /				

Electronic Submittal Information

[Main Menu](#) |
 [View/Add Facilities](#) |
 [Upload EDD](#) |
 [Check EDD](#)

Your EDF file has been successfully uploaded!

Confirmation Number: 9255545377

Date/Time of Submittal: 11/23/2005 11:47:26 AM

Facility Global ID: T0600100766

Facility Name: JIFFY LUBE

Submittal Title: FOURTH QUARTER GROUNDWATER MONITORING REPORT
OCTOBER 2005

Submittal Type: GW Monitoring Report

Click [here](#) to view the detections report for this upload.

JIFFY LUBE
1435 WEBSTER ST
ALAMEDA, CA 94501

Regional Board - Case #: 01-0832
SAN FRANCISCO BAY RWQCB (REGION 2) - (BG)
Local Agency (lead agency) - Case #: 3568
ALAMEDA COUNTY LOP - (AG)

CONF #	TITLE	QUARTER
9255545377	FOURTH QUARTER GROUNDWATER MONITORING REPORT OCTOBER 2005	Q3 2005
SUBMITTED BY	SUBMIT DATE	STATUS
Sami Malaeb	11/23/2005	PENDING REVIEW

SAMPLE DETECTIONS REPORT

# FIELD POINTS SAMPLED	1
# FIELD POINTS WITH DETECTIONS	1
# FIELD POINTS WITH WATER SAMPLE DETECTIONS ABOVE MCL	1
SAMPLE MATRIX TYPES	WATER

METHOD QA/QC REPORT

METHODS USED	8260FA,SW8260B
TESTED FOR REQUIRED ANALYTES?	N
MISSING PARAMETERS NOT TESTED:	
- 8260FA REQUIRES DBFM TO BE TESTED	
- 8260FA REQUIRES BR4FBZ TO BE TESTED	
LAB NOTE DATA QUALIFIERS	N

QA/QC FOR 8021/8260 SERIES SAMPLES

TECHNICAL HOLDING TIME VIOLATIONS	0
METHOD HOLDING TIME VIOLATIONS	0
LAB BLANK DETECTIONS ABOVE REPORTING DETECTION LIMIT	0
LAB BLANK DETECTIONS	0
DO ALL BATCHES WITH THE 8021/8260 SERIES INCLUDE THE FOLLOWING?	
- LAB METHOD BLANK	N
- MATRIX SPIKE	N
- MATRIX SPIKE DUPLICATE	N
- BLANK SPIKE	N
- SURROGATE SPIKE	Y

WATER SAMPLES FOR 8021/8260 SERIES

MATRIX SPIKE / MATRIX SPIKE DUPLICATE(S) % RECOVERY BETWEEN 65-135%	Y
MATRIX SPIKE / MATRIX SPIKE DUPLICATE(S) RPD LESS THAN 30%	n/a
SURROGATE SPIKES % RECOVERY BETWEEN 85-115%	Y
BLANK SPIKE / BLANK SPIKE DUPLICATES % RECOVERY BETWEEN 70-130%	Y

SOIL SAMPLES FOR 8021/8260 SERIES

MATRIX SPIKE / MATRIX SPIKE DUPLICATE(S) % RECOVERY BETWEEN 65-135%	n/a
MATRIX SPIKE / MATRIX SPIKE DUPLICATE(S) RPD LESS THAN 30%	n/a
SURROGATE SPIKES % RECOVERY BETWEEN 70-125%	n/a
BLANK SPIKE / BLANK SPIKE DUPLICATES % RECOVERY BETWEEN 70-130%	n/a

FIELD QC SAMPLES

<u>SAMPLE</u>	<u>COLLECTED</u>	<u>DETECTIONS > REPD</u>
QCTB SAMPLES	N	0
QCEB SAMPLES	N	0
QCAB SAMPLES	N	0

Electronic Submittal Information

[Main Menu](#) |
 [View/Add Facilities](#) |
 [Upload EDD](#) |
 [Check EDD](#)

Your EDF file has been successfully uploaded!

Confirmation Number: 3050837934

Date/Time of Submittal: 11/9/2005 9:35:37 AM

Facility Global ID: T0600100766

Facility Name: JIFFY LUBE

Submittal Title: GROUNDWATER MONITORING REPORT OCTOBER 2005

Submittal Type: GW Monitoring Report

Click [here](#) to view the detections report for this upload.

JIFFY LUBE
 1435 WEBSTER ST
 ALAMEDA, CA 94501

Regional Board - Case #: 01-0832
 SAN FRANCISCO BAY RWQCB (REGION 2) - (BG)
Local Agency (lead agency) - Case #: 3568
 ALAMEDA COUNTY LOP - (AG)

<u>CONF #</u>	<u>TITLE</u>	<u>QUARTER</u>
3050837934	GROUNDWATER MONITORING REPORT OCTOBER 2005	Q4 2005
<u>SUBMITTED BY</u>	<u>SUBMIT DATE</u>	<u>STATUS</u>
Sami Malaeb	11/9/2005	PENDING REVIEW

SAMPLE DETECTIONS REPORT

# FIELD POINTS SAMPLED	6
# FIELD POINTS WITH DETECTIONS	6
# FIELD POINTS WITH WATER SAMPLE DETECTIONS ABOVE MCL	2
SAMPLE MATRIX TYPES	WATER

METHOD QA/QC REPORT

METHODS USED	8260TPH,SW8260B
TESTED FOR REQUIRED ANALYTES?	N
MISSING PARAMETERS NOT TESTED:	
- SW8260B REQUIRES EDB TO BE TESTED	
LAB NOTE DATA QUALIFIERS	N

QA/QC FOR 8021/8260 SERIES SAMPLES

TECHNICAL HOLDING TIME VIOLATIONS	0
METHOD HOLDING TIME VIOLATIONS	0
LAB BLANK DETECTIONS ABOVE REPORTING DETECTION LIMIT	1
LAB BLANK DETECTIONS	2
DO ALL BATCHES WITH THE 8021/8260 SERIES INCLUDE THE FOLLOWING?	
- LAB METHOD BLANK	Y
- MATRIX SPIKE	N
- MATRIX SPIKE DUPLICATE	N
- BLANK SPIKE	Y
- SURROGATE SPIKE	Y

WATER SAMPLES FOR 8021/8260 SERIES

MATRIX SPIKE / MATRIX SPIKE DUPLICATE(S) % RECOVERY BETWEEN 65-135%	Y
MATRIX SPIKE / MATRIX SPIKE DUPLICATE(S) RPD LESS THAN 30%	Y
SURROGATE SPIKES % RECOVERY BETWEEN 85-115%	Y

BLANK SPIKE / BLANK SPIKE DUPLICATES % RECOVERY BETWEEN 70-130%		Y
SOIL SAMPLES FOR 8021/8260 SERIES		
MATRIX SPIKE / MATRIX SPIKE DUPLICATE(S) % RECOVERY BETWEEN 65-135%		n/a
MATRIX SPIKE / MATRIX SPIKE DUPLICATE(S) RPD LESS THAN 30%		n/a
SURROGATE SPIKES % RECOVERY BETWEEN 70-125%		n/a
BLANK SPIKE / BLANK SPIKE DUPLICATES % RECOVERY BETWEEN 70-130%		n/a
<hr/>		
FIELD QC SAMPLES		
<u>SAMPLE</u>	<u>COLLECTED</u>	<u>DETECTIONS > REPD</u>
QCTB SAMPLES	N	0
QCEB SAMPLES	N	0
QCAB SAMPLES	N	0

Logged in as TEC-OLYMPIAN (AUTH_RP)

CONTACT SITE [ADMINISTRATOR](#).

Electronic Submittal Information

[Main Menu](#) | [View/Add Facilities](#) | [Upload EDD](#) | [Check EDD](#)

UPLOADING A GEO_WELL FILE

**Processing is complete. No errors were found!
Your file has been successfully submitted!**

**Submittal Title: Groundwater Monitoring Report October
2005**

Submittal Date/Time: 11/9/2005 9:33:05 AM

**Confirmation
Number: 9118667423**

[Back to Main Menu](#)

Logged in as TEC-OLYMPIAN (AUTH_RP)

CONTACT SITE [ADMINISTRATOR](#).