

File No. 8-90-420-GI

**QUARTERLY GROUNDWATER MONITORING  
AND SAMPLING AT THE PROPERTY  
LOCATED AT 5175 BROADWAY STREET  
OAKLAND, CALIFORNIA  
AUGUST 28, 2000**

02 SEP 12 AM 09  
ENVIRONMENTAL  
LABORATORY

**PREPARED FOR:  
MR. MOHAMMAD MEHDIZADEH  
678 LA CORSO DRIVE  
WALNUT CREEK, CALIFORNIA 94598**

**BY  
ENVIRO SOIL TECH CONSULTANTS  
131 TULLY ROAD  
SAN JOSE, CALIFORNIA 95111**

**ENVIRO SOIL TECH CONSULTANTS**

### **LIST OF TABLES**

- TABLE 1 ... Groundwater Monitoring Data and Analytical Results
- TABLE 2 ... Groundwater Analytical Results for Volatile Organic Compounds (VOC's) EPA 8260B

### **LIST OF FIGURES**

- FIGURE 1 ... Site Vicinity Map showing 5175 Broadway Street, Oakland, California
- FIGURE 2 ... Site Plan showing location of Buildings, Former UST Excavation Areas, Monitoring Wells and Groundwater Flow Direction

### **LIST OF APPENDICES**

- APPENDIX "A" ... Table 1 and Table 2
- APPENDIX "B" ... Figure 1 and Figure 2
- APPENDIX "C" ... Standard Operation Procedures
- APPENDIX "D" ... Laboratory Report and Chain-of-Custody Documentation

**TABLE OF CONTENTS**

**PAGE NO.**

LETTER OF TRANSMITTAL	1
PURPOSE	2
SITE DESCRIPTION	2
BACKGROUND	2-4
SCOPE OF PRESENT WORK	4-5
CURRENT FIELD WORK	5
<i>GROUNDWATER MONITORING</i>	5
<i>GROUNDWATER SAMPLING</i>	6
GROUNDWATER FLOW DIRECTION	6
LABORATORY ANALYTICAL RESULTS	6-7
RECOMMENDATIONS	7
LIMITATIONS	7-8
 <b><u>APPENDIX "A"</u></b>	
TABLE 1 - GROUNDWATER MONITORING DATA AND LABORATORY RESULTS	T1-T10
TABLE 2 - GROUNDWATER ANALYTICAL RESULTS FOR VOC'S (8260B)	T11-T16
 <b><u>APPENDIX "B"</u></b>	
FIGURE 1 - VICINITY MAP	M1
FIGURE 2 - SITE MAP	M2

**TABLE OF CONTENTS CONT'D**

**PAGE NO.**

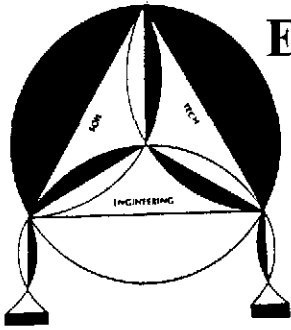
**APPENDIX "C"**

GROUNDWATER SAMPLING

SOP1

**APPENDIX "D"**

ENTECH ANALYTICAL LABS REPORT AND  
CHAIN-OF-CUSTODY DOCUMENTATION



# ENVIRO SOIL TECH CONSULTANTS

Environmental & Geotechnical Consultants

131 TULLY ROAD, SAN JOSE, CALIFORNIA 95111

Tel: (408) 297-1500

Fax: (408) 292-2116

August 28, 2000

File No. 8-90-420-GI

Mr. Mohammad Mehdizadeh  
678 La Corso Drive  
Walnut Creek, California 94598

**SUBJECT: QUARTERLY GROUNDWATER MONITORING  
AND SAMPLING AT THE PROPERTY**

Located at 5175 Broadway Street, in  
Oakland, California

Dear Mr. Mehdizadeh:

This report presents the results of quarterly groundwater monitoring and sampling conducted on August 17, 2000, by Enviro Soil Tech Consultants (ESTC), at the subject site located at 5175 Broadway Street, in Oakland, California (Figure 1).

The five monitoring wells (MW-1 through MW-3, STMW-4 and STMW-5) located on-site (Figure 2) were monitored for presence of floating product and/or distinctive odor and sampled for analyses.

This quarterly monitoring and sampling was conducted in accordance with STE's work plan dated October 5, 1994 and October 10, 1996 letter from Alameda County Health Department requesting immediate initiation of quarterly monitoring program.

**PURPOSE:**

The purpose of this quarterly groundwater monitoring and sampling investigation was to determine the extent of subsurface contamination and direction of groundwater flow.

**SITE DESCRIPTION:**

The site is located at 5175 Broadway Street, in Oakland, California. The area in the vicinity of the site consists mainly of residential and light commercial (Figure 1).

**BACKGROUND:**

In January 1990, Tank Protect Engineering, Inc. (TPE), was retained to supervise the removal of underground fuel tanks and to conduct soil sampling, soil excavation, soil treatment and disposal. In addition, TPE installed three monitoring wells on-site.

Initial analytical results of soil samples collected from the tank excavation area showed moderate levels of Total Petroleum Hydrocarbons as gasoline (TPHg) in two locations. The rest of the samples showed TPHg ranging from non-detected to less than 120 parts per million (ppm). Due to the presence of elevated levels of TPHg detected in the excavation, TPE installed three on-site monitoring wells (MW-1 to MW-3), as required by state and local regulatory agencies (Figure 2). TPE's preliminary groundwater assessment also indicated that the shallow groundwater had been impacted.

The Alameda County Health Department (ACHD) requested the property owner to conduct further investigation in order to define the extent of dissolved hydrocarbon contamination in the groundwater.

Soil Tech Engineering, Inc. (STE), was retained in September 1990 to conduct monitoring and sampling of the on-site monitoring wells. The objective of the quarterly groundwater sampling program was to monitor seasonal and long-term variations in the conditions of the shallow aquifer beneath the site and to assess the direction of groundwater flow for further investigation.

STE sampled the three on-site groundwater monitoring wells (MW-1 to MW-3) on September 26, 1990, and January 14, 1991. The sampling was conducted in accordance with ACHD and California Regional Water Quality Control Board (CRWQCB) guidelines and STE's Standard Operating Procedures (SOP) included in Appendix "C".

The three on-site wells contained moderate to high levels of dissolved hydrocarbons. A comparison of the September 1990 sampling with TPE's analytical results of April 1990 showed an increase in dissolved hydrocarbons in wells MW-1 and MW-2. In well MW-3 (the down-gradient well), TPHg and Toluene levels decreased, whereas Benzene, Ethylbenzene and Total Xylenes increased slightly.

The analytical results for groundwater samples collected on January 14, 1991, showed an increase in TPH and BTEX levels in well MW-2 compared to those reported in September 1990. Well MW-1 also showed a slight increase in TPH and Benzene, but showed a decrease in Toluene, Ethylbenzene and Total Xylenes levels. Well MW-3 showed a substantial decrease in TPH and BTEX.

The Alameda County Health Department (ACHD) in a letter dated March 29, 1991, requested additional investigation to define the extent of dissolved hydrocarbon plume. STE installed two additional monitoring wells STMW-1 (STMW-4) and STMW-2 (STMW-5) on June 21, 1991. The July 3, 1991, water sampling results showed low

levels of dissolved Total Hydrocarbons as gasoline (TPHg) and Benzene, Toluene, Ethylbenzene and Total Xylenes (BTEX) in all five wells. The presence of low levels of TPHg and BTEX in the up-gradient well, STMW-1 (STMW-4), (located on the east corner of the property) indicated a potential off-site source. Based on the water level data, the groundwater direction was west to southwest on July 3, 1991. The detail of this investigation is summarized in STE's report dated July 23, 1991. STE recommended a quarterly monitoring and sampling of five on-site wells for at least a year.

The second quarterly sampling was conducted in November 1991. The detail of the sampling is described in STE's report dated November 22, 1991. The quarterly monitoring and samplings conducted by STE are described in STE's report dated March 10, 1992, June 1992, October 1992 and January 1993.

The last quarterly monitoring and sampling was conducted by STE on August 15, 1994, details in STE report dated September 20, 1994. STE prepared a work plan proposal for additional soil and groundwater investigation of the property dated October 5, 1994 but no further activity on the subject site was authorized by the owner. Hence, there was a discontinuation of quarterly monitoring and sampling activity from August 15, 1994 to November 7, 1996. The quarterly monitoring and sampling activity resumed on November 7, 1996.

#### **SCOPE OF PRESENT WORK:**

The scope of present work are as follow:

- 1) Measure the depth-to-groundwater and monitor the presence of dissolved petroleum hydrocarbons in the five on-site wells.



- 2) Collect groundwater samples from the monitoring wells for analyses of Total Petroleum Hydrocarbons as gasoline (TPHg), Benzene, Toluene, Ethylbenzene and Total Xylenes (BTEX), Methyl Tertiary Butyl Ether (MTBE) and petroleum hydrocarbons constituents adaptive Volatile Organic Compounds (VOC's) per EPA Method 8260B].
- 3) Update the database for water level/dissolved hydrocarbon level and groundwater field observation data.
- 4) Review analytical results and prepare a report.

#### **CURRENT FIELD WORK:**

On August 17, 2000, the five on-site wells were monitored, purged and sampled in accordance with ESTC's Standard Operating Procedures (SOP) (Appendix "C"), which comprise of state and local guidelines.

#### ***GROUNDWATER MONITORING:***

During field observation, ESTC staff detected light rainbow sheen and light sewerage odor in monitoring well MW-1. No sheen or odor were noted in monitoring well MW-2. Rainbow sheen and strong petroleum odor were noted in monitoring wells MW-3, STMW-4 and STMW-5. Table 1 summarizes the groundwater monitoring data and laboratory analytical results.

***GROUNDWATER SAMPLING:***

Following groundwater monitoring, the on-site wells were purged at least five well volumes and sampled. The water samples were collected in 40 millimeter glass vials with Teflon-lined caps, labeled and placed in an ice-cooled chest for transportation to Entech Analytical Labs, a State-Certified laboratory with appropriate chain-of-custody record.

**GROUNDWATER FLOW DIRECTION:**

Groundwater elevation data was used to determine the direction of groundwater flow. Groundwater flow was approximately in a southwesterly direction as of August 17, 2000 (Figure 2).

**LABORATORY RESULTS:**

The groundwater samples were analyzed for TPHg, BTEX, MTBE and petroleum hydrocarbons constituents [Volatile Organic Compounds (VOC's) per EPA Method 8260B].

Groundwater sample from monitoring well MW-1 detected only low levels of TPHg at 0.55 milligrams per liter (mg/L) and Benzene at 0.16 mg/L. Toluene, Ethylbenzene and Total Xylenes concentration was below laboratory detection limit in water sample from monitoring well MW-1. Groundwater sample from monitoring well MW-2 detected low levels of TPHg at 4.3 mg/L; Benzene at 0.44 mg/L and Ethylbenzene at 0.078 mg/L. Monitoring well MW-2 detected Toluene and Total Xylenes concentrations below laboratory detection limit in the water sample. Water sample from

monitoring well MW-3 detected low levels of TPHg at 15 mg/L and BTEX at (0.23 mg/L; 0.14 mg/L; 0.47 mg/L and 0.75 mg/L). Water sample from monitoring well STMW-4 detected low levels of TPHg at 5.1 mg/L; Benzene at 0.68 mg/L and Ethylbenzene at 0.062 mg/L. Toluene and Total Xylenes concentrations were below laboratory detection limit in water sample from monitoring well STMW-4. Monitoring well STMW-5 detected low levels of TPHg at 2.9 mg/L and BTEX at (0.17 mg/L; 0.064 mg/L; 0.01 mg/L and 0.25 mg/L) in the groundwater sample. All five monitoring wells detected MTBE concentrations below laboratory detection limit in the groundwater samples. All five monitoring wells detected low levels of VOC's in the groundwater samples. Table 1 and Table 2 summarizes the groundwater samples analytical results.

#### **RECOMMENDATIONS:**

Since dissolved hydrocarbons and its constituents continue to be present in all the monitoring wells, ESTC recommends the continuation of monitoring and sampling of the five monitoring wells. In addition, ESTC recommends a meeting with ACEHD and the Regional Water Quality Control Board to discuss the results and obtain a sense of direction as to the additional investigation(s) necessary for the site.

A copy of this report should be sent to the Alameda County Health Care Services Agency (ACHCSA) and the California Regional Water Quality Control Board (CRWQCB).

#### **LIMITATIONS:**

This report and the associated work have been provided in accordance with the general principles and practices currently employed in the environmental consulting

profession. The contents of this report reflect the conditions of the site at this particular time. The findings of this report are based on

- 1) The observations of field personnel.
- 2) The results of laboratory analyses performed by a state-certified laboratory.

It is possible that variations in the soil and groundwater could exist beyond the points explored in this investigation. Also, changes in groundwater conditions of a property can occur with the passage of time due to variations in rainfall, temperature, regional water usage and other natural processes or the works of man on this property or adjacent properties.

The services that ESTC provided have been in accordance with generally accepted environmental professional practices for the nature and conditions of the work completed in the same or similar localities at the time the work was performed.

This report was prepared in accordance with the currently accepted standards for environmental investigations. The contents of this report reflect the conditions of the subject site at this particular time. No other warranties, expressed or implied, as to the professional advice provided are made.

If have any questions or require additional information, please feel free to contact our office at (408) 297-1500 at your convenience.

Sincerely,

**ENVIRO SOIL TECH CONSULTANTS**

  
FRANK HAMEDIFAR  
GENERAL MANAGER

  
LAWRENCE KOO, P. E.  
C. E. #34928

**A P P E N D I X "A"**

**TABLE 1**  
**GROUNDWATER MONITORING DATA (feet)**  
**AND ANALYTICAL RESULTS (mg/L)**

Date	Well No./ Elevation	Depth of Well	Depth of Perf.	Depth to Water	GW Elev.	Well Observation	TPHg	TPHd	B	T	E	X	MTBE
4/30/89	MW-1 (97.71)	23	10	N/A	N/A	No sheen or odor	0.2	NA	0.018	0.005	0.002	0.012	NA
5/17/90				9.26	88.45	N/A	NA	NA	NA	NA	NA	NA	NA
9/26/90				9.92	87.79	No sheen Mild petroleum odor	1.3	NA	0.055	0.031	0.12	0.1	NA
1/14/91				9.54	88.17	No sheen Mild petroleum odor	3.1	NA	0.35	0.083	0.086	0.13	NA
7/03/91	(102.04) resurveyed			9.42	92.62	No sheen Light petroleum odor	0.58	NA	0.032	0.041	0.04	0.055	NA
11/11/91				9.45	92.59	No sheen Mild petroleum odor	0.33	NA	0.02	0.002	0.002	0.011	NA
3/04/92	(101.83) resurveyed			7.93	93.90	No sheen Light petroleum odor	0.81	NA	0.011	0.005	0.01	0.023	NA
6/01/92				8.98	92.85	No sheen Mild sewerage odor	2.2	NA	0.093	0.032	0.04	0.12	NA
9/28/92				9.29	92.54	No sheen Mild sewerage odor	2.9	NA	0.024	0.078	0.019	0.037	NA
1/11/93				7.56	94.27	No sheen Light sewerage odor	1.7	NA	0.0057	0.006	0.011	0.028	NA
8/15/94				9.19	92.64	No sheen Mild sewerage odor	2	NA	0.12	0.003	0.006	0.016	NA
11/07/96	(97.50) resurveyed			8.73	88.77	No sheen Light sewerage odor	1.2	0.27	0.003	0.0011	0.0015	0.0038	ND <0.0005
2/12/97				7.92	89.58	No sheen Light sewerage odor	1.8	ND <0.05	0.013	0.0057	0.0048	0.017	ND <0.0005
6/16/97				9.04	88.46	No sheen/Very light sewerage odor	0.33	ND <0.05	0.0027	ND <0.0005	ND <0.0005	0.0012	ND <0.0005

**TABLE 1 CONT'D**  
**GROUNDWATER MONITORING DATA (feet)**  
**AND ANALYTICAL RESULTS (mg/L)**

Date	Well No./ Elevation	Depth of Well	Depth of Perf.	Depth to Water	GW Elev.	Well Observation	TPHg	TPHd	B	T	E	X	MTBE
9/30/97	MW-1 (97.50)	23	10	7.56	89.94	No sheen or odor	ND <0.05	ND <0.05	ND <0.0005	ND <0.0005	ND <0.0005	ND <0.0005	ND <0.0005
1/27/98				7.96	89.54	No sheen or odor	ND <0.05	ND <0.05	ND <0.0005	ND <0.0005	ND <0.0005	ND <0.0005	ND <0.0005
4/24/98				7.98	89.52	Light rainbow sheen Light sewerage odor	ND <0.05	ND <0.05	ND <0.0005	ND <0.0005	ND <0.0005	ND <0.0005	ND <0.0005
8/17/98				8.98	88.52	No sheen Light sewerage odor	ND <0.05	ND <0.05	ND <0.0005	ND <0.0005	ND <0.0005	ND <0.0005	ND <0.0005
11/16/98				8.90	88.90	No sheen Light sewerage odor	ND <0.05	ND <0.05	ND <0.0005	ND <0.0005	ND <0.0005	ND <0.0005	ND <0.0005
1/28/99				8.64	88.86	Light rainbow sheen Slight sewerage odor	0.11 <0.05	ND <0.05	ND <0.0005	ND <0.0005	ND <0.0005	ND <0.0005	ND <0.0005
5/17/99				8.50	89.00	No sheen Strong sewerage odor	0.28	NA	0.0011	0.0006	ND <0.0005	ND <0.0005	ND <0.0005
8/17/99				9.24	88.26	Light sheen Sewerage odor	0.79	0.086	0.0056	0.0043	0.0045	0.011	ND <0.0005
11/17/99				10.44	87.06	Light rainbow sheen Light sewerage odor	1.3	NA	0.0036	0.0019	0.0027	0.0066	ND <0.0005
2/17/00				8.48	89.02	Light rainbow sheen Light sewerage odor	0.58	NA	0.0011	0.0023	0.0036	0.0049	ND <0.0005
5/17/00				8.24	89.26	Light rainbow sheen Light sewerage odor	1.5	NA	0.13	0.0068	0.0061	ND <0.0005	ND <0.0005
8/17/00				8.77	88.73	Rainbow sheen Light sewerage odor	0.55	NA	0.16	ND <0.0005	ND <0.0005	ND <0.0005	ND <0.0005
4/30/89	MW-2 (97.78)	23	15	N/A	N/A	No sheen or odor	0.23	NA	0.039	0.018	0.005	0.023	NA

**TABLE 1 CONT'D**  
**GROUNDWATER MONITORING DATA (feet)**  
**AND ANALYTICAL RESULTS (mg/L)**

Date	Well No./ Elevation	Depth of Well	Depth of Perf.	Depth to Water	GW Elev.	Well Observation	TPHg	TPHd	B	T	E	X	MTBE
5/17/90	MW-2 (97.78)	23	15	10.00	87.78	NA	NA	NA	NA	NA	NA	NA	NA
9/29/90				10.83	86.95	No sheen Mild petroleum odor	0.85	NA	0.94	0.005	0.025	0.047	NA
1/14/91				10.63	87.15	No sheen or odor	3.1	NA	0.03	0.052	0.024	0.034	NA
7/03/91	(102.02) resurveyed			10.08	91.94	No sheen Light petroleum odor	1.59	NA	0.03	0.052	0.024	0.034	NA
11/11/91				10.21	91.81	No sheen Mild petroleum odor	0.96	NA	0.32	0.015	0.004	0.029	NA
3/04/92				8.70	92.97	No sheen Light petroleum odor	1.5	NA	0.0095	0.0084	0.0098	0.022	NA
6/01/92				9.52	92.15	No sheen Mild sewerage odor	2.8	NA	0.084	0.041	0.059	0.095	NA
9/28/92				10.09	91.58	No sheen Mild sewerage odor	1.6	NA	0.047	0.02	0.047	0.097	NA
1/11/93				8.52	93.15	No sheen Light sewerage odor	2.5	NA	0.0086	0.01	0.017	0.032	NA
8/15/94	(97.49) resurveyed			9.91	91.76	No sheen Light petroleum odor	6	NA	0.45	0.06	0.1	0.095	NA
11/07/96				10.02	87.47	No sheen/Very light sewerage odor	4.2	0.78	0.025	0.0049	0.0081	0.014	ND <0.0005
2/12/97				8.91	88.58	No sheen/Very light sewerage odor	1.8	5.7	0.016	0.0031	0.0034	0.0088	ND <0.0005
6/16/97				9.75	87.74	No sheen/Very light sewerage odor	2.5	ND <0.05	0.022	0.0051	0.0078	0.011	ND <0.0005
9/30/97				7.89	89.51	No sheen or odor	ND <0.05	ND <0.05	ND <0.0005	ND <0.0005	ND <0.0005	ND <0.0005	ND <0.0005



**TABLE 1 CONT'D**  
**GROUNDWATER MONITORING DATA (feet)**  
**AND ANALYTICAL RESULTS (mg/L)**

Date	Well No./ Elevation	Depth of Well	Depth of Perf.	Depth to Water	GW Elev.	Well Observation	TPHg	TPHd	B	T	E	X	MTBE
1/27/98	MW-2 (97.49)	23	15	8.38	89.11	No sheen or odor	ND <0.05	ND <0.05	ND <0.0005	ND <0.0005	ND <0.0005	ND <0.0005	ND <0.0005
4/24/98				8.68	88.81	No sheen Slight sewerage odor	2.1	1.4	0.018	0.0065	0.0048	0.021	ND <0.0005
8/17/98				9.74	87.75	No sheen or odor	2.9	ND <0.05	0.0051	0.0045	0.0058	0.017	ND <0.0005
11/16/98				10.14	87.35	No sheen Light sewerage odor	1.4	ND <0.05	0.0021	0.0019	0.0023	0.0048	ND <0.0005
1/28/99				8.92	88.57	No sheen Slight sewerage odor	1.6	ND <0.05	0.082	0.016	ND <0.0005	0.04	0.059
5/17/99				9.26	88.23	No sheen Mild sewerage odor	8.2	NA	0.043	0.073	0.14	0.1	ND <0.0005
8/17/99				10.04	87.45	No sheen Sewerage odor	2.9	0.26	0.02	0.081	0.017	0.038	ND <0.0005
11/17/99				11.52	85.97	Light rainbow sheen Light sewerage odor	2.6	ND <0.05	0.007	0.0037	0.0053	0.0129	ND <0.0005
2/17/00				9.50	87.99	Light rainbow sheen Light sewerage odor	1.7	NA	0.0032	0.0068	0.011	0.0123	ND <0.0005
5/17/00				8.84	88.65	No sheen Light sewerage odor	3.8	NA	0.45	0.065	0.11	0.08	ND <0.0005
8/17/00				8.50	88.99	No sheen or odor	4.3	NA	0.44	ND <0.0005	0.078	ND <0.0005	ND <0.0005
4/30/90	MW-3 (98.14)	27	20	N/A	N/A	No sheen Mild petroleum odor	56	NA	3.6	8.6	1.3	7.2	NA
5/17/90				12.42	85.72	N/A	NA	NA	NA	NA	NA	NA	NA

**TABLE 1 CONT'D**  
**GROUNDWATER MONITORING DATA (feet)**  
**AND ANALYTICAL RESULTS (mg/L)**

Date	Well No./ Elevation	Depth of Well	Depth of Perf.	Depth to Water	GW Elev.	Well Observation	TPHg	TPHd	B	T	E	X	MTBE
9/26/90	MW-3 (98.14)	27	20	13.50	84.64	No sheen Mild petroleum odor	54	NA	5.1	0.42	1.6	8	NA
1/14/91				12.58	85.56	Light sheen Strong petroleum odor	35	NA	2.6	6.6	1.5	5.7	NA
7/03/91	(102.46) resurveyed			12.08	90.38	Rainbow sheen Strong petroleum odor	33	NA	4.12	4.3	1.4	4.8	NA
11/11/91				12.29	90.17	Very light rainbow sheen Mild petroleum odor	57	NA	3.9	8.4	2.1	14	NA
3/04/92	(102.18) resurveyed			10.26	91.92	Brown sheen Strong petroleum odor	57	NA	0.72	0.87	0.081	3.1	NA
6/01/92	(97.94) resurveyed			11.40	90.78	Rainbow sheen Mild petroleum odor	50	NA	0.24	0.24	0.22	0.74	NA
9/28/92				12.64	89.54	Rainbow sheen spots Strong petroleum odor	64	NA	0.11	0.093	0.097	0.25	NA
1/11/93				10.10	92.08	Rainbow sheen Mild petroleum odor	68	NA	0.21	0.28	0.36	0.99	NA
8/15/94				12.20	89.98	Brown sheen spots Mild petroleum odor	50	NA	0.87	1.2	1.3	3	NA
11/07/96				12.40	85.54	Very thin layer of brown sheen/Light petroleum odor	68	0.47	0.033	0.027	0.063	0.12	ND <0.0005
2/12/97				10.23	87.71	Brown sheen spots Light petroleum odor	25	3.5	0.039	0.043	0.015	0.091	ND <0.0005
6/16/97				11.79	86.15	Light brown sheen spots Very light petroleum odor	9.7	ND <0.05	0.026	0.029	0.045	0.081	ND <0.0005
9/30/97				9.40	88.54	No sheen or odor	6	1.6	0.043	0.036	0.012	0.11	ND <0.0005

**TABLE 1 CONT'D**  
**GROUNDWATER MONITORING DATA (feet)**  
**AND ANALYTICAL RESULTS (mg/L)**

Date	Well No./ Elevation	Depth of Well	Depth of Perf.	Depth to Water	GW Elev.	Well Observation	TPHg	TPHd	B	T	E	X	MTBE
1/27/98	MW-3 (97.94)	27	20	9.80	88.14	No sheen or odor	0.38	0.56	0.0057	0.0041	0.0017	0.0091	ND <0.0005
4/24/98				9.90	88.04	Rainbow sheen Light sewerage odor	ND <0.05	0.68	ND <0.0005	ND <0.0005	ND <0.0005	ND <0.0005	ND <0.0005
8/17/98				11.46	86.48	No sheen or odor	16	ND <0.05	0.2	0.018	0.031	0.082	ND <0.0005
11/16/98				12.40	85.54	Rainbow sheen Strong sewerage odor	68	ND <0.05	0.086	0.054	0.069	0.13	ND <0.0005
1/28/99				10.72	87.2	Rainbow sheen Strong sewerage odor	33	ND <0.05	0.27	0.11	ND <0.0005	0.77	0.17
5/17/99				10.54	87.40	Rainbow sheen Strong petroleum odor	72	NA	0.28	0.23	0.32	0.89	ND <0.0005
8/17/99				11.92	86.02	Rainbow sheen Strong petroleum odor	20	1.8	0.051	0.041	0.061	0.13	ND <0.0005
11/17/99				13.60	84.34	Rainbow sheen Strong petroleum odor	1.7	NA	0.039	0.022	0.031	0.084	ND <0.0005
2/17/00				10.68	87.26	Rainbow sheen Strong petroleum odor	8.8	NA	0.016	0.039	0.074	0.09	ND <0.0005
5/17/00				10.25	87.69	Rainbow sheen Strong petroleum odor	22	NA	0.3	0.26	0.41	0.94	ND <0.0005
8/17/00				11.84	86.10	Rainbow sheen Strong petroleum odor	15	NA	0.23	0.14	0.47	0.75	ND <0.0005
7/03/91	STMW-1 (103.58)	19.50	11.50	11.00	92.58	Light rainbow sheen Mild petroleum odor	3.1	NA	0.61	0.062	0.039	0.15	NA
11/11/91	STMW-4 Renamed			11.08	92.50	Light rainbow sheen Strong petroleum odor	3.6	NA	0.99	0.015	0.0026	0.18	NA

**TABLE 1 CONT'D**  
**GROUNDWATER MONITORING DATA (feet)**  
**AND ANALYTICAL RESULTS (mg/L)**

Date	Well No./ Elevation	Depth of Well	Depth of Perf.	Depth to Water	GW Elev.	Well Observation	TPHg	TPHd	B	T	E	X	MTBE
3/04/92	STMW-4 (101.08) resurveyed	19.50	11.50	9.44	91.64	Rainbow sheen spots Mild petroleum odor	5	NA	0.035	0.02	0.022	0.071	NA
6/01/92	(98.80) resurveyed			10.32	92.76	No sheen Light petroleum odor	13	NA	0.14	0.045	0.063	0.21	NA
9/28/92				10.76	92.32	Brown sheen spots Mild petroleum odor	40	NA	0.035	0.02	0.048	0.11	NA
1/11/93				9.28	93.80	Brown sheen spots Mild petroleum odor	24	NA	0.026	0.088	0.092	0.28	NA
8/15/94				10.54	92.54	Light rainbow sheen spots Light petroleum odor	9	NA	0.5	0.034	0.046	0.13	NA
11/07/96				10.37	88.43	Rainbow sheen spots Very light petroleum odor	13	0.18	0.04	0.0029	0.0078	0.019	ND <0.0005
2/12/97				9.36	89.44	Rainbow sheen spots Very light petroleum odor	5.3	5.7	0.095	0.0053	0.0059	0.018	ND <0.0005
6/16/97				10.40	88.40	No sheen Very light sewerage odor	5.3	ND <0.05	0.037	0.0062	0.0017	0.011	ND <0.0005
9/30/97				8.50	90.30	No sheen or odor	2.7	ND <0.05	0.042	0.0077	0.0057	0.026	ND <0.0005
1/27/98				8.90	89.90	No sheen or odor	3	0.3	0.06	0.017	0.012	0.049	ND <0.0005
4/24/98				9.50	89.30	Rainbow sheen Strong sewerage odor	ND <0.05	ND<0. 05	ND <0.0005	ND <0.0005	ND <0.0005	ND <0.0005	ND <0.0005
8/17/98				10.36	88.44	Rainbow sheen Light petroleum odor	29	ND <0.05	0.036	0.024	0.059	0.16	ND <0.0005
11/16/98				10.56	88.24	Rainbow sheen Strong petroleum odor	13	ND <0.05	0.026	0.021	0.02	0.041	NA

**TABLE 1 CONT'D**  
**GROUNDWATER MONITORING DATA (feet)**  
**AND ANALYTICAL RESULTS (mg/L)**

Date	Well No./ Elevation	Depth of Well	Depth of Perf.	Depth to Water	GW Elev.	Well Observation	TPHg	TPHd	B	T	E	X	MTBE
1/28/99	STMW-4 (98.80)	19.50	11.50	9.64	89.16	Rainbow sheen Strong petroleum odor	32	ND <0.05	0.66	0.016	0.016	0.15	ND <0.0005
5/17/99				9.96	88.84	Rainbow sheen String petroleum odor	13	NA	1.6	0.03	0.045	0.078	ND <0.0005
8/17/99				10.64	88.16	Rainbow sheen Light petroleum odor	12	.99	0.26	0.022	0.033	0.072	ND ,0.005
11/17/99				12.02	86.78	Rainbow sheen Light petroleum odor	7.9	NA	0.021	0.012	0.017	0.04	ND <0.0005
2/17/00				9.32	98.48	Rainbow sheen Light petroleum odor	4.9	NA	0.0089	0.021	0.038	0.05	ND <0.0005
5/17/00				9.65	89.15	Rainbow sheen Strong petroleum odor	9.6	NA	0.84	ND <0.0005	0.061	ND <0.0005	ND <0.0005
8/17/00				10.34	88.46	Rainbow sheen Strong petroleum odor	5.1	NA	0.68	ND <0.0005	0.062	ND <0.0005	ND <0.0005
7/03/91	STMW-2 (101.99)	24	16	13.29	88.07	No sheen or odor	0.69	NA	0.099	0.081	0.019	0.098	NA
11/11/91	STMW-5 Renamed			14.00	87.99	No sheen Very light petroleum odor	0.41	NA	0.061	0.0024	0.0014	0.02	NA
3/04/92	(101.36) resurveyed			11.80	89.56	No sheen Very light petroleum odor	0.46	NA	0.013	0.0065	0.011	0.018	NA
6/01/92				13.06	88.30	No sheen Mild petroleum odor	1.8	NA	0.027	0.02	0.021	0.043	NA
9/28/92				14.04	87.32	No sheen Mild sewerage odor	1.5	NA	0.014	0.0061	0.018	0.022	NA
1/11/93				11.61	89.75	No sheen Light sewerage odor	0.8	NA	0.0018	0.003	0.0031	0.0094	NA

**TABLE 1 CONT'D**  
**GROUNDWATER MONITORING DATA (feet)**  
**AND ANALYTICAL RESULTS (mg/L)**

Date	Well No./ Elevation	Depth of Well	Depth of Perf.	Depth to Water	GW Elev.	Well Observation	TPHg	TPHd	B	T	E	X	MTBE
8/15/94	STMW-5 (101.36) resurveyed	24	16	13.85	87.51	No sheen Mild sewerage	3	NA	0.32	0.062	0.034	0.22	NA
11/07/96	(97.14) resurveyed			13.67	83.47	Rainbow sheen spots Very light petroleum odor	1.2	0.33	0.011	0.0017	0.0044	0.013	ND <0.0005
2/17/97				12.07	82.07	Rainbow sheen spots Very light petroleum odor	1	3.7	0.011	0.017	0.0017	0.0097	ND <0.0005
6/19/97				13.33	83.81	No sheen Very light sewerage odor	0.95	2.3	0.0074	0.001	0.001	0.0072	ND <0.0005
9/30/97				11.24	85.90	No sheen Light sewerage odor	0.71	1.1	0.0058	0.004	0.001	0.001	ND <0.0005
1/27/98				11.64	85.50	No sheen Light sewerage odor	0.34	1.1	0.002	0.0018	0.0016	0.0082	ND <0.0005
4/24/98				11.84	85.30	Rainbow sheen Strong petroleum odor	3.3	ND <0.05	0.012	0.0094	0.0085	0.037	ND <0.0005
8/17/98				13.20	83.94	Rainbow sheen Light sewerage odor	5.3	ND <0.05	0.026	0.017	0.014	0.039	ND <0.0005
11/16/98				13.74	83.40	Rainbow sheen Strong sewerage odor	ND <0.05	ND <0.05	ND <0.0005	ND <0.0005	ND <0.0005	ND <0.0005	ND <0.0005
1/28/99				12.22	84.92	Rainbow sheen Strong sewerage odor	0.95	ND <0.05	0.15	0.0038	0.0014	0.014	0.011
5/17/99				12.58	84.56	Rainbow sheen Mild petroleum odor	2.8	NA	0.067	0.0094	ND <0.0005	0.016	0.03
8/17/99				13.48	83.66	Rainbow sheen Light petroleum odor	2.8	0.23	0.018	0.017	0.018	0.036	ND <0.0005
11/17/99				14.88	82.26	Rainbow sheen Light petroleum odor	1.6	NA	0.0039	0.0023	0.0032	0.0075	ND <0.0005

**TABLE 1 CONT'D**  
**GROUNDWATER MONITORING DATA (feet)**  
**AND ANALYTICAL RESULTS (mg/L)**

Date	Well No./ Elevation	Depth of Well	Depth of Perf.	Depth to Water	GW Elev.	Well Observation	TPHg	TPHd	B	T	E	X	MTBE
2/17/00	STMW-5 (97.14)	24	16	12.56	84.58	Rainbow sheen Light petroleum odor	0.77	NA	0.0015	0.0032	0.0058	0.007	ND <0.0005
5/17/00				12.08	85.06	Rainbow sheen Strong petroleum odor	4.5	NA	ND <0.0005	ND <0.0005	ND <0.0005	ND <0.0005	ND <0.0005
8/17/00				13.56	83.58	Rainbow sheen Strong petroleum odor	2.9	NA	0.17	0.064	0.1	0.25	ND <0.0005

**TPHg** - Total Petroleum Hydrocarbons as gasoline

**BTEX** - Benzene, Toluene, Ethylbenzene, Total Xylenes

**GW Elev.** - Groundwater Elevation

**ND** - Not detected (Below Laboratory Detection Limit)

**N/A** - Not Applicable

**TPHd** - Total Petroleum Hydrocarbons as diesel

**MTBE** - Methyl Tertiary Butyl Ether

**Perf.** - Perforation

**NA** - Not Analyzed

**TABLE 2**  
**GROUNDWATER ANALYTICAL RESULTS FOR**  
**VOLATILE ORGANIC COMPOUNDS (8260B)**

Date	Sample Number	Compounds	Detection (mg/L)
1/28/99	MW-1	Not Analyzed	
5/17/99		Diisopropyl Ether	0.12
8/17/99		Benzene	0.0052
		o-Xylene	0.0054
		p-Xylene	0.0053
11/17/99		Benzene	0.0036
		Ethylbenzene	0.0027
		Toluene	0.0019
		o-Xylene	0.0025
		m-Xylene	0.0018
		p-Xylene	0.0023
2/17/2000		Benzene	0.0011
		Ethylbenzene	0.0036
		Toluene	0.0023
		o-Xylene	0.0021
		m-Xylene	0.0012
		p-Xylene	0.0016
5/17/2000		1,2,4-Trimethylbenzene	0.0098
		Benzene	0.13
		Diisopropyl Ether	0.13
		Ethylbenzene	0.0061
		Isopropylbenzene	0.0053
		n-Propylbenzene	0.0056
		Toluene	0.0068
8/17/200		Benzene	0.16
1/28/99	MW-2	Not Analyzed	
5/17/99		Benzene	0.4
		Ethylbenzene	0.14

**ENVIRO SOIL TECH CONSULTANTS**



**TABLE 2 CONT'D**  
**GROUNDWATER ANALYTICAL RESULTS FOR**  
**VOLATILE ORGANIC COMPOUNDS (8260B)**

Date	Sample Number	Compound	Detection(mg/L)
8/17/99	MW-2	Benzene	0.019
		Ethylbenzene	0.019
		Toluene	0.018
		o-Xylene	0.014
		m-Xylene	0.011
		p-Xylene	0.015
11/17/99		Benzene	0.007
		Ethylbenzene	0.0053
		Toluene	0.0037
		o-Xylene	0.0049
		m-Xylene	0.0036
		p-Xylene	0.0044
2/17/2000		Benzene	0.0032
		Ethylbenzene	0.011
		Toluene	0.0068
		o-Xylene	0.0059
		m-Xylene	0.0034
		p-Xylene	0.0039
5/17/2000		1,2,4-Trimethylbenzene	0.051
		Benzene	0.45
		Ethylbenzene	0.11
		Toluene	0.065
		Xylenes, Total	0.08
8/17/2000		Benzene	0.44
		Ethylbenzene	0.078
1/28/99	MW-3	Not Analyzed	
5/17/99		Benzene	0.19
		1,2,4-Trimethylbenzene	0.48
		1,3,5-Trimethylbenzene	0.29
		Xylenes, Total	0.59

**TABLE 2 CONT'D**  
**GROUNDWATER ANALYTICAL RESULTS FOR**  
**VOLATILE ORGANIC COMPOUNDS (8260B)**

Date	Sample Number	Compounds	Detection (ug/L)
8/17/99	MW-3	Benzene	0.039
		Ethylbenzene	0.031
		Toluene	0.022
		o-Xylene	0.031
		m-Xylene	0.021
		p-Xylene	0.03
11/17/99		Benzene	0.039
		Ethylbenzene	0.031
		Toluene	0.022
		o-Xylene	0.031
		m-Xylene	0.021
		p-Xylene	0.03
2/17/2000		Benzene	0.016
		Ethylbenzene	0.074
		Toluene	0.039
		o-Xylene	0.037
		m-Xylene	0.022
		p-Xylene	0.031
5/17/2000		1,2,4-Trimethylbenzene	0.93
		1,3,5-Trimethylbenzene	0.29
		Benzene	0.3
		Ethylbenzene	0.41
		Naphthalene	0.16
		Toluene	0.26
		Xylenes, Total	0.94

**TABLE 2 CONT'D**  
**GROUNDWATER ANALYTICAL RESULTS FOR**  
**VOLATILE ORGANIC COMPOUNDS (8260B)**

Date	Sample Number	Compounds	Detection (mg/L)
8/17/2000	MW-3	1,2,4-Trimethylbenzene	0.9
		1,3,5-Trimethylbenzene	0.29
		Benzene	0.23
		Ethylbenzene	0.47
		Isopropylbenzene	0.051
		n-Butylbenzene	0.1
		n-Propylbenzene	0.1
		Naphthalene	0.16
		Toluene	0.14
		Xylenes, Total	0.75
1/28/99	STMW-4	Not Analyzed	
5/24/99		Benzene	1.6
8/17/99		Benzene	0.024
		Ethylbenzene	0.031
		Toluene	0.025
		o-Xylene	0.028
		m-Xylene	0.021
		p-Xylene	0.026
11/17/99		Benzene	0.021
		Ethylbenzene	0.017
		Toluene	0.012
		o-Xylene	0.015
		m-Xylene	0.011
		p-Xylene	0.014
2/17/2000		Benzene	0.0089
		Ethylbenzene	0.038
		Toluene	0.021
		o-Xylene	0.019
		m-Xylene	0.014
		p-Xylene	0.017

**ENVIRO SOIL TECH CONSULTANTS**

**TABLE 2 CONT'D**  
**GROUNDWATER ANALYTICAL RESULTS FOR**  
**VOLATILE ORGANIC COMPOUNDS (8260B)**

Date	Sample Number	Compounds	Detection (mg/L)
5/17/2000	STMW-4	1,2,4-Trimethylbenzene	0.17
		1,3,5-Trimethylbenzene	0.087
		Benzene	0.84
		Ethylbenzene	0.061
		Isopropylbenzene	0.053
		n-Butylbenzene	0.085
		n-Propylbenzene	0.084
8/17/2000		1,2,4-Trimethylbenzene	0.069
		Benzene	0.68
		Ethylbenzene	0.062
1/28/99	STMW-5	Not Analyzed	
5/17/99		Benzene	0.088
8/17/99		Benzene	0.019
		Ethylbenzene	0.021
		Toluene	0.016
		o-Xylene	0.014
		m-Xylene	0.011
11/17/99		p-Xylene	0.016
		Benzene	0.0039
		Ethylbenzene	0.0032
		Toluene	0.0023
		o-Xylene	0.0029
2/17/2000		m-Xylene	0.0021
		p-Xylene	0.0025
		Benzene	0.0015
		Ethylbenzene	0.0058
		Toluene	0.0032
		o-Xylene	0.0025
		m-Xylene	0.0022
		p-Xylene	0.0023

**TABLE 2 CONT'D  
GROUNDWATER ANALYTICAL RESULTS FOR  
VOLATILE ORGANIC COMPOUNDS (8260B)**

Date	Sample Number	Compounds	Detection (mg/L)
5/17/2000	STMW-5	1,2,4-Trimethylbenzene	0.059
8/17/2000		1,2,4-Trimethylbenzene	0.038
		Benzene	0.17
		Ethylbenzene	0.1
		Isopropylbenzene	0.01
		n-Butylbenzene	0.011
		n-Propylbenzene	0.024
		Naphthalene	0.02
		Toluene	0.064
		Xylenes, Total	0.25

mg/L - Milligrams Per Liter

**A P P E N D I X "B"**




**ENVIRO SOIL TECH CONSULTANTS**

Figure 1

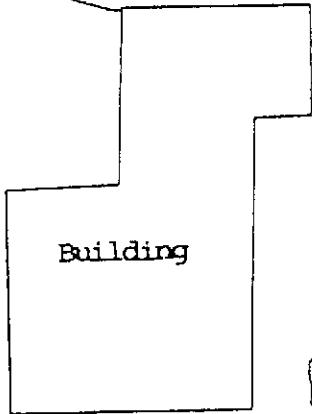
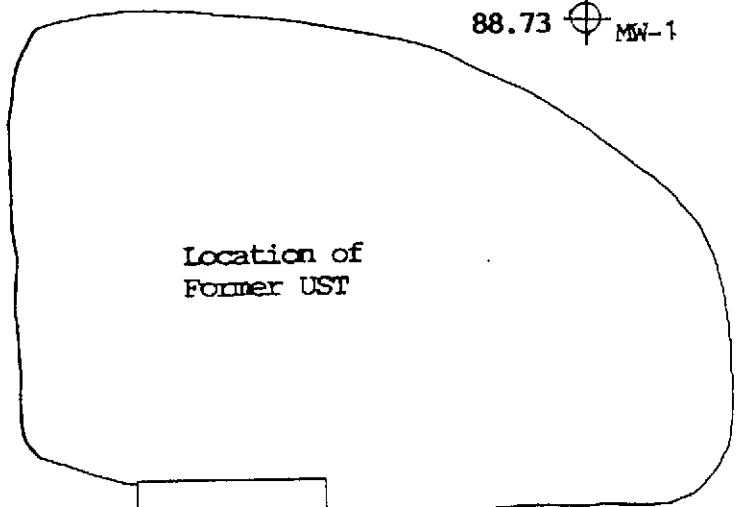
CORONADO AVENUE

Approximate Direction  
of Groundwater Flow  
as of 8/17/2000



Residential Building

BROADWAY STREET



Location of Former UST

88.73 MW-1

88.46 SIMW-4

88.99 MW-2

86.10 MW-3

83.58 SIMW-5

Commercial Building

Street  
Flow Line

SCALE: 1"=20'

Monitoring Well

Figure 2



**A P P E N D I X "C"**

## GROUNDWATER SAMPLING

Prior to collection of groundwater samples, all of the sampling equipment (i.e. bailer, cables, bladder pump, discharge lines and etc...) was cleaned by pumping TSP water solution followed by distilled water.

Prior to purging, the well "Water Sampling Field Survey Forms" were filled out (depth to water and total depth of water column were measured and recorded). The well was then bailed or pumped to remove four to ten well volumes or until the discharged water temperature, conductivity and pH stabilized. "Stabilized" is defined as three consecutive readings within 15% of one another.

The groundwater sample was collected when the water level of the well recovered to 80% of its static level.

Forty milliliter (ml) glass volatile organic analysis (VOA) vials with Teflon septa were used as sample containers. The groundwater sample was decanted into each VOA vial in such a manner that there was a meniscus at the top. The cap was quickly placed over the top of the vial and securely tightened. The VOA vial was then inverted and tapped to see if air bubbles were present. If none were present, the sample was labeled and refrigerated for delivery under chain-of-custody to the laboratory. The label information would include a sample identification number, job identification number, date, time, type of analysis requested and the sampler's name.

File No. 8-90-420-GI

**A P P E N D I X "D"**

**ENVIRO SOIL TECH CONSULTANTS**

# Entech Analytical Labs, Inc.

CA ELAP# 2346

525 Del Rey Avenue, Suite E • Sunnyvale, CA 94085 • (408) 735-1550 • Fax (408) 735-1554

August 25, 2000

Frank Hamedi  
Enviro Soil Tech Consultants  
131 Tully Road  
San Jose, CA 95111

Order: 21867

Date Collected: 8/17/00

Project Name: 5175 Broadway Street

Date Received: 8/18/00

Project Number: 8-90-420-GI

P.O. Number:

**Project Notes:**


On August 18, 2000, samples were received under documented chain of custody. Results for the following analyses are attached:

<u>Matrix</u>	<u>Test</u>	<u>Method</u>
Liquid	EPA 8260B	EPA 8260B
	TPH as Gasoline	EPA 8015 MOD. (Purgeable)

Chemical analysis of these samples has been completed. Summaries of the data are contained on the following pages. USEPA protocols for sample storage and preservation were followed.

Entech Analytical Labs, Inc. is certified by the State of California (#2346). If you have any questions regarding procedures or results, please call me at 408-735-1550.

Sincerely,

  
Michelle L. Anderson  
Lab Director

# Entech Analytical Labs, Inc.

CA ELAP# 2346

525 Del Rey Avenue, Suite E • Sunnyvale, CA 94085 • (408) 735-1550 • Fax (408) 735-1554

Enviro Soil Tech Consultants  
131 Tully Road  
San Jose, CA 95111  
Attn: Frank Hamedi

Date: 8/25/00  
Date Received: 8/18/00  
Project Name: 5175 Broadway Street  
Project Number: 8-90-420-GI  
P.O. Number:  
Sampled By: Richard Munley

## Certified Analytical Report

Order ID: 21867	Lab Sample ID: 21867-001	Client Sample ID: MW-1								
Sample Time: 9:00 AM	Sample Date: 8/17/00	Matrix: Liquid								
Parameter	Result	Flag	DF	PQL	DLR	Units	Extraction Date	Analysis Date	QC Batch ID	Method
TPH as Gasoline	550		1	50	50	µg/L	N/A	8/23/00	WGC4000822	EPA 8015 MOD. (Purgeable)
							Surrogate aaa-Trifluorotoluene	Surrogate Recovery 80		Control Limits (%) 65 - 135

Order ID: 21867	Lab Sample ID: 21867-002	Client Sample ID: MW-2								
Sample Time: 10:20 AM	Sample Date: 8/17/00	Matrix: Liquid								
Parameter	Result	Flag	DF	PQL	DLR	Units	Extraction Date	Analysis Date	QC Batch ID	Method
TPH as Gasoline	4300		10	50	500	µg/L	N/A	8/23/00	WGC4000822	EPA 8015 MOD. (Purgeable)
							Surrogate aaa-Trifluorotoluene	Surrogate Recovery 101		Control Limits (%) 65 - 135

Order ID: 21867	Lab Sample ID: 21867-003	Client Sample ID: MW-3								
Sample Time: 11:20 AM	Sample Date: 8/17/00	Matrix: Liquid								
Parameter	Result	Flag	DF	PQL	DLR	Units	Extraction Date	Analysis Date	QC Batch ID	Method
TPH as Gasoline	15000		50	50	2500	µg/L	N/A	8/23/00	WGC4000822	EPA 8015 MOD. (Purgeable)
							Surrogate aaa-Trifluorotoluene	Surrogate Recovery 103		Control Limits (%) 65 - 135


DF = Dilution Factor

ND = Not Detected

DLR = Detection Limit Reported

PQL = Practical Quantitation Limit

Analysis performed by Entech Analytical Labs, Inc. (CA ELAP #2346)

  
Michelle L. Anderson, Laboratory Director

Environmental Analysis Since 1983



# Entech Analytical Labs, Inc.

CA ELAP# 2346

525 Del Rey Avenue, Suite E • Sunnyvale, CA 94085 • (408) 735-1550 • Fax (408) 735-1554

Enviro Soil Tech Consultants  
131 Tully Road  
San Jose, CA 95111  
Attn: Frank Hamedi

Date: 8/25/00  
Date Received: 8/18/00  
Project Name: 5175 Broadway Street  
Project Number: 8-90-420-GI  
P.O. Number:  
Sampled By: Richard Munley

## Certified Analytical Report

Order ID: 21867

Lab Sample ID: 21867-001

Client Sample ID: MW-1

Sample Time: 9:00 AM

Sample Date: 8/17/00

Matrix: Liquid

Parameter	Result	Flag	DF	PQL	DLR	Units	Analysis Date	QC Batch ID	Method
1,1,1,2-Tetrachloroethane	ND		5	5	25	µg/L	8/24/00	WMS2000823	EPA 8260B
1,1,1-Trichloroethane	ND		5	5	25	µg/L	8/24/00	WMS2000823	EPA 8260B
1,1,2,2-Tetrachloroethane	ND		5	5	25	µg/L	8/24/00	WMS2000823	EPA 8260B
1,1,2-Trichloroethane	ND		5	5	25	µg/L	8/24/00	WMS2000823	EPA 8260B
1,1-Dichloroethane	ND		5	5	25	µg/L	8/24/00	WMS2000823	EPA 8260B
1,1-Dichloroethene	ND		5	5	25	µg/L	8/24/00	WMS2000823	EPA 8260B
1,1-Dichloropropene	ND		5	5	25	µg/L	8/24/00	WMS2000823	EPA 8260B
1,2,3-Trichlorobenzene	ND		5	5	25	µg/L	8/24/00	WMS2000823	EPA 8260B
1,2,3-Trichloropropane	ND		5	5	25	µg/L	8/24/00	WMS2000823	EPA 8260B
1,2,4-Trichlorobenzene	ND		5	5	25	µg/L	8/24/00	WMS2000823	EPA 8260B
1,2,4-Trimethylbenzene	ND		5	5	25	µg/L	8/24/00	WMS2000823	EPA 8260B
1,2-Dibromo-3-Chloropropane	ND		5	5	25	µg/L	8/24/00	WMS2000823	EPA 8260B
1,2-Dibromoethane (EDB)	ND		5	5	25	µg/L	8/24/00	WMS2000823	EPA 8260B
1,2-Dichlorobenzene	ND		5	5	25	µg/L	8/24/00	WMS2000823	EPA 8260B
1,2-Dichloroethane	ND		5	5	25	µg/L	8/24/00	WMS2000823	EPA 8260B
1,2-Dichloropropane	ND		5	5	25	µg/L	8/24/00	WMS2000823	EPA 8260B
1,3,5-Trimethylbenzene	ND		5	5	25	µg/L	8/24/00	WMS2000823	EPA 8260B
1,3-Dichlorobenzene	ND		5	5	25	µg/L	8/24/00	WMS2000823	EPA 8260B
1,3-Dichloropropane	ND		5	5	25	µg/L	8/24/00	WMS2000823	EPA 8260B
1,4-Dichlorobenzene	ND		5	5	25	µg/L	8/24/00	WMS2000823	EPA 8260B
2,2-Dichloropropane	ND		5	5	25	µg/L	8/24/00	WMS2000823	EPA 8260B
2-Butanone (MEK)	ND		5	20	100	µg/L	8/24/00	WMS2000823	EPA 8260B
2-Chloroethyl-vinyl Ether	ND		5	5	25	µg/L	8/24/00	WMS2000823	EPA 8260B
2-Chlorotoluene	ND		5	5	25	µg/L	8/24/00	WMS2000823	EPA 8260B
2-Hexanone	ND		5	20	100	µg/L	8/24/00	WMS2000823	EPA 8260B
4-Chlorotoluene	ND		5	5	25	µg/L	8/24/00	WMS2000823	EPA 8260B
4-Methyl-2-Pentanone(MBK)	ND		5	20	100	µg/L	8/24/00	WMS2000823	EPA 8260B
Acetone	ND		5	100	500	µg/L	8/24/00	WMS2000823	EPA 8260B
Acrylonitrile	ND		5	5	25	µg/L	8/24/00	WMS2000823	EPA 8260B
Allyl Chloride	ND		5	5	25	µg/L	8/24/00	WMS2000823	EPA 8260B
Benzene	160		5	5	25	µg/L	8/24/00	WMS2000823	EPA 8260B
Benzyl Chloride	ND		5	5	25	µg/L	8/24/00	WMS2000823	EPA 8260B
Bromobenzene	ND		5	5	25	µg/L	8/24/00	WMS2000823	EPA 8260B
Bromochloromethane	ND		5	5	25	µg/L	8/24/00	WMS2000823	EPA 8260B
Bromodichloromethane	ND		5	5	25	µg/L	8/24/00	WMS2000823	EPA 8260B
Bromoform	ND		5	5	25	µg/L	8/24/00	WMS2000823	EPA 8260B
Bromomethane	ND		5	5	25	µg/L	8/24/00	WMS2000823	EPA 8260B


DF = Dilution Factor

ND = Not Detected

DLR = Detection Limit Reported

PQL = Practical Quantitation Limit

Analysis performed by Entech Analytical Labs, Inc. (CA ELAP #2346)

  
Michelle L. Anderson, Laboratory Director

Environmental Analysis Since 1983

Page 1 of 15

525 Del Rey Avenue, Suite E • Sunnyvale, CA 94085 • (408) 735-1550 • Fax (408) 735-1554

**Enviro Soil Tech Consultants**  
 131 Tully Road  
 San Jose, CA 95111  
 Attn: Frank Hamedi

Date: 8/25/00  
 Date Received: 8/18/00  
 Project Name: 5175 Broadway Street  
 Project Number: 8-90-420-GI  
 P.O. Number:  
 Sampled By: Richard Munley

## Certified Analytical Report

Order ID: 21867

Lab Sample ID: 21867-001

Client Sample ID: MW-1

Sample Time: 9:00 AM

Sample Date: 8/17/00

Matrix: Liquid

Parameter	Result	Flag	DF	PQL	DLR	Units	Analysis Date	QC Batch ID	Method
Carbon Disulfide	ND		5	15	75	µg/L	8/24/00	WMS2000823	EPA 8260B
Carbon Tetrachloride	ND		5	5	25	µg/L	8/24/00	WMS2000823	EPA 8260B
Chlorobenzene	ND		5	5	25	µg/L	8/24/00	WMS2000823	EPA 8260B
Chloroethane	ND		5	5	25	µg/L	8/24/00	WMS2000823	EPA 8260B
Chloroform	ND		5	5	25	µg/L	8/24/00	WMS2000823	EPA 8260B
Chloromethane	ND		5	5	25	µg/L	8/24/00	WMS2000823	EPA 8260B
cis-1,2-Dichloroethene	ND		5	5	25	µg/L	8/24/00	WMS2000823	EPA 8260B
cis-1,3-Dichloropropene	ND		5	5	25	µg/L	8/24/00	WMS2000823	EPA 8260B
cis-1,4-Dichloro-2-butene	ND		5	20	100	µg/L	8/24/00	WMS2000823	EPA 8260B
Dibromochloromethane	ND		5	5	25	µg/L	8/24/00	WMS2000823	EPA 8260B
Dibromomethane	ND		5	5	25	µg/L	8/24/00	WMS2000823	EPA 8260B
Dichlorodifluoromethane	ND		5	5	25	µg/L	8/24/00	WMS2000823	EPA 8260B
Diisopropyl Ether	ND		5	5	25	µg/L	8/24/00	WMS2000823	EPA 8260B
Ethyl Benzene	ND		5	5	25	µg/L	8/24/00	WMS2000823	EPA 8260B
Ethyl Methacrylate	ND		5	5	25	µg/L	8/24/00	WMS2000823	EPA 8260B
Hexachlorobutadiene	ND		5	5	25	µg/L	8/24/00	WMS2000823	EPA 8260B
Iodomethane	ND		5	20	100	µg/L	8/24/00	WMS2000823	EPA 8260B
Isopropylbenzene	ND		5	5	25	µg/L	8/24/00	WMS2000823	EPA 8260B
Methacrylonitrile	ND		5	5	25	µg/L	8/24/00	WMS2000823	EPA 8260B
Methyl Methacrylate	ND		5	5	25	µg/L	8/24/00	WMS2000823	EPA 8260B
Methyl-t-butyl Ether	ND		5	5	25	µg/L	8/24/00	WMS2000823	EPA 8260B
Methylene Chloride	ND		5	5	25	µg/L	8/24/00	WMS2000823	EPA 8260B
n-Butylbenzene	ND		5	5	25	µg/L	8/24/00	WMS2000823	EPA 8260B
n-Propylbenzene	ND		5	5	25	µg/L	8/24/00	WMS2000823	EPA 8260B
Naphthalene	ND		5	5	25	µg/L	8/24/00	WMS2000823	EPA 8260B
p-Isopropyltoluene	ND		5	5	25	µg/L	8/24/00	WMS2000823	EPA 8260B
Pentachloroethane	ND		5	5	25	µg/L	8/24/00	WMS2000823	EPA 8260B
Propionitrile	ND		5	20	100	µg/L	8/24/00	WMS2000823	EPA 8260B
sec-Butylbenzene	ND		5	5	25	µg/L	8/24/00	WMS2000823	EPA 8260B
Styrene	ND		5	5	25	µg/L	8/24/00	WMS2000823	EPA 8260B
tert-Amyl Methyl Ether	ND		5	5	25	µg/L	8/24/00	WMS2000823	EPA 8260B
tert-Butanol	ND		5	20	100	µg/L	8/24/00	WMS2000823	EPA 8260B
tert-Butyl Ethyl Ether	ND		5	5	25	µg/L	8/24/00	WMS2000823	EPA 8260B
tert-Butylbenzene	ND		5	5	25	µg/L	8/24/00	WMS2000823	EPA 8260B
Tetrachloroethene	ND		5	5	25	µg/L	8/24/00	WMS2000823	EPA 8260B
Toluene	ND		5	5	25	µg/L	8/24/00	WMS2000823	EPA 8260B
trans-1,2-Dichloroethene	ND		5	5	25	µg/L	8/24/00	WMS2000823	EPA 8260B

DF = Dilution Factor

ND = Not Detected

DLR = Detection Limit Reported

PQL = Practical Quantitation Limit

Analysis performed by Entech Analytical Labs, Inc. (CA ELAP #2346)

Michelle L. Anderson, Laboratory Director *Environmental Analysis Since 1983*



# Entech Analytical Labs, Inc.

CA ELAP# 2346

525 Del Rey Avenue, Suite E • Sunnyvale, CA 94085 • (408) 735-1550 • Fax (408) 735-1554

Enviro Soil Tech Consultants  
131 Tully Road  
San Jose, CA 95111  
Attn: Frank Hamedi

Date: 8/25/00  
Date Received: 8/18/00  
Project Name: 5175 Broadway Street  
Project Number: 8-90-420-GI  
P.O. Number:  
Sampled By: Richard Munley

## Certified Analytical Report

Order ID: 21867

Lab Sample ID: 21867-001

Client Sample ID: MW-1

Sample Time: 9:00 AM

Sample Date: 8/17/00

Matrix: Liquid

Parameter	Result	Flag	DF	PQL	DLR	Units	Analysis Date	QC Batch ID	Method
trans-1,3-Dichloropropene	ND		5	5	25	µg/L	8/24/00	WMS2000823	EPA 8260B
trans-1,4-Dichloro-2-butene	ND		5	20	100	µg/L	8/24/00	WMS2000823	EPA 8260B
Trichloroethene	ND		5	5	25	µg/L	8/24/00	WMS2000823	EPA 8260B
Trichlorofluoromethane	ND		5	5	25	µg/L	8/24/00	WMS2000823	EPA 8260B
Vinyl Chloride	ND		5	5	25	µg/L	8/24/00	WMS2000823	EPA 8260B
Xylenes, Total	ND		5	5	25	µg/L	8/24/00	WMS2000823	EPA 8260B
	Surrogate			Surrogate Recovery			Control Limits (%)		
	4-Bromofluorobenzene			105			65 - 135		
	Dibromofluoromethane			96			65 - 135		
	Toluene-d8			91			65 - 135		


DF = Dilution Factor

ND = Not Detected

DLR = Detection Limit Reported

PQL = Practical Quantitation Limit

Analysis performed by Entech Analytical Labs, Inc. (CA ELAP #2346)

  
Michelle L. Anderson, Laboratory Director

Environmental Analysis Since 1983

Page 3 of 15

525 Del Rey Avenue, Suite E • Sunnyvale, CA 94085 • (408) 735-1550 • Fax (408) 735-1554

Enviro Soil Tech Consultants  
 131 Tully Road  
 San Jose, CA 95111  
 Attn: Frank Hamedi

Date: 8/25/00  
 Date Received: 8/18/00  
 Project Name: 5175 Broadway Street  
 Project Number: 8-90-420-GI  
 P.O. Number:  
 Sampled By: Richard Munley

## Certified Analytical Report

Order ID: 21867

Lab Sample ID: 21867-002

Client Sample ID: MW-2

Sample Time: 10:20 AM

Sample Date: 8/17/00

Matrix: Liquid

Parameter	Result	Flag	DF	PQL	DLR	Units	Analysis Date	QC Batch ID	Method
1,1,1,2-Tetrachloroethane	ND		10	5	50	µg/L	8/23/00	WMS2000820	EPA 8260B
1,1,1-Trichloroethane	ND		10	5	50	µg/L	8/23/00	WMS2000820	EPA 8260B
1,1,2,2-Tetrachloroethane	ND		10	5	50	µg/L	8/23/00	WMS2000820	EPA 8260B
1,1,2-Trichloroethane	ND		10	5	50	µg/L	8/23/00	WMS2000820	EPA 8260B
1,1-Dichloroethane	ND		10	5	50	µg/L	8/23/00	WMS2000820	EPA 8260B
1,1-Dichloroethene	ND		10	5	50	µg/L	8/23/00	WMS2000820	EPA 8260B
1,1-Dichloropropene	ND		10	5	50	µg/L	8/23/00	WMS2000820	EPA 8260B
1,2,3-Trichlorobenzene	ND		10	5	50	µg/L	8/23/00	WMS2000820	EPA 8260B
1,2,3-Trichloropropane	ND		10	5	50	µg/L	8/23/00	WMS2000820	EPA 8260B
1,2,4-Trichlorobenzene	ND		10	5	50	µg/L	8/23/00	WMS2000820	EPA 8260B
1,2,4-Trimethylbenzene	ND		10	5	50	µg/L	8/23/00	WMS2000820	EPA 8260B
1,2-Dibromo-3-Chloropropane	ND		10	5	50	µg/L	8/23/00	WMS2000820	EPA 8260B
1,2-Dibromoethane (EDB)	ND		10	5	50	µg/L	8/23/00	WMS2000820	EPA 8260B
1,2-Dichlorobenzene	ND		10	5	50	µg/L	8/23/00	WMS2000820	EPA 8260B
1,2-Dichloroethane	ND		10	5	50	µg/L	8/23/00	WMS2000820	EPA 8260B
1,2-Dichloropropane	ND		10	5	50	µg/L	8/23/00	WMS2000820	EPA 8260B
1,3,5-Trimethylbenzene	ND		10	5	50	µg/L	8/23/00	WMS2000820	EPA 8260B
1,3-Dichlorobenzene	ND		10	5	50	µg/L	8/23/00	WMS2000820	EPA 8260B
1,3-Dichloropropane	ND		10	5	50	µg/L	8/23/00	WMS2000820	EPA 8260B
1,4-Dichlorobenzene	ND		10	5	50	µg/L	8/23/00	WMS2000820	EPA 8260B
2,2-Dichloropropane	ND		10	5	50	µg/L	8/23/00	WMS2000820	EPA 8260B
2-Butanone (MEK)	ND		10	20	200	µg/L	8/23/00	WMS2000820	EPA 8260B
2-Chloroethyl-vinyl Ether	ND		10	5	50	µg/L	8/23/00	WMS2000820	EPA 8260B
2-Chlorotoluene	ND		10	5	50	µg/L	8/23/00	WMS2000820	EPA 8260B
2-Hexanone	ND		10	20	200	µg/L	8/23/00	WMS2000820	EPA 8260B
4-Chlorotoluene	ND		10	5	50	µg/L	8/23/00	WMS2000820	EPA 8260B
4-Methyl-2-Pentanone(MIBK)	ND		10	20	200	µg/L	8/23/00	WMS2000820	EPA 8260B
Acetone	ND		10	100	1000	µg/L	8/23/00	WMS2000820	EPA 8260B
Acrylonitrile	ND		10	5	50	µg/L	8/23/00	WMS2000820	EPA 8260B
Allyl Chloride	ND		10	5	50	µg/L	8/23/00	WMS2000820	EPA 8260B
Benzene	440		10	5	50	µg/L	8/23/00	WMS2000820	EPA 8260B
Benzyl Chloride	ND		10	5	50	µg/L	8/23/00	WMS2000820	EPA 8260B
Bromobenzene	ND		10	5	50	µg/L	8/23/00	WMS2000820	EPA 8260B
Bromochloromethane	ND		10	5	50	µg/L	8/23/00	WMS2000820	EPA 8260B
Bromodichloromethane	ND		10	5	50	µg/L	8/23/00	WMS2000820	EPA 8260B
Bromoform	ND		10	5	50	µg/L	8/23/00	WMS2000820	EPA 8260B
Bromomethane	ND		10	5	50	µg/L	8/23/00	WMS2000820	EPA 8260B


DF = Dilution Factor

ND = Not Detected

DLR = Detection Limit Reported

PQL = Practical Quantitation Limit

Analysis performed by Entech Analytical Labs, Inc. (CA ELAP #2346)

  
 Michelle L. Anderson, Laboratory Director *Environmental Analysis Since 1983*

# Entech Analytical Labs, Inc.

CA ELAP# 2346

525 Del Rey Avenue, Suite E • Sunnyvale, CA 94085 • (408) 735-1550 • Fax (408) 735-1554

Enviro Soil Tech Consultants  
131 Tully Road  
San Jose, CA 95111  
Attn: Frank Hamedi

Date: 8/25/00  
Date Received: 8/18/00  
Project Name: 5175 Broadway Street  
Project Number: 8-90-420-GI  
P.O. Number:  
Sampled By: Richard Munley

## Certified Analytical Report

Order ID: 21867

Lab Sample ID: 21867-002

Client Sample ID: MW-2

Sample Time: 10:20 AM

Sample Date: 8/17/00

Matrix: Liquid

Parameter	Result	Flag	DF	PQL	DLR	Units	Analysis Date	QC Batch ID	Method
Carbon Disulfide	ND		10	15	150	µg/L	8/23/00	WMS2000820	EPA 8260B
Carbon Tetrachloride	ND		10	5	50	µg/L	8/23/00	WMS2000820	EPA 8260B
Chlorobenzene	ND		10	5	50	µg/L	8/23/00	WMS2000820	EPA 8260B
Chloroethane	ND		10	5	50	µg/L	8/23/00	WMS2000820	EPA 8260B
Chloroform	ND		10	5	50	µg/L	8/23/00	WMS2000820	EPA 8260B
Chloromethane	ND		10	5	50	µg/L	8/23/00	WMS2000820	EPA 8260B
cis-1,2-Dichloroethene	ND		10	5	50	µg/L	8/23/00	WMS2000820	EPA 8260B
cis-1,3-Dichloropropene	ND		10	5	50	µg/L	8/23/00	WMS2000820	EPA 8260B
cis-1,4-Dichloro-2-butene	ND		10	20	200	µg/L	8/23/00	WMS2000820	EPA 8260B
Dibromochloromethane	ND		10	5	50	µg/L	8/23/00	WMS2000820	EPA 8260B
Dibromomethane	ND		10	5	50	µg/L	8/23/00	WMS2000820	EPA 8260B
Dichlorodifluoromethane	ND		10	5	50	µg/L	8/23/00	WMS2000820	EPA 8260B
Diisopropyl Ether	ND		10	5	50	µg/L	8/23/00	WMS2000820	EPA 8260B
Ethyl Benzene	78		10	5	50	µg/L	8/23/00	WMS2000820	EPA 8260B
Ethyl Methacrylate	ND		10	5	50	µg/L	8/23/00	WMS2000820	EPA 8260B
Hexachlorobutadiene	ND		10	5	50	µg/L	8/23/00	WMS2000820	EPA 8260B
Iodomethane	ND		10	20	200	µg/L	8/23/00	WMS2000820	EPA 8260B
Isopropylbenzene	ND		10	5	50	µg/L	8/23/00	WMS2000820	EPA 8260B
Methacrylonitrile	ND		10	5	50	µg/L	8/23/00	WMS2000820	EPA 8260B
Methyl Methacrylate	ND		10	5	50	µg/L	8/23/00	WMS2000820	EPA 8260B
Methyl-t-butyl Ether	ND		10	5	50	µg/L	8/23/00	WMS2000820	EPA 8260B
Methylene Chloride	ND		10	5	50	µg/L	8/23/00	WMS2000820	EPA 8260B
n-Butylbenzene	ND		10	5	50	µg/L	8/23/00	WMS2000820	EPA 8260B
n-Propylbenzene	ND		10	5	50	µg/L	8/23/00	WMS2000820	EPA 8260B
Naphthalene	ND		10	5	50	µg/L	8/23/00	WMS2000820	EPA 8260B
p-Isopropyltoluene	ND		10	5	50	µg/L	8/23/00	WMS2000820	EPA 8260B
Pentachloroethane	ND		10	5	50	µg/L	8/23/00	WMS2000820	EPA 8260B
Propionitrile	ND		10	20	200	µg/L	8/23/00	WMS2000820	EPA 8260B
sec-Butylbenzene	ND		10	5	50	µg/L	8/23/00	WMS2000820	EPA 8260B
Styrene	ND		10	5	50	µg/L	8/23/00	WMS2000820	EPA 8260B
tert-Amyl Methyl Ether	ND		10	5	50	µg/L	8/23/00	WMS2000820	EPA 8260B
tert-Butanol	ND		10	20	200	µg/L	8/23/00	WMS2000820	EPA 8260B
tert-Butyl Ethyl Ether	ND		10	5	50	µg/L	8/23/00	WMS2000820	EPA 8260B
tert-Butylbenzene	ND		10	5	50	µg/L	8/23/00	WMS2000820	EPA 8260B
Tetrachloroethene	ND		10	5	50	µg/L	8/23/00	WMS2000820	EPA 8260B
Toluene	ND		10	5	50	µg/L	8/23/00	WMS2000820	EPA 8260B
trans-1,2-Dichloroethene	ND		10	5	50	µg/L	8/23/00	WMS2000820	EPA 8260B

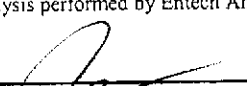
DF = Dilution Factor

ND = Not Detected

DLR = Detection Limit Reported

PQL = Practical Quantitation Limit

Analysis performed by Entech Analytical Labs, Inc. (CA ELAP #2346)

  
Michelle L. Anderson, Laboratory Director

Environmental Analysis Since 1983

Page 5 of 15

525 Del Rey Avenue, Suite E • Sunnyvale, CA 94085 • (408) 735-1550 • Fax (408) 735-1554

Enviro Soil Tech Consultants  
 131 Tully Road  
 San Jose, CA 95111  
 Attn: Frank Hamedi

Date: 8/25/00  
 Date Received: 8/18/00  
 Project Name: 5175 Broadway Street  
 Project Number: 8-90-420-GI  
 P.O. Number:  
 Sampled By: Richard Munley

## Certified Analytical Report

Order ID: 21867

Lab Sample ID: 21867-002

Client Sample ID: MW-2

Sample Time: 10:20 AM

Sample Date: 8/17/00

Matrix: Liquid

Parameter	Result	Flag	DF	PQL	DLR	Units	Analysis Date	QC Batch ID	Method
trans-1,3-Dichloropropene	ND		10	5	50	µg/L	8/23/00	WMS2000820	EPA 8260B
trans-1,4-Dichloro-2-butene	ND		10	20	200	µg/L	8/23/00	WMS2000820	EPA 8260B
Trichloroethene	ND		10	5	50	µg/L	8/23/00	WMS2000820	EPA 8260B
Trichlorofluoromethane	ND		10	5	50	µg/L	8/23/00	WMS2000820	EPA 8260B
Vinyl Chloride	ND		10	5	50	µg/L	8/23/00	WMS2000820	EPA 8260B
Xylenes, Total	ND		10	5	50	µg/L	8/23/00	WMS2000820	EPA 8260B

**Surrogate**

**Surrogate Recovery**

**Control Limits (%)**

4-Bromofluorobenzene

104

65 - 135

Dibromofluoromethane

104

65 - 135

Toluene-d8

96

65 - 135

DF = Dilution Factor

ND = Not Detected

DLR = Detection Limit Reported

PQL = Practical Quantitation Limit

Analysis performed by Entech Analytical Labs, Inc. (CA ELAP #2346)

Michelle L. Anderson, Laboratory Director

*Environmental Analysis Since 1983*

# Entech Analytical Labs, Inc.

CA ELAP# 2346

525 Del Rey Avenue, Suite E • Sunnyvale, CA 94085 • (408) 735-1550 • Fax (408) 735-1554

Enviro Soil Tech Consultants  
131 Tully Road  
San Jose, CA 95111  
Attn: Frank Hamedi

Date: 8/25/00  
Date Received: 8/18/00  
Project Name: 5175 Broadway Street  
Project Number: 8-90-420-GI  
P.O. Number:  
Sampled By: Richard Munley

## Certified Analytical Report

Order ID: 21867

Lab Sample ID: 21867-003

Client Sample ID: MW-3

Sample Time: 11:20 AM

Sample Date: 8/17/00

Matrix: Liquid

Parameter	Result	Flag	DF	PQL	DLR	Units	Analysis Date	QC Batch ID	Method
1,1,1,2-Tetrachloroethane	ND		10	5	50	µg/L	8/23/00	WMS2000820	EPA 8260B
1,1,1-Trichloroethane	ND		10	5	50	µg/L	8/23/00	WMS2000820	EPA 8260B
1,1,2,2-Tetrachloroethane	ND		10	5	50	µg/L	8/23/00	WMS2000820	EPA 8260B
1,1,2-Trichloroethane	ND		10	5	50	µg/L	8/23/00	WMS2000820	EPA 8260B
1,1-Dichloroethane	ND		10	5	50	µg/L	8/23/00	WMS2000820	EPA 8260B
1,1-Dichloroethene	ND		10	5	50	µg/L	8/23/00	WMS2000820	EPA 8260B
1,1-Dichloropropene	ND		10	5	50	µg/L	8/23/00	WMS2000820	EPA 8260B
1,2,3-Trichlorobenzene	ND		10	5	50	µg/L	8/23/00	WMS2000820	EPA 8260B
1,2,3-Trichloropropane	ND		10	5	50	µg/L	8/23/00	WMS2000820	EPA 8260B
1,2,4-Trichlorobenzene	ND		10	5	50	µg/L	8/23/00	WMS2000820	EPA 8260B
1,2,4-Trimethylbenzene	900		10	5	50	µg/L	8/23/00	WMS2000820	EPA 8260B
1,2-Dibromo-3-Chloropropane	ND		10	5	50	µg/L	8/23/00	WMS2000820	EPA 8260B
1,2-Dibromoethane (EDB)	ND		10	5	50	µg/L	8/23/00	WMS2000820	EPA 8260B
1,2-Dichlorobenzene	ND		10	5	50	µg/L	8/23/00	WMS2000820	EPA 8260B
1,2-Dichloroethane	ND		10	5	50	µg/L	8/23/00	WMS2000820	EPA 8260B
1,2-Dichloropropane	ND		10	5	50	µg/L	8/23/00	WMS2000820	EPA 8260B
1,3,5-Trimethylbenzene	290		10	5	50	µg/L	8/23/00	WMS2000820	EPA 8260B
1,3-Dichlorobenzene	ND		10	5	50	µg/L	8/23/00	WMS2000820	EPA 8260B
1,3-Dichloropropane	ND		10	5	50	µg/L	8/23/00	WMS2000820	EPA 8260B
1,4-Dichlorobenzene	ND		10	5	50	µg/L	8/23/00	WMS2000820	EPA 8260B
2,2-Dichloropropane	ND		10	5	50	µg/L	8/23/00	WMS2000820	EPA 8260B
2-Butanone (MEK)	ND		10	20	200	µg/L	8/23/00	WMS2000820	EPA 8260B
2-Chloroethyl-vinyl Ether	ND		10	5	50	µg/L	8/23/00	WMS2000820	EPA 8260B
2-Chlorotoluene	ND		10	5	50	µg/L	8/23/00	WMS2000820	EPA 8260B
2-Hexanone	ND		10	20	200	µg/L	8/23/00	WMS2000820	EPA 8260B
4-Chlorotoluene	ND		10	5	50	µg/L	8/23/00	WMS2000820	EPA 8260B
4-Methyl-2-Pentanone(MIBK)	ND		10	20	200	µg/L	8/23/00	WMS2000820	EPA 8260B
Acetone	ND		10	100	1000	µg/L	8/23/00	WMS2000820	EPA 8260B
Acrylonitrile	ND		10	5	50	µg/L	8/23/00	WMS2000820	EPA 8260B
Allyl Chloride	ND		10	5	50	µg/L	8/23/00	WMS2000820	EPA 8260B
Benzene	230		10	5	50	µg/L	8/23/00	WMS2000820	EPA 8260B
Benzyl Chloride	ND		10	5	50	µg/L	8/23/00	WMS2000820	EPA 8260B
Bromobenzene	ND		10	5	50	µg/L	8/23/00	WMS2000820	EPA 8260B
Bromochloromethane	ND		10	5	50	µg/L	8/23/00	WMS2000820	EPA 8260B
Bromodichloromethane	ND		10	5	50	µg/L	8/23/00	WMS2000820	EPA 8260B
Bromoform	ND		10	5	50	µg/L	8/23/00	WMS2000820	EPA 8260B
Bromomethane	ND		10	5	50	µg/L	8/23/00	WMS2000820	EPA 8260B


DF = Dilution Factor

ND = Not Detected

DLR = Detection Limit Reported

PQL = Practical Quantitation Limit

Analysis performed by Entech Analytical Labs, Inc. (CA ELAP #2346)

  
Michelle L. Anderson, Laboratory Director *Environmental Analysis Since 1983*

Page 7 of 15

# Entech Analytical Labs, Inc.

CA ELAP# 2346

525 Del Rey Avenue, Suite E • Sunnyvale, CA 94085 • (408) 735-1550 • Fax (408) 735-1554

Enviro Soil Tech Consultants

131 Tully Road

San Jose, CA 95111

Attn: Frank Hamedi

Date: 8/25/00

Date Received: 8/18/00

Project Name: 5175 Broadway Street

Project Number: 8-90-420-GI

P.O. Number:

Sampled By: Richard Munley

## Certified Analytical Report

Order ID: 21867

Lab Sample ID: 21867-003

Client Sample ID: MW-3

Sample Time: 11:20 AM

Sample Date: 8/17/00

Matrix: Liquid

Parameter	Result	Flag	DF	PQL	DLR	Units	Analysis Date	QC Batch ID	Method
Carbon Disulfide	ND		10	15	150	µg/L	8/23/00	WMS2000820	EPA 8260B
Carbon Tetrachloride	ND		10	5	50	µg/L	8/23/00	WMS2000820	EPA 8260B
Chlorobenzene	ND		10	5	50	µg/L	8/23/00	WMS2000820	EPA 8260B
Chloroethane	ND		10	5	50	µg/L	8/23/00	WMS2000820	EPA 8260B
Chloroform	ND		10	5	50	µg/L	8/23/00	WMS2000820	EPA 8260B
Chloromethane	ND		10	5	50	µg/L	8/23/00	WMS2000820	EPA 8260B
cis-1,2-Dichloroethene	ND		10	5	50	µg/L	8/23/00	WMS2000820	EPA 8260B
cis-1,3-Dichloropropene	ND		10	5	50	µg/L	8/23/00	WMS2000820	EPA 8260B
cis-1,4-Dichloro-2-butene	ND		10	20	200	µg/L	8/23/00	WMS2000820	EPA 8260B
Dibromochloromethane	ND		10	5	50	µg/L	8/23/00	WMS2000820	EPA 8260B
Dibromomethane	ND		10	5	50	µg/L	8/23/00	WMS2000820	EPA 8260B
Dichlorodifluoromethane	ND		10	5	50	µg/L	8/23/00	WMS2000820	EPA 8260B
Diisopropyl Ether	ND		10	5	50	µg/L	8/23/00	WMS2000820	EPA 8260B
Ethyl Benzene	470		10	5	50	µg/L	8/23/00	WMS2000820	EPA 8260B
Ethyl Methacrylate	ND		10	5	50	µg/L	8/23/00	WMS2000820	EPA 8260B
Hexachlorobutadiene	ND		10	5	50	µg/L	8/23/00	WMS2000820	EPA 8260B
Iodomethane	ND		10	20	200	µg/L	8/23/00	WMS2000820	EPA 8260B
Isopropylbenzene	51		10	5	50	µg/L	8/23/00	WMS2000820	EPA 8260B
Methacrylonitrile	ND		10	5	50	µg/L	8/23/00	WMS2000820	EPA 8260B
Methyl Methacrylate	ND		10	5	50	µg/L	8/23/00	WMS2000820	EPA 8260B
Methyl-t-butyl Ether	ND		10	5	50	µg/L	8/23/00	WMS2000820	EPA 8260B
Methylene Chloride	ND		10	5	50	µg/L	8/23/00	WMS2000820	EPA 8260B
n-Butylbenzene	100		10	5	50	µg/L	8/23/00	WMS2000820	EPA 8260B
n-Propylbenzene	100		10	5	50	µg/L	8/23/00	WMS2000820	EPA 8260B
Naphthalene	160		10	5	50	µg/L	8/23/00	WMS2000820	EPA 8260B
p-Isopropyltoluene	ND		10	5	50	µg/L	8/23/00	WMS2000820	EPA 8260B
Pentachloroethane	ND		10	5	50	µg/L	8/23/00	WMS2000820	EPA 8260B
Propionitrile	ND		10	20	200	µg/L	8/23/00	WMS2000820	EPA 8260B
sec-Butylbenzene	ND		10	5	50	µg/L	8/23/00	WMS2000820	EPA 8260B
Styrene	ND		10	5	50	µg/L	8/23/00	WMS2000820	EPA 8260B
tert-Amyl Methyl Ether	ND		10	5	50	µg/L	8/23/00	WMS2000820	EPA 8260B
tert-Butanol	ND		10	20	200	µg/L	8/23/00	WMS2000820	EPA 8260B
tert-Butyl Ethyl Ether	ND		10	5	50	µg/L	8/23/00	WMS2000820	EPA 8260B
tert-Butylbenzene	ND		10	5	50	µg/L	8/23/00	WMS2000820	EPA 8260B
Tetrachloroethene	ND		10	5	50	µg/L	8/23/00	WMS2000820	EPA 8260B
Toluene	140		10	5	50	µg/L	8/23/00	WMS2000820	EPA 8260B
trans-1,2-Dichloroethene	ND		10	5	50	µg/L	8/23/00	WMS2000820	EPA 8260B


DF = Dilution Factor

ND = Not Detected

DLR = Detection Limit Reported

PQL = Practical Quantitation Limit

Analysis performed by Entech Analytical Labs, Inc. (CA ELAP #2346)

  
Michelle L. Anderson, Laboratory Director

Environmental Analysis Since 1983

Page 8 of 15

# Entech Analytical Labs, Inc.

CA ELAP# 2346

525 Del Rey Avenue, Suite E • Sunnyvale, CA 94085 • (408) 735-1550 • Fax (408) 735-1554

Enviro Soil Tech Consultants  
131 Tully Road  
San Jose, CA 95111  
Attn: Frank Hamedi

Date: 8/25/00  
Date Received: 8/18/00  
Project Name: 5175 Broadway Street  
Project Number: 8-90-420-GI  
P.O. Number:  
Sampled By: Richard Munley

## Certified Analytical Report

Order ID: 21867

Lab Sample ID: 21867-003

Client Sample ID: MW-3

Sample Time: 11:20 AM

Sample Date: 8/17/00

Matrix: Liquid

Parameter	Result	Flag	DF	PQL	DLR	Units	Analysis Date	QC Batch ID	Method
trans-1,3-Dichloropropene	ND		10	5	50	µg/L	8/23/00	WMS2000820	EPA 8260B
trans-1,4-Dichloro-2-butene	ND		10	20	200	µg/L	8/23/00	WMS2000820	EPA 8260B
Trichloroethene	ND		10	5	50	µg/L	8/23/00	WMS2000820	EPA 8260B
Trichlorofluoromethane	ND		10	5	50	µg/L	8/23/00	WMS2000820	EPA 8260B
Vinyl Chloride	ND		10	5	50	µg/L	8/23/00	WMS2000820	EPA 8260B
Xylenes, Total	750		10	5	50	µg/L	8/23/00	WMS2000820	EPA 8260B

### Surrogate

### Surrogate Recovery

### Control Limits (%)

4-Bromofluorobenzene

114

65 - 135

Dibromofluoromethane

89

65 - 135

Toluene-d8

89

65 - 135


DF = Dilution Factor

ND = Not Detected

DLR = Detection Limit Reported

PQL = Practical Quantitation Limit

Analysis performed by Entech Analytical Labs, Inc. (CA ELAP #2346)

  
Michelle L. Anderson, Laboratory Director

Environmental Analysis Since 1983

Page 9 of 15

# Entech Analytical Labs, Inc.

CA ELAP# 2346

525 Del Rey Avenue, Suite E • Sunnyvale, CA 94085 • (408) 735-1550 • Fax (408) 735-1554

Enviro Soil Tech Consultants  
131 Tully Road  
San Jose, CA 95111  
Attn: Frank Hamedi

Date: 8/25/00  
Date Received: 8/18/00  
Project Name: 5175 Broadway Street  
Project Number: 8-90-420-GI  
P.O. Number:  
Sampled By: Richard Munley

## Certified Analytical Report

Order ID: 21867

Lab Sample ID: 21867-004

Client Sample ID: STMW-4

Sample Time: 12:25 PM

Sample Date: 8/17/00

Matrix: Liquid

Parameter	Result	Flag	DF	PQL	DLR	Units	Analysis Date	QC Batch ID	Method
1,1,1,2-Tetrachloroethane	ND		10	5	50	µg/L	8/23/00	WMS2000820	EPA 8260B
1,1,1-Trichloroethane	ND		10	5	50	µg/L	8/23/00	WMS2000820	EPA 8260B
1,1,2,2-Tetrachloroethane	ND		10	5	50	µg/L	8/23/00	WMS2000820	EPA 8260B
1,1,2-Trichloroethane	ND		10	5	50	µg/L	8/23/00	WMS2000820	EPA 8260B
1,1-Dichloroethane	ND		10	5	50	µg/L	8/23/00	WMS2000820	EPA 8260B
1,1-Dichloroethene	ND		10	5	50	µg/L	8/23/00	WMS2000820	EPA 8260B
1,1-Dichloropropene	ND		10	5	50	µg/L	8/23/00	WMS2000820	EPA 8260B
1,2,3-Trichlorobenzene	ND		10	5	50	µg/L	8/23/00	WMS2000820	EPA 8260B
1,2,3-Trichloropropane	ND		10	5	50	µg/L	8/23/00	WMS2000820	EPA 8260B
1,2,4-Trichlorobenzene	ND		10	5	50	µg/L	8/23/00	WMS2000820	EPA 8260B
1,2,4-Trimethylbenzene	69		10	5	50	µg/L	8/23/00	WMS2000820	EPA 8260B
1,2-Dibromo-3-Chloropropane	ND		10	5	50	µg/L	8/23/00	WMS2000820	EPA 8260B
1,2-Dibromoethane (EDB)	ND		10	5	50	µg/L	8/23/00	WMS2000820	EPA 8260B
1,2-Dichlorobenzene	ND		10	5	50	µg/L	8/23/00	WMS2000820	EPA 8260B
1,2-Dichloroethane	ND		10	5	50	µg/L	8/23/00	WMS2000820	EPA 8260B
1,2-Dichloropropane	ND		10	5	50	µg/L	8/23/00	WMS2000820	EPA 8260B
1,3,5-Trimethylbenzene	ND		10	5	50	µg/L	8/23/00	WMS2000820	EPA 8260B
1,3-Dichlorobenzene	ND		10	5	50	µg/L	8/23/00	WMS2000820	EPA 8260B
1,3-Dichloropropane	ND		10	5	50	µg/L	8/23/00	WMS2000820	EPA 8260B
1,4-Dichlorobenzene	ND		10	5	50	µg/L	8/23/00	WMS2000820	EPA 8260B
2,2-Dichloropropane	ND		10	5	50	µg/L	8/23/00	WMS2000820	EPA 8260B
2-Butanone (MEK)	ND		10	20	200	µg/L	8/23/00	WMS2000820	EPA 8260B
2-Chloroethyl-vinyl Ether	ND		10	5	50	µg/L	8/23/00	WMS2000820	EPA 8260B
2-Chlorotoluene	ND		10	5	50	µg/L	8/23/00	WMS2000820	EPA 8260B
2-Hexanone	ND		10	20	200	µg/L	8/23/00	WMS2000820	EPA 8260B
4-Chlorotoluene	ND		10	5	50	µg/L	8/23/00	WMS2000820	EPA 8260B
4-Methyl-2-Pentanone(MIBK)	ND		10	20	200	µg/L	8/23/00	WMS2000820	EPA 8260B
Acetone	ND		10	100	1000	µg/L	8/23/00	WMS2000820	EPA 8260B
Acrylonitrile	ND		10	5	50	µg/L	8/23/00	WMS2000820	EPA 8260B
Allyl Chloride	ND		10	5	50	µg/L	8/23/00	WMS2000820	EPA 8260B
Benzene	680		10	5	50	µg/L	8/23/00	WMS2000820	EPA 8260B
Benzyl Chloride	ND		10	5	50	µg/L	8/23/00	WMS2000820	EPA 8260B
Bromobenzene	ND		10	5	50	µg/L	8/23/00	WMS2000820	EPA 8260B
Bromochloromethane	ND		10	5	50	µg/L	8/23/00	WMS2000820	EPA 8260B
Bromodichloromethane	ND		10	5	50	µg/L	8/23/00	WMS2000820	EPA 8260B
Bromoform	ND		10	5	50	µg/L	8/23/00	WMS2000820	EPA 8260B
Bromomethane	ND		10	5	50	µg/L	8/23/00	WMS2000820	EPA 8260B


DF = Dilution Factor

ND = Not Detected

DLR = Detection Limit Reported

PQL = Practical Quantitation Limit

Analysis performed by Entech Analytical Labs, Inc. (CA ELAP #2346)

  
Michelle L. Anderson, Laboratory Director

Environmental Analysis Since 1983

Page 10 of 15



# Entech Analytical Labs, Inc.

CA ELAP# 2346

525 Del Rey Avenue, Suite E • Sunnyvale, CA 94085 • (408) 735-1550 • Fax (408) 735-1554

Enviro Soil Tech Consultants  
131 Tully Road  
San Jose, CA 95111  
Attn: Frank Hamedi

Date: 8/25/00  
Date Received: 8/18/00  
Project Name: 5175 Broadway Street  
Project Number: 8-90-420-GI  
P.O. Number:  
Sampled By: Richard Munley

## Certified Analytical Report

Order ID: 21867

Lab Sample ID: 21867-004

Client Sample ID: STMW-4

Sample Time: 12:25 PM

Sample Date: 8/17/00

Matrix: Liquid

Parameter	Result	Flag	DF	PQL	DLR	Units	Analysis Date	QC Batch ID	Method
Carbon Disulfide	ND		10	15	150	µg/L	8/23/00	WMS2000820	EPA 8260B
Carbon Tetrachloride	ND		10	5	50	µg/L	8/23/00	WMS2000820	EPA 8260B
Chlorobenzene	ND		10	5	50	µg/L	8/23/00	WMS2000820	EPA 8260B
Chloroethane	ND		10	5	50	µg/L	8/23/00	WMS2000820	EPA 8260B
Chloroform	ND		10	5	50	µg/L	8/23/00	WMS2000820	EPA 8260B
Chloromethane	ND		10	5	50	µg/L	8/23/00	WMS2000820	EPA 8260B
cis-1,2-Dichloroethene	ND		10	5	50	µg/L	8/23/00	WMS2000820	EPA 8260B
cis-1,3-Dichloropropene	ND		10	5	50	µg/L	8/23/00	WMS2000820	EPA 8260B
cis-1,4-Dichloro-2-butene	ND		10	20	200	µg/L	8/23/00	WMS2000820	EPA 8260B
Dibromochloromethane	ND		10	5	50	µg/L	8/23/00	WMS2000820	EPA 8260B
Dibromomethane	ND		10	5	50	µg/L	8/23/00	WMS2000820	EPA 8260B
Dichlorodifluoromethane	ND		10	5	50	µg/L	8/23/00	WMS2000820	EPA 8260B
Diisopropyl Ether	ND		10	5	50	µg/L	8/23/00	WMS2000820	EPA 8260B
Ethyl Benzene	62		10	5	50	µg/L	8/23/00	WMS2000820	EPA 8260B
Ethyl Methacrylate	ND		10	5	50	µg/L	8/23/00	WMS2000820	EPA 8260B
Hexachlorobutadiene	ND		10	5	50	µg/L	8/23/00	WMS2000820	EPA 8260B
Iodomethane	ND		10	20	200	µg/L	8/23/00	WMS2000820	EPA 8260B
Isopropylbenzene	ND		10	5	50	µg/L	8/23/00	WMS2000820	EPA 8260B
Methacrylonitrile	ND		10	5	50	µg/L	8/23/00	WMS2000820	EPA 8260B
Methyl Methacrylate	ND		10	5	50	µg/L	8/23/00	WMS2000820	EPA 8260B
Methyl-t-butyl Ether	ND		10	5	50	µg/L	8/23/00	WMS2000820	EPA 8260B
Methylene Chloride	ND		10	5	50	µg/L	8/23/00	WMS2000820	EPA 8260B
n-Butylbenzene	ND		10	5	50	µg/L	8/23/00	WMS2000820	EPA 8260B
n-Propylbenzene	ND		10	5	50	µg/L	8/23/00	WMS2000820	EPA 8260B
Naphthalene	ND		10	5	50	µg/L	8/23/00	WMS2000820	EPA 8260B
p-Isopropyltoluene	ND		10	5	50	µg/L	8/23/00	WMS2000820	EPA 8260B
Pentachloroethane	ND		10	5	50	µg/L	8/23/00	WMS2000820	EPA 8260B
Propionitrile	ND		10	20	200	µg/L	8/23/00	WMS2000820	EPA 8260B
sec-Butylbenzene	ND		10	5	50	µg/L	8/23/00	WMS2000820	EPA 8260B
Styrene	ND		10	5	50	µg/L	8/23/00	WMS2000820	EPA 8260B
tert-Amyl Methyl Ether	ND		10	5	50	µg/L	8/23/00	WMS2000820	EPA 8260B
tert-Butanol	ND		10	20	200	µg/L	8/23/00	WMS2000820	EPA 8260B
tert-Butyl Ethyl Ether	ND		10	5	50	µg/L	8/23/00	WMS2000820	EPA 8260B
tert-Butylbenzene	ND		10	5	50	µg/L	8/23/00	WMS2000820	EPA 8260B
Tetrachloroethene	ND		10	5	50	µg/L	8/23/00	WMS2000820	EPA 8260B
Toluene	ND		10	5	50	µg/L	8/23/00	WMS2000820	EPA 8260B
trans-1,2-Dichloroethene	ND		10	5	50	µg/L	8/23/00	WMS2000820	EPA 8260B


DF = Dilution Factor

ND = Not Detected

DLR = Detection Limit Reported

PQL = Practical Quantitation Limit

Analysis performed by Entech Analytical Labs, Inc. (CA ELAP #2346)

  
Michelle L. Anderson, Laboratory Director

Environmental Analysis Since 1983

Page 11 of 15

# Entech Analytical Labs, Inc.

CA ELAP# 2346

525 Del Rey Avenue, Suite E • Sunnyvale, CA 94085 • (408) 735-1550 • Fax (408) 735-1554

Enviro Soil Tech Consultants  
131 Tully Road  
San Jose, CA 95111  
Attn: Frank Hamedi

Date: 8/25/00  
Date Received: 8/18/00  
Project Name: 5175 Broadway Street  
Project Number: 8-90-420-GI  
P.O. Number:  
Sampled By: Richard Munley

## Certified Analytical Report

Order ID: 21867

Lab Sample ID: 21867-004

Client Sample ID: STMW-4

Sample Time: 12:25 PM

Sample Date: 8/17/00

Matrix: Liquid

Parameter	Result	Flag	DF	PQL	DLR	Units	Analysis Date	QC Batch ID	Method
trans-1,3-Dichloropropene	ND		10	5	50	µg/L	8/23/00	WMS2000820	EPA 8260B
trans-1,4-Dichloro-2-butene	ND		10	20	200	µg/L	8/23/00	WMS2000820	EPA 8260B
Trichloroethene	ND		10	5	50	µg/L	8/23/00	WMS2000820	EPA 8260B
Trichlorofluoromethane	ND		10	5	50	µg/L	8/23/00	WMS2000820	EPA 8260B
Vinyl Chloride	ND		10	5	50	µg/L	8/23/00	WMS2000820	EPA 8260B
Xylenes, Total	ND		10	5	50	µg/L	8/23/00	WMS2000820	EPA 8260B

### Surrogate

### Surrogate Recovery

### Control Limits (%)

4-Bromofluorobenzene  
Dibromofluoromethane  
Toluene-d8

111  
93  
85

65 - 135  
65 - 135  
65 - 135


DF = Dilution Factor

ND = Not Detected

DLR = Detection Limit Reported

PQL = Practical Quantitation Limit

Analysis performed by Entech Analytical Labs, Inc. (CA ELAP #2346)

  
Michelle L. Anderson, Laboratory Director

Environmental Analysis Since 1983

Page 12 of 15

# Entech Analytical Labs, Inc.

CA ELAP# 2346

525 Del Rey Avenue, Suite E • Sunnyvale, CA 94085 • (408) 735-1550 • Fax (408) 735-1554

Enviro Soil Tech Consultants  
131 Tully Road  
San Jose, CA 95111  
Attn: Frank Hamedi

Date: 8/25/00  
Date Received: 8/18/00  
Project Name: 5175 Broadway Street  
Project Number: 8-90-420-GI  
P.O. Number:  
Sampled By: Richard Munley

## Certified Analytical Report

Order ID: 21867

Lab Sample ID: 21867-005

Client Sample ID: STMW-5

Sample Time: 1:35 PM

Sample Date: 8/17/00

Matrix: Liquid

Parameter	Result	Flag	DF	PQL	DLR	Units	Analysis Date	QC Batch ID	Method
1,1,1,2-Tetrachloroethane	ND		2	5	10	µg/L	8/23/00	WMS2000820	EPA 8260B
1,1,1-Trichloroethane	ND		2	5	10	µg/L	8/23/00	WMS2000820	EPA 8260B
1,1,2,2-Tetrachloroethane	ND		2	5	10	µg/L	8/23/00	WMS2000820	EPA 8260B
1,1,2-Trichloroethane	ND		2	5	10	µg/L	8/23/00	WMS2000820	EPA 8260B
1,1-Dichloroethane	ND		2	5	10	µg/L	8/23/00	WMS2000820	EPA 8260B
1,1-Dichloroethene	ND		2	5	10	µg/L	8/23/00	WMS2000820	EPA 8260B
1,1-Dichloropropene	ND		2	5	10	µg/L	8/23/00	WMS2000820	EPA 8260B
1,2,3-Trichlorobenzene	ND		2	5	10	µg/L	8/23/00	WMS2000820	EPA 8260B
1,2,3-Trichloropropane	ND		2	5	10	µg/L	8/23/00	WMS2000820	EPA 8260B
1,2,4-Trichlorobenzene	ND		2	5	10	µg/L	8/23/00	WMS2000820	EPA 8260B
1,2,4-Trimethylbenzene	38		2	5	10	µg/L	8/23/00	WMS2000820	EPA 8260B
1,2-Dibromo-3-Chloropropane	ND		2	5	10	µg/L	8/23/00	WMS2000820	EPA 8260B
1,2-Dibromoethane (EDB)	ND		2	5	10	µg/L	8/23/00	WMS2000820	EPA 8260B
1,2-Dichlorobenzene	ND		2	5	10	µg/L	8/23/00	WMS2000820	EPA 8260B
1,2-Dichloroethane	ND		2	5	10	µg/L	8/23/00	WMS2000820	EPA 8260B
1,2-Dichloropropane	ND		2	5	10	µg/L	8/23/00	WMS2000820	EPA 8260B
1,3,5-Trimethylbenzene	ND		2	5	10	µg/L	8/23/00	WMS2000820	EPA 8260B
1,3-Dichlorobenzene	ND		2	5	10	µg/L	8/23/00	WMS2000820	EPA 8260B
1,3-Dichloropropane	ND		2	5	10	µg/L	8/23/00	WMS2000820	EPA 8260B
1,4-Dichlorobenzene	ND		2	5	10	µg/L	8/23/00	WMS2000820	EPA 8260B
2,2-Dichloropropane	ND		2	5	10	µg/L	8/23/00	WMS2000820	EPA 8260B
2-Butanone (MEK)	ND		2	20	40	µg/L	8/23/00	WMS2000820	EPA 8260B
2-Chloroethyl-vinyl Ether	ND		2	5	10	µg/L	8/23/00	WMS2000820	EPA 8260B
2-Chlorotoluene	ND		2	5	10	µg/L	8/23/00	WMS2000820	EPA 8260B
2-Hexanone	ND		2	20	40	µg/L	8/23/00	WMS2000820	EPA 8260B
4-Chlorotoluene	ND		2	5	10	µg/L	8/23/00	WMS2000820	EPA 8260B
4-Methyl-2-Pentanone(MIBK)	ND		2	20	40	µg/L	8/23/00	WMS2000820	EPA 8260B
Acetone	ND		2	100	200	µg/L	8/23/00	WMS2000820	EPA 8260B
Acrylonitrile	ND		2	5	10	µg/L	8/23/00	WMS2000820	EPA 8260B
Allyl Chloride	ND		2	5	10	µg/L	8/23/00	WMS2000820	EPA 8260B
Benzene	170		2	5	10	µg/L	8/23/00	WMS2000820	EPA 8260B
Benzyl Chloride	ND		2	5	10	µg/L	8/23/00	WMS2000820	EPA 8260B
Bromobenzene	ND		2	5	10	µg/L	8/23/00	WMS2000820	EPA 8260B
Bromochloromethane	ND		2	5	10	µg/L	8/23/00	WMS2000820	EPA 8260B
Bromodichloromethane	ND		2	5	10	µg/L	8/23/00	WMS2000820	EPA 8260B
Bromoform	ND		2	5	10	µg/L	8/23/00	WMS2000820	EPA 8260B
Bromomethane	ND		2	5	10	µg/L	8/23/00	WMS2000820	EPA 8260B

DF = Dilution Factor

ND = Not Detected

DLR = Detection Limit Reported

PQL = Practical Quantitation Limit

Analysis performed by Entech Analytical Labs, Inc. (CA ELAP #2346)

Michelle L. Anderson, Laboratory Director *Environmental Analysis Since 1983*

Page 1 of 3

# Entech Analytical Labs, Inc.

CA ELAP# 2346

525 Del Rey Avenue, Suite E • Sunnyvale, CA 94085 • (408) 735-1550 • Fax (408) 735-1554

Enviro Soil Tech Consultants  
131 Tully Road  
San Jose, CA 95111  
Attn: Frank Hamedi

Date: 8/25/00  
Date Received: 8/18/00  
Project Name: 5175 Broadway Street  
Project Number: 8-90-420-GI  
P.O. Number:  
Sampled By: Richard Munley

## Certified Analytical Report

Order ID: 21867

Lab Sample ID: 21867-005

Client Sample ID: STMW-5

Sample Time: 1:35 PM

Sample Date: 8/17/00

Matrix: Liquid

Parameter	Result	Flag	DF	PQL	DLR	Units	Analysis Date	QC Batch ID	Method
Carbon Disulfide	ND		2	15	30	µg/L	8/23/00	WMS2000820	EPA 8260B
Carbon Tetrachloride	ND		2	5	10	µg/L	8/23/00	WMS2000820	EPA 8260B
Chlorobenzene	ND		2	5	10	µg/L	8/23/00	WMS2000820	EPA 8260B
Chloroethane	ND		2	5	10	µg/L	8/23/00	WMS2000820	EPA 8260B
Chloroform	ND		2	5	10	µg/L	8/23/00	WMS2000820	EPA 8260B
Chloromethane	ND		2	5	10	µg/L	8/23/00	WMS2000820	EPA 8260B
cis-1,2-Dichloroethene	ND		2	5	10	µg/L	8/23/00	WMS2000820	EPA 8260B
cis-1,3-Dichloropropene	ND		2	5	10	µg/L	8/23/00	WMS2000820	EPA 8260B
cis-1,4-Dichloro-2-butene	ND		2	20	40	µg/L	8/23/00	WMS2000820	EPA 8260B
Dibromochloromethane	ND		2	5	10	µg/L	8/23/00	WMS2000820	EPA 8260B
Dibromomethane	ND		2	5	10	µg/L	8/23/00	WMS2000820	EPA 8260B
Dichlorodifluoromethane	ND		2	5	10	µg/L	8/23/00	WMS2000820	EPA 8260B
Diisopropyl Ether	ND		2	5	10	µg/L	8/23/00	WMS2000820	EPA 8260B
Ethyl Benzene	100		2	5	10	µg/L	8/23/00	WMS2000820	EPA 8260B
Ethyl Methacrylate	ND		2	5	10	µg/L	8/23/00	WMS2000820	EPA 8260B
Hexachlorobutadiene	ND		2	5	10	µg/L	8/23/00	WMS2000820	EPA 8260B
Iodomethane	ND		2	20	40	µg/L	8/23/00	WMS2000820	EPA 8260B
Isopropylbenzene	10.0		2	5	10	µg/L	8/23/00	WMS2000820	EPA 8260B
Methacrylonitrile	ND		2	5	10	µg/L	8/23/00	WMS2000820	EPA 8260B
Methyl Methacrylate	ND		2	5	10	µg/L	8/23/00	WMS2000820	EPA 8260B
Methyl-t-butyl Ether	ND		2	5	10	µg/L	8/23/00	WMS2000820	EPA 8260B
Methylene Chloride	ND		2	5	10	µg/L	8/23/00	WMS2000820	EPA 8260B
n-Butylbenzene	11		2	5	10	µg/L	8/23/00	WMS2000820	EPA 8260B
n-Propylbenzene	24		2	5	10	µg/L	8/23/00	WMS2000820	EPA 8260B
Naphthalene	20		2	5	10	µg/L	8/23/00	WMS2000820	EPA 8260B
p-Isopropyltoluene	ND		2	5	10	µg/L	8/23/00	WMS2000820	EPA 8260B
Pentachloroethane	ND		2	5	10	µg/L	8/23/00	WMS2000820	EPA 8260B
Propionitrile	ND		2	20	40	µg/L	8/23/00	WMS2000820	EPA 8260B
sec-Butylbenzene	ND		2	5	10	µg/L	8/23/00	WMS2000820	EPA 8260B
Styrene	ND		2	5	10	µg/L	8/23/00	WMS2000820	EPA 8260B
tert-Amyl Methyl Ether	ND		2	5	10	µg/L	8/23/00	WMS2000820	EPA 8260B
tert-Butanol	ND		2	20	40	µg/L	8/23/00	WMS2000820	EPA 8260B
tert-Butyl Ethyl Ether	ND		2	5	10	µg/L	8/23/00	WMS2000820	EPA 8260B
tert-Butylbenzene	ND		2	5	10	µg/L	8/23/00	WMS2000820	EPA 8260B
Tetrachloroethene	ND		2	5	10	µg/L	8/23/00	WMS2000820	EPA 8260B
Toluene	64		2	5	10	µg/L	8/23/00	WMS2000820	EPA 8260B
trans-1,2-Dichloroethene	ND		2	5	10	µg/L	8/23/00	WMS2000820	EPA 8260B


DF = Dilution Factor

ND = Not Detected

DLR = Detection Limit Reported

PQL = Practical Quantitation Limit

Analysis performed by Entech Analytical Labs, Inc. (CA ELAP #2346)

  
Michelle L. Anderson, Laboratory Director *Environmental Analysis Since 1983*

Page 2 of 3

# Entech Analytical Labs, Inc.

CA ELAP# 2346

525 Del Rey Avenue, Suite E • Sunnyvale, CA 94085 • (408) 735-1550 • Fax (408) 735-1554

Enviro Soil Tech Consultants  
131 Tully Road  
San Jose, CA 95111  
Attn: Frank Hamedi

Date: 8/25/00  
Date Received: 8/18/00  
Project Name: 5175 Broadway Street  
Project Number: 8-90-420-GI  
P.O. Number:  
Sampled By: Richard Munley

## Certified Analytical Report

Order ID: 21867

Lab Sample ID: 21867-005

Client Sample ID: STMW-5

Sample Time: 1:35 PM

Sample Date: 8/17/00

Matrix: Liquid

Parameter	Result	Flag	DF	PQL	DLR	Units	Analysis Date	QC Batch ID	Method
trans-1,3-Dichloropropene	ND		2	5	10	µg/L	8/23/00	WMS2000820	EPA 8260B
trans-1,4-Dichloro-2-butene	ND		2	20	40	µg/L	8/23/00	WMS2000820	EPA 8260B
Trichloroethene	ND		2	5	10	µg/L	8/23/00	WMS2000820	EPA 8260B
Trichlorofluoromethane	ND		2	5	10	µg/L	8/23/00	WMS2000820	EPA 8260B
Vinyl Chloride	ND		2	5	10	µg/L	8/23/00	WMS2000820	EPA 8260B
Xylenes, Total	250		2	5	10	µg/L	8/23/00	WMS2000820	EPA 8260B

**Surrogate****Surrogate Recovery****Control Limits (%)**

4-Bromofluorobenzene

137

65 - 135

Dibromofluoromethane

77

65 - 135

Toluene-d8

85

65 - 135

Comment: Surrogate recovery out of control limits due to matrix interference


DF = Dilution Factor

ND = Not Detected

DLR = Detection Limit Reported

PQL = Practical Quantitation Limit

Analysis performed by Entech Analytical Labs, Inc. (CA ELAP #2346)

  
Michelle L. Anderson, Laboratory Director

Environmental Analysis Since 1983

Page 3 of 3

Entech Analytical Labs, Inc.

525 Del Rey Avenue, Suite E  
Sunnyvale, CA 94086

**QUALITY CONTROL RESULTS SUMMARY**  
METHOD: Gas Chromatography  
Laboratory Control Sample

QC Batch #: WGC4000822  
Matrix: Liquid  
Units: µg/Liter

Date Analyzed: 08/21/00  
Quality Control Sample: Blank Spike

PARAMETER	Method #	MB µg/Liter	SA µg/Liter	SR µg/Liter	SP µg/Liter	SP % R	SPD µg/Liter	SPD %R	% RPD	QC LIMITS	
										RPD	%R
Benzene	8020	<0.50	5.2	ND	5.2	100	5.2	100	0.7	25	70-130
Toluene	8020	<0.50	29	ND	31	104	30	103	1.1	25	70-130
Ethyl Benzene	8020	<0.50	5.6	ND	5.6	101	5.6	100	0.6	25	70-130
Xylenes	8020	<0.50	32	ND	30	94	31	96	2.4	25	70-130
Gasoline	8015	<50.0	469	ND	467	100	471	101	0.9	25	70-130
aaa-TFT(S.S.)-FID	8020			112%	104%		103%				65-135
aaa-TFT(S.S.)-PID	8015			100%	99%		99%				65-135

Definition of Terms:

- na: Not Analyzed in QC batch
- MB: Method Blank
- SA: Spike Added
- SR: Sample Result
- RPD(%): Duplicate Analysis - Relative Percent Difference
- SP: Spike Result
- SP (%R): Spike % Recovery
- SPD: Spike Duplicate Result
- SPD (%R): Spike % Recovery
- nc: Not Calculated

## QUALITY CONTROL RESULTS SUMMARY

Volatile Organic Compounds  
Laboratory Control Sample

QC Batch #: WMS2000823

Matrix: Liquid

Units: µg/L

Date analyzed: 08/23/00

Spiked Sample: Blank Spike

PARAMETER	Method #	SA µg/L	SR µg/L	SP µg/L	SP %R	SPD µg/L	SPD %R	RPD	QC LIMITS	
									RPD	%R
1,1-Dichloroethene	8240/8260	40	ND	40.9	102	40.1	100	2.0	25	50-150
Benzene	8240/8260	40	ND	41.0	103	37.8	95	8.1	25	50-150
Trichloroethene	8240/8260	40	ND	39.3	98	35.7	89	9.6	25	50-150
Toluene	8240/8260	40	ND	38.1	95	34.2	86	10.8	25	50-150
Chlorobenzene	8240/8260	40	ND	39.4	99	41.3	103	4.7	25	50-150
<i>Surrogates</i>										
Dibromofluoromethane	8240/8260		104%	119%		79%				65-135
Toluene-d8	8240/8260		96%	99%		94%				65-135
4-Bromofluorobenzene	8240/8260		100%	95%		124%				65-135

## Definition of Terms:

- na: Not Analyzed in QC batch
- SA: Spike Added
- SR: Sample Result
- RPD(%): Duplicate Analysis - Relative Percent Difference
- SP: Spike Result
- SP (%R): Spike % Recovery
- SPD: Spike Duplicate Result
- SPD (%R): Spike Duplicate % Recovery

## QUALITY CONTROL RESULTS SUMMARY

Volatile Organic Compounds  
Laboratory Control SampleQC Batch #: WMS2000820  
Matrix: Liquid  
Units: µg/LDate analyzed: 08/20/00  
Spiked Sample: Blank Spike

PARAMETER	Method #	SA µg/L	SR µg/L	SP µg/L	SP %R	SPD µg/L	SPD %R	RPD	RPD	QC LIMITS %R
1,1- Dichloroethene	8240/8260	40	ND	39.9	100	41.4	104	3.8	25	50-150
Benzene	8240/8260	40	ND	39.9	100	40.7	102	1.8	25	50-150
Trichloroethene	8240/8260	40	ND	41.1	103	38.8	97	5.8	25	50-150
Toluene	8240/8260	40	ND	35.9	90	36.2	91	0.7	25	50-150
Chlorobenzene	8240/8260	40	ND	38.9	97	39.3	98	1.2	25	50-150
<i>Surrogates</i>										
Dibromofluoromethane	8240/8260		90%	92%		99%				65-135
Toluene-d8	8240/8260		93%	92%		94%				65-135
4-Bromofluorobenzene	8240/8260		103%	103%		104%				65-135

## Definition of Terms:

- na: Not Analyzed in QC batch
- SA: Spike Added
- SR: Sample Result
- RPD(%): Duplicate Analysis - Relative Percent Difference
- SP: Spike Result
- SP (%R): Spike % Recovery
- SPD: Spike Duplicate Result
- SPD (%R): Spike Duplicate % Recovery



