

**PIERS**



**Environmental  
Services, Inc.**

1330 S. Bascom Ave., Suite F  
San Jose, CA 95128

Tel. (408) 559-1248 Fax (408) 559-1224

Alameda County Health Care Services  
Department of Environmental Health  
1131 Harbor Bay Parkway, Second Floor  
Alameda, CA 94502

April 23, 1999

Attn: Mr. Barney Chan; Haz Mat. Specialist for : DiSalvo Trucking  
4919 Tidewater Ave., Oakland

Dear Mr. Chan,

PIERS Environmental Services, (PIERS), proposes to sample the four monitoring wells at the subject site, as well as performing a pump test on the recovery sump/recovery trench located on the subject site (Figure 2). You will be notified 48 hours prior to any field activities.

The influence of the groundwater draw down will be measured along the recovery trench using 1 inch well screens driven along the recovery trench. The 1 inch by 7 foot long, steel well screens will be driven into the ¾ inch drain rock backfilled recovery trench at four locations (Figure 2). Before the pump test is started, the depth to groundwater will be measured at each well. As the groundwater is pumped from the recovery sump, periodic measurements to groundwater will be made along the recovery trench.

The pump test will be performed as follows:

A submersible water pump will be placed into the recovery sump. A one inch discharge line will run from the pump to a 7000 gallon above ground tank located on site (Figure 2). A meter will be plumbed in line to measure the extracted amount of groundwater. The pump rate will be adjusted to maintain a flow of below four gallons per minute. A high water float shut off switch will be placed on the tank and wired to the pump. The groundwater will remain stored on site until a discharge permit is obtained from East Bay Municipal Utility District for disposal to the sanitary sewer.

A groundwater sample will be obtained from the discharge line at the end of the pump test.

Subsequent to collection, the sample will immediately be stored on ice in an appropriate ice chest. Sample will be transported under Chain-of-Custody procedures to a State Certified Laboratory and analyzed for TPH-diesel, TPH-gasoline(EPA Method 8015M); and BTEX/MTBE (EPA Method 602).

Upon completion of the pump test, the driven well screens will be removed from the recovery trench and properly sealed.

Groundwater samples will be then be obtained from monitoring wells MW1 through MW4.

Groundwater samples will be collected as follows:

The well will be bailed until the volume of water withdrawn is equal to at least three casing volumes. To assure that a representative groundwater sample is collected periodic

measurements of the temperature, pH and specific conductance will be made. The sample will be collected only when the temperature, pH, and/or specific conductance reach relatively constant values.

A hand operated bailer or a surface pump will be used for evacuating the well casing (purging) of the monitor well. Water samples will be collected using a new disposable bailer. An effort will be made to minimize exposure of the sample to air.

Sample containers will be labeled with self-adhesive tags. Field personnel will label each tag, using waterproof ink, with the following information: Sampling location and number, Project name, Date and time samples were collected, Treatment (preservatives, filtered, etc.), Name of sampler.

Subsequent to collection, the samples will immediately be stored on ice in an appropriate ice chest. Samples will be transported under Chain-of-Custody procedures to a State Certified Laboratory.

Sampling equipment will be cleaned after its use at each sampling location. Thermometers, pH electrodes, and conductivity probes will also be cleaned after sampling of each well. Cleaning procedures shall be accomplished as follows:

Scrub with a detergent-potable water solution; Rinse with potable water;

Care shall be taken to collect all excess water resulting from the sampling and cleaning procedures. The excess water will be contained in a pre-labeled 55-gallon drum on-site pending receipt of laboratory analyses.


The following analyses will be performed by State Certified Laboratory on groundwater samples obtained from the monitor wells: TPH-diesel TPH-gasoline(EPA Method 8015M); BTEX (EPA Method 602)

Water levels in each of the monitor wells will be measured within a one hour period. The water surface elevations in the wells will be calculated using the survey data. Then, the horizontal hydraulic gradient will be calculated based on accurately determined well locations. The gradient calculated will include a magnitude and direction.


A report will be prepared which documents the investigation well sampling field notes, chains of custody, and laboratory reports. The report will include recommendations on interim remedial actions. The report will be submitted to the client.

If you have any questions regarding these comments or scope of work, or wish to add to or alter the scope of this investigation, please do not hesitate to call Ben Halsted at 408-559-1248 so I may resubmit any revisions.

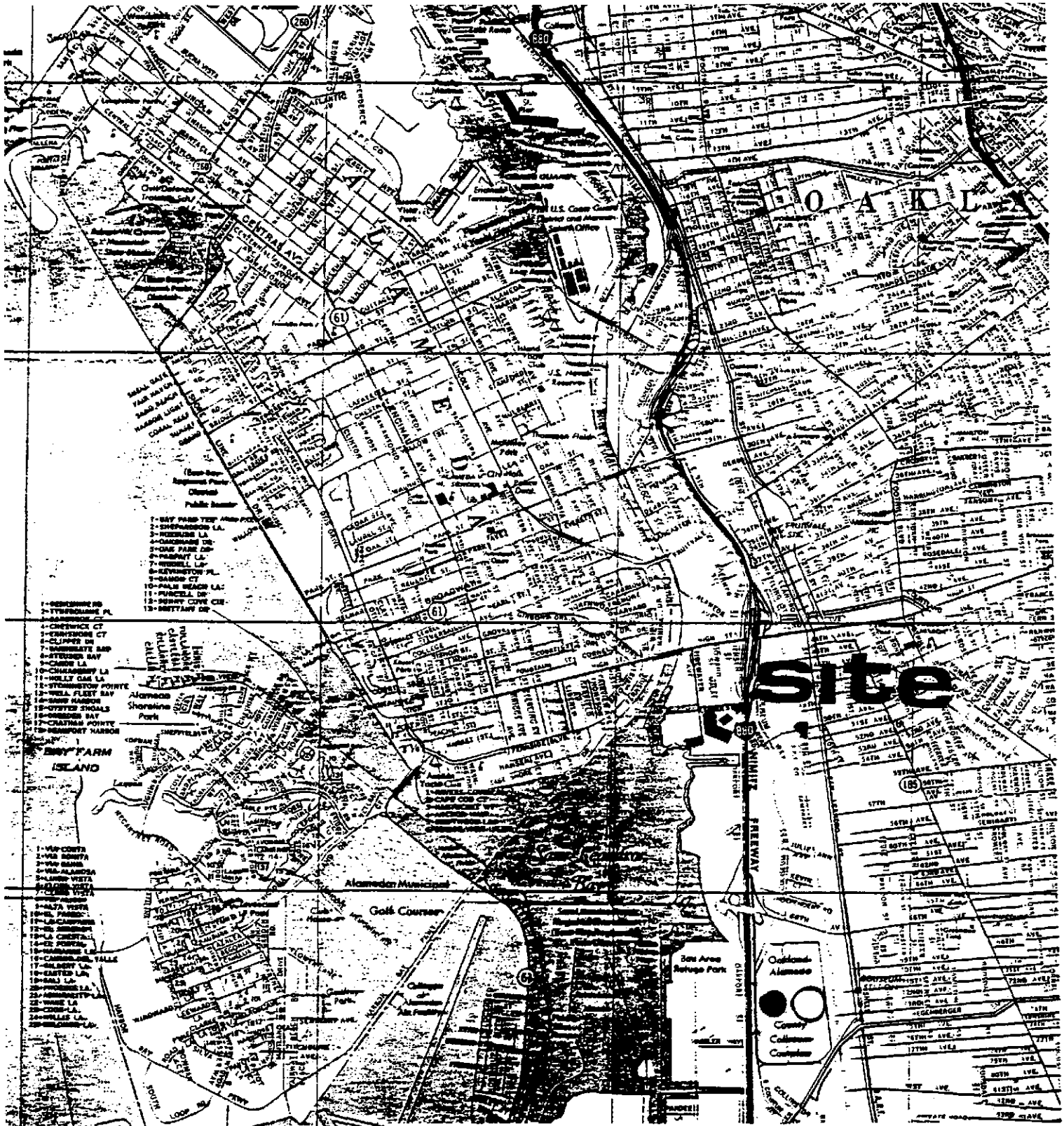
Respectfully submitted this 23rd day of April, 1999,



Bennett T Halsted  
Project Manager



Samuel H Halsted P.E.  
CE 14095



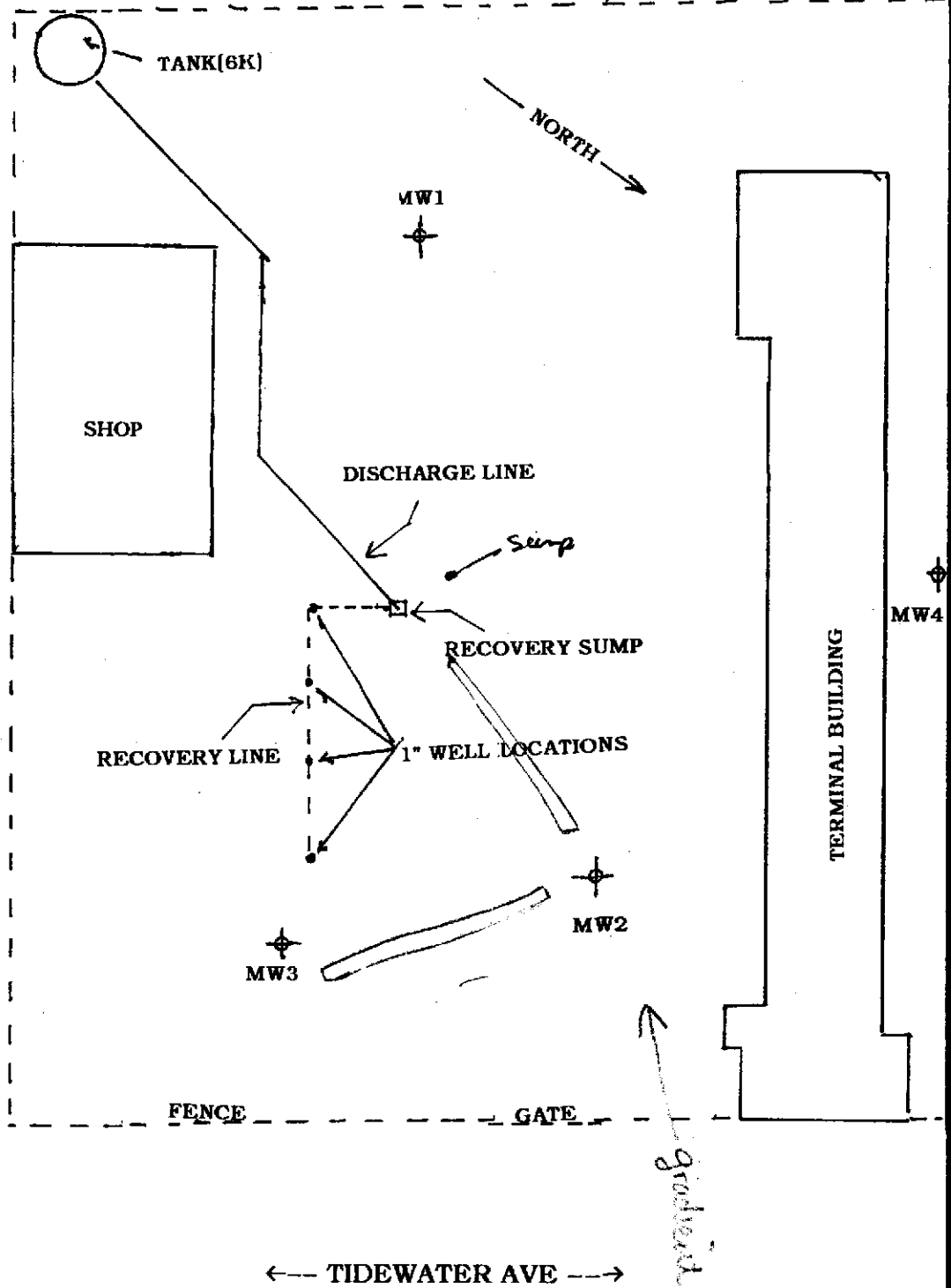
VICINITY MAP DI SALVO TRUCKING  
 4919 TIDEWATER AVE. OAKLAND FIGURE 1

SCALE:	APPROVED BY:	DRAWN BY
DATE: 8/12/95		REVISED

Environmental Restoration Services

1115 Merrill Street • Menlo Park, California 94025

DRAWING NUMBER  
 FIGURE 1



<b>SITE PLAN</b>		
DISALVO TERMINAL 4919 TIDEWATER AVE OAKLAND		
SCALE: 1"=50'	APPROVED BY:	DRAWN BY
DATE: 4/23/99		REVISED
<b>PIERS Environmental Services, Inc.</b>		
1330 S. Bascom Ave., Suite F	San Jose, CA 95128	DRAWING NUMBER <b>FIGURE 2</b>