

2451 Estand Way
Pleasant Hill, CA 94523-3911
(925) 682-7200 FAX 686-0399

**GROUNDWATER, SOIL, & AIR SAMPLING
RESULTS
ONE, DUNNE PAINTS, CALIFORNIA LINEN
OAKLAND/EMERYVILLE, CALIFORNIA**

JULY 2000

Prepared for:


O.N.E. Color Communications
1001 42nd Street
Oakland, CA 94608

Prepared by:

Block Environmental Services, Inc.
2451 Estand Way
Pleasant Hill, California 94523



Ronald M. Block, Ph.D., REA
President



Nancy Mader, EIT
Environmental Engineer

00 SEP -- 7 PM 3:30
ENVIRONMENTAL
PROTECTION

2451 Estand Way
Pleasant Hill, CA 94523-3911
(925) 682-7200 FAX 686-0399

July,21 2000

Ms. Susan Hugo, Senior Hazardous Materials Specialist
Alameda County Health Care Services Agency
Department of Environmental Health
1131 Harbor Bay Parkway, 2nd Floor
Alameda, California 94502

Subject: Groundwater, Soil, and Air Sampling Results
ONE Color Communications, 1001 42nd St., Oakland, California, and
Former Dunne Paints 1007 41st Street, Emeryville, California

Dear Ms. Hugo:

Block Environmental Services, Inc. (BES) is pleased to provide this report on behalf of ONE Color Communications (ONE) and the current owner of the former Dunne Paints facility for submission to the Alameda County Department of Environmental Health (ACDEH). A workplan outlining the tasks described in this report was submitted to the ACDEH on November 15, 1999, and subsequently approved by Ms. Susan Hugo. The scope of work covered in this report includes the collection of additional groundwater sampling data, subsurface characterization of the former Dunne Paints property, collection of air emissions data, and other tasks necessary to complete a human health risk assessment for the subject property. The purpose of the site work discussed in this report and the forthcoming risk assessment is to satisfy the requirements for obtaining a No Further Action finding for the two properties.

GROUNDWATER SAMPLING

Sampling of Existing Monitoring Wells

On December 14, 1999 BES took depth to groundwater measurements, purged, and collected groundwater samples from each of the seven remaining monitoring wells on and adjacent to the subject properties (MW-B2, MW-B3, MW-B4, MW-D1, MW-D2, MW-LD4, BES-1; locations shown on the attached site map). The depth to static water was measured in each well prior to purging using an electrically activated audible water level indicator accurate to 0.01 inches (Table 2). These measurements were used to calculate the volume of water in each well casing. Disposable bailers were used to purge at least three casing volumes of water prior to sampling. Well purge water was placed in fifty-five gallon drums for storage and disposal, pending receipt of analytical test results.

Samples were collected with a new teflon disposable bailer and a new length of nylon string for each well. Groundwater samples were retained in pre-cleaned, 1-liter, amber glass containers



supplied by the laboratory. Samples were labeled and stored in ice-filled coolers until delivery to analysis requested for each groundwater sample was for total petroleum hydrocarbons as mineral spirits (TPH-ms) using EPA Method 8015M. Copies of the well sampling logs with depth to groundwater measurements and purging information are included in Appendix A.

MW-B4 was the only well noted to have an odor, although it was slight. Floating product was not observed in the bailers collected from any of the wells on Dunne or ONE property. Table 1 below gives a summary of the analytical results from the groundwater sampling event. These values are also shown on the attached site map.

**Table 1: TPH-ms Concentrations in Permanent Monitoring Wells,
December 14, 1999 Sampling Event**

All Data in $\mu\text{g/L}$

Well No.	TPH-ms
MW-B2	630
MW-B3	ND < 50
MW-B4	5,100
BES-1	72,000
MW-LD4	440,000
MW-LD4 ^a	630,000
MW-D1	ND < 50
MW-D2	100

ND = Non-Detect

a. Grab sample collected January 13, 2000

Table A1 (attached) includes these results along with all other analytical results from previous site investigations. A copy of the analytical data as reported by the laboratory is included as an attachment. Figure 4 shows the concentrations measured in the monitoring wells on a site map. Due to the variability of concentrations on the site, based on spatial temporal relationships, site data does not lend itself to creating an iso-concentration or distance-versus-time diagrams. However, inspection of Table A1 and the site map (Figure: 3) illustrate trends at the site.

With the exception of MW-LD4, concentrations of TPH-ms were all lower than those measured the year before. The TPH-ms concentration in MW-B2 was three orders of magnitude lower than it had been measured in two previous sampling events. MW-B3 and MW-D1, which are the farthest down 41st Street and downgradient from the site, were both non-detect.

MW-LD4 exhibited a significant increase in concentration. Therefore, BES elected to collect a grab (i.e. the well as not purged prior to sample collection) sample from the MW-LD4 on January 13, 2000 to confirm whether the concentration reported appeared accurate, given that no floating product or significant odor was noted when the sample was collected. The concentration of TPH-ms in the grab sample was of the same order of magnitude as that collected on December 14, 1999.

Groundwater Gradient

Depth to groundwater measurements made prior to well sampling and the corresponding water table elevations are shown in Table 2.

Table 2: Groundwater Elevation Data, December 14, 1999
 Elevations are given in feet above mean sea level (msl)

Well No.	Depth of Well (feet)	TOC Elevation (msl)	Depth to Water (feet)	Ground-water Elevation (msl)
MW-B2	23.35	50.77	6.50	44.27
MW-B3	20.88	49.02	5.08	43.94
MW-B4	21.50	49.74	6.05	43.69
MW-LD4	10.60	51.51	6.52	44.99
BES-1 ^a	30.00	-	10.98	-
MW-D1	12.50	49.35	4.60	44.75
MW-D2	12.55	50.56	5.80	44.76

a. Elevation of well casing has not been surveyed

Table A2 (attached) shows this data along with all groundwater elevation data collected in previous sampling events.

Groundwater elevations measured December 14, 1999 were nearly identical to those measured December 13, 1998, each differing by less than 1 percent. The data indicates that the flow direction can generally be described as to the west. A determination of the north-south component of the groundwater flow direction is difficult given the locations of the existing wells and that MW-B1 no longer exists. The fact that MW-B4 had the lowest elevation even though it is located almost linearly between MW-B3 and MW-B2 may indicate a localized condition brought about by the presence of a higher permeability layer (i.e. sand lens) within surrounding soils. This condition was also noted in 1998. Because of this inconsistency and the fact that an accurate determination of the north-south component of groundwater cannot be determined, a groundwater gradient diagram was not developed.

If a value is assumed for the hydraulic conductivity of the site's soils, the groundwater flow rate in an unconfined aquifer can be approximated using the Dupuit equation. The general range of hydraulic conductivity for clay is 10^{-9} to 10^{-6} cm/s, for silt, sandy silts and clayey sands it is 10^{-6} to 10^{-4} cm/s, and for silty sands and fine sands it is 10^{-5} to 10^{-3} cm/s (Fetter, 1994). Using 10^{-5} cm/s as a conservative value for the site's Bay Mud soils yields a groundwater flow rate of 0.17 ft/year.

Installation and Sampling of Temporary Monitoring Wells

In order to determine whether TPH-mineral spirits contamination has migrated downgradient to Adeline Street, as well as whether groundwater beneath the former Dunne Paints property has

been impacted by past or current operations on the property, BES selected four locations to install temporary monitoring wells and collect grab groundwater samples (HP-1, HP-2, HP-3, and HP-4). Their locations are shown on Figure 2.

C-57 licensed contractor Gregg Drilling, under the supervision of BES, advanced borings for the four temporary wells on December 14, 1999. Borings for the temporary wells were installed using direct-push (a.k.a. hydropunch) drilling methods, which minimized the generation of soil cuttings. Following completion of the borings the temporary wells were constructed by inserting a new, ¾-inch diameter, schedule 40 PVC pipe with flush-threaded joints into each boring. Each casing was assembled such that it was screened to at least two feet above the approximate depth of water table with 0.02-inch slots, while the remainder of the casing consisted of blank pipe.

Boring HP-4, located in a driveway on the former Dunne Paints property, was completed first. Saturated soil with a slight mineral spirits odor was encountered at a depth of approximately 10 feet below ground surface (bgs) and the boring was completed to 15 feet bgs. Following the completion of construction, no appreciable quantity of groundwater had entered the well by the end of the day on December 14. It is believed that this was due to smearing of the predominantly clay soils by the hydropunch as it was inserted into the boring.

HP-1 was completed following HP-4 to a total depth of 12 feet bgs. Groundwater flow into this well was slow, however BES was able to purge approximately one gallon from the well and collect a sample by the afternoon of December 14th.

Borings for HP-2 and HP-3 were completed following HP-1 to depths of 11.7 and 14.85 feet bgs, respectively. Although drilled to approximately 5 feet below the depth at which saturated soil was first encountered, as with HP-4, no groundwater had entered either of these wells by the end of the day on December 14. BES returned December 15 and was able to collect a grab groundwater sample (i.e. the well was not purged prior to sampling) by midday from HP-3. However HP-2 and HP-4 still did not have sufficient groundwater to sample. BES elected to abandon all of the wells, grout each of the borings, and return for a second day of drilling pending the availability of the drilling contractor.

BES and Gregg Drilling conducted a second day of drilling on January 13, 2000. By this time, BES had received analytical results from the groundwater samples collected on December 14 and 15. An appreciable concentration of TPH-mineral spirits (21,000 µg/L) was detected in the sample from HP-1. BES believed that, given the level of TPH-mineral spirits detected, cross-contamination may have occurred from either the drilling, purging, or sampling process. Therefore in addition to making a second attempt at installing HP-2 and HP-4 immediately adjacent to the original locations, BES elected to install a second boring for HP-1 as well. For the second round of drilling, 5 ½-inch augers were used in order to drill to greater depths and avoid the smearing affect experienced with the use of the hydropunch. Soil cuttings were placed in 55-gallon drums for storage and disposal.

HP-1, HP-2, and HP-4 were drilled to depths of 25, 20, and 30 feet bgs, respectively. One hour



after completion of drilling, approximately 3 feet of water had entered HP-1 and a grab sample was collected. HP-2 and HP-4 filled with water immediately after the completion of drilling, and grab samples were collected from each. Following sample collection on January 13, 2000 all temporary monitoring wells were abandoned and grouted to the surface with cement.

All groundwater samples from the temporary wells were collected using a stainless steel bailer cleaned with trisodium phosphate (TSP) solution, triple rinsed, and allowed to dry prior to use. Groundwater samples were retained in pre-cleaned, 1-liter, amber glass containers supplied by the laboratory. Samples were labeled and stored in ice-filled coolers under strict chain-of-custody protocols until delivery to Chromalab. The analysis requested for each groundwater sample was for TPH as mineral spirits using to EPA Method 8015M. Copies of the well sampling logs are included in Appendix A.

Table 3 below gives a summary of all analytical results from sampling of the four temporary monitoring wells.

**Table 3: TPH-ms Concentrations in Temporary Monitoring Wells,
December 14-15, 1999, January 13, 2000 Sampling Events**

All Data in $\mu\text{g/L}$ (ppb)

Well No.	TPH-ms
HP-1 ^a	21,000
HP-1 ^c	ND <50
HP-2 ^c	67
HP-3 ^b	ND < 56
HP-4 ^c	570

ND = Non-Detect

- a. Sample collected December 14, 1999
- b. Sample collected December 15, 1999
- c. Sample collected January 13, 1999

A copy of the laboratory data for each analysis is included as an attachment.

As discussed above, it is possible that the sample collected from HP-1 on December 14, 1999 was cross-contaminated from boring HP-4, which appears to have been confirmed by the analytical result for the grab sample collected from the same location on January 13, 2000. Therefore, it appears based on these results that TPH-ms contamination in groundwater has not migrated downgradient to Adeline Street. A low concentration of TPH-ms was detected in HP-2 near down 41st Street near Adeline. TPH-ms was detected in HP-4 at 570 $\mu\text{g/L}$. The source of this contamination is unknown.

SOIL SAMPLING

Borings at Former Dunne Paints

BES collected soil samples from two locations in the former varnish production portion of the former Dunne Paints property (located in the center of its southern edge), which currently houses a furniture restoration business. One sample location (DV) was adjacent to what appeared to be a storm drain next to one of the former varnish kettles. Upon closer inspection during site sampling, it was apparent that this was actually an air vent servicing the adjacent former kettle, which probably served to provide oxygen to fires heating the kettles. Sampling was still conducted in this location to determine whether the vent maintained its integrity given that stains and solvents may have been poured into the vent. The second sampling location (DS) was an exposed rectangular patch of soil with approximate dimensions of 2 by 3 feet in another portion of the former Dunne Paints varnish production area.

On December 14, 1999 BES contracted with a concrete corer to core adjacent to the vent opening in order to access soil for sampling. The concrete adjacent to the vent was approximately 1 foot thick, and therefore boring with a hand auger began at this depth. Samples were collected at the soil surface (i.e. 1 foot bgs) 3, and 5 feet bgs using a hand auger assembly fitted with a split spoon sampler. Samples were collected in clean, two-inch diameter, six-inch long brass liners. Because hand augering the clay soils proved highly difficult and the samples and soil cuttings did not exhibit an odor or other evidence of contamination, BES halted the boring after collecting the sample at 5 feet. The boring was subsequently grouted to the surface with concrete.

Only the sample from 3 feet bgs (DV3) was submitted for laboratory analysis, since it would provide the best indication of whether soil had been contaminated in this area given that it was immediately below the depth of the vent conduit (believed to be approximately 2 feet bgs). The remainder of the sample was held in a BES laboratory refrigerator cooled below 4°C pending analytical results for DV3.

On January 13, 2000, BES collected samples in 2-inch brass liners from the exposed patch of soil at the soil surface (DS-0) and a depth of 2 feet bgs (DS-2). Soil was excavated with a clean, stainless steel hand shovel to a depth of 2 feet. A 1-inch layer of crust, perhaps hardened lacquer or similar substance, requiring the use of a pick to break through, was encountered just below the surface. A piece of this layer was included in the soil sample collected at the surface. The surface sample had a TPH-ms odor; this odor dissipated with depth and was not apparent in the sample collected from 2 feet bgs.

Samples were sealed with teflon tape capped, labeled, and stored in ice-filled coolers under strict chain-of-custody protocols until delivery to Chromalab. Samples DV3, DS-0, and DS-2 were analyzed by Chromalab for metals (EPA Method 6010), volatile organic compounds (VOCs) (8260), semi-volatile organic compounds (8270), and TPH as mineral spirits (8015).

A summary of the concentrations of detected chemicals in these samples is provided in Table 4.



**Table 4: Concentrations of Detected Chemicals in Soil Samples
 From Former Dunne Paints Varnish Production Area
 December 15, 1999, January 13, 2000 Sampling Events**
 All Data in mg/kg (ppm)

Depth	DV-3	DS-0	DS-2
	3 feet	Surface	2 feet
Antimony	ND < 2.0	6.5	ND < 2.0
Arsenic	3.5	7.4	4.4
Barium	120	510	120
Cadmium	ND < 0.50	24	ND < 0.50
Chromium	34	93	33
Cobalt	10	88	9.9
Copper	24	100	33
Lead	9.8	1900	31
Molybdenum	ND < 1.0	3.1	ND < 1.0
Nickel	44	29	49
Vanadium	31	15	28
Zinc	72	4100	98
Mercury	0.055	2700	0.69
Acetone	0.055	ND < 12	ND < 0.05
Benzene	ND < 0.0050	2.3	ND < 0.0050
Napthalene	ND < 0.010	3.1, 32 ^a	ND < 0.010
Xylenes	ND < 0.010	4.6	ND < 0.010
TPH-ms	ND < 10	15000	20

a. First quantity is from method 8260 for VOCs, second is from Method 8270 for SVOCs.

A copy of the laboratory data for all analytes is included as an attachment.

It does not appear that soils below the vent have been affected by site activities. The only organic compound detected was acetone, which is a common laboratory contaminant. Therefore, BES does not recommend further site work in this area.

Analytical results for DV-0 indicate detectable levels of metals, benzene, napthalene, xylenes, and TPH-ms. This contamination appears to be confined to surface soils, as the sample from a depth of 2 feet indicated only a detectable concentration of TPH-ms (20 mg/kg) among organics, and metals concentrations were significantly reduced. BES recommends excavation and disposal of the contaminated soil in this area to an appropriate land-fill.

AIR SAMPLING

BES conducted ambient and emission flux chamber air sampling in order to provide data for use in the risk assessment concerning the emission of vapors from soil and groundwater into indoor air on the two properties. Both an indoor ambient sample (ONE-DESK) and a flux chamber

sample (ONE-FLUX) were collected from the basement of the ONE office and printing building, near 41st Street. A flux chamber sample only (DUNNE-FLUX) was collected from the Dunne Paints building in a room that was formerly used for solvent mixing. In addition, an ambient background sample (ONE-AMB) was collected from just north of the ONE building, adjacent to 42nd Street. Sampling locations are shown in Figure 3.

All samples except ONE-DESK were collected on December 15, 1999. ONE-DESK had to be re-sampled on January 13, 2000 due to a defective flow restrictor discovered once sampling had commenced on December 15, which invalidated the original sample. ONE-DESK was collected at a height of 3.5 feet, the approximate breathing zone height for an adult sitting at a desk. ONE-AMB was collected at a height of 5 feet, the approximate breathing zone height for a standing adult.

The ambient air samples were collected according to U.S. EPA Method TO 14, as described in *Compendium of Methods for the Determination of Air Pollutants in Indoor Air*, AREAL, 1989, Research Triangle Park. Samples were collected in stainless steel, 6-liter, passivated and pre-evacuated SUMMA canisters attached to flow constrictors set to meter a constant flow of air over an 8-hour sampling period. The sample collection procedure consisted of securing each canister at the specified location and height and noting the starting vacuum pressure once the inlet valve was opened. Each canister's pressure gauge was checked several times throughout the collection period in order to verify that the canister still held adequate vacuum pressure and was decreasing uniformly. At the end of the 8-hour sampling period the inlet valve on the canister was closed and the valve was sealed with a brass cap.

Flux chamber air samples were collected in stainless steel canisters placed on the floor surface, and then transferred into evacuated SUMMA canisters for transport to the analytical laboratory. Prior to sampling, the chambers were purged with inert, nitrogen gas. Following equilibration to steady state conditions (approximately six hours), a 6-liter aliquot was collected in a certified clean Summa[®] canister provided by the laboratory.

Once the samples were collected, the sealed SUMMA canisters were shipped overnight under chain-of-custody documentation to Air Toxics Ltd., a State-certified laboratory. Upon receipt, Air Toxics verified the validity of each VOC sample by checking that each canister had maintained vacuum pressure. According to the analytical method, the samples were then concentrated in a cryogenic trap and analyzed by Gas Chromatography/Mass Spectroscopy (GC/MS) for VOCs using a modified EPA Method TO 14, which included comparing the GC/MS results with approximately 80,000 specific VOCs in the National Bureau of Standards (NBS) library to identify all chemicals detected.

Table 5 shows the concentrations of all VOC compounds detected in the air samples.



**Table 5: Concentrations of Detected VOCs in Air Samples
 December 14, 1999 and January 13, 2000**

All Data in $\mu\text{g}/\text{m}^3$

Chemical	ONE-AMB	ONE-FLUX	ONE-DESK ^a	DUNNE-FLUX
Chloromethane	ND < 1.8	ND < 2.0	3.6/2.9	ND < 2.0
Methylene Chloride	3.1	4.6	4.0/3.7	72
Benzene	3.5	ND < 3.2	9.2/8.4	4.6
Toluene	11	15	270/280	110
Ethylbenzene	ND < 3.9	ND < 4.3	4.8/4.2	ND < 4.1
m,p-Xylene	ND < 3.9	ND < 4.3	18/18	5.7
o-Xylene	ND < 3.9	ND < 4.3	6.4/6.6	ND < 4.1
1,2,4-Trimethylbenzene	ND < 4.4	ND < 4.9	5.7/5.7	ND < 4.7
Acetone	12	170	290/290	670
2-Propanol	ND < 8.7	39	44/38	120
2-Butanone	ND < 10	ND < 12	ND < 11	12
Hexane	ND < 10	330	100/100	150
Cyclohexane	ND < 12	ND < 14	51/52	19
1,4-Dioxane	ND <	ND < 14	18/18	ND < 14
Ethanol	8.9	20	66/53	68
Heptane	ND	ND < 16	240/230	ND < 16
TPH-Hexane	43	750	2,200/2,300	1,800

a. Duplicate analysis performed by laboratory, both data reported.

A copy of the laboratory data for all analytes is included as an attachment.

RISK ASSESSMENT CONCEPTUAL MODEL

U.S. EPA's Risk Assessment Guidance for Superfund specifies that a conceptual model "... identifies all potential or suspected sources of contamination, types and concentrations of contaminants detected at the site, potentially contaminated media, and potential exposure pathways, including receptors. The conceptual model is presented in Figure 4.

The former on-site underground storage tanks located under the sidewalk on either side of 41st Street are the only significant sources of contamination that have been identified at the site (Figure 3). The only material known to have been stored in them is mineral spirits for use in manufacturing paints by both Dunne and Boysen Paints, which formerly occupied the site. All tanks were excavated and removed in 1987 and 1988, and some or all were confirmed to have leaked.

Groundwater samples from throughout the site have been analyzed for VOCs and various types of TPH. Except for a few concentrations of BTEX compounds above analytical detection limits, all samples have been non-detect for VOCs (Table A1). Hydrocarbons detected in groundwater appear to most closely match the mineral spirits profile.

Soil and groundwater are known to be contaminated with TPH as mineral spirits. Indoor air

sampling in buildings on the ONE property and former Dunne Paints property indicated elevated levels of TPH and some VOCs in indoor air.

Areas of contamination, which occur under the ONE property, former Dunne Paints property, sidewalks on either side of 41st Street, and 41st Street, are completely paved with either concrete or asphalt. Therefore, there is no complete exposure pathway for contaminants in soil, either through the dermal, inhalation, or ingestion routes.

BES contacted the California Department of Water Resources to determine if there are any wells located within 2,000 feet of the site. DWR stated that the only wells located within this radius are groundwater monitoring wells. DWR could not provide further information on the wells without either consent from the well owner or a request from a regulatory agency. Because there are no drinking water wells in the site vicinity and drinking water in the vicinity is known to be supplied from surface water sources originating in the Sierra Nevada mountain range, BES concludes that groundwater in the vicinity of the site is not and is not likely to be used for drinking purposes, and ingestion of groundwater would not be considered a complete exposure pathway for the purpose of a human health risk assessment (HRA). In addition, it is known that a condition for site closure will be a deed restriction prohibiting the use of the site's groundwater.

No surface water is present at or near the site, and therefore dermal contact with contaminated water is not a potential exposure pathway.

Inhalation of chemicals present at the site is the only complete exposure pathway. The air sampling data presented above will be used to quantitatively assess risk to human health from this pathway. A surrogate approach will be used to address risk from TPH. The rationale for selection of a surrogate(s) will be detailed in the HRA.

Potential human receptors at the site under current land-use activities include adult workers. Because there are plans to develop the former Dunne Paints property for live/work space, a residential exposure scenario will also apply. In order to most conservatively assess risks to human health, the HRA will consider a child resident receptor to be the potentially maximally exposed individual (MEI).

A Risk Management Plan will be developed as part of the risk assessment to address planned construction activities for the former Dunne Paints property. Since contamination has been found on the former Dunne Paints property, procedures will need to be in place in order to protect worker health and safety and to provide procedures for dealing with contamination encountered during demolition/construction activities.

CONCLUSIONS

- Groundwater sampling results were mostly consistent with those of previous sampling events. With the exception of one well, all wells had lower concentrations of TPH-ms than was measured in 1998.



- Detectable concentrations of TPH and several VOCs were present in ambient air as well as indoor air in buildings on the ONE and former Dunne Paints properties. This air sampling data will provide a basis for determining risks to human health in a risk assessment, as inhalation of contaminants in air is the only complete exposure pathway on-site.
- The risk assessment will use a conservative residential scenario to quantitatively assess risk to human health at both Dunne and ONE facilities.
- Surface soils from a 2 x 3 foot patch of exposed soil in the varnish production area of the former Dunne Paints facility should be excavated and disposed in an appropriate land-fill.
- Soils adjacent to a vent on the former Dunne Paints property appear not have been affected from apparent spills on concrete around the grate, and therefore BES does not recommend further site work in this area.

BES will proceed in preparing a human health risk assessment for the site. Please contact us if you have any questions or comments.

Very truly yours,
BLOCK ENVIRONMENTAL SERVICES, INC.

A handwritten signature in black ink, appearing to read "Ronald M. Block", is written over the typed name.

Ronald M. Block, Ph.D., REA
President


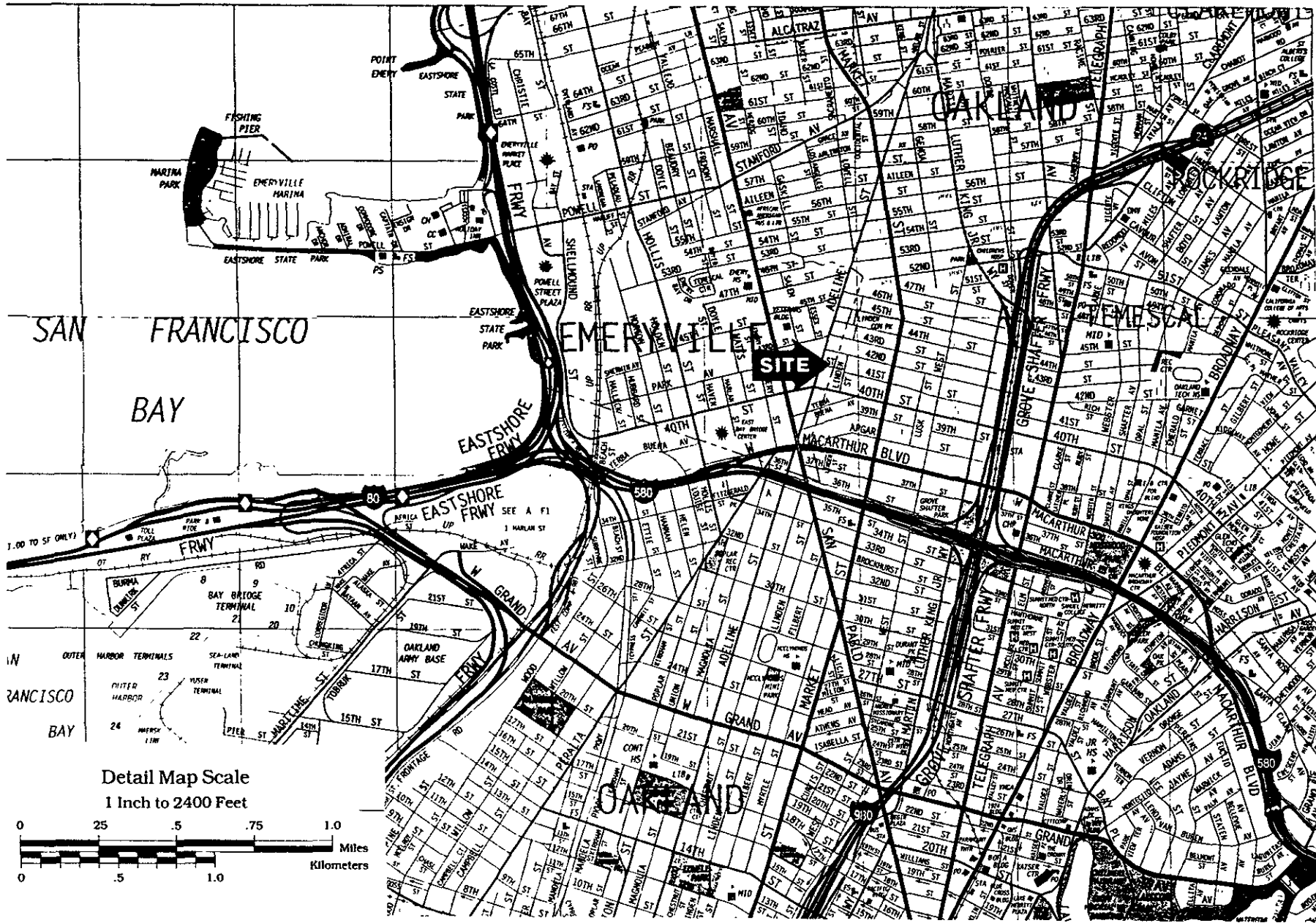
A handwritten signature in black ink, appearing to read "Nancy Mader", is written over the typed name.

Nancy Mader, EIT
Environmental Engineer

Attachments: Figures 1 to 4, Tables A1 and A2, Groundwater Sampling Logs, Laboratory Data Reports

cc: Chuck Headlee, San Francisco Bay Regional Water Quality Control Board
L. Randolph Harris, Harris and Harris
Kim Craft, ONE Color Communications

FIGURES



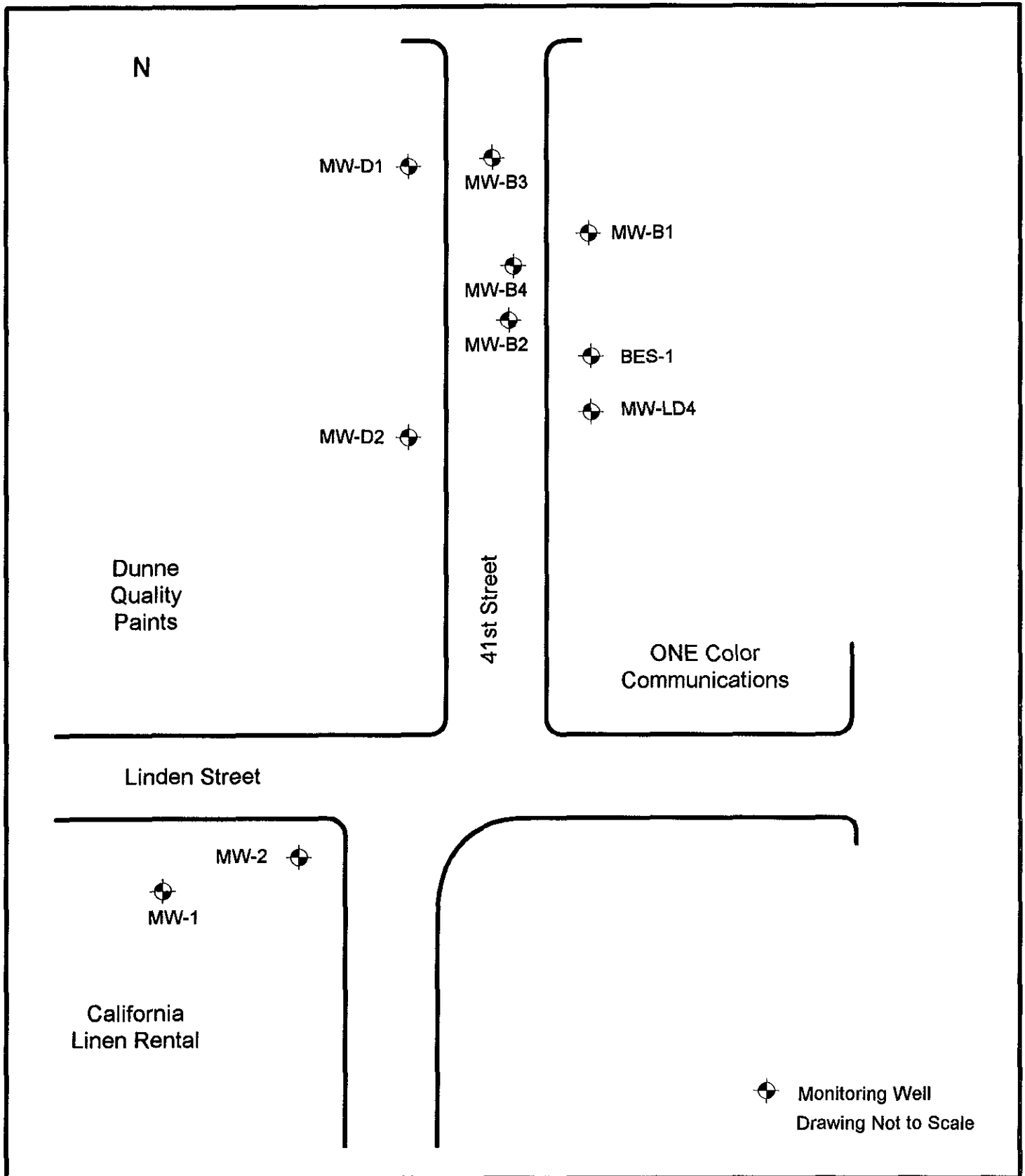
Source: Thomas Brothers Guide, 1998

BES
BLOCK ENVIRONMENTAL SERVICES, INC.
2451 Estand Way
Pleasant Hill, CA 94523
(925) 682-7200 FAX 686-0399

Figure 1: Site Vicinity

ONE, Dunne Paints, California Linen
41st Street at Adeline and Linden
Oakland/Emeryville, California

Project No. 9813 January, 1999




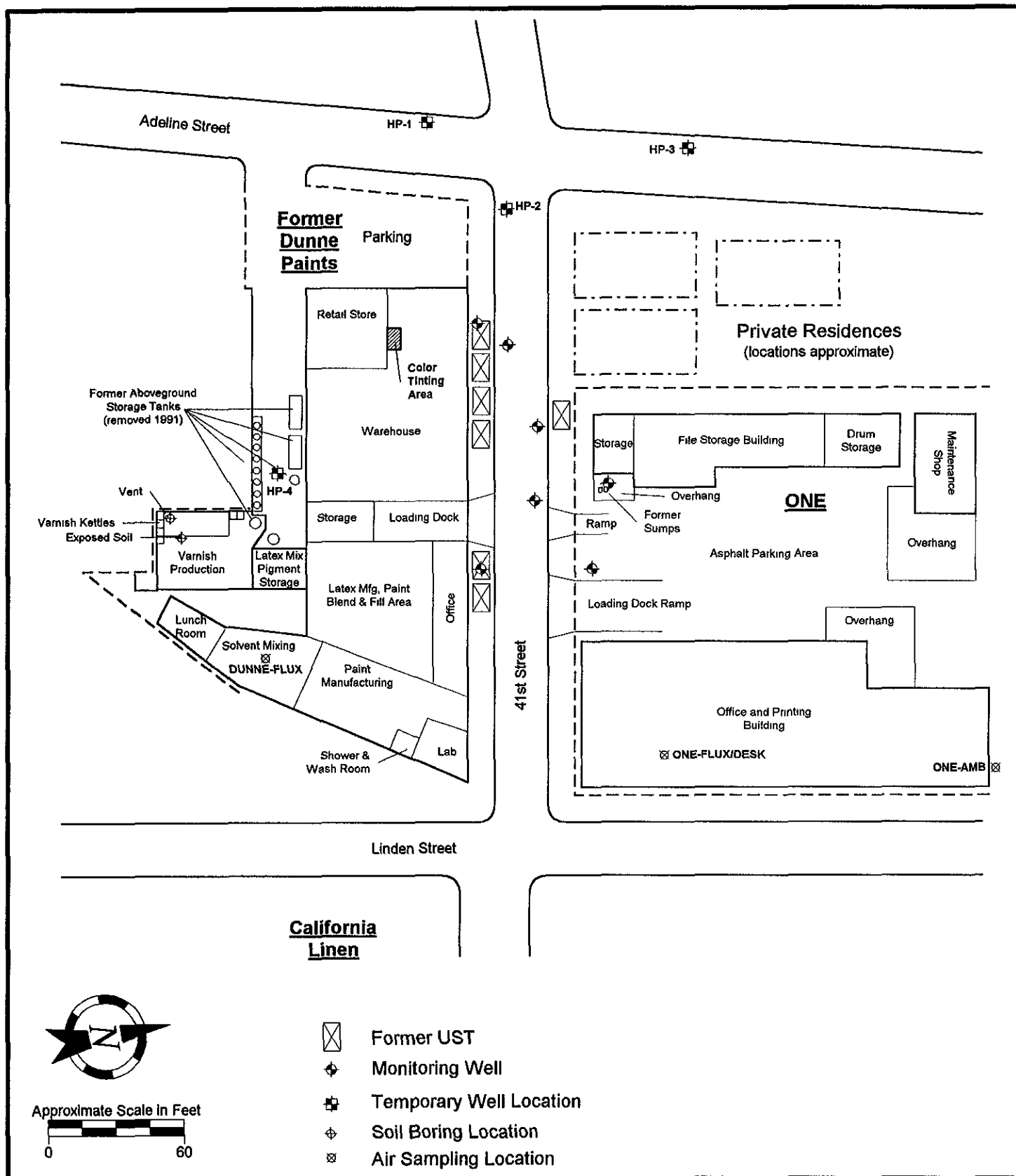
BES

Block Environmental Services, Inc.
 2451 Estand Way
 Pleasant Hill, CA 94523
 (925) 682-7200 Fax: 686-0399

Figure 2: Monitoring Well Locations

ONE Color Communications
 1010 41st St
 Emeryville, CA 94608

July, 2000



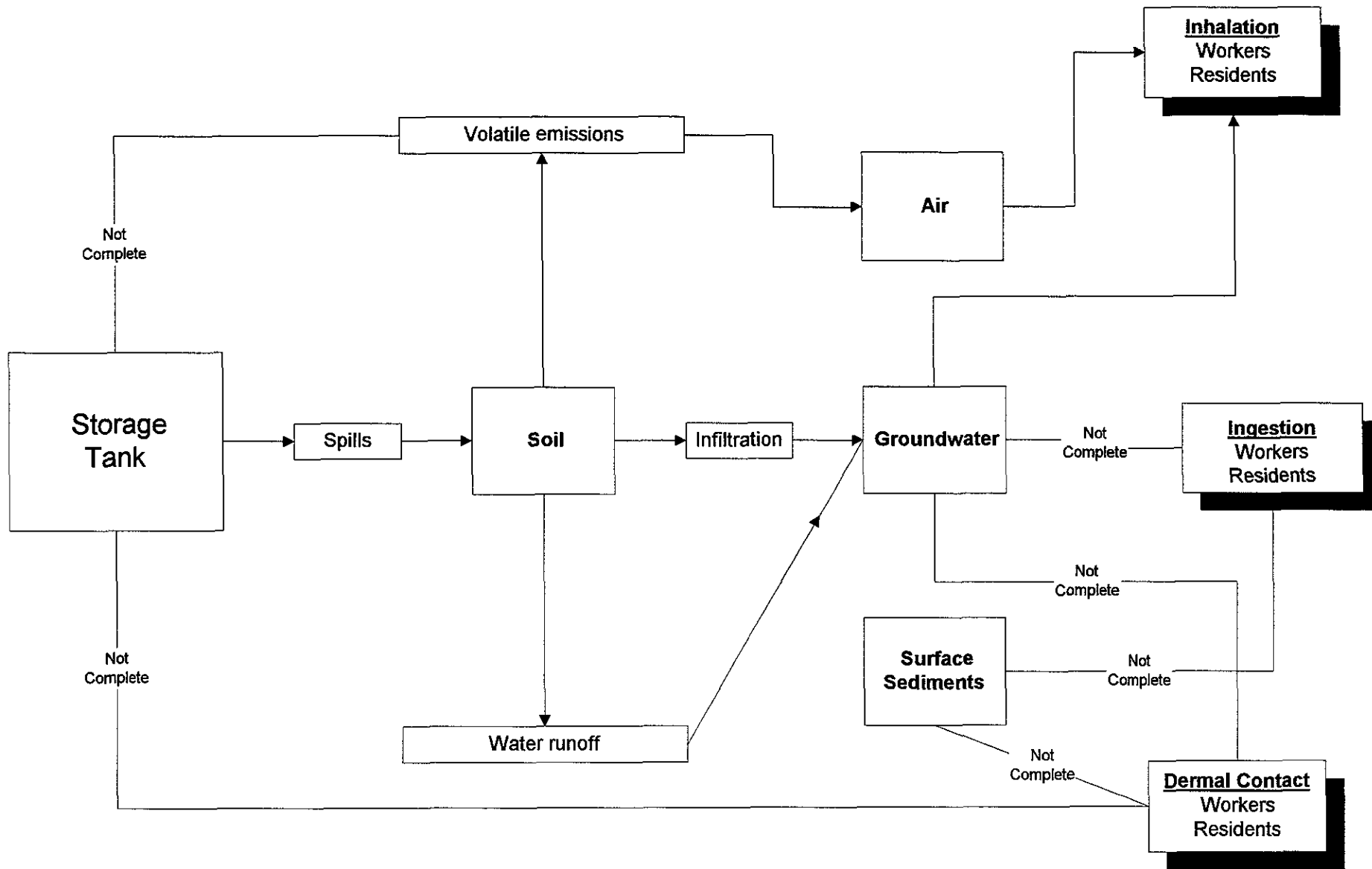
- Former UST
- Monitoring Well
- Temporary Well Location
- Soil Boring Location
- Air Sampling Location

BES
 Block Environmental Services, Inc.
 2451 Estand Way
 Pleasant Hill, CA 94523
 (925) 682-7200 Fax: 686-0399

Figure 3: Site Map With Property Use Since 1991

ONE/Former Dunne Paints
 41st Street at Adeline and Linden
 Oakland/Emerville, California

Project No. 9813 March, 2000



BES

Block Environmental Services, Inc.
 2451 Estand Way
 Pleasant Hill, CA 94523
 (925) 682-7200 Fax: 686-0399

Figure 4: Conceptual Model

One Color Communications
 1010 41st Street
 Emeryville, California 94608

March 2000

TABLES

TABLE A1: Summary of Groundwater Sampling Analyses
ONE, California Linen, and Dunne Quality Paints, Oakland/Emeryville, California
 All Concentrations in ug/L

Well No.	Date	TPH-d	TEPH (non-diesel)*	TPH-g	TPPH (non-gasoline)**	Kerosene	Mineral Spirits	Benzene	Ethylbenzene	Toluene	Total Xylenes	MTBE	Tetrachloroethylene (PCE)	Trichloroethylene (TCE)	1,1-Dichloroethylene (DCE)	Methylene Chloride
MW-B1	9/30/1991	ND < 50	-	18,000	-	29,000	-	5	250	6	980	-	ND	ND	ND	ND
	6/10/1993	-	27,000	-	57,000	-	-	ND	ND	ND	ND	-	ND	ND	ND	ND
	9/29/1993	-	-	-	-	-	43,000	ND	ND	ND	ND	-	ND	ND	ND	ND
MW-B2	6/10/1993	-	3,800	-	1,400	-	-	ND	ND	ND	ND	-	ND	ND	ND	ND
	9/29/1993	-	-	-	-	-	290,000	ND	ND	ND	ND	-	ND	ND	ND	ND
	12/10/1998	ND < 1,000	-	ND	2,400	ND < 1,000	150,000	ND	ND	ND	ND	ND < 250	ND	ND	ND	ND
	12/14/1999	-	-	-	-	-	630	-	-	-	-	-	-	-	-	-
MW-B3	6/10/1993	-	1,700	-	510	-	-	ND	ND	ND	ND	-	ND	ND	ND	ND
	9/29/1993	-	-	-	-	-	2,400	ND	ND	ND	ND	-	ND	ND	ND	ND
	12/10/1998	ND	-	ND	830	ND	120	ND	ND	ND	ND	ND < 5.0	ND	ND	ND	ND
	12/14/1999	-	-	-	-	-	ND < 50	-	-	-	-	-	-	-	-	-
MW-B4	6/10/1993	-	36,000	-	36,000	-	-	ND	ND	ND	ND	-	ND	ND	ND	ND
	9/29/1993	-	-	-	-	-	1,400	ND	ND	ND	ND	-	ND	ND	ND	ND
	12/10/1998	1,000	-	ND	2,700	ND	7,500	ND	ND	ND	ND	ND < 50	ND	ND	ND	ND
	12/14/1999	-	-	-	-	-	5,100	-	-	-	-	-	-	-	-	-
BES-1	4/21/1994	18,000	-	-	-	-	12,000	ND	ND	ND	ND	-	ND	ND	ND	ND
	12/10/1998	ND < 1,000	-	***	-	ND < 1,000	78,000	ND	ND	ND	ND	ND < 250	ND	ND	ND	ND
	12/14/1999	-	-	-	-	-	72,000	-	-	-	-	-	-	-	-	-
MW-LD4	9/30/1991	-	-	-	-	-	-	2.0	9.0	3.1	24	-	-	-	-	-
	6/10/1993	-	21,000	-	1,100	-	-	ND	ND	ND	ND	-	ND	ND	ND	ND
	9/29/1993	-	-	-	-	-	700	ND	ND	ND	ND	-	ND	ND	ND	ND
	12/10/1998	170	-	ND	83	ND	130	ND	ND	ND	ND	ND < 5.0	ND	ND	ND	ND
	12/14/1999	-	-	-	-	-	440,000	-	-	-	-	-	-	-	-	-
	1/13/2000(g)	-	-	-	-	-	630,000	-	-	-	-	-	-	-	-	-
MW-D1	8/26/1988	-	-	-	-	-	1,000	-	-	-	-	-	-	-	-	-
	1/18/1989	-	-	-	-	-	ND < 1,000	ND	ND	2.0	1.8	-	-	-	-	-
	4/24/1989	-	-	-	-	-	ND < 1,000	ND	ND	ND	1.1	-	-	-	-	-
	2/21/1990	ND	-	ND	-	ND	ND < 100	ND	0.4	ND	1.3	-	-	-	-	-
	6/10/1992	ND	-	ND	-	ND	ND < 50	ND	ND	ND	ND	-	-	-	-	-
	6/10/1993	-	220	-	230	-	-	ND	ND	ND	ND	-	ND	ND	ND	ND
	9/24/1993	ND	-	ND	-	-	ND < 50	ND	ND	ND	ND	-	-	-	-	-
	9/29/1993	-	-	-	-	-	110	ND	ND	ND	ND	-	ND	ND	ND	ND
	12/14/1999	-	-	-	-	-	ND < 50	-	-	-	-	-	-	-	-	-
MW-D2	8/26/1988	-	-	-	-	-	1,600	-	-	-	-	-	-	-	-	-
	1/18/1989	-	-	-	-	-	ND < 1,000	ND	ND	6.3	12	-	-	-	-	-
	4/24/1989	-	-	-	-	-	ND < 1,000	ND	ND	ND	7.7	-	-	-	-	-
	2/21/1990	-	-	-	-	-	300	ND	0.3	ND	1.5	-	-	-	-	-
	6/10/1992	ND	-	ND	-	-	76	ND	ND	ND	ND	-	-	-	-	-
	6/10/1993	-	9,100	-	6,200	-	-	ND	ND	ND	ND	-	ND	ND	ND	ND
	9/24/1993	ND	-	ND	-	-	ND < 50	ND	ND	ND	ND	-	-	-	-	-
	9/29/1993	-	-	-	-	-	220	ND	ND	ND	ND	-	ND	ND	ND	ND
	12/10/1998	ND	-	ND	95	ND	180	ND	ND	ND	ND	ND < 5.0	ND	ND	ND	ND
12/14/1999	-	-	-	-	-	100	-	-	-	-	-	-	-	-	-	
HP-1	12/14/1999(g)	-	-	-	-	-	21,000	-	-	-	-	-	-	-	-	-
HP-1	1/13/2000(g)	-	-	-	-	-	ND < 50	-	-	-	-	-	-	-	-	-
HP-2	1/13/2000(g)	-	-	-	-	-	67	-	-	-	-	-	-	-	-	-
HP-3	12/15/1999(g)	-	-	-	-	-	ND < 56	-	-	-	-	-	-	-	-	-
HP-4	1/13/2000(g)	-	-	-	-	-	570	-	-	-	-	-	-	-	-	-

* - Not Tested
 ND - Non Detectable

* TPH chromatogram pattern indicated a mix of TPH carbon chains not typical of the diesel range
 ** TPH chromatogram pattern indicated a mix of TPH carbon chains not typical of the gasoline range
 *** Insufficient quantity of sample for analysis
 **** Discrepancy in elevation surveys
 g Grab Sample

TABLE A1: Summary of Groundwater Sampling Analyses
ONE, California Linen, and Dunne Quality Paints, Oakland/Emeryville, California
 All Concentrations in ug/L

Well No.	Date	TPH-d	TEPH (non-diesel)*	TPH-g	TPPH (non-gasoline)**	Kerosene	Mineral Spirits	Benzene	Ethyl-benzene	Toluene	Total Xylenes	MTBE	Tetrachloro-ethylene (PCE)	Trichloro-ethylene (TCE)	1,1-Dichloro-ethylene (DCE)	Methylene Chloride	
MW-1	10/2/1989	610	-	70,000	-	-	-	2,800	2,300	2,400	4,800	-	-	-	-	-	
	2/20/1990	2,200	-	73,000	-	-	-	7,500	680	5,900	5,300	-	-	-	-	-	
	7/25/1990	ND	-	34,000	-	-	-	2,000	120	670	1,500	-	-	-	-	-	
	10/23/1990	1,100	-	50,000	-	-	-	3,300	4,200	4,000	4,700	-	-	-	-	-	
	1/28/1991	1,700	-	99,000	-	-	-	4,400	1,800	7,400	8,600	-	-	-	-	-	
	6/5/1991	560	-	23,000	-	-	-	2,000	640	1,200	2,500	-	-	-	-	-	
	8/15/1991	3,500	-	59,000	-	-	-	3,800	1,100	5,500	4,800	-	-	-	-	-	
	11/21/1991	9,800	-	47,000	-	-	-	6,000	2,200	7,200	1,000	-	-	-	-	-	
	3/18/1992	14,000	-	77,000	-	-	-	17,000	2,300	18,000	1,300	-	-	-	-	-	
	10/17/1992	ND	-	83,000	-	-	-	11,000	13,000	18,000	2,800	-	-	-	-	-	
	6/10/1993	-	11,000	38,000	-	-	-	6,700	1,600	3,700	6,500	-	ND	ND	ND	ND	ND
	9/29/1993	-	-	-	-	-	59,000	7,100	1,800	5,700	7,900	-	ND	ND	ND	ND	ND
	12/10/1998	ND	-	***	-	-	ND	4,700	5,300	1,600	1,700	3,500	ND<250	ND	ND	ND	ND
MW-2	10/2/1989	ND	-	ND	-	-	-	ND	ND	ND	ND	-	-	-	-	-	
	2/20/1990	ND	-	ND	-	-	-	ND	ND	ND	ND	-	-	-	-	-	
	7/25/1990	ND	-	ND	-	-	-	ND	ND	ND	ND	-	-	-	-	-	
	10/23/1990	ND	-	ND	-	-	-	ND	ND	ND	ND	-	-	-	-	-	
	1/28/1991	ND	-	ND	-	-	-	ND	ND	ND	ND	-	-	-	-	-	
	6/5/1991	ND	-	ND	-	-	-	ND	ND	ND	ND	-	-	-	-	-	
	8/15/1991	50	-	ND	-	-	-	ND	ND	ND	ND	-	-	-	-	-	
	11/21/1991	ND	-	ND	-	-	-	ND	ND	ND	ND	-	-	-	-	-	
	3/18/1992	ND	-	ND	-	-	-	ND	ND	1.1	3.3	-	-	-	-	-	
	10/17/1992	ND	-	ND	-	-	-	ND	ND	ND	ND	-	-	-	-	-	
	6/10/1993	ND	-	ND	-	-	-	ND	ND	ND	ND	-	ND	ND	ND	ND	
	9/29/1993	-	-	-	-	-	ND < 50	ND	ND	ND	ND	-	ND	ND	ND	ND	
	12/10/1998	ND	-	***	-	-	ND	250	75	47	33	100	ND<5.0	ND	ND	ND	

ND - Non Detectable

* TPH chromatogram pattern indicated a mix of TPH carbon chains not typical of the diesel range
 ** TPH chromatogram pattern indicated a mix of TPH carbon chains not typical of the gasoline range
 *** Insufficient quantity of sample for analysis
 **** Discrepancy in elevation surveys
 g Grab Sample

**TABLE A2: Summary of Comprehensive Site Depth to Groundwater Measurements
ONE, California Linen, Dunne Paints, Oakland/Emeryville, California**

All measurements in feet.

Well No.	Date	Depth of Well (bgs)	TOC Elevation (msl)	Depth to Water (bgs)	Ground-water Elevation (msl)	Well No.	Date	Depth of Well (bgs)	TOC Elevation (msl)	Depth to Water (bgs)	Ground-water Elevation (msl)
MW-B1	6/10/1993	19.88	49.92	6.14	43.78	MW-B1	10/20/1993	19.88	49.92	6.69	43.23
MW-B2	6/10/1993	23.35	50.77	6.75	44.02	MW-B2	10/20/1993	23.35	50.77	7.25	43.52
MW-B3	6/10/1993	20.88	49.02	6.85	42.17	MW-B3	10/20/1993	20.88	49.02	6.24	42.78
MW-B4	6/10/1993	21.50	49.74	6.00	43.74	MW-B4	10/20/1993	21.50	49.74	6.11	43.63
MW-LD4	6/10/1993	10.60	51.51	6.98	44.53	MW-LD4	10/20/1993	10.60	51.51	7.37	44.14
MW-D1	6/10/1993	12.50	50.56	5.29	45.27	MW-D1	10/20/1993	12.50	50.56	6.20	44.36
MW-D2	6/10/1993	12.55	50.56	6.25	44.31	MW-D2	10/20/1993	12.55	50.56	6.48	44.08
MW-1	6/10/1993	22.00	53.89	7.41	46.48	MW-1	10/20/1993	22.00	53.89	7.98	45.91
MW-2	6/10/1993	22.60	54.06	9.24	44.82	MW-2	10/20/1993	22.60	54.06	9.18	44.88
MW-B1	7/8/1993	19.88	49.92	6.64	43.28	MW-B1	11/23/1993	19.88	49.92	6.65	43.27
MW-B2	7/8/1993	23.35	50.77	6.91	43.86	MW-B2	11/23/1993	23.35	50.77	7.26	43.51
MW-B3	7/8/1993	20.88	49.02	6.05	42.97	MW-B3	11/23/1993	20.88	49.02	6.18	42.84
MW-B4	7/8/1993	21.50	49.74	6.14	43.60	MW-B4	11/23/1993	21.50	49.74	6.38	43.36
MW-LD4	7/8/1993	10.60	51.51	7.18	44.33	MW-LD4	11/23/1993	10.60	51.51	7.32	44.19
MW-D1	7/8/1993	12.50	50.56	5.67	44.89	MW-D1	11/23/1993	12.50	50.56	6.08	44.48
MW-D2	7/8/1993	12.55	50.56	6.37	44.19	MW-D2	11/23/1993	12.55	50.56	6.44	44.12
MW-1	7/8/1993	22.00	53.89	7.70	46.19	MW-1	11/23/1993	22.00	53.89	7.92	45.97
MW-2	7/8/1993	22.60	54.06	9.04	45.02	MW-2	11/23/1993	22.60	54.06	9.21	44.85
MW-B1	8/24/1993	19.88	49.92	6.69	43.23	MW-B2	12/10/1998	23.35	50.77	6.43	44.34
MW-B2	8/24/1993	23.35	50.77	7.22	43.55	MW-B3	12/10/1998	20.88	49.02	4.94	44.08
MW-B3	8/24/1993	20.88	49.02	6.21	42.81	MW-B4	12/10/1998	21.50	49.74	6.20	43.54
MW-B4	8/24/1993	21.50	49.74	6.34	43.40	MW-LD4	12/10/1998	10.60	51.51	6.14	45.37
MW-LD4	8/24/1993	10.60	51.51	7.31	44.20	BES-1	12/10/1998	30.00	-	10.18	-
MW-D1	8/24/1993	12.50	50.56	6.01	44.55	MW-D2	12/10/1998	12.55	50.56	5.68	44.88
MW-D2	8/24/1993	12.55	50.56	6.47	44.09	MW-1	12/10/1998	22.00	53.89	7.08	46.81
MW-1	8/24/1993	22.00	53.89	7.70	46.19	MW-2	12/10/1998	22.60	54.06	9.54	44.52
MW-2	8/24/1993	22.60	54.06	9.24	44.82						
MW-B1	9/29/1993	19.88	49.92	8.46	41.46	MW-B2	12/14/1999	23.35	50.77	6.50	44.27
MW-B2	9/29/1993	23.35	50.77	8.80	41.97	MW-B3	12/14/1999	20.88	49.02	5.08	43.94
MW-B3	9/29/1993	20.88	49.02	7.74	41.28	MW-B4	12/14/1999	21.50	49.74	6.05	43.69
MW-B4	9/29/1993	21.50	49.74	7.97	41.77	MW-LD4	12/14/1999	10.60	51.51	6.52	44.99
MW-LD4	9/29/1993	10.60	51.51	7.43	44.08	BES-1	12/14/1999	30.00	-	10.98	-
MW-D1	9/29/1993	12.50	50.56	7.69	42.87	MW-D1	12/14/1999	12.50	49.35	4.60	44.75
MW-D2	9/29/1993	12.55	50.56	7.96	42.60	MW-D2	12/14/1999	12.55	50.56	5.80	44.76
MW-1	9/29/1993	22.00	53.89	7.84	46.05						
MW-2	9/29/1993	22.60	54.06	9.39	44.67						

GROUNDWATER SAMPLING LOGS

Block Environmental Services

WATER QUALITY SAMPLING INFORMATION

Project Name ONE / Dunne
 Date 12/14/99
 Samplers Name J. Kane
 Sampling Location ONE Property, 41st Emeryville
 Sampling Method Disp. Bailer
 Analyses Requested 8015 M-TPH m.s.
 Number and Types of Sample Bottles Used 1 x 1 L Amber
 Method of Shipment Hand delivered

Well No. BES-1
 Sample No. BES-1

19.1
 .11

 11.46
 19.10

 3.056

GROUND WATER

SURFACE WATER

Well Diameter (In.) 2" Stream Width _____
 Well Depth (ft) 30' Stream Depth _____
 Depth to Water, Static (ft) 10.88 Stream Velocity _____
 Height of Water Column In Well 19.1 Rained recently? _____
 Water Volume In Well 3.06

2-inch casing = 0.16 gal/ft
 4-inch casing = 0.65 gal/ft
 5-inch casing = 1.02 gal/ft
 6-inch casing = 1.47 gal/ft

Water Volume Multipliers:

Time	Depth to water (ft)	Volume Withdrawn (gallons)	Temp. (deg. C)	Salinity (ppt)	pH (S.U.)	COND (mhos/cm)	REMARKS
16:35	10.48	1 L					

Purging: 9 gal

Block Environmental Services

WATER QUALITY SAMPLING INFORMATION

Project Name ONE/Dump
 Date 12/18/99
 Samplers Name T. Kane
 Sampling Location ONE Property, 41st St., Emeryville
 Sampling Method Disposable Beiler
 Analyses Requested 8015 M-TPH-MS.
 Number and Types of Sample Bottles Used 1 x 1 L Amber
 Method of Shipment Hand del.

Well No. MWLD-4
 Sample No. MWLD-4

GROUND WATER

SURFACE WATER

Well Diameter (In.) 4" Stream Width _____
 Well Depth (ft) 10.60 Stream Depth _____
 Depth to Water, Static (ft) 6.52 Stream Velocity _____
 Height of Water Column In Well 4.08 Rained recently? _____
 Water Volume in Well 2.65

2-inch casing = 0.16 gal/ft
 4-inch casing = 0.65 gal/ft
 5-inch casing = 1.02 gal/ft
 6-inch casing = 1.47 gal/ft

Water Volume Multipliers:

2.08
 0.65

 20.90
 24.80

 265.20

Time	Depth to water (ft)	Volume Withdrawn (gallons)	Temp. (deg. C)	Salinity (ppt)	pH (S.U.)	COND (mhos/cm)	REMARKS
16:30	6.55	1 L					


Purging: 9 gal

Block Environmental Services

WATER QUALITY SAMPLING INFORMATION

Project Name ONE / Dunne
 Date 12/14/99
 Samplers Name J. Kane
 Sampling Location 41st St Oakland
 Sampling Method Disp. Bailer
 Analyses Requested 8015 M - TPH - M.S.
 Number and Types of Sample Bottles Used 1 x 1 L Amber
 Method of Shipment Hand del.

Well No. MWD-1
 Sample No. MWD-1



GROUND WATER

SURFACE WATER

Well Diameter (in.) 4" Stream Width _____
 Well Depth (ft) 12.5 Stream Depth _____
 Depth to Water, Static (ft) 4.60 Stream Velocity _____
 Height of Water Column In Well 7.9 Rained recently? _____
 Water Volume in Well 5.35

2-inch casing = 0.16 gal/ft
 4-inch casing = 0.65 gal/ft
 5-inch casing = 1.02 gal/ft
 6-inch casing = 1.47 gal/ft

Water Volume Multipliers:

Time	Depth to water (ft)	Volume Withdrawn (gallons)	Temp. (deg. C)	Salinity (ppt)	pH (S.U.)	COND (mhos/cm)	REMARKS
16:15	5.10	1 L					Clear No Odor


Purging: 16 gals. - No color or odor

Block Environmental Services

WATER QUALITY SAMPLING INFORMATION

Project Name ONE/Dunne
 Date 12/14/99
 Samplers Name J. Kane
 Sampling Location 41st St, Oakland/Emeryville
 Sampling Method Disp Bailer
 Analyses Requested 8015 M - TPH - M.S.
 Number and Types of Sample Bottles Used 1 x 1L Amber
 Method of Shipment Hand Del.

Well No. MWD-2
 Sample No. MWD-2



GROUND WATER

SURFACE WATER

Well Diameter (In.) 4" Stream Width _____
 Well Depth (ft) 12.65 Stream Depth _____
 Depth to Water, Static (ft) 5.86 Stream Velocity _____
 Height of Water Column in Well 6.75 Rained recently? _____
 Water Volume in Well 61.39

2-inch casing = 0.16 gal/ft
 4-inch casing = 0.65 gal/ft
 5-inch casing = 1.02 gal/ft
 6-inch casing = 1.47 gal/ft

Water Volume Multipliers:

Time	Depth to water (ft)	Volume Withdrawn (gallons)	Temp. (deg. C)	Salinity (ppt)	pH (S.U.)	COND (mhos/cm)	REMARKS
14:15	5.78	1L					Clear, no Odor
14:20	5.76	1L					Clear no Odor


Purging: 15 gals

Wrong
12/14/99

WATER QUALITY SAMPLING INFORMATION

Project Name ONE/Dunne
 Date 12/14/99
 Samplers Name J. Kane
 Sampling Location 41st St. Oakland/Emeryville
 Sampling Method Disp. Bailer
 Analyses Requested 8015 M-TPH-MS.
 Number and Types of Sample Bottles Used 1 x 1L Amber
 Method of Shipment Hand del.

Well No. MWB-3
 Sample No. MWB3



GROUND WATER

SURFACE WATER

Well Diameter (in.) 2" Stream Width _____
 Well Depth (ft) 20.88 Stream Depth _____
 Depth to Water, Static (ft) 5.08 Stream Velocity _____
 Height of Water Column In Well 15.80 Rained recently? _____
 Water Volume In Well 2.53

2-inch casing = 0.16 gal/ft
 4-inch casing = 0.65 gal/ft
 5-inch casing = 1.02 gal/ft
 6-inch casing = 1.47 gal/ft

Water Volume Multipliers:

Time	Depth to water (ft)	Volume Withdrawn (gallons)	Temp. (deg. C)	Salinity (ppt)	pH (S.U.)	COND (mhos/cm)	REMARKS
16:15	5.10	1L					Clear, no color
16:50	5.12	1L					Murky, no color

Handwritten note: 16:15
16:50

Purging: 8 gal - clear

Block Environmental Services

WATER QUALITY SAMPLING INFORMATION

Project Name ONE Dunne

Well No. MWB-21

Date 12/14/99

Sample No. MWBH

Samplers Name J. Kane

Sampling Location 41st St. Oakland/Emeryville

Sampling Method 8015 M-TPH-M.S.

Analyses Requested Disp. Teflon Bailer

Number and Types of Sample Bottles Used 1 x 1 L Amber

Method of Shipment Hand del.

³
 15. ~~45~~
 16
 930
 1550
 2480

GROUND WATER

SURFACE WATER

Well Diameter (in.) 2" Stream Width _____

Well Depth (ft) 21.5 Stream Depth _____

Depth to Water, Static (ft) 6.05 Stream Velocity _____

Height of Water Column in Well 15.45 Rained recently? _____

Water Volume in Well 2.48

2-inch casing = 0.16 gal/ft
 4-inch casing = 0.65 gal/ft
 5-inch casing = 1.02 gal/ft
 6-inch casing = 1.47 gal/ft

Water Volume Multipliers:

Time	Depth to water (ft)	Volume Withdrawn (gallons)	Temp. (deg. C)	Salinity (ppt)	pH (S.U.)	COND (mhos/cm)	REMARKS
16:45	5:48	1.2					Clear Slight odor

Purging: 8 gal

Block Environmental Services

WATER QUALITY SAMPLING INFORMATION

Project Name ONE Dunne
 Date 12/14/99
 Samplers Name J. Kane
 Sampling Location 41st St Oakland/Emeryville
 Sampling Method Disp teflon beiler
 Analyses Requested 8015 M - TPH - M.S.
 Number and Types of Sample Bottles Used 1 x 1 L Amber
 Method of Shipment hand del

Well No. MWB-2
 Sample No. MWB2

4
 17
 .16

 102
 170

 2.72

GROUND WATER

SURFACE WATER

Well Diameter (in.) 2" Stream Width _____
 Well Depth (ft) 23.5 Stream Depth _____
 Depth to Water, Static (ft) 6.50 Stream Velocity _____
 Height of Water Column in Well 17 Rained recently? _____
 Water Volume in Well 2.72

2-inch casing = 0.16 gal/ft
 4-inch casing = 0.65 gal/ft
 5-inch casing = 1.02 gal/ft
 6-inch casing = 1.47 gal/ft

Water Volume Multipliers:

Time	Depth to water (ft)	Volume Withdrawn (gallons)	Temp. (deg. C)	Salinity (ppt)	pH (S.U.)	COND (mhos/cm)	REMARKS
16:40	6.45	1L					Brackish 1/4" F.P.


Purging: 1 1/2" F.P., 8 gal purge

Block Environmental Services

WATER QUALITY SAMPLING INFORMATION

Project Name ONE / Dunne
 Date 12/14/99
 Samplers Name J. Kane
 Sampling Location W side Melrose St. 15 of 21 st
 Sampling Method Stainless Steel ~~Disc~~ Tefton bailer
 Analyses Requested 6015 M-TPH-M.S.
 Number and Types of Sample Bottles Used 1 X 1L Amber
 Method of Shipment Hand Del.

Well No. HP-1
 Sample No. HP-1



GROUND WATER

SURFACE WATER

Well Diameter (in.) 3/4 Stream Width _____
 Well Depth (ft) 12 Stream Depth _____
 Depth to Water, Static (ft) 9.70 Stream Velocity _____
 Height of Water Column in Well 2.3 Rained recently? _____
 Water Volume in Well 2.4

2-inch casing = 0.16 gal/ft
 4-inch casing = 0.65 gal/ft
 5-inch casing = 1.02 gal/ft
 6-inch casing = 1.47 gal/ft

Water Volume Multipliers:


Time	Depth to water (ft)	Volume Withdrawn (gallons)	Temp. (deg. C)	Salinity (ppt)	pH (S.U.)	COND (mhos/cm)	REMARKS
15:30	9.61	1L					Silty, Brown

Purging: 1+ gal - purge vol. limited due to slow recharge

WATER QUALITY SAMPLING INFORMATION

Project Name ONE / Dunne
 Date 12/15/99
 Samplers Name J. Kane
 Sampling Location A 1st St. Emeryville
 Sampling Method Teflon bailer
 Analyses Requested 8015 M-TPH-m.s.
 Number and Types of Sample Bottles Used 1 x 1 L Amber
 Method of Shipment Hand Del.

Well No. HP-3
 Sample No. HP3



GROUND WATER

SURFACE WATER

Well Diameter (in.) 2 1/4" Stream Width _____
 Well Depth (ft) 14.85 Stream Depth _____
 Depth to Water, Static (ft) 4.85 Stream Velocity _____
 Height of Water Column in Well 10 Rained recently? _____

Water Volume in Well _____
 Water Volume Multipliers:
 2-inch casing = 0.16 gal/ft
 4-inch casing = 0.65 gal/ft
 5-inch casing = 1.02 gal/ft
 6-inch casing = 1.47 gal/ft

Time	Depth to water (ft)	Volume Withdrawn (gallons)	Temp. (deg. C)	Salinity (ppt)	pH (S.U.)	COND (mhos/cm)	REMARKS
12:15	4.85	1L					Murky - some turbidity opaque, No odor


Purging: None - recharge too slow, depth @ 10' after sample collection

Block Environmental Services

WATER QUALITY SAMPLING INFORMATION

Project Name CNE / Danne
 Date 1/13/00
 Samplers Name D. Kane
 Sampling Location Danne Property
 Sampling Method Stainless Steel Bailor
 Analyses Requested 8015 m - TPH - m.s.
 Number and Types of Sample Bottles Used 1 x 1 L Amber
 Method of Shipment hand delivered

Well No. HP-4
 Sample No. HP-21



GROUND WATER

SURFACE WATER

Well Diameter (In.) 3/4" Stream Width _____
 Well Depth (ft) 30' Stream Depth _____
 Depth to Water, Static (ft) 18' Stream Velocity _____
 Height of Water _____
 Column in Well _____ Rained recently? _____
 Water Volume in Well _____

2-inch casing = 0.16 gal/ft
 4-inch casing = 0.65 gal/ft
 5-inch casing = 1.02 gal/ft
 6-inch casing = 1.47 gal/ft

Water Volume Multipliers:

Time	Depth to water (ft)	Volume Withdrawn (gallons)	Temp. (deg. C)	Salinity (ppt)	pH (S.U.)	COND (mhos/cm)	REMARKS
11:30		1 L					Static depth NO MEASURED


Purging: None

Block Environmental Services

WATER QUALITY SAMPLING INFORMATION

Project Name ONE/Dunne
 Date 1/13/00
 Samplers Name J. Kane
 Sampling Location W side of Adeline, So of 41st
 Sampling Method Stainless steel bailer
 Analyses Requested 8015 M - TPH - m.s.
 Number and Types of Sample Bottles Used 1 x 1L Amber
 Method of Shipment hand delivered

Well No. HP-1
 Sample No. HP-1



GROUND WATER

SURFACE WATER

Well Diameter (in.) 3/4" Stream Width _____
 Well Depth (ft) 25' Stream Depth _____
 Depth to Water, Static (ft) _____ Stream Velocity _____
 Height of Water _____
 Column in Well _____ Rained recently? _____
 Water Volume in Well _____

2-inch casing = 0.16 gal/ft
 4-inch casing = 0.65 gal/ft
 5-inch casing = 1.02 gal/ft
 6-inch casing = 1.47 gal/ft

Water Volume Multipliers:

Time	Depth to water (ft)	Volume Withdrawn (gallons)	Temp. (deg. C)	Salinity (ppt)	pH (S.U.)	COND (mhos/cm)	REMARKS
10:30	22	1L					Did not measure static depth

Purging: None

LABORATORY DATA REPORTS

Block Environmental
2455 Estand Way
Pleasant Hill, CA 94523

Attn.: Mr. Jeff Kane

Project: 9813
ONE/ Dunne

Dear Jeff,

Attached is our report for your samples received on Wednesday December 15, 1999
This report has been reviewed and approved for release. Reproduction of this report
is permitted only in its entirety.

Please note that any unused portion of the samples will be discarded after January 14, 2000
unless you have requested otherwise. We appreciate the opportunity to be of service to you.
If you have any questions, please call me at (925) 484-1919

Sincerely,



Surinder Sidhu

Total Extractable Petroleum Hydrocarbons (TEPH)

Block Environmental	<input checked="" type="checkbox"/> 2455 Estand Way Pleasant Hill, CA 94523
Attn: Jeff Kane	Phone: (925) 686-3215 Fax: (925) 686-0399
Project #: 9813	Project: ONE/ Dunne

Samples Reported

Sample ID	Matrix	Date Sampled	Lab #
HP-1	Water	12/14/1999 15:30	1
BES-1	Water	12/14/1999 16:35	2
MWD-1	Water	12/14/1999 16:15	3
MWD-2	Water	12/14/1999 16:20	4
MWLD 4	Water	12/14/1999 16:30	5
MWB2	Water	12/14/1999 16:40	6
MWB3	Water	12/14/1999 16:50	7
MWB4	Water	12/14/1999 16:45	8

CHROMALAB, INC.

Submission #: 1999-12-0270

Environmental Services (SDB)

To: **Block Environmental**

Test Method: 8015m

Attn.: Jeff Kane

Prep Method: 3510/8015M

Total Extractable Petroleum Hydrocarbons (TEPH)

Sample ID: HP-1	Lab Sample ID: 1999-12-0270-001
Project: 9813 ONE/ Dunne	Received: 12/15/1999 16:18
Sampled: 12/14/1999 15:30	Extracted: 12/21/1999 09:00
Matrix: Water	QC-Batch: 1999/12/21-03.10

Compound	Result	Rep.Limit	Units	Dilution	Analyzed	Flag
Mineral spirits	21000	250	ug/L	5.00	12/22/1999 13:03	
<i>Surrogate(s)</i> o-Terphenyl	96.0	60-130	%	5.00	12/22/1999 13:03	

1220 Quarry Lane * Pleasanton, CA 94566-4756

Telephone: (925) 484-1919 * Facsimile: (925) 484-1096

CHROMALAB, INC.

Submission #: 1999-12-0270

Environmental Services (SDB)

To: **Block Environmental**

Test Method: 8015m

Attn.: Jeff Kane

Prep Method: 3510/8015M

Total Extractable Petroleum Hydrocarbons (TEPH)

Sample ID: BES-1	Lab Sample ID: 1999-12-0270-002
Project: 9813 ONE/ Dunne	Received: 12/15/1999 16:18
Sampled: 12/14/1999 16:35	Extracted: 12/21/1999 09:00
Matrix: Water	QC-Batch: 1999/12/21-03.10

Compound	Result	Rep.Limit	Units	Dilution	Analyzed	Flag
Mineral spirits	72000	1000	ug/L	20.00	12/23/1999 04:16	
<i>Surrogate(s)</i> o-Terphenyl	126.2	60-130	%	20.00	12/23/1999 04:16	

1220 Quarry Lane * Pleasanton, CA 94566-4756

Telephone: (925) 484-1919 * Facsimile: (925) 484-1096

CHROMALAB, INC.

Submission #: 1999-12-0270

Environmental Services (SDB)

To: **Block Environmental**

Test Method: 8015m

Attn.: Jeff Kane

Prep Method: 3510/8015M

Total Extractable Petroleum Hydrocarbons (TEPH)

Sample ID: MWD-1	Lab Sample ID: 1999-12-0270-003
Project: 9813 ONE/ Dunne	Received: 12/15/1999 16:18
Sampled: 12/14/1999 16:15	Extracted: 12/21/1999 09:00
Matrix: Water	QC-Batch: 1999/12/21-03.10

Compound	Result	Rep.Limit	Units	Dilution	Analyzed	Flag
Mineral spirits	ND	50	ug/L	1.00	12/22/1999 02:41	
Surrogate(s) o-Terphenyl	96.5	60-130	%	1.00	12/22/1999 02:41	

1220 Quarry Lane * Pleasanton, CA 94566-4756

Telephone: (925) 484-1919 * Facsimile: (925) 484-1096

CHROMALAB, INC.

Environmental Services (SDB)

Submission #: 1999-12-0270

To: **Block Environmental**

Test Method: 8015m

Attn.: Jeff Kane

Prep Method: 3510/8015M

Total Extractable Petroleum Hydrocarbons (TEPH)

Sample ID: MWD-2	Lab Sample ID: 1999-12-0270-004
Project: 9813 ONE/ Dunne	Received: 12/15/1999 16:18
Sampled: 12/14/1999 16:20	Extracted: 12/21/1999 09:00
Matrix: Water	QC-Batch: 1999/12/21-03.10

Compound	Result	Rep.Limit	Units	Dilution	Analyzed	Flag
Mineral spirits	100	50	ug/L	1.00	12/22/1999 03:17	
Surrogate(s) o-Terphenyl	95.8	60-130	%	1.00	12/22/1999 03:17	

1220 Quarry Lane * Pleasanton, CA 94566-4756

Telephone: (925) 484-1919 * Facsimile: (925) 484-1096

CHROMALAB, INC.

Submission #: 1999-12-0270

Environmental Services (SDB)

To: **Block Environmental**

Test Method: 8015m

Attn.: Jeff Kane

Prep Method: 3510/8015M

Total Extractable Petroleum Hydrocarbons (TEPH)

Sample ID: MWLD 4	Lab Sample ID: 1999-12-0270-005
Project: 9813 ONE/ Dunne	Received: 12/15/1999 16:18
Sampled: 12/14/1999 16:30	Extracted: 12/21/1999 09:00
Matrix: Water	QC-Batch: 1999/12/21-03.10
Sample/Analysis Flag: sdo (See Legend & Note section)	

Compound	Result	Rep.Limit	Units	Dilution	Analyzed	Flag
Mineral spirits	440000	10000	ug/L	200.00	12/22/1999 16:07	
<i>Surrogate(s)</i> o-Terphenyl	ND	60-130	ug/L	200.00	12/22/1999 16:07	

1220 Quarry Lane * Pleasanton, CA 94566-4756

Telephone: (925) 484-1919 * Facsimile: (925) 484-1096

CHROMALAB, INC.

Environmental Services (SDB)

Submission #: 1999-12-0270

To: **Block Environmental**

Test Method: 8015m

Attn.: Jeff Kane

Prep Method: 3510/8015M

Total Extractable Petroleum Hydrocarbons (TEPH)

Sample ID: MWB2	Lab Sample ID: 1999-12-0270-006
Project: 9813 ONE/ Dunne	Received: 12/15/1999 16:18
Sampled: 12/14/1999 16:40	Extracted: 12/21/1999 09:00
Matrix: Water	QC-Batch: 1999/12/21-03.10

Compound	Result	Rep.Limit	Units	Dilution	Analyzed	Flag
Mineral spirits	630	50	ug/L	1.00	12/22/1999 16:43	
Surrogate(s) o-Terphenyl	94.8	60-130	%	1.00	12/22/1999 16:43	

1220 Quarry Lane * Pleasanton, CA 94566-4756

Telephone: (925) 484-1919 * Facsimile: (925) 484-1096

CHROMALAB, INC.

Submission #: 1999-12-0270

Environmental Services (SDB)

To: **Block Environmental**

Test Method: 8015m

Attn.: Jeff Kane

Prep Method: 3510/8015M

Total Extractable Petroleum Hydrocarbons (TEPH)

Sample ID: MWB3	Lab Sample ID: 1999-12-0270-007
Project: 9813 ONE/ Dunne	Received: 12/15/1999 16:18
Sampled: 12/14/1999 16:50	Extracted: 12/21/1999 09:00
Matrix: Water	QC-Batch: 1999/12/21-03.10

Compound	Result	Rep.Limit	Units	Dilution	Analyzed	Flag
Mineral spirits	ND	50	ug/L	1.00	12/22/1999 08:47	
<i>Surrogate(s)</i> o-Terphenyl	95.3	60-130	%	1.00	12/22/1999 08:47	

1220 Quarry Lane * Pleasanton, CA 94566-4756

Telephone: (925) 484-1919 * Facsimile: (925) 484-1096

CHROMALAB, INC.

Submission #: 1999-12-0270

Environmental Services (SDB)

To: **Block Environmental**

Test Method: 8015m

Attn.: Jeff Kane

Prep Method: 3510/8015M

Total Extractable Petroleum Hydrocarbons (TEPH)

Sample ID: MWB4	Lab Sample ID: 1999-12-0270-008
Project: 9813 ONE/ Dunne	Received: 12/15/1999 16:18
Sampled: 12/14/1999 16:45	Extracted: 12/21/1999 09:00
Matrix: Water	QC-Batch: 1999/12/21-03.10

Compound	Result	Rep.Limit	Units	Dilution	Analyzed	Flag
Mineral spirits	5100	100	ug/L	2.00	12/23/1999 04:52	
<i>Surrogate(s)</i> o-Terphenyl	100.2	60-130	%	2.00	12/23/1999 04:52	

1220 Quarry Lane * Pleasanton, CA 94566-4756

Telephone: (925) 484-1919 * Facsimile: (925) 484-1096

Environmental Services (SDB)

To: **Block Environmental**
Attn.: Jeff Kane

Test Method: 8015m
Prep Method: 3510/8015M

Batch QC Report
Total Extractable Petroleum Hydrocarbons (TEPH)

Method Blank	Water	QC Batch # 1999/12/21-03.10
MB: 1999/12/21-03.10-001		Date Extracted: 12/21/1999 09:00

Compound	Result	Rep.Limit	Units	Analyzed	Flag
Diesel	ND	50	ug/L	12/21/1999 23:37	
Mineral spirits	ND	50	ug/L	12/21/1999 23:37	
Surrogate(s)					
o-Terphenyl	96.0	60-130	%	12/21/1999 23:37	

Environmental Services (SDB)

To: **Block Environmental**

Test Method: 8015m

Attn: Jeff Kane

Prep Method: 3510/8015M

Batch QC Report

Total Extractable Petroleum Hydrocarbons (TEPH)

Laboratory Control Spike (LCS/LCSD)		Water	QC Batch # 1999/12/21-03.10	
LCS:	1999/12/21-03.10-002	Extracted:	12/21/1999 09:00	Analyzed: 12/22/1999 00:14
LCSD:	1999/12/21-03.10-003	Extracted:	12/21/1999 09:00	Analyzed: 12/22/1999 00:51

Compound	Conc. [ug/L]		Exp.Conc. [ug/L]		Recovery [%]		RPD	Ctrl. Limits [%]		Flags	
	LCS	LCSD	LCS	LCSD	LCS	LCSD		Recovery	RPD	LCS	LCSD
Diesel	1110	1060	1250	1250	88.8	84.8	4.6	60-130	25		
Surrogate(s)											
o-Terphenyl	22.7	22.3	20.0	20.0	113.5	111.5		60-130			

Environmental Services (SDB)

To: **Block Environmental**

Test Method: 8015m

Attn: Jeff Kane

Prep Method: 3510/8015M

Legend & Notes

Total Extractable Petroleum Hydrocarbons (TEPH)

Analysis Flags

sdo

Surrogate(s) diluted out

Block Environmental
2455 Estand Way
Pleasant Hill, CA 94523

Attn.: Mr. Jeff Kane

Project: 9813
One / Dunne

Dear Jeff,

Attached is our report for your samples received on Thursday December 16, 1999
This report has been reviewed and approved for release. Reproduction of this report
is permitted only in its entirety.

Please note that any unused portion of the samples will be discarded after January 15, 2000
unless you have requested otherwise. We appreciate the opportunity to be of service to you.
If you have any questions, please call me at (925) 484-1919

Sincerely,



Surinder Sidhu

Environmental Services (SDB)

Volatile Organic Compounds

Block Environmental	☒ 2455 Estand Way Pleasant Hill, CA 94523
Attn: Jeff Kane	Phone: (925) 686-3215 Fax: (925) 686-0399
Project #: 9813	Project: One / Dunne

Samples Reported

Sample ID	Matrix	Date Sampled	Lab #
DV 3	Soil	12/15/1999 18:50	3

Environmental Services (SDB)

To: **Block Environmental**

Test Method: 8260A

Attn.: Jeff Kane

Prep Method: 5030

Volatile Organic Compounds

Sample ID: DV 3	Lab Sample ID: 1999-12-0305-003
Project: 9813 One / Dunne	Received: 12/16/1999 11:41
Sampled: 12/15/1999 18:50	Extracted: 12/20/1999 22:13
Matrix: Soil	QC-Batch: 1999/12/20-01.09

Compound	Result	Rep.Limit	Units	Dilution	Analyzed	Flag
Acetone	55	50	ug/Kg	1.00	12/20/1999 22:13	
Benzene	ND	5.0	ug/Kg	1.00	12/20/1999 22:13	
Bromodichloromethane	ND	5.0	ug/Kg	1.00	12/20/1999 22:13	
Bromoform	ND	5.0	ug/Kg	1.00	12/20/1999 22:13	
Bromomethane	ND	10	ug/Kg	1.00	12/20/1999 22:13	
Carbon tetrachloride	ND	5.0	ug/Kg	1.00	12/20/1999 22:13	
Chlorobenzene	ND	5.0	ug/Kg	1.00	12/20/1999 22:13	
Chloroethane	ND	10	ug/Kg	1.00	12/20/1999 22:13	
2-Butanone(MEK)	ND	50	ug/Kg	1.00	12/20/1999 22:13	
2-Chloroethylvinyl ether	ND	50	ug/Kg	1.00	12/20/1999 22:13	
Chloroform	ND	5.0	ug/Kg	1.00	12/20/1999 22:13	
Chloromethane	ND	10	ug/Kg	1.00	12/20/1999 22:13	
Dibromochloromethane	ND	5.0	ug/Kg	1.00	12/20/1999 22:13	
1,2-Dichlorobenzene	ND	5.0	ug/Kg	1.00	12/20/1999 22:13	
1,3-Dichlorobenzene	ND	5.0	ug/Kg	1.00	12/20/1999 22:13	
1,4-Dichlorobenzene	ND	5.0	ug/Kg	1.00	12/20/1999 22:13	
1,2-Dibromo-3-chloropropane	ND	50	ug/Kg	1.00	12/20/1999 22:13	
1,2-Dibromoethane	ND	10	ug/Kg	1.00	12/20/1999 22:13	
Dibromomethane	ND	10	ug/Kg	1.00	12/20/1999 22:13	
Dichlorodifluoromethane	ND	10	ug/Kg	1.00	12/20/1999 22:13	
1,1-Dichloroethane	ND	5.0	ug/Kg	1.00	12/20/1999 22:13	
1,2-Dichloroethane	ND	5.0	ug/Kg	1.00	12/20/1999 22:13	
1,1-Dichloroethene	ND	5.0	ug/Kg	1.00	12/20/1999 22:13	
cis-1,2-Dichloroethene	ND	5.0	ug/Kg	1.00	12/20/1999 22:13	
trans-1,2-Dichloroethene	ND	5.0	ug/Kg	1.00	12/20/1999 22:13	
1,2-Dichloropropane	ND	5.0	ug/Kg	1.00	12/20/1999 22:13	
cis-1,3-Dichloropropene	ND	5.0	ug/Kg	1.00	12/20/1999 22:13	
trans-1,3-Dichloropropene	ND	5.0	ug/Kg	1.00	12/20/1999 22:13	
Ethylbenzene	ND	5.0	ug/Kg	1.00	12/20/1999 22:13	
2-Hexanone	ND	50	ug/Kg	1.00	12/20/1999 22:13	
Methylene chloride	ND	5.0	ug/Kg	1.00	12/20/1999 22:13	
4-Methyl-2-pentanone (MIBK)	ND	50	ug/Kg	1.00	12/20/1999 22:13	
Naphthalene	ND	10	ug/Kg	1.00	12/20/1999 22:13	
Styrene	ND	5.0	ug/Kg	1.00	12/20/1999 22:13	
1,1,2,2-Tetrachloroethane	ND	5.0	ug/Kg	1.00	12/20/1999 22:13	

1220 Quarry Lane * Pleasanton, CA 94566-4756

Telephone: (925) 484-1919 * Facsimile: (925) 484-1096

Environmental Services (SDB)

To: **Block Environmental**
 Attn.: Jeff Kane

Test Method: 8260A
 Prep Method: 5030

Volatile Organic Compounds

Sample ID: DV 3	Lab Sample ID: 1999-12-0305-003
Project: 9813 One / Dunne	Received: 12/16/1999 11:41
Sampled: 12/15/1999 18:50	Extracted: 12/20/1999 22:13
Matrix: Soil	QC-Batch: 1999/12/20-01.09

Compound	Result	Rep.Limit	Units	Dilution	Analyzed	Flag
Tetrachloroethene	ND	5.0	ug/Kg	1.00	12/20/1999 22:13	
Toluene	ND	5.0	ug/Kg	1.00	12/20/1999 22:13	
1,1,1-Trichloroethane	ND	5.0	ug/Kg	1.00	12/20/1999 22:13	
1,1,2-Trichloroethane	ND	5.0	ug/Kg	1.00	12/20/1999 22:13	
Trichloroethene	ND	5.0	ug/Kg	1.00	12/20/1999 22:13	
1,1,1,2-Tetrachloroethane	ND	5.0	ug/Kg	1.00	12/20/1999 22:13	
Vinyl acetate	ND	50	ug/Kg	1.00	12/20/1999 22:13	
Vinyl chloride	ND	5.0	ug/Kg	1.00	12/20/1999 22:13	
Total xylenes	ND	10	ug/Kg	1.00	12/20/1999 22:13	
Trichlorotrifluoroethane	ND	5.0	ug/Kg	1.00	12/20/1999 22:13	
Carbon disulfide	ND	5.0	ug/Kg	1.00	12/20/1999 22:13	
Isopropylbenzene	ND	5.0	ug/Kg	1.00	12/20/1999 22:13	
Bromobenzene	ND	5.0	ug/Kg	1.00	12/20/1999 22:13	
Bromochloromethane	ND	20	ug/Kg	1.00	12/20/1999 22:13	
Trichlorofluoromethane	ND	5.0	ug/Kg	1.00	12/20/1999 22:13	
Surrogate(s)						
4-Bromofluorobenzene	108.8	74-121	%	1.00	12/20/1999 22:13	
1,2-Dichloroethane-d4	99.4	70-121	%	1.00	12/20/1999 22:13	
Toluene-d8	90.1	81-117	%	1.00	12/20/1999 22:13	

Environmental Services (SDB)

To: **Block Environmental**

Test Method: 8260A

Attn.: Jeff Kane

Prep Method: 5030

Batch QC Report
Volatile Organic Compounds

Method Blank	Soil	QC Batch # 1999/12/20-01.09
MB: 1999/12/20-01.09-001		Date Extracted: 12/20/1999 11:50

Compound	Result	Rep.Limit	Units	Analyzed	Flag
Acetone	ND	50	ug/Kg	12/20/1999 11:50	
Benzene	ND	5.0	ug/Kg	12/20/1999 11:50	
Bromodichloromethane	ND	5.0	ug/Kg	12/20/1999 11:50	
Bromoform	ND	5.0	ug/Kg	12/20/1999 11:50	
Bromomethane	ND	10.0	ug/Kg	12/20/1999 11:50	
Carbon tetrachloride	ND	5.0	ug/Kg	12/20/1999 11:50	
Chlorobenzene	ND	5.0	ug/Kg	12/20/1999 11:50	
Chloroethane	ND	10	ug/Kg	12/20/1999 11:50	
2-Butanone(MEK)	ND	50	ug/Kg	12/20/1999 11:50	
2-Chloroethylvinyl ether	ND	50	ug/Kg	12/20/1999 11:50	
Chloroform	ND	5.0	ug/Kg	12/20/1999 11:50	
Chloromethane	ND	10	ug/Kg	12/20/1999 11:50	
Dibromochloromethane	ND	5.0	ug/Kg	12/20/1999 11:50	
1,2-Dichlorobenzene	ND	5.0	ug/Kg	12/20/1999 11:50	
1,3-Dichlorobenzene	ND	5.0	ug/Kg	12/20/1999 11:50	
1,4-Dichlorobenzene	ND	5.0	ug/Kg	12/20/1999 11:50	
1,2-Dibromo-3-chloropropane	ND	50	ug/Kg	12/20/1999 11:50	
1,2-Dibromoethane	ND	10	ug/Kg	12/20/1999 11:50	
Dibromomethane	ND	10	ug/Kg	12/20/1999 11:50	
Dichlorodifluoromethane	ND	10	ug/Kg	12/20/1999 11:50	
1,1-Dichloroethane	ND	5.0	ug/Kg	12/20/1999 11:50	
1,2-Dichloroethane	ND	5.0	ug/Kg	12/20/1999 11:50	
1,1-Dichloroethene	ND	5.0	ug/Kg	12/20/1999 11:50	
cis-1,2-Dichloroethene	ND	5.0	ug/Kg	12/20/1999 11:50	
trans-1,2-Dichloroethene	ND	5.0	ug/Kg	12/20/1999 11:50	
1,2-Dichloropropane	ND	5.0	ug/Kg	12/20/1999 11:50	
cis-1,3-Dichloropropene	ND	5.0	ug/Kg	12/20/1999 11:50	
trans-1,3-Dichloropropene	ND	5.0	ug/Kg	12/20/1999 11:50	
Ethylbenzene	ND	5.0	ug/Kg	12/20/1999 11:50	
2-Hexanone	ND	50	ug/Kg	12/20/1999 11:50	
Methylene chloride	ND	5.0	ug/Kg	12/20/1999 11:50	
4-Methyl-2-pentanone (MIBK)	ND	50	ug/Kg	12/20/1999 11:50	
Naphthalene	ND	10	ug/Kg	12/20/1999 11:50	
Styrene	ND	5.0	ug/Kg	12/20/1999 11:50	
1,1,2,2-Tetrachloroethane	ND	5.0	ug/Kg	12/20/1999 11:50	
Tetrachloroethene	ND	5.0	ug/Kg	12/20/1999 11:50	
Toluene	ND	5.0	ug/Kg	12/20/1999 11:50	

1220 Quarry Lane * Pleasanton, CA 94566-4756

Telephone: (925) 484-1919 * Facsimile: (925) 484-1096

Environmental Services (SDB)

To: **Block Environmental**
 Attn.: Jeff Kane

Test Method: 8260A
 Prep Method: 5030

Batch QC Report
 Volatile Organic Compounds

Method Blank	Soil	QC Batch # 1999/12/20-01.09
MB: 1999/12/20-01.09-001		Date Extracted: 12/20/1999 11:50

Compound	Result	Rep.Limit	Units	Analyzed	Flag
1,1,1-Trichloroethane	ND	5.0	ug/Kg	12/20/1999 11:50	
1,1,2-Trichloroethane	ND	5.0	ug/Kg	12/20/1999 11:50	
Trichloroethene	ND	5.0	ug/Kg	12/20/1999 11:50	
1,1,1,2-Tetrachloroethane	ND	5.0	ug/Kg	12/20/1999 11:50	
Vinyl acetate	ND	50	ug/Kg	12/20/1999 11:50	
Vinyl chloride	ND	5.0	ug/Kg	12/20/1999 11:50	
Total xylenes	ND	10	ug/Kg	12/20/1999 11:50	
Trichlorotrifluoroethane	ND	5.0	ug/Kg	12/20/1999 11:50	
Carbon disulfide	ND	5.0	ug/Kg	12/20/1999 11:50	
Isopropylbenzene	ND	5.0	ug/Kg	12/20/1999 11:50	
Bromobenzene	ND	5.0	ug/Kg	12/20/1999 11:50	
Bromochloromethane	ND	20	ug/Kg	12/20/1999 11:50	
Trichlorofluoromethane	ND	5.0	ug/Kg	12/20/1999 11:50	
Surrogate(s)					
4-Bromofluorobenzene	102.0	74-121	%	12/20/1999 11:50	
1,2-Dichloroethane-d4	80.0	70-121	%	12/20/1999 11:50	
Toluene-d8	90.8	81-117	%	12/20/1999 11:50	

Environmental Services (SDB)

To: **Block Environmental**

Test Method: 8260A

Attn: Jeff Kane

Prep Method: 5030

Batch QC Report

Volatile Organic Compounds

Laboratory Control Spike (LCS/LCSD)	Soil	QC Batch # 1999/12/20-01.09
LCS: 1999/12/20-01.09-002	Extracted: 12/20/1999 12:29	Analyzed: 12/20/1999 12:29
LCSD: 1999/12/20-01.09-003	Extracted: 12/20/1999 13:13	Analyzed: 12/20/1999 13:13

Compound	Conc. [ug/Kg]		Exp.Conc. [ug/Kg]		Recovery [%]		RPD [%]	Ctrl. Limits [%]		Flags	
	LCS	LCSD	LCS	LCSD	LCS	LCSD		Recovery	RPD	LCS	LCSD
Benzene	86.8	90.9	100.0	100.0	86.8	90.9	4.6	69-129	20		
Chlorobenzene	107	111	100.0	100.0	107.0	111.0	3.7	61-121	20		
1,1-Dichloroethene	88.2	86.5	100.0	100.0	88.2	86.5	1.9	65-125	20		
Toluene	84.8	88.6	100.0	100.0	84.8	88.6	4.4	70-130	20		
Trichloroethene	79.6	85.1	100.0	100.0	79.6	85.1	6.7	74-134	20		
Surrogate(s)											
4-Bromofluorobenzene	529	527	500	500	105.8	105.4		74-121			
1,2-Dichloroethane-d4	398	410	500	500	79.6	82.0		70-121			
Toluene-d8	452	443	500	500	90.4	88.6		81-117			

Environmental Services (SDB)

Semi-volatile Organic Compounds

Block Environmental	☒ 2455 Estand Way Pleasant Hill, CA 94523
Attn: Jeff Kane	Phone: (925) 686-3215 Fax: (925) 686-0399
Project #: 9813	Project: One / Dunne

Samples Reported

Sample ID	Matrix	Date Sampled	Lab #
DV 3	Soil	12/15/1999 18:50	3

Environmental Services (SDB)

To: **Block Environmental**

Test Method: 8270A

Attn.: Jeff Kane

Prep Method: 3550/8270A

Semi-volatile Organic Compounds

Sample ID: DV 3	Lab Sample ID: 1999-12-0305-003
Project: 9813 One / Dunne	Received: 12/16/1999 11:41
Sampled: 12/15/1999 18:50	Extracted: 12/22/1999 12:35
Matrix: Soil	QC-Batch: 1999/12/22-01.11

Compound	Result	Rep.Limit	Units	Dilution	Analyzed	Flag
Phenol	ND	0.10	mg/Kg	1.00	12/23/1999 04:51	
Bis(2-chloroethyl)ether	ND	0.10	mg/Kg	1.00	12/23/1999 04:51	
2-Chlorophenol	ND	0.10	mg/Kg	1.00	12/23/1999 04:51	
1,3-Dichlorobenzene	ND	0.10	mg/Kg	1.00	12/23/1999 04:51	
1,4-Dichlorobenzene	ND	0.10	mg/Kg	1.00	12/23/1999 04:51	
Benzyl alcohol	ND	0.20	mg/Kg	1.00	12/23/1999 04:51	
1,2-Dichlorobenzene	ND	0.10	mg/Kg	1.00	12/23/1999 04:51	
2-Methylphenol	ND	0.10	mg/Kg	1.00	12/23/1999 04:51	
Bis(2-chloroisopropyl) ether	ND	0.10	mg/Kg	1.00	12/23/1999 04:51	
4-Methylphenol	ND	0.20	mg/Kg	1.00	12/23/1999 04:51	
N-Nitroso-di-n-propylamine	ND	0.10	mg/Kg	1.00	12/23/1999 04:51	
Hexachloroethane	ND	0.10	mg/Kg	1.00	12/23/1999 04:51	
Nitrobenzene	ND	0.10	mg/Kg	1.00	12/23/1999 04:51	
Isophorone	ND	0.10	mg/Kg	1.00	12/23/1999 04:51	
2-Nitrophenol	ND	0.10	mg/Kg	1.00	12/23/1999 04:51	
2,4-Dimethylphenol	ND	0.10	mg/Kg	1.00	12/23/1999 04:51	
Bis(2-chloroethoxy) methane	ND	0.10	mg/Kg	1.00	12/23/1999 04:51	
2,4-Dichlorophenol	ND	0.10	mg/Kg	1.00	12/23/1999 04:51	
1,2,4-Trichlorobenzene	ND	0.10	mg/Kg	1.00	12/23/1999 04:51	
Naphthalene	ND	0.10	mg/Kg	1.00	12/23/1999 04:51	
4-Chloroaniline	ND	0.20	mg/Kg	1.00	12/23/1999 04:51	
Hexachlorobutadiene	ND	0.10	mg/Kg	1.00	12/23/1999 04:51	
4-Chloro-3-methylphenol	ND	0.20	mg/Kg	1.00	12/23/1999 04:51	
2-Methylnaphthalene	ND	0.10	mg/Kg	1.00	12/23/1999 04:51	
Hexachlorocyclopentadiene	ND	0.10	mg/Kg	1.00	12/23/1999 04:51	
2,4,6-Trichlorophenol	ND	0.10	mg/Kg	1.00	12/23/1999 04:51	
2,4,5-Trichlorophenol	ND	0.10	mg/Kg	1.00	12/23/1999 04:51	
2-Chloronaphthalene	ND	0.10	mg/Kg	1.00	12/23/1999 04:51	
2-Nitroaniline	ND	0.50	mg/Kg	1.00	12/23/1999 04:51	
Dimethyl phthalate	ND	0.50	mg/Kg	1.00	12/23/1999 04:51	
Acenaphthylene	ND	0.10	mg/Kg	1.00	12/23/1999 04:51	
3-Nitroaniline	ND	0.10	mg/Kg	1.00	12/23/1999 04:51	
Acenaphthene	ND	0.10	mg/Kg	1.00	12/23/1999 04:51	
2,4-Dinitrophenol	ND	0.50	mg/Kg	1.00	12/23/1999 04:51	
4-Nitrophenol	ND	0.50	mg/Kg	1.00	12/23/1999 04:51	

1220 Quarry Lane * Pleasanton, CA 94566-4756

Telephone: (925) 484-1919 * Facsimile: (925) 484-1096

Environmental Services (SDB)

To: **Block Environmental**

Test Method: 8270A

Attn.: Jeff Kane

Prep Method: 3550/8270A

Semi-volatile Organic Compounds

Sample ID: DV 3	Lab Sample ID: 1999-12-0305-003
Project: 9813 One / Dunne	Received: 12/16/1999 11:41
Sampled: 12/15/1999 18:50	Extracted: 12/22/1999 12:35
Matrix: Soil	QC-Batch: 1999/12/22-01.11

Compound	Result	Rep.Limit	Units	Dilution	Analyzed	Flag
Dibenzofuran	ND	0.10	mg/Kg	1.00	12/23/1999 04:51	
2,4-Dinitrotoluene	ND	0.10	mg/Kg	1.00	12/23/1999 04:51	
2,6-Dinitrotoluene	ND	0.20	mg/Kg	1.00	12/23/1999 04:51	
Diethyl phthalate	ND	0.50	mg/Kg	1.00	12/23/1999 04:51	
4-Chlorophenyl phenyl ether	ND	0.10	mg/Kg	1.00	12/23/1999 04:51	
Fluorene	ND	0.10	mg/Kg	1.00	12/23/1999 04:51	
4-Nitroaniline	ND	0.50	mg/Kg	1.00	12/23/1999 04:51	
2-Methyl-4,6-dinitrophenol	ND	0.50	mg/Kg	1.00	12/23/1999 04:51	
N-Nitrosodiphenylamine	ND	0.10	mg/Kg	1.00	12/23/1999 04:51	
4-Bromophenyl phenyl ether	ND	0.10	mg/Kg	1.00	12/23/1999 04:51	
Hexachlorobenzene	ND	0.10	mg/Kg	1.00	12/23/1999 04:51	
Pentachlorophenol	ND	0.50	mg/Kg	1.00	12/23/1999 04:51	
Phenanthrene	ND	0.10	mg/Kg	1.00	12/23/1999 04:51	
Anthracene	ND	0.10	mg/Kg	1.00	12/23/1999 04:51	
Di-n-butyl phthalate	ND	2.0	mg/Kg	1.00	12/23/1999 04:51	
Fluoranthene	ND	0.10	mg/Kg	1.00	12/23/1999 04:51	
Pyrene	ND	0.10	mg/Kg	1.00	12/23/1999 04:51	
Butyl benzyl phthalate	ND	0.50	mg/Kg	1.00	12/23/1999 04:51	
3,3-Dichlorobenzidine	ND	0.20	mg/Kg	1.00	12/23/1999 04:51	
Benzo(a)anthracene	ND	0.10	mg/Kg	1.00	12/23/1999 04:51	
bis(2-Ethylhexyl) phthalate	ND	0.50	mg/Kg	1.00	12/23/1999 04:51	
Chrysene	ND	0.10	mg/Kg	1.00	12/23/1999 04:51	
Di-n-octyl phthalate	ND	0.50	mg/Kg	1.00	12/23/1999 04:51	
Benzo(b)fluoranthene	ND	0.10	mg/Kg	1.00	12/23/1999 04:51	
Benzo(k)fluoranthene	ND	0.20	mg/Kg	1.00	12/23/1999 04:51	
Benzo(a)pyrene	ND	0.020	mg/Kg	1.00	12/23/1999 04:51	
Indeno(1,2,3-c,d)pyrene	ND	0.20	mg/Kg	1.00	12/23/1999 04:51	
Dibenzo(a,h)anthracene	ND	0.20	mg/Kg	1.00	12/23/1999 04:51	
Benzo(g,h,i)perylene	ND	0.20	mg/Kg	1.00	12/23/1999 04:51	
Benzoic acid	ND	0.50	mg/Kg	1.00	12/23/1999 04:51	
Surrogate(s)						
Nitrobenzene-d5	82.6	23-120	%	1.00	12/23/1999 04:51	
2-Fluorobiphenyl	90.5	30-115	%	1.00	12/23/1999 04:51	
p-Terphenyl-d14	80.1	18-137	%	1.00	12/23/1999 04:51	
Phenol-d5	82.0	24-113	%	1.00	12/23/1999 04:51	

1220 Quarry Lane * Pleasanton, CA 94566-4756

Telephone: (925) 484-1919 * Facsimile: (925) 484-1096

CHROMALAB, INC.

Submission #: 1999-12-0305

Environmental Services (SDB)

To: **Block Environmental**

Test Method: 8270A

Attn.: Jeff Kane

Prep Method: 3550/8270A

Semi-volatile Organic Compounds

Sample ID: DV 3	Lab Sample ID: 1999-12-0305-003
Project: 9813 One / Dunne	Received: 12/16/1999 11:41
Sampled: 12/15/1999 18:50	Extracted: 12/22/1999 12:35
Matrix: Soil	QC-Batch: 1999/12/22-01.11

Compound	Result	Rep.Limit	Units	Dilution	Analyzed	Flag
Surrogate(s)						
2-Fluorophenol	79.1	25-121	%	1.00	12/23/1999 04:51	
2,4,6-Tribromophenol	79.5	19-122	%	1.00	12/23/1999 04:51	

1220 Quarry Lane * Pleasanton, CA 94566-4756

Telephone: (925) 484-1919 * Facsimile: (925) 484-1096

Environmental Services (SDB)

To: **Block Environmental**
 Attn.: Jeff Kane

Test Method: 8270A
 Prep Method: 3550/8270A

Batch QC Report
 Semi-volatile Organic Compounds

Method Blank	Soil	QC Batch # 1999/12/22-01.11
MB: 1999/12/22-01.11-001		Date Extracted: 12/22/1999

Compound	Result	Rep.Limit	Units	Analyzed	Flag
Phenol	ND	0.10	mg/Kg	12/22/1999 18:39	
Bis(2-chloroethyl)ether	ND	0.10	mg/Kg	12/22/1999 18:39	
2-Chlorophenol	ND	0.10	mg/Kg	12/22/1999 18:39	
1,3-Dichlorobenzene	ND	0.10	mg/Kg	12/22/1999 18:39	
1,4-Dichlorobenzene	ND	0.10	mg/Kg	12/22/1999 18:39	
Benzyl alcohol	ND	0.20	mg/Kg	12/22/1999 18:39	
1,2-Dichlorobenzene	ND	0.10	mg/Kg	12/22/1999 18:39	
2-Methylphenol	ND	0.10	mg/Kg	12/22/1999 18:39	
Bis(2-chloroisopropyl) ether	ND	0.10	mg/Kg	12/22/1999 18:39	
4-Methylphenol	ND	0.20	mg/Kg	12/22/1999 18:39	
N-Nitroso-di-n-propylamine	ND	0.10	mg/Kg	12/22/1999 18:39	
Hexachloroethane	ND	0.10	mg/Kg	12/22/1999 18:39	
Nitrobenzene	ND	0.10	mg/Kg	12/22/1999 18:39	
Isophorone	ND	0.10	mg/Kg	12/22/1999 18:39	
2-Nitrophenol	ND	0.10	mg/Kg	12/22/1999 18:39	
2,4-Dimethylphenol	ND	0.10	mg/Kg	12/22/1999 18:39	
Bis(2-chloroethoxy) methane	ND	0.10	mg/Kg	12/22/1999 18:39	
2,4-Dichlorophenol	ND	0.10	mg/Kg	12/22/1999 18:39	
1,2,4-Trichlorobenzene	ND	0.10	mg/Kg	12/22/1999 18:39	
Naphthalene	ND	0.10	mg/Kg	12/22/1999 18:39	
4-Chloroaniline	ND	0.20	mg/Kg	12/22/1999 18:39	
Hexachlorobutadiene	ND	0.10	mg/Kg	12/22/1999 18:39	
4-Chloro-3-methylphenol	ND	0.20	mg/Kg	12/22/1999 18:39	
2-Methylnaphthalene	ND	0.10	mg/Kg	12/22/1999 18:39	
Hexachlorocyclopentadiene	ND	0.10	mg/Kg	12/22/1999 18:39	
2,4,6-Trichlorophenol	ND	0.10	mg/Kg	12/22/1999 18:39	
2,4,5-Trichlorophenol	ND	0.10	mg/Kg	12/22/1999 18:39	
2-Chloronaphthalene	ND	0.10	mg/Kg	12/22/1999 18:39	
2-Nitroaniline	ND	0.50	mg/Kg	12/22/1999 18:39	
Dimethyl phthalate	ND	0.50	mg/Kg	12/22/1999 18:39	
Acenaphthylene	ND	0.10	mg/Kg	12/22/1999 18:39	
3-Nitroaniline	ND	0.10	mg/Kg	12/22/1999 18:39	
Acenaphthene	ND	0.10	mg/Kg	12/22/1999 18:39	
2,4-Dinitrophenol	ND	0.50	mg/Kg	12/22/1999 18:39	
4-Nitrophenol	ND	0.50	mg/Kg	12/22/1999 18:39	
Dibenzofuran	ND	0.10	mg/Kg	12/22/1999 18:39	
2,4-Dinitrotoluene	ND	0.10	mg/Kg	12/22/1999 18:39	

1220 Quarry Lane * Pleasanton, CA 94566-4756

Telephone: (925) 484-1919 * Facsimile: (925) 484-1096

Environmental Services (SDB)

To: **Block Environmental**
 Attn.: Jeff Kane

Test Method: 8270A
 Prep Method: 3550/8270A

Batch QC Report
 Semi-volatile Organic Compounds

Method Blank	Soil	QC Batch # 1999/12/22-01.11
MB: 1999/12/22-01.11-001		Date Extracted: 12/22/1999

Compound	Result	Rep.Limit	Units	Analyzed	Flag
2,6-Dinitrotoluene	ND	0.20	mg/Kg	12/22/1999 18:39	
Diethyl phthalate	ND	0.50	mg/Kg	12/22/1999 18:39	
4-Chlorophenyl phenyl ether	ND	0.10	mg/Kg	12/22/1999 18:39	
Fluorene	ND	0.10	mg/Kg	12/22/1999 18:39	
4-Nitroaniline	ND	0.50	mg/Kg	12/22/1999 18:39	
2-Methyl-4,6-dinitrophenol	ND	0.50	mg/Kg	12/22/1999 18:39	
N-Nitrosodiphenylamine	ND	0.10	mg/Kg	12/22/1999 18:39	
4-Bromophenyl phenyl ether	ND	0.10	mg/Kg	12/22/1999 18:39	
Hexachlorobenzene	ND	0.10	mg/Kg	12/22/1999 18:39	
Pentachlorophenol	ND	0.50	mg/Kg	12/22/1999 18:39	
Phenanthrene	ND	0.10	mg/Kg	12/22/1999 18:39	
Anthracene	ND	0.10	mg/Kg	12/22/1999 18:39	
Di-n-butyl phthalate	ND	2.0	mg/Kg	12/22/1999 18:39	
Fluoranthene	ND	0.10	mg/Kg	12/22/1999 18:39	
Pyrene	ND	0.10	mg/Kg	12/22/1999 18:39	
Butyl benzyl phthalate	ND	0.50	mg/Kg	12/22/1999 18:39	
3,3-Dichlorobenzidine	ND	0.20	mg/Kg	12/22/1999 18:39	
Benzo(a)anthracene	ND	0.10	mg/Kg	12/22/1999 18:39	
bis(2-Ethylhexyl) phthalate	ND	0.50	mg/Kg	12/22/1999 18:39	
Chrysene	ND	0.10	mg/Kg	12/22/1999 18:39	
Di-n-octyl phthalate	ND	0.50	mg/Kg	12/22/1999 18:39	
Benzo(b)fluoranthene	ND	0.10	mg/Kg	12/22/1999 18:39	
Benzo(k)fluoranthene	ND	0.20	mg/Kg	12/22/1999 18:39	
Benzo(a)pyrene	ND	0.02	mg/Kg	12/22/1999 18:39	
Indeno(1,2,3-c,d)pyrene	ND	0.20	mg/Kg	12/22/1999 18:39	
Dibenzo(a,h)anthracene	ND	0.20	mg/Kg	12/22/1999 18:39	
Benzo(g,h,i)perylene	ND	0.20	mg/Kg	12/22/1999 18:39	
Benzoic acid	ND	0.50	mg/Kg	12/22/1999 18:39	
Surrogate(s)					
Nitrobenzene-d5	80.8	23-120	%	12/22/1999 18:39	
2-Fluorobiphenyl	86.0	30-115	%	12/22/1999 18:39	
p-Terphenyl-d14	82.0	18-137	%	12/22/1999 18:39	
Phenol-d5	78.4	24-113	%	12/22/1999 18:39	
2-Fluorophenol	74.4	25-121	%	12/22/1999 18:39	
2,4,6-Tribromophenol	74.6	19-122	%	12/22/1999 18:39	

1220 Quarry Lane * Pleasanton, CA 94566-4756

Telephone: (925) 484-1919 * Facsimile: (925) 484-1096

CHROMALAB, INC.

Submission #: 1999-12-0305

Environmental Services (SDB)

To: **Block Environmental**

Test Method: 8270A

Attn: Jeff Kane

Prep Method: 3550/8270A

Batch QC Report

Semi-volatile Organic Compounds

Laboratory Control Spike (LCS/LCSD)		Soil	QC Batch # 1999/12/22-01.11
LCS:	1999/12/22-01.11-002	Extracted: 12/22/1999	Analyzed: 12/22/1999 20:49
LCSD:	1999/12/22-01.11-003	Extracted: 12/22/1999	Analyzed: 12/22/1999 21:32

Compound	Conc. [mg/Kg]		Exp. Conc. [mg/Kg]		Recovery [%]		RPD	Ctrl. Limits [%]		Flags	
	LCS	LCSD	LCS	LCSD	LCS	LCSD		Recovery	RPD	LCS	LCSD
Phenol	1.55	1.22	2.00	2.00	77.5	61.0	23.8	20-90	35		
2-Chlorophenol	1.50	1.49	2.00	2.00	75.0	74.5	0.7	27-123	35		
1,4-Dichlorobenzene	0.830	0.840	1.000	1.000	83.0	84.0	1.2	28-104	30		
N-Nitroso-di-n-propylamin	0.850	0.860	1.000	1.000	85.0	86.0	1.2	25-114	39		
1,2,4-Trichlorobenzene	0.790	0.820	1.000	1.000	79.0	82.0	3.7	38-107	35		
4-Chloro-3-methylphenol	1.71	1.74	2.00	2.00	85.5	87.0	1.7	26-103	33		
Acenaphthene	0.960	0.970	1.000	1.000	96.0	97.0	1.0	49-102	30		
4-Nitrophenol	1.74	2.00	2.00	2.00	87.0	100.0	13.9	17-109	35		
2,4-Dinitrotoluene	0.820	0.880	1.000	1.000	82.0	88.0	7.1	28-89	38		
Pentachlorophenol	1.95	2.08	2.00	2.00	97.5	104.0	6.5	11-114	35		
Pyrene	0.830	0.770	1.000	1.000	83.0	77.0	7.5	25-117	35		
Surrogate(s)											
Nitrobenzene-d5	20.0	21.6	25	25	80.0	86.4		23-120			
2-Fluorobiphenyl	21.5	22.3	25	25	86.0	89.2		30-115			
p-Terphenyl-d14	20.4	20.2	25	25	81.6	80.8		18-137			
Phenol-d5	40.6	41.7	50	50	81.2	83.4		24-113			
2-Fluorophenol	38.5	39.4	50	50	77.0	78.8		25-121			
2,4,6-Tribromophenol	34.8	43.1	50	50	69.6	86.2		19-122			

1220 Quarry Lane * Pleasanton, CA 94566-4756

Telephone: (925) 484-1919 * Facsimile: (925) 484-1096

CHROMALAB, INC.

Submission #: 1999-12-0305

Environmental Services (SDB)

To: **Block Environmental**

Test Method: 8270A

Attn.: Jeff Kane

Prep Method: 3550/8270A

Batch QC Report

Semi-volatile Organic Compounds

Matrix Spike (MS / MSD)

Soil

QC Batch # 1999/12/22-01.11

Sample ID: **DV 3**

Lab Sample ID: 1999-12-0305-003

MS: 1999/12/22-01.11-004 Extracted: 12/22/1999

Analyzed: 12/23/1999 00:36 Dilution: 1.0

MSD: 1999/12/22-01.11-005 Extracted: 12/22/1999

Analyzed: 12/23/1999 01:19 Dilution: 1.0

Compound	Conc. [mg/Kg]			Exp.Conc. [mg/Kg]		Recovery [%]		RPD [%]	Ctrl. Limits [%]		Flags	
	MS	MSD	Sample	MS	MSD	MS	MSD		Recovery	RPD	MS	MSD
Phenol	1.54	1.47	ND	2.00	2.00	77.0	73.5	4.7	20-90	35		
2-Chlorophenol	1.52	1.46	ND	2.00	2.00	76.0	73.0	4.0	27-123	35		
1,4-Dichlorobenzene	0.850	0.800	ND	1.000	1.000	85.0	80.0	6.1	28-104	30		
N-Nitroso-di-n-propylami	0.870	0.850	ND	1.000	1.000	87.0	85.0	2.3	25-114	39		
1,2,4-Trichlorobenzene	0.810	0.760	ND	1.000	1.000	81.0	76.0	6.4	38-107	35		
4-Chloro-3-methylphenol	1.72	1.65	ND	2.00	2.00	86.0	82.5	4.2	26-103	33		
Acenaphthene	0.960	0.940	ND	1.000	1.000	96.0	94.0	2.1	49-102	30		
4-Nitrophenol	1.88	1.79	ND	2.00	2.00	94.0	89.5	4.9	17-109	35		
2,4-Dinitrotoluene	0.860	0.860	ND	1.000	1.000	86.0	86.0	0.0	28-89	38		
Pentachlorophenol	2.03	2.07	ND	2.00	2.00	101.5	103.5	2.0	11-114	35		
Pyrene	0.760	0.740	ND	1.000	1.000	76.0	74.0	2.7	25-117	35		
Surrogate(s)												
Nitrobenzene-d5	21.5	20.0		25	25	86.0	80.0		23-120			
2-Fluorobiphenyl	21.9	20.6		25	25	87.6	82.4		30-115			
p-Terphenyl-d14	19.8	19.2		25	25	79.2	76.8		18-137			
Phenol-d5	41.3	39.6		50	50	82.6	79.2		24-113			
2-Fluorophenol	40.0	37.9		50	50	80.0	75.8		25-121			
2,4,6-Tribromophenol	42.1	41.2		50	50	84.2	82.4		19-122			

1220 Quarry Lane * Pleasanton, CA 94566-4756

Telephone: (925) 484-1919 * Facsimile: (925) 484-1096

CAM 17 Metals

Block Environmental

☐ 2455 Estand Way
Pleasant Hill, CA 94523

Attn: Jeff Kane

Phone: (925) 686-3215 Fax: (925) 686-0399

Project #: 9813

Project: One / Dunne

Samples Reported

Sample ID	Matrix	Date Sampled	Lab #
DV 3	Soil	12/15/1999 18:50	3

CHROMALAB, INC.

Environmental Services (SDB)

Submission #: 1999-12-0305

To: **Block Environmental**

Test Method: 7471A
6010B

Attn.: Jeff Kane

Prep Method: 3050B
7471A

CAM 17 Metals

Sample ID: DV 3	Lab Sample ID: 1999-12-0305-003
Project: 9813 One / Dunne	Received: 12/16/1999 11:41
Sampled: 12/15/1999 18:50	Extracted: 12/20/1999 12:02
Matrix: Soil	QC-Batch: 1999/12/20-04.15

Compound	Result	Rep.Limit	Units	Dilution	Analyzed	Flag
Antimony	ND	2.0	mg/Kg	1.00	12/20/1999 16:13	
Arsenic	3.5	1.0	mg/Kg	1.00	12/20/1999 16:13	
Barium	120	1.0	mg/Kg	1.00	12/20/1999 16:13	
Beryllium	ND	0.50	mg/Kg	1.00	12/20/1999 16:13	
Cadmium	ND	0.50	mg/Kg	1.00	12/20/1999 16:13	
Chromium	34	1.0	mg/Kg	1.00	12/20/1999 16:13	
Cobalt	10	1.0	mg/Kg	1.00	12/20/1999 16:13	
Copper	24	1.0	mg/Kg	1.00	12/20/1999 16:13	
Lead	9.8	1.0	mg/Kg	1.00	12/20/1999 16:13	
Molybdenum	ND	1.0	mg/Kg	1.00	12/20/1999 16:13	
Nickel	44	1.0	mg/Kg	1.00	12/20/1999 16:13	
Selenium	ND	2.0	mg/Kg	1.00	12/20/1999 16:13	
Silver	ND	1.0	mg/Kg	1.00	12/20/1999 16:13	
Thallium	ND	1.0	mg/Kg	1.00	12/20/1999 16:13	
Vanadium	31	1.0	mg/Kg	1.00	12/20/1999 16:13	
Zinc	72	1.0	mg/Kg	1.00	12/20/1999 16:13	
Mercury	0.055	0.050	mg/Kg	1.00	12/20/1999 16:18	

1220 Quarry Lane * Pleasanton, CA 94566-4756

Telephone: (925) 484-1919 * Facsimile: (925) 484-1096

CHROMALAB, INC.

Environmental Services (SDB)

Submission #: 1999-12-0305

To: **Block Environmental**

Test Method: 7471A
6010B
Prep Method: 3050B
7471A

Attn.: Jeff Kane

Batch QC Report
CAM 17 Metals

Method Blank

Soil

QC Batch # 1999/12/20-04.16

MB: 1999/12/20-04.16-005

Date Extracted: 12/20/1999 12:04

Compound	Result	Rep.Limit	Units	Analyzed	Flag
Mercury	ND	0.050	mg/Kg	12/20/1999 16:14	

1220 Quarry Lane * Pleasanton, CA 94566-4756

Telephone: (925) 484-1919 * Facsimile: (925) 484-1096

To: **Block Environmental**

Test Method: 7471A
6010B

Attn.: Jeff Kane

Prep Method: 3050B
7471A

Batch QC Report
CAM 17 Metals

Method Blank	Soil	QC Batch # 1999/12/20-04.15
MB: 1999/12/20-04.15-008		Date Extracted: 12/20/1999 12:02

Compound	Result	Rep.Limit	Units	Analyzed	Flag
Antimony	ND	2.0	mg/Kg	12/20/1999 16:02	
Arsenic	ND	1.0	mg/Kg	12/20/1999 16:02	
Barium	ND	1.0	mg/Kg	12/20/1999 16:02	
Beryllium	ND	0.50	mg/Kg	12/20/1999 16:02	
Cadmium	ND	0.50	mg/Kg	12/20/1999 16:02	
Chromium	ND	1.0	mg/Kg	12/20/1999 16:02	
Cobalt	ND	1.0	mg/Kg	12/20/1999 16:02	
Copper	ND	1.0	mg/Kg	12/20/1999 16:02	
Lead	ND	1.0	mg/Kg	12/20/1999 16:02	
Molybdenum	ND	1.0	mg/Kg	12/20/1999 16:02	
Nickel	ND	1.0	mg/Kg	12/20/1999 16:02	
Selenium	ND	2.0	mg/Kg	12/20/1999 16:02	
Silver	ND	1.0	mg/Kg	12/20/1999 16:02	
Thallium	ND	1.0	mg/Kg	12/20/1999 16:02	
Vanadium	ND	1.0	mg/Kg	12/20/1999 16:02	
Zinc	ND	1.0	mg/Kg	12/20/1999 16:02	

Environmental Services (SDB)

To: **Block Environmental**

Test Method: 7471A
6010B

Attn: Jeff Kane

Prep Method: 3050B
7471A

Batch QC Report

CAM 17 Metals

Laboratory Control Spike (LCS/LCSD)		Soil		QC Batch # 1999/12/20-04.16	
LCS:	1999/12/20-04.16-006	Extracted:	12/20/1999 12:04	Analyzed:	12/20/1999 16:15
LCSD:	1999/12/20-04.16-007	Extracted:	12/20/1999 12:04	Analyzed:	12/20/1999 16:17

Compound	Conc. [mg/Kg]		Exp.Conc. [mg/Kg]		Recovery [%]		RPD	Ctrl. Limits [%]		Flags	
	LCS	LCSD	LCS	LCSD	LCS	LCSD		Recovery	RPD	LCS	LCSD
Mercury	0.539	0.494	0.500	0.500	107.8	98.8	8.7	85-115	20		

Environmental Services (SDB)

To: **Block Environmental**

Test Method: 7471A
6010B

Attn: Jeff Kane

Prep Method: 3050B
7471A

Batch QC Report

CAM 17 Metals

Laboratory Control Spike (LCS/LCSD)		Soil	QC Batch # 1999/12/20-04.15	
LCS:	1999/12/20-04.15-009	Extracted: 12/20/1999 12:02	Analyzed:	12/20/1999 16:06
LCSD:	1999/12/20-04.15-010	Extracted: 12/20/1999 12:02	Analyzed:	12/20/1999 16:09

Compound	Conc. [mg/Kg]		Exp.Conc. [mg/Kg]		Recovery [%]			Ctrl. Limits [%]		Flags	
	LCS	LCSD	LCS	LCSD	LCS	LCSD	RPD [%]	Recovery	RPD	LCS	LCSD
Antimony	96.7	99.4	100.0	100.0	96.7	99.4	2.8	80-120	20		
Arsenic	98.9	101	100.0	100.0	98.9	101.0	2.1	80-120	20		
Barium	97.4	98.8	100.0	100.0	97.4	98.8	1.4	80-120	20		
Beryllium	97.9	99.0	100.0	100.0	97.9	99.0	1.1	80-120	20		
Cadmium	96.7	98.3	100.0	100.0	96.7	98.3	1.6	80-120	20		
Chromium	102	103	100.0	100.0	102.0	103.0	1.0	80-120	20		
Cobalt	97.3	98.9	100.0	100.0	97.3	98.9	1.6	80-120	20		
Copper	100	101	100.0	100.0	100.0	101.0	1.0	80-120	20		
Lead	96.0	97.2	100.0	100.0	96.0	97.2	1.2	80-120	20		
Molybdenum	99.1	100	100.0	100.0	99.1	100.0	0.9	80-120	20		
Nickel	97.0	98.6	100.0	100.0	97.0	98.6	1.6	80-120	20		
Selenium	96.3	97.6	100.0	100.0	96.3	97.6	1.3	80-120	20		
Silver	98.1	99.3	100.0	100.0	98.1	99.3	1.2	80-120	20		
Thallium	96.3	97.1	100.0	100.0	96.3	97.1	0.8	80-120	20		
Vanadium	99.2	101	100.0	100.0	99.2	101.0	1.8	80-120	20		
Zinc	96.4	98.2	100.0	100.0	96.4	98.2	1.8	80-120	20		

Total Extractable Petroleum Hydrocarbons (TEPH)

Block Environmental

✉ 2455 Estand Way
Pleasant Hill, CA 94523

Attn: Jeff Kane

Phone: (925) 686-3215 Fax: (925) 686-0399

Project #: 9813

Project: One / Dunne

Samples Reported

Sample ID	Matrix	Date Sampled	Lab #
DV 3	Soil	12/15/1999 18:50	3
HP 3	Water	12/15/1999 12:15	4

To: **Block Environmental**
Attn.: Jeff Kane

Test Method: 8015m
Prep Method: 3550/8015M
3510/8015M

Total Extractable Petroleum Hydrocarbons (TEPH)

Sample ID: DV 3	Lab Sample ID: 1999-12-0305-003
Project: 9813 One / Dunne	Received: 12/16/1999 11:41
Sampled: 12/15/1999 18:50	Extracted: 12/20/1999 09:00
Matrix: Soil	QC-Batch: 1999/12/20-01.10

Compound	Result	Rep.Limit	Units	Dilution	Analyzed	Flag
Mineral spirits	ND	10	mg/Kg	1.00	12/21/1999 22:24	
<i>Surrogate(s)</i> o-Terphenyl	91.9	60-130	%	1.00	12/21/1999 22:24	

Environmental Services (SDB)

To: **Block Environmental**

Test Method: 8015m

Attn.: Jeff Kane

Prep Method: 3550/8015M

3510/8015M

Total Extractable Petroleum Hydrocarbons (TEPH)

Sample ID: HP 3	Lab Sample ID: 1999-12-0305-004
Project: 9813 One / Dunne	Received: 12/16/1999 11:41
Sampled: 12/15/1999 12:15	Extracted: 12/21/1999 09:00
Matrix: Water	QC-Batch: 1999/12/21-03.10
Sample/Analysis Flag: rl (See Legend & Note section)	

Compound	Result	Rep.Limit	Units	Dilution	Analyzed	Flag
Mineral spirits	ND	56	ug/L	1.12	12/22/1999 11:13	
<i>Surrogate(s)</i> o-Terphenyl	97.0	60-130	%	1.12	12/22/1999 11:13	

Environmental Services (SDB)

To: Block Environmental

Test Method: 8015m

Attn.: Jeff Kane

Prep Method: 3550/8015M

3510/8015M

Batch QC Report

Total Extractable Petroleum Hydrocarbons (TEPH)

Method Blank	Soil	QC Batch # 1999/12/20-01.10
MB: 1999/12/20-01.10-001		Date Extracted: 12/20/1999 09:00

Compound	Result	Rep.Limit	Units	Analyzed	Flag
Diesel	ND	1	mg/Kg	12/20/1999 16:54	
Mineral spirits	ND	10	mg/Kg	12/20/1999 16:54	
Surrogate(s)					
o-Terphenyl	74.5	60-130	%	12/20/1999 16:54	

Environmental Services (SDB)

To: **Block Environmental**

Test Method: 8015m

Attn.: Jeff Kane

Prep Method: 3550/8015M
3510/8015M**Batch QC Report**

Total Extractable Petroleum Hydrocarbons (TEPH)

Method Blank	Water	QC Batch # 1999/12/21-03.10
MB: 1999/12/21-03.10-001		Date Extracted: 12/21/1999 09:00

Compound	Result	Rep.Limit	Units	Analyzed	Flag
Diesel	ND	50	ug/L	12/21/1999 23:37	
Mineral spirits	ND	50	ug/L	12/21/1999 23:37	
Surrogate(s) o-Terphenyl	96.0	60-130	%	12/21/1999 23:37	

Environmental Services (SDB)

To: **Block Environmental**

Test Method: 8015M

Attn: Jeff Kane

Prep Method: 3510/8015M
3550/8015M

Batch QC Report

Total Extractable Petroleum Hydrocarbons (TEPH)

Laboratory Control Spike (LCS/LCSD)		Soil		QC Batch # 1999/12/20-01.10	
LCS:	1999/12/20-01.10-002	Extracted:	12/20/1999 09:00	Analyzed:	12/20/1999 18:23
LCSD:	1999/12/20-01.10-003	Extracted:	12/20/1999 09:00	Analyzed:	12/20/1999 18:23

Compound	Conc. [mg/Kg]		Exp.Conc. [mg/Kg]		Recovery [%]			RPD		Ctrl. Limits [%]		Flags	
	LCS	LCSD	LCS	LCSD	LCS	LCSD	RPD	Recovery	RPD	LCS	LCSD		
Diesel	31.2	31.2	41.7	41.7	74.8	74.8	0.0	60-130	25				
Surrogate(s)													
o-Terphenyl	16.1	16.3	20.0	20.0	80.5	81.5		60-130					

Environmental Services (SDB)

To: **Block Environmental**
 Attn: Jeff Kane

Test Method: 8015M
 Prep Method: 3510/8015M
 3550/8015M

Batch QC Report

Total Extractable Petroleum Hydrocarbons (TEPH)

Laboratory Control Spike (LCS/LCSD)		Water		QC Batch # 1999/12/21-03.10	
LCS:	1999/12/21-03.10-002	Extracted:	12/21/1999 09:00	Analyzed:	12/22/1999 00:14
LCSD:	1999/12/21-03.10-003	Extracted:	12/21/1999 09:00	Analyzed:	12/22/1999 00:51

Compound	Conc. [ug/L]		Exp. Conc. [ug/L]		Recovery [%]		RPD	Ctrl. Limits [%]		Flags	
	LCS	LCSD	LCS	LCSD	LCS	LCSD		Recovery	RPD	LCS	LCSD
Diesel	1110	1060	1250	1250	88.8	84.8	4.6	60-130	25		
Surrogate(s)											
o-Terphenyl	22.7	22.3	20.0	20.0	113.5	111.5		60-130			

Environmental Services (SDB)

To: **Block Environmental**

Test Method: 8015m

Attn.: Jeff Kane

Prep Method: 3550/8015M

3510/8015M

Batch QC Report

Total Extractable Petroleum Hydrocarbons (TEPH)

Matrix Spike (MS / MSD)	Soil	QC Batch # 1999/12/20-01.10
Sample ID: DV 3		Lab Sample ID: 1999-12-0305-003
MS: 1999/12/20-01.10-004	Extracted: 12/20/1999 09:00	Analyzed: 12/20/1999 19:07 Dilution: 1.0
MSD: 1999/12/20-01.10-005	Extracted: 12/20/1999 09:00	Analyzed: 12/20/1999 19:51 Dilution: 1.0

Compound	Conc. [mg/Kg]			Exp. Conc. [mg/Kg]		Recovery [%] RPD			Ctrl. Limits [%]		Flags	
	MS	MSD	Sample	MS	MSD	MS	MSD	[%]	Recovery	RPD	MS	MSD
Diesel	29.8	32.5	0.00	41.7	41.7	71.5	77.9	8.6	60-130	25		
Surrogate(s)												
o-Terphenyl	14.4	14.8		20.0	20.0	72.0	74.0		60-130			

To: **Block Environmental**
Attn: Jeff Kane

Test Method: 8015m
Prep Method: 3510/8015M
3550/8015M

Legend & Notes

Total Extractable Petroleum Hydrocarbons (TEPH)

Analysis Flags

rl

Reporting limits raised due to reduced sample size.

Revision - 99-12-0305

Reference #: 49585

CHROMALAB, INC.

1220 Quway Lane • Pleasanton, California 94566-4756
510/484-1919 • Facsimile 510/484-1998

Chain of Custody

Environmental Services (SUD) (SGLTS 1994)

DATE 12/15/99 PAGE 1 IN 1

PROJ MGR: J. Kane COMPANY: Black Fox ADDRESS: 2451 Estancia Way, Pleasant Hill, 94523		SAMPLE NO: 626-0277 PHONE NO: 916-622-7200 FAX NO:		<input type="checkbox"/> TPH-EPA 8015, 8020 <input type="checkbox"/> Gas w/ <input type="checkbox"/> STEK Counter	<input type="checkbox"/> PURGEABLE AROMATICS <input type="checkbox"/> STEK (EPA 8020)	<input type="checkbox"/> TPH-Clust (EPA 8015M)	<input type="checkbox"/> TPH (EPA 8015M, 8020) Chloroform, Chlorob. CHL-01M, 01M	<input type="checkbox"/> PURGEABLE HALOCARBONS (NVOCL) (EPA 8160 by GC/MS)	<input type="checkbox"/> VOLATILE ORGANICS (VOCs) (EPA 8260)	<input type="checkbox"/> SEMI-VOLATILES (EPA 8270)	<input type="checkbox"/> TOTAL OIL AND GREASE (SM 8620 S-F, S-F)	<input type="checkbox"/> TOTAL RECOVERABLE HYDROCARBONS (EPA 418.1)	<input type="checkbox"/> PESTICIDES (EPA 8090) <input type="checkbox"/> PCB'S (EPA 8060)	<input type="checkbox"/> PNA's by <input type="checkbox"/> 8270 <input type="checkbox"/> 8210	<input type="checkbox"/> DM <input type="checkbox"/> Apps. Camd. <input type="checkbox"/> TSS <input type="checkbox"/> TDS	<input type="checkbox"/> LUFT METALS: Cd, Cr, Pb, Ni, Zn	<input type="checkbox"/> CAN 17 METALS (EPA 8010/7470/7271)	<input type="checkbox"/> TOTAL LEAD	<input type="checkbox"/> W.S.T. <input type="checkbox"/> TSP	No Analysis - Pending DUS	NUMBER OF CONTAINERS
SAMPLE ID	DATE	TIME	MATRIX	TESTS	TESTS	TESTS	TESTS	TESTS	TESTS	TESTS	TESTS	TESTS	TESTS	TESTS	TESTS	TESTS	TESTS	TESTS	TESTS	TESTS	TESTS
DV1	12/15/99	17:00	Soil				X	X	X												
DV2	"	17:15	"				X	X	X												
DV3	"	18:30	"				X	X	X												
HP3	"	12:15	H ₂ O	No			X														

PROJECT INFORMATION PROJECT NAME: ONE/Dunne PROJECT NUMBER: 9813 P.O. #		SAMPLE RECEIPT TOTAL NO OF CONTAINERS: _____ HEAD SPACE: _____ TEMPERATURE: 4.7°C COND FORMS TO RECORD: _____		RELEASING BY J. Kane 10:05 J. Kane 12/16/99 BES (COMPANY)		REINDUSTRIED BY _____ (SIGNATURE) (TIME) (DATE) (PRINTED NAME) (COMPANY)		REINDUSTRIED BY _____ (SIGNATURE) (TIME) (DATE) (PRINTED NAME) (COMPANY)	
Report: <input type="checkbox"/> Routine <input type="checkbox"/> Level 2 <input type="checkbox"/> Level 3 <input type="checkbox"/> Level 4 SPECIAL INSTRUCTIONS/COMMENTS: Please hold DV1 and DV2 pending results for DV3.		RECEIVED BY _____ (SIGNATURE) (TIME) (DATE) (PRINTED NAME) (DATE)		RECEIVED BY _____ (SIGNATURE) (TIME) (DATE) (PRINTED NAME) (DATE)		RECEIVED BY LABORATORY Denise Harrington D. Harrington 11/4/			

CHROMALAB, INC.

1220 Quarry Lane • Pleasanton, California 94566-4756
510/484-1919 • Facsimile 510/484-1096

Revision attached

Chain of Custody

Environmental Services (SUD) (D0115 1094)

DATE 12/15/99 PAGE 1 OF 1

PROJ MGR <u>J. Kane</u> COMPANY <u>Block Env</u> ADDRESS <u>2451 Estand Way Pleasant Hill 94522</u>				ANALYSIS REPORT														NUMBER OF CONTAINERS		
SAMPLES (SIGNATURE) <u>JMK</u> (PHONE NO.) <u>918 622-7200</u> (FAX NO.) <u>626-0977</u>				TPH (EPA 8015, 8020) <input type="checkbox"/> Gas w/ <input type="checkbox"/> STEC CMTR	PURGEABLE AROMATICS BTEX (EPA 8020)	TPH-Diesel (EPA 8015M)	TEPH (EPA 8015M) (Petrol) <input type="checkbox"/> Kerosene, <input type="checkbox"/> Diesel, <input type="checkbox"/> Oil, <input type="checkbox"/> PAH	PURGEABLE HALOCARBONS (HYOCs) (EPA 8010 by 8260)	VOLATILE ORGANICS (VOCs) (EPA 8260)	SEMI-VOLATILES (EPA 8270)	TOTAL OIL AND GREASE (SM 5620 B + F, E - F)	TOTAL RECOVERABLE HYDROCARBONS (EPA 418.1)	<input type="checkbox"/> PESTICIDES (EPA 8080) <input type="checkbox"/> PCB'S (EPA 8080)	PNA's by <input type="checkbox"/> 8270 <input type="checkbox"/> 8310	<input type="checkbox"/> pH <input type="checkbox"/> Spec. Cond. <input type="checkbox"/> TSS <input type="checkbox"/> TDS	LUFT METALS: Cd, Cr, Pb, Ni, Zn	CAM 17 METALS (EPA 6010/7470/7471)		TOTAL LEAD	<input type="checkbox"/> W.E.T. <input type="checkbox"/> TCLP
SAMPLE ID	DATE	TIME	MATRIX	PRESERV.																
DV1	12/15/99	9:00	Soil				X		X	X							X			
DV2	"	7:15	"				X		X	X							X			
DV3	"	18:30	"				X		X	X							X			
HP3	"	12:15	H2O	No			X													

PROJECT INFORMATION		SAMPLE RECEIPT			
PROJECT NAME <u>ONE/Danne</u>	TOTAL NO OF CONTAINERS				
PROJECT NUMBER <u>9813</u>	HEAD SPACE				
P.O. #	TEMPERATURE				
	COMMENTS TO RECORD				
TAT	STANDARD 5-DAY	24	48	72	OTHER

RELINQUISHED BY <u>JMK</u> 10:05 (SIGNATURE) (TIME) <u>Jesse Kane</u> 12/16/99 (PRINTED NAME) (DATE) BES (COMPANY)	RELINQUISHED BY (SIGNATURE) (TIME) (PRINTED NAME) (DATE) (COMPANY)	RELINQUISHED BY <u>[Signature]</u> 11/14 (SIGNATURE) (TIME) <u>[Signature]</u> 12/16/99 (PRINTED NAME) (DATE) <u>Unonad</u> (COMPANY)
RECEIVED BY <u>[Signature]</u> 10:05 (SIGNATURE) (TIME) <u>[Signature]</u> 12/16/99 (PRINTED NAME) (DATE) <u>Unonad</u> (COMPANY)	RECEIVED BY (SIGNATURE) (TIME) (PRINTED NAME) (DATE) (COMPANY)	RECEIVED BY (LABORATORY) <u>Dennis Harrington</u> (SIGNATURE) (TIME) <u>D. Harrington 1141</u> (PRINTED NAME) (DATE) <u>Chromalab 12/16/99</u> (COMPANY)

Report: Routine Level 2 Level 3 Level 4
 SPECIAL INSTRUCTIONS/COMMENTS:

Volatile Organic Compounds

Block Environmental

☒ 2455 Estand Way
Pleasant Hill, CA 94523

Attn: Jeff Kane

Phone: (925) 686-3215 Fax: (925) 686-0399

Project #: 9813

Project: ONE/Dunne

Samples Reported

Sample ID	Matrix	Date Sampled	Lab #
DS-0	Soil	01/13/2000 14:15	5
DS-2	Soil	01/13/2000 14:15	6

Environmental Services (SDB)

To: **Block Environmental**

Test Method: 8260A

Attn.: Jeff Kane

Prep Method: 5030

Volatile Organic Compounds

Sample ID: DS-0	Lab Sample ID: 2000-01-0234-005
Project: 9813 ONE/Dunne	Received: 01/17/2000 10:23
Sampled: 01/13/2000 14:15	Extracted: 01/24/2000 13:28
Matrix: Soil	QC-Batch: 2000/01/24-01.06
Sample/Analysis Flag: o (See Legend & Note section)	

Compound	Result	Rep.Limit	Units	Dilution	Analyzed	Flag
Acetone	ND	12000	ug/Kg	238.66	01/24/2000 13:28	
Benzene	2300	1200	ug/Kg	238.66	01/24/2000 13:28	
Bromodichloromethane	ND	1200	ug/Kg	238.66	01/24/2000 13:28	
Bromoform	ND	1200	ug/Kg	238.66	01/24/2000 13:28	
Bromomethane	ND	2400	ug/Kg	238.66	01/24/2000 13:28	
Carbon tetrachloride	ND	1200	ug/Kg	238.66	01/24/2000 13:28	
Chlorobenzene	ND	1200	ug/Kg	238.66	01/24/2000 13:28	
Chloroethane	ND	2400	ug/Kg	238.66	01/24/2000 13:28	
2-Butanone(MEK)	ND	12000	ug/Kg	238.66	01/24/2000 13:28	
2-Chloroethylvinyl ether	ND	12000	ug/Kg	238.66	01/24/2000 13:28	
Chloroform	ND	1200	ug/Kg	238.66	01/24/2000 13:28	
Chloromethane	ND	2400	ug/Kg	238.66	01/24/2000 13:28	
Dibromochloromethane	ND	1200	ug/Kg	238.66	01/24/2000 13:28	
1,2-Dichlorobenzene	ND	1200	ug/Kg	238.66	01/24/2000 13:28	
1,3-Dichlorobenzene	ND	1200	ug/Kg	238.66	01/24/2000 13:28	
1,4-Dichlorobenzene	ND	1200	ug/Kg	238.66	01/24/2000 13:28	
1,2-Dibromo-3-chloropropane	ND	12000	ug/Kg	238.66	01/24/2000 13:28	
1,2-Dibromoethane	ND	2400	ug/Kg	238.66	01/24/2000 13:28	
Dibromomethane	ND	2400	ug/Kg	238.66	01/24/2000 13:28	
Dichlorodifluoromethane	ND	2400	ug/Kg	238.66	01/24/2000 13:28	
1,1-Dichloroethane	ND	1200	ug/Kg	238.66	01/24/2000 13:28	
1,2-Dichloroethane	ND	1200	ug/Kg	238.66	01/24/2000 13:28	
1,1-Dichloroethene	ND	1200	ug/Kg	238.66	01/24/2000 13:28	
cis-1,2-Dichloroethene	ND	1200	ug/Kg	238.66	01/24/2000 13:28	
trans-1,2-Dichloroethene	ND	1200	ug/Kg	238.66	01/24/2000 13:28	
1,2-Dichloropropane	ND	1200	ug/Kg	238.66	01/24/2000 13:28	
cis-1,3-Dichloropropene	ND	1200	ug/Kg	238.66	01/24/2000 13:28	
trans-1,3-Dichloropropene	ND	1200	ug/Kg	238.66	01/24/2000 13:28	
Ethylbenzene	ND	1200	ug/Kg	238.66	01/24/2000 13:28	
2-Hexanone	ND	12000	ug/Kg	238.66	01/24/2000 13:28	
Methylene chloride	ND	1200	ug/Kg	238.66	01/24/2000 13:28	
4-Methyl-2-pentanone (MIBK)	ND	12000	ug/Kg	238.66	01/24/2000 13:28	
Naphthalene	3100	2400	ug/Kg	238.66	01/24/2000 13:28	

1220 Quarry Lane * Pleasanton, CA 94566-4756

Telephone: (925) 484-1919 * Facsimile: (925) 484-1096

Environmental Services (SDB)

To: **Block Environmental**

Test Method: 8260A

Attn.: Jeff Kane

Prep Method: 5030

Volatile Organic Compounds

Sample ID: DS-0	Lab Sample ID: 2000-01-0234-005
Project: 9813 ONE/Dunne	Received: 01/17/2000 10:23
Sampled: 01/13/2000 14:15	Extracted: 01/24/2000 13:28
Matrix: Soil	QC-Batch: 2000/01/24-01.06
Sample/Analysis Flag: o (See Legend & Note section)	

Compound	Result	Rep.Limit	Units	Dilution	Analyzed	Flag
Styrene	ND	1200	ug/Kg	238.66	01/24/2000 13:28	
1,1,2,2-Tetrachloroethane	ND	1200	ug/Kg	238.66	01/24/2000 13:28	
Tetrachloroethene	ND	1200	ug/Kg	238.66	01/24/2000 13:28	
Toluene	ND	1200	ug/Kg	238.66	01/24/2000 13:28	
1,1,1-Trichloroethane	ND	1200	ug/Kg	238.66	01/24/2000 13:28	
1,1,2-Trichloroethane	ND	1200	ug/Kg	238.66	01/24/2000 13:28	
Trichloroethene	ND	1200	ug/Kg	238.66	01/24/2000 13:28	
1,1,1,2-Tetrachloroethane	ND	1200	ug/Kg	238.66	01/24/2000 13:28	
Vinyl acetate	ND	12000	ug/Kg	238.66	01/24/2000 13:28	
Vinyl chloride	ND	1200	ug/Kg	238.66	01/24/2000 13:28	
Total xylenes	4600	2400	ug/Kg	238.66	01/24/2000 13:28	
Trichlorotrifluoroethane	ND	1200	ug/Kg	238.66	01/24/2000 13:28	
Carbon disulfide	ND	1200	ug/Kg	238.66	01/24/2000 13:28	
Isopropylbenzene	ND	1200	ug/Kg	238.66	01/24/2000 13:28	
Bromobenzene	ND	1200	ug/Kg	238.66	01/24/2000 13:28	
Bromochloromethane	ND	4800	ug/Kg	238.66	01/24/2000 13:28	
Trichlorofluoromethane	ND	1200	ug/Kg	238.66	01/24/2000 13:28	
Surrogate(s)						
4-Bromofluorobenzene	106.3	74-121	%	1.00	01/24/2000 13:28	
1,2-Dichloroethane-d4	93.7	70-121	%	1.00	01/24/2000 13:28	
Toluene-d8	98.2	81-117	%	1.00	01/24/2000 13:28	

Environmental Services (SDB)

To: **Block Environmental**

Test Method: 8260A

Attn.: Jeff Kane

Prep Method: 5030

Volatile Organic Compounds

Sample ID: DS-2	Lab Sample ID: 2000-01-0234-006
Project: 9813 ONE/Dunne	Received: 01/17/2000 10:23
Sampled: 01/13/2000 14:15	Extracted: 01/19/2000 19:43
Matrix: Soil	QC-Batch: 2000/01/19-01.06

Compound	Result	Rep.Limit	Units	Dilution	Analyzed	Flag
Acetone	ND	50	ug/Kg	1.00	01/19/2000 19:43	
Benzene	ND	5.0	ug/Kg	1.00	01/19/2000 19:43	
Bromodichloromethane	ND	5.0	ug/Kg	1.00	01/19/2000 19:43	
Bromoform	ND	5.0	ug/Kg	1.00	01/19/2000 19:43	
Bromomethane	ND	10	ug/Kg	1.00	01/19/2000 19:43	
Carbon tetrachloride	ND	5.0	ug/Kg	1.00	01/19/2000 19:43	
Chlorobenzene	ND	5.0	ug/Kg	1.00	01/19/2000 19:43	
Chloroethane	ND	10	ug/Kg	1.00	01/19/2000 19:43	
2-Butanone(MEK)	ND	50	ug/Kg	1.00	01/19/2000 19:43	
2-Chloroethylvinyl ether	ND	50	ug/Kg	1.00	01/19/2000 19:43	
Chloroform	ND	5.0	ug/Kg	1.00	01/19/2000 19:43	
Chloromethane	ND	10	ug/Kg	1.00	01/19/2000 19:43	
Dibromochloromethane	ND	5.0	ug/Kg	1.00	01/19/2000 19:43	
1,2-Dichlorobenzene	ND	5.0	ug/Kg	1.00	01/19/2000 19:43	
1,3-Dichlorobenzene	ND	5.0	ug/Kg	1.00	01/19/2000 19:43	
1,4-Dichlorobenzene	ND	5.0	ug/Kg	1.00	01/19/2000 19:43	
1,2-Dibromo-3-chloropropane	ND	50	ug/Kg	1.00	01/19/2000 19:43	
1,2-Dibromoethane	ND	10	ug/Kg	1.00	01/19/2000 19:43	
Dibromomethane	ND	10	ug/Kg	1.00	01/19/2000 19:43	
Dichlorodifluoromethane	ND	10	ug/Kg	1.00	01/19/2000 19:43	
1,1-Dichloroethane	ND	5.0	ug/Kg	1.00	01/19/2000 19:43	
1,2-Dichloroethane	ND	5.0	ug/Kg	1.00	01/19/2000 19:43	
1,1-Dichloroethene	ND	5.0	ug/Kg	1.00	01/19/2000 19:43	
cis-1,2-Dichloroethene	ND	5.0	ug/Kg	1.00	01/19/2000 19:43	
trans-1,2-Dichloroethene	ND	5.0	ug/Kg	1.00	01/19/2000 19:43	
1,2-Dichloropropane	ND	5.0	ug/Kg	1.00	01/19/2000 19:43	
cis-1,3-Dichloropropene	ND	5.0	ug/Kg	1.00	01/19/2000 19:43	
trans-1,3-Dichloropropene	ND	5.0	ug/Kg	1.00	01/19/2000 19:43	
Ethylbenzene	ND	5.0	ug/Kg	1.00	01/19/2000 19:43	
2-Hexanone	ND	50	ug/Kg	1.00	01/19/2000 19:43	
Methylene chloride	ND	5.0	ug/Kg	1.00	01/19/2000 19:43	
4-Methyl-2-pentanone (MIBK)	ND	50	ug/Kg	1.00	01/19/2000 19:43	
Naphthalene	ND	10	ug/Kg	1.00	01/19/2000 19:43	
Styrene	ND	5.0	ug/Kg	1.00	01/19/2000 19:43	
1,1,2,2-Tetrachloroethane	ND	5.0	ug/Kg	1.00	01/19/2000 19:43	

1220 Quarry Lane * Pleasanton, CA 94566-4756

Telephone: (925) 484-1919 * Facsimile: (925) 484-1096

Environmental Services (SDB)

To: **Block Environmental**
 Attn.: Jeff Kane

Test Method: 8260A
 Prep Method: 5030

Volatile Organic Compounds

Sample ID: DS-2	Lab Sample ID: 2000-01-0234-006
Project: 9813 ONE/Dunne	Received: 01/17/2000 10:23
Sampled: 01/13/2000 14:15	Extracted: 01/19/2000 19:43
Matrix: Soil	QC-Batch: 2000/01/19-01.06

Compound	Result	Rep.Limit	Units	Dilution	Analyzed	Flag
Tetrachloroethene	ND	5.0	ug/Kg	1.00	01/19/2000 19:43	
Toluene	ND	5.0	ug/Kg	1.00	01/19/2000 19:43	
1,1,1-Trichloroethane	ND	5.0	ug/Kg	1.00	01/19/2000 19:43	
1,1,2-Trichloroethane	ND	5.0	ug/Kg	1.00	01/19/2000 19:43	
Trichloroethene	ND	5.0	ug/Kg	1.00	01/19/2000 19:43	
1,1,1,2-Tetrachloroethane	ND	5.0	ug/Kg	1.00	01/19/2000 19:43	
Vinyl acetate	ND	50	ug/Kg	1.00	01/19/2000 19:43	
Vinyl chloride	ND	5.0	ug/Kg	1.00	01/19/2000 19:43	
Total xylenes	ND	10	ug/Kg	1.00	01/19/2000 19:43	
Trichlorotrifluoroethane	ND	5.0	ug/Kg	1.00	01/19/2000 19:43	
Carbon disulfide	ND	5.0	ug/Kg	1.00	01/19/2000 19:43	
Isopropylbenzene	ND	5.0	ug/Kg	1.00	01/19/2000 19:43	
Bromobenzene	ND	5.0	ug/Kg	1.00	01/19/2000 19:43	
Bromochloromethane	ND	20	ug/Kg	1.00	01/19/2000 19:43	
Trichlorofluoromethane	ND	5.0	ug/Kg	1.00	01/19/2000 19:43	
Surrogate(s)						
4-Bromofluorobenzene	107.4	74-121	%	1.00	01/19/2000 19:43	
1,2-Dichloroethane-d4	92.7	70-121	%	1.00	01/19/2000 19:43	
Toluene-d8	93.4	81-117	%	1.00	01/19/2000 19:43	

Environmental Services (SDB)

To: **Block Environmental**
 Attn.: Jeff Kane

Test Method: 8260A
 Prep Method: 5030

Batch QC Report
 Volatile Organic Compounds

Method Blank	Soil	QC Batch # 2000/01/19-01.06
MB: 2000/01/19-01.06-001		Date Extracted: 01/19/2000 12:48

Compound	Result	Rep.Limit	Units	Analyzed	Flag
Acetone	ND	50	ug/Kg	01/19/2000 12:48	
Benzene	ND	5.0	ug/Kg	01/19/2000 12:48	
Bromodichloromethane	ND	5.0	ug/Kg	01/19/2000 12:48	
Bromoform	ND	5.0	ug/Kg	01/19/2000 12:48	
Bromomethane	ND	10.0	ug/Kg	01/19/2000 12:48	
Carbon tetrachloride	ND	5.0	ug/Kg	01/19/2000 12:48	
Chlorobenzene	ND	5.0	ug/Kg	01/19/2000 12:48	
Chloroethane	ND	10	ug/Kg	01/19/2000 12:48	
2-Butanone(MEK)	ND	50	ug/Kg	01/19/2000 12:48	
2-Chloroethylvinyl ether	ND	50	ug/Kg	01/19/2000 12:48	
Chloroform	ND	5.0	ug/Kg	01/19/2000 12:48	
Chloromethane	ND	10	ug/Kg	01/19/2000 12:48	
Dibromochloromethane	ND	5.0	ug/Kg	01/19/2000 12:48	
1,2-Dichlorobenzene	ND	5.0	ug/Kg	01/19/2000 12:48	
1,3-Dichlorobenzene	ND	5.0	ug/Kg	01/19/2000 12:48	
1,4-Dichlorobenzene	ND	5.0	ug/Kg	01/19/2000 12:48	
1,2-Dibromo-3-chloropropane	ND	50	ug/Kg	01/19/2000 12:48	
1,2-Dibromoethane	ND	10	ug/Kg	01/19/2000 12:48	
Dibromomethane	ND	10	ug/Kg	01/19/2000 12:48	
Dichlorodifluoromethane	ND	10	ug/Kg	01/19/2000 12:48	
1,1-Dichloroethane	ND	5.0	ug/Kg	01/19/2000 12:48	
1,2-Dichloroethane	ND	5.0	ug/Kg	01/19/2000 12:48	
1,1-Dichloroethene	ND	5.0	ug/Kg	01/19/2000 12:48	
cis-1,2-Dichloroethene	ND	5.0	ug/Kg	01/19/2000 12:48	
trans-1,2-Dichloroethene	ND	5.0	ug/Kg	01/19/2000 12:48	
1,2-Dichloropropane	ND	5.0	ug/Kg	01/19/2000 12:48	
cis-1,3-Dichloropropene	ND	5.0	ug/Kg	01/19/2000 12:48	
trans-1,3-Dichloropropene	ND	5.0	ug/Kg	01/19/2000 12:48	
Ethylbenzene	ND	5.0	ug/Kg	01/19/2000 12:48	
2-Hexanone	ND	50	ug/Kg	01/19/2000 12:48	
Methylene chloride	ND	5.0	ug/Kg	01/19/2000 12:48	
4-Methyl-2-pentanone (MIBK)	ND	50	ug/Kg	01/19/2000 12:48	
Naphthalene	ND	10	ug/Kg	01/19/2000 12:48	
Styrene	ND	5.0	ug/Kg	01/19/2000 12:48	
1,1,2,2-Tetrachloroethane	ND	5.0	ug/Kg	01/19/2000 12:48	
Tetrachloroethene	ND	5.0	ug/Kg	01/19/2000 12:48	
Toluene	ND	5.0	ug/Kg	01/19/2000 12:48	

1220 Quarry Lane * Pleasanton, CA 94566-4756

Telephone: (925) 484-1919 * Facsimile: (925) 484-1096

Environmental Services (SDB)

To: **Block Environmental**
 Attn.: Jeff Kane

Test Method: 8260A
 Prep Method: 5030

Batch QC Report
 Volatile Organic Compounds

Method Blank	Soil	QC Batch # 2000/01/19-01.06
MB: 2000/01/19-01.06-001		Date Extracted: 01/19/2000 12:48

Compound	Result	Rep.Limit	Units	Analyzed	Flag
1,1,1-Trichloroethane	ND	5.0	ug/Kg	01/19/2000 12:48	
1,1,2-Trichloroethane	ND	5.0	ug/Kg	01/19/2000 12:48	
Trichloroethene	ND	5.0	ug/Kg	01/19/2000 12:48	
1,1,1,2-Tetrachloroethane	ND	5.0	ug/Kg	01/19/2000 12:48	
Vinyl acetate	ND	50	ug/Kg	01/19/2000 12:48	
Vinyl chloride	ND	5.0	ug/Kg	01/19/2000 12:48	
Total xylenes	ND	10	ug/Kg	01/19/2000 12:48	
Trichlorotrifluoroethane	ND	5.0	ug/Kg	01/19/2000 12:48	
Carbon disulfide	ND	5.0	ug/Kg	01/19/2000 12:48	
Isopropylbenzene	ND	5.0	ug/Kg	01/19/2000 12:48	
Bromobenzene	ND	5.0	ug/Kg	01/19/2000 12:48	
Bromochloromethane	ND	20	ug/Kg	01/19/2000 12:48	
Trichlorofluoromethane	ND	5.0	ug/Kg	01/19/2000 12:48	
Surrogate(s)					
4-Bromofluorobenzene	109.0	74-121	%	01/19/2000 12:48	
1,2-Dichloroethane-d4	97.6	70-121	%	01/19/2000 12:48	
Toluene-d8	92.0	81-117	%	01/19/2000 12:48	

Environmental Services (SDB)

To: **Block Environmental**
 Attn.: Jeff Kane

Test Method: 8260A
 Prep Method: 5030

Batch QC Report
 Volatile Organic Compounds

Method Blank	Soil	QC Batch # 2000/01/24-01.06
MB: 2000/01/24-01.06-001		Date Extracted: 01/24/2000 12:37

Compound	Result	Rep.Limit	Units	Analyzed	Flag
Acetone	ND	12500	ug/Kg	01/24/2000 12:37	
Benzene	ND	1250	ug/Kg	01/24/2000 12:37	
Bromodichloromethane	ND	1250	ug/Kg	01/24/2000 12:37	
Bromoform	ND	1250	ug/Kg	01/24/2000 12:37	
Bromomethane	ND	2500	ug/Kg	01/24/2000 12:37	
Carbon tetrachloride	ND	1250	ug/Kg	01/24/2000 12:37	
Chlorobenzene	ND	1250	ug/Kg	01/24/2000 12:37	
Chloroethane	ND	2500	ug/Kg	01/24/2000 12:37	
2-Butanone(MEK)	ND	12500	ug/Kg	01/24/2000 12:37	
2-Chloroethylvinyl ether	ND	12500	ug/Kg	01/24/2000 12:37	
Chloroform	ND	1250	ug/Kg	01/24/2000 12:37	
Chloromethane	ND	2500	ug/Kg	01/24/2000 12:37	
Dibromochloromethane	ND	1250	ug/Kg	01/24/2000 12:37	
1,2-Dichlorobenzene	ND	1250	ug/Kg	01/24/2000 12:37	
1,3-Dichlorobenzene	ND	1250	ug/Kg	01/24/2000 12:37	
1,4-Dichlorobenzene	ND	1250	ug/Kg	01/24/2000 12:37	
1,2-Dibromo-3-chloropropane	ND	12500	ug/Kg	01/24/2000 12:37	
1,2-Dibromoethane	ND	2500	ug/Kg	01/24/2000 12:37	
Dibromomethane	ND	2500	ug/Kg	01/24/2000 12:37	
Dichlorodifluoromethane	ND	2500	ug/Kg	01/24/2000 12:37	
1,1-Dichloroethane	ND	1250	ug/Kg	01/24/2000 12:37	
1,2-Dichloroethane	ND	1250	ug/Kg	01/24/2000 12:37	
1,1-Dichloroethene	ND	1250	ug/Kg	01/24/2000 12:37	
cis-1,2-Dichloroethene	ND	1250	ug/Kg	01/24/2000 12:37	
trans-1,2-Dichloroethene	ND	1250	ug/Kg	01/24/2000 12:37	
1,2-Dichloropropane	ND	1250	ug/Kg	01/24/2000 12:37	
cis-1,3-Dichloropropene	ND	1250	ug/Kg	01/24/2000 12:37	
trans-1,3-Dichloropropene	ND	1250	ug/Kg	01/24/2000 12:37	
Ethylbenzene	ND	1250	ug/Kg	01/24/2000 12:37	
2-Hexanone	ND	12500	ug/Kg	01/24/2000 12:37	
Methylene chloride	ND	2500	ug/Kg	01/24/2000 12:37	
4-Methyl-2-pentanone (MIBK)	ND	12500	ug/Kg	01/24/2000 12:37	
Naphthalene	ND	1250	ug/Kg	01/24/2000 12:37	
Styrene	ND	1250	ug/Kg	01/24/2000 12:37	
1,1,2,2-Tetrachloroethane	ND	1250	ug/Kg	01/24/2000 12:37	
Tetrachloroethene	ND	1250	ug/Kg	01/24/2000 12:37	
Toluene	ND	1250	ug/Kg	01/24/2000 12:37	

1220 Quarry Lane * Pleasanton, CA 94566-4756

Telephone: (925) 484-1919 * Facsimile: (925) 484-1096

Environmental Services (SDB)

To: **Block Environmental**
 Attn.: Jeff Kane

Test Method: 8260A
 Prep Method: 5030

Batch QC Report
 Volatile Organic Compounds

Method Blank	Soil	QC Batch # 2000/01/24-01.06
MB: 2000/01/24-01.06-001		Date Extracted: 01/24/2000 12:37

Compound	Result	Rep.Limit	Units	Analyzed	Flag
1,1,1-Trichloroethane	ND	1250	ug/Kg	01/24/2000 12:37	
1,1,2-Trichloroethane	ND	1250	ug/Kg	01/24/2000 12:37	
Trichloroethene	ND	1250	ug/Kg	01/24/2000 12:37	
1,1,1,2-Tetrachloroethane	ND	1250	ug/Kg	01/24/2000 12:37	
Vinyl acetate	ND	12500	ug/Kg	01/24/2000 12:37	
Vinyl chloride	ND	1250	ug/Kg	01/24/2000 12:37	
Total xylenes	ND	2500	ug/Kg	01/24/2000 12:37	
Trichlorotrifluoroethane	ND	1250	ug/Kg	01/24/2000 12:37	
Carbon disulfide	ND	1250	ug/Kg	01/24/2000 12:37	
Isopropylbenzene	ND	1250	ug/Kg	01/24/2000 12:37	
Bromobenzene	ND	1250	ug/Kg	01/24/2000 12:37	
Bromochloromethane	ND	5000	ug/Kg	01/24/2000 12:37	
Trichlorofluoromethane	ND	5000	ug/Kg	01/24/2000 12:37	
Surrogate(s)					
4-Bromofluorobenzene	108.6	74-121	%	01/24/2000 12:37	
1,2-Dichloroethane-d4	103.0	70-121	%	01/24/2000 12:37	
Toluene-d8	99.0	81-117	%	01/24/2000 12:37	

Environmental Services (SDB)

To: **Block Environmental**

Test Method: 8260A

Attn: Jeff Kane

Prep Method: 5030

Batch QC Report

Volatile Organic Compounds

Laboratory Control Spike (LCS/LCSD)		Soil		QC Batch # 2000/01/19-01.06	
LCS:	2000/01/19-01.06-002	Extracted:	01/19/2000 11:27	Analyzed:	01/19/2000 11:27
LCSD:	2000/01/19-01.06-003	Extracted:	01/19/2000 12:08	Analyzed:	01/19/2000 12:08

Compound	Conc. [ug/Kg]		Exp.Conc. [ug/Kg]		Recovery [%]		RPD [%]	Ctrl. Limits [%]		Flags	
	LCS	LCSD	LCS	LCSD	LCS	LCSD		Recovery	RPD	LCS	LCSD
Benzene	115	116	100.0	100.0	115.0	116.0	0.9	69-129	20		
Chlorobenzene	96.9	99.4	100.0	100.0	96.9	99.4	2.5	61-121	20		
1,1-Dichloroethene	103	103	100.0	100.0	103.0	103.0	0.0	65-125	20		
Toluene	97.6	99.2	100.0	100.0	97.6	99.2	1.6	70-130	20		
Trichloroethene	93.5	92.3	100.0	100.0	93.5	92.3	1.3	74-134	20		
Surrogate(s)											
4-Bromofluorobenzene	519	529	500	500	103.8	105.8		74-121			
1,2-Dichloroethane-d4	454	465	500	500	90.8	93.0		70-121			
Toluene-d8	472	464	500	500	94.4	92.8		81-117			

Environmental Services (SDB)

To: **Block Environmental**

Test Method: 8260A

Attn: Jeff Kane

Prep Method: 5030

Batch QC Report

Volatile Organic Compounds

Laboratory Control Spike (LCS/LCSD)		Soil		QC Batch # 2000/01/24-01.06	
LCS:	2000/01/24-01.06-002	Extracted:	01/24/2000 11:17	Analyzed:	01/24/2000 11:17
LCSD:	2000/01/24-01.06-003	Extracted:	01/24/2000 11:57	Analyzed:	01/24/2000 11:57

Compound	Conc. [ug/Kg]		Exp. Conc. [ug/Kg]		Recovery [%]		RPD	Ctrl. Limits [%]		Flags	
	LCS	LCSD	LCS	LCSD	LCS	LCSD		Recovery	RPD	LCS	LCSD
Benzene	133	130	125	125	106.4	104.0	2.3	69-129	20		
Chlorobenzene	124	112	125	125	99.2	89.6	10.2	61-121	20		
1,1-Dichloroethene	119	118	125	125	95.2	94.4	0.8	65-125	20		
Toluene	125	120	125	125	100.0	96.0	4.1	70-130	20		
Trichloroethene	121	116	125	125	96.8	92.8	4.2	74-134	20		
Surrogate(s)											
4-Bromofluorobenzene	536	539	500	500	107.2	107.8		74-121			
1,2-Dichloroethane-d4	496	485	500	500	99.2	97.0		70-121			
Toluene-d8	509	492	500	500	101.8	98.4		81-117			

To: **Block Environmental**

Test Method: 8260A

Attn.: Jeff Kane

Prep Method: 5030

Batch QC Report

Volatile Organic Compounds

Matrix Spike (MS / MSD)

Soil

QC Batch # 2000/01/19-01.06

Sample ID: **DS-2**

Lab Sample ID: 2000-01-0234-006

MS: 2000/01/19-01.06-004 Extracted: 01/19/2000 15:41 Analyzed: 01/19/2000 15:41 Dilution: 1.0

MSD: 2000/01/19-01.06-005 Extracted: 01/19/2000 16:21 Analyzed: 01/19/2000 16:21 Dilution: 1.0

Compound	Conc. [ug/Kg]			Exp. Conc. [ug/Kg]		Recovery [%]		RPD	Ctrl. Limits [%]		Flags	
	MS	MSD	Sample	MS	MSD	MS	MSD		Recovery	RPD	MS	MSD
Benzene	96.8	97.9	ND	97.1	97.8	99.7	100.1	0.4	69-129	20		
Chlorobenzene	88.8	91.4	ND	97.1	97.8	91.5	93.5	2.2	61-121	20		
1,1-Dichloroethene	89.1	93.3	ND	97.1	97.8	91.8	95.4	3.8	65-125	20		
Toluene	90.1	90.6	ND	97.1	97.8	92.8	92.6	0.2	70-130	20		
Trichloroethene	88.4	87.9	ND	97.1	97.8	91.0	89.9	1.2	74-134	20		
Surrogate(s)												
4-Bromofluorobenzene	550	556		500	500	110.0	111.2		74-121			
1,2-Dichloroethane-d4	493	463		500	500	98.6	92.6		70-121			
Toluene-d8	482	468		500	500	96.4	93.6		81-117			

Environmental Services (SDB)

To: **Block Environmental**
Attn: Jeff Kane

Test Method: 8260A
Prep Method: 5030

Legend & Notes

Volatile Organic Compounds

Analysis Flags

o

Reporting limits were raised due to high level of analyte present in the sample.

Environmental Services (SDB)

Semi-volatile Organic Compounds

Block Environmental	✉ 2455 Estand Way Pleasant Hill, CA 94523
Attn: Jeff Kane	Phone: (925) 686-3215 Fax: (925) 686-0399
Project #: 9813	Project: ONE/Dunne

Samples Reported

Sample ID	Matrix	Date Sampled	Lab #
DS-0	Soil	01/13/2000 14:15	5
DS-2	Soil	01/13/2000 14:15	6

Environmental Services (SDB)

To: **Block Environmental**

Test Method: 8270A

Attn.: Jeff Kane

Prep Method: 3550/8270A

Semi-volatile Organic Compounds

Sample ID: DS-0	Lab Sample ID: 2000-01-0234-005
Project: 9813 ONE/Dunne	Received: 01/17/2000 10:23
Sampled: 01/13/2000 14:15	Extracted: 01/18/2000
Matrix: Soil	QC-Batch: 2000/01/18-02.11
Sample/Analysis Flag: sdo (See Legend & Note section)	

Compound	Result	Rep.Limit	Units	Dilution	Analyzed	Flag
Phenol	ND	25	mg/Kg	250.00	01/18/2000 21:42	
Bis(2-chloroethyl)ether	ND	25	mg/Kg	250.00	01/18/2000 21:42	
2-Chlorophenol	ND	25	mg/Kg	250.00	01/18/2000 21:42	
1,3-Dichlorobenzene	ND	25	mg/Kg	250.00	01/18/2000 21:42	
1,4-Dichlorobenzene	ND	25	mg/Kg	250.00	01/18/2000 21:42	
Benzyl alcohol	ND	50	mg/Kg	250.00	01/18/2000 21:42	
1,2-Dichlorobenzene	ND	25	mg/Kg	250.00	01/18/2000 21:42	
2-Methylphenol	ND	25	mg/Kg	250.00	01/18/2000 21:42	
Bis(2-chloroisopropyl) ether	ND	25	mg/Kg	250.00	01/18/2000 21:42	
4-Methylphenol	ND	50	mg/Kg	250.00	01/18/2000 21:42	
N-Nitroso-di-n-propylamine	ND	25	mg/Kg	250.00	01/18/2000 21:42	
Hexachloroethane	ND	25	mg/Kg	250.00	01/18/2000 21:42	
Nitrobenzene	ND	25	mg/Kg	250.00	01/18/2000 21:42	
Isophorone	ND	25	mg/Kg	250.00	01/18/2000 21:42	
2-Nitrophenol	ND	25	mg/Kg	250.00	01/18/2000 21:42	
2,4-Dimethylphenol	ND	25	mg/Kg	250.00	01/18/2000 21:42	
Bis(2-chloroethoxy) methane	ND	25	mg/Kg	250.00	01/18/2000 21:42	
2,4-Dichlorophenol	ND	25	mg/Kg	250.00	01/18/2000 21:42	
1,2,4-Trichlorobenzene	ND	25	mg/Kg	250.00	01/18/2000 21:42	
Naphthalene	32	25	mg/Kg	250.00	01/18/2000 21:42	
4-Chloroaniline	ND	50	mg/Kg	250.00	01/18/2000 21:42	
Hexachlorobutadiene	ND	25	mg/Kg	250.00	01/18/2000 21:42	
4-Chloro-3-methylphenol	ND	50	mg/Kg	250.00	01/18/2000 21:42	
2-Methylnaphthalene	ND	25	mg/Kg	250.00	01/18/2000 21:42	
Hexachlorocyclopentadiene	ND	25	mg/Kg	250.00	01/18/2000 21:42	
2,4,6-Trichlorophenol	ND	25	mg/Kg	250.00	01/18/2000 21:42	
2,4,5-Trichlorophenol	ND	25	mg/Kg	250.00	01/18/2000 21:42	
2-Chloronaphthalene	ND	25	mg/Kg	250.00	01/18/2000 21:42	
2-Nitroaniline	ND	130	mg/Kg	250.00	01/18/2000 21:42	
Dimethyl phthalate	ND	130	mg/Kg	250.00	01/18/2000 21:42	
Acenaphthylene	ND	25	mg/Kg	250.00	01/18/2000 21:42	
3-Nitroaniline	ND	25	mg/Kg	250.00	01/18/2000 21:42	
Acenaphthene	ND	25	mg/Kg	250.00	01/18/2000 21:42	

1220 Quarry Lane * Pleasanton, CA 94566-4756

Telephone: (925) 484-1919 * Facsimile: (925) 484-1096

Environmental Services (SDB)

To: **Block Environmental**
 Attn.: Jeff Kane

Test Method: 8270A
 Prep Method: 3550/8270A

Semi-volatile Organic Compounds

Sample ID: DS-0	Lab Sample ID: 2000-01-0234-005
Project: 9813 ONE/Dunne	Received: 01/17/2000 10:23
Sampled: 01/13/2000 14:15	Extracted: 01/18/2000
Matrix: Soil	QC-Batch: 2000/01/18-02.11
Sample/Analysis Flag: sdo (See Legend & Note section)	

Compound	Result	Rep.Limit	Units	Dilution	Analyzed	Flag
2,4-Dinitrophenol	ND	130	mg/Kg	250.00	01/18/2000 21:42	
4-Nitrophenol	ND	130	mg/Kg	250.00	01/18/2000 21:42	
Dibenzofuran	ND	25	mg/Kg	250.00	01/18/2000 21:42	
2,4-Dinitrotoluene	ND	25	mg/Kg	250.00	01/18/2000 21:42	
2,6-Dinitrotoluene	ND	50	mg/Kg	250.00	01/18/2000 21:42	
Diethyl phthalate	ND	130	mg/Kg	250.00	01/18/2000 21:42	
4-Chlorophenyl phenyl ether	ND	25	mg/Kg	250.00	01/18/2000 21:42	
Fluorene	ND	25	mg/Kg	250.00	01/18/2000 21:42	
4-Nitroaniline	ND	130	mg/Kg	250.00	01/18/2000 21:42	
2-Methyl-4,6-dinitrophenol	ND	130	mg/Kg	250.00	01/18/2000 21:42	
N-Nitrosodiphenylamine	ND	25	mg/Kg	250.00	01/18/2000 21:42	
4-Bromophenyl phenyl ether	ND	25	mg/Kg	250.00	01/18/2000 21:42	
Hexachlorobenzene	ND	25	mg/Kg	250.00	01/18/2000 21:42	
Pentachlorophenol	ND	130	mg/Kg	250.00	01/18/2000 21:42	
Phenanthrene	ND	25	mg/Kg	250.00	01/18/2000 21:42	
Anthracene	ND	25	mg/Kg	250.00	01/18/2000 21:42	
Di-n-butyl phthalate	ND	500	mg/Kg	250.00	01/18/2000 21:42	
Fluoranthene	ND	25	mg/Kg	250.00	01/18/2000 21:42	
Pyrene	ND	25	mg/Kg	250.00	01/18/2000 21:42	
Butyl benzyl phthalate	ND	130	mg/Kg	250.00	01/18/2000 21:42	
3,3-Dichlorobenzidine	ND	50	mg/Kg	250.00	01/18/2000 21:42	
Benzo(a)anthracene	ND	25	mg/Kg	250.00	01/18/2000 21:42	
bis(2-Ethylhexyl) phthalate	ND	130	mg/Kg	250.00	01/18/2000 21:42	
Chrysene	ND	25	mg/Kg	250.00	01/18/2000 21:42	
Di-n-octyl phthalate	ND	130	mg/Kg	250.00	01/18/2000 21:42	
Benzo(b)fluoranthene	ND	25	mg/Kg	250.00	01/18/2000 21:42	
Benzo(k)fluoranthene	ND	50	mg/Kg	250.00	01/18/2000 21:42	
Benzo(a)pyrene	ND	5.0	mg/Kg	250.00	01/18/2000 21:42	
Indeno(1,2,3-c,d)pyrene	ND	50	mg/Kg	250.00	01/18/2000 21:42	
Dibenzo(a,h)anthracene	ND	50	mg/Kg	250.00	01/18/2000 21:42	
Benzo(g,h,i)perylene	ND	50	mg/Kg	250.00	01/18/2000 21:42	
Benzoic acid	ND	130	mg/Kg	250.00	01/18/2000 21:42	
Surrogate(s)						

1220 Quarry Lane * Pleasanton, CA 94566-4756

Telephone: (925) 484-1919 * Facsimile: (925) 484-1096

To: **Block Environmental**

Test Method: 8270A

Attn.: Jeff Kane

Prep Method: 3550/8270A

Semi-volatile Organic Compounds

Sample ID: DS-0	Lab Sample ID: 2000-01-0234-005
Project: 9813 ONE/Dunne	Received: 01/17/2000 10:23
Sampled: 01/13/2000 14:15	Extracted: 01/18/2000
Matrix: Soil	QC-Batch: 2000/01/18-02.11
Sample/Analysis Flag: sdo (See Legend & Note section)	

Compound	Result	Rep.Limit	Units	Dilution	Analyzed	Flag
Nitrobenzene-d5	ND	23-120	%	250.00	01/18/2000 21:42	sd
2-Fluorobiphenyl	ND	30-115	ug/L	250.00	01/18/2000 21:42	sd
p-Terphenyl-d14	ND	18-137	ug/L	250.00	01/18/2000 21:42	sd
Phenol-d5	ND	24-113	ug/L	250.00	01/18/2000 21:42	sd
2-Fluorophenol	ND	25-121	ug/L	250.00	01/18/2000 21:42	sd
2,4,6-Tribromophenol	ND	19-122	ug/L	250.00	01/18/2000 21:42	sd

Environmental Services (SDB)

To: **Block Environmental**

Test Method: 8270A

Attn.: Jeff Kane

Prep Method: 3550/8270A

Semi-volatile Organic Compounds

Sample ID: DS-2	Lab Sample ID: 2000-01-0234-006
Project: 9813 ONE/Dunne	Received: 01/17/2000 10:23
Sampled: 01/13/2000 14:15	Extracted: 01/18/2000
Matrix: Soil	QC-Batch: 2000/01/18-02.11

Compound	Result	Rep.Limit	Units	Dilution	Analyzed	Flag
Phenol	ND	0.10	mg/Kg	1.00	01/18/2000 18:49	
Bis(2-chloroethyl)ether	ND	0.10	mg/Kg	1.00	01/18/2000 18:49	
2-Chlorophenol	ND	0.10	mg/Kg	1.00	01/18/2000 18:49	
1,3-Dichlorobenzene	ND	0.10	mg/Kg	1.00	01/18/2000 18:49	
1,4-Dichlorobenzene	ND	0.10	mg/Kg	1.00	01/18/2000 18:49	
Benzyl alcohol	ND	0.20	mg/Kg	1.00	01/18/2000 18:49	
1,2-Dichlorobenzene	ND	0.10	mg/Kg	1.00	01/18/2000 18:49	
2-Methylphenol	ND	0.10	mg/Kg	1.00	01/18/2000 18:49	
Bis(2-chloroisopropyl) ether	ND	0.10	mg/Kg	1.00	01/18/2000 18:49	
4-Methylphenol	ND	0.20	mg/Kg	1.00	01/18/2000 18:49	
N-Nitroso-di-n-propylamine	ND	0.10	mg/Kg	1.00	01/18/2000 18:49	
Hexachloroethane	ND	0.10	mg/Kg	1.00	01/18/2000 18:49	
Nitrobenzene	ND	0.10	mg/Kg	1.00	01/18/2000 18:49	
Isophorone	ND	0.10	mg/Kg	1.00	01/18/2000 18:49	
2-Nitrophenol	ND	0.10	mg/Kg	1.00	01/18/2000 18:49	
2,4-Dimethylphenol	ND	0.10	mg/Kg	1.00	01/18/2000 18:49	
Bis(2-chloroethoxy) methane	ND	0.10	mg/Kg	1.00	01/18/2000 18:49	
2,4-Dichlorophenol	ND	0.10	mg/Kg	1.00	01/18/2000 18:49	
1,2,4-Trichlorobenzene	ND	0.10	mg/Kg	1.00	01/18/2000 18:49	
Naphthalene	ND	0.10	mg/Kg	1.00	01/18/2000 18:49	
4-Chloroaniline	ND	0.20	mg/Kg	1.00	01/18/2000 18:49	
Hexachlorobutadiene	ND	0.10	mg/Kg	1.00	01/18/2000 18:49	
4-Chloro-3-methylphenol	ND	0.20	mg/Kg	1.00	01/18/2000 18:49	
2-Methylnaphthalene	ND	0.10	mg/Kg	1.00	01/18/2000 18:49	
Hexachlorocyclopentadiene	ND	0.10	mg/Kg	1.00	01/18/2000 18:49	
2,4,6-Trichlorophenol	ND	0.10	mg/Kg	1.00	01/18/2000 18:49	
2,4,5-Trichlorophenol	ND	0.10	mg/Kg	1.00	01/18/2000 18:49	
2-Chloronaphthalene	ND	0.10	mg/Kg	1.00	01/18/2000 18:49	
2-Nitroaniline	ND	0.50	mg/Kg	1.00	01/18/2000 18:49	
Dimethyl phthalate	ND	0.50	mg/Kg	1.00	01/18/2000 18:49	
Acenaphthylene	ND	0.10	mg/Kg	1.00	01/18/2000 18:49	
3-Nitroaniline	ND	0.10	mg/Kg	1.00	01/18/2000 18:49	
Acenaphthene	ND	0.10	mg/Kg	1.00	01/18/2000 18:49	
2,4-Dinitrophenol	ND	0.50	mg/Kg	1.00	01/18/2000 18:49	
4-Nitrophenol	ND	0.50	mg/Kg	1.00	01/18/2000 18:49	

1220 Quarry Lane * Pleasanton, CA 94566-4756

Telephone: (925) 484-1919 * Facsimile: (925) 484-1096

Environmental Services (SDB)

To: **Block Environmental**

Test Method: 8270A

Attn.: Jeff Kane

Prep Method: 3550/8270A

Semi-volatile Organic Compounds

Sample ID: DS-2	Lab Sample ID: 2000-01-0234-006
Project: 9813 ONE/Dunne	Received: 01/17/2000 10:23
Sampled: 01/13/2000 14:15	Extracted: 01/18/2000
Matrix: Soil	QC-Batch: 2000/01/18-02.11

Compound	Result	Rep.Limit	Units	Dilution	Analyzed	Flag
Dibenzofuran	ND	0.10	mg/Kg	1.00	01/18/2000 18:49	
2,4-Dinitrotoluene	ND	0.10	mg/Kg	1.00	01/18/2000 18:49	
2,6-Dinitrotoluene	ND	0.20	mg/Kg	1.00	01/18/2000 18:49	
Diethyl phthalate	ND	0.50	mg/Kg	1.00	01/18/2000 18:49	
4-Chlorophenyl phenyl ether	ND	0.10	mg/Kg	1.00	01/18/2000 18:49	
Fluorene	ND	0.10	mg/Kg	1.00	01/18/2000 18:49	
4-Nitroaniline	ND	0.50	mg/Kg	1.00	01/18/2000 18:49	
2-Methyl-4,6-dinitrophenol	ND	0.50	mg/Kg	1.00	01/18/2000 18:49	
N-Nitrosodiphenylamine	ND	0.10	mg/Kg	1.00	01/18/2000 18:49	
4-Bromophenyl phenyl ether	ND	0.10	mg/Kg	1.00	01/18/2000 18:49	
Hexachlorobenzene	ND	0.10	mg/Kg	1.00	01/18/2000 18:49	
Pentachlorophenol	ND	0.50	mg/Kg	1.00	01/18/2000 18:49	
Phenanthrene	ND	0.10	mg/Kg	1.00	01/18/2000 18:49	
Anthracene	ND	0.10	mg/Kg	1.00	01/18/2000 18:49	
Di-n-butyl phthalate	ND	2.0	mg/Kg	1.00	01/18/2000 18:49	
Fluoranthene	ND	0.10	mg/Kg	1.00	01/18/2000 18:49	
Pyrene	ND	0.10	mg/Kg	1.00	01/18/2000 18:49	
Butyl benzyl phthalate	ND	0.50	mg/Kg	1.00	01/18/2000 18:49	
3,3-Dichlorobenzidine	ND	0.20	mg/Kg	1.00	01/18/2000 18:49	
Benzo(a)anthracene	ND	0.10	mg/Kg	1.00	01/18/2000 18:49	
bis(2-Ethylhexyl) phthalate	ND	0.50	mg/Kg	1.00	01/18/2000 18:49	
Chrysene	ND	0.10	mg/Kg	1.00	01/18/2000 18:49	
Di-n-octyl phthalate	ND	0.50	mg/Kg	1.00	01/18/2000 18:49	
Benzo(b)fluoranthene	ND	0.10	mg/Kg	1.00	01/18/2000 18:49	
Benzo(k)fluoranthene	ND	0.20	mg/Kg	1.00	01/18/2000 18:49	
Benzo(a)pyrene	ND	0.020	mg/Kg	1.00	01/18/2000 18:49	
Indeno(1,2,3-c,d)pyrene	ND	0.20	mg/Kg	1.00	01/18/2000 18:49	
Dibenzo(a,h)anthracene	ND	0.20	mg/Kg	1.00	01/18/2000 18:49	
Benzo(g,h,i)perylene	ND	0.20	mg/Kg	1.00	01/18/2000 18:49	
Benzoic acid	ND	0.50	mg/Kg	1.00	01/18/2000 18:49	
Surrogate(s)						
Nitrobenzene-d5	39.8	23-120	%	1.00	01/18/2000 18:49	
2-Fluorobiphenyl	56.2	30-115	%	1.00	01/18/2000 18:49	
p-Terphenyl-d14	72.8	18-137	%	1.00	01/18/2000 18:49	
Phenol-d5	60.2	24-113	%	1.00	01/18/2000 18:49	

1220 Quarry Lane * Pleasanton, CA 94566-4756

Telephone: (925) 484-1919 * Facsimile: (925) 484-1096

Environmental Services (SDB)

To: **Block Environmental**

Test Method: 8270A

Attn.: Jeff Kane

Prep Method: 3550/8270A

Semi-volatile Organic Compounds

Sample ID: DS-2	Lab Sample ID: 2000-01-0234-006
Project: 9813 ONE/Dunne	Received: 01/17/2000 10:23
Sampled: 01/13/2000 14:15	Extracted: 01/18/2000
Matrix: Soil	QC-Batch: 2000/01/18-02.11

Compound	Result	Rep.Limit	Units	Dilution	Analyzed	Flag
Surrogate(s)						
2-Fluorophenol	52.7	25-121	%	1.00	01/18/2000 18:49	
2,4,6-Tribromophenol	73.4	19-122	%	1.00	01/18/2000 18:49	

Environmental Services (SDB)

To: **Block Environmental**
 Attn.: Jeff Kane

Test Method: 8270A
 Prep Method: 3550/8270A

Batch QC Report
 Semi-volatile Organic Compounds

Method Blank	Soil	QC Batch # 2000/01/18-02.11
MB: 2000/01/18-02.11-001		Date Extracted: 01/18/2000 09:00

Compound	Result	Rep.Limit	Units	Analyzed	Flag
Phenol	ND	0.10	mg/Kg	01/18/2000 15:35	
Bis(2-chloroethyl)ether	ND	0.10	mg/Kg	01/18/2000 15:35	
2-Chlorophenol	ND	0.10	mg/Kg	01/18/2000 15:35	
1,3-Dichlorobenzene	ND	0.10	mg/Kg	01/18/2000 15:35	
1,4-Dichlorobenzene	ND	0.10	mg/Kg	01/18/2000 15:35	
Benzyl alcohol	ND	0.20	mg/Kg	01/18/2000 15:35	
1,2-Dichlorobenzene	ND	0.10	mg/Kg	01/18/2000 15:35	
2-Methylphenol	ND	0.10	mg/Kg	01/18/2000 15:35	
Bis(2-chloroisopropyl) ether	ND	0.10	mg/Kg	01/18/2000 15:35	
4-Methylphenol	ND	0.20	mg/Kg	01/18/2000 15:35	
N-Nitroso-di-n-propylamine	ND	0.10	mg/Kg	01/18/2000 15:35	
Hexachloroethane	ND	0.10	mg/Kg	01/18/2000 15:35	
Nitrobenzene	ND	0.10	mg/Kg	01/18/2000 15:35	
Isophorone	ND	0.10	mg/Kg	01/18/2000 15:35	
2-Nitrophenol	ND	0.10	mg/Kg	01/18/2000 15:35	
2,4-Dimethylphenol	ND	0.10	mg/Kg	01/18/2000 15:35	
Bis(2-chloroethoxy) methane	ND	0.10	mg/Kg	01/18/2000 15:35	
2,4-Dichlorophenol	ND	0.10	mg/Kg	01/18/2000 15:35	
1,2,4-Trichlorobenzene	ND	0.10	mg/Kg	01/18/2000 15:35	
Naphthalene	ND	0.10	mg/Kg	01/18/2000 15:35	
4-Chloroaniline	ND	0.20	mg/Kg	01/18/2000 15:35	
Hexachlorobutadiene	ND	0.10	mg/Kg	01/18/2000 15:35	
4-Chloro-3-methylphenol	ND	0.20	mg/Kg	01/18/2000 15:35	
2-Methylnaphthalene	ND	0.10	mg/Kg	01/18/2000 15:35	
Hexachlorocyclopentadiene	ND	0.10	mg/Kg	01/18/2000 15:35	
2,4,6-Trichlorophenol	ND	0.10	mg/Kg	01/18/2000 15:35	
2,4,5-Trichlorophenol	ND	0.10	mg/Kg	01/18/2000 15:35	
2-Chloronaphthalene	ND	0.10	mg/Kg	01/18/2000 15:35	
2-Nitroaniline	ND	0.50	mg/Kg	01/18/2000 15:35	
Dimethyl phthalate	ND	0.50	mg/Kg	01/18/2000 15:35	
Acenaphthylene	ND	0.10	mg/Kg	01/18/2000 15:35	
3-Nitroaniline	ND	0.10	mg/Kg	01/18/2000 15:35	
Acenaphthene	ND	0.10	mg/Kg	01/18/2000 15:35	
2,4-Dinitrophenol	ND	0.50	mg/Kg	01/18/2000 15:35	
4-Nitrophenol	ND	0.50	mg/Kg	01/18/2000 15:35	
Dibenzofuran	ND	0.10	mg/Kg	01/18/2000 15:35	
2,4-Dinitrotoluene	ND	0.10	mg/Kg	01/18/2000 15:35	

1220 Quarry Lane * Pleasanton, CA 94566-4756

Telephone: (925) 484-1919 * Facsimile: (925) 484-1096

Environmental Services (SDB)

To: **Block Environmental**
 Attn.: Jeff Kane

Test Method: 8270A
 Prep Method: 3550/8270A

Batch QC Report
 Semi-volatile Organic Compounds

Method Blank	Soil	QC Batch # 2000/01/18-02.11
MB: 2000/01/18-02.11-001		Date Extracted: 01/18/2000 09:00

Compound	Result	Rep.Limit	Units	Analyzed	Flag
2,6-Dinitrotoluene	ND	0.20	mg/Kg	01/18/2000 15:35	
Diethyl phthalate	ND	0.50	mg/Kg	01/18/2000 15:35	
4-Chlorophenyl phenyl ether	ND	0.10	mg/Kg	01/18/2000 15:35	
Fluorene	ND	0.10	mg/Kg	01/18/2000 15:35	
4-Nitroaniline	ND	0.50	mg/Kg	01/18/2000 15:35	
2-Methyl-4,6-dinitrophenol	ND	0.50	mg/Kg	01/18/2000 15:35	
N-Nitrosodiphenylamine	ND	0.10	mg/Kg	01/18/2000 15:35	
4-Bromophenyl phenyl ether	ND	0.10	mg/Kg	01/18/2000 15:35	
Hexachlorobenzene	ND	0.10	mg/Kg	01/18/2000 15:35	
Pentachlorophenol	ND	0.50	mg/Kg	01/18/2000 15:35	
Phenanthrene	ND	0.10	mg/Kg	01/18/2000 15:35	
Anthracene	ND	0.10	mg/Kg	01/18/2000 15:35	
Di-n-butyl phthalate	ND	2.0	mg/Kg	01/18/2000 15:35	
Fluoranthene	ND	0.10	mg/Kg	01/18/2000 15:35	
Pyrene	ND	0.10	mg/Kg	01/18/2000 15:35	
Butyl benzyl phthalate	ND	0.50	mg/Kg	01/18/2000 15:35	
3,3-Dichlorobenzidine	ND	0.20	mg/Kg	01/18/2000 15:35	
Benzo(a)anthracene	ND	0.10	mg/Kg	01/18/2000 15:35	
bis(2-Ethylhexyl) phthalate	ND	0.50	mg/Kg	01/18/2000 15:35	
Chrysene	ND	0.10	mg/Kg	01/18/2000 15:35	
Di-n-octyl phthalate	ND	0.50	mg/Kg	01/18/2000 15:35	
Benzo(b)fluoranthene	ND	0.10	mg/Kg	01/18/2000 15:35	
Benzo(k)fluoranthene	ND	0.20	mg/Kg	01/18/2000 15:35	
Benzo(a)pyrene	ND	0.02	mg/Kg	01/18/2000 15:35	
Indeno(1,2,3-c,d)pyrene	ND	0.20	mg/Kg	01/18/2000 15:35	
Dibenzo(a,h)anthracene	ND	0.20	mg/Kg	01/18/2000 15:35	
Benzo(g,h,i)perylene	ND	0.20	mg/Kg	01/18/2000 15:35	
Benzoic acid	ND	0.50	mg/Kg	01/18/2000 15:35	
Surrogate(s)					
Nitrobenzene-d5	39.3	23-120	%	01/18/2000 15:35	
2-Fluorobiphenyl	62.4	30-115	%	01/18/2000 15:35	
p-Terphenyl-d14	68.8	18-137	%	01/18/2000 15:35	
Phenol-d5	53.8	24-113	%	01/18/2000 15:35	
2-Fluorophenol	47.8	25-121	%	01/18/2000 15:35	
2,4,6-Tribromophenol	52.0	19-122	%	01/18/2000 15:35	

Environmental Services (SDB)

To: **Block Environmental**

Test Method: 8270A

Attn: Jeff Kane

Prep Method: 3550/8270A

Batch QC Report

Semi-volatile Organic Compounds

Laboratory Control Spike (LCS/LCSD)		Soil		QC Batch # 2000/01/18-02.11	
LCS:	2000/01/18-02.11-002	Extracted:	01/18/2000	Analyzed:	01/18/2000 17:22
LCSD:	2000/01/18-02.11-003	Extracted:	01/18/2000	Analyzed:	01/18/2000 18:06

Compound	Conc. [mg/Kg]		Exp.Conc. [mg/Kg]		Recovery [%]		RPD [%]	Ctrl. Limits [%]		Flags	
	LCS	LCSD	LCS	LCSD	LCS	LCSD		Recovery	RPD	LCS	LCSD
Phenol	1.16	1.11	2.00	2.00	58.0	55.5	4.4	26-90	35		
2-Chlorophenol	1.17	1.13	2.00	2.00	58.5	56.5	3.5	27-123	35		
4-Chloro-3-methylphenol	1.13	1.11	2.00	2.00	56.5	55.5	1.8	26-103	33		
4-Nitrophenol	1.21	1.02	2.00	2.00	60.5	51.0	17.0	17-109	35		
Pentachlorophenol	0.990	0.820	2.00	2.00	49.5	41.0	18.8	11-114	35		
Surrogate(s)											
Phenol-d5	26.4	26.9	50	50	52.8	53.8		10-110			
2-Fluorophenol	23.4	24.8	50	50	46.8	49.6		25-100			
2,4,6-Tribromophenol	31.7	28.8	50	50	63.4	57.6		10-123			

To: **Block Environmental**
Attn: Jeff Kane

Test Method: 8270A
Prep Method: 3550/8270A

Legend & Notes

Semi-volatile Organic Compounds

Analysis Flags

sdo

Surrogate(s) diluted out

Analyte Flags

sd

Surrogate diluted out due to the presence of non-target materials.

CAM 17 Metals

Block Environmental

✉ 2455 Estand Way
Pleasant Hill, CA 94523

Attn: Jeff Kane

Phone: (925) 686-3215 Fax: (925) 686-0399

Project #: 9813

Project: ONE/Dunne

Samples Reported

Sample ID	Matrix	Date Sampled	Lab #
DS-0	Soil	01/13/2000 14:15	5
DS-2	Soil	01/13/2000 14:15	6

Environmental Services (SDB)

To: **Block Environmental**

Test Method: 7471A
6010B

Attn.: Jeff Kane

Prep Method: 3050B
7471A

CAM 17 Metals

Sample ID: DS-0	Lab Sample ID: 2000-01-0234-005
Project: 9813 ONE/Dunne	Received: 01/17/2000 10:23
Sampled: 01/13/2000 14:15	Extracted: 01/18/2000 17:18
Matrix: Soil	QC-Batch: 2000/01/18-03.15

Compound	Result	Rep.Limit	Units	Dilution	Analyzed	Flag
Antimony	6.5	2.0	mg/Kg	1.00	01/18/2000 18:49	
Arsenic	7.4	1.0	mg/Kg	1.00	01/18/2000 18:49	
Barium	510	10	mg/Kg	10.00	01/20/2000 14:40	
Beryllium	ND	0.50	mg/Kg	1.00	01/18/2000 18:49	
Cadmium	24	0.50	mg/Kg	1.00	01/18/2000 18:49	
Chromium	93	1.0	mg/Kg	1.00	01/18/2000 18:49	
Cobalt	88	1.0	mg/Kg	1.00	01/18/2000 18:49	
Copper	100	1.0	mg/Kg	1.00	01/18/2000 18:49	
Lead	1900	1.0	mg/Kg	1.00	01/18/2000 18:49	
Molybdenum	3.1	1.0	mg/Kg	1.00	01/18/2000 18:49	
Nickel	29	1.0	mg/Kg	1.00	01/18/2000 18:49	
Selenium	ND	2.0	mg/Kg	1.00	01/18/2000 18:49	
Silver	ND	1.0	mg/Kg	1.00	01/18/2000 18:49	
Thallium	ND	1.0	mg/Kg	1.00	01/18/2000 18:49	
Vanadium	15	1.0	mg/Kg	1.00	01/18/2000 18:49	
Zinc	4100	10	mg/Kg	10.00	01/20/2000 14:40	
Mercury	2700	450	mg/Kg	9000.00	01/19/2000 12:39	

CHROMALAB, INC.

Environmental Services (SDB)

Submission #: 2000-01-0234

To: **Block Environmental**

Test Method: 7471A
6010B

Attn.: Jeff Kane

Prep Method: 3050B
7471A

CAM 17 Metals

Sample ID: DS-2	Lab Sample ID: 2000-01-0234-006
Project: 9813 ONE/Dunne	Received: 01/17/2000 10:23
Sampled: 01/13/2000 14:15	Extracted: 01/18/2000 17:18
Matrix: Soil	QC-Batch: 2000/01/18-03.15

Compound	Result	Rep.Limit	Units	Dilution	Analyzed	Flag
Antimony	ND	2.0	mg/Kg	1.00	01/18/2000 18:52	
Arsenic	4.4	1.0	mg/Kg	1.00	01/18/2000 18:52	
Barium	120	1.0	mg/Kg	1.00	01/18/2000 18:52	
Beryllium	ND	0.50	mg/Kg	1.00	01/18/2000 18:52	
Cadmium	ND	0.50	mg/Kg	1.00	01/18/2000 18:52	
Chromium	33	1.0	mg/Kg	1.00	01/18/2000 18:52	
Cobalt	9.9	1.0	mg/Kg	1.00	01/18/2000 18:52	
Copper	33	1.0	mg/Kg	1.00	01/18/2000 18:52	
Lead	31	1.0	mg/Kg	1.00	01/18/2000 18:52	
Molybdenum	ND	1.0	mg/Kg	1.00	01/18/2000 18:52	
Nickel	49	1.0	mg/Kg	1.00	01/18/2000 18:52	
Selenium	ND	2.0	mg/Kg	1.00	01/18/2000 18:52	
Silver	ND	1.0	mg/Kg	1.00	01/18/2000 18:52	
Thallium	ND	1.0	mg/Kg	1.00	01/18/2000 18:52	
Vanadium	28	1.0	mg/Kg	1.00	01/18/2000 18:52	
Zinc	98	1.0	mg/Kg	1.00	01/18/2000 18:52	
Mercury	0.69	0.050	mg/Kg	1.00	01/19/2000 12:40	

1220 Quarry Lane * Pleasanton, CA 94566-4756

Telephone: (925) 484-1919 * Facsimile: (925) 484-1096

Environmental Services (SDB)

To: **Block Environmental**Test Method: 7471A
6010B

Attn.: Jeff Kane

Prep Method: 3050B
7471A**Batch QC Report**
CAM 17 Metals**Method Blank****Soil****QC Batch # 2000/01/18-03.15**

MB: 2000/01/18-03.15-012

Date Extracted: 01/18/2000 17:18

Compound	Result	Rep.Limit	Units	Analyzed	Flag
Antimony	ND	2.0	mg/Kg	01/18/2000 18:37	
Arsenic	ND	1.0	mg/Kg	01/18/2000 18:37	
Barium	ND	1.0	mg/Kg	01/18/2000 18:37	
Beryllium	ND	0.50	mg/Kg	01/18/2000 18:37	
Cadmium	ND	0.50	mg/Kg	01/18/2000 18:37	
Chromium	ND	1.0	mg/Kg	01/18/2000 18:37	
Cobalt	ND	1.0	mg/Kg	01/18/2000 18:37	
Copper	ND	1.0	mg/Kg	01/18/2000 18:37	
Lead	ND	1.0	mg/Kg	01/18/2000 18:37	
Molybdenum	ND	1.0	mg/Kg	01/18/2000 18:37	
Nickel	ND	1.0	mg/Kg	01/18/2000 18:37	
Selenium	ND	2.0	mg/Kg	01/18/2000 18:37	
Silver	ND	1.0	mg/Kg	01/18/2000 18:37	
Thallium	ND	1.0	mg/Kg	01/18/2000 18:37	
Vanadium	ND	1.0	mg/Kg	01/18/2000 18:37	
Zinc	ND	1.0	mg/Kg	01/18/2000 18:37	

Environmental Services (SDB)

To: **Block Environmental**

Test Method: 7471A
6010B

Attn.: Jeff Kane

Prep Method: 3050B
7471A

Batch QC Report
CAM 17 Metals

Method Blank	Soil	QC Batch # 2000/01/18-03.16
MB: 2000/01/18-03.16-019		Date Extracted: 01/18/2000 17:21

Compound	Result	Rep.Limit	Units	Analyzed	Flag
Mercury	ND	0.050	mg/Kg	01/19/2000 12:01	

To: **Block Environmental**Test Method: 7471A
6010B

Attn.: Jeff Kane

Prep Method: 3050B
7471A**Batch QC Report**
CAM 17 Metals**Method Blank****Soil****QC Batch # 2000/01/20-03.15**

MB: 2000/01/20-03.15-045

Date Extracted: 01/20/2000 07:54

Compound	Result	Rep.Limit	Units	Analyzed	Flag
Antimony	ND	2.0	mg/Kg	01/20/2000 13:11	
Arsenic	ND	1.0	mg/Kg	01/20/2000 13:11	
Barium	ND	1.0	mg/Kg	01/20/2000 13:11	
Beryllium	ND	0.50	mg/Kg	01/20/2000 13:11	
Cadmium	ND	0.50	mg/Kg	01/20/2000 13:11	
Chromium	ND	1.0	mg/Kg	01/20/2000 13:11	
Cobalt	ND	1.0	mg/Kg	01/20/2000 13:11	
Copper	ND	1.0	mg/Kg	01/20/2000 13:11	
Lead	ND	1.0	mg/Kg	01/20/2000 13:11	
Molybdenum	ND	1.0	mg/Kg	01/20/2000 13:11	
Nickel	ND	1.0	mg/Kg	01/20/2000 13:11	
Selenium	ND	2.0	mg/Kg	01/20/2000 13:11	
Silver	ND	1.0	mg/Kg	01/20/2000 13:11	
Thallium	ND	1.0	mg/Kg	01/20/2000 13:11	
Vanadium	ND	1.0	mg/Kg	01/20/2000 13:11	
Zinc	ND	1.0	mg/Kg	01/20/2000 13:11	

Environmental Services (SDB)

To: **Block Environmental**

Test Method: 7471A
6010B

Attn: Jeff Kane

Prep Method: 3050B
7471A

Batch QC Report

CAM 17 Metals

Laboratory Control Spike (LCS/LCSD)	Soil	QC Batch # 2000/01/18-03.15
LCS: 2000/01/18-03.15-013	Extracted: 01/18/2000 17:18	Analyzed: 01/18/2000 18:41
LCSD: 2000/01/18-03.15-014	Extracted: 01/18/2000 17:18	Analyzed: 01/18/2000 18:45

Compound	Conc. [mg/Kg]		Exp.Conc. [mg/Kg]		Recovery [%]		RPD	Ctrl. Limits [%]		Flags	
	LCS	LCSD	LCS	LCSD	LCS	LCSD		Recovery	RPD	LCS	LCSD
Antimony	99.8	102	100.0	100.0	99.8	102.0	2.2	80-120	20		
Arsenic	101	102	100.0	100.0	101.0	102.0	1.0	80-120	20		
Barium	96.9	98.7	100.0	100.0	96.9	98.7	1.8	80-120	20		
Beryllium	97.9	98.7	100.0	100.0	97.9	98.7	0.8	80-120	20		
Cadmium	97.2	98.9	100.0	100.0	97.2	98.9	1.7	80-120	20		
Chromium	97.1	98.7	100.0	100.0	97.1	98.7	1.6	80-120	20		
Cobalt	97.4	99.3	100.0	100.0	97.4	99.3	1.9	80-120	20		
Copper	99.8	102	100.0	100.0	99.8	102.0	2.2	80-120	20		
Lead	98.1	99.1	100.0	100.0	98.1	99.1	1.0	80-120	20		
Molybdenum	102	103	100.0	100.0	102.0	103.0	1.0	80-120	20		
Nickel	97.6	99.5	100.0	100.0	97.6	99.5	1.9	80-120	20		
Selenium	101	102	100.0	100.0	101.0	102.0	1.0	80-120	20		
Silver	96.2	98.1	100.0	100.0	96.2	98.1	2.0	80-120	20		
Thallium	96.6	97.4	100.0	100.0	96.6	97.4	0.8	80-120	20		
Vanadium	98.0	99.9	100.0	100.0	98.0	99.9	1.9	80-120	20		
Zinc	98.6	100	100.0	100.0	98.6	100.0	1.4	80-120	20		

Environmental Services (SDB)

To: **Block Environmental**

Test Method: 7471A
6010B

Attn: Jeff Kane

Prep Method: 3050B
7471A

Batch QC Report

CAM 17 Metals

Laboratory Control Spike (LCS/LCSD)		Soil	QC Batch # 2000/01/18-03.16
LCS:	2000/01/18-03.16-020	Extracted: 01/18/2000 17:21	Analyzed: 01/19/2000 12:02
LCSD:	2000/01/18-03.16-021	Extracted: 01/18/2000 17:21	Analyzed: 01/19/2000 12:03

Compound	Conc. [mg/Kg]		Exp. Conc. [mg/Kg]		Recovery [%]		RPD	Ctrl. Limits [%]		Flags	
	LCS	LCSD	LCS	LCSD	LCS	LCSD		Recovery	RPD	LCS	LCSD
Mercury	0.471	0.480	0.500	0.500	94.2	96.0	1.9	85-115	20		

Environmental Services (SDB)

To: **Block Environmental**

Test Method: 7471A
6010B

Attn: Jeff Kane

Prep Method: 3050B
7471A

Batch QC Report

CAM 17 Metals

Laboratory Control Spike (LCS/LCSD)		Soil	QC Batch # 2000/01/20-03.15
LCS:	2000/01/20-03.15-048	Extracted: 01/20/2000 07:54	Analyzed: 01/20/2000 13:25
LCSD:	2000/01/20-03.15-049	Extracted: 01/20/2000 07:54	Analyzed: 01/20/2000 13:29

Compound	Conc. [mg/Kg]		Exp.Conc. [mg/Kg]		Recovery [%]			Ctrl. Limits [%]		Flags	
	LCS	LCSD	LCS	LCSD	LCS	LCSD	RPD [%]	Recovery	RPD	LCS	LCSD
Antimony	94.1	95.8	100.0	100.0	94.1	95.8	1.8	80-120	20		
Arsenic	92.8	94.7	100.0	100.0	92.8	94.7	2.0	80-120	20		
Barium	92.3	92.5	100.0	100.0	92.3	92.5	0.2	80-120	20		
Beryllium	92.5	93.2	100.0	100.0	92.5	93.2	0.8	80-120	20		
Cadmium	93.2	93.2	100.0	100.0	93.2	93.2	0.0	80-120	20		
Chromium	93.0	95.5	100.0	100.0	93.0	95.5	2.7	80-120	20		
Cobalt	92.4	94.2	100.0	100.0	92.4	94.2	1.9	80-120	20		
Copper	94.1	94.8	100.0	100.0	94.1	94.8	0.7	80-120	20		
Lead	91.6	93.2	100.0	100.0	91.6	93.2	1.7	80-120	20		
Molybdenum	96.7	98.4	100.0	100.0	96.7	98.4	1.7	80-120	20		
Nickel	91.9	92.0	100.0	100.0	91.9	92.0	0.1	80-120	20		
Selenium	93.9	95.9	100.0	100.0	93.9	95.9	2.1	80-120	20		
Silver	92.2	92.1	100.0	100.0	92.2	92.1	0.1	80-120	20		
Thallium	91.9	93.9	100.0	100.0	91.9	93.9	2.2	80-120	20		
Vanadium	93.4	93.4	100.0	100.0	93.4	93.4	0.0	80-120	20		
Zinc	93.7	93.9	100.0	100.0	93.7	93.9	0.2	80-120	20		

Environmental Services (SDB)

Total Extractable Petroleum Hydrocarbons (TEPH)

Block Environmental	✉ 2455 Estand Way Pleasant Hill, CA 94523
Attn: Jeff Kane	Phone: (925) 686-3215 Fax: (925) 686-0399
Project #: 9813	Project: ONE/Dunne

Samples Reported

Sample ID	Matrix	Date Sampled	Lab #
HP-2	Water	01/13/2000 10:30	1
HP-1	Water	01/13/2000 10:45	2
HP-4	Water	01/13/2000 11:30	3
LD-4	Water	01/13/2000 15:30	4
DS-0	Soil	01/13/2000 14:15	5
DS-2	Soil	01/13/2000 14:15	6

Environmental Services (SDB)

To: **Block Environmental**
Attn.: Jeff Kane

Test Method: 8015m
Prep Method: 3550/8015M
3510/8015M

Total Extractable Petroleum Hydrocarbons (TEPH)

Sample ID: HP-2	Lab Sample ID: 2000-01-0234-001
Project: 9813 ONE/Dunne	Received: 01/17/2000 10:23
Sampled: 01/13/2000 10:30	Extracted: 01/19/2000 08:00
Matrix: Water	QC-Batch: 2000/01/19-01.10

Compound	Result	Rep.Limit	Units	Dilution	Analyzed	Flag
Mineral spirits	67	50	ug/L	1.11	01/21/2000 18:21	
<i>Surrogate(s)</i> o-Terphenyl	106.5	60-130	%	1.00	01/21/2000 18:21	

Environmental Services (SDB)

To: **Block Environmental**
Attn.: Jeff Kane

Test Method: 8015m
Prep Method: 3550/8015M
3510/8015M

Total Extractable Petroleum Hydrocarbons (TEPH)

Sample ID: HP-1	Lab Sample ID: 2000-01-0234-002
Project: 9813 ONE/Dunne	Received: 01/17/2000 10:23
Sampled: 01/13/2000 10:45	Extracted: 01/19/2000 08:00
Matrix: Water	QC-Batch: 2000/01/19-01.10

Compound	Result	Rep.Limit	Units	Dilution	Analyzed	Flag
Mineral spirits	ND	50	ug/L	1.00	01/21/2000 18:58	
<i>Surrogate(s)</i> o-Terphenyl	109.0	60-130	%	1.00	01/21/2000 18:58	

Environmental Services (SDB)

To: **Block Environmental**

Attn.: Jeff Kane

Test Method: 8015m

Prep Method: 3550/8015M

3510/8015M

Total Extractable Petroleum Hydrocarbons (TEPH)

Sample ID: HP-4	Lab Sample ID: 2000-01-0234-003
Project: 9813 ONE/Dunne	Received: 01/17/2000 10:23
Sampled: 01/13/2000 11:30	Extracted: 01/19/2000 08:00
Matrix: Water	QC-Batch: 2000/01/19-01.10

Compound	Result	Rep.Limit	Units	Dilution	Analyzed	Flag
Mineral spirits	570	56	ug/L	1.11	01/21/2000 16:31	
Surrogate(s) o-Terphenyl	97.1	60-130	%	1.00	01/21/2000 16:31	

Environmental Services (SDB)

To: **Block Environmental**

Attn.: Jeff Kane

Test Method: 8015m

Prep Method: 3550/8015M

3510/8015M

Total Extractable Petroleum Hydrocarbons (TEPH)

Sample ID: LD-4	Lab Sample ID: 2000-01-0234-004
Project: 9813 ONE/Dunne	Received: 01/17/2000 10:23
Sampled: 01/13/2000 15:30	Extracted: 01/19/2000 08:00
Matrix: Water	QC-Batch: 2000/01/19-01.10
Sample/Analysis Flag: sdo (See Legend & Note section)	

Compound	Result	Rep.Limit	Units	Dilution	Analyzed	Flag
Mineral spirits	630000	5500	ug/L	109.89	01/24/2000 16:03	
Surrogate(s) o-Terphenyl	ND	60-130	ug/L	100.00	01/24/2000 16:03	

Environmental Services (SDB)

To: **Block Environmental**
Attn.: Jeff Kane

Test Method: 8015m
Prep Method: 3550/8015M
3510/8015M

Total Extractable Petroleum Hydrocarbons (TEPH)

Sample ID: DS-0	Lab Sample ID: 2000-01-0234-005
Project: 9813 ONE/Dunne	Received: 01/17/2000 10:23
Sampled: 01/13/2000 14:15	Extracted: 01/20/2000 08:00
Matrix: Soil	QC-Batch: 2000/01/20-01.10
Sample/Analysis Flag: sdo (See Legend & Note section)	

Compound	Result	Rep.Limit	Units	Dilution	Analyzed	Flag
Mineral spirits	15000	490	mg/Kg	49.00	01/21/2000 18:21	,ofp
Surrogate(s) o-Terphenyl	ND	60-130	mg/Kg	10.00	01/21/2000 18:21	

Environmental Services (SDB)

To: **Block Environmental**
Attn.: Jeff Kane

Test Method: 8015m
Prep Method: 3550/8015M
3510/8015M

Total Extractable Petroleum Hydrocarbons (TEPH)

Sample ID: DS-2	Lab Sample ID: 2000-01-0234-006
Project: 9813 ONE/Dunne	Received: 01/17/2000 10:23
Sampled: 01/13/2000 14:15	Extracted: 01/20/2000 08:00
Matrix: Soil	QC-Batch: 2000/01/20-01.10

Compound	Result	Rep.Limit	Units	Dilution	Analyzed	Flag
Mineral spirits	20	10	mg/Kg	1.00	01/21/2000 17:07	
Surrogate(s) o-Terphenyl	91.1	60-130	%	1.00	01/21/2000 17:07	

Environmental Services (SDB)

To: **Block Environmental**
Attn.: Jeff KaneTest Method: 8015m
Prep Method: 3550/8015M
3510/8015M

Batch QC Report
Total Extractable Petroleum Hydrocarbons (TEPH)

Method Blank	Water	QC Batch # 2000/01/19-01.10
MB: 2000/01/19-01.10-001		Date Extracted: 01/19/2000 09:00

Compound	Result	Rep.Limit	Units	Analyzed	Flag
Diesel	ND	50	ug/L	01/19/2000 22:37	
Mineral spirits	ND	50	ug/L	01/19/2000 22:37	
Surrogate(s)					
o-Terphenyl	95.5	60-130	%	01/19/2000 22:37	

Environmental Services (SDB)

To: **Block Environmental**

Test Method: 8015m

Attn.: Jeff Kane

Prep Method: 3550/8015M
3510/8015M**Batch QC Report**

Total Extractable Petroleum Hydrocarbons (TEPH)

Method Blank	Soil	QC Batch # 2000/01/20-01.10
MB: 2000/01/20-01.10-001		Date Extracted: 01/20/2000 09:00

Compound	Result	Rep.Limit	Units	Analyzed	Flag
Diesel	ND	1	mg/Kg	01/20/2000 11:48	
Mineral spirits	ND	10	mg/Kg	01/20/2000 11:48	
Surrogate(s) o-Terphenyl	93.5	60-130	%	01/20/2000 11:48	

Environmental Services (SDB)

To: **Block Environmental**

Test Method: 8015m

Attn: Jeff Kane

Prep Method: 3550/8015M
3510/8015M

Batch QC Report

Total Extractable Petroleum Hydrocarbons (TEPH)

Laboratory Control Spike (LCS/LCSD)	Water	QC Batch # 2000/01/19-01.10
LCS: 2000/01/19-01.10-002	Extracted: 01/19/2000 09:00	Analyzed: 01/20/2000 09:01
LCSD: 2000/01/19-01.10-003	Extracted: 01/19/2000 09:00	Analyzed: 01/20/2000 09:46

Compound	Conc. [ug/L]		Exp. Conc. [ug/L]		Recovery [%]		RPD	Ctrl. Limits [%]		Flags	
	LCS	LCSD	LCS	LCSD	LCS	LCSD		Recovery	RPD	LCS	LCSD
Diesel	871	874	1250	1250	69.7	69.9	0.3	60-130	25		
Surrogate(s)											
o-Terphenyl	21.2	21.6	20.0	20.0	106.0	108.0		60-130			

Environmental Services (SDB)

To: **Block Environmental**
 Attn: Jeff Kane

Test Method: 8015m
 Prep Method: 3550/8015M
 3510/8015M

Batch QC Report

Total Extractable Petroleum Hydrocarbons (TEPH)

Laboratory Control Spike (LCS/LCSD)	Soil	QC Batch # 2000/01/20-01.10
LCS: 2000/01/20-01.10-002	Extracted: 01/20/2000 09:00	Analyzed: 01/20/2000 12:32
LCSD: 2000/01/20-01.10-003	Extracted: 01/20/2000 09:00	Analyzed: 01/20/2000 13:16

Compound	Conc. [mg/Kg]		Exp. Conc. [mg/Kg]		Recovery [%]			RPD	Ctrl. Limits [%]		Flags	
	LCS	LCSD	LCS	LCSD	LCS	LCSD	[%]		Recovery	RPD	LCS	LCSD
Diesel	28.2	27.5	41.7	41.7	67.6	65.9	2.5	60-130	25			
Surrogate(s)												
o-Terphenyl	20.2	20.6	20.0	20.0	101.0	103.0		60-130				

Environmental Services (SDB)

To: **Block Environmental**
Attn: Jeff Kane

Test Method: 8015m
Prep Method: 3510/8015M
3550/8015M

Legend & Notes

Total Extractable Petroleum Hydrocarbons (TEPH)

Analysis Notes

DS-0 (Lab# 2000-01-0234-005)

ofp=Presence of overlapping fuel patterns may affect results.

Analysis Flags

sdo

Surrogate(s) diluted out

Block Environmental
2455 Estand Way
Pleasant Hill, CA 94523

Attn.: Mr. Jeff Kane


Project: 9813
ONE/Dunne

Dear Jeff,

Attached is our report for your samples received on Monday January 17, 2000
This report has been reviewed and approved for release. Reproduction of this report
is permitted only in its entirety.

Please note that any unused portion of the samples will be discarded after February 16, 2000
unless you have requested otherwise. We appreciate the opportunity to be of service to you.
If you have any questions, please call me at (925) 484-1919. You can also contact me via email.
My email address is: ssidhu@chromalab.com

Sincerely,


Surinder Sidhu

2000-01-0234

Reference #: 49998

CHROMALAB, INC.

1220 Quiry Lane • Pleasanton, California 94566-4756
510/484-1919 • Facsimile 510/484-1096

Chain of Custody

Environmental Services (SUB) (D0115 1094)

DATE 1/13/00 PAGE 1 OF 2

PROJ MGR Jeff Karre
 COMPANY Block Env.
 ADDRESS 2451 Estand Way
Pleasant Hill, CA 94523
 SAMPLES (SIG/AMT) JMK (PHONE NO) 925 682-7200
 (FAX NO.) 686-0399

SAMPLE ID.	DATE	TIME	MATRIX	PRESERV.
HP-2	1/13/00	10:30	H ₂ O	—
HP-1	1/13/00	10:45	H ₂ O	✓
HP-4	"	11:30	"	"
LD-4	"	15:30	"	"
DS-0	"	14:15	Soil	—
DS-2	"	14:45	Soil	—

ANALYSIS REPORT															
TPH (EPA 8015.8020) <input type="checkbox"/> Gas w/ <input type="checkbox"/> BTEX DMTRB	PURGEABLE AROMATICS BTEX (EPA 8020)	TPH-Diesel (EPA 8015M)	TEPH (EPA 8015M) ^{High} <input type="checkbox"/> Kerosene, <input type="checkbox"/> Diesel, <input type="checkbox"/> M.O. 342	PURGEABLE HALOCARBONS (HVOCs) (EPAS010 by 8260)	VOLATILE ORGANICS (VOCs) (EPA 8260)	SEMI-VOLATILES (EPA 8270)	TOTAL OIL AND GREASE (SM 5620 B-F, E-F)	TOTAL RECOVERABLE HYDROCARBONS (EPA 418.1)	<input type="checkbox"/> PESTICIDES (EPA 8080) <input type="checkbox"/> PCB'S (EPA 8080)	PNA's by <input type="checkbox"/> 8270 <input type="checkbox"/> 8310	<input type="checkbox"/> pH <input type="checkbox"/> Spec. Cond. <input type="checkbox"/> TSS <input type="checkbox"/> TDS	LUFT METALS: Cd, Cr, Pb, Ni, Zn	CAM 17 METALS (EPA 6010/7470/7471)	TOTAL LEAD	<input type="checkbox"/> W.E.T. <input type="checkbox"/> TCLP
			X												X
			X												X
			X												X
			X												X
			X	X	X								X		
			X	X	X								X		

Includes duplicate:
Do not analyze

3.6

PROJECT INFORMATION
 PROJECT NAME ONE/Dunne
 PROJECT NUMBER 9813
 P.O.# 8
 TAT STANDARD 5-DAY
 24 48 72 OTHER

SAMPLE RECEIPT
 TOTAL NO OF CONTAINERS
 HEAD SPACE
 TEMPERATURE
 CONT FORMS TO RECORD

RELINQUISHED BY 1
 Signature: [Signature] (TIME)
 Printed Name: Cowled Blo Sz (DATE)
 Company: 1/13/00 3:20

RELINQUISHED BY 2
 Signature: _____ (TIME)
 Printed Name: _____ (DATE)
 Company: _____

RELINQUISHED BY 3
 Signature: _____ (TIME)
 Printed Name: _____ (DATE)
 Company: _____

Report: Routine Level 2 Level 3 Level 4
 SPECIAL INSTRUCTIONS/COMMENTS:

RECEIVED BY 1
 Signature: Sumner R/m3/20 (TIME)
 Printed Name: SUMNER S 2014 (DATE)

RECEIVED BY 2
 Signature: [Signature] (TIME)
 Printed Name: _____ (DATE)
 Company: _____

RECEIVED BY (LABORATORY) 3
 Signature: [Signature] (TIME)
 Printed Name: CRISTINA (DATE)
 Company: _____

CHROMALAB, INC.

Environmental Service (SOE)

2000-01-0234

Sample Receipt Checklist

Client Name: Block Env. Date/Time Received: 01-18-00 09:10

Reference/Subm #: 2000-01-0234 Received by: Miselda Caparas

Checklist completed by: Miselda Caparas 01-18-00 Reviewed By: _____
Signature / Date Initial/Date

Matrix: Soil + Water Carrier name: Client - C/L - _____

- Shipping container/cooler in good condition? Yes No Not Present
 - Custody seals intact on shipping container/cooler? Yes No Not Present
 - Custody seals intact on sample bottles? Yes No Not Present
 - Chain of custody present? Yes No
 - Chain of custody signed when relinquished and received? Yes No
 - Chain of custody agrees with sample labels? Yes No
 - Samples in proper container/bottle? Yes No
 - Sample containers intact? Yes No
 - Sufficient sample volume for indicated test? Yes No
 - All samples received within holding time? Yes No
 - Container/Temp Blank temperature in compliance? Temp: 3.6°C Yes No
 - Water - VOA vials have zero headspace? No VOA vials submitted Yes No
 - Water - pH acceptable upon receipt? adjusted? Checked by _____/chemist for VOAs
- Any No and/or NA (not applicable) response must be detailed in the comments section below.

Client contacted: _____ Date contacted: _____ Person contacted: _____

Contacted by: _____ Regarding: _____

Comments: received 2 Extra Soils HP1-2 Drum and HP4 Drum
not listed on COC

Corrective Action: called Block Env. spoke to Jeff.
2 soil samples - part of ONE/Dunne project.
Will fax requested analysis if needed.

@AIR TOXICS LTD.

AN ENVIRONMENTAL ANALYTICAL LABORATORY

WORK ORDER #: 9912306

Work Order Summary

CLIENT: Mr. Ron Block
Block Environmental Services
2451 Estand Way
Pleasant Hill, CA 94523

BILL TO: Same

PHONE: 925-682-7200
FAX: 925-686-0399
DATE RECEIVED: 12/17/99
DATE COMPLETED: 1/4/00

P.O. # NR
PROJECT # 9813 ONE/DUNNE

FRACTION #

01A
02A
03A
04A

NAME

ONE-AMB
ONE-FLUX
DUNNE-FLUX
Lab Blank

TEST

TO-14
TO-14
TO-14
TO-14

RECEIPT
VAC./PRES.

- 7.0 "Hg
9.5 "Hg
8.5 "Hg
NA

CERTIFIED BY:


Laboratory Director

DATE:

1/4/00

Certification numbers: CA ELAP - 1149, NY ELAP - 11291, UT ELAP - E-217

180 BLUE RAVINE ROAD, SUITE B FOLSOM, CA 95630
(916) 985-1000 • (800) 985-5955 • FAX (916) 985-1020

LABORATORY NARRATIVE
Analysis of Volatile Organic Compounds by EPA Method TO-14
Block Environmental
Work Order # 9912306

Three 6L Summa Canister samples were received on December 17, 1999. The laboratory performed analysis via EPA Methods TO-14/TO-15 using GC/MS in the full scan mode. The method involves concentrating up to 0.5 liters of air. The concentrated aliquot is then flash vaporized and swept through a water management system to remove water vapor. Following dehumidification, the sample passes directly into the GC/MS for analysis. See the data sheets for the reporting limits for each compound.

Method modifications taken to run these samples include:

<i>Requirement</i>	<i>TO-14/TO-14a</i>	<i>TO-15</i>	<i>Air Toxics Ltd. Modification</i>
Concentration of internal standard spike	Not specified	10 ppbv	25 - 50 ppbv
Dilutions for initial calibration	Dynamic or static dilutions using canisters	Dynamic or static dilutions using canisters	Syringe and flow controller dilutions
Internal standard recoveries	Not specified	Within 40% of mean of calibration curve for blanks, and within 40% of daily CCV for samples	Within 40% of the daily CCV internal standard area for blanks and samples
Internal standard retention times	Not specified	Within 0.33 minutes from most recent calibration	Within 0.50 minutes of most recent daily CCV internal standards
Initial calibration criteria	Not specified	RSD of 30% or less	RSD of 30% or less for standard compounds, 40% or less for non-standard and polar compounds
Continuing calibration verification criteria	Not specified	70 - 130%	70 - 130% for at least 90% of standard compounds, 60 - 140% for at least 80% of non-standard and polar compounds
Response factor for quantitation	Average response factor (ICAL)	Daily response factor (CCV)	Average response factor (ICAL)

There were no out of the ordinary circumstances to report.

Seven qualifiers may have been used on the data analysis sheets and indicate as follows:

- B - Compound present in laboratory blank greater than reporting limit (background subtraction not performed).
- J - Estimated value.
- E - Exceeds instrument calibration range.
- S - Saturated Peak.
- Q - Exceeds quality control limits.
- U - Compound analyzed for but not detected above the reporting limit.
- N - The identification is based on presumptive evidence.

AIR TOXICS LTD.

SAMPLE NAME : ONE-AMB

ID#: 9912306-01A

EPA METHOD TO-14 GC/MS Full Scan

File Name:	c122223	Date of Collection:	12/15/99
Dil. Factor:	1.75	Date of Analysis:	12/22/99

Compound	Det. Limit (ppbv)	Det. Limit (uG/m3)	Amount (ppbv)	Amount (uG/m3)
Freon 12	0.88	4.4	Not Detected	Not Detected
Freon 114	0.88	6.2	Not Detected	Not Detected
Chloromethane	0.88	1.8	Not Detected	Not Detected
Vinyl Chloride	0.88	2.3	Not Detected	Not Detected
Bromomethane	0.88	3.4	Not Detected	Not Detected
Chloroethane	0.88	2.3	Not Detected	Not Detected
Freon 11	0.88	5.0	Not Detected	Not Detected
1,1-Dichloroethene	0.88	3.5	Not Detected	Not Detected
Freon 113	0.88	6.8	Not Detected	Not Detected
Methylene Chloride	0.88	3.1	0.89	3.1
1,1-Dichloroethane	0.88	3.6	Not Detected	Not Detected
cis-1,2-Dichloroethene	0.88	3.5	Not Detected	Not Detected
Chloroform	0.88	4.3	Not Detected	Not Detected
1,1,1-Trichloroethane	0.88	4.8	Not Detected	Not Detected
Carbon Tetrachloride	0.88	5.6	Not Detected	Not Detected
Benzene	0.88	2.8	1.1	3.5
1,2-Dichloroethane	0.88	3.6	Not Detected	Not Detected
Trichloroethene	0.88	4.8	Not Detected	Not Detected
1,2-Dichloropropane	0.88	4.1	Not Detected	Not Detected
cis-1,3-Dichloropropene	0.88	4.0	Not Detected	Not Detected
Toluene	0.88	3.4	2.9	11
trans-1,3-Dichloropropene	0.88	4.0	Not Detected	Not Detected
1,1,2-Trichloroethane	0.88	4.8	Not Detected	Not Detected
Tetrachloroethene	0.88	6.0	Not Detected	Not Detected
Ethylene Dibromide	0.88	6.8	Not Detected	Not Detected
Chlorobenzene	0.88	4.1	Not Detected	Not Detected
Ethyl Benzene	0.88	3.9	Not Detected	Not Detected
m,p-Xylene	0.88	3.9	Not Detected	Not Detected
o-Xylene	0.88	3.9	Not Detected	Not Detected
Styrene	0.88	3.8	Not Detected	Not Detected
1,1,2,2-Tetrachloroethane	0.88	6.1	Not Detected	Not Detected
1,3,5-Trimethylbenzene	0.88	4.4	Not Detected	Not Detected
1,2,4-Trimethylbenzene	0.88	4.4	Not Detected	Not Detected
1,3-Dichlorobenzene	0.88	5.3	Not Detected	Not Detected
1,4-Dichlorobenzene	0.88	5.3	Not Detected	Not Detected
Chlorotoluene	0.88	4.6	Not Detected	Not Detected
1,2-Dichlorobenzene	0.88	5.3	Not Detected	Not Detected
1,2,4-Trichlorobenzene	0.88	6.6	Not Detected	Not Detected
Hexachlorobutadiene	0.88	9.5	Not Detected	Not Detected
Propylene	3.5	6.1	Not Detected	Not Detected
1,3-Butadiene	3.5	7.9	Not Detected	Not Detected
Acetone	3.5	8.4	4.9	12

AIR TOXICS LTD.

SAMPLE NAME : ONE-AMB

ID#: 9912306-01A

EPA METHOD TO-14 GC/MS Full Scan

File Name:	c122223	Date of Collection:	12/15/99
Dil. Factor:	1.75	Date of Analysis:	12/22/99

Compound	Det. Limit (ppbv)	Det. Limit (uG/m3)	Amount (ppbv)	Amount (uG/m3)
Carbon Disulfide	3.5	11	Not Detected	Not Detected
2-Propanol	3.5	8.7	Not Detected	Not Detected
trans-1,2-Dichloroethene	3.5	14	Not Detected	Not Detected
Vinyl Acetate	3.5	12	Not Detected	Not Detected
2-Butanone (Methyl Ethyl Ketone)	3.5	10	Not Detected	Not Detected
Hexane	3.5	12	Not Detected	Not Detected
Tetrahydrofuran	3.5	10	Not Detected	Not Detected
Cyclohexane	3.5	12	Not Detected	Not Detected
1,4-Dioxane	3.5	13	Not Detected	Not Detected
Bromodichloromethane	3.5	24	Not Detected	Not Detected
4-Methyl-2-pentanone	3.5	14	Not Detected	Not Detected
2-Hexanone	3.5	14	Not Detected	Not Detected
Dibromochloromethane	3.5	30	Not Detected	Not Detected
Bromoform	3.5	37	Not Detected	Not Detected
4-Ethyltoluene	3.5	17	Not Detected	Not Detected
Ethanol	3.5	6.7	4.6	8.9
Methyl tert-Butyl Ether	3.5	13	Not Detected	Not Detected
Heptane	3.5	14	Not Detected	Not Detected
TPH ref. to Hexane (MW=86)	8.8	31	12	43

Container Type: 6 Liter Summa Canister

Surrogates	% Recovery	Method Limits
1,2-Dichloroethane-d4	88	70-130
Toluene-d8	104	70-130
4-Bromofluorobenzene	90	70-130

AIR TOXICS LTD.

SAMPLE NAME : ONE-FLUX

ID#: 9912306-02A

EPA METHOD TO-14 GC/MS Full Scan

File Name:	c122224	Date of Collection: 12/15/99
Dil. Factor:	1.96	Date of Analysis: 12/23/99

Compound	Det. Limit (ppbv)	Det. Limit (uG/m3)	Amount (ppbv)	Amount (uG/m3)
Freon 12	0.98	4.9	Not Detected	Not Detected
Freon 114	0.98	7.0	Not Detected	Not Detected
Chloromethane	0.98	2.0	Not Detected	Not Detected
Vinyl Chloride	0.98	2.5	Not Detected	Not Detected
Bromomethane	0.98	3.9	Not Detected	Not Detected
Chloroethane	0.98	2.6	Not Detected	Not Detected
Freon 11	0.98	5.6	Not Detected	Not Detected
1,1-Dichloroethene	0.98	3.9	Not Detected	Not Detected
Freon 113	0.98	7.6	Not Detected	Not Detected
Methylene Chloride	0.98	3.5	1.3	4.6
1,1-Dichloroethane	0.98	4.0	Not Detected	Not Detected
cis-1,2-Dichloroethene	0.98	3.9	Not Detected	Not Detected
Chloroform	0.98	4.9	Not Detected	Not Detected
1,1,1-Trichloroethane	0.98	5.4	Not Detected	Not Detected
Carbon Tetrachloride	0.98	6.3	Not Detected	Not Detected
Benzene	0.98	3.2	Not Detected	Not Detected
1,2-Dichloroethane	0.98	4.0	Not Detected	Not Detected
Trichloroethene	0.98	5.4	Not Detected	Not Detected
1,2-Dichloropropane	0.98	4.6	Not Detected	Not Detected
cis-1,3-Dichloropropene	0.98	4.5	Not Detected	Not Detected
Toluene	0.98	3.8	3.9	15
trans-1,3-Dichloropropene	0.98	4.5	Not Detected	Not Detected
1,1,2-Trichloroethane	0.98	5.4	Not Detected	Not Detected
Tetrachloroethene	0.98	6.8	Not Detected	Not Detected
Ethylene Dibromide	0.98	7.6	Not Detected	Not Detected
Chlorobenzene	0.98	4.6	Not Detected	Not Detected
Ethyl Benzene	0.98	4.3	Not Detected	Not Detected
m,p-Xylene	0.98	4.3	Not Detected	Not Detected
o-Xylene	0.98	4.3	Not Detected	Not Detected
Styrene	0.98	4.2	Not Detected	Not Detected
1,1,2,2-Tetrachloroethane	0.98	6.8	Not Detected	Not Detected
1,3,5-Trimethylbenzene	0.98	4.9	Not Detected	Not Detected
1,2,4-Trimethylbenzene	0.98	4.9	Not Detected	Not Detected
1,3-Dichlorobenzene	0.98	6.0	Not Detected	Not Detected
1,4-Dichlorobenzene	0.98	6.0	Not Detected	Not Detected
Chlorotoluene	0.98	5.2	Not Detected	Not Detected
1,2-Dichlorobenzene	0.98	6.0	Not Detected	Not Detected
1,2,4-Trichlorobenzene	0.98	7.4	Not Detected	Not Detected
Hexachlorobutadiene	0.98	11	Not Detected	Not Detected
Propylene	3.9	6.8	Not Detected	Not Detected
1,3-Butadiene	3.9	8.8	Not Detected	Not Detected
Acetone	3.9	9.5	71	170

AIR TOXICS LTD.

SAMPLE NAME : ONE-FLUX

ID#: 9912306-02A

EPA METHOD TO-14 GC/MS Full Scan

File Name:	c122224	Date of Collection:	12/15/99
Dil. Factor:	1.96	Date of Analysis:	12/23/99

Compound	Det. Limit (ppbv)	Det. Limit (uG/m3)	Amount (ppbv)	Amount (uG/m3)
Carbon Disulfide	3.9	12	Not Detected	Not Detected
2-Propanol	3.9	9.8	16	39
trans-1,2-Dichloroethene	3.9	16	Not Detected	Not Detected
Vinyl Acetate	3.9	14	Not Detected	Not Detected
2-Butanone (Methyl Ethyl Ketone)	3.9	12	Not Detected	Not Detected
Hexane	3.9	14	92	330
Tetrahydrofuran	3.9	12	Not Detected	Not Detected
Cyclohexane	3.9	14	Not Detected	Not Detected
1,4-Dioxane	3.9	14	Not Detected	Not Detected
Bromodichloromethane	3.9	27	Not Detected	Not Detected
4-Methyl-2-pentanone	3.9	16	Not Detected	Not Detected
2-Hexanone	3.9	16	Not Detected	Not Detected
Dibromochloromethane	3.9	34	Not Detected	Not Detected
Bromoform	3.9	41	Not Detected	Not Detected
4-Ethyltoluene	3.9	20	Not Detected	Not Detected
Ethanol	3.9	7.5	10	20
Methyl tert-Butyl Ether	3.9	14	Not Detected	Not Detected
Heptane	3.9	16	Not Detected	Not Detected
TPH ref. to Hexane (MW=86)	9.8	35	210	750

Container Type: 6 Liter Summa Canister

Surrogates	% Recovery	Method Limits
1,2-Dichloroethane-d4	111	70-130
Toluene-d8	113	70-130
4-Bromofluorobenzene	94	70-130

AIR TOXICS LTD.

SAMPLE NAME : DUNNE-FLUX

ID#: 9912306-03A

EPA METHOD TO-14 GC/MS Full Scan

File Name:	c122225	Date of Collection: 12/15/99
Dil. Factor:	1.87	Date of Analysis: 12/23/99

Compound	Det. Limit (ppbv)	Det. Limit (uG/m3)	Amount (ppbv)	Amount (uG/m3)
Freon 12	0.94	4.7	Not Detected	Not Detected
Freon 114	0.94	6.6	Not Detected	Not Detected
Chloromethane	0.94	2.0	Not Detected	Not Detected
Vinyl Chloride	0.94	2.4	Not Detected	Not Detected
Bromomethane	0.94	3.7	Not Detected	Not Detected
Chloroethane	0.94	2.5	Not Detected	Not Detected
Freon 11	0.94	5.3	Not Detected	Not Detected
1,1-Dichloroethene	0.94	3.8	Not Detected	Not Detected
Freon 113	0.94	7.3	Not Detected	Not Detected
Methylene Chloride	0.94	3.3	20	72
1,1-Dichloroethane	0.94	3.8	Not Detected	Not Detected
cis-1,2-Dichloroethene	0.94	3.8	Not Detected	Not Detected
Chloroform	0.94	4.6	Not Detected	Not Detected
1,1,1-Trichloroethane	0.94	5.2	Not Detected	Not Detected
Carbon Tetrachloride	0.94	6.0	Not Detected	Not Detected
Benzene	0.94	3.0	1.4	4.6
1,2-Dichloroethane	0.94	3.8	Not Detected	Not Detected
Trichloroethene	0.94	5.1	Not Detected	Not Detected
1,2-Dichloropropane	0.94	4.4	Not Detected	Not Detected
cis-1,3-Dichloropropene	0.94	4.3	Not Detected	Not Detected
Toluene	0.94	3.6	30	110
trans-1,3-Dichloropropene	0.94	4.3	Not Detected	Not Detected
1,1,2-Trichloroethane	0.94	5.2	Not Detected	Not Detected
Tetrachloroethene	0.94	6.4	Not Detected	Not Detected
Ethylene Dibromide	0.94	7.3	Not Detected	Not Detected
Chlorobenzene	0.94	4.4	Not Detected	Not Detected
Ethyl Benzene	0.94	4.1	Not Detected	Not Detected
m,p-Xylene	0.94	4.1	1.3	5.7
o-Xylene	0.94	4.1	Not Detected	Not Detected
Styrene	0.94	4.0	Not Detected	Not Detected
1,1,2,2-Tetrachloroethane	0.94	6.5	Not Detected	Not Detected
1,3,5-Trimethylbenzene	0.94	4.7	Not Detected	Not Detected
1,2,4-Trimethylbenzene	0.94	4.7	Not Detected	Not Detected
1,3-Dichlorobenzene	0.94	5.7	Not Detected	Not Detected
1,4-Dichlorobenzene	0.94	5.7	Not Detected	Not Detected
Chlorotoluene	0.94	4.9	Not Detected	Not Detected
1,2-Dichlorobenzene	0.94	5.7	Not Detected	Not Detected
1,2,4-Trichlorobenzene	0.94	7.0	Not Detected	Not Detected
Hexachlorobutadiene	0.94	10	Not Detected	Not Detected
Propylene	3.7	6.5	Not Detected	Not Detected
1,3-Butadiene	3.7	8.4	Not Detected	Not Detected
Acetone	3.7	9.0	280	670

AIR TOXICS LTD.

SAMPLE NAME : DUNNE-FLUX

ID#: 9912306-03A

EPA METHOD TO-14 GC/MS Full Scan

File Name:	c122225	Date of Collection:	12/15/99
Dil. Factor:	1.87	Date of Analysis:	12/23/99

Compound	Det. Limit (ppbv)	Det. Limit (uG/m3)	Amount (ppbv)	Amount (uG/m3)
Carbon Disulfide	3.7	12	Not Detected	Not Detected
2-Propanol	3.7	9.3	48	120
trans-1,2-Dichloroethene	3.7	15	Not Detected	Not Detected
Vinyl Acetate	3.7	13	Not Detected	Not Detected
2-Butanone (Methyl Ethyl Ketone)	3.7	11	3.8	12
Hexane	3.7	13	43	150
Tetrahydrofuran	3.7	11	Not Detected	Not Detected
Cyclohexane	3.7	13	5.4	19
1,4-Dioxane	3.7	14	Not Detected	Not Detected
Bromodichloromethane	3.7	25	Not Detected	Not Detected
4-Methyl-2-pentanone	3.7	16	Not Detected	Not Detected
2-Hexanone	3.7	16	Not Detected	Not Detected
Dibromochloromethane	3.7	32	Not Detected	Not Detected
Bromoform	3.7	39	Not Detected	Not Detected
4-Ethyltoluene	3.7	19	Not Detected	Not Detected
Ethanol	3.7	7.2	36	68
Methyl tert-Butyl Ether	3.7	14	Not Detected	Not Detected
Heptane	3.7	16	Not Detected	Not Detected
TPH ref. to Hexane (MW=86)	9.4	33	490	1800

Container Type: 6 Liter Summa Canister

Surrogates	% Recovery	Method Limits
1,2-Dichloroethane-d4	88	70-130
Toluene-d8	100	70-130
4-Bromofluorobenzene	91	70-130

AIR TOXICS LTD.

SAMPLE NAME : Lab Blank

ID#: 9912306-04A

EPA METHOD TO-14 GC/MS Full Scan

File Name:	c122206	Date of Collection:	NA
Dil. Factor:	1.00	Date of Analysis:	12/22/99

Compound	Det. Limit (ppbv)	Det. Limit (uG/m3)	Amount (ppbv)	Amount (uG/m3)
Freon 12	0.50	2.5	Not Detected	Not Detected
Freon 114	0.50	3.6	Not Detected	Not Detected
Chloromethane	0.50	1.0	Not Detected	Not Detected
Vinyl Chloride	0.50	1.3	Not Detected	Not Detected
Bromomethane	0.50	2.0	Not Detected	Not Detected
Chloroethane	0.50	1.3	Not Detected	Not Detected
Freon 11	0.50	2.8	Not Detected	Not Detected
1,1-Dichloroethene	0.50	2.0	Not Detected	Not Detected
Freon 113	0.50	3.9	Not Detected	Not Detected
Methylene Chloride	0.50	1.8	Not Detected	Not Detected
1,1-Dichloroethane	0.50	2.0	Not Detected	Not Detected
cis-1,2-Dichloroethene	0.50	2.0	Not Detected	Not Detected
Chloroform	0.50	2.5	Not Detected	Not Detected
1,1,1-Trichloroethane	0.50	2.8	Not Detected	Not Detected
Carbon Tetrachloride	0.50	3.2	Not Detected	Not Detected
Benzene	0.50	1.6	Not Detected	Not Detected
1,2-Dichloroethane	0.50	2.0	Not Detected	Not Detected
Trichloroethene	0.50	2.7	Not Detected	Not Detected
1,2-Dichloropropane	0.50	2.3	Not Detected	Not Detected
cis-1,3-Dichloropropene	0.50	2.3	Not Detected	Not Detected
Toluene	0.50	1.9	Not Detected	Not Detected
trans-1,3-Dichloropropene	0.50	2.3	Not Detected	Not Detected
1,1,2-Trichloroethane	0.50	2.8	Not Detected	Not Detected
Tetrachloroethene	0.50	3.4	Not Detected	Not Detected
Ethylene Dibromide	0.50	3.9	Not Detected	Not Detected
Chlorobenzene	0.50	2.3	Not Detected	Not Detected
Ethyl Benzene	0.50	2.2	Not Detected	Not Detected
m,p-Xylene	0.50	2.2	Not Detected	Not Detected
o-Xylene	0.50	2.2	Not Detected	Not Detected
Styrene	0.50	2.2	Not Detected	Not Detected
1,1,2,2-Tetrachloroethane	0.50	3.5	Not Detected	Not Detected
1,3,5-Trimethylbenzene	0.50	2.5	Not Detected	Not Detected
1,2,4-Trimethylbenzene	0.50	2.5	Not Detected	Not Detected
1,3-Dichlorobenzene	0.50	3.0	Not Detected	Not Detected
1,4-Dichlorobenzene	0.50	3.0	Not Detected	Not Detected
Chlorotoluene	0.50	2.6	Not Detected	Not Detected
1,2-Dichlorobenzene	0.50	3.0	Not Detected	Not Detected
1,2,4-Trichlorobenzene	0.50	3.8	Not Detected	Not Detected
Hexachlorobutadiene	0.50	5.4	Not Detected	Not Detected
Propylene	2.0	3.5	Not Detected	Not Detected
1,3-Butadiene	2.0	4.5	Not Detected	Not Detected
Acetone	2.0	4.8	Not Detected	Not Detected

AIR TOXICS LTD.

SAMPLE NAME : Lab Blank

ID#: 9912306-04A

EPA METHOD TO-14 GC/MS Full Scan

File Name:	c122206	Date of Collection: NA
Dil. Factor:	1.00	Date of Analysis: 12/22/99

Compound	Det. Limit (ppbv)	Det. Limit (uG/m3)	Amount (ppbv)	Amount (uG/m3)
Carbon Disulfide	2.0	6.3	Not Detected	Not Detected
2-Propanol	2.0	5.0	Not Detected	Not Detected
trans-1,2-Dichloroethene	2.0	8.0	Not Detected	Not Detected
Vinyl Acetate	2.0	7.2	Not Detected	Not Detected
2-Butanone (Methyl Ethyl Ketone)	2.0	6.0	Not Detected	Not Detected
Hexane	2.0	7.2	Not Detected	Not Detected
Tetrahydrofuran	2.0	6.0	Not Detected	Not Detected
Cyclohexane	2.0	7.0	Not Detected	Not Detected
1,4-Dioxane	2.0	7.3	Not Detected	Not Detected
Bromodichloromethane	2.0	14	Not Detected	Not Detected
4-Methyl-2-pentanone	2.0	8.3	Not Detected	Not Detected
2-Hexanone	2.0	8.3	Not Detected	Not Detected
Dibromochloromethane	2.0	17	Not Detected	Not Detected
Bromoform	2.0	21	Not Detected	Not Detected
4-Ethyltoluene	2.0	10	Not Detected	Not Detected
Ethanol	2.0	3.8	Not Detected	Not Detected
Methyl tert-Butyl Ether	2.0	7.3	Not Detected	Not Detected
Heptane	2.0	8.3	Not Detected	Not Detected
TPH ref. to Hexane (MW=86)	5.0	18	Not Detected	Not Detected

Container Type: NA

Surrogates	% Recovery	Method Limits
1,2-Dichloroethane-d4	86	70-130
Toluene-d8	105	70-130
4-Bromofluorobenzene	94	70-130



AIR TOXICS LTD.

AN ENVIRONMENTAL ANALYTICAL LABORATORY

180 BLUE RAVINE ROAD, SUITE B
FOLSOM, CA 95630-4719
(916) 985-1000 FAX: (916) 985-1020

CHAIN-OF-CUSTODY RECORD

No 024228

Page 1 of 1

Contact Person <u>Jeff Kane</u> Company <u>Block Env.</u> Address <u>2451 Estand Way</u> City <u>P-Hill</u> State <u>CA</u> Zip <u>94523</u> Phone <u>925 682-7200</u> FAX <u>686-0399</u> Collected By: Signature <u>[Signature]</u>	Project info: P.O. # _____ Project # <u>9813</u> Project Name <u>ONE/Dunne</u>	Turn Around Time: <input checked="" type="checkbox"/> Normal <input type="checkbox"/> Rush _____ Specify _____ <u>12/20/99</u>
---	---	--

Lab I.D.	Field Sample I.D.	Date & Time	Analyses Requested	Canister Pressure / Vacuum		
				Initial	Final	Receipt
01A	ONE-AMB	12/15/99-17:55	TD-14 + TPH-mineral spirits	29.5	7.0	7.0"
02A	ONE-FLUX	12/15/99-18:30	" "	30.0	11.0	9.5"
03A	Dunne-FLUX	12/15/99-18:50	" "	30+	11.0	8.5"
	ONE- FLUX DESK		Invalid sample - Do not analyze			

Relinquished By: (Signature) <u>[Signature]</u> Date/Time <u>12/16/99</u>	Print Name <u>Jeff Kane</u>
Relinquished By: (Signature) _____ Date/Time _____	Received By: (Signature) <u>[Signature]</u> Date/Time <u>12/17/99 8:30</u>
Relinquished By: (Signature) _____ Date/Time _____	Received By: (Signature) _____ Date/Time _____

Notes: Flow restrictor faulty for ONE-DESK. Pressure rose from 29.5 to 16.0 in 1/2 hour. Please send another canister and 8-hr. Flow restrictor. (Requested 12/15/99)

Lab Use Only	Shipper Name <u>Golden State</u>	Air Bill # <u>-</u>	Opened By: <u>ET</u>	Date/Time <u>12-17-99 8:30</u>	Temp. (°C) <u>ambient</u>	Condition <u>good</u>	Custody Seals Intact? Yes No <u>None</u> N/A	Work Order # <u>9912306</u>
	<u>away</u>							

@AIR TOXICS LTD.

AN ENVIRONMENTAL ANALYTICAL LABORATORY

WORK ORDER #: 0001156

Work Order Summary

CLIENT: Mr. Ron Block
Block Environmental Services
2451 Estand Way
Pleasant Hill, CA 94523

BILL TO: Same

PHONE: 925-682-7200
FAX: 925-686-0399
DATE RECEIVED: 1/17/00
DATE COMPLETED: 1/25/00

P.O. # NR
PROJECT # ONE

<u>FRACTION #</u>	<u>NAME</u>	<u>TEST</u>	<u>RECEIPT</u> <u>VAC./PRES.</u>
01A	ONE-DESK	TO-14	9.0 "Hg
01AA	ONE-DESK Duplicate	TO-14	9.0 "Hg
02A	Method Spike	TO-14	NA
03A	Lab Blank	TO-14	NA

CERTIFIED BY: Todd A. [Signature]
FOR Laboratory Director

DATE: 1/28/00

Certification numbers: CA ELAP - 1149, NY ELAP - 11291, UT ELAP - E-217

180 BLUE RAVINE ROAD, SUITE B FOLSOM, CA 95630
(916) 985-1000 • (800) 985-5955 • FAX (916) 985-1020

LABORATORY NARRATIVE
Analysis of Volatile Organic Compounds by EPA Method TO-14
Block Environmental
Work Order # 0001156

One 6L Summa™ Canister sample was received on January 17, 2000. The laboratory performed analysis via EPA Methods TO-14/TO-15 using GC/MS in the full scan mode. The method involves concentrating up to 0.5 liters of air. The concentrated aliquot is then flash vaporized and swept through a water management system to remove water vapor. Following dehumidification, the sample passes directly into the GC/MS for analysis. See the data sheets for the reporting limits for each compound.

Method modifications taken to run these samples include:

<i>Requirement</i>	<i>TO-14/TO-14a</i>	<i>TO-15</i>	<i>Air Toxics Ltd. Modification</i>
Concentration of internal standard spike	Not specified	10 ppbv	25 - 50 ppbv
Dilutions for initial calibration	Dynamic or static dilutions using canisters	Dynamic or static dilutions using canisters	Syringe and flow controller dilutions
Internal standard recoveries	Not specified	Within 40% of mean of calibration curve for blanks, and within 40% of daily CCV for samples	Within 40% of the daily CCV internal standard area for blanks and samples
Internal standard retention times	Not specified	Within 0.33 minutes from most recent calibration	Within 0.50 minutes of most recent daily CCV internal standards
Initial calibration criteria	Not specified	RSD of 30% or less	RSD of 30% or less for standard compounds, 40% or less for non-standard and polar compounds
Continuing calibration verification criteria	Not specified	70 - 130%	70 - 130% for at least 90% of standard compounds, 60 - 140% for at least 80% of non-standard and polar compounds
Response factor for quantitation	Average response factor (ICAL)	Daily response factor (CCV)	Average response factor (ICAL)

There were no out of the ordinary circumstances to report.

Seven qualifiers may have been used on the data analysis sheets and indicate as follows:

- B - Compound present in laboratory blank greater than reporting limit (background subtraction not performed).
- J - Estimated value.
- E - Exceeds instrument calibration range.
- S - Saturated Peak.
- Q - Exceeds quality control limits.
- U - Compound analyzed for but not detected above the reporting limit.
- N - The identification is based on presumptive evidence.

AIR TOXICS LTD.

SAMPLE NAME : ONE-DESK

ID#: 0001156-01A

EPA METHOD TO-14 GC/MS Full Scan

File Name:	1011922	Date of Collection:	1/13/00
Dil. Factor:	1.91	Date of Analysis:	1/19/00

Compound	Det. Limit (ppbv)	Det. Limit (uG/m3)	Amount (ppbv)	Amount (uG/m3)
Freon 12	0.96	4.8	Not Detected	Not Detected
Freon 114	0.96	6.8	Not Detected	Not Detected
Chloromethane	0.96	2.0	1.7	3.6
Vinyl Chloride	0.96	2.5	Not Detected	Not Detected
Bromomethane	0.96	3.8	Not Detected	Not Detected
Chloroethane	0.96	2.6	Not Detected	Not Detected
Freon 11	0.96	5.4	Not Detected	Not Detected
1,1-Dichloroethene	0.96	3.8	Not Detected	Not Detected
Freon 113	0.96	7.4	Not Detected	Not Detected
Methylene Chloride	0.96	3.4	1.1	4.0
1,1-Dichloroethane	0.96	3.9	Not Detected	Not Detected
cis-1,2-Dichloroethene	0.96	3.8	Not Detected	Not Detected
Chloroform	0.96	4.7	Not Detected	Not Detected
1,1,1-Trichloroethane	0.96	5.3	Not Detected	Not Detected
Carbon Tetrachloride	0.96	6.1	Not Detected	Not Detected
Benzene	0.96	3.1	2.8	9.2
1,2-Dichloroethane	0.96	3.9	Not Detected	Not Detected
Trichloroethene	0.96	5.2	Not Detected	Not Detected
1,2-Dichloropropane	0.96	4.5	Not Detected	Not Detected
cis-1,3-Dichloropropene	0.96	4.4	Not Detected	Not Detected
Toluene	0.96	3.6	72	270
trans-1,3-Dichloropropene	0.96	4.4	Not Detected	Not Detected
1,1,2-Trichloroethane	0.96	5.3	Not Detected	Not Detected
Tetrachloroethene	0.96	6.6	Not Detected	Not Detected
Ethylene Dibromide	0.96	7.4	Not Detected	Not Detected
Chlorobenzene	0.96	4.5	Not Detected	Not Detected
Ethyl Benzene	0.96	4.2	1.1	4.8
m,p-Xylene	0.96	4.2	4.2	18
o-Xylene	0.96	4.2	1.4	6.4
Styrene	0.96	4.1	Not Detected	Not Detected
1,1,2,2-Tetrachloroethane	0.96	6.7	Not Detected	Not Detected
1,3,5-Trimethylbenzene	0.96	4.8	Not Detected	Not Detected
1,2,4-Trimethylbenzene	0.96	4.8	1.1	5.7
1,3-Dichlorobenzene	0.96	5.8	Not Detected	Not Detected
1,4-Dichlorobenzene	0.96	5.8	Not Detected	Not Detected
Chlorotoluene	0.96	5.0	Not Detected	Not Detected
1,2-Dichlorobenzene	0.96	5.8	Not Detected	Not Detected
1,2,4-Trichlorobenzene	0.96	7.2	Not Detected	Not Detected
Hexachlorobutadiene	0.96	10	Not Detected	Not Detected
Propylene	3.8	6.7	Not Detected	Not Detected
1,3-Butadiene	3.8	8.6	Not Detected	Not Detected
Acetone	3.8	9.2	120	290

AIR TOXICS LTD.

SAMPLE NAME : ONE-DESK

ID#: 0001156-01A

EPA METHOD TO-14 GC/MS Full Scan

File Name:	t011922	Date of Collection:	1/13/00
Dil. Factor:	1.91	Date of Analysis:	1/19/00

Compound	Det. Limit (ppbv)	Det. Limit (uG/m3)	Amount (ppbv)	Amount (uG/m3)
Carbon Disulfide	3.8	12	Not Detected	Not Detected
2-Propanol	3.8	9.5	18	44
trans-1,2-Dichloroethene	3.8	15	Not Detected	Not Detected
Vinyl Acetate	3.8	14	Not Detected	Not Detected
2-Butanone (Methyl Ethyl Ketone)	3.8	11	Not Detected	Not Detected
Hexane	3.8	14	29	100
Tetrahydrofuran	3.8	11	Not Detected	Not Detected
Cyclohexane	3.8	13	15	51
1,4-Dioxane	3.8	14	5.1	18
Bromodichloromethane	3.8	26	Not Detected	Not Detected
4-Methyl-2-pentanone	3.8	16	Not Detected	Not Detected
2-Hexanone	3.8	16	Not Detected	Not Detected
Dibromochloromethane	3.8	33	Not Detected	Not Detected
Bromoform	3.8	40	Not Detected	Not Detected
4-Ethyltoluene	3.8	19	Not Detected	Not Detected
Ethanol	3.8	7.3	34	66
Methyl tert-Butyl Ether	3.8	14	Not Detected	Not Detected
Heptane	3.8	16	57	240
TPH ref. to Hexane (MW=86)	9.6	34	630	2200

Container Type: 6 Liter Summa Canister

Surrogates	% Recovery	Method Limits
1,2-Dichloroethane-d4	110	70-130
Toluene-d8	93	70-130
4-Bromofluorobenzene	99	70-130

AIR TOXICS LTD.

SAMPLE NAME : ONE-DESK Duplicate

ID#: 0001156-01AA

EPA METHOD TO-14 GC/MS Full Scan

File Name:	t011923	Date of Collection:	1/13/00
Dil. Factor:	1.91	Date of Analysis:	1/19/00

Compound	Det. Limit (ppbv)	Det. Limit (uG/m3)	Amount (ppbv)	Amount (uG/m3)
Freon 12	0.96	4.8	Not Detected	Not Detected
Freon 114	0.96	6.8	Not Detected	Not Detected
Chloromethane	0.96	2.0	1.4	2.9
Vinyl Chloride	0.96	2.5	Not Detected	Not Detected
Bromomethane	0.96	3.8	Not Detected	Not Detected
Chloroethane	0.96	2.6	Not Detected	Not Detected
Freon 11	0.96	5.4	Not Detected	Not Detected
1,1-Dichloroethene	0.96	3.8	Not Detected	Not Detected
Freon 113	0.96	7.4	Not Detected	Not Detected
Methylene Chloride	0.96	3.4	1.0	3.7
1,1-Dichloroethane	0.96	3.9	Not Detected	Not Detected
cis-1,2-Dichloroethene	0.96	3.8	Not Detected	Not Detected
Chloroform	0.96	4.7	Not Detected	Not Detected
1,1,1-Trichloroethane	0.96	5.3	Not Detected	Not Detected
Carbon Tetrachloride	0.96	6.1	Not Detected	Not Detected
Benzene	0.96	3.1	2.6	8.4
1,2-Dichloroethane	0.96	3.9	Not Detected	Not Detected
Trichloroethene	0.96	5.2	Not Detected	Not Detected
1,2-Dichloropropane	0.96	4.5	Not Detected	Not Detected
cis-1,3-Dichloropropene	0.96	4.4	Not Detected	Not Detected
Toluene	0.96	3.6	73	280
trans-1,3-Dichloropropene	0.96	4.4	Not Detected	Not Detected
1,1,2-Trichloroethane	0.96	5.3	Not Detected	Not Detected
Tetrachloroethene	0.96	6.6	Not Detected	Not Detected
Ethylene Dibromide	0.96	7.4	Not Detected	Not Detected
Chlorobenzene	0.96	4.5	Not Detected	Not Detected
Ethyl Benzene	0.96	4.2	0.96	4.2
m,p-Xylene	0.96	4.2	4.0	18
o-Xylene	0.96	4.2	1.5	6.6
Styrene	0.96	4.1	Not Detected	Not Detected
1,1,2,2-Tetrachloroethane	0.96	6.7	Not Detected	Not Detected
1,3,5-Trimethylbenzene	0.96	4.8	Not Detected	Not Detected
1,2,4-Trimethylbenzene	0.96	4.8	1.1	5.7
1,3-Dichlorobenzene	0.96	5.8	Not Detected	Not Detected
1,4-Dichlorobenzene	0.96	5.8	Not Detected	Not Detected
Chlorotoluene	0.96	5.0	Not Detected	Not Detected
1,2-Dichlorobenzene	0.96	5.8	Not Detected	Not Detected
1,2,4-Trichlorobenzene	0.96	7.2	Not Detected	Not Detected
Hexachlorobutadiene	0.96	10	Not Detected	Not Detected
Propylene	3.8	6.7	Not Detected	Not Detected
1,3-Butadiene	3.8	8.6	Not Detected	Not Detected
Acetone	3.8	9.2	120	290

AIR TOXICS LTD.

SAMPLE NAME : ONE-DESK Duplicate

ID#: 0001156-01AA

EPA METHOD TO-14 GC/MS Full Scan

File Name:	t011923	Date of Collection:	1/13/00
Dil. Factor:	1.91	Date of Analysis:	1/19/00

Compound	Det. Limit (ppbv)	Det. Limit (uG/m3)	Amount (ppbv)	Amount (uG/m3)
Carbon Disulfide	3.8	12	Not Detected	Not Detected
2-Propanol	3.8	9.5	15	38
trans-1,2-Dichloroethene	3.8	15	Not Detected	Not Detected
Vinyl Acetate	3.8	14	Not Detected	Not Detected
2-Butanone (Methyl Ethyl Ketone)	3.8	11	Not Detected	Not Detected
Hexane	3.8	14	29	100
Tetrahydrofuran	3.8	11	Not Detected	Not Detected
Cyclohexane	3.8	13	15	52
1,4-Dioxane	3.8	14	5.1	18
Bromodichloromethane	3.8	26	Not Detected	Not Detected
4-Methyl-2-pentanone	3.8	16	Not Detected	Not Detected
2-Hexanone	3.8	16	Not Detected	Not Detected
Dibromochloromethane	3.8	33	Not Detected	Not Detected
Bromoform	3.8	40	Not Detected	Not Detected
4-Ethyltoluene	3.8	19	Not Detected	Not Detected
Ethanol	3.8	7.3	28	53
Methyl tert-Butyl Ether	3.8	14	Not Detected	Not Detected
Heptane	3.8	16	56	230
TPH ref. to Hexane (MW=86)	9.6	34	640	2300

Container Type: 6 Liter Summa Canister

Surrogates	% Recovery	Method Limits
1,2-Dichloroethane-d4	110	70-130
Toluene-d8	95	70-130
4-Bromofluorobenzene	105	70-130

AIR TOXICS LTD.

SAMPLE NAME : Method Spike

ID#: 0001156-02A

EPA METHOD TO-14 GC/MS Full Scan

File Name:	1011902	Date of Collection: NA
Dil. Factor:	1.00	Date of Analysis: 1/19/00

Compound	Det. Limit (ppbv)	Det. Limit (uG/m3)	% Recovery
Freon 12	0.50	2.5	99
Freon 114	0.50	3.6	100
Chloromethane	0.50	1.0	123
Vinyl Chloride	0.50	1.3	134 Q
Bromomethane	0.50	2.0	101
Chloroethane	0.50	1.3	97
Freon 11	0.50	2.8	101
1,1-Dichloroethene	0.50	2.0	104
Freon 113	0.50	3.9	85
Methylene Chloride	0.50	1.8	108
1,1-Dichloroethane	0.50	2.0	102
cis-1,2-Dichloroethene	0.50	2.0	103
Chloroform	0.50	2.5	96
1,1,1-Trichloroethane	0.50	2.8	86
Carbon Tetrachloride	0.50	3.2	88
Benzene	0.50	1.6	108
1,2-Dichloroethane	0.50	2.0	109
Trichloroethene	0.50	2.7	103
1,2-Dichloropropane	0.50	2.3	110
cis-1,3-Dichloropropene	0.50	2.3	101
Toluene	0.50	1.9	92
trans-1,3-Dichloropropene	0.50	2.3	120
1,1,2-Trichloroethane	0.50	2.8	109
Tetrachloroethene	0.50	3.4	113
Ethylene Dibromide	0.50	3.9	108
Chlorobenzene	0.50	2.3	102
Ethyl Benzene	0.50	2.2	93
m,p-Xylene	0.50	2.2	98
o-Xylene	0.50	2.2	100
Styrene	0.50	2.2	81
1,1,2,2-Tetrachloroethane	0.50	3.5	99
1,3,5-Trimethylbenzene	0.50	2.5	94
1,2,4-Trimethylbenzene	0.50	2.5	91
1,3-Dichlorobenzene	0.50	3.0	93
1,4-Dichlorobenzene	0.50	3.0	94
Chlorotoluene	0.50	2.6	83
1,2-Dichlorobenzene	0.50	3.0	92
1,2,4-Trichlorobenzene	0.50	3.8	63 Q
Hexachlorobutadiene	0.50	5.4	67 Q
Propylene	2.0	3.5	112
1,3-Butadiene	2.0	4.5	121
Acetone	2.0	4.8	99

AIR TOXICS LTD.

SAMPLE NAME : Method Spike

ID#: 0001156-02A

EPA METHOD TO-14 GC/MS Full Scan

File Name:	t011902	Date of Collection: NA
Dil. Factor:	1.00	Date of Analysis: 1/19/00

Compound	Det. Limit (ppbv)	Det. Limit (uG/m3)	% Recovery
Carbon Disulfide	2.0	6.3	98
2-Propanol	2.0	5.0	96
trans-1,2-Dichloroethene	2.0	8.0	93
Vinyl Acetate	2.0	7.2	102
2-Butanone (Methyl Ethyl Ketone)	2.0	6.0	103
Hexane	2.0	7.2	97
Tetrahydrofuran	2.0	6.0	110
Cyclohexane	2.0	7.0	89
1,4-Dioxane	2.0	7.3	87
Bromodichloromethane	2.0	14	95
4-Methyl-2-pentanone	2.0	8.3	100
2-Hexanone	2.0	8.3	101
Dibromochloromethane	2.0	17	107
Bromoform	2.0	21	103
4-Ethyltoluene	2.0	10	92
Ethanol	2.0	3.8	90
Methyl tert-Butyl Ether	2.0	7.3	85
Heptane	2.0	8.3	113
TPH ref. to Hexane (MW=86)	5.0	18	Not Spiked

Q = Exceeds Quality Control limits.

Container Type: NA

Surrogates	% Recovery	Method Limits
1,2-Dichloroethane-d4	94	70-130
Toluene-d8	94	70-130
4-Bromofluorobenzene	94	70-130

AIR TOXICS LTD.

SAMPLE NAME : Lab Blank

ID#: 0001156-03A

EPA METHOD TO-14 GC/MS Full Scan

File Name:	1011904	Date of Collection:	NA
Dil. Factor:	1.00	Date of Analysis:	1/19/00

Compound	Det. Limit (ppbv)	Det. Limit (uG/m3)	Amount (ppbv)	Amount (uG/m3)
Freon 12	0.50	2.5	Not Detected	Not Detected
Freon 114	0.50	3.6	Not Detected	Not Detected
Chloromethane	0.50	1.0	Not Detected	Not Detected
Vinyl Chloride	0.50	1.3	Not Detected	Not Detected
Bromomethane	0.50	2.0	Not Detected	Not Detected
Chloroethane	0.50	1.3	Not Detected	Not Detected
Freon 11	0.50	2.8	Not Detected	Not Detected
1,1-Dichloroethene	0.50	2.0	Not Detected	Not Detected
Freon 113	0.50	3.9	Not Detected	Not Detected
Methylene Chloride	0.50	1.8	Not Detected	Not Detected
1,1-Dichloroethane	0.50	2.0	Not Detected	Not Detected
cis-1,2-Dichloroethene	0.50	2.0	Not Detected	Not Detected
Chloroform	0.50	2.5	Not Detected	Not Detected
1,1,1-Trichloroethane	0.50	2.8	Not Detected	Not Detected
Carbon Tetrachloride	0.50	3.2	Not Detected	Not Detected
Benzene	0.50	1.6	Not Detected	Not Detected
1,2-Dichloroethane	0.50	2.0	Not Detected	Not Detected
Trichloroethene	0.50	2.7	Not Detected	Not Detected
1,2-Dichloropropane	0.50	2.3	Not Detected	Not Detected
cis-1,3-Dichloropropene	0.50	2.3	Not Detected	Not Detected
Toluene	0.50	1.9	Not Detected	Not Detected
trans-1,3-Dichloropropene	0.50	2.3	Not Detected	Not Detected
1,1,2-Trichloroethane	0.50	2.8	Not Detected	Not Detected
Tetrachloroethene	0.50	3.4	Not Detected	Not Detected
Ethylene Dibromide	0.50	3.9	Not Detected	Not Detected
Chlorobenzene	0.50	2.3	Not Detected	Not Detected
Ethyl Benzene	0.50	2.2	Not Detected	Not Detected
m,p-Xylene	0.50	2.2	Not Detected	Not Detected
o-Xylene	0.50	2.2	Not Detected	Not Detected
Styrene	0.50	2.2	Not Detected	Not Detected
1,1,2,2-Tetrachloroethane	0.50	3.5	Not Detected	Not Detected
1,3,5-Trimethylbenzene	0.50	2.5	Not Detected	Not Detected
1,2,4-Trimethylbenzene	0.50	2.5	Not Detected	Not Detected
1,3-Dichlorobenzene	0.50	3.0	Not Detected	Not Detected
1,4-Dichlorobenzene	0.50	3.0	Not Detected	Not Detected
Chlorotoluene	0.50	2.6	Not Detected	Not Detected
1,2-Dichlorobenzene	0.50	3.0	Not Detected	Not Detected
1,2,4-Trichlorobenzene	0.50	3.8	Not Detected	Not Detected
Hexachlorobutadiene	0.50	5.4	Not Detected	Not Detected
Propylene	2.0	3.5	Not Detected	Not Detected
1,3-Butadiene	2.0	4.5	Not Detected	Not Detected
Acetone	2.0	4.8	Not Detected	Not Detected

AIR TOXICS LTD.

SAMPLE NAME : Lab Blank

ID#: 0001156-03A

EPA METHOD TO-14 GC/MS Full Scan

File Name:	1011904	Date of Collection: NA
Dil. Factor:	1.00	Date of Analysis: 1/19/00

Compound	Det. Limit (ppbv)	Det. Limit (uG/m3)	Amount (ppbv)	Amount (uG/m3)
Carbon Disulfide	2.0	6.3	Not Detected	Not Detected
2-Propanol	2.0	5.0	Not Detected	Not Detected
trans-1,2-Dichloroethene	2.0	8.0	Not Detected	Not Detected
Vinyl Acetate	2.0	7.2	Not Detected	Not Detected
2-Butanone (Methyl Ethyl Ketone)	2.0	6.0	Not Detected	Not Detected
Hexane	2.0	7.2	Not Detected	Not Detected
Tetrahydrofuran	2.0	6.0	Not Detected	Not Detected
Cyclohexane	2.0	7.0	Not Detected	Not Detected
1,4-Dioxane	2.0	7.3	Not Detected	Not Detected
Bromodichloromethane	2.0	14	Not Detected	Not Detected
4-Methyl-2-pentanone	2.0	8.3	Not Detected	Not Detected
2-Hexanone	2.0	8.3	Not Detected	Not Detected
Dibromochloromethane	2.0	17	Not Detected	Not Detected
Bromoform	2.0	21	Not Detected	Not Detected
4-Ethyltoluene	2.0	10	Not Detected	Not Detected
Ethanol	2.0	3.8	Not Detected	Not Detected
Methyl tert-Butyl Ether	2.0	7.3	Not Detected	Not Detected
Heptane	2.0	8.3	Not Detected	Not Detected
TPH ref. to Hexane (MW=86)	5.0	18	Not Detected	Not Detected

Container Type: NA

Surrogates	% Recovery	Method Limits
1,2-Dichloroethane-d4	100	70-130
Toluene-d8	93	70-130
4-Bromofluorobenzene	102	70-130



AIR TOXICS LTD.

AN ENVIRONMENTAL ANALYTICAL LABORATORY

180 BLUE RAVINE ROAD, SUITE B
FOLSOM, CA 95630-4719
(916) 985-1000 FAX: (916) 985-1020

N^o 024644

CHAIN-OF-CUSTODY RECORD

Page ___ of ___

Contact Person <u>Jeff Kane</u> Company <u>Block Env.</u> Address <u>2451 Estand</u> City <u>P. Hill</u> State <u>CA</u> Zip <u>94523</u> Phone <u>925 682-7200</u> FAX <u>686-0399</u> Collected By: Signature <u>[Signature]</u>	Project info: P.O. # _____ Project # _____ Project Name <u>ONE</u>	Turn Around Time: <input checked="" type="checkbox"/> Normal <input type="checkbox"/> Rush _____ Specify _____
--	---	---

Lab I.D.	Field Sample I.D.	Date & Time	Analyses Requested	Canister Pressure / Vacuum		
				Initial	Final	Receipt
<u>O/A</u>	<u>ONE-DESK</u>	<u>1/13/98 8:20-14:26</u>	<u>TO-14 + TPH - Hexane</u>	<u>9.5</u>	<u>9.5</u>	<u>9.0%</u> <u>1/17/00</u> <u>[Signature]</u>

Relinquished By: (Signature) <u>[Signature]</u> Date/Time <u>1/14/00</u>	Print Name <u>Jeffrey Kane</u>
Relinquished By: (Signature) _____ Date/Time _____	Received By: (Signature) <u>[Signature]</u> Date/Time <u>1/17/00</u>
Relinquished By: (Signature) _____ Date/Time _____	Received By: (Signature) <u>[Signature]</u> Date/Time <u>1/14/00</u>

Notes:

Lab Use Only	Shipper Name <u>Golden State Overnight</u>	Air Bill # <u>[Signature]</u>	Opened By: <u>[Signature]</u> Date/Time <u>1/17/00</u>	Temp. (°C) <u>-</u>	Condition <u>Good</u>	Custody Seals Intact? Yes No None N/A <u>None</u>	Work Order # <u>0001156</u>
--------------	--	-------------------------------	--	---------------------	-----------------------	---	-----------------------------