



**CONESTOGA-ROVERS
& ASSOCIATES**

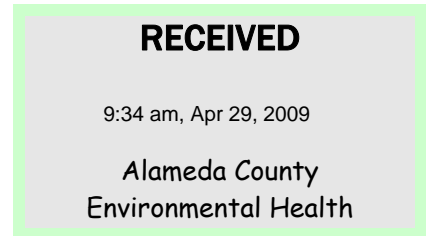
5900 Hollis Street, Suite A
Emeryville, California 94608
Telephone: (510) 420-0700 Fax: (510) 420-9170
www.CRAworld.com

TRANSMITTAL

DATE: April 24, 2009 REFERENCE NO.: 240483

PROJECT NAME: 5755 Broadway, Oakland

TO: Jerry Wickham
Alameda County Health Care Services Agency
1131 Harbor Bay Parkway, Suite 250
Alameda, California 94502-6577



Please find enclosed: Draft Final
 Originals Other
 Prints

Sent via: Mail Same Day Courier
 Overnight Courier Other GeoTracker and Alameda County FTP

QUANTITY	DESCRIPTION
1	Groundwater Monitoring Report - First Quarter 2009

As Requested For Review and Comment
 For Your Use _____

COMMENTS:

If you have any questions regarding the contents of this document, please call Peter Schaefer at (510) 420-3319.

Copy to: Denis Brown, Shell Oil Products US, 20945 S. Wilmington Avenue Carson, CA 90810
Thrifty Oil Company, c/o Mr. Raymond Fredricksen, P.O. Box 2128,
Santa Fe Springs, CA 90670
SF Data Room (electronic copy)

Completed by: Peter Schaefer Signed:

Filing: **Correspondence File**



Jerry Wickham
Alameda County Health Care Services Agency
1131 Harbor Bay Parkway, Suite 250
Alameda, California 94502-6577

Denis L. Brown
Shell Oil Products US
HSE - Environmental Services
20945 S. Wilmington Ave.
Carson, CA 90810-1039
Tel (707) 865 0251
Fax (707) 865 2542
Email denis.l.brown@shell.com

Re: Shell-branded Service Station
5755 Broadway
Oakland, California
SAP Code 135699
Incident No. 98995756
ACHCSA Case No. RO0000026

Dear Mr. Wickham:

The attached document is provided for your review and comment. Upon information and belief, I declare, under penalty of perjury, that the information contained in the attached document is true and correct.

If you have any questions or concerns, please call me at (707) 865-0251.

Sincerely,

A handwritten signature in black ink, appearing to read "Denis L. Brown", is located below the "Sincerely," text.

Denis L. Brown
Project Manager



GROUNDWATER MONITORING REPORT - FIRST QUARTER 2009

**SHELL-BRANDED SERVICE STATION
5755 BROADWAY
OAKLAND, CALIFORNIA**

**SAP CODE 135699
INCIDENT NO. 98995756
AGENCY NO. RO0000026**

APRIL 24, 2009

REF. NO. 240483 (3)

This report is printed on recycled paper.

**Prepared by:
Conestoga-Rovers
& Associates**

5900 Hollis Street, Suite A
Emeryville, California
U.S.A. 94608

Office: (510) 420-0700
Fax: (510) 420-9170

web: <http://www.CRAworld.com>

TABLE OF CONTENTS

	<u>Page</u>
1.0 INTRODUCTION	1
1.1 SITE INFORMATION.....	1
2.0 SITE ACTIVITIES, FINDINGS, AND DISCUSSION	2
2.1 CURRENT QUARTER'S ACTIVITIES	2
2.2 CURRENT QUARTER'S FINDINGS.....	2
2.3 PROPOSED ACTIVITIES FOR NEXT QUARTER.....	2

LIST OF FIGURES
(Following Text)

- FIGURE 1 VICINITY MAP
- FIGURE 2 GROUNDWATER CONTOUR AND CHEMICAL CONCENTRATION MAP

LIST OF APPENDICES

- APPENDIX A BLAINE TECH SERVICES, INC. - GROUNDWATER MONITORING
REPORT

1.0 INTRODUCTION

Conestoga-Rovers & Associates (CRA) prepared this report on behalf of Equilon Enterprises LLC dba Shell Oil Products US (Shell) in accordance with the quarterly reporting requirements of 23 CCR 2652d.

1.1 SITE INFORMATION

Site Address	5755 Broadway, Oakland
Site Use	Shell-branded Service Station
Shell Project Manager	Denis Brown
CRA Project Manager	Peter Schaefer
Lead Agency and Contact	ACHCSA, Jerry Wickham
Agency Case No.	RO0000026
Shell SAP Code	135699
Shell Incident No.	98995756

Date of most recent agency correspondence was August 9, 2006.

2.0 SITE ACTIVITIES, FINDINGS, AND DISCUSSION

2.1 CURRENT QUARTER'S ACTIVITIES

Blaine Tech Services, Inc. (Blaine) gauged and sampled the wells according to the established monitoring program for this site.

CRA prepared a vicinity map (Figure 1) and a groundwater contour and chemical concentration map (Figure 2). Blaine's report, presenting the analytical data, is included in Appendix A.


2.2 CURRENT QUARTER'S FINDINGS


Groundwater Flow Direction	South-southwest
Hydraulic Gradient	0.05
Depth to Water	0.81 to 2.85 feet below top of well casing


2.3 PROPOSED ACTIVITIES FOR NEXT QUARTER

Blaine will gauge and sample wells according to the established monitoring program for this site.

All of Which is Respectfully Submitted,
CONESTOGA-ROVERS & ASSOCIATES


Peter Schaefer, CHG, CEG

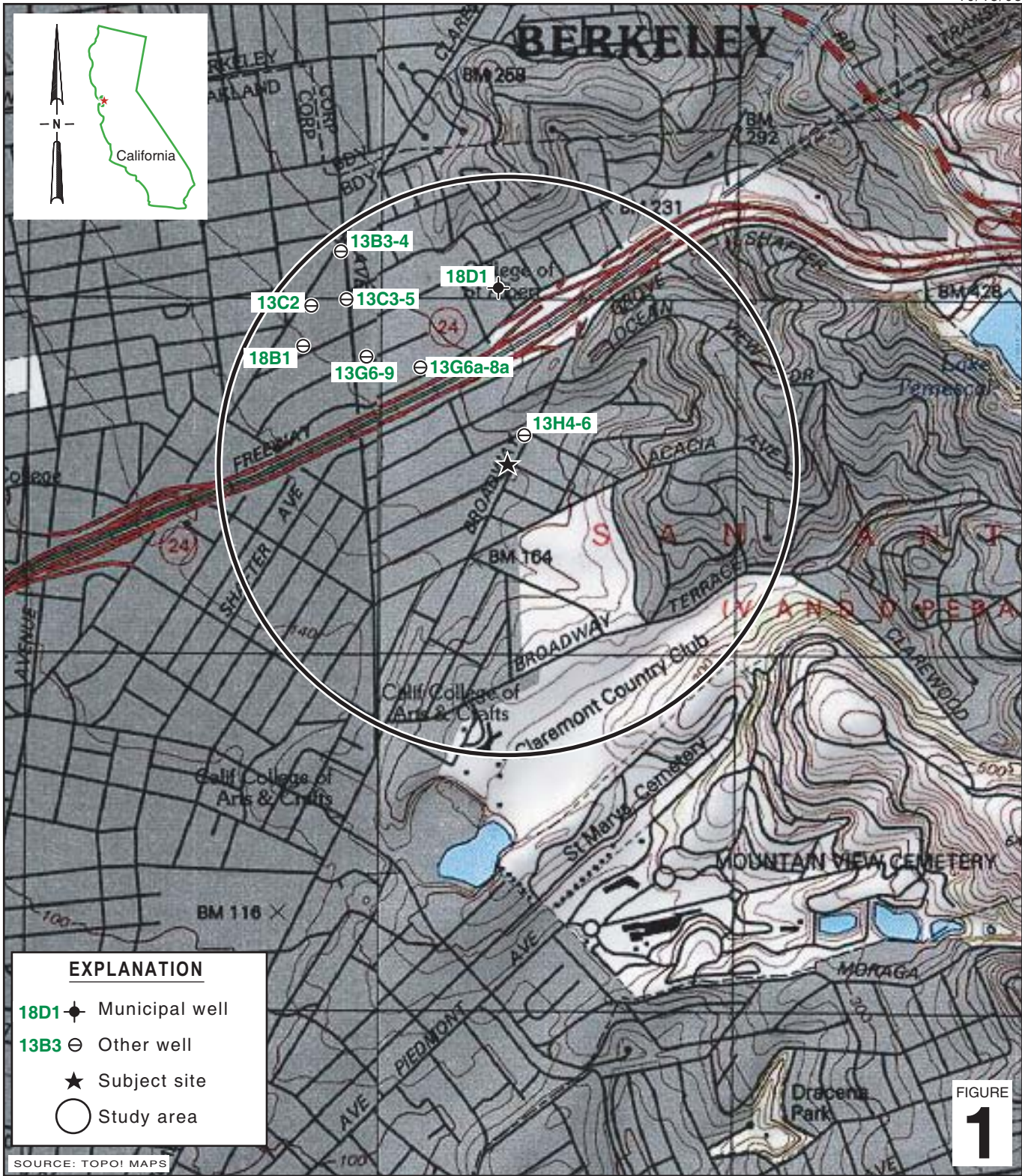

Aubrey K. Cool, PG



FIGURES



I:\Shell_TEMP\6-chars\2404--\240483-Oakland 5755 Broadway\240483-FIGURES\240483 VICINITY.AI



EXPLANATION	
18D1	◆ Municipal well
13B3	⊙ Other well
	★ Subject site
	○ Study area

SOURCE: TOPOI MAPS

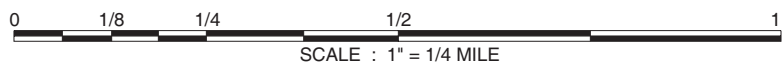


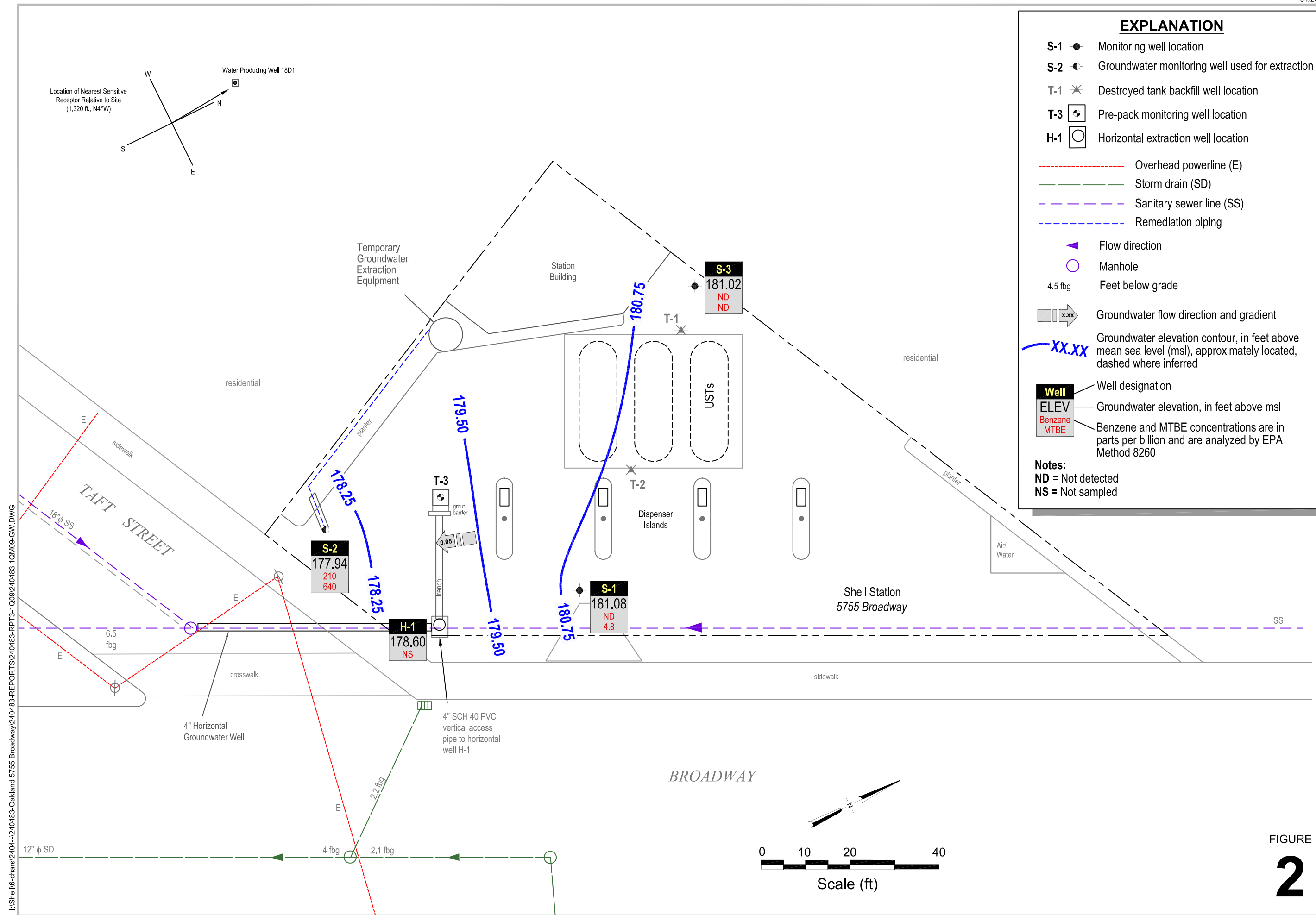
FIGURE 1

Shell-branded Service Station
 5755 Broadway
 Oakland, California



CONESTOGA-ROVERS
 & ASSOCIATES

Vicinity Map



**Groundwater Contour and
Chemical Concentration Map**

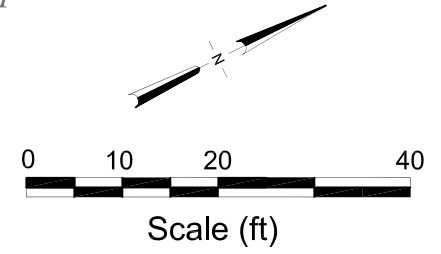
January 23, 2009



Shell-branded Service Station

5755 Broadway
Oakland, California

FIGURE
2



I:\Shell\6-chars\2404--240483-Oakland 5755 Broadway\240483-REPORTS\240483-RPT3-1009\240483-10M09-GW.DWG

APPENDIX A

BLAINE TECH SERVICES, INC. -
GROUNDWATER MONITORING REPORT

BLAINE

TECH SERVICES INC.

GROUNDWATER SAMPLING SPECIALISTS
SINCE 1985

February 16, 2009

Denis Brown
Shell Oil Products US
20945 South Wilmington Avenue
Carson, CA 90810

First Quarter 2009 Groundwater Monitoring at
Shell-branded Service Station
5755 Broadway
Oakland, CA

Monitoring performed on January 23, 2009

Groundwater Monitoring Report **090123-IW-1**

This report covers the routine monitoring of groundwater wells at this Shell-branded facility. In accordance with standard procedures that conform to Regional Water Quality Control Board requirements, routine field data collection includes depth to water, total well depth, thickness of any separate immiscible layer, water column volume, calculated purge volume (if applicable), elapsed evacuation time (if applicable), total volume of water removed (if applicable), and standard water parameter instrument readings. Sample material is collected, contained, stored, and transported to the laboratory in conformance with EPA standards. Purgewater (if applicable) is, likewise, collected and transported to the Martinez Refining Company.

Basic field information is presented alongside analytical values excerpted from the laboratory report in the cumulative table of **WELL CONCENTRATIONS**. The full analytical report for the most recent samples and the field data sheets are attached to this report.

At a minimum, Blaine Tech Services, Inc. field personnel are certified on completion of a forty-hour Hazardous Materials and Emergency Response training course per 29 CFR 1910.120. Field personnel are also enrolled in annual eight-hour refresher courses.

Blaine Tech Services, Inc. conducts sampling and documentation assignments of this type as an independent third party. Our activities at this site consisted of objective data and sample collection only. No interpretation of analytical results, defining of hydrological conditions or formulation of recommendations was performed.

Please call if you have any questions.

Yours truly,

Mike Ninokata
Project Manager

MN/tm

attachments: Cumulative Table of WELL CONCENTRATIONS
Certified Analytical Report
Field Data Sheets

cc: Anni Kreml
Conestoga-Rovers & Associates
5900 Hollis Street, Suite A
Emeryville, CA 94608

WELL CONCENTRATIONS
Shell-branded Service Station
5755 Broadway
Oakland, CA

Well ID	Date	TPPH (ug/L)	B (ug/L)	T (ug/L)	E (ug/L)	X (ug/L)	MTBE 8020 (ug/L)	MTBE 8260 (ug/L)	DIPE (ug/L)	ETBE (ug/L)	TAME (ug/L)	TBA (ug/L)	TOC (MSL)	Depth to Water (ft.)	GW Elevation (MSL)	DO Reading (ppm)
S-1	1/25/1991	<30	<0.3	<0.3	<0.3	<0.3	NA	NA	NA	NA	NA	NA	100.00	3.88	96.12	NA
S-1	6/3/1991	<30	<0.3	<0.3	<0.3	<0.3	NA	NA	NA	NA	NA	NA	100.00	3.51	96.49	NA
S-1	8/30/1991	<30	<0.3	<0.3	<0.3	<0.3	NA	NA	NA	NA	NA	NA	100.00	4.24	95.76	NA
S-1	11/22/1991	<30	2.3	<0.46	0.3	<0.65	NA	NA	NA	NA	NA	NA	100.00	4.29	95.71	NA
S-1	3/13/1992	<30	<0.52	<0.3	<0.3	<0.3	NA	NA	NA	NA	NA	NA	100.00	2.87	97.13	NA
S-1	5/28/1992	<50	<0.5	<0.5	<0.5	<0.5	NA	NA	NA	NA	NA	NA	100.00	3.79	96.21	NA
S-1	8/19/1992	<50	<0.5	<0.5	<0.5	<0.5	NA	NA	NA	NA	NA	NA	100.00	4.43	95.57	NA
S-1	11/18/1992	<50	<0.5	<0.5	<0.5	<0.5	NA	NA	NA	NA	NA	NA	100.00	4.34	95.66	NA
S-1	2/10/1993	51	1.4	<0.5	<0.5	<0.5	NA	NA	NA	NA	NA	NA	100.00	4.20	95.80	NA
S-1 (D)	2/10/1993	<50	1.2	<0.5	<0.5	<0.5	NA	NA	NA	NA	NA	NA	100.00	4.20	95.80	NA
S-1	6/11/1993	<50	<0.5	<0.5	<0.5	<0.5	NA	NA	NA	NA	NA	NA	100.00	3.39	96.61	NA
S-1	8/3/1993	<50	<0.5	<0.5	<0.5	<0.5	NA	NA	NA	NA	NA	NA	100.00	3.69	96.31	NA
S-1	11/2/1993	70a	<0.5	<0.5	<0.5	<0.5	NA	NA	NA	NA	NA	NA	100.00	4.26	95.74	NA
S-1	12/16/1993	NA	NA	NA	NA	NA	NA	NA	NA	NA	NA	NA	100.00	2.73	97.27	NA
S-1	2/1/1994	60a	<0.5	<0.5	<0.5	<0.5	NA	NA	NA	NA	NA	NA	100.00	3.38	96.62	NA
S-1	5/4/1994	<50	1.1	<0.5	<0.5	<0.5	NA	NA	NA	NA	NA	NA	100.00	3.00	97.00	NA
S-1	8/18/1994	<50	0.6	<0.5	<0.5	<0.5	NA	NA	NA	NA	NA	NA	100.00	3.70	96.30	NA
S-1 (D)	8/18/1994	60a	0.5	<0.5	<0.5	<0.5	NA	NA	NA	NA	NA	NA	100.00	3.70	96.30	NA
S-1	11/9/1994	<50	4	<0.5	<0.5	<0.5	NA	NA	NA	NA	NA	NA	100.00	2.52	97.48	NA
S-1	2/22/1995	50	0.8	0.7	<0.5	1.3	NA	NA	NA	NA	NA	NA	100.00	4.08	95.92	NA
S-1	5/2/1995	<50	<0.5	<0.5	<0.5	<0.5	NA	NA	NA	NA	NA	NA	100.00	2.58	97.42	NA
S-1	8/30/1995	<50	1.7	<0.5	<0.5	<0.5	NA	NA	NA	NA	NA	NA	100.00	3.48	96.52	NA
S-1	11/28/1995	<50	<0.5	<0.5	<0.5	<0.5	NA	NA	NA	NA	NA	NA	100.00	3.99	96.01	NA
S-1	2/2/1996	<50	11	<0.5	0.9	<0.5	NA	NA	NA	NA	NA	NA	100.00	2.00	98.00	NA
S-1	3/9/1996	<50	<0.5	<0.5	<0.5	<0.5	NA	NA	NA	NA	NA	NA	100.00	3.38	99.62	NA
S-1	8/22/1996	<50	1.5	<0.5	<0.5	<0.5	130	NA	NA	NA	NA	NA	100.00	3.43	96.57	NA
S-1	11/7/1996	<50	<0.5	<0.5	<0.5	<0.5	57	NA	NA	NA	NA	NA	100.00	3.70	96.30	4.33
S-1	2/20/1997	<50	0.64	<0.50	<0.50	1.6	6.5	NA	NA	NA	NA	NA	100.00	3.60	96.40	2

WELL CONCENTRATIONS
Shell-branded Service Station
5755 Broadway
Oakland, CA

Well ID	Date	TPPH (ug/L)	B (ug/L)	T (ug/L)	E (ug/L)	X (ug/L)	MTBE 8020 (ug/L)	MTBE 8260 (ug/L)	DIPE (ug/L)	ETBE (ug/L)	TAME (ug/L)	TBA (ug/L)	TOC (MSL)	Depth to Water (ft.)	GW Elevation (MSL)	DO Reading (ppm)
S-1	5/30/1997	<50	<0.50	<0.50	<0.50	<0.50	46	NA	NA	NA	NA	NA	100.00	3.47	96.53	7
S-1 (D)	5/30/1997	<50	<0.50	<0.50	<0.50	<0.50	47	NA	NA	NA	NA	NA	100.00	3.47	96.53	7
S-1	8/21/1997	<50	<0.50	<0.50	<0.50	0.84	26	NA	NA	NA	NA	NA	100.00	3.01	96.99	3.1
S-1	11/3/1997	<50	<0.50	1.1	<0.50	1.3	190	NA	NA	NA	NA	NA	100.00	3.66	96.34	2
S-1	1/20/1998	110	7.9	2.8	4.4	13	53	NA	NA	NA	NA	NA	100.00	1.84	98.16	4.6
S-1 (D)	1/20/1998	130	9.2	6.9	5.2	15	93	NA	NA	NA	NA	NA	100.00	1.84	98.16	4.6
S-1	2/16/1999	<50	<0.50	<0.50	<0.50	<0.50	8.6	NA	NA	NA	NA	NA	100.00	2.43	97.57	2.2
S-1	9/7/1999	NA	NA	NA	NA	NA	NA	NA	NA	NA	NA	NA	100.00	2.84	97.16	NA
S-1	2/2/2000	<50.0	<0.500	<0.500	<0.500	<0.500	202	NA	NA	NA	NA	NA	100.00	3.10	96.90	2.1
S-1	4/26/2000	NA	NA	NA	NA	NA	NA	NA	NA	NA	NA	NA	100.00	2.91	97.09	NA
S-1	7/25/2000	<50.0	<0.500	<0.500	<0.500	<0.500	811	NA	NA	NA	NA	NA	100.00	3.21	96.79	1.8
S-1	11/15/2000	NA	NA	NA	NA	NA	NA	NA	NA	NA	NA	NA	100.00	3.18	96.82	NA
S-1	2/12/2001	<50.0	<0.500	<0.500	<0.500	<0.500	209	NA	NA	NA	NA	NA	100.00	1.34	98.66	2.2
S-1	6/7/2001	NA	NA	NA	NA	NA	NA	NA	NA	NA	NA	NA	100.00	1.27	98.73	NA
S-1	8/31/2001	<50	<0.50	<0.50	<0.50	<0.50	NA	<5.0	NA	NA	NA	NA	100.00	3.16	96.84	4.0
S-1	12/5/2001	NA	NA	NA	NA	NA	NA	2.6	NA	NA	NA	NA	100.00	1.90	98.10	NA
S-1	1/31/2002	<50	<0.50	<0.50	<0.50	<0.50	NA	<5.0	NA	NA	NA	NA	100.00	2.67	97.33	NA
S-1	6/4/2002	NA	NA	NA	NA	NA	NA	NA	NA	NA	NA	NA	100.00	1.87	98.13	NA
S-1	7/25/2002	<50	<0.50	<0.50	<0.50	<0.50	NA	<5.0	NA	NA	NA	NA	100.00	2.01	97.99	NA
S-1	11/7/2002	NA	NA	NA	NA	NA	NA	NA	NA	NA	NA	NA	181.89	3.01	178.88	NA
S-1	11/14/2002	NA	NA	NA	NA	NA	NA	NA	NA	NA	NA	NA	181.89	3.40	178.49	NA
S-1	1/30/2003	<50	<0.50	<0.50	<0.50	<0.50	NA	27	NA	NA	NA	NA	181.89	2.12	179.77	NA
S-1	6/3/2003	NA	NA	NA	NA	NA	NA	NA	NA	NA	NA	NA	181.89	1.83	180.06	NA
S-1	8/27/2003	<50	0.50	1.5	<0.50	2.0	NA	130	NA	NA	NA	NA	181.89	3.32	178.57	NA
S-1	11/25/2003	NA	NA	NA	NA	NA	NA	NA	NA	NA	NA	NA	181.89	3.28	178.61	NA
S-1	2/5/2004	270	2.4	6.4	5.8	19	NA	8.3	NA	NA	NA	NA	181.89	2.09	179.80	NA
S-1	4/21/2004	NA	NA	NA	NA	NA	NA	NA	NA	NA	NA	NA	181.89	2.61	179.28	NA
S-1	8/12/2004	<500	<5.0	<5.0	<5.0	<10	NA	1,100	<20	<20	<20	<50	181.89	3.70	178.19	NA

WELL CONCENTRATIONS
Shell-branded Service Station
5755 Broadway
Oakland, CA

Well ID	Date	TPPH (ug/L)	B (ug/L)	T (ug/L)	E (ug/L)	X (ug/L)	MTBE 8020 (ug/L)	MTBE 8260 (ug/L)	DIPE (ug/L)	ETBE (ug/L)	TAME (ug/L)	TBA (ug/L)	TOC (MSL)	Depth to Water (ft.)	GW Elevation (MSL)	DO Reading (ppm)
---------	------	----------------	-------------	-------------	-------------	-------------	------------------------	------------------------	----------------	----------------	----------------	---------------	--------------	----------------------------	--------------------------	------------------------

S-1	11/8/2004	NA	NA	NA	NA	NA	NA	NA	NA	NA	NA	NA	181.89	3.04	178.85	NA
S-1	5/16/2005	<50	<0.50	<0.50	<0.50	<1.0	NA	4.9	NA	NA	NA	NA	181.89	3.10	178.79	NA
S-1	8/16/2005	<50	<0.50	<0.50	<0.50	<1.0	NA	64	<2.0	<2.0	<2.0	52	181.89	0.73	181.16	NA
S-1	11/3/2005	NA	NA	NA	NA	NA	NA	NA	NA	NA	NA	NA	181.89	3.49	178.40	NA
S-1	2/16/2006	<50.0	<0.500	<0.500	<0.500	<0.500	NA	22.7	NA	NA	NA	NA	181.89	0.73	181.16	NA
S-1	5/5/2006	NA	NA	NA	NA	NA	NA	NA	NA	NA	NA	NA	181.89	0.71	181.18	NA
S-1	8/21/2006	<50.0	0.630	<0.500	<0.500	1.71	NA	44.6	<0.500	<0.500	<0.500	<10.0	181.89	3.34	178.55	NA
S-1	11/13/2006	NA	NA	NA	NA	NA	NA	NA	NA	NA	NA	NA	181.89	2.55	179.34	NA
S-1	1/30/2007	<50	<0.50	<0.50	<0.50	<1.0	NA	24	NA	NA	NA	NA	181.89	0.91	180.98	NA
S-1	5/23/2007	NA	NA	NA	NA	NA	NA	NA	NA	NA	NA	NA	181.89	2.50	179.39	NA
S-1	8/9/2007	<50 h	0.35 i	<1.0	<1.0	<1.0	NA	33	<2.0	<2.0	<2.0	<10	181.89	0.81	181.08	NA
S-1	11/13/2007	NA	NA	NA	NA	NA	NA	NA	NA	NA	NA	NA	181.89	0.55	181.34	NA
S-1	2/13/2008	<50 h	0.56	<1.0	<1.0	<1.0	NA	2.9	NA	NA	NA	NA	181.89	0.45	181.44	NA
S-1	5/20/2008	NA	NA	NA	NA	NA	NA	NA	NA	NA	NA	NA	181.89	1.00	180.89	NA
S-1	8/4/2008	66	<0.50	<1.0	<1.0	<1.0	NA	3.6	<2.0	<2.0	<2.0	<10	181.89	0.72	181.17	NA
S-1	12/2/2008	NA	NA	NA	NA	NA	NA	NA	NA	NA	NA	NA	181.89	0.89	181.00	NA
S-1	1/23/2009	<50	<0.50	<1.0	<1.0	2.1	NA	4.8	NA	NA	NA	NA	181.89	0.81	181.08	NA

S-2	1/25/1991	450	140	1.8	6.2	15	NA	NA	NA	NA	NA	NA	98.92	4.52	94.40	NA
S-2	6/3/1991	490	150	2.7	8.2	7	NA	NA	NA	NA	NA	NA	98.92	4.02	94.90	NA
S-2	8/30/1991	70	0.37	<0.3	<0.3	<0.3	NA	NA	NA	NA	NA	NA	98.92	4.70	94.22	NA
S-2	11/22/1991	1,600	110	9.3	29	150	NA	NA	NA	NA	NA	NA	98.92	4.72	94.20	NA
S-2	3/13/1992	1,300	210	5.7	34	79	NA	NA	NA	NA	NA	NA	98.92	3.47	95.45	NA
S-2	5/28/1992	100	28	<0.5	<0.5	<0.5	NA	NA	NA	NA	NA	NA	98.92	4.45	94.45	NA
S-2	8/19/1992	470	42	<0.5	8.3	4	NA	NA	NA	NA	NA	NA	98.92	4.84	94.08	NA
S-2	11/18/1992	490	43	39	17	29	NA	NA	NA	NA	NA	NA	98.92	4.73	94.19	NA
S-2	2/10/1993	19,000	710	760	80	370	NA	NA	NA	NA	NA	NA	98.92	4.83	94.09	NA
S-2	6/11/1993	33,000	3,100	1,600	370	1,100	NA	NA	NA	NA	NA	NA	98.92	3.74	95.18	NA

WELL CONCENTRATIONS
Shell-branded Service Station
5755 Broadway
Oakland, CA

Well ID	Date	TPPH (ug/L)	B (ug/L)	T (ug/L)	E (ug/L)	X (ug/L)	MTBE 8020 (ug/L)	MTBE 8260 (ug/L)	DIPE (ug/L)	ETBE (ug/L)	TAME (ug/L)	TBA (ug/L)	TOC (MSL)	Depth to Water (ft.)	GW Elevation (MSL)	DO Reading (ppm)
S-2	8/3/1993	18,000	1,400	130	81	130	NA	NA	NA	NA	NA	NA	98.92	4.23	94.69	NA
S-2 (D)	8/3/1993	19,000	1,400	140	86	150	NA	NA	NA	NA	NA	NA	98.92	4.23	94.69	NA
S-2	11/2/1993	12,000 a	470	47	31	92	NA	NA	NA	NA	NA	NA	98.92	4.72	94.20	NA
S-2 (D)	11/2/1993	13,000 a	530	47	35	96	NA	NA	NA	NA	NA	NA	98.92	4.72	94.20	NA
S-2	12/16/1993	NA	NA	NA	NA	NA	NA	NA	NA	NA	NA	NA	98.92	3.00	95.92	NA
S-2	2/1/1994	31,000 a	430	46	50	130	NA	NA	NA	NA	NA	NA	98.92	3.48	95.44	NA
S-2 (D)	2/1/1994	31,000 a	300	33	30	100	NA	NA	NA	NA	NA	NA	98.92	3.48	95.44	NA
S-2	5/4/1994	3,900	1,200	31	53	71	NA	NA	NA	NA	NA	NA	98.92	3.26	95.66	NA
S-2 (D)	5/4/1994	4,500	1,200	37	57	110	NA	NA	NA	NA	NA	NA	98.92	3.26	95.66	NA
S-2	8/18/1994	24,000	600	8.3	15	27	NA	NA	NA	NA	NA	NA	98.92	3.98	94.94	NA
S-2	11/9/1994	1,400 a	240	9.3	13	20	NA	NA	NA	NA	NA	NA	98.92	3.10	95.82	NA
S-2 (D)	11/9/1994	1,800	260	8.5	13	21	NA	NA	NA	NA	NA	NA	98.92	3.10	95.82	NA
S-2	2/22/1995	29,000	550	18	12	63	NA	NA	NA	NA	NA	NA	98.92	4.02	94.90	NA
S-2 (D)	2/22/1995	28,000	530	17	10	60	NA	NA	NA	NA	NA	NA	98.92	4.02	94.90	NA
S-2	5/2/1995	4,400	1,000	25	38	77	NA	NA	NA	NA	NA	NA	98.92	2.86	96.06	NA
S-2 (D)	5/2/1995	4,400	1,000	26	41	83	NA	NA	NA	NA	NA	NA	98.92	2.86	96.06	NA
S-2	8/30/1995	800	350	20	6.7	16	NA	NA	NA	NA	NA	NA	98.92	4.06	94.86	NA
S-2 (D)	8/30/1995	960	220	22	12	48	NA	NA	NA	NA	NA	NA	98.92	4.06	94.86	NA
S-2	11/28/1995	2,000	230	220	50	230	NA	NA	NA	NA	NA	NA	98.92	4.48	94.44	NA
S-2 (D)	11/28/1995	2,100	240	230	51	230	NA	NA	NA	NA	NA	NA	98.92	4.48	94.44	NA
S-2	2/2/1996	18,000	540	18	12	22	NA	NA	NA	NA	NA	NA	98.92	1.99	96.93	NA
S-2 (D)	2/2/1996	11,000	600	18	13	28	NA	NA	NA	NA	NA	NA	98.92	1.99	96.93	NA
S-2	3/9/1996	3,800	1,500	27	30	58	NA	NA	NA	NA	NA	NA	98.92	3.27	95.65	NA
S-2 (D)	3/9/1996	3,500	1,300	24	21	53	NA	NA	NA	NA	NA	NA	98.92	3.27	95.65	NA
S-2	8/22/1996	<20,000	490	<200	<200	<200	43,000	NA	NA	NA	NA	NA	98.92	3.85	95.07	NA
S-2 (D)	8/22/1996	<20,000	570	<200	<200	<200	59,000	51,000	NA	NA	NA	NA	98.92	3.85	95.07	NA
S-2	11/7/1996	<5,000	290	<50	<50	<50	32,000	NA	NA	NA	NA	NA	98.92	4.00	94.92	3.51
S-2 (D)	11/7/1996	<5,000	290	<50	<50	<50	32,000	NA	NA	NA	NA	NA	98.92	4.00	94.92	3.51

WELL CONCENTRATIONS
Shell-branded Service Station
5755 Broadway
Oakland, CA

Well ID	Date	TPPH (ug/L)	B (ug/L)	T (ug/L)	E (ug/L)	X (ug/L)	MTBE 8020 (ug/L)	MTBE 8260 (ug/L)	DIPE (ug/L)	ETBE (ug/L)	TAME (ug/L)	TBA (ug/L)	TOC (MSL)	Depth to Water (ft.)	GW Elevation (MSL)	DO Reading (ppm)
S-2	2/20/1997	<10,000	520	<100	<100	<100	28,000	NA	NA	NA	NA	NA	98.92	3.20	95.72	1
S-2 (D)	2/20/1997	<10,000	520	<100	<100	<100	35,000	NA	NA	NA	NA	NA	98.92	3.20	95.72	1
S-2	5/30/1997	150	15	11	3.5	15	11	NA	NA	NA	NA	NA	98.92	3.87	95.05	6
S-2	8/21/1997	1,600	220	<10	20	<10	18,000	NA	NA	NA	NA	NA	98.92	3.29	95.63	3.3
S-2 (D)	8/21/1997	1,500	180	<10	16	<10	21,000	NA	NA	NA	NA	NA	98.92	3.29	95.63	3.3
S-2	11/3/1997	1,000	94	<10	<10	<10	<50	NA	NA	NA	NA	NA	98.92	4.02	94.90	1.8
S-2	1/20/1998	590	110	8.3	18	23	7,800	NA	NA	NA	NA	NA	98.92	1.54	97.38	3.2
S-2	7/23/1998	2,600	840	<10	44	22	15,000	NA	NA	NA	NA	NA	98.92	2.89	96.03	NA
S-2	2/16/1999	680	140	6.1	10	18	19,000	NA	NA	NA	NA	NA	98.92	1.86	97.06	2.0
S-2	9/7/1999	<2,000	248	<20.0	<20.0	<20.0	22,800	NA	NA	NA	NA	NA	98.92	3.66	95.26	1.8
S-2	2/2/2000	103	0.825	<0.500	<0.500	<0.500	11,700	10,500	NA	NA	NA	NA	98.92	4.02	94.90	2.0
S-2	4/26/2000	4,040	799	<20.0	40.9	255	19,000	17,100 b	NA	NA	NA	NA	98.92	2.63	96.29	2.3
S-2	7/25/2000	1,120	195	5.94	5.62	11.3	26,600	21,100	NA	NA	NA	NA	98.92	3.42	95.50	0.6
S-2 b	11/15/2000	613	35.6	<5.00	<5.00	7.36	18,100	17,800	NA	NA	NA	NA	98.92	3.31	95.61	1.8
S-2	2/12/2001	9,010	1,430	<20.0	219	848	28,300	17,000	NA	NA	NA	NA	98.92	1.47	97.45	2.0
S-2	6/7/2001	31,000	1,000	<25	630	3,200	NA	17,000	NA	NA	NA	NA	98.92	3.43	95.49	10.4
S-2	8/31/2001	50,000	950	<20	1,500	6,000	NA	17,000	NA	NA	NA	NA	98.92	4.72	94.20	0.9
S-2	12/5/2001	49,000	590	7.2	1,400	4,900	NA	11,000	NA	NA	NA	NA	98.92	1.53	97.39	NA
S-2	1/31/2002	37,000	860	<25	1,100	4,000	NA	14,000	NA	NA	NA	NA	98.92	2.13	96.79	NA
S-2	6/4/2002	150,000	800	<20	1,200	4,000	NA	9,200	NA	NA	NA	NA	98.92	2.24	96.68	NA
S-2	7/25/2002	37,000	350	<20	660	2,400	NA	10,000	NA	NA	NA	NA	98.92	2.03	96.89	NA
S-2	11/14/2002	25,000	510	<25	590	2,000	NA	10,000	NA	NA	NA	NA	180.79	3.17	177.62	NA
S-2	1/2/2003	NA	710	<25	560	2,074	NA	NA	NA	NA	NA	NA	180.79	2.15	178.64	NA
S-2	1/30/2003	21,000	670	<20	360	1,200	NA	9,300	NA	NA	NA	NA	180.79	2.09	178.70	NA
S-2	6/3/2003	42,000	800	<50	660	1,500	NA	9,600	NA	NA	NA	NA	180.79	3.08	177.71	NA
S-2	8/27/2003	31,000	630	<100	510	1,200	NA	15,000	NA	NA	NA	NA	180.79	2.55	178.24	NA
S-2	11/25/2003 d	8,400 a	<50	<50	<50	<100	NA	4,500	NA	NA	NA	NA	180.79	NA	NA	NA
S-2	2/5/2004	Well inaccessible		NA	NA	NA	NA	NA	NA	NA	NA	NA	180.79	NA	NA	NA

WELL CONCENTRATIONS
Shell-branded Service Station
5755 Broadway
Oakland, CA

Well ID	Date	TPPH (ug/L)	B (ug/L)	T (ug/L)	E (ug/L)	X (ug/L)	MTBE 8020 (ug/L)	MTBE 8260 (ug/L)	DIPE (ug/L)	ETBE (ug/L)	TAME (ug/L)	TBA (ug/L)	TOC (MSL)	Depth to Water (ft.)	GW Elevation (MSL)	DO Reading (ppm)
---------	------	----------------	-------------	-------------	-------------	-------------	------------------------	------------------------	----------------	----------------	----------------	---------------	--------------	----------------------------	--------------------------	------------------------

S-2	02/10/2004 d	<2,500	130	<25	<25	<50	NA	3,800	NA	NA	NA	NA	180.79	NA	NA	NA
S-2	4/21/2004	4,700	100	<25	<25	<50	NA	2,900	NA	NA	NA	NA	180.79	7.38	173.41	NA
S-2	8/12/2004	2,600	63	<13	<13	<25	NA	1,400	<50	<50	<50	1,200	180.79	e	NA	NA
S-2	11/8/2004	3,600	<25	<25	<25	<50	NA	1,300	NA	NA	NA	NA	180.79	f	NA	NA
S-2	5/16/2005	73 g	<0.50	<0.50	<0.50	<1.0	NA	3.3	NA	NA	NA	NA	180.79	3.33	177.46	NA
S-2	8/16/2005	10,000	370	<13	60	63	NA	1,300	<50	<50	<50	2,900	180.79	4.03	176.76	NA
S-2	11/3/2005	1,010	31.4	<0.500	2.81	31.4	NA	349	NA	NA	NA	880	180.79	NA	NA	NA
S-2	2/16/2006	5,350	79.0	<0.500	2.90	59.5	NA	687	NA	NA	NA	690	180.79	5.86	174.93	NA
S-2	5/5/2006	5,240	148	<0.500	17.1	48.8	NA	815	NA	NA	NA	478	180.79	NA	NA	NA
S-2	8/21/2006	4,640	162	0.910	25.8	27.2	NA	519	<0.500	<0.500	0.780	711	180.79	4.72	176.07	NA
S-2	11/13/2006	2,100	200	<5.0	58	21	NA	820	NA	NA	NA	1,300	180.79	3.44	177.35	NA
S-2	1/30/2007	3,300	250	<5.0	59	17	NA	1,100	NA	NA	NA	1,600	180.79	2.32	178.47	NA
S-2	5/23/2007	4,600 h	410	2.3 i	92	24.8 i	NA	890	NA	NA	NA	620	180.79	2.61	178.18	NA
S-2	8/9/2007	4,100 h	320	<10	30	11	NA	650	<20	<20	<20	1,400	180.79	3.72	177.07	NA
S-2	11/13/2007	4,900 h	230	<10	33	12	NA	540	<20	<20	<20	590	180.79	2.31	178.48	NA
S-2	2/13/2008	4,800 h	560	<10	67	37	NA	1,500	NA	NA	NA	610	180.79	1.83	178.96	NA
S-2	5/20/2008	5,400	340	<10	11	17	NA	460	NA	NA	NA	310	180.79	2.90	177.89	NA
S-2	8/4/2008	4,800	240	<10	<10	<10	NA	390	<20	<20	<20	640	180.79	3.95	176.84	NA
S-2	12/2/2008	3,700	120	<5.0	<5.0	<5.0	NA	280	NA	NA	NA	810	180.79	4.13	176.66	NA
S-2	1/23/2009	3,500	210	<10	26	<10	NA	640	NA	NA	NA	650	180.79	2.85	177.94	NA

S-3	1/25/1991	<30	<0.3	<0.3	<0.3	<0.3	NA	NA	NA	NA	NA	NA	101.67	3.84	97.83	NA
S-3	6/3/1991	<30	<0.3	0.3	0.3	0.3	NA	NA	NA	NA	NA	NA	101.67	3.25	98.42	NA
S-3	8/3/1991	<30	<0.3	<0.3	<0.3	<0.3	NA	NA	NA	NA	NA	NA	101.67	4.73	96.94	NA
S-3	11/22/1991	<30	<0.3	<0.3	<0.3	<0.3	NA	NA	NA	NA	NA	NA	101.67	4.81	96.86	NA
S-3	3/13/1992	<30	<0.3	0.3	0.3	0.3	NA	NA	NA	NA	NA	NA	101.67	2.29	99.38	NA
S-3	5/28/1992	<50	<0.5	<0.5	<0.5	<0.5	NA	NA	NA	NA	NA	NA	101.67	3.62	98.05	NA
S-3	8/19/1992	<50	<0.5	<0.5	<0.5	0.5	NA	NA	NA	NA	NA	NA	101.67	4.66	97.01	NA

WELL CONCENTRATIONS
Shell-branded Service Station
5755 Broadway
Oakland, CA

Well ID	Date	TPPH (ug/L)	B (ug/L)	T (ug/L)	E (ug/L)	X (ug/L)	MTBE 8020 (ug/L)	MTBE 8260 (ug/L)	DIPE (ug/L)	ETBE (ug/L)	TAME (ug/L)	TBA (ug/L)	TOC (MSL)	Depth to Water (ft.)	GW Elevation (MSL)	DO Reading (ppm)
S-3	11/18/1992	<50	<0.5	<0.5	<0.5	<0.5	NA	NA	NA	NA	NA	NA	101.67	4.51	97.16	NA
S-3	2/10/1993	30	1.9	3.2	2.4	5.6	NA	NA	NA	NA	NA	NA	101.67	4.36	97.31	NA
S-3	6/11/1993	<50	<0.5	<0.5	<0.5	<0.5	NA	NA	NA	NA	NA	NA	101.67	2.91	98.76	NA
S-3 (D)	6/11/1993	<50	<0.5	<0.5	<0.5	<0.5	NA	NA	NA	NA	NA	NA	101.67	2.91	98.76	NA
S-3	8/3/1993	<50	<0.5	<0.5	<0.5	<0.5	NA	NA	NA	NA	NA	NA	101.67	3.70	97.97	NA
S-3	11/2/1993	Well inaccessible		NA	NA	NA	NA	NA	NA	NA	NA	NA	101.67	NA	NA	NA
S-3	12/16/1993	NA	NA	NA	NA	NA	NA	NA	NA	NA	NA	NA	101.67	2.12	99.55	NA
S-3	2/1/1994	<50	<0.5	<0.5	<0.5	<0.5	NA	NA	NA	NA	NA	NA	101.67	2.90	98.77	NA
S-3	5/4/1994	<50	<0.5	<0.5	<0.5	<0.5	NA	NA	NA	NA	NA	NA	101.67	2.54	99.13	NA
S-3	8/18/1994	<50	<0.5	<0.5	<0.5	<0.5	NA	NA	NA	NA	NA	NA	101.67	3.51	98.16	NA
S-3	11/9/1994	<50	<0.5	<0.5	<0.5	<0.5	NA	NA	NA	NA	NA	NA	101.67	2.44	99.23	NA
S-3	2/22/1995	80	<0.5	0.5	<0.5	0.5	NA	NA	NA	NA	NA	NA	101.67	4.12	97.55	NA
S-3	5/2/1995	<50	<0.5	<0.5	<0.5	<0.5	NA	NA	NA	NA	NA	NA	101.67	2.83	98.84	NA
S-3	8/30/1995	<50	0.5	<0.5	<0.5	<0.5	NA	NA	NA	NA	NA	NA	101.67	3.16	98.51	NA
S-3	11/28/1995	<50	<0.5	<0.5	<0.5	<0.5	NA	NA	NA	NA	NA	NA	101.67	3.87	97.80	NA
S-3	2/2/1996	<50	<0.5	<0.5	<0.5	<0.5	NA	NA	NA	NA	NA	NA	101.67	2.24	99.43	NA
S-3	3/9/1996	<50	<0.5	<0.5	<0.5	<0.5	NA	NA	NA	NA	NA	NA	101.67	3.05	98.62	NA
S-3	8/22/1996	<50	0.8	<0.5	<0.5	<0.5	<2.5	NA	NA	NA	NA	NA	101.67	2.85	98.82	4.6
S-3	11/7/1996	<50	<0.5	<0.5	<0.5	<0.5	<2.5	NA	NA	NA	NA	NA	101.67	3.35	98.32	4.6
S-3	2/20/1997	<50	<0.50	<0.50	<0.50	<0.50	<2.5	NA	NA	NA	NA	NA	101.67	3.00	98.67	1
S-3	5/30/1997	140	14	10	3.3	14	8.6	NA	NA	NA	NA	NA	101.67	3.00	98.67	8
S-3	8/21/1997	<50	<0.50	<0.50	<0.50	<0.50	<2.5	NA	NA	NA	NA	NA	101.67	2.94	98.73	3.3
S-3	11/3/1997	<50	<0.50	<0.50	<0.50	<0.50	<2.5	NA	NA	NA	NA	NA	101.67	3.36	98.31	2.4
S-3 (D)	11/3/1997	<50	<0.50	<0.50	<0.50	<0.50	<2.5	NA	NA	NA	NA	NA	101.67	3.36	98.31	2.4
S-3	1/20/1998	Well inaccessible		NA	NA	NA	NA	NA	NA	NA	NA	NA	101.67	NA	NA	NA
S-3	7/23/1998	NA	NA	NA	NA	NA	NA	NA	NA	NA	NA	NA	101.67	2.69	98.98	NA
S-3	2/16/1999	<50	<0.50	0.92	0.59	3.9	3.7	NA	NA	NA	NA	NA	101.67	2.20	99.47	2.8
S-3	9/7/1999	NA	NA	NA	NA	NA	NA	NA	NA	NA	NA	NA	101.67	2.81	98.86	NA

WELL CONCENTRATIONS
Shell-branded Service Station
5755 Broadway
Oakland, CA

Well ID	Date	TPPH (ug/L)	B (ug/L)	T (ug/L)	E (ug/L)	X (ug/L)	MTBE 8020 (ug/L)	MTBE 8260 (ug/L)	DIPE (ug/L)	ETBE (ug/L)	TAME (ug/L)	TBA (ug/L)	TOC (MSL)	Depth to Water (ft.)	GW Elevation (MSL)	DO Reading (ppm)
S-3	2/2/2000	<50.0	<0.500	<0.500	<0.500	<0.500	<5.00	NA	NA	NA	NA	NA	101.67	3.97	97.70	2.7
S-3	4/26/2000	NA	NA	NA	NA	NA	NA	NA	NA	NA	NA	NA	101.67	2.96	98.71	NA
S-3	7/25/2000	<50.0	<0.500	<0.500	<0.500	<0.500	<2.50	NA	NA	NA	NA	NA	101.67	3.00	98.67	0.8
S-3	11/15/2000	NA	NA	NA	NA	NA	NA	NA	NA	NA	NA	NA	101.67	2.86	98.81	NA
S-3	2/12/2001	<50.0	<0.500	<0.500	<0.500	<0.500	<2.50	NA	NA	NA	NA	NA	101.67	2.47	99.20	2.3
S-3	6/7/2001	NA	NA	NA	NA	NA	NA	NA	NA	NA	NA	NA	101.67	2.78	98.89	NA
S-3	8/31/2001	<50	<0.50	<0.50	<0.50	<0.50	NA	<5.0	NA	NA	NA	NA	101.67	3.94	97.73	0.5
S-3	12/5/2001	NA	NA	NA	NA	NA	NA	NA	NA	NA	NA	NA	101.67	2.05	99.62	NA
S-3	1/31/2002	<50	<0.50	<0.50	<0.50	<0.50	NA	<5.0	NA	NA	NA	NA	101.67	2.29	99.38	NA
S-3	6/4/2002	NA	NA	NA	NA	NA	NA	NA	NA	NA	NA	NA	101.67	2.56	99.11	NA
S-3	7/25/2002	<50	<0.50	<0.50	<0.50	<0.50	NA	<5.0	NA	NA	NA	NA	101.67	2.70	98.97	NA
S-3	11/14/2002	NA	NA	NA	NA	NA	NA	NA	NA	NA	NA	NA	183.54	3.43	180.11	NA
S-3	1/30/2003	<50	<0.50	<0.50	<0.50	<0.50	NA	<5.0	NA	NA	NA	NA	183.54	2.16	181.38	NA
S-3	1/30/2003	NA	NA	NA	NA	NA	NA	NA	NA	NA	NA	NA	183.54	2.65	180.89	NA
S-3	8/27/2003	<50	<0.50	<0.50	<0.50	<1.0	NA	0.55	NA	NA	NA	NA	183.54	2.75	180.79	NA
S-3	11/25/2003	NA	NA	NA	NA	NA	NA	NA	NA	NA	NA	NA	183.54	2.85	180.69	NA
S-3	2/5/2004	<50	<0.50	<0.50	<0.50	<1.0	NA	<0.50	NA	NA	NA	NA	183.54	2.04	181.50	NA
S-3	4/21/2004	NA	NA	NA	NA	NA	NA	NA	NA	NA	NA	NA	183.54	2.50	181.04	NA
S-3	8/12/2004	<50	<0.50	<0.50	<0.50	<1.0	NA	<0.50	<2.0	<2.0	<2.0	<5.0	183.54	3.91	179.63	NA
S-3	11/8/2004	NA	NA	NA	NA	NA	NA	NA	NA	NA	NA	NA	183.54	2.84	180.70	NA
S-3	5/16/2005	<50	<0.50	<0.50	<0.50	<1.0	NA	<0.50	NA	NA	NA	NA	183.54	3.05	180.49	NA
S-3	8/16/2005	<100	<1.0	<1.0	<1.0	<2.0	NA	<1.0	<4.0	<4.0	<4.0	<10	183.54	3.42	180.12	NA
S-3	11/3/2005	NA	NA	NA	NA	NA	NA	NA	NA	NA	NA	NA	183.54	4.09	179.45	NA
S-3	2/16/2006	<50.0	<0.500	<0.500	<0.500	<0.500	NA	<0.500	NA	NA	NA	NA	183.54	2.25	181.29	NA
S-3	5/5/2006	NA	NA	NA	NA	NA	NA	NA	NA	NA	NA	NA	183.54	2.27	181.27	NA
S-3	8/21/2006	<50.0	<0.500	<0.500	<0.500	<0.500	NA	<0.500	<0.500	<0.500	0.570	36.4	183.54	3.17	180.37	NA
S-3	11/13/2006	NA	NA	NA	NA	NA	NA	NA	NA	NA	NA	NA	183.54	3.42	180.12	NA
S-3	1/30/2007	<50	<0.50	<0.50	<0.50	<1.0	NA	<0.50	NA	NA	NA	NA	183.54	2.36	181.18	NA

WELL CONCENTRATIONS
Shell-branded Service Station
5755 Broadway
Oakland, CA

Well ID	Date	TPPH (ug/L)	B (ug/L)	T (ug/L)	E (ug/L)	X (ug/L)	MTBE 8020 (ug/L)	MTBE 8260 (ug/L)	DIPE (ug/L)	ETBE (ug/L)	TAME (ug/L)	TBA (ug/L)	TOC (MSL)	Depth to Water (ft.)	GW Elevation (MSL)	DO Reading (ppm)
S-3	5/23/2007	NA	NA	NA	NA	NA	NA	NA	NA	NA	NA	NA	183.54	2.65	180.89	NA
S-3	8/9/2007	<50 h	<0.50	<1.0	<1.0	<1.0	NA	<1.0	<2.0	<2.0	<2.0	<10	183.54	2.93	180.61	NA
S-3	11/13/2007	NA	NA	NA	NA	NA	NA	NA	NA	NA	NA	NA	183.54	2.04	181.50	NA
S-3	2/13/2008	<50 h	<0.50	<1.0	<1.0	<1.0	NA	<1.0	NA	NA	NA	NA	183.54	2.03	181.51	NA
S-3	5/20/2008	NA	NA	NA	NA	NA	NA	NA	NA	NA	NA	NA	183.54	2.75	180.79	NA
S-3	8/4/2008	<50	<0.50	<1.0	<1.0	<1.0	NA	<1.0	<2.0	<2.0	<2.0	<10	183.54	3.52	180.02	NA
S-3	12/2/2008	NA	NA	NA	NA	NA	NA	NA	NA	NA	NA	NA	183.54	3.68	179.86	NA
S-3	1/23/2009	<50	<0.50	<1.0	<1.0	<1.0	NA	<1.0	NA	NA	NA	NA	183.54	2.52	181.02	NA

H-1	12/5/2001	150	<0.50	8.3	1.6	16	NA	52	NA	NA	NA	NA	NA	1.43	NA	NA
H-1	1/31/2002	3,200	12	<0.50	5.7	3.7	NA	650	NA	NA	NA	NA	NA	2.34	NA	NA
H-1	6/4/2002	280,000	<10	150	62	9,500	NA	<100	NA	NA	NA	NA	NA	2.56	NA	NA
H-1	7/25/2002	8,200	2.2	46	5.3	99	NA	<10	NA	NA	NA	NA	NA	2.83	NA	NA
H-1	11/14/2002	1,700	2.1	2.6	1.5	14	NA	380	NA	NA	NA	NA	180.63	3.74	176.89	NA
H-1	1/2/2003	NA	1.1	<0.50	<0.50	3.6	NA	NA	NA	NA	NA	NA	180.63	1.45	179.18	NA
H-1	1/30/2003	630	0.99	2.0	1.6	12	NA	21	NA	NA	NA	NA	180.63	2.10	178.53	NA
H-1	6/3/2003	55	<0.50	1.3	<0.50	2.4	NA	2.6	NA	NA	NA	NA	180.63	3.38	177.25	NA
H-1	8/27/2003	<50	0.55	<0.50	<0.50	1.2	NA	2.8	NA	NA	NA	NA	180.63	4.10	176.53	NA
H-1	11/25/2003	77 a	9.7	<0.50	<0.50	<1.0	NA	21	NA	NA	NA	NA	180.63	3.72	176.91	NA
H-1	2/5/2004	380	41	1.2	5.1	8.0	NA	21	NA	NA	NA	NA	180.63	1.69	178.94	NA
H-1	4/21/2004	640	27	0.63	2.0	2.3	NA	33	NA	NA	NA	NA	180.63	2.14	178.49	NA
H-1	8/12/2004	340	18	0.75	<0.50	1.7	NA	43	NA	NA	NA	NA	180.63	4.78	175.85	NA
H-1	11/8/2004	1,500	29	<1.0	1.7	<2.0	NA	57	NA	NA	NA	NA	180.63	4.17	176.46	NA
H-1	5/16/2005	150 g	<0.50	<0.50	<0.50	<1.0	NA	48	NA	NA	NA	NA	180.63	4.16	176.47	NA
H-1	8/16/2005	100 g	<0.50	<0.50	<0.50	<1.0	NA	57	NA	NA	NA	NA	180.63	4.66	175.97	NA
H-1	11/3/2005	<50.0	<0.500	<0.500	<0.500	<0.500	NA	12.1	NA	NA	NA	NA	180.63	5.13	175.50	NA
H-1	2/16/2006	4,230	<0.500	<0.500	37.7	80.5	NA	7.12	NA	NA	NA	NA	180.63	1.87	178.76	NA
H-1	5/5/2006	368	<0.500	<0.500	2.56	<0.500	NA	22.2	NA	NA	NA	NA	180.63	2.21	178.42	NA

WELL CONCENTRATIONS
Shell-branded Service Station
5755 Broadway
Oakland, CA

Well ID	Date	TPPH (ug/L)	B (ug/L)	T (ug/L)	E (ug/L)	X (ug/L)	MTBE 8020 (ug/L)	MTBE 8260 (ug/L)	DIPE (ug/L)	ETBE (ug/L)	TAME (ug/L)	TBA (ug/L)	TOC (MSL)	Depth to Water (ft.)	GW Elevation (MSL)	DO Reading (ppm)
---------	------	----------------	-------------	-------------	-------------	-------------	------------------------	------------------------	----------------	----------------	----------------	---------------	--------------	----------------------------	--------------------------	------------------------

H-1	8/21/2006	NA	NA	NA	NA	NA	NA	NA	NA	NA	NA	NA	180.63	4.62	176.01	NA
H-1	11/13/2006	NA	NA	NA	NA	NA	NA	NA	NA	NA	NA	NA	180.63	3.89	176.74	NA
H-1	1/30/2007	NA	NA	NA	NA	NA	NA	NA	NA	NA	NA	NA	180.63	3.04	177.59	NA
H-1	5/23/2007	330 h	7.9	0.32 i	0.48 i	0.61 i	NA	74	NA	NA	NA	NA	180.63	3.38	177.25	NA
H-1	8/9/2007	NA	NA	NA	NA	NA	NA	NA	NA	NA	NA	NA	180.63	4.30	176.33	NA
H-1	11/13/2007	NA	NA	NA	NA	NA	NA	NA	NA	NA	NA	NA	180.63	1.97	178.66	NA
H-1	2/13/2008	NA	NA	NA	NA	NA	NA	NA	NA	NA	NA	NA	180.63	1.78	178.85	NA
H-1	5/20/2008	230	19	<1.0	2.8	2.2	NA	23	NA	NA	NA	NA	180.63	3.60	177.03	NA
H-1	8/4/2008	NA	NA	NA	NA	NA	NA	NA	NA	NA	NA	NA	180.63	3.27	177.36	NA
H-1	12/2/2008	NA	NA	NA	NA	NA	NA	NA	NA	NA	NA	NA	180.63	4.33	176.30	NA
H-1	1/23/2009	NA	NA	NA	NA	NA	NA	NA	NA	NA	NA	NA	180.63	2.03	178.60	NA

T-1	5/30/1997	NA	NA	NA	NA	NA	NA	NA	NA	NA	NA	NA	NA	2.65	NA	NA
T-1	8/21/1997	NA	NA	NA	NA	NA	NA	NA	NA	NA	NA	NA	NA	2.69	NA	NA
T-1	11/3/1997	NA	NA	NA	NA	NA	NA	NA	NA	NA	NA	NA	NA	3.09	NA	NA
T-1	1/20/1998	NA	NA	NA	NA	NA	NA	NA	NA	NA	NA	NA	NA	0.61	NA	NA
T-1	7/23/1998	NA	NA	NA	NA	NA	NA	NA	NA	NA	NA	NA	NA	2.32	NA	NA
T-1	2/16/1999	NA	NA	NA	NA	NA	NA	NA	NA	NA	NA	NA	NA	1.95	NA	NA
T-1	9/7/1999	NA	NA	NA	NA	NA	NA	NA	NA	NA	NA	NA	NA	2.48	NA	NA
T-1	2/2/2000	<50.0	<0.500	<0.500	<0.500	<0.500	<5.00	NA	NA	NA	NA	NA	NA	2.66	NA	2.5
T-1	4/26/2000	NA	NA	NA	NA	NA	NA	NA	NA	NA	NA	NA	NA	2.56	NA	NA
T-1	7/25/2000	NA	NA	NA	NA	NA	NA	NA	NA	NA	NA	NA	NA	2.60	NA	NA
T-1	11/15/2000	NA	NA	NA	NA	NA	NA	NA	NA	NA	NA	NA	NA	2.47	NA	NA
T-1	2/12/2001	NA	NA	NA	NA	NA	NA	NA	NA	NA	NA	NA	NA	1.20	NA	NA
T-1	6/7/2001	NA	NA	NA	NA	NA	NA	NA	NA	NA	NA	NA	NA	2.36	NA	NA
T-1	8/31/2001	NA	NA	NA	NA	NA	NA	NA	NA	NA	NA	NA	NA	3.45	NA	NA
T-1	01/09/2002 c	NA	NA	NA	NA	NA	NA	NA	NA	NA	NA	NA	183.08	NA	NA	NA

WELL CONCENTRATIONS
Shell-branded Service Station
5755 Broadway
Oakland, CA

Well ID	Date	TPPH (ug/L)	B (ug/L)	T (ug/L)	E (ug/L)	X (ug/L)	MTBE 8020 (ug/L)	MTBE 8260 (ug/L)	DIPE (ug/L)	ETBE (ug/L)	TAME (ug/L)	TBA (ug/L)	TOC (MSL)	Depth to Water (ft.)	GW Elevation (MSL)	DO Reading (ppm)
T-2	5/30/1997	NA	NA	NA	NA	NA	NA	NA	NA	NA	NA	NA	NA	1.81	NA	NA
T-2	8/21/1997	NA	NA	NA	NA	NA	NA	NA	NA	NA	NA	NA	NA	1.89	NA	NA
T-2	11/3/1997	NA	NA	NA	NA	NA	NA	NA	NA	NA	NA	NA	NA	2.25	NA	NA
T-2	1/20/1998	NA	NA	NA	NA	NA	NA	NA	NA	NA	NA	NA	NA	0.55	NA	NA
T-2	7/23/1998	NA	NA	NA	NA	NA	NA	NA	NA	NA	NA	NA	NA	1.21	NA	NA
T-2	2/16/1999	NA	NA	NA	NA	NA	NA	NA	NA	NA	NA	NA	NA	1.08	NA	NA
T-2	9/7/1999	NA	NA	NA	NA	NA	NA	NA	NA	NA	NA	NA	NA	0.72	NA	NA
T-2	2/2/2000	1,540	53.4	20.8	11.4	21.8	1,330	NA	NA	NA	NA	NA	NA	0.98	NA	3.0
T-2	4/26/2000	NA	NA	NA	NA	NA	NA	NA	NA	NA	NA	NA	NA	1.02	NA	NA
T-2	7/25/2000	815	17.6	10.8	1.63	3.47	133	NA	NA	NA	NA	NA	NA	1.80	NA	0.8
T-2	11/15/2000	NA	NA	NA	NA	NA	NA	NA	NA	NA	NA	NA	NA	1.68	NA	NA
T-2	2/12/2001	310	7.48	7.76	0.693	2.28	301	NA	NA	NA	NA	NA	NA	1.45	NA	1.6
T-2	6/7/2001	NA	NA	NA	NA	NA	NA	NA	NA	NA	NA	NA	NA	1.57	NA	NA
T-2	8/31/2001	720	30	0.67	<0.50	2.3	NA	540	NA	NA	NA	NA	NA	2.69	NA	0.8
T-2	12/5/2001	NA	NA	NA	NA	NA	NA	NA	NA	NA	NA	NA	NA	0.58	NA	NA
T-2	1/31/2002	NA	NA	NA	NA	NA	NA	NA	NA	NA	NA	NA	NA	1.32	NA	NA
T-2	2/4/2002	1,000	41	30	4.6	20	NA	1,200	NA	NA	NA	NA	NA	1.46	NA	NA
T-2	6/4/2002	NA	NA	NA	NA	NA	NA	NA	NA	NA	NA	NA	NA	1.50	NA	NA
T-2	7/25/2002	660	11	0.59	<0.50	2.6	NA	97	NA	NA	NA	NA	NA	1.53	NA	NA
T-2	11/14/2002	NA	NA	NA	NA	NA	NA	NA	NA	NA	NA	NA	182.30	2.39	179.91	NA
T-2	1/30/2003	560	11	<0.50	<0.50	0.53	NA	160	NA	NA	NA	NA	182.30	1.01	181.29	NA
T-2	6/3/2003	NA	NA	NA	NA	NA	NA	NA	NA	NA	NA	NA	182.30	1.55	180.75	NA
T-2	8/27/2003	180 a	1.6	<0.50	<0.50	<1.0	NA	10	NA	NA	NA	NA	182.30	1.60	180.70	NA
T-2	11/25/2003	NA	NA	NA	NA	NA	NA	NA	NA	NA	NA	NA	182.30	1.64	180.66	NA
T-2	2/5/2004	940	110	10	2.4	14	NA	67	NA	NA	NA	NA	182.30	0.66	181.64	NA
T-2	4/21/2004	NA	NA	NA	NA	NA	NA	NA	NA	NA	NA	NA	182.30	1.50	180.80	NA
T-2	8/12/2004	450	<0.50	<0.50	<0.50	<1.0	NA	33	NA	NA	NA	NA	182.30	2.72	179.58	NA
T-2	11/8/2004	NA	NA	NA	NA	NA	NA	NA	NA	NA	NA	NA	182.30	1.72	180.58	NA

WELL CONCENTRATIONS
Shell-branded Service Station
5755 Broadway
Oakland, CA

Well ID	Date	TPPH (ug/L)	B (ug/L)	T (ug/L)	E (ug/L)	X (ug/L)	MTBE 8020 (ug/L)	MTBE 8260 (ug/L)	DIPE (ug/L)	ETBE (ug/L)	TAME (ug/L)	TBA (ug/L)	TOC (MSL)	Depth to Water (ft.)	GW Elevation (MSL)	DO Reading (ppm)
---------	------	----------------	-------------	-------------	-------------	-------------	------------------------	------------------------	----------------	----------------	----------------	---------------	--------------	----------------------------	--------------------------	------------------------

T-3	5/30/1997	NA	NA	NA	NA	NA	NA	NA	NA	NA	NA	NA	NA	2.31	NA	NA
T-3	8/21/1997	NA	NA	NA	NA	NA	NA	NA	NA	NA	NA	NA	NA	1.57	NA	NA
T-3	11/3/1997	NA	NA	NA	NA	NA	NA	NA	NA	NA	NA	NA	NA	3.50	NA	NA
T-3	1/20/1998	NA	NA	NA	NA	NA	NA	NA	NA	NA	NA	NA	NA	0.76	NA	NA
T-3	7/23/1998	NA	NA	NA	NA	NA	NA	NA	NA	NA	NA	NA	NA	0.82	NA	NA
T-3	2/16/1999	NA	NA	NA	NA	NA	NA	NA	NA	NA	NA	NA	NA	0.55	NA	NA
T-3	9/7/1999	NA	NA	NA	NA	NA	NA	NA	NA	NA	NA	NA	NA	2.89	NA	NA
T-3	2/2/2000	<50.0	<0.500	<0.500	<0.500	<0.500	<5.00	NA	NA	NA	NA	NA	NA	3.02	NA	2.9
T-3	4/26/2000	NA	NA	NA	NA	NA	NA	NA	NA	NA	NA	NA	NA	2.81	NA	NA
T-3	7/25/2000	NA	NA	NA	NA	NA	NA	NA	NA	NA	NA	NA	NA	3.00	NA	NA
T-3	11/15/2000	NA	NA	NA	NA	NA	NA	NA	NA	NA	NA	NA	NA	1.70	NA	NA
T-3	2/12/2001	NA	NA	NA	NA	NA	NA	NA	NA	NA	NA	NA	NA	2.11	NA	NA
T-3	6/7/2001	NA	NA	NA	NA	NA	NA	NA	NA	NA	NA	NA	NA	1.68	NA	NA
T-3	8/31/2001	NA	NA	NA	NA	NA	NA	NA	NA	NA	NA	NA	NA	3.14	NA	NA
T-3	01/09/2002 c	NA	NA	NA	NA	NA	NA	NA	NA	NA	NA	NA	180.95	NA	NA	NA

WELL CONCENTRATIONS
Shell-branded Service Station
5755 Broadway
Oakland, CA

Well ID	Date	TPPH (ug/L)	B (ug/L)	T (ug/L)	E (ug/L)	X (ug/L)	MTBE 8020 (ug/L)	MTBE 8260 (ug/L)	DIPE (ug/L)	ETBE (ug/L)	TAME (ug/L)	TBA (ug/L)	TOC (MSL)	Depth to Water (ft.)	GW Elevation (MSL)	DO Reading (ppm)
----------------	-------------	-----------------------	--------------------	--------------------	--------------------	--------------------	--------------------------------------	--------------------------------------	-----------------------	-----------------------	-----------------------	----------------------	---------------------	--	--	--------------------------------------

Abbreviations:

TPPH = Total petroleum hydrocarbons as gasoline by EPA Method 8260B; prior to June 7, 2001, analyzed by EPA Method 8015.

BTEX = Benzene, toluene, ethylbenzene, xylenes by EPA Method 8260B; prior to June 7, 2001, analyzed by EPA Method 8020.

MTBE = Methyl tertiary butyl ether

DIPE = Di-isopropyl ether, analyzed by EPA Method 8260B

ETBE = Ethyl tertiary butyl ether, analyzed by EPA Method 8260B

TAME = Tertiary amyl methyl ether, analyzed by EPA Method 8260B

TBA = Tertiary butyl alcohol, analyzed by EPA Method 8260B

TOC = Top of Casing Elevation

SPH = Separate-Phase Hydrocarbons

GW = Groundwater

DO = Dissolved Oxygen

ug/L = Parts per billion

ppm = Parts per million

MSL = Mean sea level

ft. = Feet

<n = Below detection limit

(D) = Duplicate sample

NA = Not applicable

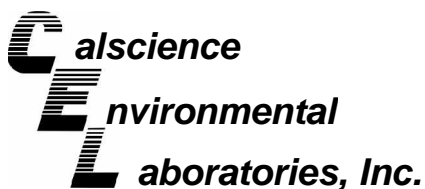
WELL CONCENTRATIONS
Shell-branded Service Station
5755 Broadway
Oakland, CA

Well ID	Date	TPPH (ug/L)	B (ug/L)	T (ug/L)	E (ug/L)	X (ug/L)	MTBE 8020 (ug/L)	MTBE 8260 (ug/L)	DIPE (ug/L)	ETBE (ug/L)	TAME (ug/L)	TBA (ug/L)	TOC (MSL)	Depth to Water (ft.)	GW Elevation (MSL)	DO Reading (ppm)
----------------	-------------	-----------------------	--------------------	--------------------	--------------------	--------------------	--------------------------------------	--------------------------------------	-----------------------	-----------------------	-----------------------	----------------------	---------------------	--	--	--------------------------------------

Notes:

- a = Chromatogram pattern indicated an unidentified hydrocarbon/Hydrocarbon does not match pattern of laboratory's standard.
- b = This sample analyzed outside of EPA recommended hold time.
- c = Survey date only.
- d = Sampled by client; Cambria Environmental.
- e = Unable to gauge depth to water due to extraction tubing.
- f = Unable to gauge.
- g = Quantity of unknown hydrocarbon(s) in sample based on gasoline.
- h = Analyzed by EPA Method 8015B (M).
- i = Analyte was detected at a concentration below the reporting limit and above the laboratory method detection limit. Reported value is estimated.

Site surveyed January 9, 2002 by Virgil Chavez Land Surveying of Vallejo, CA.



February 10, 2009

Michael Ninokata
Blaine Tech Services, Inc.
1680 Rogers Avenue
San Jose, CA 95112-1105

Subject: **Calscience Work Order No.: 09-01-2202**
Client Reference: 5755 Broadway, Oakland, CA

Dear Client:

Enclosed is an analytical report for the above-referenced project. The samples included in this report were received 1/27/2009 and analyzed in accordance with the attached chain-of-custody.

Unless otherwise noted, all analytical testing was accomplished in accordance with the guidelines established in our Quality Systems Manual, applicable standard operating procedures, and other related documentation. The original report of subcontracted analysis, if any, is provided herein, and follows the standard Calscience data package. The results in this analytical report are limited to the samples tested and any reproduction thereof must be made in its entirety.

If you have any questions regarding this report, please do not hesitate to contact the undersigned.

Sincerely,

A handwritten signature in black ink that reads 'Philip Samelle for'.

Calscience Environmental
Laboratories, Inc.
Jessie Kim
Project Manager

Analytical Report



Blaine Tech Services, Inc.
 1680 Rogers Avenue
 San Jose, CA 95112-1105

Date Received: 01/27/09
 Work Order No: 09-01-2202
 Preparation: EPA 5030B
 Method: LUFT GC/MS / EPA 8260B
 Units: ug/L

Project: 5755 Broadway, Oakland, CA

Page 1 of 1

Client Sample Number	Lab Sample Number	Date/Time Collected	Matrix	Instrument	Date Prepared	Date/Time Analyzed	QC Batch ID
S-1	09-01-2202-1-A	01/23/09 13:55	Aqueous	GC/MS T	02/03/09	02/03/09 20:46	090203L01

Parameter	Result	RL	DF	Qual	Parameter	Result	RL	DF	Qual
Benzene	ND	0.50	1		Xylenes (total)	2.1	1.0	1	
Ethylbenzene	ND	1.0	1		Methyl-t-Butyl Ether (MTBE)	4.8	1.0	1	
Toluene	ND	1.0	1		TPPH	ND	50	1	
<u>Surrogates:</u>	<u>REC (%)</u>	<u>Control Limits</u>		<u>Qual</u>	<u>Surrogates:</u>	<u>REC (%)</u>	<u>Control Limits</u>		<u>Qual</u>
Dibromofluoromethane	103	74-140			1,2-Dichloroethane-d4	104	74-146		
Toluene-d8	102	88-112			Toluene-d8-TPPH	100	88-112		
1,4-Bromofluorobenzene	95	74-110							

Client Sample Number	Lab Sample Number	Date/Time Collected	Matrix	Instrument	Date Prepared	Date/Time Analyzed	QC Batch ID
S-3	09-01-2202-3-A	01/23/09 12:58	Aqueous	GC/MS T	02/03/09	02/03/09 23:17	090203L01

Parameter	Result	RL	DF	Qual	Parameter	Result	RL	DF	Qual
Benzene	ND	0.50	1		Xylenes (total)	ND	1.0	1	
Ethylbenzene	ND	1.0	1		Methyl-t-Butyl Ether (MTBE)	ND	1.0	1	
Toluene	ND	1.0	1		TPPH	ND	50	1	
<u>Surrogates:</u>	<u>REC (%)</u>	<u>Control Limits</u>		<u>Qual</u>	<u>Surrogates:</u>	<u>REC (%)</u>	<u>Control Limits</u>		<u>Qual</u>
Dibromofluoromethane	105	74-140			1,2-Dichloroethane-d4	107	74-146		
Toluene-d8	101	88-112			Toluene-d8-TPPH	99	88-112		
1,4-Bromofluorobenzene	95	74-110							

Client Sample Number	Lab Sample Number	Date/Time Collected	Matrix	Instrument	Date Prepared	Date/Time Analyzed	QC Batch ID
Method Blank	099-12-767-1,033	N/A	Aqueous	GC/MS T	02/03/09	02/03/09 20:15	090203L01

Parameter	Result	RL	DF	Qual	Parameter	Result	RL	DF	Qual
Benzene	ND	0.50	1		Xylenes (total)	ND	1.0	1	
Ethylbenzene	ND	1.0	1		Methyl-t-Butyl Ether (MTBE)	ND	1.0	1	
Toluene	ND	1.0	1		TPPH	ND	50	1	
<u>Surrogates:</u>	<u>REC (%)</u>	<u>Control Limits</u>		<u>Qual</u>	<u>Surrogates:</u>	<u>REC (%)</u>	<u>Control Limits</u>		<u>Qual</u>
Dibromofluoromethane	101	74-140			1,2-Dichloroethane-d4	104	74-146		
Toluene-d8	101	88-112			Toluene-d8-TPPH	99	88-112		
1,4-Bromofluorobenzene	95	74-110							

RL - Reporting Limit , DF - Dilution Factor , Qual - Qualifiers

Analytical Report



Blaine Tech Services, Inc.
 1680 Rogers Avenue
 San Jose, CA 95112-1105

Date Received: 01/27/09
 Work Order No: 09-01-2202
 Preparation: EPA 5030B
 Method: LUFT GC/MS / EPA 8260B
 Units: ug/L

Project: 5755 Broadway, Oakland, CA

Page 1 of 1

Client Sample Number	Lab Sample Number	Date/Time Collected	Matrix	Instrument	Date Prepared	Date/Time Analyzed	QC Batch ID
S-2	09-01-2202-2-A	01/23/09 13:08	Aqueous	GC/MS T	02/03/09	02/03/09 22:47	090203L01

Parameter	Result	RL	DF	Qual	Parameter	Result	RL	DF	Qual
Benzene	210	5.0	10		Methyl-t-Butyl Ether (MTBE)	640	10	10	
Ethylbenzene	26	10	10		Tert-Butyl Alcohol (TBA)	650	100	10	
Toluene	ND	10	10		TPPH	3500	500	10	
Xylenes (total)	ND	10	10						
Surrogates:	REC (%)	Control Limits		Qual	Surrogates:	REC (%)	Control Limits		Qual
Dibromofluoromethane	102	74-140			1,2-Dichloroethane-d4	103	74-146		
Toluene-d8	100	88-112			Toluene-d8-TPPH	98	88-112		
1,4-Bromofluorobenzene	96	74-110							

Method Blank	Lab Sample Number	Date/Time Collected	Matrix	Instrument	Date Prepared	Date/Time Analyzed	QC Batch ID
Method Blank	099-12-767-1,033	N/A	Aqueous	GC/MS T	02/03/09	02/03/09 20:15	090203L01

Parameter	Result	RL	DF	Qual	Parameter	Result	RL	DF	Qual
Benzene	ND	0.50	1		Methyl-t-Butyl Ether (MTBE)	ND	1.0	1	
Ethylbenzene	ND	1.0	1		Tert-Butyl Alcohol (TBA)	ND	10	1	
Toluene	ND	1.0	1		TPPH	ND	50	1	
Xylenes (total)	ND	1.0	1						
Surrogates:	REC (%)	Control Limits		Qual	Surrogates:	REC (%)	Control Limits		Qual
Dibromofluoromethane	101	74-140			1,2-Dichloroethane-d4	104	74-146		
Toluene-d8	101	88-112			Toluene-d8-TPPH	99	88-112		
1,4-Bromofluorobenzene	95	74-110							

RL - Reporting Limit , DF - Dilution Factor , Qual - Qualifiers



Quality Control - Spike/Spike Duplicate



Blaine Tech Services, Inc.
1680 Rogers Avenue
San Jose, CA 95112-1105


Date Received: 01/27/09
Work Order No: 09-01-2202
Preparation: EPA 5030B
Method: LUFT GC/MS / EPA
8260B

Project 5755 Broadway, Oakland, CA

Quality Control Sample ID	Matrix	Instrument	Date Prepared	Date Analyzed	MS/MSD Batch Number
S-1	Aqueous	GC/MS T	02/03/09	02/03/09	090203S01

Parameter	MS %REC	MSD %REC	%REC CL	RPD	RPD CL	Qualifiers
Benzene	91	91	88-118	0	0-7	
Carbon Tetrachloride	87	90	67-145	3	0-11	
Chlorobenzene	90	92	88-118	2	0-7	
1,2-Dibromoethane	98	98	70-130	0	0-30	
1,2-Dichlorobenzene	93	94	86-116	1	0-8	
1,1-Dichloroethene	97	97	70-130	0	0-25	
Ethylbenzene	89	92	70-130	3	0-30	
Toluene	91	91	87-123	1	0-8	
Trichloroethene	89	89	79-127	0	0-10	
Vinyl Chloride	88	86	69-129	2	0-13	
Methyl-t-Butyl Ether (MTBE)	106	106	71-131	0	0-13	
Tert-Butyl Alcohol (TBA)	98	103	36-168	5	0-45	
Diisopropyl Ether (DIPE)	159	105	81-123	41	0-9	3,4
Ethyl-t-Butyl Ether (ETBE)	101	106	72-126	5	0-12	
Tert-Amyl-Methyl Ether (TAME)	106	107	72-126	1	0-12	
Ethanol	105	105	53-149	0	0-31	

RPD - Relative Percent Difference , CL - Control Limit





Quality Control - LCS/LCS Duplicate



Blaine Tech Services, Inc.
1680 Rogers Avenue
San Jose, CA 95112-1105

Date Received: N/A
Work Order No: 09-01-2202
Preparation: EPA 5030B
Method: LUFT GC/MS / EPA 8260B

Project: 5755 Broadway, Oakland, CA

Quality Control Sample ID	Matrix	Instrument	Date Prepared	Date Analyzed	LCS/LCSD Batch Number		
099-12-767-1,033	Aqueous	GC/MS T	02/03/09	02/03/09	090203L01		
Parameter	LCS %REC	LCSD %REC	%REC CL	ME CL	RPD	RPD CL	Qualifiers
Benzene	93	90	84-120	78-126	3	0-8	
Carbon Tetrachloride	94	91	63-147	49-161	4	0-10	
Chlorobenzene	97	94	89-119	84-124	3	0-7	
1,2-Dibromoethane	97	99	80-120	73-127	2	0-20	
1,2-Dichlorobenzene	98	96	89-119	84-124	2	0-9	
1,1-Dichloroethene	98	93	77-125	69-133	5	0-16	
Ethylbenzene	99	95	80-120	73-127	4	0-20	
Toluene	96	91	83-125	76-132	5	0-9	
Trichloroethene	97	92	89-119	84-124	5	0-8	
Vinyl Chloride	91	91	63-135	51-147	1	0-13	
Methyl-t-Butyl Ether (MTBE)	99	98	82-118	76-124	1	0-13	
Tert-Butyl Alcohol (TBA)	97	93	46-154	28-172	5	0-32	
Diisopropyl Ether (DIPE)	127	99	81-123	74-130	25	0-11	ME,X
Ethyl-t-Butyl Ether (ETBE)	97	97	74-122	66-130	0	0-12	
Tert-Amyl-Methyl Ether (TAME)	98	100	76-124	68-132	2	0-10	
Ethanol	100	94	60-138	47-151	6	0-32	
TPPH	68	68	65-135	53-147	1	0-30	


Total number of LCS compounds : 17

Total number of ME compounds : 1

Total number of ME compounds allowed : 1

LCS ME CL validation result : Pass

RPD - Relative Percent Difference , CL - Control Limit



Work Order Number: 09-01-2202

<u>Qualifier</u>	<u>Definition</u>
*	See applicable analysis comment.
1	Surrogate compound recovery was out of control due to a required sample dilution, therefore, the sample data was reported without further clarification.
2	Surrogate compound recovery was out of control due to matrix interference. The associated method blank surrogate spike compound was in control and, therefore, the sample data was reported without further clarification.
3	Recovery of the Matrix Spike (MS) or Matrix Spike Duplicate (MSD) compound was out of control due to matrix interference. The associated LCS and/or LCSD was in control and, therefore, the sample data was reported without further clarification.
4	The MS/MSD RPD was out of control due to matrix interference. The LCS/LCSD RPD was in control and, therefore, the sample data was reported without further clarification.
5	The PDS/PDSD associated with this batch of samples was out of control due to a matrix interference effect. The associated batch LCS/LCSD was in control and, hence, the associated sample data was reported with no further corrective action required.
A	Result is the average of all dilutions, as defined by the method.
B	Analyte was present in the associated method blank.
C	Analyte presence was not confirmed on primary column.
E	Concentration exceeds the calibration range.
H	Sample received and/or analyzed past the recommended holding time.
J	Analyte was detected at a concentration below the reporting limit and above the laboratory method detection limit. Reported value is estimated.
ME	LCS Recovery Percentage is within LCS ME Control Limit range.
N	Nontarget Analyte.
ND	Parameter not detected at the indicated reporting limit.
Q	Spike recovery and RPD control limits do not apply resulting from the parameter concentration in the sample exceeding the spike concentration by a factor of four or greater.
U	Undetected at the laboratory method detection limit.
X	% Recovery and/or RPD out-of-range.
Z	Analyte presence was not confirmed by second column or GC/MS analysis.



LAB (LOCATION)

- CALSCIENCE (_____)
- SPL (_____)
- XENCO (_____)
- TEST AMERICA (_____)
- OTHER (_____)



Shell Oil Products Chain Of Custody Record

Please Check Appropriate Box:

<input checked="" type="checkbox"/> ENV. SERVICES	<input type="checkbox"/> MOTIVA RETAIL	<input type="checkbox"/> SHELL RETAIL
<input type="checkbox"/> MOTIVA SD&CM	<input type="checkbox"/> CONSULTANT	<input type="checkbox"/> LUBES
<input type="checkbox"/> SHELL PIPELINE	<input type="checkbox"/> OTHER _____	

Print Bill To Contact Name: Denis Brown

INCIDENT # (ENV SERVICES): 9 8 9 9 5 7 5 6

PO # _____ **SAP #** _____

CHECK IF NO INCIDENT # APPLIES

DATE: 1/23/09

PAGE: 1 of 1

SAMPLING COMPANY
Blaine Tech Services
ADDRESS
1680 Rogers Ave, San Jose, CA 95112

LOG CODE
BTSS

PROJECT CONTACT (Hardcopy or PDF Report to)
Michael Ninokata
TELEPHONE (408)573-0555 FAX (408)573-7771 E-MAIL mninokata@blainetech.com

SITE ADDRESS: Street and City
5755 Broadway, Oakland

State CA **GLOBAL ID NO** T0600101270

EDP DELIVERABLE TO (Name, Company, Office Location) Anni Kremi, CRA, Emeryville **PHONE NO** (510) 420-3335 **E-MAIL** Shelledf@craworld.com **CONSULTANT PROJECT NO** 090123-1W-1

SAMPLER NAME(S) (Print) IAN WILLIAMS **LAB USE ONLY** 01-2202

TURNAROUND TIME (CALENDAR DAYS):
 STANDARD (14 DAY) 5 DAYS 3 DAYS 2 DAYS 24 HOURS RESULTS NEEDED ON WEEKEND

LA - RWQCB REPORT FORMAT UST AGENCY:

REQUESTED ANALYSIS


SPECIAL INSTRUCTIONS OR NOTES :

- SHELL CONTRACT RATE APPLIES
- STATE REIMBURSEMENT RATE APPLIES
- EDD NOT NEEDED
- RECEIPT VERIFICATION REQUESTED

LAB USE ONLY	Field Sample Identification	SAMPLING		MATRIX	PRESERVATIVE					NO. OF CONT.	REQUESTED ANALYSIS											TEMPERATURE ON RECEIPT, °C	Container PID Readings or Laboratory Notes				
		DATE	TIME		HCL	HN03	H2SO4	NONE	OTHER		TPH - Purgeable (8260B)	TPH - Extractable (8015M)	BTEX (8260B)	5 Oxygenates (8260B)	MTBE (8260B)	TBA (8260B)	DIPE (8260B)	TAME (8260B)	ETBE (8260B)	1,2 DCA (8260B)	EDB (8260B)			Ethanol (8260B)	Methanol (8015M)		
1	S-1	1/23/09	1355	W	X						3	X	X	X													
2	S-2	↓	1308	↓	X						3	X	X	X	X												
3	S-3	↓	1258	↓	X						3	X	X	X													

Relinquished by: (Signature) <i>[Signature]</i>	Received by: (Signature) <i>[Signature]</i> (SAMPLE CUSTODIAN)	Date: 1/23/09	Time: 1705
Relinquished by: (Signature) <i>[Signature]</i> (Sample Custodian)	Received by: (Signature) <i>[Signature]</i> Tom O'Malley CRZ	Date: 1/26/09	Time: 1240
Relinquished by: (Signature) <i>[Signature]</i> Tom O'Malley TO GSO	Received by: (Signature) <i>[Signature]</i>	Date: 1/27/09	Time: 1030

5111 53716



WORK ORDER #: 09-01-2202

SAMPLE RECEIPT FORM

Cooler 1 of 1

CLIENT: Blaine Tech

DATE: 01/27/09

TEMPERATURE: (Criteria: 0.0 °C – 6.0 °C, not frozen)

Temperature 2.9 °C - 0.2 °C (CF) = 2.7 °C Blank Sample

Sample(s) outside temperature criteria (PM/APM contacted by: _____).

Sample(s) outside temperature criteria but received on ice/chilled on same day of sampling.

Received at ambient temperature, placed on ice for transport by Courier.

Ambient Temperature: Air Filter Metals Only PCBs Only

Initial: zf

CUSTODY SEALS INTACT:

Cooler _____ No (Not Intact) Not Present N/A

Initial: zf

Sample _____ No (Not Intact) Not Present

Initial: WSC

SAMPLE CONDITION:

	Yes	No	N/A
Chain-Of-Custody (COC) document(s) received with samples.....	<input checked="" type="checkbox"/>	<input type="checkbox"/>	<input type="checkbox"/>
COC document(s) received complete.....	<input checked="" type="checkbox"/>	<input type="checkbox"/>	<input type="checkbox"/>
Sampler's name indicated on COC.....	<input checked="" type="checkbox"/>	<input type="checkbox"/>	<input type="checkbox"/>
Sample container label(s) consistent with COC.....	<input checked="" type="checkbox"/>	<input type="checkbox"/>	<input type="checkbox"/>
Sample container(s) intact and good condition.....	<input checked="" type="checkbox"/>	<input type="checkbox"/>	<input type="checkbox"/>
Correct containers and volume for analyses requested.....	<input checked="" type="checkbox"/>	<input type="checkbox"/>	<input type="checkbox"/>
Analyses received within holding time.....	<input checked="" type="checkbox"/>	<input type="checkbox"/>	<input type="checkbox"/>
Proper preservation noted on COC or sample container.....	<input checked="" type="checkbox"/>	<input type="checkbox"/>	<input type="checkbox"/>
Volatile analysis container(s) free of headspace.....	<input checked="" type="checkbox"/>	<input type="checkbox"/>	<input type="checkbox"/>
Tedlar bag(s) free of condensation.....	<input type="checkbox"/>	<input type="checkbox"/>	<input checked="" type="checkbox"/>

CONTAINER TYPE:

Solid: 4ozCGJ 8ozCGJ 16ozCGJ Sleeve EnCores® TerraCores® _____

Water: VOA VOAh VOAna₂ 125AGB 125AGBh 125AGBpo₄ 1AGB 1AGBna₂

1AGBs 500AGB 500AGBs 250CGB 250CGBs 1PB 500PB 500PBna 250PB

250PBn 125PB 125PBzanna 100PBsterile 100PBna₂ _____ _____ _____

Air: Tedlar® Summa® _____

Checked/Labeled by: W.S.C.

Container: C:Clear A:Amber P:Poly/Plastic G:Glass J:Jar B:Bottle

Reviewed by: AL

Preservative: h:HCL n:HNO₃ na₂:Na₂S₂O₃ na:NaOH po₄:H₃PO₄ s:H₂SO₄ zanna:ZnAc₂+NaOH

Scanned by: W.S.C.

SHELL WELL MONITORING DATA SHEET

BTS #: 090123-1W-1	Site: 5755 BROADWAY, OAKLAND
Sampler: 1W	Date: 1/23/09
Well I.D.: S-1	Well Diameter: 2 <u>3</u> 4 6 8
Total Well Depth (TD): 11.25	Depth to Water (DTW): 0.81
Depth to Free Product:	Thickness of Free Product (feet):
Referenced to: <u>PVC</u> Grade	D.O. Meter (if req'd): YSI HACH
DTW with 80% Recharge [(Height of Water Column x 0.20) + DTW]: 2.90	

Purge Method: Bailer Waterra Sampling Method: Bailer
 Disposable Bailer Peristaltic Disposable Bailer
 Positive Air Displacement Extraction Pump Extraction Port
 Electric Submersible Other _____ Dedicated Tubing

Other: _____

$\frac{3.9 \text{ (Gals.)} \times 3}{1 \text{ Case Volume}} = \frac{11.7 \text{ Gals.}}{\text{Specified Volumes}} = \text{Calculated Volume}$	<table border="1" style="width: 100%; border-collapse: collapse; font-size: small;"> <thead> <tr> <th>Well Diameter</th> <th>Multiplier</th> <th>Well Diameter</th> <th>Multiplier</th> </tr> </thead> <tbody> <tr> <td>1"</td> <td>0.04</td> <td>4"</td> <td>0.65</td> </tr> <tr> <td>2"</td> <td>0.16</td> <td>6"</td> <td>1.47</td> </tr> <tr> <td>3"</td> <td>0.37</td> <td>Other</td> <td>radius² * 0.163</td> </tr> </tbody> </table>	Well Diameter	Multiplier	Well Diameter	Multiplier	1"	0.04	4"	0.65	2"	0.16	6"	1.47	3"	0.37	Other	radius ² * 0.163
Well Diameter	Multiplier	Well Diameter	Multiplier														
1"	0.04	4"	0.65														
2"	0.16	6"	1.47														
3"	0.37	Other	radius ² * 0.163														

Time	Temp (°F)	pH	Cond. (mS or <u>µS</u>)	Turbidity (NTUs)	Gals. Removed	Observations
1154	62.3	7.92	218	20	3.9	
1155	WELL	DEWATERED AT		6 gal	6.0	DTW = 9.35
1355	61.3	7.69	455	24	GRAB	

Did well dewater? Yes No Gallons actually evacuated: 6.0

Sampling Date: 1/23/09 Sampling Time: 1355 Depth to Water: ^{WAITED 2 HOUR} 7.79

Sample I.D.: S-1 Laboratory: STL Other: CAL SCIENCE

Analyzed for: TPH-G BTEX MTBE TPH-D Other: SEE COC

EB I.D. (if applicable): @ Time Duplicate I.D. (if applicable):

Analyzed for: TPH-G BTEX MTBE TPH-D Other:

D.O. (if req'd):	Pre-purge:	mg/L	Post-purge:	mg/L
O.R.P. (if req'd):	Pre-purge:	mV	Post-purge:	mV

SHELL WELL MONITORING DATA SHEET

BTS #: <u>090123-1W-1</u>	Site: <u>5755 BROADWAY, OAKLAND</u>
Sampler: <u>1W</u>	Date: <u>1/23/09</u>
Well I.D.: <u>S-2</u>	Well Diameter: 2 3 <u>(4)</u> 6 8 <u> </u>
Total Well Depth (TD): <u>9.44</u>	Depth to Water (DTW): <u>2.85</u>
Depth to Free Product:	Thickness of Free Product (feet):
Referenced to: <u>(PVC)</u> Grade	D.O. Meter (if req'd): YSI HACH
DTW with 80% Recharge [(Height of Water Column x 0.20) + DTW]: <u>4.17</u>	

Purge Method: Bailer Waterra Sampling Method: Bailer
 Disposable Bailer Peristaltic Disposable Bailer
 Positive Air Displacement Extraction Pump Extraction Port
 Electric Submersible Other _____ Dedicated Tubing

Other: _____

4.3 (Gals.) X 3 = 12.9 Gals.
 1 Case Volume Specified Volumes Calculated Volume

Well Diameter	Multiplier	Well Diameter	Multiplier
1"	0.04	4"	0.65
2"	0.16	6"	1.47
3"	0.37	Other	radius ² * 0.163

Time	Temp (°F)	pH	Cond. (mS or μ S)	Turbidity (NTUs)	Gals. Removed	Observations
1210	61.8	7.90	806	95	4.3	STRONG ODOR
1211	WELL	DEWATERED	AT	5.0 gal	5.0	DTW = 6.89
1308	61.5	7.76	772	82	GRAB	STRONG ODOR

Did well dewater? Yes No Gallons actually evacuated: 5.0

Sampling Date: 1/23/09 Sampling Time: 1308 Depth to Water: WAITED 4.06

Sample I.D.: S-2 Laboratory: STL Other CAL SCIENCE

Analyzed for: TPH-G BTEX MTBE TPH-D Other: SEE COC

EB I.D. (if applicable): @ _____ Time Duplicate I.D. (if applicable):

Analyzed for: TPH-G BTEX MTBE TPH-D Other:

D.O. (if req'd):	Pre-purge:	mg/L	Post-purge:	mg/L
O.R.P. (if req'd):	Pre-purge:	mV	Post-purge:	mV

SHELL SITE INSPECTION CHECKLIST

Client Shell Date 1-14-09
 Site Address 5755 Broadway
 Job Number 090114-EC3 Technician EC
 Site Status Shell Branded Station Vacant Lot Other _____

- Inspected / Labeled / Cleaned - all wells on Scope Of Work
- Inspected / Cleaned Components - all other identifiable wells (N/A)
- Inspected site for site investigation & site remediation related trip hazards
- Completed all outstanding *BLAINE Wellhead Repair Order(s)* N/A
- Completed *Shell Wellhead Repair Form(s)* N/A
- Inspected treatment / remediation system compound for security, cleanliness and appearance (N/A)
- Inspected vacant lot for signs of habitation, hazardous materials or terrain, overgrown vegetation and security (N/A)
- Visually inspected site drums for condition and proper labeling N/A
- Unresolved deficiencies identified - "*Notice of Deficient Condition*" form(s) completed (N/A)

Notes _____

PROJECT MANAGER ONLY

Checklist Reviewed nd 1/15 Notes _____
Initial/Date

SHELL WELLHEAD REPAIR FORM

(FOR REPAIR TECHNICIAN)

Site Address 5755 Broadway Date 1-14-09
 Job Number 090114-ELB Technician EC Page 1 of 1

Inspection Point (Well ID or description of location)	Well Inspected, Cleaned, Labeled - No Further Corrective Action Required	Replaced Cap	Replaced Lock	Replaced Lid Seal	Check Indicates deficiency										Well Not Inspected (explain in notes)	All Repairs Completed	Remaining Deficiencies Logged onto BLAINE Repair Order	Remaining Deficiencies Logged onto Notice of Deficient Condition - BLAINE Unable to Repair	
					Casing	Annular Seal	Tabs / Bolts	Box Structure	Apron	Trip Hazard	Below Grade	Not Securable by Design (12" diameter or less)	Lid not marked with words "MONITORING WELL"	Other Deficiency					Not Securable by Design (greater than 12" diameter)
5-1				X			X										X		
	Notes:																		
	Well box type / size: <u>12" EMCO</u> Materials used: <u>RS, Zrt, Zb</u>																		
5-2				X			X										X		
	Notes:																		
	Well box type / size: <u>12" EMCO</u> Materials used: <u>RS, Zrt, Zb</u>																		
5-3				X			X										X		
	Notes:																		
	Well box type / size: <u>12" EMCO</u> Materials used: <u>RS, Zrt, Zb</u>																		
H-1							X										X		
	Notes:																		
	Well box type / size: <u>18" x 30" steel rectangle vault</u> Materials used: <u>Zrt, Zb</u>																		
	Notes:																		
	Well box type / size: Materials used:																		
	Notes:																		
	Well box type / size: Materials used:																		
	Notes:																		
	Well box type / size: Materials used:																		

