



Denis L. Brown

Shell Oil Products US

Jerry Wickham
Alameda County Health Care Services Agency
1131 Harbor Bay Parkway, Suite 250
Alameda, California 94502-6577

RECEIVED
2:38 pm, Nov 06, 2007
Alameda County
Environmental Health

HSE – Environmental Services
20945 S. Wilmington Ave.
Carson, CA 90810-1039
Tel (707) 865 0251
Fax (707) 865 2542
Email denis.l.brown@shell.com

Re: Former Shell Service Station/Current KFC Restaurant
2800 Telegraph Avenue
Oakland, California
SAP Code 129450
Incident No. 97093398
ACHCSA Case No. RO0000009

Dear Mr. Wickham:

The attached document is provided for your review and comment. Upon information and belief, I declare, under penalty of perjury, that the information contained in the attached document is true and correct.

If you have any questions or concerns, please call me at (707) 865-0251.

Sincerely,

Denis L. Brown
Project Manager



**CONESTOGA-ROVERS
& ASSOCIATES**

19449 Riverside Drive, Suite 230, Sonoma, California 95476
Telephone: 707-935-4850 Facsimile: 707-935-6649
www.CRAworld.com

November 6, 2007

Mr. Jerry Wickham
Alameda County Health Care Services Agency
1131 Harbor Bay Parkway, Suite 250
Alameda, California 94502-6577

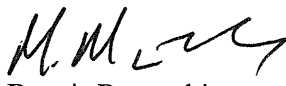
Re: **Groundwater Monitoring Report – Third Quarter 2007**
Former Shell Service Station/Current KFC Restaurant
2800 Telegraph Avenue
Oakland, California
SAP Code 129450
Incident No. 97093398
Agency Case No. RO0000009

Dear Mr. Wickham:


Conestoga-Rovers & Associates (CRA) prepared this report on behalf of Equilon Enterprises LLC dba Shell Oil Products US (Shell) in accordance with the quarterly reporting requirements of 23 CCR 2652d.

If you have any questions regarding the contents of this document, please call Dennis Baertschi at (707) 268-3813.

Sincerely,
Conestoga-Rovers & Associates

for 
Dennis Baertschi
Project Manager


Ana Friel, PG



cc: Mr. Denis Brown, Shell
Harmon Management Corporation

Equal
Employment
Opportunity Employer



**CONESTOGA-ROVERS
& ASSOCIATES**

Mr. Jerry Wickham
November 6, 2007

GROUNDWATER MONITORING REPORT – THIRD QUARTER 2007

Site Address	<u>2800 Telegraph Avenue, Oakland</u>
Site Use	<u>Former Shell Service Station/Current KFC Restaurant</u>
Shell Project Manager	<u>Denis Brown</u>
Consultant and Contact Person	<u>CRA, Dennis Baertschi</u>
Lead Agency and Contact	<u>ACHCSA</u>
Agency Case No.	<u>RO0000009</u>
Shell SAP Code	<u>129450</u>
Shell Incident No.	<u>97093398</u>
Date of Most Recent Agency Correspondence	<u>August 30, 2006</u>

Current Quarter's Activities

1. Blaine Tech Services, Inc. (Blaine) gauged and sampled wells according to the established monitoring program for this site.
2. CRA prepared a vicinity map (Figure 1) and a groundwater contour and chemical concentration map (Figure 2). The Blaine report, presenting the analytical data, is included in Attachment A.

Current Quarter's Findings

Groundwater Flow Direction	<u>Southwesterly (based on gauging of site wells from 2Q89 to 3Q03)</u>
Hydraulic Gradient	<u>N/A</u>
Depth to Water	<u>8.85 to 10.16 feet below top of well casing</u>

Proposed Activities for Next Quarter

1. Blaine will gauge and sample wells during the third month of the quarter, according to the established monitoring program for this site, and CRA will prepare a report.



**CONESTOGA-ROVERS
& ASSOCIATES**

Mr. Jerry Wickham
November 6, 2007

Figures: 1 - Vicinity Map
 2 - Groundwater Contour and Chemical Concentration Map

Attachment: A - Blaine Tech Services, Inc. - Groundwater Monitoring Report

Conestoga-Rovers & Associates (CRA) prepared this document for use by our client and appropriate regulatory agencies. It is based partially on information available to CRA from outside sources and/or in the public domain, and partially on information supplied by CRA and its subcontractors. CRA makes no warranty or guarantee, expressed or implied, included or intended in this document, with respect to the accuracy of information obtained from these outside sources or the public domain, or any conclusions or recommendations based on information that was not independently verified by CRA. This document represents the best professional judgment of CRA. None of the work performed hereunder constitutes or shall be represented as a legal opinion of any kind or nature.

I:\Sonoma.Shell\Oakland 2800 Telegraph\QMRs\2007\3Q07\3Q07 Text W perjury.doc

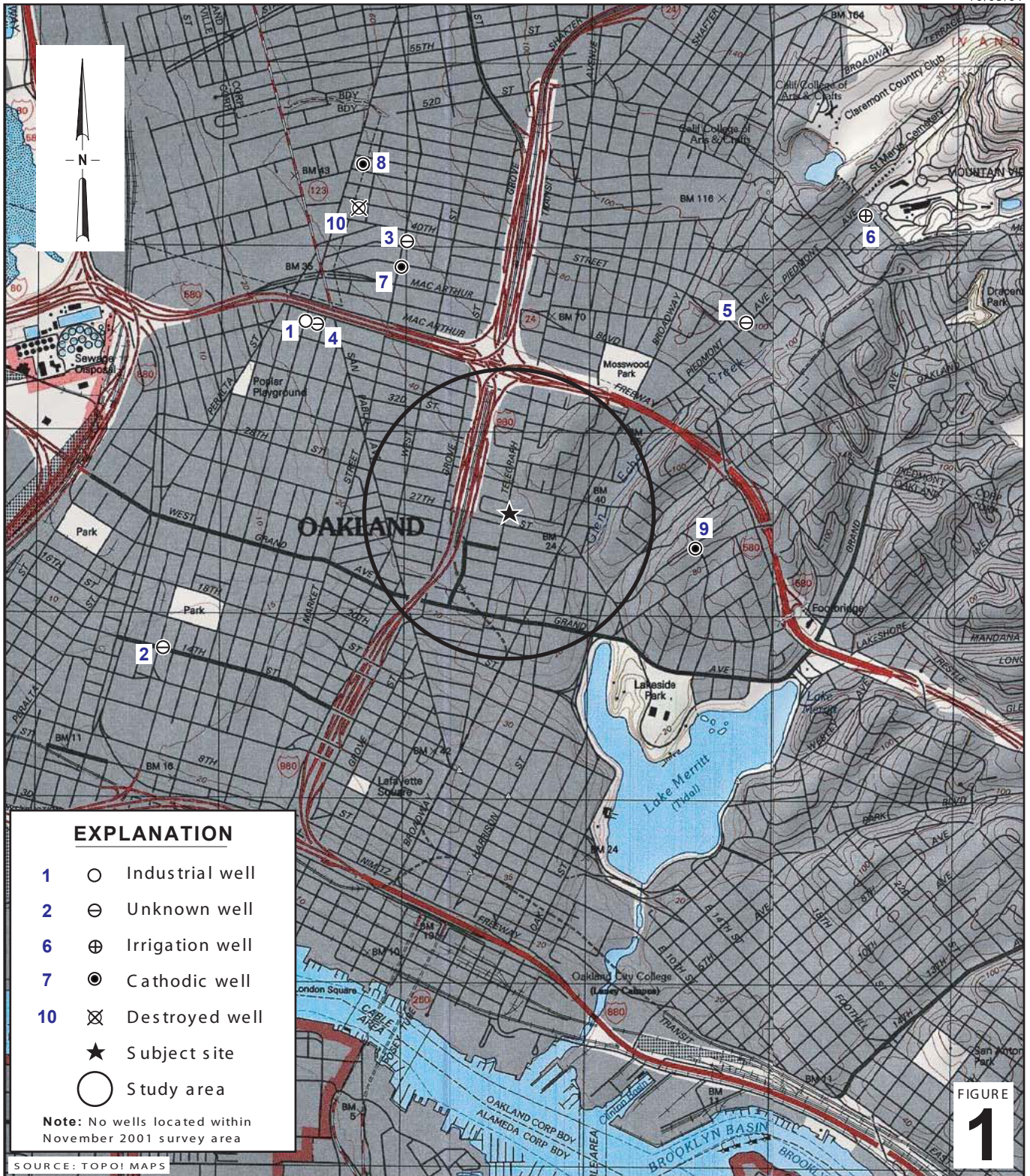


FIGURE 1

0 1/4 1/2 1 2
SCALE : 1" = 1/2 MILE

**Former Shell Service Station /
Current KFC Restaurant**
2800 Telegraph Avenue
Oakland, California



Vicinity Map
(1/2 Mile Radius)

1507

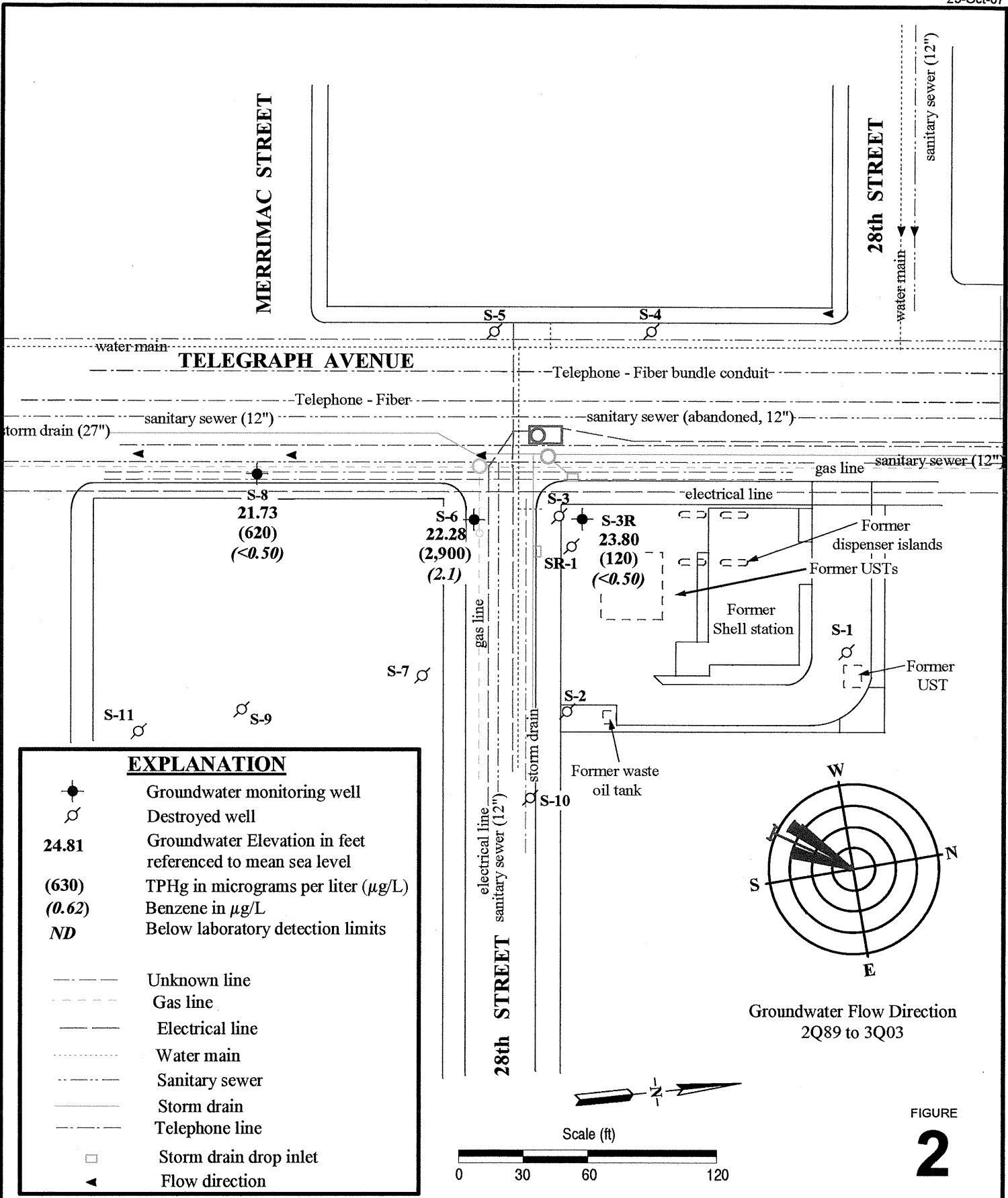


FIGURE
2

Former Shell Service Station
2800 Telegraph Avenue
Oakland, California



CONESTOGA-ROVERS & ASSOCIATES

Groundwater Contour and Chemical Concentration Map

September 17, 2007

1507

Attachment A

**Blaine Tech Services, Inc.
Groundwater Monitoring Report**

BLAINE
TECH SERVICES INC.

GROUNDWATER SAMPLING SPECIALISTS
SINCE 1985

October 1, 2007

Denis Brown
Shell Oil Products US
20945 South Wilmington Avenue
Carson, CA 90810

Third Quarter 2007 Groundwater Monitoring at
Former Shell Service Station
2800 Telegraph Avenue
Oakland, CA

Monitoring performed on September 17, 2007

Groundwater Monitoring Report **070917-TV-2**

This report covers the routine monitoring of groundwater wells at this former Shell facility. In accordance with standard procedures that conform to Regional Water Quality Control Board requirements, routine field data collection includes depth to water, total well depth, thickness of any separate immiscible layer, water column volume, calculated purge volume (if applicable), elapsed evacuation time (if applicable), total volume of water removed (if applicable), and standard water parameter instrument readings. Sample material is collected, contained, stored, and transported to the laboratory in conformance with EPA standards. Purgewater (if applicable) is, likewise, collected and transported to the Martinez Refining Company.

Basic field information is presented alongside analytical values excerpted from the laboratory report in the cumulative table of **WELL CONCENTRATIONS**. The full analytical report for the most recent samples and the field data sheets are attached to this report.

At a minimum, Blaine Tech Services, Inc. field personnel are certified on completion of a forty hour Hazardous Materials and Emergency Response training course per 29 CFR 1910.120. Field personnel are also enrolled in annual eight hour refresher courses.

Blaine Tech Services, Inc. conducts sampling and documentation assignments of this type as an independent third party. Our activities at this site consisted of objective data and sample collection only. No interpretation of analytical results, defining of hydrological conditions or formulation of recommendations was performed.

Please call if you have any questions.

Yours truly,

Mike Ninokata
Project Manager

MN/ks

attachments: Cumulative Table of WELL CONCENTRATIONS
Certified Analytical Report
Field Data Sheets

cc: Dennis Baertschi
Conestoga-Rovers & Associates
19449 Riverside Dr., Suite 230
Sonoma, CA 95476

WELL CONCENTRATIONS
Former Shell Service Station
2800 Telegraph Avenue
Oakland, CA

Well ID	Date	TPPH (ug/L)	B (ug/L)	T (ug/L)	E (ug/L)	X (ug/L)	MTBE 8020 (ug/L)	MTBE 8260 (ug/L)	DIPE (ug/L)	ETBE (ug/L)	TAME (ug/L)	TBA (ug/L)	1,2- DCA (ug/L)	EDB (ug/L)	Ethanol (ug/L)	TOC (MSL)	Depth to Water (ft.)	GW Elevation (MSL)	SPH Thickness (ft.)
---------	------	----------------	-------------	-------------	-------------	-------------	------------------------	------------------------	----------------	----------------	----------------	---------------	-----------------------	---------------	-------------------	--------------	----------------------------	--------------------------	---------------------------

S-1	05/04/1992	<50	<0.5	<0.5	<0.5	<0.5	NA	NA	NA	NA	NA	NA	NA	NA	NA	35.31	9.50	25.81	NA
S-1	08/10/1992	<50	<0.5	<0.5	<0.5	<0.5	NA	NA	NA	NA	NA	NA	NA	NA	NA	35.31	10.85	24.46	NA
S-1	11/09/1992	<50	<0.5	<0.5	<0.5	<0.5	NA	NA	NA	NA	NA	NA	NA	NA	NA	35.31	10.34	24.97	NA
S-1	02/23/1993	<50	<0.5	<0.5	<0.5	<0.5	NA	NA	NA	NA	NA	NA	NA	NA	NA	35.31	7.60	27.71	NA
S-1	06/07/1993	<50	2.8	1.3	0.7	3.0	NA	NA	NA	NA	NA	NA	NA	NA	NA	35.31	8.63	26.68	NA
S-1	08/13/1993	<50	<0.5	<0.5	<0.5	<0.5	NA	NA	NA	NA	NA	NA	NA	NA	NA	35.31	9.20	26.11	NA
S-1	11/18/1993	<50	<0.5	<0.5	<0.5	<0.5	NA	NA	NA	NA	NA	NA	NA	NA	NA	35.31	10.58	24.73	NA
S-1	02/10/1994	<50	<0.5	<0.5	<0.5	<0.5	NA	NA	NA	NA	NA	NA	NA	NA	NA	35.31	8.41	26.90	NA
S-1	05/03/1994	<50	<0.5	<0.5	<0.5	<0.5	NA	NA	NA	NA	NA	NA	NA	NA	NA	35.31	9.09	26.22	NA
S-1	08/01/1994	<50	<0.5	<0.5	<0.5	<0.5	NA	NA	NA	NA	NA	NA	NA	NA	NA	35.31	8.81	26.50	NA
S-1	11/08/1994	NA	NA	NA	NA	NA	NA	NA	NA	NA	NA	NA	NA	NA	NA	35.31	9.32	25.99	NA
S-1	02/03/1995	NA	NA	NA	NA	NA	NA	NA	NA	NA	NA	NA	NA	NA	NA	35.31	6.98	28.33	NA
S-1	08/02/1995	<50	<0.5	<0.5	<0.5	<0.5	NA	NA	NA	NA	NA	NA	NA	NA	NA	35.31	9.35	25.96	NA
S-1	02/02/1996	NA	NA	NA	NA	NA	NA	NA	NA	NA	NA	NA	NA	NA	NA	35.31	7.45	27.86	NA
S-1	05/04/1996	NA	NA	NA	NA	NA	NA	NA	NA	NA	NA	NA	NA	NA	NA	35.31	8.91	26.40	NA
S-1	08/02/1996	<50	<0.50	<0.50	<0.50	<0.50	<2.5	NA	NA	NA	NA	NA	NA	NA	NA	35.31	9.33	25.98	NA
S-1	10/02/1996	NA	NA	NA	NA	NA	NA	NA	NA	NA	NA	NA	NA	NA	NA	35.31	10.11	25.20	NA
S-1	01/08/1997	NA	NA	NA	NA	NA	NA	NA	NA	NA	NA	NA	NA	NA	NA	35.31	7.93	27.38	NA
S-1	04/17/1997	NA	NA	NA	NA	NA	NA	NA	NA	NA	NA	NA	NA	NA	NA	35.31	8.94	26.37	NA
S-1	07/01/1997	<50	<0.50	<0.50	<0.50	<0.50	<2.5	NA	NA	NA	NA	NA	NA	NA	NA	35.31	9.55	25.76	NA
S-1	10/07/1997	NA	NA	NA	NA	NA	NA	NA	NA	NA	NA	NA	NA	NA	NA	35.31	9.43	25.88	NA
S-1	01/07/1998	NA	NA	NA	NA	NA	NA	NA	NA	NA	NA	NA	NA	NA	NA	35.31	8.21	27.10	NA
S-1	04/02/1998	NA	NA	NA	NA	NA	NA	NA	NA	NA	NA	NA	NA	NA	NA	35.31	8.27	27.04	NA
S-1	07/02/1998	<50	<0.50	<0.50	<0.50	<0.50	<2.5	NA	NA	NA	NA	NA	NA	NA	NA	35.31	8.97	26.34	NA
S-1	10/01/1998	NA	NA	NA	NA	NA	NA	NA	NA	NA	NA	NA	NA	NA	NA	35.31	9.89	25.42	NA
S-1	01/12/1999	NA	NA	NA	NA	NA	NA	NA	NA	NA	NA	NA	NA	NA	NA	35.31	8.45	26.86	NA
S-1	04/19/1999	NA	NA	NA	NA	NA	NA	NA	NA	NA	NA	NA	NA	NA	NA	35.31	9.04	26.27	NA
S-1	07/09/1999	<50	<0.50	<0.50	<0.50	<0.50	<2.5	NA	NA	NA	NA	NA	NA	NA	NA	35.31	9.11	26.20	NA

WELL CONCENTRATIONS
Former Shell Service Station
2800 Telegraph Avenue
Oakland, CA

Well ID	Date	TPPH (ug/L)	B (ug/L)	T (ug/L)	E (ug/L)	X (ug/L)	MTBE 8020 (ug/L)	MTBE 8260 (ug/L)	DIPE (ug/L)	ETBE (ug/L)	TAME (ug/L)	TBA (ug/L)	1,2- DCA (ug/L)	EDB (ug/L)	Ethanol (ug/L)	TOC (MSL)	Depth to Water (ft.)	GW Elevation (MSL)	SPH Thickness (ft.)
---------	------	----------------	-------------	-------------	-------------	-------------	------------------------	------------------------	----------------	----------------	----------------	---------------	-----------------------	---------------	-------------------	--------------	----------------------------	--------------------------	---------------------------

S-1	10/06/1999	NA	NA	NA	NA	NA	NA	NA	NA	NA	NA	NA	NA	NA	NA	35.31	9.00	26.31	NA
S-1	03/07/2000	NA	NA	NA	NA	NA	NA	NA	NA	NA	NA	NA	NA	NA	NA	35.31	7.31	28.00	NA
S-1	06/01/2000	NA	NA	NA	NA	NA	NA	NA	NA	NA	NA	NA	NA	NA	NA	35.31	8.85	26.46	NA
S-1	09/08/2000	<50.0	<0.500	<0.500	<0.500	<0.500	<2.50	NA	NA	NA	NA	NA	NA	NA	NA	35.31	9.50	25.81	NA
S-1	11/29/2000	NA	NA	NA	NA	NA	NA	NA	NA	NA	NA	NA	NA	NA	NA	35.31	10.16	25.15	NA
S-1	03/09/2001	<50.0	<0.500	<0.500	<0.500	<0.500	<2.50	NA	NA	NA	NA	NA	NA	NA	NA	35.31	8.16	27.15	NA
S-1	09/18/2003	NA	NA	NA	NA	NA	NA	NA	NA	NA	NA	NA	NA	NA	NA	35.09	8.74	26.35	NA
S-1	09/29/2003	<50	<0.50	<0.50	<0.50	<1.0	NA	<0.50	<2.0	<2.0	<2.0	<5.0	<0.50	<0.50	<50	35.09	8.79	26.30	NA
S-1	11/20/2003	<50	<0.50	<0.50	<0.50	<1.0	NA	<0.50	<2.0	<2.0	<2.0	<5.0	<0.50	<0.50	<50	35.09	8.43	26.66	NA
S-1	02/04/2004	<50	<0.50	<0.50	<0.50	<1.0	NA	<0.50	<2.0	<2.0	<2.0	<5.0	<0.50	<0.50	<50	35.09	7.34	27.75	NA
S-1	04/21/2004	<50	<0.50	<0.50	<0.50	<1.0	NA	<0.50	NA	NA	NA	NA	NA	NA	NA	35.09	8.23	26.86	NA
S-1	08/12/2004	<50	<0.50	<0.50	<0.50	<1.0	NA	<0.50	NA	NA	NA	NA	NA	NA	NA	35.09	9.46	25.63	NA
S-1	11/17/2004	<50	<0.50	<0.50	<0.50	<1.0	NA	<0.50	NA	NA	NA	NA	NA	NA	NA	35.09	8.42	26.67	NA
S-1	02/08/2005	<50	<0.50	<0.50	<0.50	<1.0	NA	<0.50	NA	NA	NA	NA	NA	NA	NA	35.09	8.28	26.81	NA
S-1	05/13/2005	<50	<0.50	<0.50	<0.50	<1.0	NA	<0.50	NA	NA	NA	NA	NA	NA	NA	35.09	7.80	27.29	NA

S-2	05/04/1992	1600	190	6.0	240	54	NA	NA	NA	NA	NA	NA	NA	NA	NA	33.91	9.44	24.47	NA
S-2	08/10/1992	<50	4.1	<0.5	<0.5	<0.5	NA	NA	NA	NA	NA	NA	NA	NA	NA	33.91	10.73	23.18	NA
S-2	09/11/1992	84	19	0.7	2.2	4.3	NA	NA	NA	NA	NA	NA	NA	NA	NA	33.91	NA	NA	NA
S-2	11/09/1992	NA	NA	NA	NA	NA	NA	NA	NA	NA	NA	NA	NA	NA	NA	33.91	10.29	23.62	NA
S-2	02/23/1993	16000	1600	480	850	1800	NA	NA	NA	NA	NA	NA	NA	NA	NA	33.91	9.04	24.87	NA
S-2	04/08/1993	Well destroyed		NA	NA	NA	NA	NA	NA	NA	NA	NA	NA	NA	NA	NA	NA	NA	NA

S-3	05/04/1992	NA	NA	NA	NA	NA	NA	NA	NA	NA	NA	NA	NA	NA	NA	33.56	9.22	24.34	NA
S-3	08/10/1992	Well paved over		NA	NA	NA	NA	NA	NA	NA	NA	NA	NA	NA	NA	NA	NA	NA	NA

S-3R	03/13/2006	NA	NA	NA	NA	NA	NA	NA	NA	NA	NA	NA	NA	NA	NA	32.65	4.50	28.15	NA
S-3R	03/17/2006	6930	1.99	7.79	126	90.2	NA	<0.500	NA	NA	NA	NA	NA	NA	NA	32.65	4.28	28.37	NA

WELL CONCENTRATIONS
Former Shell Service Station
2800 Telegraph Avenue
Oakland, CA

Well ID	Date	TPPH (ug/L)	B (ug/L)	T (ug/L)	E (ug/L)	X (ug/L)	MTBE 8020 (ug/L)	MTBE 8260 (ug/L)	DIPE (ug/L)	ETBE (ug/L)	TAME (ug/L)	TBA (ug/L)	1,2- DCA (ug/L)	EDB (ug/L)	Ethanol (ug/L)	TOC (MSL)	Depth to Water (ft.)	GW Elevation (MSL)	SPH Thickness (ft.)
---------	------	----------------	-------------	-------------	-------------	-------------	------------------------	------------------------	----------------	----------------	----------------	---------------	-----------------------	---------------	-------------------	--------------	----------------------------	--------------------------	---------------------------

S-3R	07/06/2006	525	<0.500	<0.500	5.67	3.50	NA	NA	NA	NA	NA	NA	NA	NA	NA	32.65	4.01	28.64	NA
S-3R	09/25/2006	630	0.62	1.0	4.5	4.5	NA	<1.0	<1.0	<1.0	<1.0	<10	NA	NA	NA	32.65	7.84	24.81	NA
S-3R	11/30/2006	580	<0.50	0.57	2.8	1.6	NA	NA	NA	NA	NA	NA	NA	NA	NA	32.65	7.90	24.75	NA
S-3R	03/21/2007	470	<2.0	<2.0	4.5	2.1	NA	NA	NA	NA	NA	NA	NA	NA	NA	32.65	6.11	26.54	NA
S-3R	06/28/2007	280 d	0.17 e	0.35 e	1.6	0.74 e	NA	NA	NA	NA	NA	NA	NA	NA	NA	32.65	8.11	24.54	NA
S-3R	09/17/2007	120 d	<0.50	<1.0	<1.0	<1.0	NA	<1.0	<2.0	<2.0	<2.0	<10	NA	NA	NA	32.65	8.85	23.80	NA

S-4	05/04/1992	<50	<0.5	<0.5	<0.5	<0.5	NA	NA	NA	NA	NA	NA	NA	NA	NA	34.08	9.96	24.12	NA
S-4	08/10/1992	<50	<0.5	<0.5	<0.5	<0.5	NA	NA	NA	NA	NA	NA	NA	NA	NA	34.08	11.32	22.76	NA
S-4	11/09/1992	<50	<0.5	<0.5	<0.5	<0.5	NA	NA	NA	NA	NA	NA	NA	NA	NA	34.08	11.29	22.79	NA
S-4	02/23/1993	<50	<0.5	<0.5	<0.5	<0.5	NA	NA	NA	NA	NA	NA	NA	NA	NA	34.08	9.82	24.26	NA
S-4	06/07/1993	50	9.2	5.5	3.3	14	NA	NA	NA	NA	NA	NA	NA	NA	NA	34.08	10.51	23.57	NA
S-4	08/13/1993	<50	<0.5	<0.5	<0.5	<0.5	NA	NA	NA	NA	NA	NA	NA	NA	NA	34.08	11.05	23.03	NA
S-4	11/18/1993	<50	<0.5	<0.5	<0.5	<0.5	NA	NA	NA	NA	NA	NA	NA	NA	NA	34.08	11.34	22.74	NA
S-4	02/10/1994	<50	<0.5	<0.5	<0.5	<0.5	NA	NA	NA	NA	NA	NA	NA	NA	NA	34.08	9.93	24.15	NA
S-4	05/03/1994	<50	<0.5	<0.5	<0.5	<0.5	NA	NA	NA	NA	NA	NA	NA	NA	NA	34.08	10.40	23.68	NA
S-4	08/01/1994	<50	<0.5	<0.5	<0.5	<0.5	NA	NA	NA	NA	NA	NA	NA	NA	NA	34.08	10.68	23.40	NA
S-4	11/08/1994	NA	NA	NA	NA	NA	NA	NA	NA	NA	NA	NA	NA	NA	NA	34.08	9.44	24.64	NA
S-4	02/03/1995	NA	NA	NA	NA	NA	NA	NA	NA	NA	NA	NA	NA	NA	NA	34.08	9.18	24.90	NA
S-4	08/02/1995	<50	<0.5	<0.5	<0.5	<0.5	NA	NA	NA	NA	NA	NA	NA	NA	NA	34.08	10.62	23.46	NA
S-4	02/02/1996	NA	NA	NA	NA	NA	NA	NA	NA	NA	NA	NA	NA	NA	NA	34.08	9.23	24.85	NA
S-4	05/04/1996	NA	NA	NA	NA	NA	NA	NA	NA	NA	NA	NA	NA	NA	NA	34.08	10.37	23.71	NA
S-4	08/02/1996	<50	<0.50	<0.50	<0.50	<0.50	<2.5	NA	NA	NA	NA	NA	NA	NA	NA	34.08	10.69	23.39	NA
S-4	10/02/1996	NA	NA	NA	NA	NA	NA	NA	NA	NA	NA	NA	NA	NA	NA	34.08	10.96	23.12	NA
S-4	01/08/1997	NA	NA	NA	NA	NA	NA	NA	NA	NA	NA	NA	NA	NA	NA	34.08	9.37	24.71	NA
S-4	04/17/1997	NA	NA	NA	NA	NA	NA	NA	NA	NA	NA	NA	NA	NA	NA	34.08	10.25	23.83	NA
S-4	07/01/1997	<50	<0.50	<0.50	<0.50	<0.50	<2.5	NA	NA	NA	NA	NA	NA	NA	NA	34.08	10.60	23.48	NA
S-4	10/07/1997	NA	NA	NA	NA	NA	NA	NA	NA	NA	NA	NA	NA	NA	NA	34.08	10.52	23.56	NA

WELL CONCENTRATIONS
Former Shell Service Station
2800 Telegraph Avenue
Oakland, CA

Well ID	Date	TPPH (ug/L)	B (ug/L)	T (ug/L)	E (ug/L)	X (ug/L)	MTBE 8020 (ug/L)	MTBE 8260 (ug/L)	DIPE (ug/L)	ETBE (ug/L)	TAME (ug/L)	TBA (ug/L)	1,2- DCA (ug/L)	EDB (ug/L)	Ethanol (ug/L)	TOC (MSL)	Depth to Water (ft.)	GW Elevation (MSL)	SPH Thickness (ft.)
---------	------	----------------	-------------	-------------	-------------	-------------	------------------------	------------------------	----------------	----------------	----------------	---------------	-----------------------	---------------	-------------------	--------------	----------------------------	--------------------------	---------------------------

S-4	01/07/1998	NA	NA	NA	NA	NA	NA	NA	NA	NA	NA	NA	NA	NA	NA	34.08	9.79	24.29	NA
S-4	04/02/1998	NA	NA	NA	NA	NA	NA	NA	NA	NA	NA	NA	NA	NA	NA	34.08	9.56	24.52	NA
S-4	07/02/1998	<50	<0.50	<0.50	<0.50	<0.50	<2.5	NA	NA	NA	NA	NA	NA	NA	NA	34.08	10.51	23.57	NA
S-4	10/01/1998	NA	NA	NA	NA	NA	NA	NA	NA	NA	NA	NA	NA	NA	NA	34.08	11.01	23.07	NA
S-4	01/12/1999	NA	NA	NA	NA	NA	NA	NA	NA	NA	NA	NA	NA	NA	NA	34.08	10.53	23.55	NA
S-4	04/19/1999	NA	NA	NA	NA	NA	NA	NA	NA	NA	NA	NA	NA	NA	NA	34.08	9.73	24.35	NA
S-4	07/09/1999	<50	<0.50	<0.50	<0.50	<0.50	<2.5	NA	NA	NA	NA	NA	NA	NA	NA	34.08	10.48	23.60	NA
S-4	10/06/1999	NA	NA	NA	NA	NA	NA	NA	NA	NA	NA	NA	NA	NA	NA	34.08	10.67	23.41	NA
S-4	03/07/2000	NA	NA	NA	NA	NA	NA	NA	NA	NA	NA	NA	NA	NA	NA	34.08	8.99	25.09	NA
S-4	06/01/2000	NA	NA	NA	NA	NA	NA	NA	NA	NA	NA	NA	NA	NA	NA	34.08	10.31	23.77	NA
S-4	09/08/2000	<50.0	<0.500	<0.500	<0.500	<0.500	<2.50	NA	NA	NA	NA	NA	NA	NA	NA	34.08	10.77	23.31	NA
S-4	11/29/2000	NA	NA	NA	NA	NA	NA	NA	NA	NA	NA	NA	NA	NA	NA	34.08	10.97	23.11	NA
S-4	03/09/2001	<50.0	<0.500	<0.500	<0.500	<0.500	<2.50	NA	NA	NA	NA	NA	NA	NA	NA	34.08	8.21	25.87	NA
S-4	09/18/2003	NA	NA	NA	NA	NA	NA	NA	NA	NA	NA	NA	NA	NA	NA	34.01	10.23	23.78	NA
S-4	09/29/2003	<50	<0.50	<0.50	1.9	2.6	NA	<0.50	<2.0	<2.0	<2.0	<5.0	<0.50	<0.50	<50	34.01	10.42	23.59	NA
S-4	11/20/2003	<50	<0.50	<0.50	<0.50	<1.0	NA	<0.50	<2.0	<2.0	<2.0	<5.0	<0.50	<0.50	<50	34.01	10.14	23.87	NA
S-4	02/04/2004	<50	<0.50	<0.50	<0.50	<1.0	NA	<0.50	<2.0	<2.0	<2.0	<5.0	<0.50	<0.50	<50	34.01	9.41	24.60	NA
S-4	04/21/2004	<50	<0.50	<0.50	<0.50	<1.0	NA	<0.50	NA	NA	NA	NA	NA	NA	NA	34.01	9.84	24.17	NA
S-4	08/12/2004	<50	<0.50	<0.50	<0.50	<1.0	NA	<0.50	NA	NA	NA	NA	NA	NA	NA	34.01	10.50	23.51	NA
S-4	11/17/2004	<50 c	<0.50	<0.50	<0.50	<1.0	NA	<0.50	NA	NA	NA	NA	NA	NA	NA	34.01	9.83	24.18	NA
S-4	02/08/2005	<50	<0.50	<0.50	<0.50	<1.0	NA	<0.50	NA	NA	NA	NA	NA	NA	NA	34.01	9.40	24.61	NA
S-4	05/13/2005	<50	<0.50	<0.50	<0.50	<1.0	NA	<0.50	NA	NA	NA	NA	NA	NA	NA	34.01	8.90	25.11	NA

S-5	05/04/1992	<50	<0.5	<0.5	<0.5	<0.5	NA	NA	NA	NA	NA	NA	NA	NA	NA	33.42	10.27	23.15	NA
S-5	08/10/1992	<50	<0.5	<0.5	<0.5	<0.5	NA	NA	NA	NA	NA	NA	NA	NA	NA	33.42	10.68	22.74	NA
S-5	11/09/1992	<50	<0.5	<0.5	<0.5	<0.5	NA	NA	NA	NA	NA	NA	NA	NA	NA	33.42	10.69	22.73	NA
S-5	02/23/1993	<50	<0.5	<0.5	<0.5	<0.5	NA	NA	NA	NA	NA	NA	NA	NA	NA	33.42	9.45	23.97	NA

WELL CONCENTRATIONS
Former Shell Service Station
2800 Telegraph Avenue
Oakland, CA

Well ID	Date	TPPH (ug/L)	B (ug/L)	T (ug/L)	E (ug/L)	X (ug/L)	MTBE 8020 (ug/L)	MTBE 8260 (ug/L)	DIPE (ug/L)	ETBE (ug/L)	TAME (ug/L)	TBA (ug/L)	1,2- DCA (ug/L)	EDB (ug/L)	Ethanol (ug/L)	TOC (MSL)	Depth to Water (ft.)	GW Elevation (MSL)	SPH Thickness (ft.)
S-5	06/07/1993	<50	<0.5	<0.5	<0.5	<0.5	NA	NA	NA	NA	NA	NA	NA	NA	NA	33.42	10.23	23.19	NA
S-5	08/13/1993	<50	<0.5	<0.5	<0.5	<0.5	NA	NA	NA	NA	NA	NA	NA	NA	NA	33.42	10.58	22.84	NA
S-5	11/18/1993	<50	<0.5	<0.5	<0.5	<0.5	NA	NA	NA	NA	NA	NA	NA	NA	NA	33.42	10.70	22.72	NA
S-5	02/10/1994	<50	<0.5	<0.5	<0.5	<0.5	NA	NA	NA	NA	NA	NA	NA	NA	NA	33.42	9.75	23.67	NA
S-5	05/03/1994	<50	<0.5	<0.5	<0.5	<0.5	NA	NA	NA	NA	NA	NA	NA	NA	NA	33.42	10.19	23.23	NA
S-5	08/01/1994	<50	<0.5	<0.5	<0.5	<0.5	NA	NA	NA	NA	NA	NA	NA	NA	NA	33.42	10.30	23.12	NA
S-5	11/08/1994	NA	NA	NA	NA	NA	NA	NA	NA	NA	NA	NA	NA	NA	NA	33.42	9.64	23.78	NA
S-5	02/03/1995	<50	<0.5	<0.5	<0.5	<0.5	NA	NA	NA	NA	NA	NA	NA	NA	NA	33.42	9.59	23.83	NA
S-5	08/02/1995	<50	<0.5	<0.5	<0.5	<0.5	NA	NA	NA	NA	NA	NA	NA	NA	NA	33.42	10.23	23.90	NA
S-5	02/02/1996	<50	<0.5	<0.5	<0.5	<0.5	NA	NA	NA	NA	NA	NA	NA	NA	NA	33.42	9.51	23.91	NA
S-5	05/04/1996	NA	NA	NA	NA	NA	NA	NA	NA	NA	NA	NA	NA	NA	NA	33.42	10.15	23.27	NA
S-5	08/02/1996	<50	<0.50	<0.50	<0.50	<0.50	<2.5	NA	NA	NA	NA	NA	NA	NA	NA	33.42	10.30	23.12	NA
S-5	10/02/1996	NA	NA	NA	NA	NA	NA	NA	NA	NA	NA	NA	NA	NA	NA	33.42	10.54	22.88	NA
S-5	01/08/1997	<50	<0.50	<0.50	<0.50	<0.50	<2.5	NA	NA	NA	NA	NA	NA	NA	NA	33.42	9.56	23.86	NA
S-5	04/17/1997	NA	NA	NA	NA	NA	NA	NA	NA	NA	NA	NA	NA	NA	NA	33.42	10.03	23.39	NA
S-5	07/01/1997	<50	<0.50	<0.50	<0.50	<0.50	<2.5	NA	NA	NA	NA	NA	NA	NA	NA	33.42	10.23	23.19	NA
S-5	10/07/1997	NA	NA	NA	NA	NA	NA	NA	NA	NA	NA	NA	NA	NA	NA	33.42	10.25	23.17	NA
S-5	01/07/1998	<50	<0.50	<0.50	<0.50	<0.50	<2.5	NA	NA	NA	NA	NA	NA	NA	NA	33.42	9.83	23.59	NA
S-5	04/02/1998	NA	NA	NA	NA	NA	NA	NA	NA	NA	NA	NA	NA	NA	NA	33.42	9.73	23.69	NA
S-5	07/02/1998	<50	<0.50	<0.50	<0.50	<0.50	<2.5	NA	NA	NA	NA	NA	NA	NA	NA	33.42	10.04	23.38	NA
S-5	10/01/1998	NA	NA	NA	NA	NA	NA	NA	NA	NA	NA	NA	NA	NA	NA	33.42	10.91	22.51	NA
S-5	01/12/1999	<50.0	<0.500	<0.500	<0.500	<0.500	<2.00	NA	NA	NA	NA	NA	NA	NA	NA	33.42	9.80	23.62	NA
S-5	04/19/1999	NA	NA	NA	NA	NA	NA	NA	NA	NA	NA	NA	NA	NA	NA	33.42	9.09	24.33	NA
S-5	07/09/1999	<50	<0.50	<0.50	<0.50	<0.50	<2.5	NA	NA	NA	NA	NA	NA	NA	NA	33.42	10.05	23.37	NA
S-5	10/06/1999	NA	NA	NA	NA	NA	NA	NA	NA	NA	NA	NA	NA	NA	NA	33.42	10.30	23.12	NA
S-5	03/07/2000	<50.0	<0.500	<0.500	<0.500	<0.500	<2.50	NA	NA	NA	NA	NA	NA	NA	NA	33.42	9.11	24.31	NA
S-5	06/01/2000	NA	NA	NA	NA	NA	NA	NA	NA	NA	NA	NA	NA	NA	NA	33.42	10.11	23.31	NA
S-5	09/08/2000	<50.0	<0.500	<0.500	<0.500	<0.500	<2.50	NA	NA	NA	NA	NA	NA	NA	NA	33.42	10.37	23.05	NA

WELL CONCENTRATIONS
Former Shell Service Station
2800 Telegraph Avenue
Oakland, CA

Well ID	Date	TPPH (ug/L)	B (ug/L)	T (ug/L)	E (ug/L)	X (ug/L)	MTBE 8020 (ug/L)	MTBE 8260 (ug/L)	DIPE (ug/L)	ETBE (ug/L)	TAME (ug/L)	TBA (ug/L)	1,2- DCA (ug/L)	EDB (ug/L)	Ethanol (ug/L)	TOC (MSL)	Depth to Water (ft.)	GW Elevation (MSL)	SPH Thickness (ft.)
---------	------	----------------	-------------	-------------	-------------	-------------	------------------------	------------------------	----------------	----------------	----------------	---------------	-----------------------	---------------	-------------------	--------------	----------------------------	--------------------------	---------------------------

S-5	11/29/2000	NA	NA	NA	NA	NA	NA	NA	NA	NA	NA	NA	NA	NA	NA	33.42	10.56	22.86	NA
S-5	03/09/2001	<50.0	<0.500	<0.500	<0.500	<0.500	<2.50	NA	NA	NA	NA	NA	NA	NA	NA	33.42	7.93	25.49	NA
S-5	09/18/2003	NA	NA	NA	NA	NA	NA	NA	NA	NA	NA	NA	NA	NA	NA	33.26	9.87	23.39	NA
S-5	09/29/2003	<50	<0.50	<0.50	<0.50	<1.0	NA	<0.50	<2.0	<2.0	<2.0	<5.0	<0.50	<0.50	<50	33.26	10.02	23.24	NA
S-5	11/20/2003	<50	<0.50	<0.50	<0.50	<1.0	NA	<0.50	<2.0	<2.0	<2.0	<5.0	<0.50	<0.50	<50	33.26	9.77	23.49	NA
S-5	02/04/2004	<50	<0.50	<0.50	<0.50	<1.0	NA	<0.50	<2.0	<2.0	<2.0	<5.0	<0.50	<0.50	<50	33.26	9.28	23.98	NA
S-5	04/21/2004	<50	<0.50	<0.50	<0.50	<1.0	NA	<0.50	NA	NA	NA	NA	NA	NA	NA	33.26	9.44	23.82	NA
S-5	08/12/2004	<50	<0.50	<0.50	<0.50	<1.0	NA	<0.50	NA	NA	NA	NA	NA	NA	NA	33.26	10.05	23.21	NA
S-5	11/17/2004	<50	<0.50	<0.50	<0.50	<1.0	NA	<0.50	NA	NA	NA	NA	NA	NA	NA	33.26	9.54	23.72	NA
S-5	02/08/2005	<50	<0.50	<0.50	<0.50	<1.0	NA	<0.50	NA	NA	NA	NA	NA	NA	NA	33.26	9.39	23.87	NA
S-5	05/13/2005	<50	<0.50	<0.50	<0.50	<1.0	NA	<0.50	NA	NA	NA	NA	NA	NA	NA	33.26	8.95	24.31	NA

S-6	05/04/1992	3100	640	22	23	97	NA	NA	NA	NA	NA	NA	NA	NA	NA	32.59	9.42	23.17	NA
S-6	08/10/1992	3400	430	27	26	120	NA	NA	NA	NA	NA	NA	NA	NA	NA	32.59	10.40	22.19	NA
S-6	11/09/1992	2000	320	15	15	100	NA	NA	NA	NA	NA	NA	NA	NA	NA	32.59	10.16	22.43	NA
S-6	02/23/1993	14000	780	180	380	1300	NA	NA	NA	NA	NA	NA	NA	NA	NA	32.59	7.60	24.99	NA
S-6	06/07/1993	3900	1400	56	83	210	NA	NA	NA	NA	NA	NA	NA	NA	NA	32.59	8.90	23.69	NA
S-6	08/13/1993	4000a	890	16	<0.5	41	NA	NA	NA	NA	NA	NA	NA	NA	NA	32.59	9.39	23.20	NA
S-6	11/18/1993	80	5.0	<0.5	<0.5	<0.5	NA	NA	NA	NA	NA	NA	NA	NA	NA	32.59	10.32	22.27	NA
S-6	02/10/1994	4100	370	23	21	90	NA	NA	NA	NA	NA	NA	NA	NA	NA	32.59	8.68	23.91	NA
S-6	05/03/1994	4700	550	28	85	340	NA	NA	NA	NA	NA	NA	NA	NA	NA	32.59	9.20	23.39	NA
S-6	08/01/1994	2900	370	11	11	43	NA	NA	NA	NA	NA	NA	NA	NA	NA	32.59	8.90	23.69	NA
S-6	11/08/1994	NA	NA	NA	NA	NA	NA	NA	NA	NA	NA	NA	NA	NA	NA	32.59	8.32	23.69	NA
S-6	02/03/1995	NA	NA	NA	NA	NA	NA	NA	NA	NA	NA	NA	NA	NA	NA	32.59	8.04	23.69	NA
S-6	08/02/1995	1400	160	<5	<5	<5	NA	NA	NA	NA	NA	NA	NA	NA	NA	32.59	9.26	23.19	NA
S-6	02/02/1996	NA	NA	NA	NA	NA	NA	NA	NA	NA	NA	NA	NA	NA	NA	32.59	7.90	24.69	NA
S-6	05/04/1996	NA	NA	NA	NA	NA	NA	NA	NA	NA	NA	NA	NA	NA	NA	32.59	8.98	23.61	NA
S-6	08/02/1996	1600	150	9.2	13	23	17	NA	NA	NA	NA	NA	NA	NA	NA	32.59	9.34	23.25	NA

WELL CONCENTRATIONS
Former Shell Service Station
2800 Telegraph Avenue
Oakland, CA

Well ID	Date	TPPH (ug/L)	B (ug/L)	T (ug/L)	E (ug/L)	X (ug/L)	MTBE 8020 (ug/L)	MTBE 8260 (ug/L)	DIPE (ug/L)	ETBE (ug/L)	TAME (ug/L)	TBA (ug/L)	1,2- DCA (ug/L)	EDB (ug/L)	Ethanol (ug/L)	TOC (MSL)	Depth to Water (ft.)	GW Elevation (MSL)	SPH Thickness (ft.)
S-6	10/02/1996	NA	NA	NA	NA	NA	NA	NA	NA	NA	NA	NA	NA	NA	NA	32.59	9.96	22.63	NA
S-6	01/08/1997	NA	NA	NA	NA	NA	NA	NA	NA	NA	NA	NA	NA	NA	NA	32.59	7.38	25.21	NA
S-6	04/17/1997	NA	NA	NA	NA	NA	NA	NA	NA	NA	NA	NA	NA	NA	NA	32.59	9.16	23.43	NA
S-6	07/01/1997	<50	1.5	<0.50	<0.50	<0.50	<2.5	NA	NA	NA	NA	NA	NA	NA	NA	32.59	9.60	22.99	NA
S-6	10/07/1997	NA	NA	NA	NA	NA	NA	NA	NA	NA	NA	NA	NA	NA	NA	32.59	9.64	22.95	NA
S-6	01/07/1998	NA	NA	NA	NA	NA	NA	NA	NA	NA	NA	NA	NA	NA	NA	32.59	8.34	24.25	NA
S-6	04/02/1998	NA	NA	NA	NA	NA	NA	NA	NA	NA	NA	NA	NA	NA	NA	32.59	7.93	24.66	NA
S-6	07/02/1998	370	22	0.62	<0.50	<0.50	5.60	NA	NA	NA	NA	NA	NA	NA	NA	32.59	9.85	22.74	NA
S-6	10/01/1998	NA	NA	NA	NA	NA	NA	NA	NA	NA	NA	NA	NA	NA	NA	32.59	10.48	22.11	NA
S-6	01/12/1999	NA	NA	NA	NA	NA	NA	NA	NA	NA	NA	NA	NA	NA	NA	32.59	9.63	22.96	NA
S-6	04/19/1999	NA	NA	NA	NA	NA	NA	NA	NA	NA	NA	NA	NA	NA	NA	32.59	9.08	23.51	NA
S-6	07/09/1999	52	2.3	<0.50	<0.50	<0.50	<2.5	NA	NA	NA	NA	NA	NA	NA	NA	32.59	9.33	23.26	NA
S-6	10/06/1999	NA	NA	NA	NA	NA	NA	NA	NA	NA	NA	NA	NA	NA	NA	32.59	9.80	22.79	NA
S-6	03/07/2000	NA	NA	NA	NA	NA	NA	NA	NA	NA	NA	NA	NA	NA	NA	32.59	7.05	25.54	NA
S-6	06/01/2000	NA	NA	NA	NA	NA	NA	NA	NA	NA	NA	NA	NA	NA	NA	32.59	9.05	23.54	NA
S-6	09/08/2000	<50.0	<0.500	<0.500	<0.500	<0.500	<2.50	NA	NA	NA	NA	NA	NA	NA	NA	32.59	9.65	22.94	NA
S-6	11/29/2000	NA	NA	NA	NA	NA	NA	NA	NA	NA	NA	NA	NA	NA	NA	32.59	9.51	23.08	NA
S-6	03/09/2001	<50.0	<0.500	<0.500	<0.500	<0.500	<2.50	NA	NA	NA	NA	NA	NA	NA	NA	32.59	7.14	25.45	NA
S-6	09/18/2003	NA	NA	NA	NA	NA	NA	NA	NA	NA	NA	NA	NA	NA	NA	32.36	9.14	23.22	NA
S-6	09/29/2003	1700	13	4.6	<2.5	5.8	NA	<2.5	<10	<10	<10	<25	<2.5	<2.5	<250	32.36	9.32	23.04	NA
S-6	11/20/2003	4500	45	14	36	28	NA	<1.0	<4.0	<4.0	<4.0	<10	<1.0	<1.0	<100	32.36	8.29	24.07	NA
S-6	02/04/2004	3700	41	14	9.1	38	NA	<2.5	<10	<10	<10	<25	<2.5	<2.5	<250	32.36	7.90	24.46	NA
S-6	04/21/2004	2800	13	6.9	5.0	12	NA	<2.5	NA	NA	NA	NA	NA	NA	NA	32.36	8.50	23.86	NA
S-6	08/12/2004	2700	15	4.4	<2.5	<5.0	NA	<2.5	NA	NA	NA	NA	NA	NA	NA	32.36	9.40	22.96	NA
S-6	11/17/2004	2700	13	5.6	8.1	11	NA	<1.0	NA	NA	NA	NA	NA	NA	NA	32.36	8.23	24.13	NA
S-6	02/08/2005	1700	3.8	2.7	26	29	NA	<2.5	NA	NA	NA	NA	NA	NA	NA	32.36	7.77	24.59	NA
S-6	05/13/2005	3000	9.0	6.6	3.7	21	NA	<2.5	NA	NA	NA	NA	NA	NA	NA	32.36	7.25	25.11	NA
S-6	08/17/2005	1600	4.0	2.9	0.71	4.9	NA	<0.50	NA	NA	NA	NA	NA	NA	NA	32.36	8.62	23.74	NA

WELL CONCENTRATIONS
Former Shell Service Station
2800 Telegraph Avenue
Oakland, CA

Well ID	Date	TPPH (ug/L)	B (ug/L)	T (ug/L)	E (ug/L)	X (ug/L)	MTBE 8020 (ug/L)	MTBE 8260 (ug/L)	DIPE (ug/L)	ETBE (ug/L)	TAME (ug/L)	TBA (ug/L)	1,2- DCA (ug/L)	EDB (ug/L)	Ethanol (ug/L)	TOC (MSL)	Depth to Water (ft.)	GW Elevation (MSL)	SPH Thickness (ft.)
---------	------	----------------	-------------	-------------	-------------	-------------	------------------------	------------------------	----------------	----------------	----------------	---------------	-----------------------	---------------	-------------------	--------------	----------------------------	--------------------------	---------------------------

S-6	03/17/2006	9760	15.4	9.83	32.9	44.6	NA	<0.500	NA	NA	NA	NA	NA	NA	NA	32.36	6.31	26.05	NA
S-6	07/06/2006	4680	9.09	9.16	3.51	32.6	NA	NA	NA	NA	NA	NA	NA	NA	NA	32.36	7.17	25.19	NA
S-6	09/25/2006	3100	5.1	4.4	2.8	8.1	NA	<1.0	<1.0	<1.0	<1.0	<10	NA	NA	NA	32.36	8.86	23.50	NA
S-6	11/30/2006	2600	7.0	4.1	3.4	7.3	NA	NA	NA	NA	NA	NA	NA	NA	NA	32.36	8.79	23.57	NA
S-6	03/21/2007	2100	9.0	3.1	4.9	9.7	NA	NA	NA	NA	NA	NA	NA	NA	NA	32.36	8.21	24.15	NA
S-6	06/28/2007	2200 d	4.4	2.1	0.97 e	3.51 e	NA	NA	NA	NA	NA	NA	NA	NA	NA	32.36	8.80	23.56	NA
S-6	09/17/2007	2900 d,f	2.1	1.0	0.30 e	1.24 e	NA	<1.0	<2.0	<2.0	<2.0	<10	NA	NA	NA	32.36	10.08	22.28	NA

S-6 (D)	08/01/1994	2600	340	8.8	7.7	33	NA	NA	NA	NA	NA	NA	NA	NA	NA	32.59	NA	NA	NA
S-6 (D)	08/02/1995	1400	170	<5	<5	<5	NA	NA	NA	NA	NA	NA	NA	NA	NA	32.59	NA	NA	NA

S-7	05/04/1992	180	1.6	<0.5	1.5	3.0	NA	NA	NA	NA	NA	NA	NA	NA	NA	33.33	11.21	22.12	NA
S-7	08/10/1992	190	8.0	1.4	4.7	8.5	NA	NA	NA	NA	NA	NA	NA	NA	NA	33.33	12.28	21.05	NA
S-7	11/09/1992	280	16	4.0	7.8	21	NA	NA	NA	NA	NA	NA	NA	NA	NA	33.33	11.77	21.56	NA
S-7	02/23/1993	210	13	2.2	5.4	12	NA	NA	NA	NA	NA	NA	NA	NA	NA	33.33	8.86	24.47	NA
S-7	06/07/1993	90	1.2	2.5	1.0	<0.5	NA	NA	NA	NA	NA	NA	NA	NA	NA	33.33	10.58	22.75	NA
S-7	08/13/1993	140	4.0	0.8	<0.5	0.5	NA	NA	NA	NA	NA	NA	NA	NA	NA	33.33	11.34	21.99	NA
S-7	11/18/1993	440	43	4.9	0.9	4.2	NA	NA	NA	NA	NA	NA	NA	NA	NA	33.33	12.00	21.33	NA
S-7	02/10/1994	250a	<0.5	<0.5	1.8	<0.5	NA	NA	NA	NA	NA	NA	NA	NA	NA	33.33	9.88	23.45	NA
S-7	05/03/1994	130	<0.5	<0.5	<0.5	<0.5	NA	NA	NA	NA	NA	NA	NA	NA	NA	33.33	10.75	22.58	NA
S-7	08/01/1994	250	4.8	<0.5	<0.5	<0.5	NA	NA	NA	NA	NA	NA	NA	NA	NA	33.33	11.05	22.28	NA
S-7	11/08/1994	NA	NA	NA	NA	NA	NA	NA	NA	NA	NA	NA	NA	NA	NA	33.33	9.64	23.69	NA
S-7	02/03/1995	<50	<0.5	<0.5	<0.5	<0.5	NA	NA	NA	NA	NA	NA	NA	NA	NA	33.33	8.53	24.80	NA
S-7	08/02/1995	<50	<0.5	<0.5	<0.5	<0.5	NA	NA	NA	NA	NA	NA	NA	NA	NA	33.33	11.10	22.23	NA
S-7	02/02/1996	480	2.2	2.4	7.9	25	NA	NA	NA	NA	NA	NA	NA	NA	NA	33.33	8.58	24.75	NA
S-7	05/04/1996	NA	NA	NA	NA	NA	NA	NA	NA	NA	NA	NA	NA	NA	NA	33.33	10.41	22.92	NA
S-7	08/02/1996	300	20	2.2	3.8	7.9	21	11	NA	NA	NA	NA	NA	NA	NA	33.33	11.18	22.15	NA
S-7	10/02/1996	NA	NA	NA	NA	NA	NA	NA	NA	NA	NA	NA	NA	NA	NA	33.33	12.12	21.21	NA

WELL CONCENTRATIONS
Former Shell Service Station
2800 Telegraph Avenue
Oakland, CA

Well ID	Date	TPPH (ug/L)	B (ug/L)	T (ug/L)	E (ug/L)	X (ug/L)	MTBE 8020 (ug/L)	MTBE 8260 (ug/L)	DIPE (ug/L)	ETBE (ug/L)	TAME (ug/L)	TBA (ug/L)	1,2- DCA (ug/L)	EDB (ug/L)	Ethanol (ug/L)	TOC (MSL)	Depth to Water (ft.)	GW Elevation (MSL)	SPH Thickness (ft.)
---------	------	----------------	-------------	-------------	-------------	-------------	------------------------	------------------------	----------------	----------------	----------------	---------------	-----------------------	---------------	-------------------	--------------	----------------------------	--------------------------	---------------------------

S-7	01/08/1997	850	16	6.3	20	59	<25	NA	NA	NA	NA	NA	NA	NA	NA	33.33	8.23	25.10	NA
S-7	04/17/1997	NA	NA	NA	NA	NA	NA	NA	NA	NA	NA	NA	NA	NA	NA	33.33	10.75	22.58	NA
S-7	07/01/1997	120	2.4	<0.50	2.9	2.6	3.5	NA	NA	NA	NA	NA	NA	NA	NA	33.33	11.40	21.93	NA
S-7	10/07/1997	NA	NA	NA	NA	NA	NA	NA	NA	NA	NA	NA	NA	NA	NA	33.33	11.50	21.83	NA
S-7	04/19/1999	<50.0	<0.500	<0.500	<0.500	<0.500	<5.00	NA	NA	NA	NA	NA	NA	NA	NA	33.33	9.39	23.94	NA
S-7	07/09/1999	<50	<0.50	<0.50	<0.50	<0.50	<2.5	NA	NA	NA	NA	NA	NA	NA	NA	33.33	11.15	22.18	NA
S-7	10/06/1999	216	5.04	<0.500	2.23	4.82	<5.00	NA	NA	NA	NA	NA	NA	NA	NA	33.33	11.65	21.68	NA
S-7	NA	Well abandoned		NA	NA	NA	NA	NA	NA	NA	NA	NA	NA	NA	NA	NA	NA	NA	NA

S-7 (D)	08/02/1996	340	22	2.2	4.4	8.9	20	NA	NA	NA	NA	NA	NA	NA	NA	33.33	NA	NA	NA
S-7 (D)	01/08/1997	840	15	<5.0	21	63	25	NA	NA	NA	NA	NA	NA	NA	NA	33.33	NA	NA	NA
S-7 (D)	07/01/1997	120	2.4	<0.50	2.9	2.6	<2.5	NA	NA	NA	NA	NA	NA	NA	NA	33.33	NA	NA	NA

S-8	05/04/1992	1600	20	420	96	330	NA	NA	NA	NA	NA	NA	NA	NA	NA	31.97	10.29	21.68	NA
S-8	08/10/1992	1500	19	37	60	250	NA	NA	NA	NA	NA	NA	NA	NA	NA	31.97	11.12	20.85	NA
S-8	11/09/1992	710	5.7	24	28	120	NA	NA	NA	NA	NA	NA	NA	NA	NA	31.97	10.71	21.26	NA
S-8	02/23/1993	3800	40	54	68	260	NA	NA	NA	NA	NA	NA	NA	NA	NA	31.97	6.04	25.93	NA
S-8	06/07/1993	1200	13	19	65	150	NA	NA	NA	NA	NA	NA	NA	NA	NA	31.97	10.06	21.91	NA
S-8	08/13/1993	1300	21	23	49	250	NA	NA	NA	NA	NA	NA	NA	NA	NA	31.97	10.56	21.41	NA
S-8	11/18/1993	870	16	5.3	59	230	NA	NA	NA	NA	NA	NA	NA	NA	NA	31.97	10.90	21.07	NA
S-8	02/10/1994	2400	11	55	120	530	NA	NA	NA	NA	NA	NA	NA	NA	NA	31.97	9.53	22.44	NA
S-8	05/03/1994	3100	12	27	130	370	NA	NA	NA	NA	NA	NA	NA	NA	NA	31.97	10.06	21.91	NA
S-8	08/01/1994	1500	20	18	39	190	NA	NA	NA	NA	NA	NA	NA	NA	NA	31.97	10.32	21.65	NA
S-8	11/08/1994	2100	22	38	73	390	NA	NA	NA	NA	NA	NA	NA	NA	NA	31.97	9.25	22.72	NA
S-8	02/03/1995	4800	67	39	130	300	NA	NA	NA	NA	NA	NA	NA	NA	NA	31.97	8.99	22.98	NA
S-8	05/04/1995	2600	31	23	71	310	NA	NA	NA	NA	NA	NA	NA	NA	NA	31.97	9.22	22.75	NA
S-8	08/02/1995	1700	10	9.1	48	210	NA	NA	NA	NA	NA	NA	NA	NA	NA	31.97	10.36	21.61	NA
S-8	11/02/1995	1200	16	13	72	130	NA	NA	NA	NA	NA	NA	NA	NA	NA	31.97	10.72	21.25	NA

WELL CONCENTRATIONS
Former Shell Service Station
2800 Telegraph Avenue
Oakland, CA

Well ID	Date	TPPH (ug/L)	B (ug/L)	T (ug/L)	E (ug/L)	X (ug/L)	MTBE 8020 (ug/L)	MTBE 8260 (ug/L)	DIPE (ug/L)	ETBE (ug/L)	TAME (ug/L)	TBA (ug/L)	1,2- DCA (ug/L)	EDB (ug/L)	Ethanol (ug/L)	TOC (MSL)	Depth to Water (ft.)	GW Elevation (MSL)	SPH Thickness (ft.)
S-8	02/02/1996	7100	29	140	360	1300	NA	NA	NA	NA	NA	NA	NA	NA	NA	31.97	8.92	23.05	NA
S-8	05/04/1996	3500	13	27	110	400	<25	NA	NA	NA	NA	NA	NA	NA	NA	31.97	9.86	22.11	NA
S-8	08/02/1996	850	9.6	7.4	30	160	11	NA	NA	NA	NA	NA	NA	NA	NA	31.97	10.30	21.67	NA
S-8	10/02/1996	980	<5.0	11	13	92	<25	NA	NA	NA	NA	NA	NA	NA	NA	31.97	10.71	21.26	NA
S-8	01/08/1997	6400	88	48	190	500	<100	NA	NA	NA	NA	NA	NA	NA	NA	31.97	8.88	23.09	NA
S-8	04/17/1997	1700	23	7.4	34	50	74	NA	NA	NA	NA	NA	NA	NA	NA	31.97	10.00	21.97	NA
S-8	07/01/1997	140	2.8	<0.50	<0.50	0.58	<2.5	NA	NA	NA	NA	NA	NA	NA	NA	31.97	10.40	21.57	NA
S-8	10/07/1997	300	2.7	0.63	4.6	8.4	<2.5	NA	NA	NA	NA	NA	NA	NA	NA	31.97	10.50	21.47	NA
S-8	01/07/1998	110	1.2	<0.50	<0.50	1.6	<2.5	NA	NA	NA	NA	NA	NA	NA	NA	31.97	9.27	22.70	NA
S-8	04/02/1998	4500	140	77	140	380	<12	NA	NA	NA	NA	NA	NA	NA	NA	31.97	9.31	22.66	NA
S-8	07/02/1998	330	4.2	0.79	1.7	2.3	4.8	NA	NA	NA	NA	NA	NA	NA	NA	31.97	9.48	22.49	NA
S-8	10/01/1998	52	0.76	<0.50	<0.50	0.70	<2.5	NA	NA	NA	NA	NA	NA	NA	NA	31.97	10.08	21.89	NA
S-8	01/12/1999	<50.0	<0.500	<0.500	<0.500	<0.500	<2.00	NA	NA	NA	NA	NA	NA	NA	NA	31.97	10.50	21.47	NA
S-8	04/19/1999	3360	29.6	24.6	137	398	<100	NA	NA	NA	NA	NA	NA	NA	NA	31.97	9.45	22.52	NA
S-8	07/09/1999	<50	<0.50	<0.50	<0.50	<0.50	<2.5	NA	NA	NA	NA	NA	NA	NA	NA	31.97	10.25	21.72	NA
S-8	10/06/1999	<50.0	<0.500	<0.500	<0.500	<0.500	<5.00	NA	NA	NA	NA	NA	NA	NA	NA	31.97	10.70	21.27	NA
S-8	03/07/2000	16500	461	397	665	1240	229	NA	NA	NA	NA	NA	NA	NA	NA	31.97	8.45	23.52	NA
S-8	06/01/2000	317	4.05	0.943	0.595	1.08	29.9	NA	NA	NA	NA	NA	NA	NA	NA	31.97	10.03	21.94	NA
S-8	09/08/2000	330	2.14	1.45	7.21	16.5	39.9	<1.00b	NA	NA	NA	NA	NA	NA	NA	31.97	10.58	21.39	NA
S-8	11/29/2000	188	2.70	<0.500	2.43	1.44	7.27	<1.00b	NA	NA	NA	NA	NA	NA	NA	31.97	10.25	21.72	NA
S-8	03/09/2001	4110	80.1	23.0	90.6	95.0	70.4	NA	NA	NA	NA	NA	NA	NA	NA	31.97	8.99	22.98	NA
S-8	09/12/2001	NA	NA	NA	NA	NA	NA	<0.50	NA	NA	NA	NA	NA	NA	NA	31.97	10.67	21.30	NA
S-8	09/18/2003	NA	NA	NA	NA	NA	NA	NA	NA	NA	NA	NA	NA	NA	NA	31.89	10.02	21.87	NA
S-8	09/29/2003	Well inaccessible			NA	NA	NA	NA	NA	NA	NA	NA	NA	NA	NA	31.89	NA	NA	NA
S-8	10/03/2003	1700	<2.5	8.1	53	140	NA	<2.5	<10	<10	<10	<25	<2.5	<2.5	<250	31.89	9.99	21.90	NA
S-8	11/20/2003	7100	110	33	150	290	NA	2.8	<10	<10	<10	<25	<2.5	<2.5	<250	31.89	9.14	22.75	NA
S-8	02/04/2004	4400	41	8.6	37	120	NA	<2.5	<10	<10	<10	<25	<2.5	<2.5	<250	31.89	8.89	23.00	NA
S-8	04/21/2004	3300	11	4.0	39	150	NA	<2.5	NA	NA	NA	NA	NA	NA	NA	31.89	9.33	22.56	NA

WELL CONCENTRATIONS
Former Shell Service Station
2800 Telegraph Avenue
Oakland, CA

Well ID	Date	TPPH (ug/L)	B (ug/L)	T (ug/L)	E (ug/L)	X (ug/L)	MTBE 8020 (ug/L)	MTBE 8260 (ug/L)	DIPE (ug/L)	ETBE (ug/L)	TAME (ug/L)	TBA (ug/L)	1,2- DCA (ug/L)	EDB (ug/L)	Ethanol (ug/L)	TOC (MSL)	Depth to Water (ft.)	GW Elevation (MSL)	SPH Thickness (ft.)
---------	------	----------------	-------------	-------------	-------------	-------------	------------------------	------------------------	----------------	----------------	----------------	---------------	-----------------------	---------------	-------------------	--------------	----------------------------	--------------------------	---------------------------

S-8	08/12/2004	1300	<2.5	<2.5	18	76	NA	<2.5	NA	NA	NA	NA	NA	NA	NA	31.89	10.06	21.83	NA
S-8	11/17/2004	1900	<1.0	4.5	17	79	NA	<1.0	NA	NA	NA	NA	NA	NA	NA	31.89	9.62	22.27	NA
S-8	02/08/2005	3700	45	5.4	21	39	NA	<2.5	NA	NA	NA	NA	NA	NA	NA	31.89	9.03	22.86	NA
S-8	05/13/2005	3000	8.8	5.7	3.0	20	NA	<2.5	NA	NA	NA	NA	NA	NA	NA	31.89	8.58	23.31	NA
S-8	08/17/2005	2300	<1.0	2.3	6.5	41	NA	<1.0	NA	NA	NA	NA	NA	NA	NA	31.89	9.64	22.25	NA
S-8	03/17/2006	10000	84.0	14.9	65.1	95.8	NA	<0.500	NA	NA	NA	NA	NA	NA	NA	31.89	8.38	23.51	NA
S-8	07/06/2006	2910	3.46	0.560	9.12	47.1	NA	NA	NA	NA	NA	NA	NA	NA	NA	31.89	9.22	22.67	NA
S-8	09/25/2006	1100	0.64	1.3	5.9	15	NA	<1.0	<1.0	<1.0	<1.0	<10	NA	NA	NA	31.89	9.80	22.09	NA
S-8	11/30/2006	1100	0.54	1.4	7.2	13	NA	NA	NA	NA	NA	NA	NA	NA	NA	31.89	9.70	22.19	NA
S-8	03/21/2007	Well inaccessible		NA	NA	NA	NA	NA	NA	NA	NA	NA	NA	NA	NA	31.89	NA	NA	NA
S-8	06/28/2007	1500 d	0.30 e	0.76 e	1.7	6.81 e	NA	NA	NA	NA	NA	NA	NA	NA	NA	31.89	9.52	22.37	NA
S-8	09/17/2007	620 d	<0.50	0.60 e	3.4	6.03 e	NA	<1.0	<2.0	<2.0	<2.0	<10	NA	NA	NA	31.89	10.16	21.73	NA

S-8 (D)	02/10/1994	2400	11	46	100	440	NA	NA	NA	NA	NA	NA	NA	NA	NA	31.97	NA	NA	NA
S-8 (D)	05/03/1994	3000	21	25	120	340	NA	NA	NA	NA	NA	NA	NA	NA	NA	31.97	NA	NA	NA
S-8 (D)	11/08/1994	2100	20	31	75	390	NA	NA	NA	NA	NA	NA	NA	NA	NA	31.97	NA	NA	NA
S-8 (D)	02/03/1995	3700	53	30	100	240	NA	NA	NA	NA	NA	NA	NA	NA	NA	31.97	NA	NA	NA
S-8 (D)	05/04/1995	3300	38	26	89	390	NA	NA	NA	NA	NA	NA	NA	NA	NA	31.97	NA	NA	NA
S-8 (D)	08/02/1995	1200	15	13	70	120	NA	NA	NA	NA	NA	NA	NA	NA	NA	31.97	NA	NA	NA
S-8 (D)	02/02/1996	7800	33	160	400	1500	NA	NA	NA	NA	NA	NA	NA	NA	NA	31.97	NA	NA	NA
S-8 (D)	05/04/1996	5100	19	37	190	690	<25	NA	NA	NA	NA	NA	NA	NA	NA	31.97	NA	NA	NA
S-8 (D)	10/02/1996	1300	<5.0	10	28	180	<25	NA	NA	NA	NA	NA	NA	NA	NA	31.97	NA	NA	NA
S-8 (D)	04/17/1997	1600	25	7.4	30	43	34	NA	NA	NA	NA	NA	NA	NA	NA	31.97	NA	NA	NA
S-8 (D)	01/07/1998	150	1.8	0.6	<0.50	2.2	<2.5	NA	NA	NA	NA	NA	NA	NA	NA	31.97	NA	NA	NA
S-8 (D)	07/02/1998	360	4.3	0.89	1.7	2.3	5.7	NA	NA	NA	NA	NA	NA	NA	NA	31.97	NA	NA	NA

S-9	05/04/1992	<50	<0.5	<0.5	<0.5	<0.5	NA	NA	NA	NA	NA	NA	NA	NA	NA	31.86	10.45	21.41	NA
S-9	08/10/1992	<50	<0.5	<0.5	<0.5	<0.5	NA	NA	NA	NA	NA	NA	NA	NA	NA	31.86	11.52	20.34	NA

WELL CONCENTRATIONS
Former Shell Service Station
2800 Telegraph Avenue
Oakland, CA

Well ID	Date	TPPH (ug/L)	B (ug/L)	T (ug/L)	E (ug/L)	X (ug/L)	MTBE 8020 (ug/L)	MTBE 8260 (ug/L)	DIPE (ug/L)	ETBE (ug/L)	TAME (ug/L)	TBA (ug/L)	1,2- DCA (ug/L)	EDB (ug/L)	Ethanol (ug/L)	TOC (MSL)	Depth to Water (ft.)	GW Elevation (MSL)	SPH Thickness (ft.)
---------	------	----------------	-------------	-------------	-------------	-------------	------------------------	------------------------	----------------	----------------	----------------	---------------	-----------------------	---------------	-------------------	--------------	----------------------------	--------------------------	---------------------------

S-9	11/09/1992	<50	<0.5	<0.5	<0.5	0.7	NA	NA	NA	NA	NA	NA	NA	NA	NA	31.86	11.02	20.84	NA
S-9	02/23/1993	<50	<0.5	<0.5	<0.5	<0.5	NA	NA	NA	NA	NA	NA	NA	NA	NA	31.86	8.00	23.86	NA
S-9	06/07/1993	<50	<0.5	<0.5	<0.5	<0.5	NA	NA	NA	NA	NA	NA	NA	NA	NA	31.86	10.07	21.79	NA
S-9	08/13/1993	140	<0.5	<0.5	<0.5	<0.5	NA	NA	NA	NA	NA	NA	NA	NA	NA	31.86	10.92	20.94	NA
S-9	11/18/1993	170	<0.5	<0.5	<0.5	<0.5	NA	NA	NA	NA	NA	NA	NA	NA	NA	31.86	11.19	20.67	NA
S-9	02/10/1994	140	<0.5	<0.5	<0.5	<0.5	NA	NA	NA	NA	NA	NA	NA	NA	NA	31.86	9.16	22.70	NA
S-9	05/03/1994	<50	<0.5	<0.5	<0.5	<0.5	NA	NA	NA	NA	NA	NA	NA	NA	NA	31.86	10.03	21.83	NA
S-9	08/01/1994	<50	<0.5	<0.5	<0.5	<0.5	NA	NA	NA	NA	NA	NA	NA	NA	NA	31.86	10.52	21.34	NA
S-9	11/08/1994	NA	NA	NA	NA	NA	NA	NA	NA	NA	NA	NA	NA	NA	NA	31.86	9.08	22.78	NA
S-9	02/03/1995	NA	NA	NA	NA	NA	NA	NA	NA	NA	NA	NA	NA	NA	NA	31.86	8.37	23.49	NA
S-9	08/02/1995	<50	<0.5	<0.5	<0.5	<0.5	NA	NA	NA	NA	NA	NA	NA	NA	NA	31.86	9.35	22.51	NA
S-9	02/02/1996	NA	NA	NA	NA	NA	NA	NA	NA	NA	NA	NA	NA	NA	NA	31.86	7.53	24.33	NA
S-9	05/04/1996	NA	NA	NA	NA	NA	NA	NA	NA	NA	NA	NA	NA	NA	NA	31.86	9.60	22.26	NA
S-9	08/02/1996	<50	<0.50	<0.50	<0.50	<0.50	12	NA	NA	NA	NA	NA	NA	NA	NA	31.86	10.46	21.40	NA
S-9	10/02/1996	NA	NA	NA	NA	NA	NA	NA	NA	NA	NA	NA	NA	NA	NA	31.86	10.66	21.20	NA
S-9	01/08/1997	NA	NA	NA	NA	NA	NA	NA	NA	NA	NA	NA	NA	NA	NA	31.86	7.20	24.66	NA
S-9	04/17/1997	NA	NA	NA	NA	NA	NA	NA	NA	NA	NA	NA	NA	NA	NA	31.86	9.96	21.90	NA
S-9	07/01/1997	<50	<0.50	<0.50	<0.50	<0.50	3.9	NA	NA	NA	NA	NA	NA	NA	NA	31.86	10.64	21.22	NA
S-9	10/07/1997	NA	NA	NA	NA	NA	NA	NA	NA	NA	NA	NA	NA	NA	NA	31.86	10.63	21.23	NA
S-9	04/19/1999	<50.0	<0.500	<0.500	<0.500	<0.500	<5.00	NA	NA	NA	NA	NA	NA	NA	NA	31.86	8.69	23.17	NA
S-9	07/09/1999	<50	<0.50	<0.50	<0.50	<0.50	<2.5	NA	NA	NA	NA	NA	NA	NA	NA	31.86	10.45	21.41	NA
S-9	10/06/1999	<50.0	<0.500	<0.500	<0.500	<0.500	<5.00	NA	NA	NA	NA	NA	NA	NA	NA	31.86	10.90	20.96	NA
S-9	NA	Well abandoned		NA	NA	NA	NA	NA	NA	NA	NA	NA	NA	NA	NA	NA	NA	NA	NA

S-10	05/04/1992	<50	<0.5	<0.5	<0.5	<0.5	NA	NA	NA	NA	NA	NA	NA	NA	NA	32.95	8.54	24.41	NA
S-10	08/10/1992	<50	<0.5	<0.5	<0.5	<0.5	NA	NA	NA	NA	NA	NA	NA	NA	NA	32.95	10.43	22.52	NA
S-10	11/09/1992	<50	<0.5	<0.5	<0.5	<0.5	NA	NA	NA	NA	NA	NA	NA	NA	NA	32.95	9.14	23.81	NA
S-10	02/23/1993	<50	<0.5	<0.5	<0.5	<0.5	NA	NA	NA	NA	NA	NA	NA	NA	NA	32.95	6.72	26.23	NA

WELL CONCENTRATIONS
Former Shell Service Station
2800 Telegraph Avenue
Oakland, CA

Well ID	Date	TPPH (ug/L)	B (ug/L)	T (ug/L)	E (ug/L)	X (ug/L)	MTBE 8020 (ug/L)	MTBE 8260 (ug/L)	DIPE (ug/L)	ETBE (ug/L)	TAME (ug/L)	TBA (ug/L)	1,2- DCA (ug/L)	EDB (ug/L)	Ethanol (ug/L)	TOC (MSL)	Depth to Water (ft.)	GW Elevation (MSL)	SPH Thickness (ft.)
S-10	06/07/1993	<50	<0.5	<0.5	<0.5	<0.5	NA	NA	NA	NA	NA	NA	NA	NA	NA	32.95	8.08	24.87	NA
S-10	08/13/1993	<50	<0.5	<0.5	<0.5	<0.5	NA	NA	NA	NA	NA	NA	NA	NA	NA	32.95	8.83	24.12	NA
S-10	11/18/1993	<50	<0.5	<0.5	<0.5	<0.5	NA	NA	NA	NA	NA	NA	NA	NA	NA	32.95	9.46	23.49	NA
S-10	02/10/1994	<50	<0.5	<0.5	<0.5	<0.5	NA	NA	NA	NA	NA	NA	NA	NA	NA	32.95	7.41	25.54	NA
S-10	05/03/1994	<50	<0.5	<0.5	<0.5	<0.5	NA	NA	NA	NA	NA	NA	NA	NA	NA	32.95	8.16	24.79	NA
S-10	08/01/1994	<50	<0.5	<0.5	<0.5	<0.5	NA	NA	NA	NA	NA	NA	NA	NA	NA	32.95	8.29	24.66	NA
S-10	11/08/1994	NA	NA	NA	NA	NA	NA	NA	NA	NA	NA	NA	NA	NA	NA	32.95	7.02	25.93	NA
S-10	02/03/1995	NA	NA	NA	NA	NA	NA	NA	NA	NA	NA	NA	NA	NA	NA	32.95	6.79	26.16	NA
S-10	08/02/1995	<50	<0.5	<0.5	<0.5	<0.5	NA	NA	NA	NA	NA	NA	NA	NA	NA	32.95	8.30	24.65	NA
S-10	02/02/1996	NA	NA	NA	NA	NA	NA	NA	NA	NA	NA	NA	NA	NA	NA	32.95	6.49	26.46	NA
S-10	05/04/1996	NA	NA	NA	NA	NA	NA	NA	NA	NA	NA	NA	NA	NA	NA	32.95	7.55	25.40	NA
S-10	08/02/1996	<50	<0.50	<0.50	<0.50	<0.50	<2.5	NA	NA	NA	NA	NA	NA	NA	NA	32.95	9.25	23.70	NA
S-10	10/02/1996	NA	NA	NA	NA	NA	NA	NA	NA	NA	NA	NA	NA	NA	NA	32.95	10.54	22.41	NA
S-10	01/08/1997	NA	NA	NA	NA	NA	NA	NA	NA	NA	NA	NA	NA	NA	NA	32.95	6.47	26.48	NA
S-10	04/17/1997	NA	NA	NA	NA	NA	NA	NA	NA	NA	NA	NA	NA	NA	NA	32.95	7.78	25.17	NA
S-10	07/01/1997	<50	<0.50	<0.50	<0.50	<0.50	<2.5	NA	NA	NA	NA	NA	NA	NA	NA	32.95	8.83	24.12	NA
S-10	10/07/1997	NA	NA	NA	NA	NA	NA	NA	NA	NA	NA	NA	NA	NA	NA	32.95	8.89	24.06	NA
S-10	01/07/1998	NA	NA	NA	NA	NA	NA	NA	NA	NA	NA	NA	NA	NA	NA	32.95	6.97	25.98	NA
S-10	04/02/1998	NA	NA	NA	NA	NA	NA	NA	NA	NA	NA	NA	NA	NA	NA	32.95	6.96	25.99	NA
S-10	07/02/1998	<50	<0.50	<0.50	<0.50	<0.50	<2.5	NA	NA	NA	NA	NA	NA	NA	NA	32.95	10.41	22.54	NA
S-10	10/01/1998	NA	NA	NA	NA	NA	NA	NA	NA	NA	NA	NA	NA	NA	NA	32.95	11.03	21.92	NA
S-10	01/12/1999	NA	NA	NA	NA	NA	NA	NA	NA	NA	NA	NA	NA	NA	NA	32.95	10.33	22.62	NA
S-10	04/19/1999	NA	NA	NA	NA	NA	NA	NA	NA	NA	NA	NA	NA	NA	NA	32.95	9.72	23.23	NA
S-10	07/09/1999	<50	<0.50	<0.50	<0.50	<0.50	<2.5	NA	NA	NA	NA	NA	NA	NA	NA	32.95	8.98	23.97	NA
S-10	10/06/1999	NA	NA	NA	NA	NA	NA	NA	NA	NA	NA	NA	NA	NA	NA	32.95	9.15	23.80	NA
S-10	03/07/2000	NA	NA	NA	NA	NA	NA	NA	NA	NA	NA	NA	NA	NA	NA	32.95	6.01	26.94	NA
S-10	06/01/2000	NA	NA	NA	NA	NA	NA	NA	NA	NA	NA	NA	NA	NA	NA	32.95	8.13	24.82	NA
S-10	09/08/2000	<50.0	<0.500	<0.500	<0.500	<0.500	<2.50	NA	NA	NA	NA	NA	NA	NA	NA	32.95	9.10	23.85	NA

WELL CONCENTRATIONS
Former Shell Service Station
2800 Telegraph Avenue
Oakland, CA

Well ID	Date	TPPH (ug/L)	B (ug/L)	T (ug/L)	E (ug/L)	X (ug/L)	MTBE 8020 (ug/L)	MTBE 8260 (ug/L)	DIPE (ug/L)	ETBE (ug/L)	TAME (ug/L)	TBA (ug/L)	1,2- DCA (ug/L)	EDB (ug/L)	Ethanol (ug/L)	TOC (MSL)	Depth to Water (ft.)	GW Elevation (MSL)	SPH Thickness (ft.)
---------	------	----------------	-------------	-------------	-------------	-------------	------------------------	------------------------	----------------	----------------	----------------	---------------	-----------------------	---------------	-------------------	--------------	----------------------------	--------------------------	---------------------------

S-10	11/29/2000	NA	NA	NA	NA	NA	NA	NA	NA	NA	NA	NA	NA	NA	NA	32.95	9.32	23.63	NA
S-10	03/09/2001	<50.0	<0.500	<0.500	<0.500	<0.500	<2.50	NA	NA	NA	NA	NA	NA	NA	NA	32.95	6.54	26.41	NA
S-10	09/18/2003	NA	NA	NA	NA	NA	NA	NA	NA	NA	NA	NA	NA	NA	NA	32.93	9.13	23.80	NA
S-10	09/29/2003	<50	<0.50	<0.50	<0.50	<1.0	NA	<0.50	<2.0	<2.0	<2.0	<5.0	<0.50	<0.50	<50	32.93	9.26	23.67	NA
S-10	11/20/2003	<50	<0.50	<0.50	<0.50	<1.0	NA	<0.50	<2.0	<2.0	<2.0	<5.0	<0.50	<0.50	<50	32.93	7.15	25.78	NA
S-10	02/04/2004	<50	<0.50	<0.50	<0.50	<1.0	NA	<0.50	<2.0	<2.0	<2.0	<5.0	<0.50	<0.50	<50	32.93	6.80	26.13	NA
S-10	04/21/2004	<50	<0.50	<0.50	<0.50	<1.0	NA	<0.50	NA	NA	NA	NA	NA	NA	NA	32.93	7.71	25.22	NA
S-10	08/12/2004	<50	<0.50	<0.50	<0.50	<1.0	NA	<0.50	NA	NA	NA	NA	NA	NA	NA	32.93	9.26	23.67	NA
S-10	11/17/2004	<50	<0.50	<0.50	<0.50	<1.0	NA	<0.50	NA	NA	NA	NA	NA	NA	NA	32.93	7.44	25.49	NA
S-10	02/08/2005	<50	<0.50	<0.50	<0.50	<1.0	NA	<0.50	NA	NA	NA	NA	NA	NA	NA	32.93	6.94	25.99	NA
S-10	05/13/2005	<50	<0.50	<0.50	<0.50	<1.0	NA	<0.50	NA	NA	NA	NA	NA	NA	NA	32.93	6.41	26.52	NA

S-11	05/04/1992	1500	55	32	57	190	NA	NA	NA	NA	NA	NA	NA	NA	NA	30.78	9.99	20.79	NA
S-11	08/10/1992	750	29	13	43	120	NA	NA	NA	NA	NA	NA	NA	NA	NA	30.78	10.92	19.86	NA
S-11	11/09/1992	4100	32	62	120	1100	NA	NA	NA	NA	NA	NA	NA	NA	NA	30.78	10.44	20.34	NA
S-11	02/23/1993	760	15	13	37	140	NA	NA	NA	NA	NA	NA	NA	NA	NA	30.78	7.30	23.48	NA
S-11	06/07/1993	1700	40	16	100	360	NA	NA	NA	NA	NA	NA	NA	NA	NA	30.78	9.51	21.27	NA
S-11	08/13/1993	60	0.9	<0.5	0.8	1.2	NA	NA	NA	NA	NA	NA	NA	NA	NA	30.78	10.39	20.39	NA
S-11	11/18/1993	150	7.8	1.0	9.0	12	NA	NA	NA	NA	NA	NA	NA	NA	NA	30.78	10.64	20.14	NA
S-11	02/10/1994	4400	53	19	160	390	NA	NA	NA	NA	NA	NA	NA	NA	NA	30.78	8.50	22.28	NA
S-11	05/03/1994	65	1.5	<0.5	0.53	0.59	NA	NA	NA	NA	NA	NA	NA	NA	NA	30.78	9.42	21.36	NA
S-11	08/01/1994	240	18	6.7	6.9	18	NA	NA	NA	NA	NA	NA	NA	NA	NA	30.78	10.12	20.66	NA
S-11	11/08/1994	490	14	5.2	15	47	NA	NA	NA	NA	NA	NA	NA	NA	NA	30.78	8.84	21.94	NA
S-11	02/03/1995	380	4.1	0.9	1.4	5.1	NA	NA	NA	NA	NA	NA	NA	NA	NA	30.78	7.12	23.66	NA
S-11	05/04/1995	110	1.3	<0.5	1.1	1.8	NA	NA	NA	NA	NA	NA	NA	NA	NA	30.78	7.96	22.82	NA
S-11	08/02/1995	230	22	11	13	35	NA	NA	NA	NA	NA	NA	NA	NA	NA	30.78	9.88	20.90	NA
S-11	11/02/1995	200	26	10	10	30	NA	NA	NA	NA	NA	NA	NA	NA	NA	30.78	10.10	20.68	NA
S-11	02/02/1996	110	2.9	1.0	2.6	6.5	NA	NA	NA	NA	NA	NA	NA	NA	NA	30.78	7.33	23.45	NA

WELL CONCENTRATIONS
Former Shell Service Station
2800 Telegraph Avenue
Oakland, CA

Well ID	Date	TPPH (ug/L)	B (ug/L)	T (ug/L)	E (ug/L)	X (ug/L)	MTBE 8020 (ug/L)	MTBE 8260 (ug/L)	DIPE (ug/L)	ETBE (ug/L)	TAME (ug/L)	TBA (ug/L)	1,2- DCA (ug/L)	EDB (ug/L)	Ethanol (ug/L)	TOC (MSL)	Depth to Water (ft.)	GW Elevation (MSL)	SPH Thickness (ft.)
---------	------	----------------	-------------	-------------	-------------	-------------	------------------------	------------------------	----------------	----------------	----------------	---------------	-----------------------	---------------	-------------------	--------------	----------------------------	--------------------------	---------------------------

S-11	05/04/1996	<50	0.70	0.54	0.82	2.6	7.5	NA	NA	NA	NA	NA	NA	NA	NA	30.78	8.62	22.16	NA
S-11	08/02/1996	200	11	4.6	12	38	10	NA	NA	NA	NA	NA	NA	NA	NA	30.78	9.85	20.93	NA
S-11	10/02/1996	290	20	6.2	16	48	8.4	NA	NA	NA	NA	NA	NA	NA	NA	30.78	11.00	19.78	NA
S-11	01/08/1997	56	2.0	<0.50	1.0	5.8	5.2	NA	NA	NA	NA	NA	NA	NA	NA	30.78	6.20	24.58	NA
S-11	04/17/1997	<50	0.88	<0.50	<0.50	<0.50	3.2	NA	NA	NA	NA	NA	NA	NA	NA	30.78	8.81	21.97	NA
S-11	07/01/1997	610	50	5.9	24	110	3.1	NA	NA	NA	NA	NA	NA	NA	NA	30.78	10.47	20.31	NA
S-11	10/07/1997	440	43	3.0	13	110	4.9	NA	NA	NA	NA	NA	NA	NA	NA	30.78	10.32	20.46	NA
S-11	04/19/1999	<50.0	0.530	<0.500	<0.500	5.22	<5.00	NA	NA	NA	NA	NA	NA	NA	NA	30.78	8.31	22.47	NA
S-11	07/09/1999	53	2.3	<0.50	<0.50	8.5	<2.5	NA	NA	NA	NA	NA	NA	NA	NA	30.78	9.19	21.59	NA
S-11	10/06/1999	1210	39.1	<10.0	26.4	139	<100	NA	NA	NA	NA	NA	NA	NA	NA	30.78	10.25	20.53	NA
S-11	NA	Well Abandoned		NA	NA	NA	NA	NA	NA	NA	NA	NA	NA	NA	NA	NA	NA	NA	NA

S-11 (D)	06/07/1993	1600	51	16	83	300	NA	NA	NA	NA	NA	NA	NA	NA	NA	30.78	NA	NA	NA
S-11 (D)	08/13/1993	70	2.1	<0.5	0.9	2.1	NA	NA	NA	NA	NA	NA	NA	NA	NA	30.78	NA	NA	NA
S-11 (D)	10/07/1997	360	39	2.0	7.2	74	4.9	NA	NA	NA	NA	NA	NA	NA	NA	30.78	NA	NA	NA

SR-1	05/04/1992	NA	NA	NA	NA	NA	NA	NA	NA	NA	NA	NA	NA	NA	NA	NA	9.02	NA	NA
SR-1	08/10/1992	NA	NA	NA	NA	NA	NA	NA	NA	NA	NA	NA	NA	NA	NA	NA	10.29	NA	NA
SR-1	11/09/1992	NA	NA	NA	NA	NA	NA	NA	NA	NA	NA	NA	NA	NA	NA	NA	10.92	NA	NA
SR-1	02/22/1993	NA	NA	NA	NA	NA	NA	NA	NA	NA	NA	NA	NA	NA	NA	NA	6.64	NA	NA
SR-1	06/07/1993	NA	NA	NA	NA	NA	NA	NA	NA	NA	NA	NA	NA	NA	NA	NA	7.36	NA	NA
SR-1	08/13/1993	NA	NA	NA	NA	NA	NA	NA	NA	NA	NA	NA	NA	NA	NA	NA	7.96	NA	NA
SR-1	11/18/1993	<50	<0.5	<0.5	<0.5	<0.5	NA	NA	NA	NA	NA	NA	NA	NA	NA	NA	10.02	NA	NA
SR-1	02/10/1994	NA	NA	NA	NA	NA	NA	NA	NA	NA	NA	NA	NA	NA	NA	NA	NA	NA	NA
SR-1	05/03/1994	NA	NA	NA	NA	NA	NA	NA	NA	NA	NA	NA	NA	NA	NA	NA	8.28	NA	NA
SR-1	08/01/1994	NA	NA	NA	NA	NA	NA	NA	NA	NA	NA	NA	NA	NA	NA	NA	7.98	NA	NA
SR-1	11/08/1994	NA	NA	NA	NA	NA	NA	NA	NA	NA	NA	NA	NA	NA	NA	NA	7.75	NA	NA
SR-1	02/03/1995	NA	NA	NA	NA	NA	NA	NA	NA	NA	NA	NA	NA	NA	NA	NA	7.20	NA	NA

WELL CONCENTRATIONS
Former Shell Service Station
2800 Telegraph Avenue
Oakland, CA

Well ID	Date	TPPH (ug/L)	B (ug/L)	T (ug/L)	E (ug/L)	X (ug/L)	MTBE 8020 (ug/L)	MTBE 8260 (ug/L)	DIPE (ug/L)	ETBE (ug/L)	TAME (ug/L)	TBA (ug/L)	1,2- DCA (ug/L)	EDB (ug/L)	Ethanol (ug/L)	TOC (MSL)	Depth to Water (ft.)	GW Elevation (MSL)	SPH Thickness (ft.)
SR-1	05/04/1995	NA	NA	NA	NA	NA	NA	NA	NA	NA	NA	NA	NA	NA	NA	NA	4.10	NA	NA
SR-1	08/02/1995	NA	NA	NA	NA	NA	NA	NA	NA	NA	NA	NA	NA	NA	NA	NA	5.31	NA	NA
SR-1	11/02/1995	NA	NA	NA	NA	NA	NA	NA	NA	NA	NA	NA	NA	NA	NA	NA	10.62	NA	NA
SR-1	02/02/1996	90	6.1	6.7	2.8	8.5	NA	NA	NA	NA	NA	NA	NA	NA	NA	NA	7.30	NA	NA
SR-1	05/04/1996	NA	NA	NA	NA	NA	NA	NA	NA	NA	NA	NA	NA	NA	NA	NA	8.10	NA	NA
SR-1	08/02/1996	NA	NA	NA	NA	NA	NA	NA	NA	NA	NA	NA	NA	NA	NA	NA	8.10	NA	NA
SR-1	10/02/1996	NA	NA	NA	NA	NA	NA	NA	NA	NA	NA	NA	NA	NA	NA	NA	9.25	NA	NA
SR-1	01/08/1997	NA	NA	NA	NA	NA	NA	NA	NA	NA	NA	NA	NA	NA	NA	NA	7.18	NA	NA
SR-1	04/17/1997	NA	NA	NA	NA	NA	NA	NA	NA	NA	NA	NA	NA	NA	NA	NA	6.01	NA	NA
SR-1	07/01/1997	NA	NA	NA	NA	NA	NA	NA	NA	NA	NA	NA	NA	NA	NA	NA	8.36	NA	NA
SR-1	10/07/1997	NA	NA	NA	NA	NA	NA	NA	NA	NA	NA	NA	NA	NA	NA	NA	9.22	NA	NA
SR-1	01/07/1998	NA	NA	NA	NA	NA	NA	NA	NA	NA	NA	NA	NA	NA	NA	NA	7.45	NA	NA
SR-1	04/02/1998	NA	NA	NA	NA	NA	NA	NA	NA	NA	NA	NA	NA	NA	NA	NA	7.43	NA	NA
SR-1	07/02/1998	NA	NA	NA	NA	NA	NA	NA	NA	NA	NA	NA	NA	NA	NA	NA	9.87	NA	NA
SR-1	10/01/1998	NA	NA	NA	NA	NA	NA	NA	NA	NA	NA	NA	NA	NA	NA	NA	10.42	NA	NA
SR-1	01/12/1999	NA	NA	NA	NA	NA	NA	NA	NA	NA	NA	NA	NA	NA	NA	NA	10.24	NA	NA
SR-1	04/19/1999	NA	NA	NA	NA	NA	NA	NA	NA	NA	NA	NA	NA	NA	NA	NA	9.64	NA	NA
SR-1	07/09/1999	NA	NA	NA	NA	NA	NA	NA	NA	NA	NA	NA	NA	NA	NA	NA	8.40	NA	NA
SR-1	10/06/1999	NA	NA	NA	NA	NA	NA	NA	NA	NA	NA	NA	NA	NA	NA	NA	9.30	NA	NA
SR-1	03/07/2000	NA	NA	NA	NA	NA	NA	NA	NA	NA	NA	NA	NA	NA	NA	NA	5.25	NA	NA
SR-1	06/01/2000	NA	NA	NA	NA	NA	NA	NA	NA	NA	NA	NA	NA	NA	NA	NA	8.59	NA	NA
SR-1	09/08/2000	NA	NA	NA	NA	NA	NA	NA	NA	NA	NA	NA	NA	NA	NA	NA	9.22	NA	NA
SR-1	11/29/2000	NA	NA	NA	NA	NA	NA	NA	NA	NA	NA	NA	NA	NA	NA	NA	9.65	NA	NA
SR-1	03/09/2001	<50.0	<0.500	<0.500	<0.500	<0.500	<2.50	NA	NA	NA	NA	NA	NA	NA	NA	NA	6.78	NA	NA
SR-1	09/12/2001	NA	NA	NA	NA	NA	NA	<0.50	NA	NA	NA	NA	NA	NA	NA	NA	9.23	NA	NA
SR-1	09/18/2003	NA	NA	NA	NA	NA	NA	NA	NA	NA	NA	NA	NA	NA	NA	32.59	8.02	24.57	NA
SR-1	09/29/2003	<50	<0.50	<0.50	<0.50	<1.0	NA	<0.50	<2.0	<2.0	<2.0	<5.0	<0.50	<0.50	<50	32.59	8.35	24.24	NA
SR-1	11/20/2003	<50	<0.50	<0.50	<0.50	<1.0	NA	<0.50	<2.0	<2.0	<2.0	<5.0	<0.50	<0.50	<50	32.59	6.85	25.74	NA

WELL CONCENTRATIONS
Former Shell Service Station
2800 Telegraph Avenue
Oakland, CA

Well ID	Date	TPPH (ug/L)	B (ug/L)	T (ug/L)	E (ug/L)	X (ug/L)	MTBE 8020 (ug/L)	MTBE 8260 (ug/L)	DIPE (ug/L)	ETBE (ug/L)	TAME (ug/L)	TBA (ug/L)	1,2- DCA (ug/L)	EDB (ug/L)	Ethanol (ug/L)	TOC (MSL)	Depth to Water (ft.)	GW Elevation (MSL)	SPH Thickness (ft.)
SR-1	02/04/2004	<50	<0.50	<0.50	<0.50	<1.0	NA	<0.50	<2.0	<2.0	<2.0	<5.0	<0.50	<0.50	<50	32.59	6.58	26.01	NA
SR-1	04/21/2004	<50	<0.50	<0.50	<0.50	<1.0	NA	<0.50	NA	NA	NA	NA	NA	NA	NA	32.59	6.96	25.63	NA
SR-1	08/12/2004	<50	<0.50	<0.50	<0.50	<1.0	NA	<0.50	NA	NA	NA	NA	NA	NA	NA	32.59	8.42	24.17	NA
SR-1	11/17/2004	<50 c	<0.50	<0.50	<0.50	<1.0	NA	<0.50	NA	NA	NA	NA	NA	NA	NA	32.59	7.30	25.29	NA
SR-1	02/08/2005	<50	<0.50	<0.50	<0.50	<1.0	NA	<0.50	NA	NA	NA	NA	NA	NA	NA	32.59	6.44	26.15	NA
SR-1	05/13/2005	<50	<0.50	<0.50	<0.50	<1.0	NA	<0.50	NA	NA	NA	NA	NA	NA	NA	32.59	6.33	26.26	NA
SR-1 (D)	11/18/1993	<50	<0.5	<0.5	<0.5	<0.5	NA	NA	NA	NA	NA	NA	NA	NA	NA	NA	NA	NA	NA

WELL CONCENTRATIONS
Former Shell Service Station
2800 Telegraph Avenue
Oakland, CA

Well ID	Date	TPPH (ug/L)	B (ug/L)	T (ug/L)	E (ug/L)	X (ug/L)	MTBE 8020 (ug/L)	MTBE 8260 (ug/L)	DIPE (ug/L)	ETBE (ug/L)	TAME (ug/L)	TBA (ug/L)	1,2- DCA (ug/L)	EDB (ug/L)	Ethanol (ug/L)	TOC (MSL)	Depth to Water (ft.)	GW Elevation (MSL)	SPH Thickness (ft.)
---------	------	----------------	-------------	-------------	-------------	-------------	------------------------	------------------------	----------------	----------------	----------------	---------------	-----------------------	---------------	-------------------	--------------	----------------------------	--------------------------	---------------------------

Abbreviations:

TPPH = Total petroleum hydrocarbons as gasoline by EPA Method 8260B; prior to September 29, 2003, analyzed by EPA Method 8015.

BTEX = Benzene, toluene, ethylbenzene, xylenes by EPA Method 8260B; prior to September 29, 2003, analyzed by EPA Method 8020.

MTBE = Methyl tertiary butyl ether

DIPE = Di-isopropyl ether, analyzed by EPA Method 8260

ETBE = Ethyl tertiary butyl ether, analyzed by EPA Method 8260

TAME = Tertiary amyl methyl ether, analyzed by EPA Method 8260

TBA = Tertiary butyl alcohol, analyzed by EPA Method 8260

1,2-DCA = 1,2-dichloroethane, analyzed by EPA Method 8260

EDB = 1,2-dibromomethane or ethylene dibromide, analyzed by EPA Method 8260

TOC = Top of Casing Elevation

TOB = Top of Wellbox Elevation

SPH = Separate-Phase Hydrocarbons

GW = Groundwater

ug/L = parts per billion

MSL = Mean sea level

ft. = Feet

<n = Below detection limit

(D) = Duplicate sample

NA = Not applicable

**WELL CONCENTRATIONS
Former Shell Service Station
2800 Telegraph Avenue
Oakland, CA**

Well ID	Date	TPPH (ug/L)	B (ug/L)	T (ug/L)	E (ug/L)	X (ug/L)	MTBE 8020 (ug/L)	MTBE 8260 (ug/L)	DIPE (ug/L)	ETBE (ug/L)	TAME (ug/L)	TBA (ug/L)	1,2- DCA (ug/L)	EDB (ug/L)	Ethanol (ug/L)	TOC (MSL)	Depth to Water (ft.)	GW Elevation (MSL)	SPH Thickness (ft.)
---------	------	----------------	-------------	-------------	-------------	-------------	------------------------	------------------------	----------------	----------------	----------------	---------------	-----------------------	---------------	-------------------	--------------	----------------------------	--------------------------	---------------------------

Notes:

a = Chromatogram pattern indicated the presence of an unidentified hydrocarbon.

b = This sample analyzed outside of EPA recommended hold time.

c = The concentration reported reflects individual or discrete unidentified peaks not matching a typical fuel pattern.

d = Analyzed by EPA Method 8015B (M).

e = Analyte was detected at a concentration below the reporting limit and above the laboratory method detection limit. Reported value is estimated.

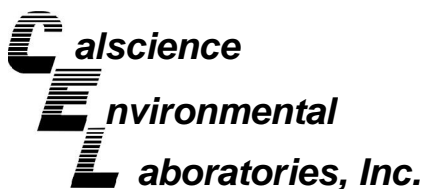
f = The sample chromatographic pattern for TPH does not match the chromatographic pattern of the specified standard. Quantitation of the unknown hydrocarbon(s) in the sample was based upon the specified standard.

Ethanol analyzed by EPA Method 8260B.

Prior to September 18, 2003, depths to water and groundwater elevation referenced to Top of Box elevation.

Active wells surveyed July 29, 2002 by Virgil Chavez Land Surveying of Vallejo, CA.

1Q06 Top of Casing elevation for well S-3R provided by Cambria Environmental Technology, Inc.



September 27, 2007

Michael Ninokata
Blaine Tech Services, Inc.
1680 Rogers Avenue
San Jose, CA 95112-1105

Subject: **Calscience Work Order No.: 07-09-1253**
Client Reference: 2800 Telegraph Ave., Oakland, CA

Dear Client:

Enclosed is an analytical report for the above-referenced project. The samples included in this report were received 9/19/2007 and analyzed in accordance with the attached chain-of-custody.

Unless otherwise noted, all analytical testing was accomplished in accordance with the guidelines established in our Quality Systems Manual, applicable standard operating procedures, and other related documentation. The original report of subcontracted analysis, if any, is provided herein, and follows the standard Calscience data package. The results in this analytical report are limited to the samples tested and any reproduction thereof must be made in its entirety.

If you have any questions regarding this report, please do not hesitate to contact the undersigned.

Sincerely,

A handwritten signature in black ink, appearing to read 'Danielle Gonsman', with a horizontal line extending to the right.

Calscience Environmental
Laboratories, Inc.
Danielle Gonsman
Project Manager

Analytical Report



Blaine Tech Services, Inc.
1680 Rogers Avenue
San Jose, CA 95112-1105

Date Received: 09/19/07
Work Order No: 07-09-1253
Preparation: EPA 5030B
Method: EPA 8015B (M)

Project: 2800 Telegraph Ave., Oakland, CA

Page 1 of 1

Client Sample Number	Lab Sample Number	Date Collected	Matrix	Instrument	Date Prepared	Date Analyzed	QC Batch ID
S-3R	07-09-1253-1	09/17/07	Aqueous	GC 25	09/19/07	09/19/07	070919B01

Parameter	Result	RL	DF	Qual	Units
TPH as Gasoline	120	50	1		ug/L
<u>Surrogates:</u>	<u>REC (%)</u>	<u>Control Limits</u>		<u>Qual</u>	
1,4-Bromofluorobenzene	75	38-134			

Client Sample Number	Lab Sample Number	Date Collected	Matrix	Instrument	Date Prepared	Date Analyzed	QC Batch ID
S-6	07-09-1253-2	09/17/07	Aqueous	GC 25	09/19/07	09/19/07	070919B01

Comment(s): -The sample chromatographic pattern for TPH does not match the chromatographic pattern of the specified standard. Quantitation of the unknown hydrocarbon(s) in the sample was based upon the specified standard.

Parameter	Result	RL	DF	Qual	Units
TPH as Gasoline	2900	50	1		ug/L
<u>Surrogates:</u>	<u>REC (%)</u>	<u>Control Limits</u>		<u>Qual</u>	
1,4-Bromofluorobenzene	123	38-134			

Client Sample Number	Lab Sample Number	Date Collected	Matrix	Instrument	Date Prepared	Date Analyzed	QC Batch ID
S-8	07-09-1253-3	09/17/07	Aqueous	GC 25	09/19/07	09/19/07	070919B01

Parameter	Result	RL	DF	Qual	Units
TPH as Gasoline	620	50	1		ug/L
<u>Surrogates:</u>	<u>REC (%)</u>	<u>Control Limits</u>		<u>Qual</u>	
1,4-Bromofluorobenzene	69	38-134			

Client Sample Number	Lab Sample Number	Date Collected	Matrix	Instrument	Date Prepared	Date Analyzed	QC Batch ID
Method Blank	099-12-436-938	N/A	Aqueous	GC 25	09/19/07	09/19/07	070919B01

Parameter	Result	RL	DF	Qual	Units
TPH as Gasoline	ND	50	1		ug/L
<u>Surrogates:</u>	<u>REC (%)</u>	<u>Control Limits</u>		<u>Qual</u>	
1,4-Bromofluorobenzene	72	38-134			

RL - Reporting Limit , DF - Dilution Factor , Qual - Qualifiers

Analytical Report

Blaine Tech Services, Inc.
1680 Rogers Avenue
San Jose, CA 95112-1105

Date Received: 09/19/07
Work Order No: 07-09-1253
Preparation: EPA 5030B
Method: EPA 8260B
Units: ug/L

Project: 2800 Telegraph Ave., Oakland, CA

Page 1 of 2

Client Sample Number	Lab Sample Number	Date Collected	Matrix	Instrument	Date Prepared	Date Analyzed	QC Batch ID
S-3R	07-09-1253-1	09/17/07	Aqueous	GC/MS BB	09/26/07	09/26/07	070926L01

Comment(s): -Results were evaluated to the MDL, concentrations \geq to the MDL but $<$ RL, if found, are qualified with a "J" flag.

Parameter	Result	RL	MDL	DF	Qual	Parameter	Result	RL	MDL	DF	Qual
Benzene	ND	0.50	0.14	1		Methyl-t-Butyl Ether (MTBE)	ND	1.0	0.26	1	
Ethylbenzene	ND	1.0	0.23	1		Tert-Butyl Alcohol (TBA)	ND	10	5.4	1	
Toluene	ND	1.0	0.27	1		Diisopropyl Ether (DIPE)	ND	2.0	0.33	1	
p/m-Xylene	ND	1.0	0.54	1		Ethyl-t-Butyl Ether (ETBE)	ND	2.0	0.18	1	
o-Xylene	ND	1.0	0.17	1		Tert-Amyl-Methyl Ether (TAME)	ND	2.0	1.1	1	
<u>Surrogates:</u>	<u>REC (%)</u>	<u>Control Limits</u>			<u>Qual</u>	<u>Surrogates:</u>	<u>REC (%)</u>	<u>Control Limits</u>			<u>Qual</u>
Dibromofluoromethane	113	74-140				1,2-Dichloroethane-d4	115	74-146			
Toluene-d8	101	88-112				1,4-Bromofluorobenzene	94	74-110			

Client Sample Number	Lab Sample Number	Date Collected	Matrix	Instrument	Date Prepared	Date Analyzed	QC Batch ID
S-6	07-09-1253-2	09/17/07	Aqueous	GC/MS BB	09/26/07	09/26/07	070926L01

Comment(s): -Results were evaluated to the MDL, concentrations \geq to the MDL but $<$ RL, if found, are qualified with a "J" flag.


Parameter	Result	RL	MDL	DF	Qual	Parameter	Result	RL	MDL	DF	Qual
Benzene	2.1	0.50	0.14	1		Methyl-t-Butyl Ether (MTBE)	ND	1.0	0.26	1	
Ethylbenzene	0.30	1.0	0.23	1	J	Tert-Butyl Alcohol (TBA)	ND	10	5.4	1	
Toluene	1.0	1.0	0.27	1		Diisopropyl Ether (DIPE)	ND	2.0	0.33	1	
p/m-Xylene	1.0	1.0	0.54	1		Ethyl-t-Butyl Ether (ETBE)	ND	2.0	0.18	1	
o-Xylene	0.24	1.0	0.17	1	J	Tert-Amyl-Methyl Ether (TAME)	ND	2.0	1.1	1	
<u>Surrogates:</u>	<u>REC (%)</u>	<u>Control Limits</u>			<u>Qual</u>	<u>Surrogates:</u>	<u>REC (%)</u>	<u>Control Limits</u>			<u>Qual</u>
Dibromofluoromethane	105	74-140				1,2-Dichloroethane-d4	106	74-146			
Toluene-d8	107	88-112				1,4-Bromofluorobenzene	98	74-110			

Client Sample Number	Lab Sample Number	Date Collected	Matrix	Instrument	Date Prepared	Date Analyzed	QC Batch ID
S-8	07-09-1253-3	09/17/07	Aqueous	GC/MS BB	09/26/07	09/26/07	070926L01

Comment(s): -Results were evaluated to the MDL, concentrations \geq to the MDL but $<$ RL, if found, are qualified with a "J" flag.

Parameter	Result	RL	MDL	DF	Qual	Parameter	Result	RL	MDL	DF	Qual
Benzene	ND	0.50	0.14	1		Methyl-t-Butyl Ether (MTBE)	ND	1.0	0.26	1	
Ethylbenzene	3.4	1.0	0.23	1		Tert-Butyl Alcohol (TBA)	ND	10	5.4	1	
Toluene	0.60	1.0	0.27	1	J	Diisopropyl Ether (DIPE)	ND	2.0	0.33	1	
p/m-Xylene	5.6	1.0	0.54	1		Ethyl-t-Butyl Ether (ETBE)	ND	2.0	0.18	1	
o-Xylene	0.43	1.0	0.17	1	J	Tert-Amyl-Methyl Ether (TAME)	ND	2.0	1.1	1	
<u>Surrogates:</u>	<u>REC (%)</u>	<u>Control Limits</u>			<u>Qual</u>	<u>Surrogates:</u>	<u>REC (%)</u>	<u>Control Limits</u>			<u>Qual</u>
Dibromofluoromethane	110	74-140				1,2-Dichloroethane-d4	109	74-146			
Toluene-d8	103	88-112				1,4-Bromofluorobenzene	96	74-110			

RL - Reporting Limit , DF - Dilution Factor , Qual - Qualifiers



Analytical Report



Blaine Tech Services, Inc.
1680 Rogers Avenue
San Jose, CA 95112-1105

Date Received: 09/19/07
Work Order No: 07-09-1253
Preparation: EPA 5030B
Method: EPA 8260B
Units: ug/L

Project: 2800 Telegraph Ave., Oakland, CA


Page 2 of 2

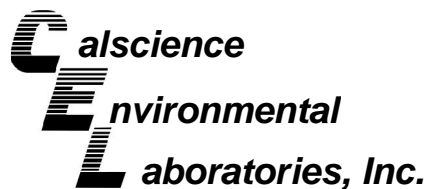
Client Sample Number	Lab Sample Number	Date Collected	Matrix	Instrument	Date Prepared	Date Analyzed	QC Batch ID
Method Blank	099-10-006-22,941	N/A	Aqueous	GC/MS BB	09/26/07	09/26/07	070926L01

Comment(s): -Results were evaluated to the MDL, concentrations \geq to the MDL but $<$ RL, if found, are qualified with a "J" flag.

Parameter	Result	RL	MDL	DF	Qual	Parameter	Result	RL	MDL	DF	Qual
Benzene	ND	0.50	0.14	1		Methyl-t-Butyl Ether (MTBE)	ND	1.0	0.26	1	
Ethylbenzene	ND	1.0	0.23	1		Tert-Butyl Alcohol (TBA)	ND	10	5.4	1	
Toluene	ND	1.0	0.27	1		Diisopropyl Ether (DIPE)	ND	2.0	0.33	1	
p/m-Xylene	ND	1.0	0.54	1		Ethyl-t-Butyl Ether (ETBE)	ND	2.0	0.18	1	
o-Xylene	ND	1.0	0.17	1		Tert-Amyl-Methyl Ether (TAME)	ND	2.0	1.1	1	
<u>Surrogates:</u>	<u>REC (%)</u>	<u>Control Limits</u>		<u>Qual</u>		<u>Surrogates:</u>	<u>REC (%)</u>	<u>Control Limits</u>		<u>Qual</u>	
Dibromofluoromethane	114	74-140				1,2-Dichloroethane-d4	111	74-146			
Toluene-d8	99	88-112				1,4-Bromofluorobenzene	95	74-110			

RL - Reporting Limit , DF - Dilution Factor , Qual - Qualifiers





Quality Control - Spike/Spike Duplicate



Blaine Tech Services, Inc.
1680 Rogers Avenue
San Jose, CA 95112-1105

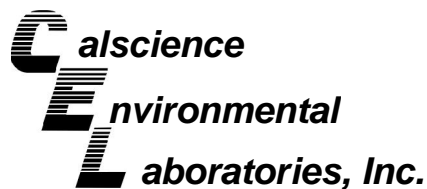
Date Received: 09/19/07
Work Order No: 07-09-1253
Preparation: EPA 5030B
Method: EPA 8015B (M)

Project 2800 Telegraph Ave., Oakland, CA

Quality Control Sample ID	Matrix	Instrument	Date Prepared	Date Analyzed	MS/MSD Batch Number
07-09-1028-23	Aqueous	GC 25	09/19/07	09/19/07	070919S01

Parameter	MS %REC	MSD %REC	%REC CL	RPD	RPD CL	Qualifiers
TPH as Gasoline	105	104	68-122	1	0-18	

RPD - Relative Percent Difference , CL - Control Limit



Quality Control - Spike/Spike Duplicate



Blaine Tech Services, Inc.
1680 Rogers Avenue
San Jose, CA 95112-1105

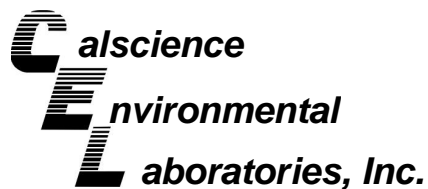
Date Received: 09/19/07
Work Order No: 07-09-1253
Preparation: EPA 5030B
Method: EPA 8260B

Project 2800 Telegraph Ave., Oakland, CA

Quality Control Sample ID	Matrix	Instrument	Date Prepared	Date Analyzed	MS/MSD Batch Number
S-3R	Aqueous	GC/MS BB	09/26/07	09/26/07	070926S01

Parameter	MS %REC	MSD %REC	%REC CL	RPD	RPD CL	Qualifiers
Benzene	91	91	88-118	0	0-7	
Carbon Tetrachloride	103	107	67-145	4	0-11	
Chlorobenzene	90	87	88-118	3	0-7	3
1,2-Dibromoethane	94	94	70-130	1	0-30	
1,2-Dichlorobenzene	92	91	86-116	1	0-8	
1,1-Dichloroethene	86	86	70-130	0	0-25	
Ethylbenzene	89	87	70-130	2	0-30	
Toluene	91	90	87-123	1	0-8	
Trichloroethene	83	85	79-127	1	0-10	
Vinyl Chloride	76	77	69-129	1	0-13	
Methyl-t-Butyl Ether (MTBE)	102	103	71-131	1	0-13	
Tert-Butyl Alcohol (TBA)	104	109	36-168	5	0-45	
Diisopropyl Ether (DIPE)	100	101	81-123	1	0-9	
Ethyl-t-Butyl Ether (ETBE)	99	101	72-126	2	0-12	
Tert-Amyl-Methyl Ether (TAME)	99	99	72-126	0	0-12	
Ethanol	101	106	53-149	5	0-31	

RPD - Relative Percent Difference , CL - Control Limit



Quality Control - LCS/LCS Duplicate



Blaine Tech Services, Inc.
1680 Rogers Avenue
San Jose, CA 95112-1105

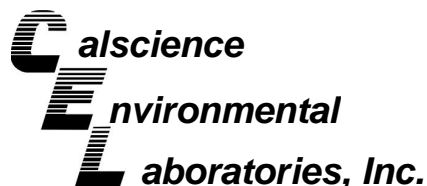
Date Received: N/A
Work Order No: 07-09-1253
Preparation: EPA 5030B
Method: EPA 8015B (M)

Project: 2800 Telegraph Ave., Oakland, CA

Quality Control Sample ID	Matrix	Instrument	Date Prepared	Date Analyzed	LCS/LCSD Batch Number
099-12-436-938	Aqueous	GC 25	09/19/07	09/19/07	070919B01

<u>Parameter</u>	<u>LCS %REC</u>	<u>LCSD %REC</u>	<u>%REC CL</u>	<u>RPD</u>	<u>RPD CL</u>	<u>Qualifiers</u>
TPH as Gasoline	89	88	78-120	2	0-10	

RPD - Relative Percent Difference , CL - Control Limit



Quality Control - LCS/LCS Duplicate



Blaine Tech Services, Inc.
1680 Rogers Avenue
San Jose, CA 95112-1105

Date Received: N/A
Work Order No: 07-09-1253
Preparation: EPA 5030B
Method: EPA 8260B

Project: 2800 Telegraph Ave., Oakland, CA

Quality Control Sample ID	Matrix	Instrument	Date Prepared	Date Analyzed	LCS/LCSD Batch Number
099-10-006-22,941	Aqueous	GC/MS BB	09/26/07	09/26/07	070926L01

Parameter	LCS %REC	LCSD %REC	%REC CL	RPD	RPD CL	Qualifiers
Benzene	99	95	84-120	4	0-8	
Carbon Tetrachloride	117	110	63-147	6	0-10	
Chlorobenzene	95	91	89-119	4	0-7	
1,2-Dibromoethane	99	94	80-120	5	0-20	
1,2-Dichlorobenzene	97	94	89-119	3	0-9	
1,1-Dichloroethene	94	89	77-125	5	0-16	
Ethylbenzene	96	92	80-120	4	0-20	
Toluene	98	95	83-125	3	0-9	
Trichloroethene	93	88	89-119	5	0-8	X
Vinyl Chloride	88	84	63-135	6	0-13	
Methyl-t-Butyl Ether (MTBE)	103	101	82-118	2	0-13	
Tert-Butyl Alcohol (TBA)	105	87	46-154	19	0-32	
Diisopropyl Ether (DIPE)	103	101	81-123	1	0-11	
Ethyl-t-Butyl Ether (ETBE)	102	101	74-122	1	0-12	
Tert-Amyl-Methyl Ether (TAME)	100	99	76-124	1	0-10	
Ethanol	101	88	60-138	14	0-32	

RPD - Relative Percent Difference , CL - Control Limit

Work Order Number: 07-09-1253

<u>Qualifier</u>	<u>Definition</u>
*	See applicable analysis comment.
1	Surrogate compound recovery was out of control due to a required sample dilution, therefore, the sample data was reported without further clarification.
2	Surrogate compound recovery was out of control due to matrix interference. The associated method blank surrogate spike compound was in control and, therefore, the sample data was reported without further clarification.
3	Recovery of the Matrix Spike (MS) or Matrix Spike Duplicate (MSD) compound was out of control due to matrix interference. The associated LCS and/or LCSD was in control and, therefore, the sample data was reported without further clarification.
4	The MS/MSD RPD was out of control due to matrix interference. The LCS/LCSD RPD was in control and, therefore, the sample data was reported without further clarification.
5	The PDS/PDSD associated with this batch of samples was out of control due to a matrix interference effect. The associated batch LCS/LCSD was in control and, hence, the associated sample data was reported with no further corrective action required.
A	Result is the average of all dilutions, as defined by the method.
B	Analyte was present in the associated method blank.
C	Analyte presence was not confirmed on primary column.
E	Concentration exceeds the calibration range.
H	Sample received and/or analyzed past the recommended holding time.
J	Analyte was detected at a concentration below the reporting limit and above the laboratory method detection limit. Reported value is estimated.
N	Nontarget Analyte.
ND	Parameter not detected at the indicated reporting limit.
Q	Spike recovery and RPD control limits do not apply resulting from the parameter concentration in the sample exceeding the spike concentration by a factor of four or greater.
U	Undetected at the laboratory method detection limit.
X	% Recovery and/or RPD out-of-range.
Z	Analyte presence was not confirmed by second column or GC/MS analysis.



LAB: SHELL Chain Of Custody Record

- TA - Irvine, California
- TA - Morgan Hill, California
- TA - Sacramento, California
- TA - Nashville, Tennessee
- Calscience
- Other _____

NAME OF PERSON TO BILL: Denis Brown

ENVIRONMENTAL SERVICES CHECK BOX TO VERIFY IF NO INCIDENT # APPLIES

NETWORK DEV / FE BILL CONSULTANT

COMPLIANCE RMT/CRMT

INCIDENT # (ES ONLY): 9 7 0 9 3 3 9 8

DATE: 9/17/07

PAGE: 1 of 1

SAMPLING COMPANY: Blaine Tech Services **LOG CODE:** BTSS

ADDRESS: 1680 Rogers Avenue, San Jose, CA 95112

PROJECT CONTACT (Hardcopy or PDF Report to): Michael Ninokata

TELEPHONE: 408-573-0555 FAX: 408-573-7771 E-MAIL: mninokata@blainetech.com

SITE ADDRESS: Street and City: 2800 Telegraph Ave., Oakland **State:** CA **GLOBAL ID NO.:** T0600101244

EDF DELIVERABLE TO (Name, Company, Office Location): Dennis Baertschi, CRA, Eureka Office **PHONE NO.:** 707-268-3813 **E-MAIL:** sonomaedf@craworld.com **CONSULTANT PROJECT NO.:** 070917-TVZ

SAMPLER NAME(S) (Print): Tony Vago **LAB USE ONLY:** 09-1253

TAT (STD IS 10 BUSINESS DAYS / RUSH IS CALENDAR DAYS):

STD 5 DAY 3 DAY 2 DAY 24 HOURS RESULTS NEEDED ON WEEKEND

LA - RWQCB REPORT FORMAT UST AGENCY: _____

SPECIAL INSTRUCTIONS OR NOTES:

EDD NOT NEEDED

SHELL CONTRACT RATE APPLIES

STATE REIMB RATE APPLIES

RECEIPT VERIFICATION REQUESTED


REQUESTED ANALYSIS

LAB USE ONLY	Field Sample Identification		SAMPLING		MATRIX	NO. OF CONT.	TPH - Gas, Purgable (8260B)	TPH - Diesel, Extractable (8015M)	BTEX (8260B)	5 Oxygenates (8260B) (MTBE, TBA, DIPE, TAME, ETBE)	MTBE (8260B)	TBA (8260B)	DIPE (8260B)	TAME (8260B)	ETBE (8260B)	1,2 DCA (8260B)	EDB (8260B)	Ethanol (8260B)	Methanol (8015M)	TDS (160.1)	Total Iron (6010B)	TEMPERATURE ON RECEIPT C°	FIELD NOTES: Container/Preservative or PID Readings or Laboratory Notes
	DATE	TIME																					
	1	S-3R	9/17/07	1320	W	5	X	X	X														
	2	S-6	↓	1250	↓	↓	X	X	X														
	3	S-8	↓	1225	↓	↓	X	X	X														

Relinquished by: (Signature) *Tony Vago* Received by: (Signature) *Sample Custodian* Date: 9/17/07 Time: 1440

Relinquished by: (Signature) _____ Received by: (Signature) _____ Date: _____ Time: _____

Relinquished by: (Signature) *Shirley VUA GISO* Received by: (Signature) _____ Date: 9/18/07 Time: 1600



WORK ORDER #: 07 - 09 - 1253

Cooler 1 of 1

SAMPLE RECEIPT FORM

CLIENT: Blaine Tech

DATE: 9/19/07

TEMPERATURE - SAMPLES RECEIVED BY:

CALSCIENCE COURIER:

- Chilled, cooler with temperature blank provided.
Chilled, cooler without temperature blank.
Chilled and placed in cooler with wet ice.
Ambient and placed in cooler with wet ice.
Ambient temperature.
C Temperature blank.

LABORATORY (Other than CalScience Courier):

- 3.8 C Temperature blank.
C IR thermometer.
Ambient temperature.

Initial: [Signature]

CUSTODY SEAL INTACT:

Sample(s): Cooler: No (Not Intact): Not Present: [checked]

Initial: [Signature]

SAMPLE CONDITION:

Table with 4 columns: Item, Yes, No, N/A. Rows include Chain-Of-Custody document(s), Sampler's name, Sample container label(s), Sample container(s) intact, Correct containers and volume, Proper preservation, VOA vial(s) free of headspace, Tedlar bag(s) free of condensation.

Initial: [Signature]

COMMENTS:

Multiple horizontal lines for writing comments.

SHELL WELLHEAD INSPECTION FORM

(FOR SAMPLE TECHNICIAN)

Site Address 2800 Telegraph Ave Oakland Date 9/17/07

Job Number 070917-TV2 Technician Tony Vega Page 1 of 1

Well ID	Well Inspected - No Corrective Action Required	Well Box Meets Compliance Requirements *See Below	Water Bailed From Wellbox	Cap Replaced	Lock Replaced	Well Not Inspected (explain in notes)	New Deficiency Identified	Previously Identified Deficiency Persists	Notes
S-3R	X	X							
S-8	X	X							
S-6	X	X							

*Well box must meet all three criteria to be compliant: 1) WELL IS SECURABLE BY DESIGN (12" or less) 2) WELL IS MARKED WITH THE WORDS "MONITORING WELL" (12" or less) 3) WELL TAG IS PRESENT, SECURE, AND CORRECT

Notes: _____

WELL GAUGING DATA

Project # 070917-TVZ Date 9/17/07 Client Shell

Site 2800 Telegraph Ave. Oakland.

Well ID	Time	Well Size (in.)	Sheen / Odor	Depth to Immiscible Liquid (ft.)	Thickness of Immiscible Liquid (ft.)	Volume of Immiscibles Removed (ml)	Depth to water (ft.)	Depth to well bottom (ft.)	Survey Point: TOB or TOC	Notes
S-3R	1200	4					8.85	13.38	TOC	
S-8	1206	3					10.16	18.84	TOC	
S-6	1210	3					10.08	21.65	TOC	

SHELL WELL MONITORING DATA SHEET

BTS #: 070917-TV2	Site: 2800 Telegraph
Sampler: <i>N</i>	Date: 9/17/07
Well I.D.: S-3R	Well Diameter: 2 3 4 6 8
Total Well Depth (TD): 13.38	Depth to Water (DTW): 8.83
Depth to Free Product:	Thickness of Free Product (feet):
Referenced to: PVC Grade	D.O. Meter (if req'd): YSI HACH
DTW with 80% Recharge [(Height of Water Column x 0.20) + DTW]: 9.76	

Purge Method: Bailer	Wattera	Sampling Method: <input checked="" type="checkbox"/> Bailer
Disposable Bailer	Peristaltic	Disposable Bailer
Positive Air Displacement	Extraction Pump	Extraction Port
<input checked="" type="checkbox"/> Electric Submersible	Other _____	Dedicated Tubing
Other: _____		

$3 \text{ (Gals.)} \times 3 = 9 \text{ Gals.}$ <p>1 Case Volume Specified Volumes Calculated Volume</p>	<table border="1" style="width: 100%; border-collapse: collapse; font-size: small;"> <thead> <tr> <th>Well Diameter</th> <th>Multiplier</th> <th>Well Diameter</th> <th>Multiplier</th> </tr> </thead> <tbody> <tr> <td>1"</td> <td>0.04</td> <td>4"</td> <td>0.65</td> </tr> <tr> <td>2"</td> <td>0.16</td> <td>6"</td> <td>1.47</td> </tr> <tr> <td>3"</td> <td>0.37</td> <td>Other</td> <td>radius² * 0.163</td> </tr> </tbody> </table>	Well Diameter	Multiplier	Well Diameter	Multiplier	1"	0.04	4"	0.65	2"	0.16	6"	1.47	3"	0.37	Other	radius ² * 0.163
Well Diameter	Multiplier	Well Diameter	Multiplier														
1"	0.04	4"	0.65														
2"	0.16	6"	1.47														
3"	0.37	Other	radius ² * 0.163														

Time	Temp (°F)	pH	Cond. (mS or µS)	Turbidity (NTUs)	Gals. Removed	Observations
1305	72.5	6.80	462.7	151	3	clear
1306	73.1	6.58	474.0	158	6	
1307	73.6	6.39	488.9	127	9	

Did well dewater? Yes No Gallons actually evacuated: 9

Sampling Date: 9/17/07 Sampling Time: 1320 Depth to Water: 9.12

Sample I.D.: S-3R Laboratory: STL Other: *7.12 Cal Screen*

Analyzed for: TPH-G BTEX MTBE TPH-D Other: *See COC*

EB I.D. (if applicable): @ Time Duplicate I.D. (if applicable):

Analyzed for: TPH-G BTEX MTBE TPH-D Other:

D.O. (if req'd):	Pre-purge:	mg/L	Post-purge:	mg/L
O.R.P. (if req'd):	Pre-purge:	mV	Post-purge:	mV

SHELL WELL MONITORING DATA SHEET

BTS #: 070917-TV2	Site: 2800 Telegraph Ave. Oakland
Sampler: TV	Date: 9/17/07
Well I.D.: S-6	Well Diameter: 2 <u>3</u> 4 6 8
Total Well Depth (TD): 21.65	Depth to Water (DTW): 10.08
Depth to Free Product:	Thickness of Free Product (feet):
Referenced to: <u>FVC</u> Grade	D.O. Meter (if req'd): YSI HACH
DTW with 80% Recharge [(Height of Water Column x 0.20) + DTW]: Traffic Well	

Purge Method: Bailer	Waters	Sampling Method: <input checked="" type="checkbox"/> Bailer
Disposible Bailer	Peristaltic	Disposible Bailer
Positive Air Displacement	Extraction Pump	Extraction Port
<input checked="" type="checkbox"/> Electric Submersible	Other _____	Dedicated Tubing
Other: _____		

$4.2 \text{ (Gals.)} \times 3 = 12.6 \text{ Gals.}$ 1 Case Volume Specified Volumes Calculated Volume	<table border="1" style="width: 100%; border-collapse: collapse; font-size: small;"> <thead> <tr> <th>Well Diameter</th> <th>Multiplier</th> <th>Well Diameter</th> <th>Multiplier</th> </tr> </thead> <tbody> <tr> <td>1"</td> <td>0.04</td> <td>4"</td> <td>0.65</td> </tr> <tr> <td>2"</td> <td>0.16</td> <td>6"</td> <td>1.47</td> </tr> <tr> <td>3"</td> <td>0.37</td> <td>Other</td> <td>radius² * 0.163</td> </tr> </tbody> </table>	Well Diameter	Multiplier	Well Diameter	Multiplier	1"	0.04	4"	0.65	2"	0.16	6"	1.47	3"	0.37	Other	radius ² * 0.163
Well Diameter	Multiplier	Well Diameter	Multiplier														
1"	0.04	4"	0.65														
2"	0.16	6"	1.47														
3"	0.37	Other	radius ² * 0.163														

Time	Temp (°F)	pH	Cond. (mS or <u>µS</u>)	Turbidity (NTUs)	Gals. Removed	Observations
1235	73.1	6.61	454.5	97	4.2	clear
	Well	dewatered at	5 gal			
1249	74.3	6.43	450.1	126	—	clear

Did well dewater? <input checked="" type="checkbox"/> Yes No	Gallons actually evacuated: 5	
Sampling Date: 9/17/07	Sampling Time: 1250	Depth to Water: 13.88
Sample I.D.: S-6	Laboratory: STL	Other: Cal Science
Analyzed for: TPH-G BTEX MTBE TPH-D	Other: See COC	
EB I.D. (if applicable): @ Time	Duplicate I.D. (if applicable):	
Analyzed for: TPH-G BTEX MTBE TPH-D	Other:	
D.O. (if req'd): Pre-purge:	mg/L	Post-purge: mg/L
O.R.P. (if req'd): Pre-purge:	mV	Post-purge: mV

SHELL WELL MONITORING DATA SHEET

BTS #: 070917-7V2	Site: 2800 Telegraph Ave. Oakland
Sampler: TV	Date: 9/17/07
Well I.D.: 5-8	Well Diameter: 2 <input checked="" type="radio"/> 4 6 8
Total Well Depth (TD): 18.84	Depth to Water (DTW): 10.16
Depth to Free Product:	Thickness of Free Product (feet):
Referenced to: <input checked="" type="radio"/> PVC Grade	D.O. Meter (if req'd): YSI HACH
DTW with 80% Recharge [(Height of Water Column x 0.20) + DTW]: Traffic well	

Purge Method: Bailer Disposable Bailer Positive Air Displacement <input checked="" type="checkbox"/> Electric Submersible	Waterra Peristaltic Extraction Pump Other _____	Sampling Method: <input checked="" type="checkbox"/> Bailer Disposable Bailer Extraction Port Dedicated Tubing Other: _____
--	--	---

5.6 (Gals.) X 3 = 16.8 Gals. 1 Case Volume Specified Volumes Calculated Volume	<table border="1" style="width: 100%; border-collapse: collapse; font-size: small;"> <thead> <tr> <th>Well Diameter</th> <th>Multiplier</th> <th>Well Diameter</th> <th>Multiplier</th> </tr> </thead> <tbody> <tr> <td>1"</td> <td>0.04</td> <td>4"</td> <td>0.65</td> </tr> <tr> <td>2"</td> <td>0.16</td> <td>6"</td> <td>1.47</td> </tr> <tr> <td>3"</td> <td>0.37</td> <td>Other</td> <td>radius² * 0.163</td> </tr> </tbody> </table>	Well Diameter	Multiplier	Well Diameter	Multiplier	1"	0.04	4"	0.65	2"	0.16	6"	1.47	3"	0.37	Other	radius ² * 0.163
Well Diameter	Multiplier	Well Diameter	Multiplier														
1"	0.04	4"	0.65														
2"	0.16	6"	1.47														
3"	0.37	Other	radius ² * 0.163														

Time	Temp (°F)	pH	Cond. (mS or μ S)	Turbidity (NTUs)	Gals. Removed	Observations
1215	70.6	6.68	560.1	80	5.6	clear
	well	dewatered at 6 gal				
1225	71.4	6.52	583.7	109	—	clear

Did well dewater? <input checked="" type="radio"/> Yes No	Gallons actually evacuated: 6	
Sampling Date: 9/17/07	Sampling Time: 1225	Depth to Water: 12.16
Sample I.D.: 5-8	Laboratory: STL	Other: Cal Science
Analyzed for: TPH-G BTEX MTBE TPH-D	Other: See COC	
EB I.D. (if applicable): @ Time	Duplicate I.D. (if applicable):	
Analyzed for: TPH-G BTEX MTBE TPH-D	Other:	
D.O. (if req'd): Pre-purge:	mg/L	Post-purge: mg/L
O.R.P. (if req'd): Pre-purge:	mV	Post-purge: mV