



March 20, 1995

Brian Oliva  
Alameda County Department  
of Environmental Health  
1131 Harbor Bay Parkway, Suite 250  
Alameda, CA 94502-6577

5710413

ENVIRONMENTAL  
PROTECTION  
95 APR -4 AM 8:15

Re: Shell Service Station  
WIC #204-5508-2303  
2800 Telegraph Avenue  
Oakland, California  
WA Job #81-0700-105

Dear Mr. Oliva:

This letter describes recently completed and anticipated activities at the Shell service station referenced above (Figure 1). This status report satisfies the quarterly reporting requirements prescribed by California Administrative Code Title 23 Waters, Chapter 3, Subchapter 16, Article 5, Section 2652.d. Included below are descriptions and results of activities performed in the first quarter 1995 and proposed work for the second quarter 1995.

**First Quarter 1995 Activities:**


- Blaine Tech Services, Inc. (BTS) of San Jose, California measured ground water depths in all wells and collected ground water samples from wells S-5, S-7, S-8 and S-11. Well SR-1 is a ground water extraction well and is not sampled. BTS' report describing these activities and the analytic report for the ground water samples are included as Attachment A.
- Weiss Associates (WA) calculated ground water elevations and compiled the analytic data (Tables 1 and 2) and prepared a ground water elevation contour map (Figure 2).

**Anticipated Second Quarter 1995 Activities:**

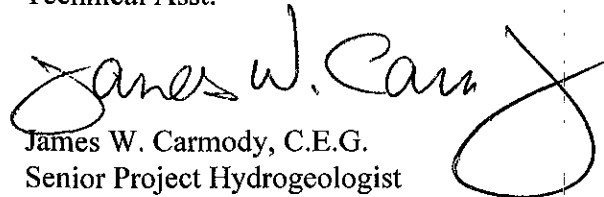
- WA will submit a report presenting the results of second quarter 1995 ground water sampling and ground water depth measurements. The report will include tabulated chemical analytic results, ground water elevations and a ground water elevation contour map.

Please call if you have any questions.

Sincerely,  
Weiss Associates



Grady Glasser  
Technical Asst.



James W. Carmody, C.E.G.  
Senior Project Hydrogeologist

GSG/JWC:sms  
J:\SHELL\0700\QM\95Q1R.DOC

Attachments: A - Blaine Tech's Ground Water Monitoring Report

cc: Lynn Walker, Shell Oil Company, P.O. Box 4023, Concord, California 94524  
Richard Hiatt, Regional Water Quality Control Board - San Francisco Bay Region,  
2101 Webster Street, Suite 500, Oakland, California 94612

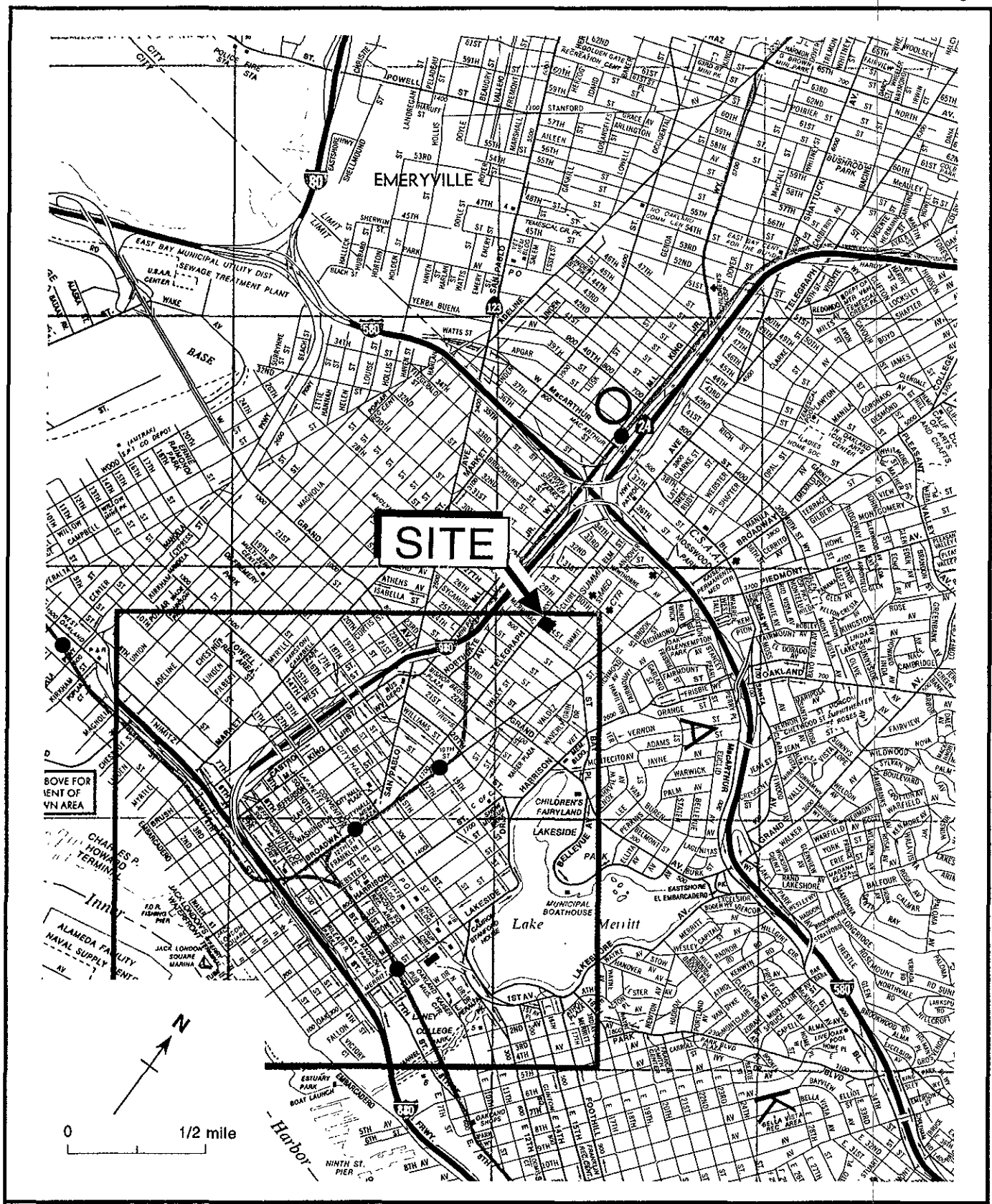
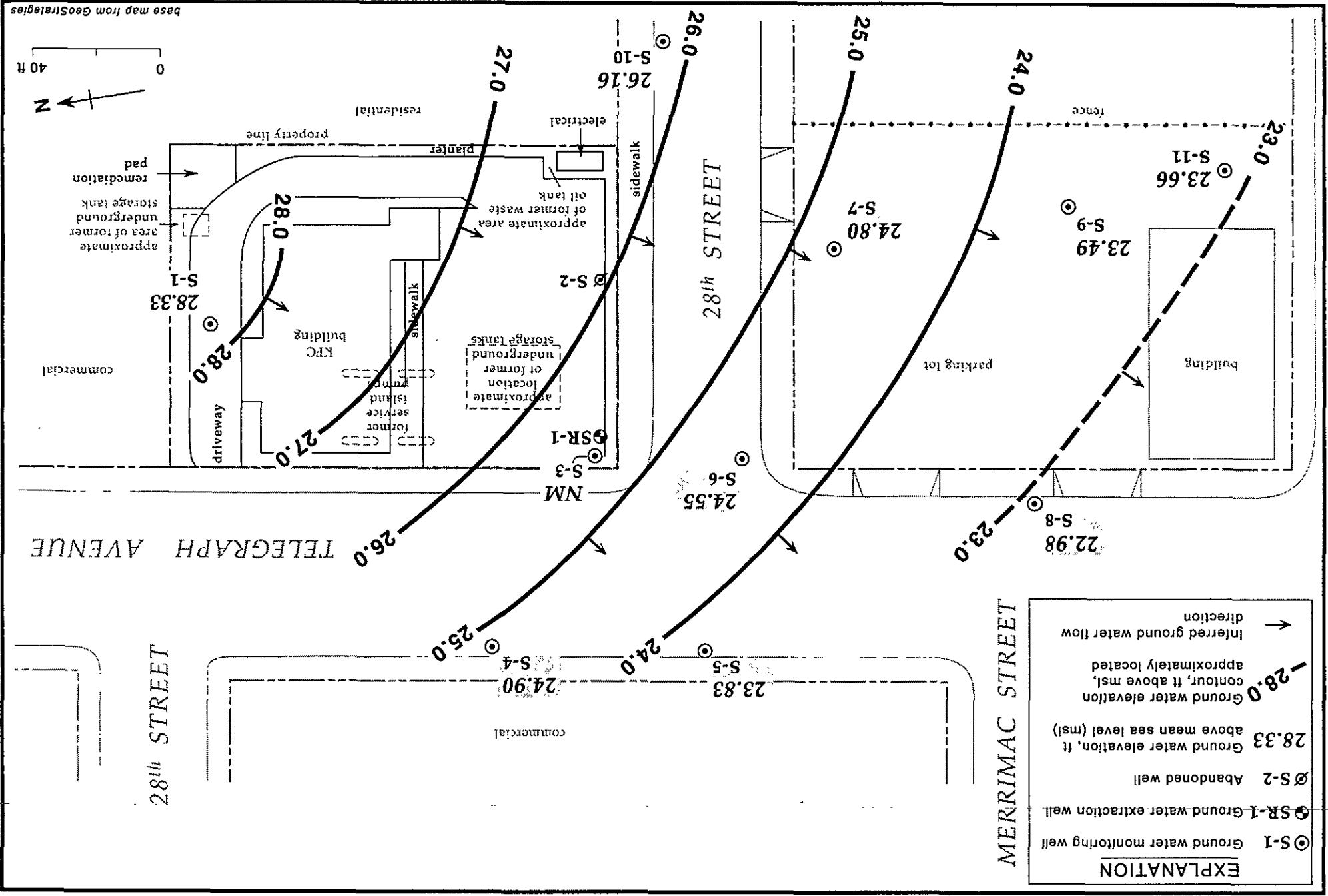


Figure 1. Site Location Map - Former Shell Service Station WIC #204-5508-2303, 2800 Telegraph Avenue, Oakland, California

Figure 2. Monitoring Well Locations and Ground Water Elevations - February 3, 1995 - Former Shell Service Station WIC #204-5508-2303, 2800 Telegraph Avenue, Oakland, California



base map from GeoStrategies




Table 1. Ground Water Elevations - Shell Service Station WIC #204-5508-2303, 2800 Telegraph Avenue, Oakland, California

Well ID	Date	Top-of-Casing Elevation (ft above msl)	Depth to Water (ft)	Ground Water Elevation (ft above msl)
S-1	05/04/92	35.31	9.50	25.81
	08/10/92		10.85	24.46
	11/09/92		10.34	24.97
	02/22/93		7.60	27.71
	06/07/93		8.63	26.68
	08/13/93		9.20	26.11
	11/18/93		10.58	24.73
	02/10/94		8.41	26.90
	05/03/94		9.09	26.22
	08/01/94		8.81	26.50
	11/08/94		9.32	25.99
	<b>02/03/95</b>		<b>6.98</b>	<b>28.33</b>
	S-2		05/04/92	33.91
08/10/92		10.73	23.18	
11/09/92		10.29	23.62	
02/22/93 <sup>a</sup>		9.04	24.87	
S-3	05/04/92	33.56	9.22	24.34
	08/10/92 <sup>b</sup>		---	---
S-4	05/04/92	34.08	9.96	24.12
	08/10/92		11.32	22.76
	11/09/92		11.29	22.79
	02/22/93		9.82	24.26
	06/07/93		10.51	23.57
	08/13/93		11.05	23.03
	11/18/93		11.34	22.74
	02/10/94		9.93	24.15
	05/03/94		10.40	23.68
	08/01/94		10.68	23.40
	11/08/94		9.44	24.47
	<b>02/03/95</b>		<b>9.18</b>	<b>24.90</b>
	S-5		05/04/92	33.42
08/10/92		10.68	22.74	
11/09/92		10.69	22.73	
02/22/93		9.45	23.97	
06/07/93		10.23	23.19	
08/13/93		10.58	22.84	
11/18/93		10.70	22.72	
02/10/94		9.75	23.67	
05/03/94		10.19	23.23	
08/01/94		10.30	23.12	
11/08/94		9.64	23.78	
<b>02/03/95</b>		<b>9.59</b>	<b>23.83</b>	

Table 1. Ground Water Elevations - Shell Service Station WIC #204-5508-2303, 2800 Telegraph Avenue, Oakland, California (continued)

Well ID	Date	Top-of-Casing Elevation (ft above msl)	Depth to Water (ft)	Ground Water Elevation (ft above msl)
S-6	05/04/92	32.59	9.42	23.17
	08/10/92		10.40	22.19
	11/09/92		10.16	22.43
	02/22/93		7.60	24.99
	06/07/93		8.90	23.69
	08/13/93		9.39	23.20
	11/18/93		10.32	22.27
	02/10/94		8.68	23.91
	05/03/94		9.20	23.39
	08/01/94		8.90	23.69
	11/08/94		8.32	24.27
	<b>02/03/95</b>		<b>8.04</b>	<b>24.55</b>
S-7	05/04/92	33.33	11.21	22.12
	08/10/92		12.28	21.05
	11/09/92		11.77	21.56
	02/22/93		8.86	24.47
	06/07/93		10.58	22.75
	08/13/93		11.34	21.99
	11/18/93		12.00	21.33
	02/10/94		9.88	23.45
	05/03/94		10.75	22.58
	08/01/94		11.05	22.28
	11/08/94		9.64	23.89
	<b>02/03/95</b>		<b>8.53</b>	<b>24.80</b>
S-8	05/04/92	31.97	10.29	21.68
	08/10/92		11.12	20.85
	11/09/92		10.71	21.26
	02/22/93		6.04	25.93
	06/07/93		10.06	21.91
	08/13/93		10.56	21.41
	11/18/93		10.90	21.07
	02/10/94		9.53	22.44
	05/03/94		10.06	21.91
	08/01/94		10.32	21.65
	11/08/94		9.25	22.72
	<b>02/03/95</b>		<b>8.99</b>	<b>22.98</b>
S-9	05/04/92	31.86	10.45	21.41
	08/10/92		11.52	20.34
	11/09/92		11.02	20.84
	02/22/93		8.00	23.86
	06/07/93		10.07	21.79
	08/13/93		10.92	20.94
	11/18/93		11.19	20.67

Table 1. Ground Water Elevations - Shell Service Station WIC #204-5508-2303, 2800 Telegraph Avenue, Oakland, California (continued)

Well ID	Date	Top-of-Casing Elevation (ft above msl)	Depth to Water (ft)	Ground Water Elevation (ft above msl)
	02/10/94		9.16	22.70
	05/03/94		10.03	21.83
	08/01/94		10.52	21.34
	11/08/94		9.08	22.78
	<b>02/03/95</b>		<b>8.37</b>	<b>23.49</b>
S-10	05/04/92	32.95	8.54	24.41
	08/10/92		10.43	22.52
	11/09/92		9.14	23.81
	02/22/93		6.72	26.23
	06/07/93		8.08	24.87
	08/13/93		8.83	24.12
	11/18/93		9.46	23.49
	02/10/94		7.41	25.54
	05/03/94		8.16	24.79
	08/01/94		8.29	24.66
	11/08/94		7.02	25.93
	<b>02/03/95</b>		<b>6.79</b>	<b>26.16</b>
S-11	05/04/92	30.78	9.99	20.79
	08/10/92		10.92	19.86
	11/09/92		10.44	20.34
	02/22/93		7.30	23.48
	06/07/93		9.51	21.27
	08/13/93		10.39	20.39
	11/18/93		10.64	20.14
	02/10/94		8.50	22.28
	05/03/94		9.42	21.36
	08/01/94		10.12	20.66
	11/08/94		8.84	21.94
	<b>02/03/95</b>		<b>7.12</b>	<b>23.66</b>
SR-1	05/04/92 <sup>c</sup>	---	9.02	---
	08/10/92		10.29	---
	11/09/92		10.92	---
	02/22/93		6.64	---
	06/07/93		7.36	---
	08/13/93		7.96	---
	11/18/93		10.02	---
	02/10/94		---	---
	05/03/94		8.28	---
	08/01/94		7.98	---
	11/08/94		7.75	---
	<b>02/03/95</b>		<b>7.20</b>	---



---

Table 1. Ground Water Elevations - Shell Service Station WIC #204-5508-2303, 2800  
Telegraph Avenue, Oakland, California (continued)

---

Notes:

- a = Destroyed on April 8, 1993 for onsite construction  
b = Well inaccessible since August 1992  
c = Top-of-Casing not surveyed
-



Table 2. Analytic Results for Ground Water, Former Shell Service Station, WIC #204-5508-2303, 2800 Telegraph Avenue, Oakland, California

Well ID and Sampling Frequency	Date	Depth to Water (ft)	TPH-G	B	E	T	X
<b>WELLS</b>							
S-1 (Annually 3rd Quarter)	05/04/92	9.50	<50	<0.5	<0.5	<0.5	<0.5
	08/10/92	10.85	<50	<0.5	<0.5	<0.5	<0.5
	11/09/92	10.34	<50	<0.5	<0.5	<0.5	<0.5
	02/23/93	7.60	<50	<0.5	<0.5	<0.5	<0.5
	06/07/93	8.63	<50	2.8	0.7	1.3	3.0
	08/13/93	9.20	<50	<0.5	<0.5	<0.5	<0.5
	11/18/93	10.58	<50	<0.5	<0.5	<0.5	<0.5
	02/10/94	8.41	<50	<0.5	<0.5	<0.5	<0.5
	05/03/94	9.09	<50	<0.5	<0.5	<0.5	<0.5
	08/01/94	8.81	<50	<0.5	<0.5	<0.5	<0.5
S-2	05/04/92	9.44	1,600	190	240	6	54
	08/10/92	10.73	<50	4.1	<0.5	<0.5	<0.5
	09/11/92	10.29	84	19	2.2	0.7	4.3
	02/23/93	9.04	16,000	1,600	850	480	1,800
	06/07/93	Well destroyed	---	---	---	---	---
S-3	05/04/92	9.22	---	---	---	---	---
	08/10/92		---	---	---	---	---
S-4 (Annually 3rd Quarter)	05/04/92	9.96	<50	<0.5	<0.5	<0.5	<0.5
	08/10/92	11.32	<50	<0.5	<0.5	<0.5	<0.5
	11/09/92	11.29	<50	<0.5	<0.5	<0.5	<0.5
	02/23/93	9.82	<50	<0.5	<0.5	<0.5	<0.5
	06/07/93	10.51	50	9.2	3.3	5.5	14
	08/13/93	11.05	<50	<0.5	<0.5	<0.5	<0.5

— Table 2 continues on next page —



Table 2. Analytic Results for Ground Water, Former Shell Service Station, WIC #204-5508-2303, 2800 Telegraph Ave., Oakland, California (continued)

Well ID and Sampling Frequency	Date	Depth to Water (ft)	TPH-G	B	E	T	X
	11/18/93	11.34	<50	<0.5	<0.5	<0.5	<0.5
	02/10/94	9.93	<50	<0.5	<0.5	<0.5	<0.5
	05/03/94	10.40	<50	<0.5	<0.5	<0.5	<0.5
	08/01/94	10.68	<50	<0.5	<0.5	<0.5	<0.5
S-5	05/04/92	10.27	<50	<0.5	<0.5	<0.5	<0.5
(Bi-Annually	08/10/92	10.68	<50	<0.5	<0.5	<0.5	<0.5
1st & 3rd Qtrs)	11/09/92	10.69	<50	<0.5	<0.5	<0.5	<0.5
	02/23/93	9.45	<50	<0.5	<0.5	<0.5	<0.5
	06/07/93	10.23	<50	<0.5	<0.5	<0.5	<0.5
	08/13/93	10.58	<50	<0.5	<0.5	<0.5	<0.5
	11/18/93	10.70	<50	<0.5	<0.5	<0.5	<0.5
	02/10/94	9.75	<50	<0.5	<0.5	<0.5	<0.5
	05/03/94	10.19	<50	<0.5	<0.5	<0.5	<0.5
	08/01/94	10.30	<50	<0.5	<0.5	<0.5	<0.5
	<b>02/03/95</b>	<b>9.59</b>	<b>&lt;50</b>	<b>&lt;0.5</b>	<b>&lt;0.5</b>	<b>&lt;0.5</b>	<b>&lt;0.5</b>
S-6	05/04/92	9.42	3,100	640	23	22	97
(Annually	08/10/92	10.40	3,400	430	26	27	120
3rd Quarter)	11/09/92	10.16	2,000	320	15	15	100
	02/23/93	7.60	14,000	780	380	180	1,300
	06/07/93	8.90	3,900	1,400	83	56	210
	08/13/93	9.39	4,000 <sup>b</sup>	890	<0.5	16	41
	11/18/93	10.32	80	5.0	<0.5	<0.5	<0.5
	02/10/94	8.68	4,100	370	21	23	90
	05/03/94	9.20	4,700	550	85	28	340
	08/01/94	8.90	2,900	370	11	11	43
	08/01/94 <sup>dup</sup>	8.90	2,600	340	7.7	8.8	33

— Table 2 continues on next page —

Table 2. Analytic Results for Ground Water, Former Shell Service Station, WIC #204-5508-2303, 2800 Telegraph Ave., Oakland, California (continued)

Well ID and Sampling Frequency	Date	Depth to Water (ft)	TPH-G	B	E	T	X
S-7 (Bi-Annually 1st & 3rd Qtrs)	05/04/92	11.21	180	1.6	1.5	<0.5	3
	08/10/92	12.28	190	8	4.7	1.4	8.5
	11/09/92	11.77	280	16	7.8	4	21
	02/23/93	8.86	210	13	5.4	2.2	12
	06/07/93	10.58	90	1.2	1.0	2.5	<0.5
	08/13/93	11.34	140	4.0	<0.5	0.8	0.5
	11/18/93	12.00	440	43	0.9	4.9	4.2
	02/10/94	9.88	250 <sup>b</sup>	<0.5	1.8	<0.5	<0.5
	05/03/94	10.75	130	<0.5	<0.5	<0.5	<0.5
	08/01/94	11.05	250	4.8	<0.5	<0.5	<0.5
	<b>02/03/95</b>	<b>8.53</b>	<b>&lt;50</b>	<b>&lt;0.5</b>	<b>&lt;0.5</b>	<b>&lt;0.5</b>	<b>&lt;0.5</b>
S-8 (Quarterly)	05/05/92	10.29	1,600	20	96	420	330
	08/10/92	11.12	1,500	19	60	37	250
	11/09/92	10.71	710	5.7	28	24	120
	02/23/93	6.04	3,800	40	68	54	260
	06/07/93	10.06	1,200	13	65	19	150
	08/13/93	10.56	1,300	21	49	23	250
	11/18/93	10.90	870	16	59	5.3	230
	02/10/94	9.53	2,400	11	120	55	530
	02/10/94 <sup>dup</sup>	9.53	2,400	11	100	46	440
	05/03/94	10.06	3,100	12	130	27	370
	05/03/94 <sup>dup</sup>	10.06	3,000	21	120	25	340
	08/01/94	10.32	1,500	20	39	18	190
	11/08/94	9.25	2,100	22	73	38	390
	11/08/94 <sup>dup</sup>	9.25	2,100	20	75	31	390
	<b>02/03/95</b>	<b>8.99</b>	<b>4,800</b>	<b>67</b>	<b>130</b>	<b>39</b>	<b>300</b>
	<b>02/03/95<sup>dup</sup></b>	<b>8.99</b>	<b>3,700</b>	<b>53</b>	<b>100</b>	<b>30</b>	<b>240</b>

— Table 2 continues on next page —



Table 2. Analytic Results for Ground Water, Former Shell Service Station, WIC #204-5508-2303, 2800 Telegraph Ave., Oakland, California (continued)

Well ID and Sampling Frequency	Date	Depth to Water (ft)	TPH-G	B	E	T	X
S-9 (Annually 3rd Quarter)	05/05/92	10.45	<50	<0.5	<0.5	<0.5	<0.5
	08/10/92	11.52	<50	<0.5	<0.5	<0.5	<0.5
	11/09/92	11.02	<50	<0.5	<0.5	<0.5	0.7
	02/23/92	8.00	<50	<0.5	<0.5	<0.5	<0.5
	06/07/93	10.07	<50	<0.5	<0.5	<0.5	<0.5
	08/13/93	10.92	140 <sup>c</sup>	<0.5	<0.5	<0.5	<0.5
	11/18/93	11.19	170	<0.5	<0.5	<0.5	<0.5
	02/10/94	9.16	140 <sup>c</sup>	<0.5	<0.5	<0.5	<0.5
	05/03/94	10.03	<50	<0.5	<0.5	<0.5	<0.5
	08/01/94	10.52	<50	<0.5	<0.5	<0.5	<0.5
S-10 (Annually 3rd Quarter)	05/05/92	8.54	<50	<0.5	<0.5	<0.5	<0.5
	08/10/92	10.43	<50	<0.5	<0.5	<0.5	<0.5
	11/09/92	9.14	<50	<0.5	<0.5	<0.5	<0.5
	02/22/93	6.72	<50	<0.5	<0.5	<0.5	<0.5
	06/07/93	8.08	<50	<0.5	<0.5	<0.5	<0.5
	08/13/93	8.83	<50	<0.5	<0.5	<0.5	<0.5
	11/18/93	9.46	<50	<0.5	<0.5	<0.5	<0.5
	02/10/94	7.41	<50	<0.5	<0.5	<0.5	<0.5
	05/03/94	8.16	<50	<0.5	<0.5	<0.5	<0.5
	08/01/94	8.29	<50	<0.5	<0.5	<0.5	<0.5
S-11 (Quarterly)	05/04/92	9.99	1,500	55	57	32	190
	08/10/92	10.92	750	29	43	13	120
	11/09/92	10.44	4,100	32	120	62	1,100
	02/23/93	7.30	760	15	37	13	140
	06/07/93	9.51	1,700	40	100	16	360
	06/07/93 <sup>dup</sup>	9.51	1,600	51	83	16	300
	08/13/93	10.39	60	0.9	0.8	<0.5	1.2

— Table 2 continues on next page —

Table 2. Analytic Results for Ground Water, Former Shell Service Station, WIC #204-5508-2303, 2800 Telegraph Ave., Oakland, California (continued)

Well ID and Sampling Frequency	Date	Depth to Water (ft)	TPH-G	B	E	T	X
	08/13/93 <sup>dup</sup>	10.39	70	2.1	0.9	<0.5	2.1
	11/18/93	10.64	150	7.8	9.0	1.0	12
	02/10/94	8.50	4,400	53	160	19	390
	05/03/94	9.42	65	1.5	0.53	<0.5	0.59
	08/01/94	10.12	240	18	6.9	6.7	18
	11/08/94	8.84	490	14	15	5.2	47
	<b>02/03/95</b>	<b>7.12</b>	<b>380</b>	<b>4.1</b>	<b>1.4</b>	<b>0.9</b>	<b>5.1</b>
SR-1	11/18/93	10.02	<50	<0.5	<0.5	<0.5	<0.5
	11/18/93 <sup>dup</sup>	10.02	<50	<0.5	<0.5	<0.5	<0.5
Trip Blank	06/04/93		<50	<0.5	<0.5	<0.5	<0.5
	08/13/93		<50	<0.5	<0.5	<0.5	<0.5
	11/18/93		<50	<0.5	<0.5	<0.5	<0.5
	02/10/94		<50	<0.5	<0.5	<0.5	<0.5
	05/03/94		<50	<0.5	<0.5	<0.5	<0.5
	08/01/94		<50	<0.5	<0.5	<0.5	<0.5
	11/08/94		<50	<0.5	<0.5	<0.5	<0.5
	<b>02/03/95</b>		<b>&lt;50</b>	<b>&lt;0.5</b>	<b>&lt;0.5</b>	<b>1.0</b>	<b>&lt;0.5</b>
DTSC MCLs			NE	1.0	680	100 <sup>c</sup>	1,750

— Table 2 continues on next page —

---

Table 2. Analytic Results for Ground Water, Former Shell Service Station, WIC #204-5508-2303, 2800 Telegraph Ave., Oakland, California (continued)

---

Abbreviations:

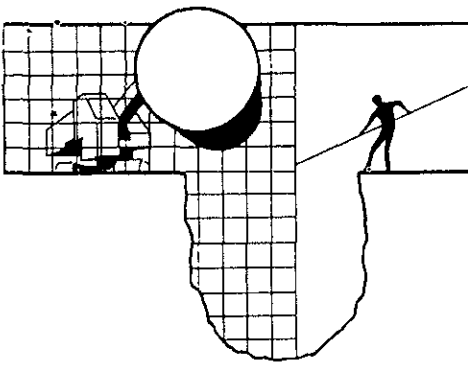
TPH-G = Total petroleum hydrocarbons as gasoline by Modified EPA Method 8015  
B = Benzene by EPA Method 8020  
E = Ethylbenzene by EPA Method 8020  
T = Toluene by EPA Method 8020  
X = Xylenes by EPA Method 8020  
--- = Not analyzed  
DTSC MCLs = California Department of Toxic Substances Control maximum  
contaminant levels for drinking water  
NE = Not established  
<n = Not detected at detection limits of n ppb  
dup = Duplicate sample

Notes:

a = Well paved over, inaccessible since August, 1992.  
b = The concentration reported as gasoline is primarily due to the presence of a combination of gasoline and a discrete peak not indicative of gasoline.  
c = The concentration reported as gasoline is primarily due to the presence of a discrete peak not indicative of gasoline.  
d = DTSC recommended action level for drinking water; MCL not established

**ATTACHMENT A**

**GROUND WATER MONITORING REPORT AND ANALYTIC REPORT**



# BLAINE TECH SERVICES INC.

985 TIMOTHY DRIVE  
SAN JOSE, CA 95133  
(408) 995-5535  
FAX (408) 293-8773

February 20, 1995

Shell Oil Company  
P.O. Box 4023  
Concord, CA 94524

Attn: Lynn Walker

SITE:  
Shell WIC #204-5508-2303  
2800 Telegraph Avenue  
Oakland, California

QUARTER:  
1st quarter of 1995

## QUARTERLY GROUNDWATER SAMPLING REPORT 950203-F-4

---

This report contains data collected during routine inspection, gauging and sampling of groundwater monitoring wells performed by Blaine Tech Services, Inc. in response to the request of the consultant who is overseeing work at this site on behalf of our mutual client, Shell Oil Company. Data collected in the course of our field work is presented in a **TABLE OF WELL GAUGING DATA**. The field information was collected during our preliminary gauging and inspection of the wells, the subsequent evacuation of each well prior to sampling, and at the time of sampling.

Measurements taken include the total depth of the well and the depth to water. The surface of water was further inspected for the presence of immiscibles which may be present as a thin film (a sheen on the surface of the water) or as a measurable free product zone (FPZ). At intervals during the evacuation phase, the purge water was monitored with instruments that measure electrical conductivity (EC), potential hydrogen (pH), temperature (degrees Fahrenheit), and turbidity (NTU). In the interest of simplicity, fundamental information is tabulated here, while the bulk of the information is turned over directly to the consultant who is making professional interpretations and evaluations of the conditions at the site.



## STANDARD PROCEDURES

---

### Evacuation

Groundwater wells are thoroughly purged before sampling to insure that the sample is collected from water that has been newly drawn into the well from the surrounding geologic formation. The selection of equipment to evacuate each well is based on the physical characteristics of the well and what is known about the performance of the formation in which the well has been installed. There are several suitable devices which can be used for evacuation. The most commonly employed devices are air or gas actuated pumps, electric submersible pumps, and hand or mechanically actuated bailers. Our personnel frequently employ USGS/Middleburg positive displacement pumps or similar air actuated pumps which do not agitate the water standing in the well.

Normal evacuation removes three case volumes of water from the well. More than three case volumes of water are removed in cases where more evacuation is needed to achieve stabilization of water parameters and when requested by the local implementing agency. Less water may be removed in cases where the well dewateres and does not recharge to 80% of its original volume within two hours and any additional time our personnel have reason to remain at the site. In such cases, our personnel return to the site within twenty four hours and collect sample material from the water which has recharged into the well case.

### Decontamination

All apparatus is brought to the site in clean and serviceable condition. The equipment is decontaminated after each use and before leaving the site. Effluent water from purging and on-site equipment cleaning is collected and transported to Shell's Martinez Manufacturing Complex in Martinez, California.

### Free Product Skimmer

The column headed, VOLUME OF IMMISCIBLES REMOVED (ml) is included in the TABLE OF WELL GAUGING DATA to cover situations where a free product skimming device must be removed from the well prior to gauging. Skimmers are installed in wells with a free product zone on the surface of the water. The skimmer is a free product recovery device which often prevents normal well gauging and free product zone measurements. The 2.0" and 3.0" PetroTraps fall into the category of devices that obstruct normal gauging. In cases where the consultant elects to have our personnel pull the skimmers out of the well and gauge the well, our personnel perform the additional task of draining the accumulated free product out of the PetroTrap before putting it back in the well. This

recovered free product is measured and logged in the VOLUME OF IMMISCIBLES REMOVED column. Gauging at such sites is performed in accordance with specific directions from the professional consulting firm overseeing work at the site on Shell's behalf.

### **Sample Containers**

Sample material is collected in specially prepared containers which are provided by the laboratory that performs the analyses.

### **Sampling**

Sample material is collected in stainless steel bailer type devices normally fitted with both a top and a bottom check valve. Water is promptly decanted into new sample containers in a manner which reduces the loss of volatile constituents and follows the applicable EPA standard for handling volatile organic and semi-volatile compounds.

Following collection, samples are promptly placed in an ice chest containing prefrozen blocks of an inert ice substitute such as Blue Ice or Super Ice. The samples are maintained in either an ice chest or a refrigerator until delivered into the custody of the laboratory.

### **Sample Designations**

All sample containers are identified with a site designation and a discrete sample identification number specific to that particular groundwater well. Additional standard notations (e.g. time, date, sampler) are also made on the label.

### **Chain of Custody**

Samples are continuously maintained in an appropriate cooled container while in our custody and until delivered to the laboratory under a standard Shell Oil Company chain of custody. If the samples are taken charge of by a different party (such as another person from our office, a courier, etc.) prior to being delivered to the laboratory, appropriate release and acceptance records are made on the chain of custody (time, date, and signature of the person releasing the samples followed by the time, date and signature of the person accepting custody of the samples).

## **Hazardous Materials Testing Laboratory**

The samples obtained at this site were delivered to National Environmental Testing, Inc. in Santa Rosa, California. NET is a California Department of Health Services certified Hazardous Materials Testing Laboratory and is listed as DOHS HMTL #178.

### **Objective Information Collection**

Blaine Tech Services, Inc. performs specialized environmental sampling and documentation as an independent third party. In order to avoid compromising the objectivity necessary for the proper and disinterested performance of this work, Blaine Tech Services, Inc. performs no consulting and does not become involved in the marketing or installation of remedial systems of any kind. Blaine Tech Services, Inc. is concerned only with the generation of objective information, not with the use of that information to support evaluations and recommendations concerning the environmental condition of the site. Even the straightforward interpretation of objective analytical data is better performed by interested regulatory agencies, and those engineers and geologists who are engaged in the work of providing professional opinions about the site and proposals to perform additional investigation or design remedial systems.

### **Reportage**

Submission of this report and the attached laboratory report to interested regulatory agencies is handled by the consultant in charge of the project. Any professional evaluations or recommendations will be made by the consultant under separate cover.

Please call if we can be of any further assistance.



Richard C. Blaine

RCB/lp

attachments: table of well gauging data  
chain of custody  
certified analytical report

cc: Weiss Associates  
5500 Shellmound Street  
SEmeryville, CA 94608-2411  
ATTN: Michael Asport

## TABLE OF WELL GAUGING DATA

WELL I.D.	DATA COLLECTION DATE	MEASUREMENT REFERENCED TO	QUALITATIVE OBSERVATIONS (sheen)	DEPTH TO FIRST IMMISCIBLES LIQUID (FPZ) (feet)	THICKNESS OF IMMISCIBLES LIQUID ZONE (feet)	VOLUME OF IMMISCIBLES REMOVED (ml)	DEPTH TO WATER (feet)	DEPTH TO WELL BOTTOM (feet)
S-1	2/3/95	TOB	-	NONE	-	-	6.98	27.80
S-4	2/3/95	TOB	-	NONE	-	-	9.18	30.35
S-5	2/3/95	TOB	-	NONE	-	-	9.59	30.57
S-6	2/3/95	TOB	-	NONE	-	-	8.04	22.16
S-7	2/3/95	TOB	-	NONE	-	-	8.53	30.80
S-8 *	2/3/95	TOB	ODOR	NONE	-	-	8.99	19.13
S-9	2/3/95	TOB	-	NONE	-	-	8.37	30.18
S-10	2/3/95	TOB	-	NONE	-	-	6.79	24.25
S-11	2/3/95	TOB	ODOR	NONE	-	-	7.12	19.12
SR-1	2/3/95	TOB	-	NONE	-	-	7.20	34.41

\* Sample DUP was a duplicate sample taken from well S-8.



**SHELL OIL COMPANY**  
RETAIL ENVIRONMENTAL ENGINEERING - WEST

**CHAIN OF CUSTODY RECORD**

Serial No: 950203 F4

Date: \_\_\_\_\_

Page 1 of 1

#5315

Site Address: 2800 Telegraph Ave., Oakland

WIC#: 204-5508-2303

Shell Engineer: Lynn Walker  
Phone No.: (510) 675-6169  
Fax #: 675-6172

Consultant Name & Address: Blaine Tech Services, Inc.  
985 Timothy Drive San Jose, CA 95133

Consultant Contact: Jim Keller  
Phone No.: (408) 995-5535  
Fax #: 293-8773

Comments:

Sampled by: *[Signature]*

Printed Name: *Tom Flacey*

**Analysis Required**

TPH (EPA 8015 Mod. Gas)	TPH (EPA 8015 Mod. Diesel)	BTEX (EPA 8020/602)	Volatile Organics (EPA 8240)	Test for Disposal	Combination TPH 8015 & BTEX 8020	Asbestos	Container Size	Preparation Used	Composite Y/N

LAB: NET PACIFIC

CHECK ONE (1) BOX ONLY	CT/DI	TURN AROUND TIME
Quantity Monitoring <input checked="" type="checkbox"/> 6441		24 hours <input type="checkbox"/>
Site Investigation <input type="checkbox"/> 6441		48 hours <input type="checkbox"/>
Soil Classfy/Disposal <input type="checkbox"/> 6442		16 days <input checked="" type="checkbox"/> (Normal)
Water Classfy/Disposal <input type="checkbox"/> 6443		Other <input type="checkbox"/>
Soil/Air Rem. or Sys. O & M <input type="checkbox"/> 6462		
Water Rem. or Sys. O & M <input type="checkbox"/> 6463		
Other <input type="checkbox"/>		

Sample ID	Date	Sludge	Soil	Water	Air	No. of Conts.	TPH (EPA 8015 Mod. Gas)	TPH (EPA 8015 Mod. Diesel)	BTEX (EPA 8020/602)	Volatile Organics (EPA 8240)	Test for Disposal	Combination TPH 8015 & BTEX 8020	Asbestos	Container Size	Preparation Used	Composite Y/N	MATERIAL DESCRIPTION	SAMPLE CONDITION/ COMMENTS	
S-5 <i>Time 1458</i>	<i>2/3/95</i>			X		<i>3</i>						X							
S-7 <i>1525</i>				X								X							
S-8 <i>1611</i>				X								X							
S-11 <i>1552</i>				X								X							
DUP				X								X							
EB <i>1509</i>				X								X							
TB <i>LAB</i>				X		<i>2</i>						X							

Relinquished By (signature): <i>[Signature]</i>	Printed Name: <i>Tom Flacey</i>	Date: <i>2/6</i>	Received (signature): <i>[Signature]</i>	Printed Name: <i>GT Lumore</i>	Date: <i>2/6</i>
Relinquished By (signature): <i>[Signature]</i>	Printed Name: <i>GT Lumore</i>	Date: <i>2/6</i>	Received (signature): <i>[Signature]</i>	Printed Name: <i>M. Dowling</i>	Date: <i>2/6</i>
Relinquished By (signature): <i>[Signature]</i>	Printed Name: _____	Date: _____	Received (signature): <i>[Signature]</i>	Printed Name: <i>Kyle Crosser</i>	Date: <i>2/16/95</i>

THE LABORATORY MUST PROVIDE A COPY OF THIS CHAIN-OF-CUSTODY WITH INVOICE AND RESULTS



NATIONAL  
ENVIRONMENTAL  
TESTING, INC.

Santa Rosa Division  
435 Tesconi Circle  
Santa Rosa, CA 95401  
Tel: (707) 526-7200  
Fax: (707) 526-9623

Jim Keller  
Blaine Tech Services  
985 Timothy Dr.  
San Jose, CA 95133

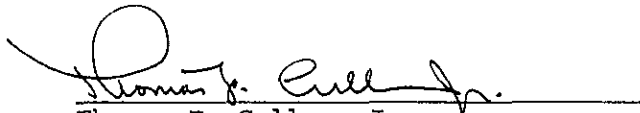
Date: 02/15/1995  
NET Client Acct. No: 1821  
NET Pacific Job No: 95 00552  
Received: 02/06/1995

Client Reference Information

Shell 2800 Telegraph Ave., Oakland/950203-F4

Sample analysis in support of the project referenced above has been completed and results are presented on following pages. Results apply only to the samples analyzed. Reproduction of this report is permitted only in its entirety. Please refer to the enclosed "Key to Abbreviations" for definition of terms. Should you have questions regarding procedures or results, please feel welcome to contact Client Services.

Approved by:

  
Thomas F. Cullen, Jr.  
Division Manager

  
Judy Ridley  
Project Coordinator

Enclosure (s)





Client Name: Blaine Tech Services

Date: 02/15/1995

Client Acct: 1821

ELAP Cert: 1386

NET Job No: 95.00552

Page: 2

Ref: Shell 2800 Telegraph Ave., Oakland/950203-F4

SAMPLE DESCRIPTION: S-5

Date Taken: 02/03/1995

Time Taken: 14:58

NET Sample No: 235354

Parameter	Results	Flags	Reporting Limit	Units	Method	Date Extracted	Date Analyzed	Run Batch No.
TPH (Gas/BTXE,Liquid)								
METHOD 5030/M8015	--						02/10/1995	2571
DILUTION FACTOR*	1						02/10/1995	2571
as Gasoline	ND		50	ug/L	5030		02/10/1995	2571
Carbon Range:	--						02/10/1995	2571
METHOD 8020 (GC,Liquid)	--						02/10/1995	2571
Benzene	ND		0.5	ug/L	8020		02/10/1995	2571
Toluene	ND		0.5	ug/L	8020		02/10/1995	2571
Ethylbenzene	ND		0.5	ug/L	8020		02/10/1995	2571
Xylenes (Total)	ND		0.5	ug/L	8020		02/10/1995	2571
SURROGATE RESULTS	--						02/10/1995	2571
Bromofluorobenzene (SURR)	90			% Rec.	5030		02/10/1995	2571

NOTE: Results apply only to the samples analyzed. Reproduction of this report is permitted only in its entirety.



Client Name: Blaine Tech Services

Date: 02/15/1995

Client Acct: 1821

ELAP Cert: 1386

NET Job No: 95.00552

Page: 3

Ref Shell 2800 Telegraph Ave., Oakland/950203-F4

SAMPLE DESCRIPTION: S-7

Date Taken: 02/03/1995

Time Taken: 15:25

NET Sample No: 235355

Parameter	Results	Flags	Reporting			Date	Date	Run
			Limit	Units	Method	Extracted	Analyzed	Batch
TPH (Gas/BTXE,Liquid)								
METHOD 5030/M8015	--						02/10/1995	2571
DILUTION FACTOR*	1						02/10/1995	2571
as Gasoline	ND		50	ug/L	5030		02/10/1995	2571
Carbon Range:	--						02/10/1995	2571
METHOD 8020 (GC,Liquid)	--						02/10/1995	2571
Benzene	ND		0.5	ug/L	8020		02/10/1995	2571
Toluene	ND		0.5	ug/L	8020		02/10/1995	2571
Ethylbenzene	ND		0.5	ug/L	8020		02/10/1995	2571
Xylenes (Total)	ND		0.5	ug/L	8020		02/10/1995	2571
SURROGATE RESULTS	--						02/10/1995	2571
Bromofluorobenzene (SURR)	91			% Rec.	5030		02/10/1995	2571

NOTE: Results apply only to the samples analyzed. Reproduction of this report is permitted only in its entirety.





Client Name: Blaine Tech Services  
Client Acct: 1821  
NET Job No: 95.00552

Date: 02/15/1995  
ELAP Cert: 1386  
Page: 4

Ref: Shell 2800 Telegraph Ave., Oakland/950203-F4

SAMPLE DESCRIPTION: S-8  
Date Taken: 02/03/1995  
Time Taken: 16:11  
NET Sample No: 235356

Parameter	Results	Flags	Reporting			Date	Date	Run
			Limit	Units	Method	Extracted	Analyzed	Batch
TPH (Gas/BTXE, Liquid)								
METHOD 5030/M0015	--						02/10/1995	2571
DILUTION FACTOR*	10						02/10/1995	2571
as Gasoline	4,800		500	ug/L	5030		02/10/1995	2571
Carbon Range:	C5-C12						02/10/1995	2571
METHOD 8020 (GC, Liquid)	--						02/10/1995	2571
Benzene	67		5	ug/L	8020		02/10/1995	2571
Toluene	39		5	ug/L	8020		02/10/1995	2571
Ethylbenzene	130		5	ug/L	8020		02/10/1995	2571
Xylenes (Total)	300		5	ug/L	8020		02/10/1995	2571
SURROGATE RESULTS	--						02/10/1995	2571
Bromofluorobenzene (SURR)	114			% Rec.	5030		02/10/1995	2571

NOTE: Results apply only to the samples analyzed. Reproduction of this report is permitted only in its entirety.



Client Name: Elaine Tech Services  
Client Acct: 1821  
NET Job No: 95.00552

Date: 02/15/1995  
ELAP Cert: 1386  
Page: 5

Ref: Shell 2800 Telegraph Ave., Oakland/950203-F4

SAMPLE DESCRIPTION: S-11  
Date Taken: 02/03/1995  
Time Taken: 15:52  
NET Sample No: 235357

Parameter	Results	Flags	Reporting Limit	Units	Method	Date Extracted	Date Analyzed	Run Batch No.
TPH (Gas/BTXE,Liquid)								
METHOD 5030/M8015	--						02/10/1995	2571
DILUTION FACTOR*	1						02/10/1995	2571
as Gasoline	380		50	ug/L	5030		02/10/1995	2571
Carbon Range:	C5-C12						02/10/1995	2571
METHOD 8020 (GC,Liquid)	--						02/10/1995	2571
Benzene	4.1		0.5	ug/L	8020		02/10/1995	2571
Toluene	0.9		0.5	ug/L	8020		02/10/1995	2571
Ethylbenzene	1.4		0.5	ug/L	8020		02/10/1995	2571
Xylenes (Total)	5.1		0.5	ug/L	8020		02/10/1995	2571
SURROGATE RESULTS	--						02/10/1995	2571
Bromofluorobenzene (SURR)	93			% Rec.	5030		02/10/1995	2571

NOTE: Results apply only to the samples analyzed. Reproduction of this report is permitted only in its entirety.



Client Name: Blaine Tech Services  
 Client Acct: 1821  
 NET Job No: 95.00552

Date: 02/15/1995  
 ELAP Cert: 1386  
 Page: 6

Ref: Shell 2800 Telegraph Ave., Oakland/950203-F4

SAMPLE DESCRIPTION: DUP  
 Date Taken: 02/03/1995  
 Time Taken:  
 NET Sample No: 235358

Parameter	Results	Flags	Reporting		Method	Date	Date	Run
			Limit	Units		Extracted	Analyzed	Batch No.
TPH (Gas/BTXE,Liquid)								
METHOD 5030/M8015	--						02/10/1995	2571
DILUTION FACTOR*	1						02/10/1995	2571
as Gasoline	3,700		50	ug/L	5030		02/10/1995	2571
Carbon Range:	C5-C14						02/10/1995	2571
METHOD 8020 (GC,Liquid)	--						02/10/1995	2571
Benzene	53	FC	0.5	ug/L	8020		02/11/1995	2575
Toluene	30		0.5	ug/L	8020		02/10/1995	2571
Ethylbenzene	100	FC	0.5	ug/L	8020		02/11/1995	2575
Xylenes (Total)	240	FC	0.5	ug/L	8020		02/11/1995	2575
SURROGATE RESULTS	--						02/10/1995	2571
Bromofluorobenzene (SURR)	95			% Rec.	5030		02/11/1995	2575

FC : Compound quantitated at a 10X dilution factor.

NOTE: Results apply only to the samples analyzed. Reproduction of this report is permitted only in its entirety.



Client Name: Blaine Tech Services  
 Client Acct: 1821  
 NET Job No: 95.00552

Date: 02/15/1995  
 ELAP Cert: 1386  
 Page: 7

Ref: Shell 2800 Telegraph Ave., Oakland/950203-F4

SAMPLE DESCRIPTION: EB  
 Date Taken: 02/03/1995  
 Time Taken: 15:09  
 NET Sample No: 235359

Parameter	Results	Flags	Reporting		Method	Date	Date	Run
			Limit	Units		Extracted	Analyzed	Batch No.
TPH (Gas/BTXE,Liquid)								
METHOD 5030/M8015	--						02/10/1995	2571
DILUTION FACTOR*	1						02/10/1995	2571
as Gasoline	ND		50	ug/L	5030		02/10/1995	2571
Carbon Range:	--						02/10/1995	2571
METHOD 8020 (GC,Liquid)	--						02/10/1995	2571
Benzene	ND		0.5	ug/L	8020		02/10/1995	2571
Toluene	ND		0.5	ug/L	8020		02/10/1995	2571
Ethylbenzene	ND		0.5	ug/L	8020		02/10/1995	2571
Xylenes (Total)	ND		0.5	ug/L	8020		02/10/1995	2571
SURROGATE RESULTS	--						02/10/1995	2571
Bromofluorobenzene (SURR)	85			% Rec.	5030		02/10/1995	2571

NOTE: Results apply only to the samples analyzed. Reproduction of this report is permitted only in its entirety.



Client Name: Blaine Tech Services  
Client Acct: 1821  
NET Job No: 95.00552

Date: 02/15/1995  
ELAP Cert: 1386  
Page: 8

Ref: Shell 2800 Telegraph Ave., Oakland/950203-F4

SAMPLE DESCRIPTION: TB  
Date Taken: 02/03/1995  
Time Taken:  
NET Sample No: 235360

Parameter	Results	Flags	Reporting			Date	Date	Run
			Limit	Units	Method	Extracted	Analyzed	Batch
TPH (Gas/BTXE,Liquid)								
METHOD 5030/M8015	--						02/10/1995	2571
DILUTION FACTOR*	1						02/10/1995	2571
as Gasoline	ND		50	ug/L	5030		02/10/1995	2571
Carbon Range:	--						02/10/1995	2571
METHOD 8020 (GC,Liquid)	--						02/10/1995	2571
Benzene	ND		0.5	ug/L	8020		02/10/1995	2571
Toluene	1.0	C	0.5	ug/L	8020		02/10/1995	2571
Ethylbenzene	ND		0.5	ug/L	8020		02/10/1995	2571
Xylenes (Total)	ND		0.5	ug/L	8020		02/10/1995	2571
SURROGATE RESULTS	--						02/10/1995	2571
Bromofluorobenzene (SURR)	95			% Rec.	5030		02/10/1995	2571

C : Positive result confirmed by secondary column or GC/MS analysis.

NOTE: Results apply only to the samples analyzed. Reproduction of this report is permitted only in its entirety.



Client Name: Blaine Tech Services  
Client Acct: 1821  
NET Job No: 95.00552

Date: 02/15/1995  
ELAP Cert: 1386  
Page: 9

Ref: Shell 2800 Telegraph Ave., Oakland/950203-F4

## CONTINUING CALIBRATION VERIFICATION STANDARD REPORT

Parameter	CCV	CCV	CCV	Units	Date Analyzed	Analyst Initials	Run Batch Number
	Standard % Recovery	Standard Amount Found	Standard Amount Expected				
TPH (Gas/BTXE, Liquid)							
as Gasoline	108.0	1.08	1.00	mg/L	02/10/1995	dfw	2571
Benzene	91.8	4.59	5.00	ug/L	02/10/1995	dfw	2571
Toluene	90.4	4.52	5.00	ug/L	02/10/1995	dfw	2571
Ethylbenzene	93.6	4.68	5.00	ug/L	02/10/1995	dfw	2571
Xylenes (Total)	93.3	14.0	15.0	ug/L	02/10/1995	dfw	2571
Bromofluorobenzene (SURR)	91.0	91	100	% Rec.	02/10/1995	dfw	2571
TPH (Gas/BTXE, Liquid)							
as Gasoline	108.0	1.08	1.00	mg/L	02/11/1995	dfw	2575
Benzene	91.8	4.59	5.00	ug/L	02/11/1995	dfw	2575
Toluene	89.6	4.48	5.00	ug/L	02/11/1995	dfw	2575
Ethylbenzene	92.6	4.63	5.00	ug/L	02/11/1995	dfw	2575
Xylenes (Total)	92.0	13.8	15.0	ug/L	02/11/1995	dfw	2575
Bromofluorobenzene (SURR)	96.0	96	100	% Rec.	02/11/1995	dfw	2575

NOTE: Results apply only to the samples analyzed. Reproduction of this report is permitted only in its entirety.



Client Name: Blaine Tech Services  
Client Acct: 1821  
NET Job No: 95.00552

Date: 02/15/1995  
ELAP Cert: 1386  
Page: 10

Ref: Shell 2800 Telegraph Ave., Oakland/950203-F4

## METHOD BLANK REPORT

Parameter	Method	Reporting		Date	Analyst	Run
	Blank	Amount	Limit	Analyzed	Initials	Batch
	Found		Units			Number
TPH (Gas/BTXE, Liquid)						
as Gasoline	ND	0.05	mg/L	02/10/1995	dfw	2571
Benzene	ND	0.5	ug/L	02/10/1995	dfw	2571
Toluene	ND	0.5	ug/L	02/10/1995	dfw	2571
Ethylbenzene	ND	0.5	ug/L	02/10/1995	dfw	2571
Xylenes (Total)	ND	0.5	ug/L	02/10/1995	dfw	2571
Bromofluorobenzene (SURR)	89		% Rec.	02/10/1995	dfw	2571
TPH (Gas/BTXE, Liquid)						
as Gasoline	ND	0.05	mg/L	02/11/1995	dfw	2575
Benzene	ND	0.5	ug/L	02/11/1995	dfw	2575
Toluene	ND	0.5	ug/L	02/11/1995	dfw	2575
Ethylbenzene	ND	0.5	ug/L	02/11/1995	dfw	2575
Xylenes (Total)	ND	0.5	ug/L	02/11/1995	dfw	2575
Bromofluorobenzene (SURR)	93		% Rec.	02/11/1995	dfw	2575

NOTE: Results apply only to the samples analyzed. Reproduction of this report is permitted only in its entirety.



Client Name: Blaine Tech Services  
 Client Acct: 1821  
 NET Job No: 95.00552

Date: 02/15/1995  
 ELAP Cert: 1386  
 Page: 11

Ref: Shell 2800 Telegraph Ave., Oakland/950203-F4

### MATRIX SPIKE / MATRIX SPIKE DUPLICATE

Parameter	Matrix Spike		RPD	Spike Amount	Sample Conc.	Matrix Spike		Units	Date Analyzed	Run Batch	Sample Spiked
	% Rec.	% Rec.				Spike Conc.	Dup. Conc.				
TPH (Gas/BTXE,Liquid)											235352
as Gasoline	106.0	104.0	1.9	1.00	ND	1.06	1.04	mg/L	02/10/1995	2571	235352
Benzene	96.3	97.4	1.1	19.1	ND	18.4	18.6	ug/L	02/10/1995	2571	235352
Toluene	97.3	98.2	0.9	78.7	0.9	77.5	78.2	ug/L	02/10/1995	2571	235352
TPH (Gas/BTXE,Liquid)											235400
as Gasoline	101.0	103.0	2.0	1.00	ND	1.01	1.03	mg/L	02/11/1995	2575	235400
Benzene	90.4	91.9	1.6	19.7	ND	17.8	18.1	ug/L	02/11/1995	2575	235400
Toluene	91.4	89.9	1.7	82.1	ND	75.0	73.8	ug/L	02/11/1995	2575	235400

NOTE: Results apply only to the samples analyzed. Reproduction of this report is permitted only in its entirety.





## KEY TO ABBREVIATIONS and METHOD REFERENCES

- < : Less than; When appearing in results column indicates analyte not detected at the value following. This datum supercedes the listed Reporting Limit.
- \* : Reporting Limits are a function of the dilution factor for any given sample. To obtain the actual reporting limits for this sample, multiply the stated Reporting Limits by the dilution factor (but do not multiply reported values).
- ICVS : Initial Calibration Verification Standard (External Standard).
- mean : Average; sum of measurements divided by number of measurements.
- mg/Kg (ppm) : Concentration in units of milligrams of analyte per kilogram of sample, wet-weight basis (parts per million).
- mg/L : Concentration in units of milligrams of analyte per liter of sample.
- mL/L/hr : Milliliters per liter per hour.
- MPN/100 mL : Most probable number of bacteria per one hundred milliliters of sample.
- N/A : Not applicable.
- NA : Not analyzed.
- ND : Not detected; the analyte concentration is less than applicable listed reporting limit.
- NTU : Nephelometric turbidity units.
- RPD : Relative percent difference,  $100 \frac{|\text{Value 1} - \text{Value 2}|}{\text{mean value}}$ .
- SNA : Standard not available.
- ug/Kg (ppb) : Concentration in units of micrograms of analyte per kilogram of sample, wet-weight basis (parts per billion).
- ug/L : Concentration in units of micrograms of analyte per liter of sample.
- umhos/cm : Micromhos per centimeter.

### Method References

Methods 100 through 493: see "Methods for Chemical Analysis of Water & Wastes", U.S. EPA, 600/4-79-020, rev. 1983.

Methods 601 through 625: see "Guidelines Establishing Test Procedures for the Analysis of Pollutants" U.S. EPA, 40 CFR, Part 136, rev. 1988.

Methods 1000 through 9999: see "Test Methods for Evaluating Solid Waste", U.S. EPA SW-846, 3rd edition, 1986.

SM: see "Standard Methods for the Examination of Water & Wastewater, 17th Edition, APHA, 1989.

COOLER RECEIPT FORM

Project: 950203 f4

Log No: 5315

Cooler received on: 2/6/95 and checked on 2/7/95 by Sam Greene

[Signature]  
(signature)

- Were custody papers present?.....  YES NO
- Were custody papers properly filled out?.....  YES NO
- Were the custody papers signed?.....  YES NO
- Was sufficient ice used?.....  YES NO
- Did all bottles arrive in good condition (unbroken)?.....  YES NO
- Did bottle labels match COC?.....  YES NO
- Were proper bottles used for analysis indicated?.....  YES NO
- Correct preservatives used?.....  YES NO
- VOA vials checked for headspace bubbles?.....  YES NO

Temp 0.5°  
GA

Note which voas (if any) had bubbles:\*

Sample descriptor:

Number of vials:

ER  
\_\_\_\_\_  
\_\_\_\_\_  
\_\_\_\_\_  
\_\_\_\_\_  
\_\_\_\_\_  
\_\_\_\_\_  
\_\_\_\_\_  
\_\_\_\_\_

103  
\_\_\_\_\_  
\_\_\_\_\_  
\_\_\_\_\_  
\_\_\_\_\_  
\_\_\_\_\_  
\_\_\_\_\_  
\_\_\_\_\_

All VOAs with headspace bubbles have been set aside so they will not be used for analysis.....YES NO

List here all other jobs received in the same cooler:

Client Job #

NET log #

\_\_\_\_\_  
\_\_\_\_\_  
\_\_\_\_\_  
\_\_\_\_\_  
\_\_\_\_\_

\_\_\_\_\_  
\_\_\_\_\_  
\_\_\_\_\_  
\_\_\_\_\_  
\_\_\_\_\_

(coolerrec)