

C A M B R I A

July 7, 2000

Susan Hugo
Alameda County Health Care Services Agency
1131 Harbor Bay Parkway, Suite 250
Alameda, California 94502-6577

Re: **Second Quarter 2000 Monitoring Report**
Shell-branded Service Station
3420 San Pablo Avenue
Oakland, California
Incident #98995748
Cambria Project #242-0554-002

ROOL



Dear Ms. Hugo:

On behalf of Equiva Services LLC, Cambria Environmental Technology, Inc. (Cambria) is submitting this groundwater monitoring report in accordance with the reporting requirements of 23 CCR 2652d.

SECOND QUARTER 2000 ACTIVITIES

Groundwater Monitoring: Blaine Tech Services, Inc. (Blaine) of San Jose, California gauged and sampled the site wells, checked for separate-phase hydrocarbons (SPH), calculated groundwater elevations, and compiled the analytical data. No SPH was detected this quarter. Cambria prepared a groundwater elevation contour map (Figure 1). Blaine's report, presenting the laboratory report and supporting field documents, is included as Attachment A.

ANTICIPATED THIRD QUARTER 2000 ACTIVITIES

Groundwater Monitoring: Blaine will measure and remove any detected SPH, gauge and sample all site wells, and tabulate the data. Cambria will prepare a monitoring report.

Oakland, CA
San Ramon, CA
Sonoma, CA
Portland, OR

**Cambria
Environmental
Technology, Inc.**

1144 65th Street
Suite B
Oakland, CA 94608
Tel (510) 420-0700
Fax (510) 420-9170

00 JUL 12 AM 10:35
RECEIVED
PROTECTION

CLOSING

We appreciate the opportunity to work with you on this project. Please call Stephan Bork at (510) 420-3344 if you have any questions or comments.

Sincerely,
Cambria Environmental Technology, Inc



Anni Kreml
Senior Staff Scientist

Stephan A. Bork, C.E.G., C.HG.
Associate Hydrogeologist




Figure: 1 - Groundwater Elevation Contour Map

Attachment: A - Blaine Groundwater Monitoring Report and Field Notes

cc: Karen Petryna, Equiva Services LLC, P.O. Box 7869, Burbank, California 91510-7869

g:\oakland3420sanpablo\qm\2q00qm.doc

G:\OAKLAND\3420SANPABLO\FIGURES\2QM00-MP.A1

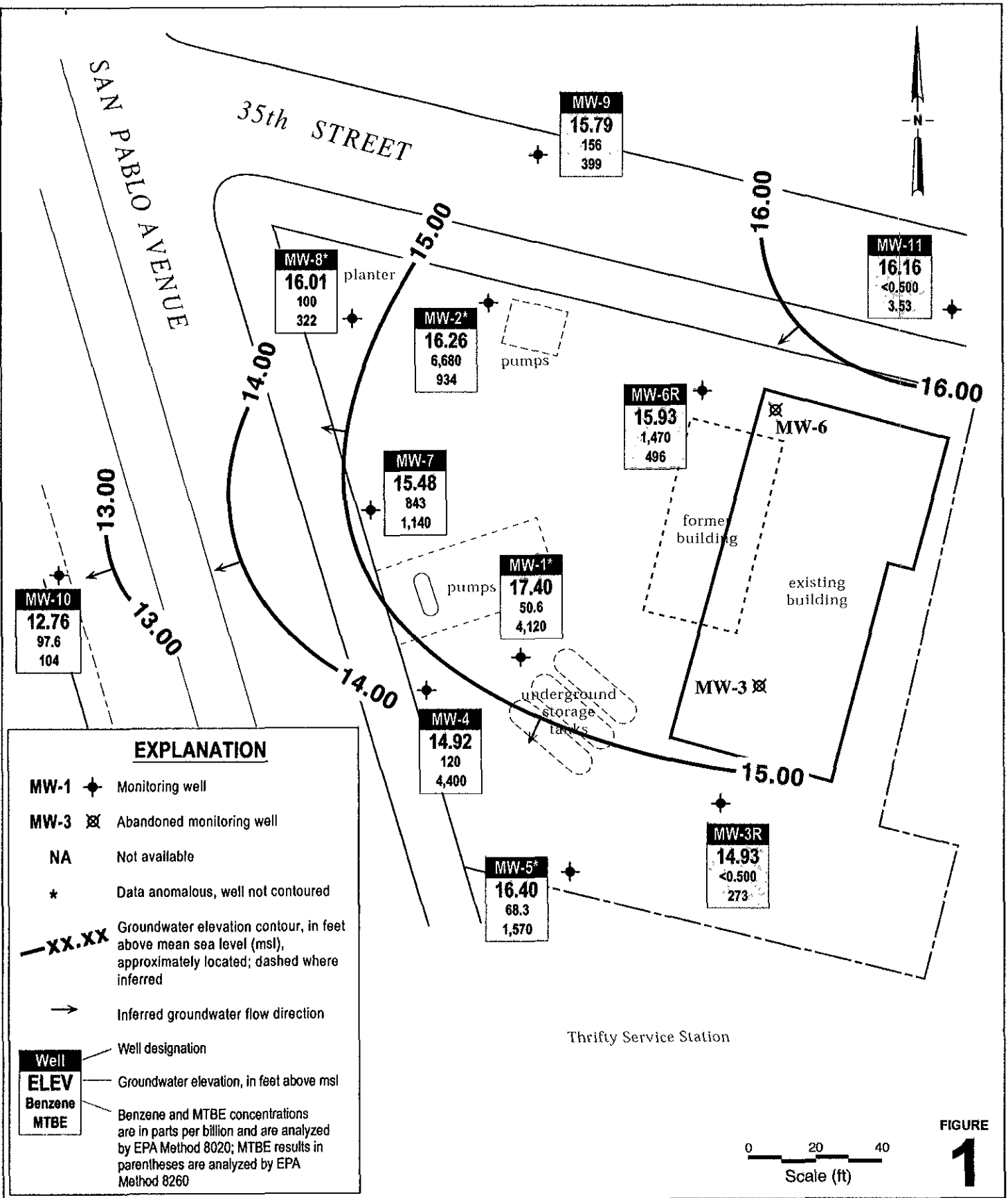


FIGURE 1

07/07/00

Shell-branded Service Station
 3420 San Pablo Avenue
 Oakland, California
 Incident #99895748



CAMBRIA

Groundwater Elevation Contour Map

April 5, 2000

ATTACHMENT A
Blaine Groundwater Monitoring Report
and Field Notes

BLAINE
TECH SERVICES INC.



1680 ROGERS AVENUE
SAN JOSE, CA 95112-1105
(408) 573-7771 FAX
(408) 573-0555 PHONE
CONTRACTOR'S LICENSE #746684
www.blainetech.com

June 9, 2000

Karen Petryna
Equiva Services LLC
P.O. Box 7869
Burbank, CA 91510-7869

Second Quarter 2000 Groundwater Monitoring at
Shell-branded Service Station
3420 San Pablo Avenue
Oakland, CA

Monitoring performed on April 5, 2000

Groundwater Monitoring Report **000405-Z-1**

This report covers the routine monitoring of groundwater wells at this Shell-branded facility. In accordance with standard procedures that conform to Regional Water Quality Control Board requirements, routine field data collection includes depth to water, total well depth, thickness of any separate immiscible layer, water column volume, calculated purge volume (if applicable), elapsed evacuation time (if applicable), total volume of water removed (if applicable), and standard water parameter instrument readings. Sample material is collected, contained, stored, and transported to the laboratory in conformance with EPA standards. Purgewater (if applicable) is, likewise, collected and transported to the Shell Martinez Manufacturing Complex.


Basic field information is presented alongside analytical values excerpted from the laboratory report in the cumulative table of **WELL CONCENTRATIONS**. The full analytical report for the most recent samples and the field data sheets are attached to this report.

At a minimum, Blaine Tech Services, Inc. field personnel are certified on completion of a forty hour Hazardous Materials and Emergency Response training course per 29 CFR 1910.120. Field personnel are also enrolled in annual eight hour refresher courses.

Blaine Tech Services, Inc. conducts sampling and documentation assignments of this type as an independent third party. In order to avoid compromising the objectivity necessary for the proper and disinterested performance of this work, Blaine Tech Services, Inc. concentrates on objective data collection and does not participate in the interpretation of analytical results, the definition of geological or hydrological conditions, the formulation of recommendations, or the marketing of remedial systems.

Please call if you have any questions.

Yours truly,

A handwritten signature in black ink, appearing to read "Deidre Kerwin", with a long horizontal flourish extending to the right.

Deidre Kerwin
Operations Manager

DK/ew

attachments: Cumulative Table of WELL CONCENTRATIONS
Certified Analytical Report
Field Data Sheet

cc: Anni Kreml
Cambria Environmental Technology, Inc.
1144 65th Street, Suite C
Oakland, CA 94608-2411

WELL CONCENTRATIONS
Shell-branded Service Station
3420 San Pablo Avenue
Oakland, CA
Wic #204-5508-5306

Well ID	Date	TPPH (ug/L)	B (ug/L)	T (ug/L)	E (ug/L)	X (ug/L)	MTBE 8020 (ug/L)	MTBE 8260 (ug/L)	TOC (MSL)	Depth to Water (ft.)	Depth to SPH (ft.)	GW Elevation (MSL)	SPH Thickness (ft.)	DO Reading (ppm)
MW-1	08/06/1991	NA	NA	NA	NA	NA	NA	NA	21.28	10.86	NA	10.43	NA	NA
MW-1	10/23/1991	32,000	2,700	360	550	3,700	NA	NA	21.28	11.05	NA	10.24	0.01	NA
MW-1	01/28/1992	14,000	1,000	106	450	1,600	NA	NA	21.28	10.84	NA	10.44	NA	NA
MW-1	05/05/1992	98,000	11,000	1,200	3,500	18,000	NA	NA	21.28	9.42	NA	11.86	<0.01	NA
MW-1	07/13/1992	11,000	1,100	130	740	1,300	NA	NA	21.28	11.36	NA	9.92	NA	NA
MW-1	10/12/1992	NA	NA	NA	NA	NA	NA	NA	21.28	13.14	NA	8.21	0.09	NA
MW-1	01/12/1993	NA	110	NA	NA	NA	NA	NA	21.28	7.52	NA	13.78	0.02	NA
MW-1	04/06/1993	NA	NA	NA	NA	NA	NA	NA	21.28	7.13	NA	14.16	<0.01	NA
MW-1	07/12/1993	NA	NA	NA	NA	NA	NA	NA	21.28	11.02	NA	10.27	0.01	NA
MW-1	10/13/1993	NA	NA	NA	NA	NA	NA	NA	21.28	12.18	NA	9.11	0.01	NA
MW-1	01/20/1994	NA	NA	NA	NA	NA	NA	NA	21.28	9.18	NA	12.10	0.01	NA
MW-1	04/13/1994	NA	NA	NA	NA	NA	NA	NA	21.28	8.72	NA	12.58	0.02	NA
MW-1	07/19/1994	17,000	420	140	530	1,300	NA	NA	21.28	8.76	NA	12.52	NA	NA
MW-1	10/27/1994	23,000	1,200	130	990	960	NA	NA	21.28	10.49	NA	10.79	NA	NA
MW-1	01/03/1995	31,000	610	160	1,200	5,000	NA	NA	21.28	6.15	NA	15.13	NA	NA
MW-1	04/13/1995	20,000	340	42	680	2,900	NA	NA	21.28	5.24	NA	16.04	NA	NA
MW-1	06/30/1995	16,000	450	62	460	1,200	NA	NA	21.28	7.24	NA	14.04	NA	NA
MW-1	10/11/1995	8,400	660	47	510	850	8,000	NA	21.28	9.48	NA	11.80	NA	NA
MW-1	10/13/1995	7,400	730	54	490	1,100	8,200	NA	21.28	NA	NA	NA	NA	NA
MW-1	01/17/1996	24,000	570	110	820	2,900	15,000	NA	21.28	6.48	NA	14.80	NA	NA
MW-1	04/10/1996	20,000	120	11	420	1,400	15,000	NA	21.28	5.38	NA	15.90	NA	NA
MW-1	07/30/1996	7,900	240	22	170	300	12,000	NA	21.28	7.61	NA	13.67	NA	NA
MW-1	10/17/1996	6,600	1,000	20	120	130	10,000	NA	21.28	8.66	NA	12.62	NA	1.4
MW-1	01/22/1997	13,000	170	<50	330	1,200	18,000	NA	21.28	5.00	NA	16.28	NA	1.6
MW-1	04/01/1997	7,900	240	26	130	200	6,400	NA	21.28	6.42	NA	14.86	NA	1.4
MW-1	07/14/1997	5,000	<20	<20	59	61	9,000	NA	21.28	8.92	NA	12.36	NA	1.9

WELL CONCENTRATIONS
Shell-branded Service Station
3420 San Pablo Avenue
Oakland, CA
Wic #204-5508-5306

Well ID	Date	TPPH (ug/L)	B (ug/L)	T (ug/L)	E (ug/L)	X (ug/L)	MTBE 8020 (ug/L)	MTBE 8260 (ug/L)	TOC (MSL)	Depth to Water (ft.)	Depth to SPH (ft.)	GW Elevation (MSL)	SPH Thickness (ft.)	DO Reading (ppm)
---------	------	----------------	-------------	-------------	-------------	-------------	------------------------	------------------------	--------------	----------------------------	--------------------------	--------------------------	---------------------------	------------------------

MW-1	10/08/1997	3,200	180	7.6	18	6.1	11,000	NA	21.28	9.43	NA	11.85	NA	4.8
MW-1	01/19/1998	8,100	39	<20	280	660	1,100	NA	21.28	1.20	NA	20.08	NA	2.6
MW-1	04/28/1998	2,900	62	<10	160	370	1,200	1,200	21.28	4.81	NA	16.47	NA	2.4
MW-1	09/30/1998	1,300	25	8.3	<5.0	12	2,000	NA	21.05	9.90	NA	11.15	NA	1.6
MW-1	12/09/1998	21,000	240	<200	520	920	18,000	18,000	21.05	12.26	NA	8.79	NA	4.3
MW-1	01/18/1999	10,600	<100	<100	471	130	48,600	50,800	21.05	6.00	NA	15.05	NA	1.3
MW-1	04/12/1999	7,500	101	26.0	248	578	31,000	37,900	21.05	4.00	NA	17.05	NA	1.2
MW-1	07/27/1999	5,420	80.1	<50.0	123	143	24,700	33,200*	21.05	6.18	NA	14.87	NA	1.3
MW-1	10/14/1999	3,750	75.8	<12.5	30.3	37.0	17,200	20,600	21.05	6.83	NA	14.22	NA	1.3
MW-1	01/06/2000	5,550	82.2	<5.00	128	45.4	9,410	8,200	21.05	6.36	NA	14.69	NA	1.3
MW-1	04/05/2000	2,860	50.6	<10.0	98.2	36.2	4,120	3,150	21.05	3.65	NA	17.40	NA	2.0

MW-2	08/06/1991	50,000	15,000	NA	2,700	13,000	NA	NA	21.56	9.72	NA	11.84	NA	NA
MW-2	10/23/1991	120,000	11,000	1,400	3,500	19,000	NA	NA	21.56	10.03	NA	11.53	NA	NA
MW-2	01/28/1992	49,000	7,400	800	1,800	8,300	NA	NA	21.56	8.78	NA	12.78	NA	NA
MW-2	05/05/1992	52,000	12,000	1,100	2,200	12,000	NA	NA	21.56	7.58	NA	13.98	NA	NA
MW-2	07/13/1992	47,000	15,000	2,400	4,500	16,000	NA	NA	21.56	9.63	NA	11.93	NA	NA
MW-2	10/12/1992	NA	NA	NA	NA	NA	NA	NA	21.56	11.66	NA	9.92	0.03	NA
MW-2	01/12/1993	NA	NA	NA	NA	NA	NA	NA	21.56	7.13	NA	14.44	0.01	NA
MW-2	04/06/1993	NA	NA	NA	NA	NA	NA	NA	21.56	6.40	NA	15.17	<0.01	NA
MW-2	07/12/1993	59,000	12,000	950	2,400	11,000	NA	NA	21.56	8.75	NA	12.81	NA	NA
MW-2	10/13/1993	54,000	14,000	1,200	3,700	22,000	NA	NA	21.56	10.28	NA	11.28	NA	NA
MW-2	01/20/1994	NA	NA	NA	NA	NA	NA	NA	21.56	NA	NA	NA	NA	NA
MW-2	04/13/1994	79,000	9,400	740	2,100	12,000	NA	NA	21.56	7.35	NA	14.22	<0.01	NA
MW-2	07/19/1994	63,000	13,000	810	1,900	13,000	NA	NA	21.56	8.24	NA	13.32	NA	NA
MW-2	10/27/1994	64,000	8,800	480	2,100	10,000	NA	NA	21.56	10.26	NA	13.32	NA	NA
MW-2	01/03/1995	67,000	9,800	720	2,800	11,000	NA	NA	21.56	6.44	NA	15.12	NA	NA

WELL CONCENTRATIONS
Shell-branded Service Station
3420 San Pablo Avenue
Oakland, CA
Wic #204-5508-5306

Well ID	Date	TPPH (ug/L)	B (ug/L)	T (ug/L)	E (ug/L)	X (ug/L)	MTBE 8020 (ug/L)	MTBE 8260 (ug/L)	TOC (MSL)	Depth to Water (ft.)	Depth to SPH (ft.)	GW Elevation (MSL)	SPH Thickness (ft.)	DO Reading (ppm)
---------	------	----------------	-------------	-------------	-------------	-------------	------------------------	------------------------	--------------	----------------------------	--------------------------	--------------------------	---------------------------	------------------------

MW-2	04/13/1995	83,000	10,000	490	2,600	13,000	NA	NA	21.56	5.89	NA	15.67	NA	NA
MW-2	06/30/1995	65,000	12,000	1,800	2,400	12,000	NA	NA	21.56	7.41	NA	14.15	NA	NA
MW-2	10/11/1995	68,000	8,800	840	3,000	13,000	1,400	NA	21.56	8.02	NA	13.54	NA	NA
MW-2	01/17/1996	79,000	12,000	640	2,700	14,000	2,200	NA	21.56	7.42	NA	14.14	NA	NA
MW-2	04/10/1996	84,000	7,200	310	1,700	7,800	2,900	NA	21.56	6.91	NA	14.65	NA	NA
MW-2	07/30/1996	26,000	6,800	210	1,300	5,500	4,500	NA	21.56	7.63	NA	13.93	NA	NA
MW-2	10/17/1996	46,000	9,800	340	2,000	6,500	4,900	NA	21.56	8.27	NA	13.29	NA	1.8
MW-2	01/22/1997	52,000	6,200	220	1,400	6,600	3,000	NA	21.56	7.09	NA	14.47	NA	1.9
MW-2	04/01/1997	69,000	6,000	380	2,400	11,000	3,800	NA	21.56	6.91	NA	14.65	NA	2.0
MW-2	07/14/1997	53,000	7,700	260	1,600	5,200	2,400	NA	21.56	9.93	NA	11.63	NA	1.2
MW-2	10/08/1997	56,000	8,500	320	1,600	5,100	4,200	NA	21.56	10.43	NA	11.13	NA	2.1
MW-2	01/19/1998	64,000	10,000	230	2,400	12,000	2,700	NA	21.56	3.60	NA	17.96	NA	2.4
MW-2	04/28/1998	45,000	9,800	310	2,700	11,000	2,400	2,000	21.56	4.81	NA	15.71	NA	2
MW-2	09/30/1998	42,000	7,400	200	2,600	9,800	1,800	NA	21.58	7.20	NA	14.38	NA	1.6
MW-2	12/09/1998	60,000	7,000	270	1,600	7,000	2,100	NA	21.58	7.11	NA	14.47	NA	4.6
MW-2	01/18/1999	45,000	7,960	151	1,750	6,410	1,310	NA	21.58	6.83	NA	14.75	NA	1.8
MW-2	04/12/1999	47,400	7,680	131	1,840	6,400	<1,000	NA	21.58	5.90	NA	15.68	NA	1.9
MW-2	07/27/1999	36,400	6,750	83.5	1,590	5,070	682	NA	21.58	6.56	NA	15.02	NA	2.0
MW-2	10/14/1999	45,300	6,990	144	1,850	4,930	1,070	NA	21.58	8.90	NA	12.68	NA	1.5
MW-2	01/06/2000	44,100	5,820	107	1,720	4,590	841	NA	21.58	7.27	NA	14.31	NA	1.4
MW-2	04/05/2000	32,000	6,680	<100	1,770	4,030	934	NA	21.58	5.32	NA	16.26	NA	1.3

MW-3	08/06/1991	430	8	1	4	15	NA	NA	21.78	11.18	NA	10.60	NA	NA
MW-3	10/23/1991	390	2.10	<0.3	0.48	2	NA	NA	21.78	11.69	NA	10.09	NA	NA
MW-3	01/28/1992	190	<0.5	<0.5	<0.5	<0.5	NA	NA	21.78	9.99	NA	11.79	NA	NA
MW-3	05/04/1992	190	<1	<1	<1	0.71	NA	NA	21.78	9.46	NA	12.32	NA	NA
MW-3	07/20/1992	200a	<0.5	<0.5	<0.5	<0.5	NA	NA	21.78	11.29	NA	10.49	NA	NA

WELL CONCENTRATIONS
Shell-branded Service Station
3420 San Pablo Avenue
Oakland, CA
Wic #204-5508-5306

Well ID	Date	TPPH (ug/L)	B (ug/L)	T (ug/L)	E (ug/L)	X (ug/L)	MTBE 8020 (ug/L)	MTBE 8260 (ug/L)	TOC (MSL)	Depth to Water (ft.)	Depth to SPH (ft.)	GW Elevation (MSL)	SPH Thickness (ft.)	DO Reading (ppm)
---------	------	----------------	-------------	-------------	-------------	-------------	------------------------	------------------------	--------------	----------------------------	--------------------------	--------------------------	---------------------------	------------------------

MW-3	10/12/1992	180a	<0.5	<0.5	<0.5	<0.5	NA	NA	21.78	13.10	NA	8.68	NA	NA
MW-3	01/12/1993	180	<0.5	2.3	0.9	5.6	NA	NA	21.78	7.32	NA	14.46	NA	NA
MW-3	04/06/1993	280	<0.5	<0.5	<0.5	<0.5	NA	NA	21.78	7.44	NA	14.34	NA	NA
MW-3	07/12/1993	310a	<0.5	<0.5	<0.5	<0.5	NA	NA	21.78	10.62	NA	11.16	NA	NA
MW-3	10/13/1993	150	<0.5	<0.5	<0.5	<0.5	NA	NA	21.78	12.05	NA	9.73	NA	NA
MW-3	01/20/1994	180	<0.5	<0.5	<0.5	<0.5	NA	NA	21.78	9.62	NA	12.16	NA	NA
MW-3	04/13/1994	270	<0.5	<0.5	<0.5	<0.5	NA	NA	21.78	9.15	NA	12.63	NA	NA
MW-3	07/19/1994	190a	<0.5	<0.5	<0.5	<0.5	NA	NA	21.78	10.13	NA	11.65	NA	NA
MW-3	10/27/1994	160a	<0.5	<0.5	<0.5	<0.5	NA	NA	21.78	11.66	NA	10.12	NA	NA
MW-3	01/03/1995	100a	<0.5	<0.5	<0.5	<0.5	NA	NA	21.78	6.89	NA	14.89	NA	NA
MW-3	04/13/1995	120a	<0.5	<0.5	<0.5	<0.5	NA	NA	21.78	6.79	NA	14.99	NA	NA
MW-3	06/30/1995	180a	<0.5	<0.5	<0.5	<0.5	NA	NA	21.78	8.94	NA	12.84	NA	NA
MW-3	10/11/1995	150	2.2	<0.5	<0.5	<0.5	2.3	NA	21.78	10.62	NA	11.16	NA	NA
MW-3	01/17/1996	120	<0.5	<0.5	<0.5	<0.5	7.8	NA	21.78	7.18	NA	14.60	NA	NA
MW-3	04/10/1996	160	<0.5	<0.5	<0.5	<0.5	12	NA	21.78	6.76	NA	15.02	NA	NA
MW-3	07/30/1996	57	<0.5	<0.5	<0.5	<0.5	<2.5	NA	21.78	9.04	NA	12.74	NA	NA
MW-3	10/17/1996	<50	<0.5	<0.5	<0.5	<0.5	<2.5	NA	21.78	9.04	NA	12.74	NA	2.0
MW-3	01/22/1997	<50	<0.5	<0.5	<0.5	<0.5	3.7	NA	21.78	5.03	NA	16.75	NA	2.4
MW-3	04/01/1997	71	<0.50	<0.50	<0.50	<0.50	NA b	NA	21.78	8.23	NA	13.55	NA	1.6
MW-3	07/14/1997	<50	<0.50	<0.50	<0.50	1.5	NA b	NA	21.78	9.09	NA	12.69	NA	1.9
MW-3	10/08/1997	73	<0.50	<0.50	<0.50	<0.50	NA b	NA	21.78	10.23	NA	11.55	NA	5.5
MW-3	12/05/1997	Abandoned												

MW-3R	04/06/1999	NA	NA	NA	NA	NA	NA	NA	21.83	9.89	NA	11.94	NA	NA
MW-3R	04/12/1999	<50.0	<0.500	<0.500	<0.500	<0.500	<5.00	NA	21.83	5.83	NA	16.00	NA	2.1
MW-3R	07/27/1999	<50.0	<0.500	<0.500	<0.500	<0.500	4.15	NA	21.83	9.59	NA	12.24	NA	2.0
MW-3R	10/14/1999	<50.0	<0.500	<0.500	<0.500	<0.500	9.43	NA	21.83	10.00	NA	11.83	NA	0.6

WELL CONCENTRATIONS
Shell-branded Service Station
3420 San Pablo Avenue
Oakland, CA
Wic #204-5508-5306

Well ID	Date	TPPH (ug/L)	B (ug/L)	T (ug/L)	E (ug/L)	X (ug/L)	MTBE 8020 (ug/L)	MTBE 8260 (ug/L)	TOC (MSL)	Depth to Water (ft.)	Depth to SPH (ft.)	GW Elevation (MSL)	SPH Thickness (ft.)	DO Reading (ppm)
---------	------	----------------	-------------	-------------	-------------	-------------	------------------------	------------------------	--------------	----------------------------	--------------------------	--------------------------	---------------------------	------------------------

MW-3R	01/06/2000	78	<0.500	<0.500	<0.500	<0.500	31	NA	21.83	9.71	NA	12.12	NA	0.8
MW-3R	04/05/2000	<50.0	<0.500	<0.500	<0.500	<0.500	273	NA	21.83	6.90	NA	14.93	NA	1.5

MW-4	08/06/1991	1,300	28	18	68	150	NA	NA	20.31	10.57	NA	9.74	NA	NA
MW-4	10/23/1991	1,900	97	6.10	38	77	NA	NA	20.31	10.46	NA	9.85	NA	NA
MW-4	01/28/1992	200	7.60	<0.5	3	3.30	NA	NA	20.31	9.54	NA	10.77	NA	NA
MW-4	05/04/1992	690	98	3	13	<1	NA	NA	20.31	8.33	NA	11.98	NA	NA
MW-4	07/13/1992	1,500	140	2.90	17	12	NA	NA	20.31	9.87	NA	10.44	NA	NA
MW-4	10/12/1992	NA	NA	NA	NA	NA	NA	NA	20.31	12.43	NA	8.50	0.78	NA
MW-4	01/12/1993	NA	NA	NA	NA	NA	NA	NA	20.31	7.12	NA	13.99	1.00	NA
MW-4	04/06/1993	NA	NA	NA	NA	NA	NA	NA	20.31	7.23	NA	13.84	0.95	NA
MW-4	07/12/1993	NA	NA	NA	NA	NA	NA	NA	20.31	10.08	NA	10.25	0.03	NA
MW-4	10/13/1993	NA	NA	NA	NA	NA	NA	NA	20.31	11.35	NA	9.06	0.12	NA
MW-4	01/20/1994	NA	NA	NA	NA	NA	NA	NA	20.31	9.06	NA	11.26	0.02	NA
MW-4	04/13/1994	NA	NA	NA	NA	NA	NA	NA	20.31	8.58	NA	11.74	0.01	NA
MW-4	07/19/1994	12,000	230	43	230	660	NA	NA	20.31	9.71	NA	10.60	NA	NA
MW-4	10/27/1994	NA	NA	NA	NA	NA	NA	NA	20.31	10.60	NA	9.73	0.03	NA
MW-4	01/03/1995	NA	NA	NA	NA	NA	NA	NA	20.31	5.49	NA	14.83	0.01	NA
MW-4	04/13/1995	NA	NA	NA	NA	NA	NA	NA	20.31	6.53	NA	13.80	0.03	NA
MW-4	06/30/1995	7,400	140	<0.5	160	350	NA	NA	20.31	9.57	NA	10.74	NA	NA
MW-4	10/11/1995	3,000	29	10	100	82	9,700	NA	20.31	10.30	NA	10.01	NA	NA
MW-4	01/17/1996	9,700	190	<0.5	190	410	4,500	NA	20.31	6.68	NA	13.63	NA	NA
MW-4	04/10/1996	2,800	16	<0.5	22	50	6,100	NA	20.31	7.90	NA	12.41	NA	NA
MW-4	07/30/1996	1,600	68	<12	58	39	8,500	NA	20.31	8.73	NA	11.58	NA	2.8
MW-4	10/17/1996	4,800	120	<25	150	96	11,000	NA	20.31	7.63	NA	10.34	NA	2.8
MW-4	01/22/1997	12,000	83	<20	170	240	4,300	NA	20.31	5.26	NA	15.05	NA	2.6
MW-4	04/01/1997	4,800	65	<5.0	81	93	3,200	NA	20.31	8.02	NA	12.29	NA	2.4

WELL CONCENTRATIONS
Shell-branded Service Station
3420 San Pablo Avenue
Oakland, CA
Wic #204-5508-5306

Well ID	Date	TPPH (ug/L)	B (ug/L)	T (ug/L)	E (ug/L)	X (ug/L)	MTBE 8020 (ug/L)	MTBE 8260 (ug/L)	TOC (MSL)	Depth to Water (ft.)	Depth to SPH (ft.)	GW Elevation (MSL)	SPH Thickness (ft.)	DO Reading (ppm)
---------	------	----------------	-------------	-------------	-------------	-------------	------------------------	------------------------	--------------	----------------------------	--------------------------	--------------------------	---------------------------	------------------------

MW-4	07/14/1997	2,400	35	<10	30	20	6,000	NA	20.31	10.05	NA	10.26	NA	2.0
MW-4	10/08/1997	2,900	66	<20	<20	<20	7,300	NA	20.31	10.22	NA	10.09	NA	5.9
MW-4	01/19/1998	Inaccessible		NA	NA	NA	NA	NA	20.31	NA	NA	NA	NA	NA
MW-4	04/28/1998	Inaccessible		NA	NA	NA	NA	NA	20.31	NA	NA	NA	NA	NA
MW-4	09/30/1998	1,300	57	8.7	58	37	3,600	NA	20.92	9.31	NA	11.61	NA	2.9
MW-4	12/09/1998	3,500	130	<5.0	100	36	3,200	4,500	20.92	9.30	NA	11.62	NA	2.2
MW-4	01/18/1999	7,040	321	<25.0	273	<25.0	4,830	4,660	20.92	8.60	NA	12.32	NA	2.3
MW-4	04/12/1999	1,540	47.6	<10.0	24.4	<10.0	2,760	NA	20.92	6.25	NA	14.67	NA	1.9
MW-4	07/27/1999	3,570	214	<25.0	58.3	31.0	5,440	7,280*	20.92	9.33	NA	11.59	NA	1.9
MW-4	10/14/1999	3,920	157	<25.0	103	<25.0	6,550	8,990	20.92	9.93	NA	10.99	NA	1.7
MW-4	01/06/2000	5,030	247	7.2	169	37.7	6,860	7,400	20.92	9.31	NA	11.61	NA	1.7
MW-4	04/05/2000	1,870	120	<5.00	15.1	<5.00	4,400	2,890	20.92	6.00	NA	14.92	NA	1.8

MW-5	08/06/1991	9,100	210	27	240	660	NA	NA	20.91	10.23	NA	10.68	NA	NA
MW-5	10/23/1991	12,000	92	18	230	450	NA	NA	20.91	10.89	NA	10.02	NA	NA
MW-5	01/28/1992	3,300	130	10	180	220	NA	NA	20.91	8.45	NA	12.46	NA	NA
MW-5	05/04/1992	3,900	95	<12.5	260	120	NA	NA	20.91	8.05	NA	12.86	NA	NA
MW-5	07/13/1992	4,100	180	12	250	73	NA	NA	20.91	10.00	NA	10.91	NA	NA
MW-5	10/12/1992	NA	NA	NA	NA	NA	NA	NA	20.91	11.83	NA	9.09	0.01	NA
MW-5	01/12/1993	NA	NA	NA	NA	NA	NA	NA	20.91	6.10	NA	14.81	<0.01	NA
MW-5	04/06/1993	6,200	71	<0.5	53	150	NA	NA	20.91	6.18	NA	14.73	NA	NA
MW-5	07/12/1993	3,400	130	<0.5	170	130	NA	NA	20.91	9.59	NA	11.32	NA	NA
MW-5	10/13/1993	NA	NA	NA	NA	NA	NA	NA	20.91	10.80	NA	10.13	0.03	NA
MW-5	01/20/1994	NA	NA	NA	NA	NA	NA	NA	20.91	7.42	NA	13.49	0.01	NA
MW-5	04/13/1994	NA	NA	NA	NA	NA	NA	NA	20.91	7.05	NA	13.87	0.01	NA
MW-5	07/19/1994	11,000	180	13	180	260	NA	NA	20.91	8.57	NA	12.34	NA	NA
MW-5	10/27/1994	6,900	82	<5	210	1,110	NA	NA	20.91	10.14	NA	10.77	NA	NA

WELL CONCENTRATIONS
Shell-branded Service Station
3420 San Pablo Avenue
Oakland, CA
Wic #204-5508-5306

Well ID	Date	TPPH (ug/L)	B (ug/L)	T (ug/L)	E (ug/L)	X (ug/L)	MTBE 8020 (ug/L)	MTBE 8260 (ug/L)	TOC (MSL)	Depth to Water (ft.)	Depth to SPH (ft.)	GW Elevation (MSL)	SPH Thickness (ft.)	DO Reading (ppm)
---------	------	----------------	-------------	-------------	-------------	-------------	------------------------	------------------------	--------------	----------------------------	--------------------------	--------------------------	---------------------------	------------------------

MW-5	01/03/1995	12,000	110	46	790	510	NA	NA	20.91	5.84	NA	15.07	NA	NA
MW-5	04/13/1995	10,000	61	<20	330	140	NA	NA	20.91	5.28	NA	15.63	NA	NA
MW-5	06/30/1995	12,000	180	8.60	440	340	NA	NA	20.91	7.43	NA	13.48	NA	NA
MW-5	10/11/1995	11,000	<50	<50	440	340	5,100	NA	20.91	8.90	NA	12.01	NA	NA
MW-5	01/17/1996	82,000	330	120	960	1,400	820	NA	20.91	6.40	NA	14.51	NA	NA
MW-5	04/10/1996	23,000	<50	<50	360	190	770	NA	20.91	5.70	NA	15.21	NA	NA
MW-5	07/30/1996	38,000	3,000	<100	1,100	2,600	560	NA	20.91	7.71	NA	13.20	NA	NA
MW-5	10/17/1996	13,000	36	<10	210	160	720	NA	20.91	9.04	NA	11.87	NA	1.4
MW-5	01/22/1997	20,000	63	<50	380	390	650	NA	20.91	4.85	NA	16.06	NA	1.6
MW-5	04/01/1997	16,000	110	<50	390	320	2,200	NA	20.91	6.54	NA	14.37	NA	1.4
MW-5	07/14/1997	15,000	70	<20	220	170	450	NA	20.91	8.54	NA	12.37	NA	1.8
MW-5	10/08/1997	9,100	27	11	170	57	530	NA	20.91	9.09	NA	11.82	NA	4.7
MW-5	01/19/1998	9,500	92	<50	200	77	1,100	NA	20.91	2.11	NA	18.80	NA	2.5
MW-5	04/28/1998	15,000	100	53	150	80	460	NA	20.91	4.90	NA	16.01	NA	2.2
MW-5	09/30/1998	11,000	120	<100	240	200	<500	NA	21.71	8.05	NA	13.66	NA	2.0
MW-5	12/09/1998	45,000	<200	<200	240	240	<1,000	NA	21.71	8.62	NA	13.09	NA	4.7
MW-5	01/18/1999	9,120	13.8	<2.50	315	74.5	131	NA	21.71	6.75	NA	14.96	NA	2.1
MW-5	04/12/1999	16,200	80.9	<50.0	163	<50.0	8,310	NA	21.71	4.80	NA	16.91	NA	2.3
MW-5	07/27/1999	6,820	<5.00	<5.00	99.7	<5.00	216	NA	21.71	6.25	NA	15.46	NA	2.1
MW-5	10/14/1999	10,800	47.8	<12.5	313	23.1	232	NA	21.71	6.93	NA	14.78	NA	2.8
MW-5	01/06/2000	9,920	39.8	15.4	220	69.6	478	NA	21.71	7.52	NA	14.19	NA	2.9
MW-5	04/05/2000	8,370	68.3	20.1	402	<10.0	1,570	NA	21.71	5.31	NA	16.40	NA	0.4

MW-6	08/06/1991	28,000	1,400	200	1,300	4,200	NA	NA	22.32	10.61	NA	11.71	NA	NA
MW-6	10/23/1991	53,000	1,400	230	1,800	6,700	NA	NA	22.32	11.68	NA	10.64	NA	NA
MW-6	01/28/1992	87,000	1,200	470	2,000	6,600	NA	NA	22.32	8.90	NA	13.42	NA	NA
MW-6	05/05/1992	230,000	<500	<500	3,200	11,000	NA	NA	22.32	8.01	NA	14.31	NA	NA

WELL CONCENTRATIONS
Shell-branded Service Station
3420 San Pablo Avenue
Oakland, CA
Wic #204-5508-5306

Well ID	Date	TPPH (ug/L)	B (ug/L)	T (ug/L)	E (ug/L)	X (ug/L)	MTBE 8020 (ug/L)	MTBE 8260 (ug/L)	TOC (MSL)	Depth to Water (ft.)	Depth to SPH (ft.)	GW Elevation (MSL)	SPH Thickness (ft.)	DO Reading (ppm)
MW-6	07/13/1992	2,700,000	<2,500	3,500	14,000	36,000	NA	NA	22.32	10.77	NA	11.55	NA	NA
MW-6	10/12/1992	NA	NA	NA	NA	NA	NA	NA	22.32	8.68	NA	9.34	0.48	NA
MW-6	01/12/1993	NA	NA	NA	NA	NA	NA	NA	22.32	6.40	NA	15.92	<0.01	NA
MW-6	04/06/1993	320,000	2,500	14,000	980	14,000	NA	NA	22.32	5.93	NA	16.39	NA	NA
MW-6	07/12/1993	31,000	1,100	4,500	150	4,500	NA	NA	22.32	10.25	NA	12.07	NA	NA
MW-6	10/13/1993	NA	NA	NA	NA	NA	NA	NA	22.32	12.28	NA	10.20	0.20	NA
MW-6	01/20/1994	NA	NA	NA	NA	NA	NA	NA	22.32	9.14	NA	13.20	0.02	NA
MW-6	04/13/1994	NA	NA	NA	NA	NA	NA	NA	22.32	7.67	NA	14.66	0.01	NA
MW-6	07/19/1994	NA	NA	NA	NA	NA	NA	NA	22.32	10.07	NA	12.31	0.07	NA
MW-6	10/27/1994	NA	NA	NA	NA	NA	NA	NA	22.32	11.84	NA	10.57	0.11	NA
MW-6	01/03/1995	NA	NA	NA	NA	NA	NA	NA	22.32	7.80	NA	14.54	0.02	NA
MW-6	04/13/1995	NA	NA	NA	NA	NA	NA	NA	22.32	5.77	NA	16.57	0.02	NA
MW-6	06/30/1995	1,100,000	6,600	6,100	12,000	29,000	NA	NA	22.32	7.78	NA	14.54	NA	NA
MW-6	10/11/1995	30,000	130	<50	1,400	4,200	710	NA	22.32	10.06	NA	12.26	NA	NA
MW-6	01/17/1996	450,000	510	1,400	2,700	11,000	630	NA	22.32	6.91	NA	15.41	NA	NA
MW-6	04/10/1996	22,000	47	<10	350	860	<50	NA	22.32	5.92	NA	16.40	NA	NA
MW-6	07/30/1996	38,000	3,000	<100	1,100	2,600	560	NA	22.32	8.97	NA	13.35	NA	NA
MW-6	10/17/1996	34,000	470	<100	1,300	3,900	<500	NA	22.32	9.87	NA	12.45	NA	1.0
MW-6	01/22/1997	26,000	<100	<100	600	1,700	<500	NA	22.32	4.43	NA	17.89	NA	1.3
MW-6	04/01/1997	30,000	96	33	840	2,600	190	NA	22.32	6.84	NA	15.48	NA	1.4
MW-6	07/14/1997	29,000	200	<100	690	2,000	<500	NA	22.32	10.30	NA	12.02	NA	2.3
MW-6	10/08/1997	55,000	500	110	640	1,500	900	NA	22.32	10.46	NA	11.86	NA	0.0
MW-6	12/05/1997	Abandoned												
MW-6R	04/06/1999	NA	NA	NA	NA	NA	NA	NA	22.19	12.13	NA	10.06	NA	NA
MW-6R	04/12/1999	26,100	1,750	68.5	2,160	4,450	765	NA	22.19	6.10	NA	16.09	NA	2.4
MW-6R	07/27/1999	25,600	1,190	30.5	1,810	3,030	163	NA	22.19	8.60	NA	13.59	NA	2.5

WELL CONCENTRATIONS
Shell-branded Service Station
3420 San Pablo Avenue
Oakland, CA
Wic #204-5508-5306

Well ID	Date	TPPH (ug/L)	B (ug/L)	T (ug/L)	E (ug/L)	X (ug/L)	MTBE 8020 (ug/L)	MTBE 8260 (ug/L)	TOC (MSL)	Depth to Water (ft.)	Depth to SPH (ft.)	GW Elevation (MSL)	SPH Thickness (ft.)	DO Reading (ppm)
---------	------	----------------	-------------	-------------	-------------	-------------	------------------------	------------------------	--------------	----------------------------	--------------------------	--------------------------	---------------------------	------------------------

MW-6R	10/14/1999	21,400	999	<50.0	1,400	1,680	<500	NA	22.19	9.35	NA	12.84	NA	2.0
MW-6R	01/06/2000	17,800	1,440	<50.0	1,310	2,340	301	NA	22.19	9.18	NA	13.01	NA	2.1
MW-6R	04/05/2000	24,400	1,470	68.1	1,750	3,590	496	NA	22.19	6.26	NA	15.93	NA	0.4

MW-7	08/06/1991	13,000	4,300	76	770	730	NA	NA	20.36	8.00	NA	12.36	NA	NA
MW-7	10/23/1991	18,000	3,200	31	660	770	NA	NA	20.36	8.16	NA	12.20	NA	NA
MW-7	01/28/1992	5,000	1,200	<10	220	54	NA	NA	20.36	7.11	NA	13.25	NA	NA
MW-7	05/05/1992	9,500	3,100	72	620	880	NA	NA	20.36	6.47	NA	13.89	NA	NA
MW-7	07/13/1992	20,000	4,200	130	1,600	1,100	NA	NA	20.36	7.73	NA	12.63	NA	NA
MW-7	10/12/1992	16,000	2,500	170	560	170	NA	NA	20.36	9.97	NA	11.68	NA	NA
MW-7	01/12/1993	15,000	2,300	<50	690	440	NA	NA	20.36	6.26	NA	14.10	NA	NA
MW-7	04/06/1993	26,000	5,400	<0.5	1,200	3,000	NA	NA	20.36	5.92	NA	14.44	NA	NA
MW-7	07/12/1993	10,000	3,000	100	510	530	NA	NA	20.36	7.27	NA	13.09	NA	NA
MW-7	10/13/1993	59,000	13,000	4,400	4,400	20,000	NA	NA	20.36	9.40	NA	10.96	NA	NA
MW-7	01/20/1994	NA	NA	NA	NA	NA	NA	NA	20.36	7.03	NA	13.37	0.05	NA
MW-7	04/13/1994	NA	NA	NA	NA	NA	NA	NA	20.36	6.56	NA	13.93	0.16	NA
MW-7	07/19/1994	NA	NA	NA	NA	NA	NA	NA	20.36	6.91	NA	13.61	0.20	NA
MW-7	10/27/1994	NA	NA	NA	NA	NA	NA	NA	20.36	8.28	NA	12.11	0.04	NA
MW-7	01/03/1995	NA	NA	NA	NA	NA	NA	NA	20.36	6.48	NA	13.90	0.02	NA
MW-7	04/13/1995	NA	NA	NA	NA	NA	NA	NA	20.36	6.54	NA	13.84	0.02	NA
MW-7	06/30/1995	900,000	11,000	8,500	14,000	52,000	NA	NA	20.36	7.08	NA	13.28	NA	NA
MW-7	10/11/1995	NA	NA	NA	NA	NA	NA	NA	20.36	7.88	NA	12.51	0.04	NA
MW-7	01/17/1996	NA	NA	NA	NA	NA	NA	NA	20.36	7.26	NA	13.13	0.04	NA
MW-7	04/10/1996	NA	NA	NA	NA	NA	NA	NA	20.36	6.98	NA	13.42	0.05	NA
MW-7	07/30/1996	NA	NA	NA	NA	NA	NA	NA	20.36	7.34	NA	13.04	0.03	NA
MW-7	10/17/1996	NA	NA	NA	NA	NA	NA	NA	20.36	7.63	NA	12.75	0.02	NA
MW-7	01/22/1997	56,000	2,000	520	1,400	8,400	1,800	NA	20.36	6.46	NA	13.90	NA	0.5

WELL CONCENTRATIONS
Shell-branded Service Station
3420 San Pablo Avenue
Oakland, CA
Wic #204-5508-5306

Well ID	Date	TPPH (ug/L)	B (ug/L)	T (ug/L)	E (ug/L)	X (ug/L)	MTBE 8020 (ug/L)	MTBE 8260 (ug/L)	TOC (MSL)	Depth to Water (ft.)	Depth to SPH (ft.)	GW Elevation (MSL)	SPH Thickness (ft.)	DO Reading (ppm)
---------	------	----------------	-------------	-------------	-------------	-------------	------------------------	------------------------	--------------	----------------------------	--------------------------	--------------------------	---------------------------	------------------------

MW-7	04/01/1997	66,000	3,600	460	2,400	10,000	2,300	NA	20.36	6.97	NA	13.39	NA	1.6
MW-7	07/14/1997	NA	NA	NA	NA	NA	NA	NA	20.36	8.90	NA	11.48	0.03	NA
MW-7	10/08/1997	68,000	3,200	470	2,400	9,700	3,300	NA	20.36	9.21	NA	11.15	0.01	2.1
MW-7	01/19/1998	44,000	1,800	220	1,700	7,800	1,600	NA	20.36	4.65	NA	15.71	NA	1.6
MW-7	04/28/1998	82,000	1,500	<500	1,200	8,900	<2,500	NA	20.36	6.53	NA	13.83	NA	1.3
MW-7	09/30/1998	41,000	2,300	290	2,200	7,000	1,400	NA	20.35	5.59	NA	14.76	NA	1.4
MW-7	12/09/1998	31,000	530	130	1,100	4,300	<500	NA	20.35	5.91	NA	14.44	NA	4.9
MW-7	01/18/1999	35,300	975	175	1,360	5,750	256	NA	20.35	5.02	NA	15.33	NA	1.2
MW-7	04/12/1999	43,300	728	161	1,820	6,190	<500	NA	20.35	4.57	NA	15.78	NA	1.3
MW-7	07/27/1999	36,600	863	68.3	1,540	4,370	593	NA	20.35	5.36	NA	14.99	NA	1.2
MW-7	10/14/1999	65,600	1,140	157	2,230	7,060	1,090	NA	20.35	5.87	NA	14.48	NA	1.8
MW-7	01/06/2000	57,100	1,060	142	1,540	5,980	634	NA	20.35	6.12	NA	14.23	NA	1.8
MW-7	04/05/2000	36,500	843	<100	1,460	4,220	1,140	NA	20.35	4.87	NA	15.48	NA	1.4

MW-8	08/06/1991	32,000	3,700	1,100	1,400	6,100	NA	NA	20.95	9.60	NA	11.35	NA	NA
MW-8	10/23/1991	63,000	4,800	1,300	1,300	6,900	NA	NA	20.95	9.73	NA	11.22	NA	NA
MW-8	01/28/1992	32,000	1,900	750	1,400	6,300	NA	NA	20.95	7.72	NA	13.23	NA	NA
MW-8	05/05/1992	180,000	2,200	2,000	2,700	13,000	NA	NA	20.95	6.48	NA	14.47	NA	NA
MW-8	07/13/1992	56,000	4,500	1,500	2,700	9,100	NA	NA	20.95	8.55	NA	12.40	NA	NA
MW-8	10/12/1992	34,000	2,400	550	1,400	6,400	NA	NA	20.95	9.97	NA	10.98	NA	NA
MW-8	01/12/1993	110,000	2,100	1,200	2,400	12,000	NA	NA	20.95	6.94	NA	14.01	NA	NA
MW-8	04/06/1993	38,000	2,500	840	1,100	4,900	NA	NA	20.95	5.72	NA	15.23	NA	NA
MW-8	07/12/1993	27,000	2,800	990	1,200	5,300	NA	NA	20.95	7.65	NA	13.30	NA	NA
MW-8	10/13/1993	32,000	3,300	1,300	1,600	8,400	NA	NA	20.95	8.25	NA	12.70	NA	NA
MW-8	01/20/1994	78,000	1,900	670	1,300	6,600	NA	NA	20.95	7.25	NA	13.70	NA	NA
MW-8	04/13/1994	41,000	1,300	720	1,200	6,000	NA	NA	20.95	7.12	NA	13.83	NA	NA
MW-8	07/19/1994	140,000	1,800	1,400	2,000	9,000	NA	NA	20.95	7.43	NA	13.52	NA	NA

WELL CONCENTRATIONS
Shell-branded Service Station
3420 San Pablo Avenue
Oakland, CA
Wic #204-5508-5306

Well ID	Date	TPPH (ug/L)	B (ug/L)	T (ug/L)	E (ug/L)	X (ug/L)	MTBE 8020 (ug/L)	MTBE 8260 (ug/L)	TOC (MSL)	Depth to Water (ft.)	Depth to SPH (ft.)	GW Elevation (MSL)	SPH Thickness (ft.)	DO Reading (ppm)
MW-8	10/27/1994	32,000	1,200	670	1,200	5,700	NA	NA	20.95	7.55	NA	13.40	NA	NA
MW-8	01/03/1995	38,000	1,000	700	1,500	7,500	NA	NA	20.95	6.04	NA	14.91	NA	NA
MW-8	04/13/1995	31,000	1,200	570	1,000	5,300	NA	NA	20.95	5.04	NA	15.91	NA	NA
MW-8	06/30/1995	110,000	2,000	1,500	2,000	9,700	NA	NA	20.95	5.72	NA	15.23	NA	NA
MW-8	10/11/1995	36,000	170	60	1,300	6,300	510	NA	20.95	7.06	NA	13.89	NA	NA
MW-8	01/17/1996	38,000	1,000	520	1,100	6,200	950	NA	20.95	5.84	NA	15.11	NA	NA
MW-8	04/10/1996	54,000	650	260	850	4,700	<250	NA	20.95	5.03	NA	15.92	NA	NA
MW-8	07/30/1996	33,000	780	330	830	4,200	1,700	NA	20.95	6.36	NA	14.59	NA	NA
MW-8	10/17/1996	35,000	750	300	1,100	5,000	1,200	NA	20.95	5.94	NA	15.01	NA	1.6
MW-8	01/22/1997	25,000	260	78	420	2,400	120	NA	20.95	5.93	NA	15.02	NA	1.8
MW-8	04/01/1997	22,000	680	180	550	2,500	260	NA	20.95	6.24	NA	14.71	NA	1.8
MW-8	07/14/1997	29,000	870	200	850	3,100	500	NA	20.95	8.59	NA	12.36	NA	1.4
MW-8	10/08/1997	27,000	1,000	190	960	3,000	170	NA	20.95	9.04	NA	11.91	NA	4.6
MW-8	01/19/1998	21,000	660	160	740	3,300	170	NA	20.95	3.34	NA	17.61	NA	2.2
MW-8	04/28/1998	Inaccessible		NA	NA	NA	NA	NA	20.95	NA	NA	NA	NA	NA
MW-8	09/30/1998	19,000	370	230	880	3,800	410	NA	21.15	7.00	NA	14.15	NA	1.2
MW-8	12/09/1998	1,400	92	90	74	260	<250	NA	21.15	6.38	NA	14.77	NA	3.6
MW-8	01/18/1999	317	<0.500	<0.500	3.04	0.984	3.92	NA	21.15	1.85	NA	19.30	NA	2.0
MW-8	04/12/1999	8,300	35.6	24.4	144	466	<100	NA	21.15	3.65	NA	17.50	NA	1.6
MW-8	07/27/1999	12,700	<5.00	5.47	281	1130	50.3	NA	21.15	5.00	NA	16.15	NA	1.4
MW-8	10/14/1999	11,900	86.7	16.9	210	469	<100	NA	21.15	5.95	NA	15.20	NA	1.2
MW-8	01/06/2000	5,930	65	12.4	106	129	203.0	NA	21.15	6.19	NA	14.96	NA	1.3
MW-8	04/05/2000	6,770	100	<50.0	61.3	150	322	NA	21.15	5.14	NA	16.01	NA	2.1
MW-9	08/06/1991	11,000	1,700	95	520	1,400	NA	NA	21.19	10.33	NA	10.86	NA	NA
MW-9	10/23/1991	20,000	1,000	47	<0.3	940	NA	NA	21.19	11.13	NA	10.06	NA	NA
MW-9	01/28/1992	3,500	120	<10	280	36	NA	NA	21.19	9.02	NA	12.17	NA	NA

WELL CONCENTRATIONS
Shell-branded Service Station
3420 San Pablo Avenue
Oakland, CA
Wic #204-5508-5306

Well ID	Date	TPPH (ug/L)	B (ug/L)	T (ug/L)	E (ug/L)	X (ug/L)	MTBE 8020 (ug/L)	MTBE 8260 (ug/L)	TOC (MSL)	Depth to Water (ft.)	Depth to SPH (ft.)	GW Elevation (MSL)	SPH Thickness (ft.)	DO Reading (ppm)
MW-9	05/04/1992	7,700	1,200	<50	380	630	NA	NA	21.19	7.67	NA	13.52	NA	NA
MW-9	07/20/1992	11,000	910	<50	220	1,200	NA	NA	21.19	10.26	NA	10.93	NA	NA
MW-9	10/12/1992	2,100	340	15	77	44	NA	NA	21.19	12.19	NA	9.00	NA	NA
MW-9	01/12/1993	Inaccessible		NA	NA	NA	NA	NA	21.19	NA	NA	NA	NA	NA
MW-9	04/06/1993	Inaccessible		NA	NA	NA	NA	NA	21.19	NA	NA	NA	NA	NA
MW-9	07/12/1993	Inaccessible		NA	NA	NA	NA	NA	21.19	NA	NA	NA	NA	NA
MW-9	10/13/1993	2,900	140	<5	<5	120	NA	NA	21.19	11.17	NA	10.02	NA	NA
MW-9	01/20/1994	1,700	380	6.90	150	400	NA	NA	21.19	8.03	NA	13.16	NA	NA
MW-9	04/13/1994	6,000	1,000	<20	450	420	NA	NA	21.19	7.81	NA	13.38	NA	NA
MW-9	07/19/1994	12,000	1,400	<5	740	1,200	NA	NA	21.19	8.96	NA	12.23	NA	NA
MW-9	10/27/1994	10,000	1,200	160	280	860	NA	NA	21.19	11.00	NA	10.19	NA	NA
MW-9	01/03/1995	4,400	680	7.70	180	370	NA	NA	21.19	6.60	NA	14.59	NA	NA
MW-9	04/13/1995	1,700	270	<10	69	170	NA	NA	21.19	6.73	NA	14.46	NA	NA
MW-9	06/30/1995	14,000	2,200	18	900	2,600	NA	NA	21.19	7.32	NA	13.87	NA	NA
MW-9	10/11/1995	9,600	35	12	360	980	590	NA	21.19	8.10	NA	13.09	NA	NA
MW-9	01/17/1996	2,800	150	7.41	54	130	170	NA	21.19	5.75	NA	15.44	NA	NA
MW-9	04/10/1996	5,200	290	<5	92	220	240	NA	21.19	5.17	NA	16.02	NA	NA
MW-9	07/30/1996	5,100	960	<10	380	770	670	NA	21.19	8.10	NA	13.09	NA	NA
MW-9	10/17/1996	15,000	2,100	<25	590	1,300	1,500	NA	21.19	9.12	NA	12.07	NA	2.4
MW-9	01/22/1997	5,600	690	<5.0	140	310	620	NA	21.19	4.72	NA	16.47	NA	2.2
MW-9	04/01/1997	4,000	590	<10	140	200	600	NA	21.19	6.86	NA	14.33	NA	2.2
MW-9	07/14/1997	7,100	860	<10	51	230	950	NA	21.19	10.04	NA	11.15	NA	3.8
MW-9	10/08/1997	1,500	57	<2.0	2.0	13	540	NA	21.19	11.38	NA	9.81	NA	8.2
MW-9	01/19/1998	2,500	280	<20	79	61	620	NA	21.19	3.88	NA	17.31	NA	1.4
MW-9	04/28/1998	2,200	330	<20	91	110	640	NA	21.19	5.87	NA	15.32	NA	1.6
MW-9	09/30/1998	2,800	490	<5.0	87	240	1,200	NA	21.19	8.25	NA	12.94	NA	4.0
MW-9	12/09/1998	3,700	370	<5.0	83	130	1,100	NA	21.19	8.07	NA	13.12	NA	2.9

WELL CONCENTRATIONS
Shell-branded Service Station
3420 San Pablo Avenue
Oakland, CA
Wic #204-5508-5306

Well ID	Date	TPPH (ug/L)	B (ug/L)	T (ug/L)	E (ug/L)	X (ug/L)	MTBE 8020 (ug/L)	MTBE 8260 (ug/L)	TOC (MSL)	Depth to Water (ft.)	Depth to SPH (ft.)	GW Elevation (MSL)	SPH Thickness (ft.)	DO Reading (ppm)
---------	------	----------------	-------------	-------------	-------------	-------------	------------------------	------------------------	--------------	----------------------------	--------------------------	--------------------------	---------------------------	------------------------

MW-9	01/18/1999	9,670	1,110	<5.00	442	571	786	NA	21.19	7.54	NA	13.65	NA	3.2
MW-9	04/12/1999	3,140	272	<10.0	41.6	114	542	NA	21.19	5.60	NA	15.59	NA	1.7
MW-9	07/27/1999	3,580	247	<1.00	67.7	137	432	NA	21.19	7.30	NA	13.89	NA	1.6
MW-9	10/14/1999	3,200	199	<10.0	74.1	88.9	468	NA	21.19	7.26	NA	13.93	NA	1.4
MW-9	01/06/2000	<50.0	<0.500	<0.500	<0.500	<0.500	<2.50	NA	21.19	8.31	NA	12.88	NA	1.5
MW-9	04/05/2000	2,790	156	<5.00	39.1	57.8	399	NA	21.19	5.40	NA	15.79	NA	0.9

MW-10	10/23/1991	27,000	1,600	110	1,800	510	NA	NA	19.74	8.57	NA	11.17	NA	NA
MW-10	01/28/1992	3,800	360	14	170	39	NA	NA	19.74	7.60	NA	12.14	NA	NA
MW-10	05/04/1992	3,000	360	<12.5	140	26	NA	NA	19.74	7.54	NA	12.20	NA	NA
MW-10	07/20/1992	15,000	400	<25	180	67	NA	NA	19.74	8.59	NA	11.15	NA	NA
MW-10	10/12/1992	16,000	320	<50	360	100	NA	NA	19.74	10.23	NA	9.51	NA	NA
MW-10	01/12/1993	Inaccessible		NA	NA	NA	NA	NA	19.74	NA	NA	NA	NA	NA
MW-10	04/06/1993	14,000	370	<0.5	880	210	NA	NA	19.74	6.70	NA	13.04	NA	NA
MW-10	07/12/1993	10,000	440	58	890	220	NA	NA	19.74	8.05	NA	11.69	NA	NA
MW-10	10/13/1993	15,000	1,000	51	810	170	NA	NA	19.74	8.25	NA	11.49	NA	NA
MW-10	01/20/1994	12,000	820	56	1,100	350	NA	NA	19.74	7.20	NA	12.54	NA	NA
MW-10	04/13/1994	18,000	760	36	700	130	NA	NA	19.74	7.57	NA	12.17	NA	NA
MW-10	07/19/1994	24,000	400	2.30	800	22	NA	NA	19.74	8.18	NA	11.56	NA	NA
MW-10	10/27/1994	11,000	360	43	310	89	NA	NA	19.74	8.68	NA	11.06	NA	NA
MW-10	01/03/1995	17,000	770	38	690	160	NA	NA	19.74	6.86	NA	12.88	NA	NA
MW-10	04/13/1995	9,900	650	16	280	40	NA	NA	19.74	6.91	NA	12.83	NA	NA
MW-10	06/30/1995	12,000	750	20	480	130	NA	NA	19.74	7.61	NA	12.13	NA	NA
MW-10	01/17/1996	17,000	870	260	93	830	NA	NA	19.74	7.00	NA	12.74	NA	NA
MW-10	04/10/1996	14,000	470	38	110	370	NA	NA	19.74	6.80	NA	NA	NA	NA
MW-10	07/30/1996	NA	NA	NA	NA	NA	NA	NA	19.74	NA	NA	NA	NA	NA
MW-10	10/17/1996	NA	NA	NA	NA	NA	NA	NA	19.74	NA	NA	NA	NA	NA

WELL CONCENTRATIONS
Shell-branded Service Station
3420 San Pablo Avenue
Oakland, CA
Wic #204-5508-5306

Well ID	Date	TPPH (ug/L)	B (ug/L)	T (ug/L)	E (ug/L)	X (ug/L)	MTBE 8020 (ug/L)	MTBE 8260 (ug/L)	TOC (MSL)	Depth to Water (ft.)	Depth to SPH (ft.)	GW Elevation (MSL)	SPH Thickness (ft.)	DO Reading (ppm)
---------	------	----------------	-------------	-------------	-------------	-------------	------------------------	------------------------	--------------	----------------------------	--------------------------	--------------------------	---------------------------	------------------------

MW-10	01/22/1997	10,000	520	<20	64	32	180	NA	19.74	6.68	NA	13.06	NA	3.1
MW-10	04/01/1997	11,000	590	<20	53	32	210	NA	19.74	7.34	NA	12.40	NA	2.8
MW-10	07/14/1997	6,600	410	13	28	11	89	NA	19.74	8.10	NA	11.64	NA	1.4
MW-10	10/08/1997	7,600	220	13	65	22	190	NA	19.74	8.20	NA	11.54	NA	6.4
MW-10	01/19/1998	Inaccessible		NA	NA	NA	NA	NA	19.74	NA	NA	NA	NA	NA
MW-10	04/28/1998	Inaccessible		NA	NA	NA	NA	NA	19.74	NA	NA	NA	NA	NA
MW-10	09/30/1998	Inaccessible		NA	NA	NA	NA	NA	19.76	8.11	NA	11.65	NA	NA
MW-10	12/09/1998	28,000	150	<100	240	160	<500	NA	19.76	8.21	NA	11.55	NA	2.7
MW-10	01/18/1999	Inaccessible		NA	NA	NA	NA	NA	19.76	NA	NA	NA	NA	NA
MW-10	04/12/1999	8,320	71.2	27.4	138	456	<100	NA	19.76	5.96	NA	13.80	NA	1.8
MW-10	07/27/1999	Inaccessible		NA	NA	NA	NA	NA	19.76	NA	NA	NA	NA	NA
MW-10	10/14/1999	Inaccessible		NA	NA	NA	NA	NA	19.76	NA	NA	NA	NA	NA
MW-10	01/06/2000	Inaccessible		NA	NA	NA	NA	NA	19.76	NA	NA	NA	NA	NA
MW-10	02/01/2000	4880	40.2	5.27	27.0	8.42	75.5	23.9	19.76	6.43	NA	13.33	NA	1.6
MW-10	04/05/2000	4,950	97.6	6.72	20.2	5.39	104	NA	19.76	7.00	NA	12.76	NA	1.7

MW-11	10/23/1991	140	<12	<0.3	0.37	0.56	NA	NA	22.06	8.06	NA	8.06	NA	NA
MW-11	01/28/1992	<50	<0.5	<0.5	<0.5	<0.5	NA	NA	22.06	8.74	NA	3.32	NA	NA
MW-11	05/04/1992	<50	<0.5	<0.5	<0.5	<0.5	NA	NA	22.06	8.29	NA	13.77	NA	NA
MW-11	07/13/1992	140	<0.5	<0.5	<0.5	<0.5	NA	NA	22.06	10.50	NA	11.56	NA	NA
MW-11	10/12/1992	75	<0.5	<0.5	<0.5	<0.5	NA	NA	22.06	12.40	NA	9.66	NA	NA
MW-11	01/12/1993	Inaccessible		NA	NA	NA	NA	NA	22.06	NA	NA	NA	NA	NA
MW-11	04/06/1993	Inaccessible		NA	NA	NA	NA	NA	22.06	NA	NA	NA	NA	NA
MW-11	07/12/1993	Inaccessible		NA	NA	NA	NA	NA	22.06	NA	NA	NA	NA	NA
MW-11	10/13/1993	<50	<0.5	<0.5	<0.5	<0.5	NA	NA	22.06	11.47	NA	10.59	NA	NA
MW-11	01/20/1994	<50	<0.5	<0.5	<0.5	<0.5	NA	NA	22.06	9.09	NA	12.97	NA	NA
MW-11	04/13/1994	<50	<0.5	<0.5	<0.5	<0.5	NA	NA	22.06	8.02	NA	14.04	NA	NA

WELL CONCENTRATIONS
Shell-branded Service Station
3420 San Pablo Avenue
Oakland, CA
Wic #204-5508-5306

Well ID	Date	TPPH (ug/L)	B (ug/L)	T (ug/L)	E (ug/L)	X (ug/L)	MTBE 8020 (ug/L)	MTBE 8260 (ug/L)	TOC (MSL)	Depth to Water (ft.)	Depth to SPH (ft.)	GW Elevation (MSL)	SPH Thickness (ft.)	DO Reading (ppm)
MW-11	07/19/1994	50	<0.5	<0.5	<0.5	<0.5	NA	NA	22.06	9.82	NA	12.24	NA	NA
MW-11	10/27/1994	60*	<0.5	<0.5	<0.5	<0.5	NA	NA	22.06	11.66	NA	10.40	NA	NA
MW-11	01/03/1995	<50	<0.5	<0.5	<0.5	<0.5	NA	NA	22.06	6.15	NA	15.91	NA	NA
MW-11	04/13/1995	<50	<0.5	<0.5	<0.5	<0.5	NA	NA	22.06	6.00	NA	16.06	NA	NA
MW-11	06/30/1995	70	<0.5	<0.5	<0.5	<0.5	NA	NA	22.06	8.31	NA	13.75	NA	NA
MW-11	10/11/1995	60	53	<0.5	<0.5	0.80	3.0	NA	22.06	10.30	NA	11.76	NA	NA
MW-11	01/17/1996	<50	<0.5	<0.5	<0.5	<0.5	<2	NA	22.06	6.45	NA	15.61	NA	NA
MW-11	04/10/1996	<50	<0.5	<0.5	<0.5	<0.5	3.9	NA	22.06	6.05	NA	16.01	NA	NA
MW-11	07/30/1996	<50	<0.5	<0.5	<0.5	<0.5	<2.5	NA	22.06	8.92	NA	13.14	NA	NA
MW-11	10/17/1996	3,000	28	23	29	210	76	NA	22.06	9.24	NA	12.82	NA	NA
MW-11	01/22/1997	<50	<0.5	<0.5	<0.5	<0.5	<2.5	NA	22.06	5.12	NA	16.94	NA	3.7
MW-11	04/01/1997	<50	<0.50	<0.50	<0.50	<0.50	<2.5	NA	22.06	7.41	NA	14.65	NA	2.8
MW-11	07/14/1997	<50	<0.50	<0.50	<0.50	<0.50	<2.5	NA	22.06	9.74	NA	12.32	NA	1.9
MW-11	10/08/1997	<50	<0.50	<0.50	<0.50	<0.50	<2.5	NA	22.06	10.23	NA	11.83	NA	2.4
MW-11	01/19/1998	<50	<0.50	<0.50	<0.50	<0.50	<2.5	NA	22.06	3.69	NA	18.37	NA	3.2
MW-11	04/28/1998	<50	<0.50	<0.50	<0.50	<0.50	<2.5	NA	22.06	5.83	NA	16.23	NA	3.0
MW-11	09/30/1998	Inaccessible		NA	NA	NA	NA	NA	22.06	NA	NA	NA	NA	NA
MW-11	12/09/1998	Inaccessible		NA	NA	NA	NA	NA	22.06	NA	NA	NA	NA	NA
MW-11	01/18/1999	Inaccessible		NA	NA	NA	NA	NA	22.06	NA	NA	NA	NA	NA
MW-11	04/12/1999	Inaccessible		NA	NA	NA	NA	NA	22.06	NA	NA	NA	NA	NA
MW-11	04/26/1999	63	<0.50	<0.50	<0.50	<0.50	<2.5	NA	22.06	5.80	NA	16.26	NA	3.6
MW-11	07/27/1999	<50.0	<0.500	<0.500	<0.500	<0.500	6.02	NA	22.06	8.30	NA	13.76	NA	2.0
MW-11	10/14/1999	<50.0	<0.500	<0.500	<0.500	<0.500	<5.00	NA	22.06	8.99	NA	13.07	NA	2.4
MW-11	01/06/2000	<50.0	<0.500	<0.500	<0.500	<0.500	<2.50	NA	22.06	9.93	NA	12.13	NA	2.9
MW-11	04/05/2000	<50.0	<0.500	<0.500	<0.500	<0.500	3.53	NA	22.06	5.90	NA	16.16	NA	1.8

WELL CONCENTRATIONS
Shell-branded Service Station
3420 San Pablo Avenue
Oakland, CA
Wic #204-5508-5306

Well ID	Date	TPPH (ug/L)	B (ug/L)	T (ug/L)	E (ug/L)	X (ug/L)	MTBE 8020 (ug/L)	MTBE 8260 (ug/L)	TOC (MSL)	Depth to Water (ft.)	Depth to SPH (ft.)	GW Elevation (MSL)	SPH Thickness (ft.)	DO Reading (ppm)
---------	------	----------------	-------------	-------------	-------------	-------------	------------------------	------------------------	--------------	----------------------------	--------------------------	--------------------------	---------------------------	------------------------

Abbreviations:

TPPH = Total petroleum hydrocarbons as gasoline by modified EPA Method 8015

BTEX = benzene, toluene, ethylbenzene, xylenes by EPA Method 8020

MTBE = methyl-tertiary-butyl ether

TOC = Top of Casing Elevation

SPH = Separate-Phase Hydrocarbons

GW = Groundwater

DO = Dissolved Oxygen

ug/L = parts per billion

msl = Mean sea level

ft = Feet

<n = Below detection limit

(D) = Duplicate sample

NA = Not applicable

Notes:

a = Chromatogram pattern indicates an unidentified hydrocarbon.

b = MTBE could not be quantified due to co-eluting compounds.

* = This sample was analyzed outside the EPA recommended holding time.

Resurvey of wells was performed on August 28, 1998 by Virgil Chavez Land Surveying.



June 2nd, 2000

Nick Sudano
Blaine Tech Services
1680 Rogers Avenue
San Jose, CA 95112

RE: MTBE confirmations for 3420 San Pablo Ave., Sequoia project MJD0193

Dear Mr. Sudano:

Due to changes in analytical personnel and subsequent miscommunications there have been several instances of MTBE confirmations that have not been completed over the past two months for samples that have been brought to the Sequoia Analytical laboratory in Morgan Hill. We have since taken several steps to ratify this situation, involving implementation of new operating procedures for screening projects, which required acquiring a new instrument that will assist in meeting hold times as well as handling a larger volume of samples. All samples will be screened to determine which samples require MTBE analysis by 8260, concurrently with the BTEX analysis.

For the project referenced above, MTBE confirmations were not completed within hold time. It has been requested that we run the MTBE confirmations out of holding time, which will confirm the presence or absence of MTBE in the samples, as well as estimate the concentration already reported by EPA 8020. Shell will not be charged for these results.

We apologize for any inconvenience this has caused and look forward to providing you with improved service as a result of our new screening procedures.

Very Truly Yours,

Sequoia Analytical

Ted Terrasas
Project Manager






Blaine Tech Services (Shell) 1680 Rogers Avenue San Jose CA, 95112	Project: 3420 San Pablo Ave. Project Number: 3420 San Pablo Ave. / Oakland Project Manager: Nick Sudano	Reported: 06/02/00 18:00
--	---	------------------------------------

ANALYTICAL REPORT FOR SAMPLES

Sample ID	Laboratory ID	Matrix	Date Sampled	Date Received
MW-1	MJD0193-01	Water	04/05/00 12:28	04/06/00 11:11
MW-2	MJD0193-02	Water	04/05/00 14:20	04/06/00 11:11
MW-3R	MJD0193-03	Water	04/05/00 11:00	04/06/00 11:11
MW-4	MJD0193-04	Water	04/05/00 12:05	04/06/00 11:11
MW-5	MJD0193-05	Water	04/05/00 13:25	04/06/00 11:11
MW-6R	MJD0193-06	Water	04/05/00 14:00	04/06/00 11:11
MW-7	MJD0193-07	Water	04/05/00 14:54	04/06/00 11:11
MW-8	MJD0193-08	Water	04/05/00 13:00	04/06/00 11:11
MW-9	MJD0193-09	Water	04/05/00 11:20	04/06/00 11:11
MW-10	MJD0193-10	Water	04/05/00 11:45	04/06/00 11:11
MW-11	MJD0193-11	Water	04/05/00 10:28	04/06/00 11:11

Sequoia Analytical - Morgan Hill

The results in this report apply to the samples analyzed in accordance with the chain of custody document. This analytical report must be reproduced in its entirety


Ted Terrasas, Project Manager





Blaine Tech Services (Shell)
1680 Rogers Avenue
San Jose CA. 95112

Project: 3420 San Pablo Ave.
Project Number: 3420 San Pablo Ave. / Oakland
Project Manager: Nick Sudano

Reported:
06/02/00 18:00

Total Purgeable Hydrocarbons (C6-C12), BTEX and MTBE by DHS LUFT Sequoia Analytical - Morgan Hill

Analyte	Result	Reporting Limit	Units	Dilution	Batch	Prepared	Analyzed	Method	Notes
MW-1 (MJD0193-01) Water Sampled: 04/05/00 12:28 Received: 04/06/00 11:11									
Purgeable Hydrocarbons	2860	1000	ug/l	20	0D19002	04/19/00	04/19/00	DHS LUFT	P-01
Benzene	50.6	10.0	"	"	"	"	"	"	
Toluene	ND	10.0	"	"	"	"	"	"	
Ethylbenzene	98.2	10.0	"	"	"	"	"	"	
Xylenes (total)	36.2	10.0	"	"	"	"	"	"	
Methyl tert-butyl ether	4120	50.0	"	"	"	"	"	"	
Surrogate: a,a,a-Trifluorotoluene		112 %		70-130	"	"	"	"	
MW-2 (MJD0193-02) Water Sampled: 04/05/00 14:20 Received: 04/06/00 11:11									
Purgeable Hydrocarbons	32000	10000	ug/l	200	0D19002	04/19/00	04/19/00	DHS LUFT	P-01
Benzene	6680	100	"	"	"	"	"	"	
Toluene	ND	100	"	"	"	"	"	"	
Ethylbenzene	1770	100	"	"	"	"	"	"	
Xylenes (total)	4030	100	"	"	"	"	"	"	
Methyl tert-butyl ether	934	500	"	"	"	"	"	"	
Surrogate: a,a,a-Trifluorotoluene		108 %		70-130	"	"	"	"	
MW-3R (MJD0193-03) Water Sampled: 04/05/00 11:00 Received: 04/06/00 11:11									
Purgeable Hydrocarbons	ND	50.0	ug/l	1	0D19002	04/19/00	04/19/00	DHS LUFT	
Benzene	ND	0.500	"	"	"	"	"	"	
Toluene	ND	0.500	"	"	"	"	"	"	
Ethylbenzene	ND	0.500	"	"	"	"	"	"	
Xylenes (total)	ND	0.500	"	"	"	"	"	"	
Methyl tert-butyl ether	273	2.50	"	"	"	"	"	"	
Surrogate: a,a,a-Trifluorotoluene		112 %		70-130	"	"	"	"	





Blaine Tech Services (Shell)
1680 Rogers Avenue
San Jose CA, 95112

Project: 3420 San Pablo Ave.
Project Number: 3420 San Pablo Ave. / Oakland
Project Manager: Nick Sudano

Reported:
06/02/00 18:00

**Total Purgeable Hydrocarbons (C6-C12), BTEX and MTBE by DHS LUFT
Sequoia Analytical - Morgan Hill**

Analyte	Result	Reporting Limit	Units	Dilution	Batch	Prepared	Analyzed	Method	Notes
MW-4 (MJD0193-04) Water Sampled: 04/05/00 12:05 Received: 04/06/00 11:11									
Purgeable Hydrocarbons	1870	500	ug/l	10	0D19002	04/19/00	04/19/00	DHS LUFT	P-01
Benzene	120	5.00	"	"	"	"	"	"	"
Toluene	ND	5.00	"	"	"	"	"	"	"
Ethylbenzene	15.1	5.00	"	"	"	"	"	"	"
Xylenes (total)	ND	5.00	"	"	"	"	"	"	"
Methyl tert-butyl ether	4400	125	"	50	"	"	04/20/00	"	M-03
<i>Surrogate: a,a,a-Trifluorotoluene</i>		109 %	70-130	"	"	"	04/19/00	"	
MW-5 (MJD0193-05) Water Sampled: 04/05/00 13:25 Received: 04/06/00 11:11									
Purgeable Hydrocarbons	8370	1000	ug/l	20	0D19003	04/19/00	04/19/00	DHS LUFT	P-01
Benzene	68.3	10.0	"	"	"	"	"	"	"
Toluene	20.1	10.0	"	"	"	"	"	"	"
Ethylbenzene	40.2	10.0	"	"	"	"	"	"	"
Xylenes (total)	ND	10.0	"	"	"	"	"	"	"
Methyl tert-butyl ether	1570	50.0	"	"	"	"	"	"	"
<i>Surrogate: a,a,a-Trifluorotoluene</i>		136 %	70-130	"	"	"	"	"	S-02
MW-6R (MJD0193-06) Water Sampled: 04/05/00 14:00 Received: 04/06/00 11:11									
Purgeable Hydrocarbons	24400	2500	ug/l	50	0D20002	04/20/00	04/20/00	DHS LUFT	H-04.P-01
Benzene	1470	25.0	"	"	"	"	"	"	H-04
Toluene	63.1	25.0	"	"	"	"	"	"	H-04
Ethylbenzene	1750	25.0	"	"	"	"	"	"	H-04
Xylenes (total)	3590	25.0	"	"	"	"	"	"	H-04
Methyl tert-butyl ether	496	125	"	"	"	"	"	"	H-04
<i>Surrogate: a,a,a-Trifluorotoluene</i>		145 %	70-130	"	"	"	"	"	





Blaine Tech Services (Shell)
1680 Rogers Avenue
San Jose CA, 95112

Project: 3420 San Pablo Ave.
Project Number: 3420 San Pablo Ave. / Oakland
Project Manager: Nick Sudano

Reported:
06/02/00 18:00

**Total Purgeable Hydrocarbons (C6-C12), BTEX and MTBE by DHS LUFT
Sequoia Analytical - Morgan Hill**

Analyte	Result	Reporting Limit	Units	Dilution	Batch	Prepared	Analyzed	Method	Notes
MW-7 (MJD0193-07) Water Sampled: 04/05/00 14:54 Received: 04/06/00 11:11									
Purgeable Hydrocarbons	36500	10000	ug/l	200	0D19002	04/19/00	04/19/00	DHS LUFT	P-01
Benzene	843	100	"	"	"	"	"	"	
Toluene	ND	100	"	"	"	"	"	"	
Ethylbenzene	1460	100	"	"	"	"	"	"	
Xylenes (total)	4220	100	"	"	"	"	"	"	
Methyl tert-butyl ether	1140	500	"	"	"	"	"	"	
<i>Surrogate: a,a,a-Trifluorotoluene</i>		98.8 %	70-130	"	"	"	"	"	
MW-8 (MJD0193-08) Water Sampled: 04/05/00 13:00 Received: 04/06/00 11:11									
Purgeable Hydrocarbons	6770	5000	ug/l	100	0D19003	04/19/00	04/19/00	DHS LUFT	P-01
Benzene	100	50.0	"	"	"	"	"	"	
Toluene	ND	50.0	"	"	"	"	"	"	
Ethylbenzene	61.3	50.0	"	"	"	"	"	"	
Xylenes (total)	150	50.0	"	"	"	"	"	"	
Methyl tert-butyl ether	322	250	"	"	"	"	"	"	
<i>Surrogate: a,a,a-Trifluorotoluene</i>		116 %	70-130	"	"	"	"	"	
MW-9 (MJD0193-09) Water Sampled: 04/05/00 11:20 Received: 04/06/00 11:11									
Purgeable Hydrocarbons	2790	500	ug/l	10	0D19003	04/19/00	04/19/00	DHS LUFT	P-01
Benzene	156	5.00	"	"	"	"	"	"	
Toluene	ND	5.00	"	"	"	"	"	"	
Ethylbenzene	39.1	5.00	"	"	"	"	"	"	
Xylenes (total)	57.8	5.00	"	"	"	"	"	"	
Methyl tert-butyl ether	399	25.0	"	"	"	"	"	"	
<i>Surrogate: a,a,a-Trifluorotoluene</i>		128 %	70-130	"	"	"	"	"	





Blaine Tech Services (Shell)
1680 Rogers Avenue
San Jose CA, 95112

Project: 3420 San Pablo Ave.
Project Number: 3420 San Pablo Ave. / Oakland
Project Manager: Nick Sudano

Reported:
06/02/00 18:00

**Total Purgeable Hydrocarbons (C6-C12), BTEX and MTBE by DHS LUFT
Sequoia Analytical - Morgan Hill**

Analyte	Result	Reporting Limit	Units	Dilution	Batch	Prepared	Analyzed	Method	Notes
MW-10 (MJD0193-10) Water Sampled: 04/05/00 11:45 Received: 04/06/00 11:11									
Purgeable Hydrocarbons	4950	500	ug/l	10	0D19004	04/19/00	04/19/00	DHS LUFT	
Benzene	97.6	5.00	"	"	"	"	"	"	
Toluene	6.72	5.00	"	"	"	"	"	"	
Ethylbenzene	20.2	5.00	"	"	"	"	"	"	
Xylenes (total)	5.39	5.00	"	"	"	"	"	"	
Methyl tert-butyl ether	104	25.0	"	"	"	"	"	"	
<i>Surrogate: a,a,a-Trifluorotoluene</i>		111 %	70-130		"	"	"	"	
MW-11 (MJD0193-11) Water Sampled: 04/05/00 10:28 Received: 04/06/00 11:11									
Purgeable Hydrocarbons	ND	50.0	ug/l	1	0D19003	04/19/00	04/19/00	DHS LUFT	
Benzene	ND	0.500	"	"	"	"	"	"	
Toluene	ND	0.500	"	"	"	"	"	"	
Ethylbenzene	ND	0.500	"	"	"	"	"	"	
Xylenes (total)	ND	0.500	"	"	"	"	"	"	
Methyl tert-butyl ether	3.53	2.50	"	"	"	"	"	"	
<i>Surrogate: a,a,a-Trifluorotoluene</i>		101 %	70-130		"	"	"	"	





Blaine Tech Services (Shell)
1680 Rogers Avenue
San Jose CA, 95112

Project: 3420 San Pablo Ave.
Project Number: 3420 San Pablo Ave. / Oakland
Project Manager: Nick Sudano

Reported:
06/02/00 18:00

**MTBE by EPA Method 8260A
Sequoia Analytical - Morgan Hill**

Analyte	Result	Reporting Limit	Units	Dilution	Batch	Prepared	Analyzed	Method	Notes
MW-1 (MJD0193-01) Water Sampled: 04/05/00 12:28 Received: 04/06/00 11:11									H-02
Methyl tert-butyl ether	3150	200	ug/l	200	0E26006	05/25/00	05/25/00	EPA 8260A	
Surrogate: 1,2-Dichloroethane-d4		124 %	70-130		"	"	"	"	
MW-4 (MJD0193-04) Water Sampled: 04/05/00 12:05 Received: 04/06/00 11:11									H-02
Methyl tert-butyl ether	2890	200	ug/l	200	0E26006	05/25/00	05/25/00	EPA 8260A	
Surrogate: 1,2-Dichloroethane-d4		126 %	70-130		"	"	"	"	





Blaine Tech Services (Shell)
1680 Rogers Avenue
San Jose CA, 95112

Project: 3420 San Pablo Ave.
Project Number: 3420 San Pablo Ave. / Oakland
Project Manager: Nick Sudano

Reported:
06/02/00 18:00

Total Purgeable Hydrocarbons (C6-C12), BTEX and MTBE by DHS LUFT - Quality Control Sequoia Analytical - Morgan Hill

Analyte	Result	Reporting Limit	Units	Spike Level	Source Result	%REC	%REC Limits	RPD	RPD Limit	Notes
---------	--------	-----------------	-------	-------------	---------------	------	-------------	-----	-----------	-------

Batch 0D19002 - EPA 5030B [P/T]

Blank (0D19002-BLK1)

Prepared & Analyzed: 04/19/00

Purgeable Hydrocarbons	ND	50.0	ug/l							
Benzene	ND	0.500	"							
Toluene	ND	0.500	"							
Ethylbenzene	ND	0.500	"							
Xylenes (total)	ND	0.500	"							
Methyl tert-butyl ether	ND	2.50	"							
<i>Surrogate: a,a,a-Trifluorotoluene</i>	<i>10.0</i>		<i>"</i>	<i>10.0</i>		<i>100</i>	<i>70-130</i>			

LCS (0D19002-BS1)

Prepared & Analyzed: 04/19/00

Purgeable Hydrocarbons	211	50.0	ug/l	250		84.4	70-130			
<i>Surrogate: a,a,a-Trifluorotoluene</i>	<i>11.3</i>		<i>"</i>	<i>10.0</i>		<i>113</i>	<i>70-130</i>			

Batch 0D19003 - EPA 5030B [P/T]

Blank (0D19003-BLK1)

Prepared & Analyzed: 04/19/00

Purgeable Hydrocarbons	ND	50.0	ug/l							
Benzene	ND	0.500	"							
Toluene	ND	0.500	"							
Ethylbenzene	ND	0.500	"							
Xylenes (total)	ND	0.500	"							
Methyl tert-butyl ether	ND	2.50	"							
<i>Surrogate: a,a,a-Trifluorotoluene</i>	<i>10.4</i>		<i>"</i>	<i>10.0</i>		<i>104</i>	<i>70-130</i>			

LCS (0D19003-BS1)

Prepared & Analyzed: 04/19/00

Benzene	10.7	0.500	ug/l	10.0		107	70-130			
Toluene	10.4	0.500	"	10.0		104	70-130			
Ethylbenzene	10.1	0.500	"	10.0		101	70-130			
Xylenes (total)	31.0	0.500	"	30.0		103	70-130			
<i>Surrogate: a,a,a-Trifluorotoluene</i>	<i>11.5</i>		<i>"</i>	<i>10.0</i>		<i>115</i>	<i>70-130</i>			





Blaine Tech Services (Shell)
1680 Rogers Avenue
San Jose CA, 95112

Project: 3420 San Pablo Ave.
Project Number: 3420 San Pablo Ave. / Oakland
Project Manager: Nick Sudano

Reported:
06/02/00 18:00

Total Purgeable Hydrocarbons (C6-C12), BTEX and MTBE by DHS LUFT - Quality Control Sequoia Analytical - Morgan Hill

Analyte	Result	Reporting Limit	Units	Spike Level	Source Result	%REC	%REC Limits	RPD	RPD Limit	Notes
---------	--------	-----------------	-------	-------------	---------------	------	-------------	-----	-----------	-------

Batch 0D19003 - EPA 5030B [P/T]

Matrix Spike (0D19003-MS1)

Source: MJD0116-01

Prepared & Analyzed: 04/19/00

Benzene	10.5	0.500	ug/l	10.0	ND	105	60-140			
Toluene	10.2	0.500	"	10.0	ND	102	60-140			
Ethylbenzene	9.90	0.500	"	10.0	ND	99.0	60-140			
Xylenes (total)	30.5	0.500	"	30.0	ND	102	60-140			
<i>Surrogate: a,a,a-Trifluorotoluene</i>	<i>11.1</i>		<i>"</i>	<i>10.0</i>		<i>111</i>	<i>70-130</i>			

Matrix Spike Dup (0D19003-MSD1)

Source: MJD0116-01

Prepared & Analyzed: 04/19/00

Benzene	9.80	0.500	ug/l	10.0	ND	98.0	60-140	6.90	25	
Toluene	9.24	0.500	"	10.0	ND	92.4	60-140	9.88	25	
Ethylbenzene	8.91	0.500	"	10.0	ND	89.1	60-140	10.5	25	
Xylenes (total)	27.6	0.500	"	30.0	ND	92.0	60-140	9.98	25	
<i>Surrogate: a,a,a-Trifluorotoluene</i>	<i>10.1</i>		<i>"</i>	<i>10.0</i>		<i>101</i>	<i>70-130</i>			

Batch 0D19004 - EPA 5030B [P/T]

Blank (0D19004-BLK1)

Prepared & Analyzed: 04/19/00

Purgeable Hydrocarbons	ND	50.0	ug/l							
Benzene	ND	0.500	"							
Toluene	ND	0.500	"							
Ethylbenzene	ND	0.500	"							
Xylenes (total)	ND	0.500	"							
Methyl tert-butyl ether	ND	2.50	"							
<i>Surrogate: a,a,a-Trifluorotoluene</i>	<i>10.2</i>		<i>"</i>	<i>10.0</i>		<i>102</i>	<i>70-130</i>			

LCS (0D19004-BS1)

Prepared & Analyzed: 04/19/00

Purgeable Hydrocarbons	243	50.0	ug/l	250		97.2	70-130			
<i>Surrogate: a,a,a-Trifluorotoluene</i>	<i>11.8</i>		<i>"</i>	<i>10.0</i>		<i>118</i>	<i>70-130</i>			





Blaine Tech Services (Shell) 1680 Rogers Avenue San Jose CA, 95112	Project: 3420 San Pablo Ave. Project Number: 3420 San Pablo Ave. / Oakland Project Manager: Nick Sudano	Reported: 06/02/00 18:00
--	---	-----------------------------

Total Purgeable Hydrocarbons (C6-C12), BTEX and MTBE by DHS LUFT - Quality Control Sequoia Analytical - Morgan Hill

Analyte	Result	Reporting Limit	Units	Spike Level	Source Result	%REC	%REC Limits	RPD	RPD Limit	Notes
Batch 0D19004 - EPA 5030B [P/T]										
Matrix Spike (0D19004-MS1)		Source: MJD0116-06		Prepared & Analyzed: 04/19/00						
Purgeable Hydrocarbons	157	50.0	ug/l	250	ND	62.8	60-140			
Surrogate: a,a,a-Trifluorotoluene	14.0		"	10.0		140	70-130			S-02
Matrix Spike Dup (0D19004-MSD1)		Source: MJD0116-06		Prepared & Analyzed: 04/19/00						
Purgeable Hydrocarbons	197	50.0	ug/l	250	ND	78.8	60-140	22.6	25	
Surrogate: a,a,a-Trifluorotoluene	9.88		"	10.0		98.8	70-130			
Batch 0D20002 - EPA 5030B [P/T]										
Blank (0D20002-BLK1)		Prepared & Analyzed: 04/20/00								
Purgeable Hydrocarbons	ND	50.0	ug/l							
Benzene	ND	0.500	"							
Toluene	ND	0.500	"							
Ethylbenzene	ND	0.500	"							
Xylenes (total)	ND	0.500	"							
Methyl tert-butyl ether	ND	2.50	"							
Surrogate: a,a,a-Trifluorotoluene	10.1		"	10.0		101	70-130			
LCS (0D20002-BS1)		Prepared & Analyzed: 04/20/00								
Purgeable Hydrocarbons	275	50.0	ug/l	250		110	70-130			
Surrogate: a,a,a-Trifluorotoluene	15.2		"	10.0		152	70-130			S-02
Matrix Spike (0D20002-MS1)		Source: MJD0221-03		Prepared & Analyzed: 04/20/00						
Purgeable Hydrocarbons	269	50.0	ug/l	250	ND	108	60-140			
Surrogate: a,a,a-Trifluorotoluene	14.3		"	10.0		143	70-130			S-02
Matrix Spike Dup (0D20002-MSD1)		Source: MJD0221-03		Prepared & Analyzed: 04/20/00						
Purgeable Hydrocarbons	295	50.0	ug/l	250	ND	118	60-140	9.22	25	
Surrogate: a,a,a-Trifluorotoluene	15.4		"	10.0		154	70-130			S-02





Blaine Tech Services (Shell)
1680 Rogers Avenue
San Jose CA, 95112

Project: 3420 San Pablo Ave.
Project Number: 3420 San Pablo Ave. / Oakland
Project Manager: Nick Sudano

Reported:
06/02/00 18:00

**MTBE by EPA Method 8260A - Quality Control
Sequoia Analytical - Morgan Hill**

Analyte	Result	Reporting Limit	Units	Spike Level	Source Result	%REC %REC	Limits	RPD	RPD Limit	Notes
Batch OE26006 - EPA 5030B [P/T]										
Blank (OE26006-BLK1) Prepared & Analyzed: 05/25/00										
Methyl tert-butyl ether	ND	1.00	ug/l							
<i>Surrogate: 1,2-Dichloroethane-d4</i>	12.4		"	10.0		124	70-130			
LCS (OE26006-BS1) Prepared & Analyzed: 05/25/00										
Methyl tert-butyl ether	11.3	1.00	ug/l	10.0		113	70-130			
<i>Surrogate: 1,2-Dichloroethane-d4</i>	10.5		"	10.0		105	70-130			
Matrix Spike (OE26006-MS1) Source: MJE0262-03 Prepared & Analyzed: 05/25/00										
Methyl tert-butyl ether	4740	200	ug/l	2000	1870	144	70-130			Q-02
<i>Surrogate: 1,2-Dichloroethane-d4</i>	9.67		"	10.0		96.7	70-130			
Matrix Spike Dup (OE26006-MSD1) Source: MJE0262-03 Prepared & Analyzed: 05/25/00										
Methyl tert-butyl ether	3890	200	ug/l	2000	1870	101	70-130	19.7	25	
<i>Surrogate: 1,2-Dichloroethane-d4</i>	10.2		"	10.0		102	70-130			





Blaine Tech Services (Shell)
1680 Rogers Avenue
San Jose CA, 95112

Project: 3420 San Pablo Ave.
Project Number: 3420 San Pablo Ave. / Oakland
Project Manager: Nick Sudano

Reported:
06/02/00 18:00

Notes and Definitions

- H-02 This sample was analyzed outside of EPA recommended hold time.
- H-04 The result reported for this analyte was generated out of hold time. It was originally run within hold time, but exceeded the linear range of the analysis.
- M-03 Sample was analyzed at a second dilution per clients request.
- P-01 Chromatogram Pattern: Gasoline C6-C12
- Q-02 The spike recovery for this QC sample is outside of established control limits due to sample matrix interference.
- S-02 The surrogate recovery for this sample cannot be accurately quantified due to interference from coeluting organic compounds present in the sample.
- DET Analyte DETECTED
- ND Analyte NOT DETECTED at or above the reporting limit
- NR Not Reported
- dry Sample results reported on a dry weight basis
- RPD Relative Percent Difference



BLAINE

TECH SERVICES, INC

1680 ROGERS AVENUE
SAN JOSE, CALIFORNIA 95112-1105
FAX (408) 573-7771
PHONE (408) 573-0555

MJD0193

LAB Sequoia
DHS #
ALL ANALYSIS MUST MEET SPECIFICATIONS AND DETECTION LIMITS SET BY CALIFORNIA DHS AND
 EPA RWQCB REGION
 LIA
 OTHER

CLIENT Equiva - Karen Petryna
SITE 3420 San Pablo Avenue
Oakland, CA
000405-21

SAMPLE I.D.	DATE	TIME	CONTAINERS	
			% SOIL W=H ₂ O	MATRIX TOTAL
MW-1	4/5	12:28	420	3
MW-2	4/5	14:20		3
MW-3R	4/5	11:00		3
MW-4	4/5	12:05		3
MW-5	4/5	13:25		3
MW-6R	4/5	14:00		3
MW-7	4/5	14:54		3
MW-8	4/5	13:00		3
MW-9	4/5	11:20		3

CONDUCT ANALYSIS TO DETECT

C = COMPOSITE ALL CONTAINERS

TPH - gas, BTEX	MTBE by 8020	MTBE by 8260	TPH - diesel	Oxygenates by 8260
X	X			
X	X			
X	X			
X	X			
X	X			
X	X			
X	X			
X	X			
X	X			

SPECIAL INSTRUCTIONS
Send invoice to Equiva
Incident # 98995748
Sent report to Blaine Tech Services, Inc.
ATTN: Ann Pember

ADD'L INFORMATION	STATUS	CONDITION	LAB SAMPLE #
confirm addition, by 8260	Highest	MTBE 8260	EN
	Confirm	MTBE IN MW-1	

SAMPLING COMPLETED 4/5 14:54
SAMPLING PERFORMED BY Brian Freitas

RESULTS NEEDED NO LATER THAN
RECEIVED BY [Signature] 4/6 9:30
RECEIVED BY [Signature] 4/6/00 11:11

RELEASED BY [Signature] 4/6/00 9:30
RELEASED BY [Signature]

SHIPPED VIA	DATE SENT	TIME SENT	COOLER #

BLAINE

TECH SERVICES, INC

1680 ROGERS AVENUE
SAN JOSE, CALIFORNIA 95112-1105
FAX (408) 573-7771
PHONE (408) 573-0555

MJD 0193

2052

CONDUCT ANALYSIS TO DETECT

LAB Sequoia DHS #
ALL ANALYSIS MUST MEET SPECIFICATIONS AND DETECTION LIMITS SET BY CALIFORNIA DHS AND
 EPA RWQCB REGION
 LIA
 OTHER

CHAIN OF
CLIENT Equiva - Karen Petryna
SITE 3420 San Pablo Avenue
Oakland, CA
000405 - 21

C = COMPOSITE ALL CONTAINERS

TPH - gas, BTEX	MTBE by 8020	MTBE by 8260	TPH - diesel	Oxygenates by 8260
X	X			
X	X			

SPECIAL INSTRUCTIONS
Send invoice to Equiva
Incident # 98995748
Sent report to Blaine Tech Services, Inc.
ATTN: Ann Pember

SAMPLE I.D.	DATE	TIME	MATRIX		TOTAL	C = COMPOSITE ALL CONTAINERS	TPH - gas, BTEX	MTBE by 8020	MTBE by 8260	TPH - diesel	Oxygenates by 8260	ADD'L INFORMATION	STATUS	CONDITION	LAB SAMPLE #
			# SOIL	W=H ₂ O											
MW-10	4/5	11:45	120		3		X	X				confirm High MTBE by 8260			
MW-11	4/5	10:28	120		3		X	X				In addition confirm MTBE in MW 1 by 8260			

SAMPLING COMPLETED 4/5 14:54 PERFORMED BY Brian Freitas RESULTS NEEDED NO LATER THAN

RELEASED BY [Signature] DATE 4/6/00 TIME 9:30 RECEIVED BY [Signature] DATE 4/6/00 TIME 9:30
RELEASED BY [Signature] DATE [] TIME [] RECEIVED BY [Signature] DATE 4/6/00 TIME 11:11
RELEASED BY [Signature] DATE [] TIME [] RECEIVED BY [Signature] DATE [] TIME []

SHIPPED VIA DATE SENT TIME SENT COOLER #

WELL GAUGING DATA

Project # 000405-21 Date 4-5-00 Client Shell

Site 3420 San Pablo Ave. Oakland, CA

Well ID	Well Size (in.)	Sheen / Odor	Depth to Immiscible Liquid (ft.)	Thickness of Immiscible Liquid (ft.)	Volume of Immiscibles Removed (ml)	Depth to water (ft.)	Depth to well bottom (ft.)	Survey Point: TOB or TOC
mw-1	4					3.65	24.39	↓
mw-2	4	odor				5.32	19.15	
mw-3R	2"					6.90	28.27	
mw-4	4	odor				6.00	19.08	
mw-5	4					5.31	24.79	
mw-6R	2"					6.24	24.69	
mw-7	4					4.87	19.52	
mw-8	4					5.14	18.67	
mw-9	4					5.40	19.51	
mw-10	4					7.00	18.77	
mw-11	4					5.90	18.84	

EQUIVA WELL MONITORING DATA SHEET

Project #: 000405 - 21	Job # 204 - 5508 - 5306
Sampler: BF	Date: 4 - 5 - 00
Well I.D.: MW - 1	Well Diameter: 2 ' 3 (4) 6 8
Total Well Depth: 24.39	Depth to Water: 3.65
Depth to Free Product:	Thickness of Free Product (feet):
Referenced to: PVC Grade	D.O. Meter (if req'd): YSI HACH

Well Diameter	Multiplier	Well Diameter	Multiplier
2"	0.16	5"	1.02
3"	0.37	6"	1.47
4"	0.65	Other	radius ² * 0.163

Purge Method: Bailer Sampling Method: Bailer
Middleburg Extraction Port
Electric Submersible Other: _____
 Extraction Pump

Other: _____

<u>13.4</u>	<u>x</u>	<u>3</u>	<u>=</u>	<u>40.2</u>	Gals.
1 Case Volume (Gals.)		Specified Volumes		Calculated Volume	

Time	Temp (°F)	pH	Cond.	Turbidity	Gals. Removed	Observations
12:17	68.8	7.3	842	66	13.5	
12:20	68.7	7.3	822	29	27	
12:23	68.8	7.3	811	14	40	

Did well dewater? Yes No Gallons actually evacuated: 40

Sampling Time: 12:28 Sampling Date: 4 - 5 - 00

Sample I.D.: MW - 1 Laboratory: Sequoia BC Other _____

Analyzed for: TPH-G BTEX MTBE TPH-D Other: _____

D.O. (if req'd):	Pre-purge:	mg/L	Post-purge:	mg/L
			<u>2.0</u>	
O.R.P. (if req'd):	Pre-purge:	mV	Post-purge:	mV

EQUIVA WELL MONITORING DATA SHEET

Project #: 000405 - 21	Job # 204 - 5508 - 5300
Sampler: BF	Date: 4 - 5 - 00
Well I.D.: MW - 2	Well Diameter: 2 3 <u>4</u> 6 8
Total Well Depth: 1915	Depth to Water: 532
Depth to Free Product:	Thickness of Free Product (feet):
Referenced to: <u>PVC</u> Grade	D.O. Meter (if req'd): <u>YSI</u> HACH

Well Diameter	Multiplier	Well Diameter	Multiplier
2"	0.16	5"	1.02
3"	0.37	6"	1.47
4"	0.65	Other	radius ² * 0.163

Purge Method: Bailer Sampling Method: Bailer
Middleburg Extraction Port
Electric Submersible Other: _____
 Extraction Pump
 Other: _____

<u>8.9</u>	x	<u>3</u>	=	<u>26.7</u>	Gals.
1 Case Volume (Gals.)		Specified Volumes		Calculated Volume	

Time	Temp (°F)	pH	Cond.	Turbidity	Gals. Removed	Observations
14:11	67.3	7.2	1180	101	9	ODOR
14:12	68.1	7.1	1190	33	18	
14:14	68.2	7.1	1195	27	27	

Did well dewater? Yes No Gallons actually evacuated: 27

Sampling Time: 14:20 Sampling Date: 4 - 5 - 00

Sample I.D.: MW - 2 Laboratory: Sequoia BC Other _____

Analyzed for: TPH-G BTEX MTBE TPH-D Other: _____

D.O. (if req'd):	Pre-purge:	mg/L	Post-purge:	1.3	mg/L
O.R.P. (if req'd):	Pre-purge:	mV	Post-purge:		mV

EQUIVA WELL MONITORING DATA SHEET

Project #: 000405 - 21	Job # 204 - 5508 - 5306
Sampler: BF	Date: 4 - 5 - 00
Well I.D.: MW - 3R	Well Diameter: <u>2</u> 3 4 6 8
Total Well Depth: 28.27	Depth to Water: 6.90
Depth to Free Product:	Thickness of Free Product (feet):
Referenced to: <u>PVC</u> Grade	D.O. Meter (if req'd): <u>YST</u> HACH

Well Diameter	Multiplier	Well Diameter	Multiplier
2"	0.16	5"	1.02
3"	0.37	6"	1.47
4"	0.65	Other	radius ² * 0.163

Purge Method: Bailer
 Middleburg
 Electric Submersible
 Extraction Pump
 Other: _____

Sampling Method: Bailer
 Extraction Port
 Other: _____

<u>3.4</u>	x	<u>3</u>	=	<u>10.2</u>	Gals.
1 Case Volume (Gals.)		Specified Volumes		Calculated Volume	

Time	Temp (°F)	pH	Cond.	Turbidity	Gals. Removed	Observations
10:45	64.0	7.3	735	7200	3.5	
10:50	64.3	7.0	725	7200	7	
10:55	64.5	6.9	724	7200	10	

Did well dewater? Yes No Gallons actually evacuated: 10

Sampling Time: 11:00 Sampling Date: 4 - 5 - 00

Sample I.D.: MW - 3R Laboratory: Sequoia BC Other _____

Analyzed for: TPH-G BTEX MTBE TPH-D Other:

D.O. (if req'd):	Pre-purge:	mg/L	Post-purge:	1.5	mg/L
O.R.P. (if req'd):	Pre-purge:	mV	Post-purge:		mV

EQUIVA WELL MONITORING DATA SHEET

Project #: 000405 - 21	Job # 204 - 5508 - 5300
Sampler: BF	Date: 4 - 5 - 00
Well I.D.: MW - 4	Well Diameter: 2 ' 3 (4) 6 8
Total Well Depth: 19.08	Depth to Water: 6.00
Depth to Free Product:	Thickness of Free Product (feet):
Referenced to: PVC Grade	D.O. Meter (if req'd): YSI HACH

Well Diameter	Multiplier	Well Diameter	Multiplier
2"	0.16	5"	1.02
3"	0.37	6"	1.47
4"	0.65	Other	radius ² * 0.163

Purge Method: Bailer Sampling Method: Bailer
Middleburg Extraction Port
Electric Submersible Other: _____
 Extraction Pump
 Other: _____

8.5	x	3	=	25.5	Gals
1 Case Volume (Gals.)		Specified Volumes		Calculated Volume	

Time	Temp (°F)	pH	Cond.	Turbidity	Gals. Removed	Observations
11:56	46.4	7.0	960	44	85	
11:58	44.5	7.0	942	68	17	
12:00	46.4	7.1	959	71	255	

Did well dewater? Yes No Gallons actually evacuated: 25.5

Sampling Time: 12:05 Sampling Date: 4 - 5 - 00

Sample I.D.: MW - 4 Laboratory: Sequoia BC Other _____

Analyzed for: TPH-G BTEX MTBE TPH-D Other:

D.O. (if req'd):	Pre-purge:	mg/L	Post-purge:	4.8 mg/L
O.R.P. (if req'd):	Pre-purge:	mV	Post-purge:	mV

EQUIVA WELL MONITORING DATA SHEET

Project #: 000405-21	Job # 204-5508-5306
Sampler: BF	Date: 4-5-00
Well I.D.: MW-5	Well Diameter: 2' 3' (4) 6' 8' _____
Total Well Depth: 24.79	Depth to Water: 5.31
Depth to Free Product:	Thickness of Free Product (feet):
Referenced to: (PVC) Grade	D.O. Meter (if req'd): (YSI) HACH

Well Diameter	Multiplier	Well Diameter	Multiplier
2"	0.16	5"	1.02
3"	0.37	6"	1.47
4"	0.65	Other	radius ² * 0.163

Purge Method: Bailer Middleburg Electric Submersible Extraction Pump Other: _____

Sampling Method: Bailer Extraction Port Other: _____

<u>12.4</u>	x	<u>3</u>	=	<u>37.8</u>	Gals
1 Case Volume (Gals.)		Specified Volumes		Calculated Volume	

Time	Temp (°F)	pH	Cond.	Turbidity	Gals. Removed	Observations
13:12	66.2	7.3	721	123	13	Slight odor
13:16	65.9	7.3	694	77	26	
13:20	65.9	7.3	758	89	40	

Did well dewater? Yes <input type="checkbox"/> No <input checked="" type="checkbox"/>	Gallons actually evacuated: 40
Sampling Time: 13:25	Sampling Date: 4-5-00
Sample I.D.: MW-5	Laboratory: (Sequoia) BC Other _____
Analyzed for: (TPH-G) (BTEX) (MTBE) TPH-D Other: _____	
D.O. (if req'd):	Pre-purge: _____ mg/L Post-purge: 0.4 mg/L
O.R.P. (if req'd):	Pre-purge: _____ mV Post-purge: _____ mV

EQUIVA WELL MONITORING DATA SHEET

Project #: 000405 - 21	Job # 204 - 5508 - 5306
Sampler: BF	Date: 4 - 5 - 00
Well I.D.: MW-6R	Well Diameter: (2)' 3 4 6 8
Total Well Depth: 24.69	Depth to Water: 6.24
Depth to Free Product:	Thickness of Free Product (feet):
Referenced to: (PVC) Grade	D.O. Meter (if req'd): (YSI) HACH

Well Diameter	Multiplier	Well Diameter	Multiplier
2"	0.16	5"	1.02
3"	0.37	6"	1.47
4"	0.65	Other	radius ² * 0.163

Purge Method: (Bailer) Middleburg Electric Submersible Extraction Pump
Other: _____

Sampling Method: (Bailer) Extraction Port
Other: _____

2.9	x	3	=	8.7	Gals
1 Case Volume (Gals.)		Specified Volumes		Calculated Volume	

Time	Temp (°F)	pH	Cond.	Turbidity	Gals. Removed	Observations
13:41	45.7	7.4	1038	7200	3	Turbid
13:45	45.9	7.2	1069	7200	6	↓
13:52	44.1	7.2	1071	7200	9	↓↓

Did well dewater? Yes No Gallons actually evacuated: 9

Sampling Time: 14:00 Sampling Date: 4 - 5 - 00

Sample I.D.: MW-6R Laboratory: (Sequoia) BC Other _____

Analyzed for: (TPH-G) (BTEX) (MTBE) TPH-D Other: _____

D.O. (if req'd):	Pre-purge:	mg/L	Post-purge:	No 4	mg/L
O.R.P. (if req'd):	Pre-purge:	mV	Post-purge:		mV

EQUIVA WELL MONITORING DATA SHEET

Project #: 000405-21	Job # 204-5508-5306
Sampler: BF	Date: 4-5-00
Well I.D.: MW-7	Well Diameter: 2 3 <u>4</u> 6 8
Total Well Depth: 19.52	Depth to Water: 4.87
Depth to Free Product:	Thickness of Free Product (feet):
Referenced to: <u>PVC</u> Grade	D.O. Meter (if req'd): <u>YSI</u> HACH

Well Diameter	Multiplier	Well Diameter	Multiplier
2"	0.16	5"	1.02
3"	0.37	6"	1.47
4"	0.65	Other	radius ² * 0.163

Purge Method: Bailer Sampling Method: Bailer
Middleburg Extraction Port
Electric Submersible Other: _____
 Extraction Pump

Other: _____

9.5	x	3	=	28.5	Gals.
1 Case Volume (Gals.)		Specified Volumes		Calculated Volume	

Time	Temp (°F)	pH	Cond.	Turbidity	Gals. Removed	Observations
14:43	68.2	7.5	580	72	9.5	ODOR
14:44	67.1	7.3	487	53	19	
14:47	67.4	7.3	476	42	28.5	

Did well dewater? Yes No Gallons actually evacuated: 28.5

Sampling Time: 1454 Sampling Date: 4-5-00

Sample I.D.: MW-7 Laboratory: Sequoia BC Other: _____

Analyzed for: TPH-G BTEX MTBE TPH-D Other: _____

D.O. (if req'd):	Pre-purge:	mg/L	Post-purge:	1.4	mg/L
O.R.P. (if req'd):	Pre-purge:	mV	Post-purge:		mV

EQUIVA WELL MONITORING DATA SHEET

Project #: 000405 - 21	Job # 204 - 5508 - 5300
Sampler: BF	Date: 4 - 5 - 00
Well I.D.: MW - 8	Well Diameter: 2' 3' (4) 6' 8' _____
Total Well Depth: 18.67	Depth to Water: 5.14
Depth to Free Product:	Thickness of Free Product (feet):
Referenced to: (PVC) Grade	D.O. Meter (if req'd): (YSI) HACH

Well Diameter	Multiplier	Well Diameter	Multiplier
2"	0.16	5"	1.02
3"	0.37	6"	1.47
4"	0.65	Other	radius ² * 0.163

Purge Method: Bailer Sampling Method: Bailer
Middleburg Extraction Port
Electric Submersible Other: _____
 Extraction Pump
 Other: _____

<u>8.7</u>	x	<u>3</u>	=	<u>26.1</u>	Gals.
1 Case Volume (Gals.)		Specified Volumes		Calculated Volume	

Time	Temp (°F)	pH	Cond.	Turbidity	Gals. Removed	Observations
12:49	66.8	7.3	866	84	8.5	Slight odor
12:51	66.3	7.2	850	60	17	
12:53	66.2	7.2	848	57	26	

Did well dewater? Yes <input type="checkbox"/> No <input checked="" type="checkbox"/>	Gallons actually evacuated: 26
Sampling Time: 13:00	Sampling Date: 4 - 5 - 00
Sample I.D.: MW - 8	Laboratory: (Sequoia) BC Other _____
Analyzed for: (TPH-G) (BTEX) (MTBE) TPH-D Other:	
D.O. (if req'd):	Pre-purge: _____ mg/L Post-purge: 2.1 mg/L
O.R.P. (if req'd):	Pre-purge: _____ mV Post-purge: _____ mV

EQUIVA WELL MONITORING DATA SHEET

Project #: 000405 - 21	Job # 204 - 5508 - 5306
Sampler: BF	Date: 4 - 5 - 00
Well I.D.: MW - 9	Well Diameter: 2' 3' (4) 6' 8' _____
Total Well Depth: 19.51	Depth to Water: 5.40
Depth to Free Product:	Thickness of Free Product (feet):
Referenced to: <u>PVC</u> Grade	D.O. Meter (if req'd): <u>YSI</u> HACH

Well Diameter	Multiplier	Well Diameter	Multiplier
2"	0.16	5"	1.02
3"	0.37	6"	1.47
4"	0.65	Other	radius ² * 0.163

Purge Method: Bailer Sampling Method: Bailer
Middleburg Extraction Port
Electric Submersible Other: _____
 Extraction Pump
 Other: _____

9.1	x	3	=	27.3	Gals
1 Case Volume (Gals.)		Specified Volumes		Calculated Volume	

Time	Temp (°F)	pH	Cond.	Turbidity	Gals. Removed	Observations
11:12	66.4	7.1	911	82.1	9	SDOR
11:14	67.1	7.1	862	50	18	
11:16	67.1	7.1	881	47	27	

Did well dewater? Yes No Gallons actually evacuated: 27

Sampling Time: 11:20 Sampling Date: 4 - 5 - 00

Sample I.D.: MW - 9 Laboratory: Sequoia BC Other _____

Analyzed for: TPH-G BTEX MTBE TPH-D Other: _____

D.O. (if req'd): Pre-purge: _____ mg/L Post-purge: 0.9 mg/L

O.R.P. (if req'd): Pre-purge: _____ mV Post-purge: _____ mV

EQUIVA WELL MONITORING DATA SHEET

Project #: 000405 - 21	Job # 204 - 5508 - 5306
Sampler: BF	Date: 4 - 5 - 00
Well I.D.: MW - 10	Well Diameter: 2 ' 3 (4) 6 8
Total Well Depth: 18.77	Depth to Water: 7.00
Depth to Free Product:	Thickness of Free Product (feet):
Referenced to: (PVC) Grade	D.O. Meter (if req'd): (YSI) HACH

Well Diameter	Multiplier	Well Diameter	Multiplier
2"	0.16	5"	1.02
3"	0.37	6"	1.47
4"	0.65	Other	radius ² * 0.163

Purge Method: Bailer Sampling Method: Bailer
Middleburg Extraction Port
Electric Submersible Other: _____
 Extraction Pump
 Other: _____

7.6	x	3	=	22.8	Gals
1 Case Volume (Gals.)		Specified Volumes		Calculated Volume	

Time	Temp (°F)	pH	Cond.	Turbidity	Gals. Removed	Observations
11:34	65.5	7.4	904	182	7.5	ODOR
11:38	65.8	7.4	898	75.4	15	
11:40	65.7	7.4	901	50	23	

Did well dewater? Yes No Gallons actually evacuated: 23

Sampling Time: 11:45 Sampling Date: 4 - 5 - 00

Sample I.D.: MW - 10 Laboratory: (Sequoia) BC Other _____

Analyzed for: (TPH-G) (BTEX) (MTBE) TPH-D Other:

D.O. (if req'd):	Pre-purge:	mg/L	Post-purge:	1.7	mg/L
O.R.P. (if req'd):	Pre-purge:	mV	Post-purge:		mV

EQUIVA WELL MONITORING DATA SHEET

Project #: 000405 - 21	Job # 204 - 5508 - 5300
Sampler: BF	Date: 4 - 5 - 00
Well I.D.: MW-11	Well Diameter: 2 3 <u>4</u> 6 8
Total Well Depth: 18.84	Depth to Water: 590
Depth to Free Product:	Thickness of Free Product (feet):
Referenced to: <u>PVC</u> Grade	D.O. Meter (if req'd): <u>YSI</u> HACH

Well Diameter	Multiplier	Well Diameter	Multiplier
2"	0.16	5"	1.02
3"	0.37	6"	1.47
<u>4"</u>	0.65	Other	radius ² * 0.163

Purge Method: Bailer Sampling Method: Bailer
Middleburg Extraction Port
Electric Submersible Other: _____
 Extraction Pump

Other: _____

<u>8.4</u>	x	<u>3</u>	=	<u>25.2</u>	Gals.
1 Case Volume (Gals.)		Specified Volumes		Calculated Volume	

Time	Temp (°F)	pH	Cond.	Turbidity	Gals. Removed	Observations
10:20	60.8	7.4	6065	7200	8.5	Turbid
10:22	43.8	7.7	1649	7200	17	↓
10:24	64.1	7.2	1605	7200	25	↓ ↓

Did well dewater? Yes No Gallons actually evacuated: 25

Sampling Time: 10:28 Sampling Date: 4 - 5 - 00

Sample I.D.: MW-11 Laboratory: Sequoia BC Other _____

Analyzed for: TPH-G BTEX MTBE TPH-D Other: _____

D.O. (if req'd):	Pre-purge:	mg/L		Post-purge:	1.2	mg/L
O.R.P. (if req'd):	Pre-purge:	mV		Post-purge:		mV

WELL GAUGING DATA

Project # 000201-47 Date 2-1-00 Client EQUEVA

Site 3420 SAN PABLO AVE OAKLAND

Well ID	Well Size (in.)	Sheen / Odor	Depth to Immiscible Liquid (ft.)	Thickness of Immiscible Liquid (ft.)	Volume of Immiscibles Removed (ml)	Depth to water (ft.)	Depth to well bottom (ft.)	Survey Point: TOB or TOC
MW-10	4					6.43	18.90	TOC

EQUIVA WELL MONITORING DATA SHEET

Project #: 000201-41	Job # 204-5506-5306
Sampler: LEON G.	Date: 2-1-00
Well I.D.: MW-10	Well Diameter: 2, 3, ④, 6, 8
Total Well Depth: 18.90	Depth to Water: 6.43
Depth to Free Product:	Thickness of Free Product (feet):
Referenced to: PVC Grade	D.O. Meter (if req'd): YSI HACH

Well Diameter	Multiplier	Well Diameter	Multiplier
2"	0.16	5"	1.02
3"	0.37	6"	1.47
4"	0.65	Other	radius ² * 0.163

Purge Method: Bailer Middleburg Electric Submersible Extraction Pump

Sampling Method: Bailer Extraction Port

Other: _____

<u>6.2</u>	x	<u>3</u>	=	<u>24.6</u>	Gals.
1 Case Volume (Gals.)		Specified Volumes		Calculated Volume	

Time	Temp (°F)	pH	Cond.	Turbidity	Gals. Removed	Observations
812	64.4	7.0	795	7200	6	
813	65.0	7.0	681	7200	16	
814	66.1	7.0	1065	7200	25	
815	66.0	7.0	1138	7200	33	

Did well dewater? Yes No Gallons actually evacuated: 25.33

Sampling Time: 816 Sampling Date: 2-1-00

Sample I.D.: MW-10 Laboratory: Sequoia BC Other _____

Analyzed for: TPH-G BTEX MTBE TPH-D Other: _____

D.O. (if req'd):	Pre-purge:	mg/L	Post-purge:	1.6	mg/L
	O.R.P. (if req'd):	Pre-purge:	mV	Post-purge:	mV