

206

ENVIRONMENTAL
PROTECTION
March 19, 1999
99 APR -1 PM 3:19

C A M B R I A

Susan Hugo
Alameda County Health Care Services Agency
1131 Harbor Bay Parkway, Suite 250
Alameda, California 94502-6577

Re: **Fourth Quarter 1998 Monitoring Report**
Shell-branded Service Station
3420 San Pablo Avenue
Oakland, California
Incident #98995748
Cambria Project# 24-314-498



Dear Ms. Hugo:

On behalf of Equiva Services LLC, Cambria Environmental Technology, Inc. (Cambria) is submitting this ground water monitoring report in accordance with the reporting requirements of 23 CCR 2652d.

FOURTH QUARTER 1998 ACTIVITIES

Ground Water Monitoring: Blaine Tech Services, Inc. (Blaine) of San Jose, California checked for separate-phase hydrocarbons (SPH), and gauged and sampled all accessible site wells. No SPH was detected this quarter. Blaine calculated ground water elevations and compiled the analytical data (Table 1). Cambria prepared a ground water elevation contour map (Figure 1). The Blaine report, presenting the laboratory report, is included as Attachment A.

ANTICIPATED FIRST QUARTER 1999 ACTIVITIES

Ground Water Monitoring: Blaine will measure and remove detected SPH, gauge and sample all accessible site wells and tabulate the data. Cambria will prepare a monitoring report.

Oakland, CA
Sonoma, CA
Portland, OR
Seattle, WA

**Cambria
Environmental
Technology, Inc.**

1144 65th Street
Suite B
Oakland, CA 94608
Tel (510) 420-0700
Fax (510) 420-9170

CLOSING

We appreciate the opportunity to work with you on this project. Please call Darryk Ataide at (510) 420-3339 if you have any questions or comments.

Sincerely,
Cambria Environmental Technology, Inc



Darryk Ataide
Project Environmental Scientist

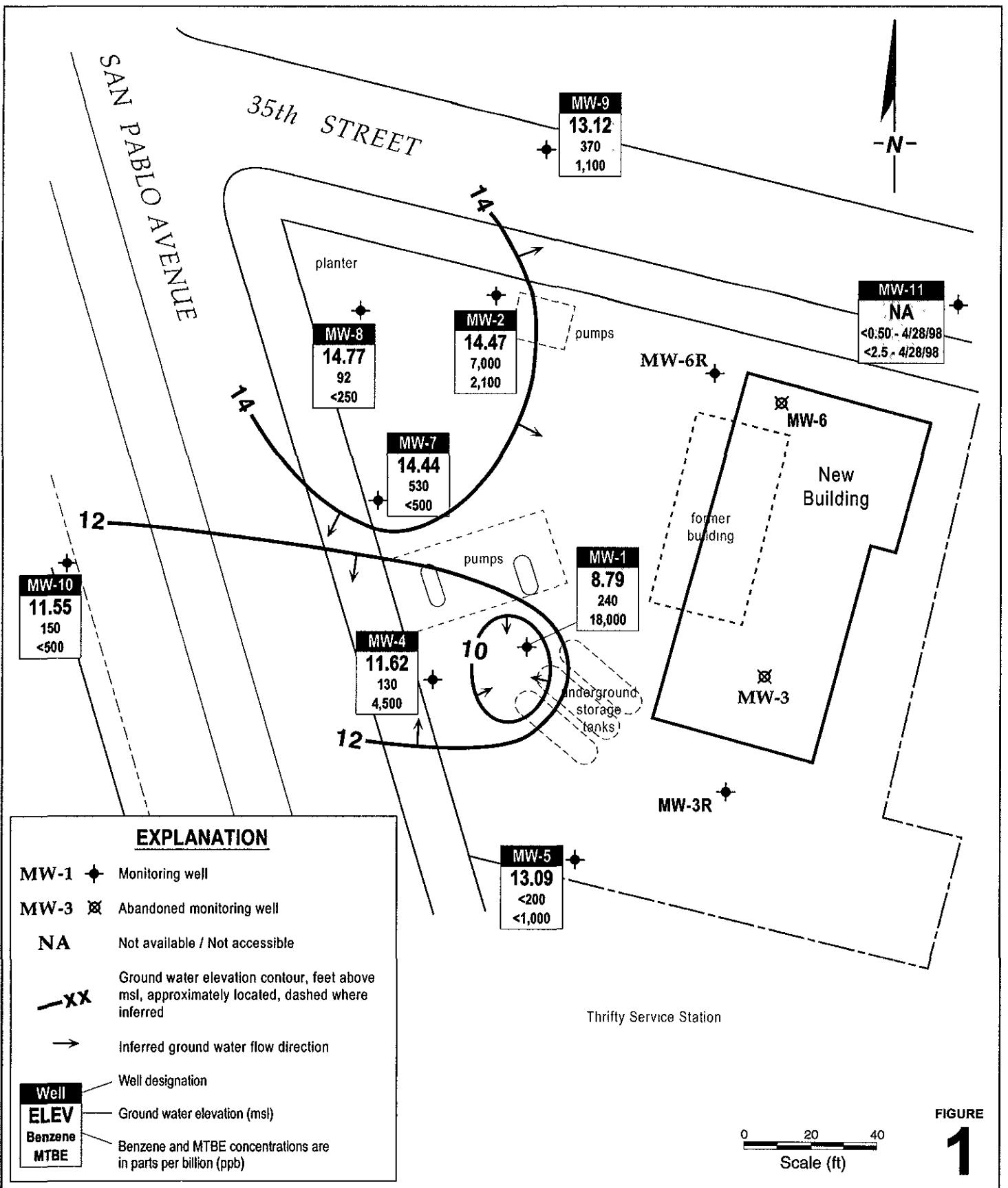
Diane M. Lundquist, P.E.
Principal Engineer



Attachment: A - Blaine Ground Water Monitoring Report

cc: Karen Petryna, Equiva Services LLC, P.O. Box 6249, Carson, California 90749

g:\oak3420\qml4q98qm.doc



G:\OAK3420\FIGURES\4QM98-MP.A1

FIGURE 1

Shell-branded Service Station
 3420 San Pablo Avenue
 Oakland, California
 Incident #98995748



CAMBRIA

Ground Water Elevation Contour Map

December 9, 1998

ATTACHMENT A

Blaine Ground Water Monitoring Report



1680 ROGERS AVENUE
SAN JOSE, CA 95112-1105
(408) 573-7771 FAX
(408) 573-0555 PHONE

February 3, 1999

Karen Petryna
Equiva Services LLC
P.O. Box 6249
Carson, CA 90749-6249

Fourth Quarter 1998 Groundwater Monitoring at
SHELL-branded Service Station
3420 San Pablo Avenue
Oakland, CA

Monitoring performed on December 9, 1998

Groundwater Monitoring Report **981209-Y-1**

This report covers the routine monitoring of groundwater wells at this SHELL-branded facility. In accordance with standard procedures that conform to Regional Water Quality Control Board requirements, routine field data collection includes depth to water, total well depth, thickness of any separate immiscible layer, water column volume, appropriate calculated purge volume (if applicable), elapsed evacuation time (if applicable), total volume of water removed (if applicable), and standard water parameter instrument readings. Sample material is collected, contained, stored, and transported to the laboratory in conformance with EPA standards. Purge water (if applicable) is, likewise, collected and transported to the Shell Martinez Manufacturing Complex.

Basic field information is presented alongside analytical values excerpted from the laboratory report in the cumulative table of **WELL CONCENTRATIONS**. The full analytical report for the most recent samples and the field data sheets are attached to this report.


At a minimum, Blaine Tech Services, Inc. field personnel are certified on completion of a forty hour Hazardous Materials and Emergency Response training course per 29 CFR 1910.120. Field personnel are also enrolled in annual eight hour refresher courses.

Blaine Tech Services, Inc. conducts sampling and documentation assignments of this type as an

Blaine Tech Services, Inc. conducts sampling and documentation assignments of this type as an independent third party. In order to avoid compromising the objectivity necessary for the proper and disinterested performance of this work, Blaine Tech Services, Inc. concentrates on objective data collection and does not participate in the interpretation of analytical results, the definition of geological or hydrological conditions, the formulation of recommendations, or the marketing of remedial systems.

Please call if you have any questions.

Yours truly,

A handwritten signature in black ink, appearing to read "Deidre Kerwin", with a long horizontal flourish extending to the right.

Deidre Kerwin
Operations Manager

DK/ew

attachments: Cumulative Table of WELL CONCENTRATIONS
Certified Analytical Report
Field Data Sheet

cc: Cambria Environmental Technology, Inc.
1144 65th Street, Suite C
Oakland, CA 94608-2411
Attn: Anni Kreml

WELL CONCENTRATIONS
Shell-branded Service Station
3420 San Pablo Avenue
Oakland, California
Wic #204-5508-5306

Well ID	Date	TPHg (ug/L)	B (ug/L)	T (ug/L)	E (ug/L)	X (ug/L)	MTBE 8020 (ug/L)	MTBE 8260 (ug/L)	TOC (MSL)	Depth to Water (ft.)	Depth to SPH (ft.)	GW Elevation (MSL)	SPH Thickness (ft.)	DO Reading (ppm)
MW-1	08/06/1991	NA	NA	NA	NA	NA	NA	NA	21.28	10.86	NA	10.43	NA	NA
MW-1	10/23/1991	32,000	2,700	360	550	3,700	NA	NA	21.28	11.05	NA	10.24	0.01	NA
MW-1	01/28/1992	14,000	1,000	106	450	1,600	NA	NA	21.28	10.84	NA	10.44	NA	NA
MW-1	05/05/1992	98,000	11,000	1,200	3,500	18,000	NA	NA	21.28	9.42	NA	11.86	<0.01	NA
MW-1	07/13/1992	11,000	1,100	130	740	1,300	NA	NA	21.28	11.36	NA	9.92	NA	NA
MW-1	10/12/1992	NA	NA	NA	NA	NA	NA	NA	21.28	13.14	NA	8.21	0.09	NA
MW-1	01/12/1993	NA	110	NA	NA	NA	NA	NA	21.28	7.52	NA	13.78	0.02	NA
MW-1	04/06/1993	NA	NA	NA	NA	NA	NA	NA	21.28	7.13	NA	14.16	<0.01	NA
MW-1	07/12/1993	NA	NA	NA	NA	NA	NA	NA	21.28	11.02	NA	10.27	0.01	NA
MW-1	10/13/1993	NA	NA	NA	NA	NA	NA	NA	21.28	12.18	NA	9.11	0.01	NA
MW-1	01/20/1994	NA	NA	NA	NA	NA	NA	NA	21.28	9.18	NA	12.10	0.01	NA
MW-1	04/13/1994	NA	NA	NA	NA	NA	NA	NA	21.28	8.72	NA	12.58	0.02	NA
MW-1	07/19/1994	17,000	420	140	530	1,300	NA	NA	21.28	8.76	NA	12.52	NA	NA
MW-1	10/27/1994	23,000	1,200	130	990	960	NA	NA	21.28	10.49	NA	10.79	NA	NA
MW-1	01/03/1995	31,000	610	160	1,200	5,000	NA	NA	21.28	6.15	NA	15.13	NA	NA
MW-1	04/13/1995	20,000	340	42	680	2,900	NA	NA	21.28	5.24	NA	16.04	NA	NA
MW-1	06/30/1995	16,000	450	62	460	1,200	NA	NA	21.28	7.24	NA	14.04	NA	NA
MW-1	10/11/1995	8,400	660	47	510	850	8,000	NA	21.28	9.48	NA	11.80	NA	NA
MW-1	10/13/1995	7,400	730	54	490	1,100	8,200	NA	21.28	NA	NA	NA	NA	NA
MW-1	01/17/1996	24,000	570	110	820	2,900	15,000	NA	21.28	6.48	NA	14.80	NA	NA
MW-1	04/10/1996	20,000	120	11	420	1,400	15,000	NA	21.28	5.38	NA	15.90	NA	NA
MW-1	07/30/1996	7,900	240	22	170	300	12,000	NA	21.28	7.61	NA	13.67	NA	NA
MW-1	10/17/1996	6,600	1,000	20	120	130	10,000	NA	21.28	8.66	NA	12.62	NA	1.4
MW-1	01/22/1997	13,000	170	<50	330	1,200	18,000	NA	21.28	5.00	NA	16.28	NA	1.6
MW-1	04/01/1997	7,900	240	26	130	200	6,400	NA	21.28	6.42	NA	14.86	NA	1.4
MW-1	07/14/1997	5,000	<20	<20	59	61	9,000	NA	21.28	8.92	NA	12.36	NA	1.9
MW-1	10/08/1997	3,200	180	7.6	18	6.1	11,000	NA	21.28	9.43	NA	11.85	NA	4.8
MW-1	01/19/1998	8,100	39	<20	280	660	1,100	NA	21.28	1.20	NA	20.08	NA	2.6
MW-1	04/28/1998	2,900	62	<10	160	370	1,200	1,200	21.28	4.81	NA	16.47	NA	2.4
MW-1	09/30/1998	1,300	25	8.3	<5.0	12	2,000	NA	21.05	9.90	NA	11.15	NA	1.6
MW-1	12/09/1998	21,000	240	<200	520	920	18,000	18,000	21.05	12.26	NA	8.79	NA	4.3

WELL CONCENTRATIONS
Shell-branded Service Station
3420 San Pablo Avenue
Oakland, California
Wic #204-5508-5306

Well ID	Date	TPHg (ug/L)	B (ug/L)	T (ug/L)	E (ug/L)	X (ug/L)	MTBE 8020 (ug/L)	MTBE 8260 (ug/L)	TOC (MSL)	Depth to Water (ft.)	Depth to SPH (ft.)	GW Elevation (MSL)	SPH Thickness (ft.)	DO Reading (ppm)
---------	------	----------------	-------------	-------------	-------------	-------------	------------------------	------------------------	--------------	----------------------------	--------------------------	--------------------------	---------------------------	------------------------

MW-2	08/06/1991	50,000	15,000	NA	2,700	13,000	NA	NA	21.56	9.72	NA	11.84	NA	NA
MW-2	10/23/1991	120,000	11,000	1,400	3,500	19,000	NA	NA	21.56	10.03	NA	11.53	NA	NA
MW-2	01/28/1992	49,000	7,400	800	1,800	8,300	NA	NA	21.56	8.78	NA	12.78	NA	NA
MW-2	05/05/1992	52,000	12,000	1,100	2,200	12,000	NA	NA	21.56	7.58	NA	13.98	NA	NA
MW-2	07/13/1992	47,000	15,000	2,400	4,500	16,000	NA	NA	21.56	9.63	NA	11.93	NA	NA
MW-2	10/12/1992	NA	NA	NA	NA	NA	NA	NA	21.56	11.66	NA	9.92	0.03	NA
MW-2	01/12/1993	NA	NA	NA	NA	NA	NA	NA	21.56	7.13	NA	14.44	0.01	NA
MW-2	04/06/1993	NA	NA	NA	NA	NA	NA	NA	21.56	6.40	NA	15.17	<0.01	NA
MW-2	07/12/1993	59,000	12,000	950	2,400	11,000	NA	NA	21.56	8.75	NA	12.81	NA	NA
MW-2	10/13/1993	54,000	14,000	1,200	3,700	22,000	NA	NA	21.56	10.28	NA	11.28	NA	NA
MW-2	01/20/1994	NA	NA	NA	NA	NA	NA	NA	21.56	NA	NA	NA	NA	NA
MW-2	04/13/1994	79,000	9,400	740	2,100	12,000	NA	NA	21.56	7.35	NA	14.22	<0.01	NA
MW-2	07/19/1994	63,000	13,000	810	1,900	13,000	NA	NA	21.56	8.24	NA	13.32	NA	NA
MW-2	10/27/1994	64,000	8,800	480	2,100	10,000	NA	NA	21.56	10.26	NA	13.32	NA	NA
MW-2	01/03/1995	67,000	9,800	720	2,800	11,000	NA	NA	21.56	6.44	NA	15.12	NA	NA
MW-2	04/13/1995	83,000	10,000	490	2,600	13,000	NA	NA	21.56	5.89	NA	15.67	NA	NA
MW-2	06/30/1995	65,000	12,000	1,800	2,400	12,000	NA	NA	21.56	7.41	NA	14.15	NA	NA
MW-2	10/11/1995	68,000	8,800	840	3,000	13,000	1,400	NA	21.56	8.02	NA	13.54	NA	NA
MW-2	01/17/1996	79,000	12,000	640	2,700	14,000	2,200	NA	21.56	7.42	NA	14.14	NA	NA
MW-2	04/10/1996	84,000	7,200	310	1,700	7,800	2,900	NA	21.56	6.91	NA	14.65	NA	NA
MW-2	07/30/1996	26,000	6,800	210	1,300	5,500	4,500	NA	21.56	7.63	NA	13.93	NA	NA
MW-2	10/17/1996	46,000	9,800	340	2,000	6,500	4,900	NA	21.56	8.27	NA	13.29	NA	1.8
MW-2	01/22/1997	52,000	6,200	220	1,400	6,600	3,000	NA	21.56	7.09	NA	14.47	NA	1.9
MW-2	04/01/1997	69,000	6,000	380	2,400	11,000	3,800	NA	21.56	6.91	NA	14.65	NA	2.0
MW-2	07/14/1997	53,000	7,700	260	1,600	5,200	2,400	NA	21.56	9.93	NA	11.63	NA	1.2
MW-2	10/08/1997	56,000	8,500	320	1,600	5,100	4,200	NA	21.56	10.43	NA	11.13	NA	2.1
MW-2	01/19/1998	64,000	10,000	230	2,400	12,000	2,700	NA	21.56	3.60	NA	17.96	NA	2.4
MW-2	04/28/1998	45,000	9,800	310	2,700	11,000	2,400	2,000	21.56	4.81	NA	15.71	NA	2
MW-2	09/30/1998	42,000	7,400	200	2,600	9,800	1,800	NA	21.58	7.20	NA	14.38	NA	1.6
MW-2	12/09/1998	60,000	7,000	270	1,600	7,000	2,100	NA	21.58	7.11	NA	14.47	NA	4.6

WELL CONCENTRATIONS
Shell-branded Service Station
3420 San Pablo Avenue
Oakland, California
Wic #204-5508-5306

Well ID	Date	TPHg (ug/L)	B (ug/L)	T (ug/L)	E (ug/L)	X (ug/L)	MTBE 8020 (ug/L)	MTBE 8260 (ug/L)	TOC (MSL)	Depth to Water (ft.)	Depth to SPH (ft.)	GW Elevation (MSL)	SPH Thickness (ft.)	DO Reading (ppm)
---------	------	----------------	-------------	-------------	-------------	-------------	------------------------	------------------------	--------------	----------------------------	--------------------------	--------------------------	---------------------------	------------------------

MW-3	08/06/1991	430	8	1	4	15	NA	NA	21.78	11.18	NA	10.60	NA	NA
MW-3	10/23/1991	390	2.10	<0.3	0.48	2	NA	NA	21.78	11.69	NA	10.09	NA	NA
MW-3	01/28/1992	190	<0.5	<0.5	<0.5	<0.5	NA	NA	21.78	9.99	NA	11.79	NA	NA
MW-3	05/04/1992	190	<1	<1	<1	0.71	NA	NA	21.78	9.46	NA	12.32	NA	NA
MW-3	07/20/1992	200a	<0.5	<0.5	<0.5	<0.5	NA	NA	21.78	11.29	NA	10.49	NA	NA
MW-3	10/12/1992	180a	<0.5	<0.5	<0.5	<0.5	NA	NA	21.78	13.10	NA	8.68	NA	NA
MW-3	01/12/1993	180	<0.5	2.3	0.9	5.6	NA	NA	21.78	7.32	NA	14.46	NA	NA
MW-3	04/06/1993	280	<0.5	<0.5	<0.5	<0.5	NA	NA	21.78	7.44	NA	14.34	NA	NA
MW-3	07/12/1993	310a	<0.5	<0.5	<0.5	<0.5	NA	NA	21.78	10.62	NA	11.16	NA	NA
MW-3	10/13/1993	150	<0.5	<0.5	<0.5	<0.5	NA	NA	21.78	12.05	NA	9.73	NA	NA
MW-3	01/20/1994	180	<0.5	<0.5	<0.5	<0.5	NA	NA	21.78	9.62	NA	12.16	NA	NA
MW-3	04/13/1994	270	<0.5	<0.5	<0.5	<0.5	NA	NA	21.78	9.15	NA	12.63	NA	NA
MW-3	07/19/1994	190a	<0.5	<0.5	<0.5	<0.5	NA	NA	21.78	10.13	NA	11.65	NA	NA
MW-3	10/27/1994	160a	<0.5	<0.5	<0.5	<0.5	NA	NA	21.78	11.66	NA	10.12	NA	NA
MW-3	01/03/1995	100a	<0.5	<0.5	<0.5	<0.5	NA	NA	21.78	6.89	NA	14.89	NA	NA
MW-3	04/13/1995	120a	<0.5	<0.5	<0.5	<0.5	NA	NA	21.78	6.79	NA	14.99	NA	NA
MW-3	06/30/1995	180a	<0.5	<0.5	<0.5	<0.5	NA	NA	21.78	8.94	NA	12.84	NA	NA
MW-3	10/11/1995	150	2.2	<0.5	<0.5	<0.5	2.3	NA	21.78	10.62	NA	11.16	NA	NA
MW-3	01/17/1996	120	<0.5	<0.5	<0.5	<0.5	7.8	NA	21.78	7.18	NA	14.60	NA	NA
MW-3	04/10/1996	160	<0.5	<0.5	<0.5	<0.5	12	NA	21.78	6.76	NA	15.02	NA	NA
MW-3	07/30/1996	57	<0.5	<0.5	<0.5	<0.5	<2.5	NA	21.78	9.04	NA	12.74	NA	NA
MW-3	10/17/1996	<50	<0.5	<0.5	<0.5	<0.5	<2.5	NA	21.78	9.04	NA	12.74	NA	2.0
MW-3	01/22/1997	<50	<0.5	<0.5	<0.5	<0.5	3.7	NA	21.78	5.03	NA	16.75	NA	2.4
MW-3	04/01/1997	71	<0.50	<0.50	<0.50	<0.50	NA b	NA	21.78	8.23	NA	13.55	NA	1.6
MW-3	07/14/1997	<50	<0.50	<0.50	<0.50	1.5	NA b	NA	21.78	9.09	NA	12.69	NA	1.9
MW-3	10/08/1997	73	<0.50	<0.50	<0.50	<0.50	NA b	NA	21.78	10.23	NA	11.55	NA	5.5
MW-3	12/05/1997	Abandoned												

MW-4	08/06/1991	1,300	28	18	68	150	NA	NA	20.31	10.57	NA	9.74	NA	NA
MW-4	10/23/1991	1,900	97	6.10	38	77	NA	NA	20.31	10.46	NA	9.85	NA	NA

WELL CONCENTRATIONS
Shell-branded Service Station
3420 San Pablo Avenue
Oakland, California
Wic #204-5508-5306

Well ID	Date	TPHg (ug/L)	B (ug/L)	T (ug/L)	E (ug/L)	X (ug/L)	MTBE 8020 (ug/L)	MTBE 8260 (ug/L)	TOC (MSL)	Depth to Water (ft.)	Depth to SPH (ft.)	GW Elevation (MSL)	SPH Thickness (ft.)	DO Reading (ppm)
MW-4	01/28/1992	200	7.60	<0.5	3	3.30	NA	NA	20.31	9.54	NA	10.77	NA	NA
MW-4	05/04/1992	690	98	3	13	<1	NA	NA	20.31	8.33	NA	11.98	NA	NA
MW-4	07/13/1992	1,500	140	2.90	17	12	NA	NA	20.31	9.87	NA	10.44	NA	NA
MW-4	10/12/1992	NA	NA	NA	NA	NA	NA	NA	20.31	12.43	NA	8.50	0.78	NA
MW-4	01/12/1993	NA	NA	NA	NA	NA	NA	NA	20.31	7.12	NA	13.99	1.00	NA
MW-4	04/06/1993	NA	NA	NA	NA	NA	NA	NA	20.31	7.23	NA	13.84	0.95	NA
MW-4	07/12/1993	NA	NA	NA	NA	NA	NA	NA	20.31	10.08	NA	10.25	0.03	NA
MW-4	10/13/1993	NA	NA	NA	NA	NA	NA	NA	20.31	11.35	NA	9.06	0.12	NA
MW-4	01/20/1994	NA	NA	NA	NA	NA	NA	NA	20.31	9.06	NA	11.26	0.02	NA
MW-4	04/13/1994	NA	NA	NA	NA	NA	NA	NA	20.31	8.58	NA	11.74	0.01	NA
MW-4	07/19/1994	12,000	230	43	230	660	NA	NA	20.31	9.71	NA	10.60	NA	NA
MW-4	10/27/1994	NA	NA	NA	NA	NA	NA	NA	20.31	10.60	NA	9.73	0.03	NA
MW-4	01/03/1995	NA	NA	NA	NA	NA	NA	NA	20.31	5.49	NA	14.83	0.01	NA
MW-4	04/13/1995	NA	NA	NA	NA	NA	NA	NA	20.31	6.53	NA	13.80	0.03	NA
MW-4	06/30/1995	7,400	140	<0.5	160	350	NA	NA	20.31	9.57	NA	10.74	NA	NA
MW-4	10/11/1995	3,000	29	10	100	82	9,700	NA	20.31	10.30	NA	10.01	NA	NA
MW-4	01/17/1996	9,700	190	<0.5	190	410	4,500	NA	20.31	6.68	NA	13.63	NA	NA
MW-4	04/10/1996	2,800	16	<0.5	22	50	6,100	NA	20.31	7.90	NA	12.41	NA	NA
MW-4	07/30/1996	1,600	68	<12	58	39	8,500	NA	20.31	8.73	NA	11.58	NA	2.8
MW-4	10/17/1996	4,800	120	<25	150	96	11,000	NA	20.31	7.63	NA	10.34	NA	2.8
MW-4	01/22/1997	12,000	83	<20	170	240	4,300	NA	20.31	5.26	NA	15.05	NA	2.6
MW-4	04/01/1997	4,800	65	<5.0	81	93	3,200	NA	20.31	8.02	NA	12.29	NA	2.4
MW-4	07/14/1997	2,400	35	<10	30	20	6,000	NA	20.31	10.05	NA	10.26	NA	2.0
MW-4	10/08/1997	2,900	66	<20	<20	<20	7,300	NA	20.31	10.22	NA	10.09	NA	5.9
MW-4	01/19/1998	Inaccessible		NA	NA	NA	NA	NA	20.31	NA	NA	NA	NA	NA
MW-4	04/28/1998	Inaccessible		NA	NA	NA	NA	NA	20.31	NA	NA	NA	NA	NA
MW-4	09/30/1998	1,300	57	8.7	58	37	3,600	NA	20.92	9.31	NA	11.61	NA	2.9
MW-4	12/09/1998	3,500	130	<5.0	100	36	3,200	4,500	20.92	9.30	NA	11.62	NA	2.2
MW-5	08/06/1991	9,100	210	27	240	660	NA	NA	20.91	10.23	NA	10.68	NA	NA
MW-5	10/23/1991	12,000	92	18	230	450	NA	NA	20.91	10.89	NA	10.02	NA	NA

WELL CONCENTRATIONS
Shell-branded Service Station
3420 San Pablo Avenue
Oakland, California
Wic #204-5508-5306

Well ID	Date	TPHg (ug/L)	B (ug/L)	T (ug/L)	E (ug/L)	X (ug/L)	MTBE 8020 (ug/L)	MTBE 8260 (ug/L)	TOC (MSL)	Depth to Water (ft.)	Depth to SPH (ft.)	GW Elevation (MSL)	SPH Thickness (ft.)	DO Reading (ppm)
MW-5	01/28/1992	3,300	130	10	180	220	NA	NA	20.91	8.45	NA	12.46	NA	NA
MW-5	05/04/1992	3,900	95	<12.5	260	120	NA	NA	20.91	8.05	NA	12.86	NA	NA
MW-5	07/13/1992	4,100	180	12	250	73	NA	NA	20.91	10.00	NA	10.91	NA	NA
MW-5	10/12/1992	NA	NA	NA	NA	NA	NA	NA	20.91	11.83	NA	9.09	0.01	NA
MW-5	01/12/1993	NA	NA	NA	NA	NA	NA	NA	20.91	6.10	NA	14.81	<0.01	NA
MW-5	04/06/1993	6,200	71	<0.5	53	150	NA	NA	20.91	6.18	NA	14.73	NA	NA
MW-5	07/12/1993	3,400	130	<0.5	170	130	NA	NA	20.91	9.59	NA	11.32	NA	NA
MW-5	10/13/1993	NA	NA	NA	NA	NA	NA	NA	20.91	10.80	NA	10.13	0.03	NA
MW-5	01/20/1994	NA	NA	NA	NA	NA	NA	NA	20.91	7.42	NA	13.49	0.01	NA
MW-5	04/13/1994	NA	NA	NA	NA	NA	NA	NA	20.91	7.05	NA	13.87	0.01	NA
MW-5	07/19/1994	11,000	180	13	180	260	NA	NA	20.91	8.57	NA	12.34	NA	NA
MW-5	10/27/1994	6,900	82	<5	210	1110	NA	NA	20.91	10.14	NA	10.77	NA	NA
MW-5	01/03/1995	12,000	110	46	790	510	NA	NA	20.91	5.84	NA	15.07	NA	NA
MW-5	04/13/1995	10,000	61	<20	330	140	NA	NA	20.91	5.28	NA	15.63	NA	NA
MW-5	06/30/1995	12,000	180	8.60	440	340	NA	NA	20.91	7.43	NA	13.48	NA	NA
MW-5	10/11/1995	11,000	<50	<50	440	340	5,100	NA	20.91	8.90	NA	12.01	NA	NA
MW-5	01/17/1996	82,000	330	120	960	1,400	820	NA	20.91	6.40	NA	14.51	NA	NA
MW-5	04/10/1996	23,000	<50	<50	360	190	770	NA	20.91	5.70	NA	15.21	NA	NA
MW-5	07/30/1996	38,000	3,000	<100	1,100	2,600	560	NA	20.91	7.71	NA	13.20	NA	NA
MW-5	10/17/1996	13,000	36	<10	210	160	720	NA	20.91	9.04	NA	11.87	NA	1.4
MW-5	01/22/1997	20,000	63	<50	380	390	650	NA	20.91	4.85	NA	16.06	NA	1.6
MW-5	04/01/1997	16,000	110	<50	390	320	2,200	NA	20.91	6.54	NA	14.37	NA	1.4
MW-5	07/14/1997	15,000	70	<20	220	170	450	NA	20.91	8.54	NA	12.37	NA	1.8
MW-5	10/08/1997	9,100	27	11	170	57	530	NA	20.91	9.09	NA	11.82	NA	4.7
MW-5	01/19/1998	9,500	92	<50	200	77	1,100	NA	20.91	2.11	NA	18.80	NA	2.5
MW-5	04/28/1998	15,000	100	53	150	80	460	NA	20.91	4.90	NA	16.01	NA	2.2
MW-5	09/30/1998	11,000	120	<100	240	200	<500	NA	21.71	8.05	NA	13.66	NA	2.0
MW-5	12/09/1998	45,000	<200	<200	240	240	<1000	NA	21.71	8.62	NA	13.09	NA	4.7
MW-6	08/06/1991	28,000	1,400	200	1,300	4,200	NA	NA	22.32	10.61	NA	11.71	NA	NA
MW-6	10/23/1991	53,000	1,400	230	1,800	6,700	NA	NA	22.32	11.68	NA	10.64	NA	NA

WELL CONCENTRATIONS
Shell-branded Service Station
3420 San Pablo Avenue
Oakland, California
Wic #204-5508-5306

Well ID	Date	TPHg (ug/L)	B (ug/L)	T (ug/L)	E (ug/L)	X (ug/L)	MTBE 8020 (ug/L)	MTBE 8260 (ug/L)	TOC (MSL)	Depth to Water (ft.)	Depth to SPH (ft.)	GW Elevation (MSL)	SPH Thickness (ft.)	DO Reading (ppm)
MW-6	01/28/1992	87,000	1,200	470	2,000	6,600	NA	NA	22.32	8.90	NA	13.42	NA	NA
MW-6	05/05/1992	230,000	<500	<500	3,200	11,000	NA	NA	22.32	8.01	NA	14.31	NA	NA
MW-6	07/13/1992	2,700,000	<2,500	3,500	14,000	36,000	NA	NA	22.32	10.77	NA	11.55	NA	NA
MW-6	10/12/1992	NA	NA	NA	NA	NA	NA	NA	22.32	8.68	NA	9.34	0.48	NA
MW-6	01/12/1993	NA	NA	NA	NA	NA	NA	NA	22.32	6.40	NA	15.92	<0.01	NA
MW-6	04/06/1993	320,000	2,500	14,000	980	14,000	NA	NA	22.32	5.93	NA	16.39	NA	NA
MW-6	07/12/1993	31,000	1,100	4,500	150	4,500	NA	NA	22.32	10.25	NA	12.07	NA	NA
MW-6	10/13/1993	NA	NA	NA	NA	NA	NA	NA	22.32	12.28	NA	10.20	0.20	NA
MW-6	01/20/1994	NA	NA	NA	NA	NA	NA	NA	22.32	9.14	NA	13.20	0.02	NA
MW-6	04/13/1994	NA	NA	NA	NA	NA	NA	NA	22.32	7.67	NA	14.66	0.01	NA
MW-6	07/19/1994	NA	NA	NA	NA	NA	NA	NA	22.32	10.07	NA	12.31	0.07	NA
MW-6	10/27/1994	NA	NA	NA	NA	NA	NA	NA	22.32	11.84	NA	10.57	0.11	NA
MW-6	01/03/1995	NA	NA	NA	NA	NA	NA	NA	22.32	7.80	NA	14.54	0.02	NA
MW-6	04/13/1995	NA	NA	NA	NA	NA	NA	NA	22.32	5.77	NA	16.57	0.02	NA
MW-6	06/30/1995	1,100,000	6,600	6,100	12,000	29,000	NA	NA	22.32	7.78	NA	14.54	NA	NA
MW-6	10/11/1995	30,000	130	<50	1,400	4,200	710	NA	22.32	10.06	NA	12.26	NA	NA
MW-6	01/17/1996	450,000	510	1,400	2,700	11,000	630	NA	22.32	6.91	NA	15.41	NA	NA
MW-6	04/10/1996	22,000	47	<10	350	860	<50	NA	22.32	5.92	NA	16.40	NA	NA
MW-6	07/30/1996	38,000	3,000	<100	1,100	2,600	560	NA	22.32	8.97	NA	13.35	NA	NA
MW-6	10/17/1996	34,000	470	<100	1,300	3,900	<500	NA	22.32	9.87	NA	12.45	NA	1.0
MW-6	01/22/1997	26,000	<100	<100	600	1,700	<500	NA	22.32	4.43	NA	17.89	NA	1.3
MW-6	04/01/1997	30,000	96	33	840	2,600	190	NA	22.32	6.84	NA	15.48	NA	1.4
MW-6	07/14/1997	29,000	200	<100	690	2,000	<500	NA	22.32	10.30	NA	12.02	NA	2.3
MW-6	10/08/1997	55,000	500	110	640	1,500	900	NA	22.32	10.46	NA	11.86	NA	0.0
MW-6	12/05/1997	Abandoned												
MW-7	08/06/1991	13,000	4,300	76	770	730	NA	NA	20.36	8.00	NA	12.36	NA	NA
MW-7	10/23/1991	18,000	3,200	31	660	770	NA	NA	20.36	8.16	NA	12.20	NA	NA
MW-7	01/28/1992	5,000	1,200	<10	220	54	NA	NA	20.36	7.11	NA	13.25	NA	NA
MW-7	05/05/1992	9,500	3,100	72	620	880	NA	NA	20.36	6.47	NA	13.89	NA	NA
MW-7	07/13/1992	20,000	4,200	130	1,600	1,100	NA	NA	20.36	7.73	NA	12.63	NA	NA

WELL CONCENTRATIONS
Shell-branded Service Station
3420 San Pablo Avenue
Oakland, California
Wic #204-5508-5306

Well ID	Date	TPHg (ug/L)	B (ug/L)	T (ug/L)	E (ug/L)	X (ug/L)	MTBE 8020 (ug/L)	MTBE 8260 (ug/L)	TOC (MSL)	Depth to Water (ft.)	Depth to SPH (ft.)	GW Elevation (MSL)	SPH Thickness (ft.)	DO Reading (ppm)
MW-7	10/12/1992	16,000	2,500	170	560	170	NA	NA	20.36	9.97	NA	11.68	NA	NA
MW-7	01/12/1993	15,000	2,300	<50	690	440	NA	NA	20.36	6.26	NA	14.10	NA	NA
MW-7	04/06/1993	26,000	5,400	<0.5	1,200	3,000	NA	NA	20.36	5.92	NA	14.44	NA	NA
MW-7	07/12/1993	10,000	3,000	100	510	530	NA	NA	20.36	7.27	NA	13.09	NA	NA
MW-7	10/13/1993	59,000	13,000	4,400	4,400	20,000	NA	NA	20.36	9.40	NA	10.96	NA	NA
MW-7	01/20/1994	NA	NA	NA	NA	NA	NA	NA	20.36	7.03	NA	13.37	0.05	NA
MW-7	04/13/1994	NA	NA	NA	NA	NA	NA	NA	20.36	6.56	NA	13.93	0.16	NA
MW-7	07/19/1994	NA	NA	NA	NA	NA	NA	NA	20.36	6.91	NA	13.61	0.20	NA
MW-7	10/27/1994	NA	NA	NA	NA	NA	NA	NA	20.36	8.28	NA	12.11	0.04	NA
MW-7	01/03/1995	NA	NA	NA	NA	NA	NA	NA	20.36	6.48	NA	13.90	0.02	NA
MW-7	04/13/1995	NA	NA	NA	NA	NA	NA	NA	20.36	6.54	NA	13.84	0.02	NA
MW-7	06/30/1995	900,000	11,000	8,500	14,000	52,000	NA	NA	20.36	7.08	NA	13.28	NA	NA
MW-7	10/11/1995	NA	NA	NA	NA	NA	NA	NA	20.36	7.88	NA	12.51	0.04	NA
MW-7	01/17/1996	NA	NA	NA	NA	NA	NA	NA	20.36	7.26	NA	13.13	0.04	NA
MW-7	04/10/1996	NA	NA	NA	NA	NA	NA	NA	20.36	6.98	NA	13.42	0.05	NA
MW-7	07/30/1996	NA	NA	NA	NA	NA	NA	NA	20.36	7.34	NA	13.04	0.03	NA
MW-7	10/17/1996	NA	NA	NA	NA	NA	NA	NA	20.36	7.63	NA	12.75	0.02	NA
MW-7	01/22/1997	56,000	2,000	520	1,400	8,400	1,800	NA	20.36	6.46	NA	13.90	NA	0.5
MW-7	04/01/1997	66,000	3,600	460	2,400	10,000	2,300	NA	20.36	6.97	NA	13.39	NA	1.6
MW-7	07/14/1997	NA	NA	NA	NA	NA	NA	NA	20.36	8.90	NA	11.48	0.03	NA
MW-7	10/08/1997	68,000	3,200	470	2,400	9,700	3,300	NA	20.36	9.21	NA	11.15	0.01	2.1
MW-7	01/19/1998	44,000	1,800	220	1,700	7,800	1,600	NA	20.36	4.65	NA	15.71	NA	1.6
MW-7	04/28/1998	82,000	1,500	<500	1,200	8,900	<2,500	NA	20.36	6.53	NA	13.83	NA	1.3
MW-7	09/30/1998	41,000	2,300	290	2,200	7,000	1,400	NA	20.35	5.59	NA	14.76	NA	1.4
MW-7	12/09/1998	31,000	530	130	1,100	4,300	<500	NA	20.35	5.91	NA	14.44	NA	4.9
MW-8	08/06/1991	32,000	3,700	1,100	1,400	6,100	NA	NA	20.95	9.60	NA	11.35	NA	NA
MW-8	10/23/1991	63,000	4,800	1,300	1,300	6,900	NA	NA	20.95	9.73	NA	11.22	NA	NA
MW-8	01/28/1992	32,000	1,900	750	1,400	6,300	NA	NA	20.95	7.72	NA	13.23	NA	NA
MW-8	05/05/1992	180,000	2,200	2,000	2,700	13,000	NA	NA	20.95	6.48	NA	14.47	NA	NA
MW-8	07/13/1992	56,000	4,500	1,500	2,700	9,100	NA	NA	20.95	8.55	NA	12.40	NA	NA

WELL CONCENTRATIONS
Shell-branded Service Station
3420 San Pablo Avenue
Oakland, California
Wic #204-5508-5306

Well ID	Date	TPHg (ug/L)	B (ug/L)	T (ug/L)	E (ug/L)	X (ug/L)	MTBE 8020 (ug/L)	MTBE 8260 (ug/L)	TOC (MSL)	Depth to Water (ft.)	Depth to SPH (ft.)	GW Elevation (MSL)	SPH Thickness (ft.)	DO Reading (ppm)
MW-8	10/12/1992	34,000	2,400	550	1,400	6,400	NA	NA	20.95	9.97	NA	10.98	NA	NA
MW-8	01/12/1993	110,000	2,100	1,200	2,400	12,000	NA	NA	20.95	6.94	NA	14.01	NA	NA
MW-8	04/06/1993	38,000	2,500	840	1,100	4,900	NA	NA	20.95	5.72	NA	15.23	NA	NA
MW-8	07/12/1993	27,000	2,800	990	1,200	5,300	NA	NA	20.95	7.65	NA	13.30	NA	NA
MW-8	10/13/1993	32,000	3,300	1,300	1,600	8,400	NA	NA	20.95	8.25	NA	12.70	NA	NA
MW-8	01/20/1994	78,000	1,900	670	1,300	6,600	NA	NA	20.95	7.25	NA	13.70	NA	NA
MW-8	04/13/1994	41,000	1,300	720	1,200	6,000	NA	NA	20.95	7.12	NA	13.83	NA	NA
MW-8	07/19/1994	140,000	1,800	1,400	2,000	9,000	NA	NA	20.95	7.43	NA	13.52	NA	NA
MW-8	10/27/1994	32,000	1,200	670	1,200	5,700	NA	NA	20.95	7.55	NA	13.40	NA	NA
MW-8	01/03/1995	38,000	1,000	700	1,500	7,500	NA	NA	20.95	6.04	NA	14.91	NA	NA
MW-8	04/13/1995	31,000	1,200	570	1,000	5,300	NA	NA	20.95	5.04	NA	15.91	NA	NA
MW-8	06/30/1995	110,000	2,000	1,500	2,000	9,700	NA	NA	20.95	5.72	NA	15.23	NA	NA
MW-8	10/11/1995	36,000	170	60	1,300	6,300	510	NA	20.95	7.06	NA	13.89	NA	NA
MW-8	01/17/1996	38,000	1,000	520	1,100	6,200	950	NA	20.95	5.84	NA	15.11	NA	NA
MW-8	04/10/1996	54,000	650	260	850	4,700	<250	NA	20.95	5.03	NA	15.92	NA	NA
MW-8	07/30/1996	33,000	780	330	830	4,200	1,700	NA	20.95	6.36	NA	14.59	NA	NA
MW-8	10/17/1996	35,000	750	300	1,100	5,000	1,200	NA	20.95	5.94	NA	15.01	NA	1.6
MW-8	01/22/1997	25,000	260	78	420	2,400	120	NA	20.95	5.93	NA	15.02	NA	1.8
MW-8	04/01/1997	22,000	680	180	550	2,500	260	NA	20.95	6.24	NA	14.71	NA	1.8
MW-8	07/14/1997	29,000	870	200	850	3,100	500	NA	20.95	8.59	NA	12.36	NA	1.4
MW-8	10/08/1997	27,000	1,000	190	960	3,000	170	NA	20.95	9.04	NA	11.91	NA	4.6
MW-8	01/19/1998	21,000	660	160	740	3,300	170	NA	20.95	3.34	NA	17.61	NA	2.2
MW-8	04/28/1998	Inaccessible		NA	NA	NA	NA	NA	20.95	NA	NA	NA	NA	NA
MW-8	09/30/1998	19,000	370	230	880	3,800	410	NA	21.15	7.00	NA	14.15	NA	1.2
MW-8	12/09/1998	1,400	92	90	74	260	<250	NA	21.15	6.38	NA	14.77	NA	3.6
MW-9	08/06/1991	11,000	1,700	95	520	1,400	NA	NA	21.19	10.33	NA	10.86	NA	NA
MW-9	10/23/1991	20,000	1,000	47	<0.3	940	NA	NA	21.19	11.13	NA	10.06	NA	NA
MW-9	01/28/1992	3,500	120	<10	280	36	NA	NA	21.19	9.02	NA	12.17	NA	NA
MW-9	05/04/1992	7,700	1,200	<50	380	630	NA	NA	21.19	7.67	NA	13.52	NA	NA
MW-9	07/20/1992	11,000	910	<50	220	1,200	NA	NA	21.19	10.26	NA	10.93	NA	NA

WELL CONCENTRATIONS
Shell-branded Service Station
3420 San Pablo Avenue
Oakland, California
Wic #204-5508-5306

Well ID	Date	TPHg (ug/L)	B (ug/L)	T (ug/L)	E (ug/L)	X (ug/L)	MTBE 8020 (ug/L)	MTBE 8260 (ug/L)	TOC (MSL)	Depth to Water (ft.)	Depth to SPH (ft.)	GW Elevation (MSL)	SPH Thickness (ft.)	DO Reading (ppm)
MW-9	10/12/1992	2,100	340	15	77	44	NA	NA	21.19	12.19	NA	9.00	NA	NA
MW-9	01/12/1993	Inaccessible		NA	NA	NA	NA	NA	21.19	NA	NA	NA	NA	NA
MW-9	04/06/1993	Inaccessible		NA	NA	NA	NA	NA	21.19	NA	NA	NA	NA	NA
MW-9	07/12/1993	Inaccessible		NA	NA	NA	NA	NA	21.19	NA	NA	NA	NA	NA
MW-9	10/13/1993	2,900	140	<5	<5	120	NA	NA	21.19	11.17	NA	10.02	NA	NA
MW-9	01/20/1994	1,700	380	6.90	150	400	NA	NA	21.19	8.03	NA	13.16	NA	NA
MW-9	04/13/1994	6,000	1,000	<20	450	420	NA	NA	21.19	7.81	NA	13.38	NA	NA
MW-9	07/19/1994	12,000	1,400	<5	740	1,200	NA	NA	21.19	8.96	NA	12.23	NA	NA
MW-9	10/27/1994	10,000	1,200	160	280	860	NA	NA	21.19	11.00	NA	10.19	NA	NA
MW-9	01/03/1995	4,400	680	7.70	180	370	NA	NA	21.19	6.60	NA	14.59	NA	NA
MW-9	04/13/1995	1,700	270	<10	69	170	NA	NA	21.19	6.73	NA	14.46	NA	NA
MW-9	06/30/1995	14,000	2,200	18	900	2,600	NA	NA	21.19	7.32	NA	13.87	NA	NA
MW-9	10/11/1995	9,600	35	12	360	980	590	NA	21.19	8.10	NA	13.09	NA	NA
MW-9	01/17/1996	2,800	150	7.41	54	130	170	NA	21.19	5.75	NA	15.44	NA	NA
MW-9	04/10/1996	5,200	290	<5	92	220	240	NA	21.19	5.17	NA	16.02	NA	NA
MW-9	07/30/1996	5,100	960	<10	380	770	670	NA	21.19	8.10	NA	13.09	NA	NA
MW-9	10/17/1996	15,000	2,100	<25	590	1,300	1,500	NA	21.19	9.12	NA	12.07	NA	2.4
MW-9	01/22/1997	5,600	690	<5.0	140	310	620	NA	21.19	4.72	NA	16.47	NA	2.2
MW-9	04/01/1997	4,000	590	<10	140	200	600	NA	21.19	6.86	NA	14.33	NA	2.2
MW-9	07/14/1997	7,100	860	<10	51	230	950	NA	21.19	10.04	NA	11.15	NA	3.8
MW-9	10/08/1997	1,500	57	<2.0	2.0	13	540	NA	21.19	11.38	NA	9.81	NA	8.2
MW-9	01/19/1998	2,500	280	<20	79	61	620	NA	21.19	3.88	NA	17.31	NA	1.4
MW-9	04/28/1998	2,200	330	<20	91	110	640	NA	21.19	5.87	NA	15.32	NA	1.6
MW-9	09/30/1998	2,800	490	<5.0	87	240	1,200	NA	21.19	8.25	NA	12.94	NA	4.0
MW-9	12/09/1998	3,700	370	<5.0	83	130	1,100	NA	21.19	8.07	NA	13.12	NA	2.9
MW-10	10/23/1991	27,000	1,600	110	1,800	510	NA	NA	19.74	8.57	NA	11.17	NA	NA
MW-10	01/28/1992	3,800	360	14	170	39	NA	NA	19.74	7.60	NA	12.14	NA	NA
MW-10	05/04/1992	3,000	360	<12.5	140	26	NA	NA	19.74	7.54	NA	12.20	NA	NA
MW-10	07/20/1992	15,000	400	<25	180	67	NA	NA	19.74	8.59	NA	11.15	NA	NA
MW-10	10/12/1992	16,000	320	<50	360	100	NA	NA	19.74	10.23	NA	9.51	NA	NA

WELL CONCENTRATIONS
Shell-branded Service Station
3420 San Pablo Avenue
Oakland, California
Wic #204-5508-5306

Well ID	Date	TPHg (ug/L)	B (ug/L)	T (ug/L)	E (ug/L)	X (ug/L)	MTBE 8020 (ug/L)	MTBE 8260 (ug/L)	TOC (MSL)	Depth to Water (ft.)	Depth to SPH (ft.)	GW Elevation (MSL)	SPH Thickness (ft.)	DO Reading (ppm)
MW-10	01/12/1993	Inaccessible		NA	NA	NA	NA	NA	19.74	NA	NA	NA	NA	NA
MW-10	04/06/1993	14,000	370	<0.5	880	210	NA	NA	19.74	6.70	NA	13.04	NA	NA
MW-10	07/12/1993	10,000	440	58	890	220	NA	NA	19.74	8.05	NA	11.69	NA	NA
MW-10	10/13/1993	15,000	1,000	51	810	170	NA	NA	19.74	8.25	NA	11.49	NA	NA
MW-10	01/20/1994	12,000	820	56	1,100	350	NA	NA	19.74	7.20	NA	12.54	NA	NA
MW-10	04/13/1994	18,000	760	36	700	130	NA	NA	19.74	7.57	NA	12.17	NA	NA
MW-10	07/19/1994	24,000	400	2.30	800	22	NA	NA	19.74	8.18	NA	11.56	NA	NA
MW-10	10/27/1994	11,000	360	43	310	89	NA	NA	19.74	8.68	NA	11.06	NA	NA
MW-10	01/03/1995	17,000	770	38	690	160	NA	NA	19.74	6.86	NA	12.88	NA	NA
MW-10	04/13/1995	9,900	650	16	280	40	NA	NA	19.74	6.91	NA	12.83	NA	NA
MW-10	06/30/1995	12,000	750	20	480	130	NA	NA	19.74	7.61	NA	12.13	NA	NA
MW-10	01/17/1996	17,000	870	260	93	830	NA	NA	19.74	7.00	NA	12.74	NA	NA
MW-10	04/10/1996	14,000	470	38	110	370	NA	NA	19.74	6.80	NA	NA	NA	NA
MW-10	07/30/1996	NA	NA	NA	NA	NA	NA	NA	19.74	NA	NA	NA	NA	NA
MW-10	10/17/1996	NA	NA	NA	NA	NA	NA	NA	19.74	NA	NA	NA	NA	NA
MW-10	01/22/1997	10,000	520	<20	64	32	180	NA	19.74	6.68	NA	13.06	NA	3.1
MW-10	04/01/1997	11,000	590	<20	53	32	210	NA	19.74	7.34	NA	12.40	NA	2.8
MW-10	07/14/1997	6,600	410	13	28	11	89	NA	19.74	8.10	NA	11.64	NA	1.4
MW-10	10/08/1997	7,600	220	13	65	22	190	NA	19.74	8.20	NA	11.54	NA	6.4
MW-10	01/19/1998	Inaccessible		NA	NA	NA	NA	NA	19.74	NA	NA	NA	NA	NA
MW-10	04/28/1998	Inaccessible		NA	NA	NA	NA	NA	19.74	NA	NA	NA	NA	NA
MW-10	09/30/1998	Inaccessible		NA	NA	NA	NA	NA	19.76	8.11	NA	11.65	NA	NA
MW-10	12/09/1998	28,000	150	<100	240	160	<500	NA	19.76	8.21	NA	11.55	NA	2.7
MW-11	10/23/1991	140	<12	<0.3	0.37	0.56	NA	NA	22.06	8.06	NA	8.06	NA	NA
MW-11	01/28/1992	<50	<0.5	<0.5	<0.5	<0.5	NA	NA	22.06	8.74	NA	3.32	NA	NA
MW-11	05/04/1992	<50	<0.5	<0.5	<0.5	<0.5	NA	NA	22.06	8.29	NA	13.77	NA	NA
MW-11	07/13/1992	140	<0.5	<0.5	<0.5	<0.5	NA	NA	22.06	10.50	NA	11.56	NA	NA
MW-11	10/12/1992	75	<0.5	<0.5	<0.5	<0.5	NA	NA	22.06	12.40	NA	9.66	NA	NA
MW-11	01/12/1993	Inaccessible		NA	NA	NA	NA	NA	22.06	NA	NA	NA	NA	NA
MW-11	04/06/1993	Inaccessible		NA	NA	NA	NA	NA	22.06	NA	NA	NA	NA	NA

WELL CONCENTRATIONS
Shell-branded Service Station
3420 San Pablo Avenue
Oakland, California
Wic #204-5508-5306

Well ID	Date	TPHg (ug/L)	B (ug/L)	T (ug/L)	E (ug/L)	X (ug/L)	MTBE 8020 (ug/L)	MTBE 8260 (ug/L)	TOC (MSL)	Depth to Water (ft.)	Depth to SPH (ft.)	GW Elevation (MSL)	SPH Thickness (ft.)	DO Reading (ppm)
MW-11	07/12/1993	Inaccessible		NA	NA	NA	NA	NA	22.06	NA	NA	NA	NA	NA
MW-11	10/13/1993	<50	<0.5	<0.5	<0.5	<0.5	NA	NA	22.06	11.47	NA	10.59	NA	NA
MW-11	01/20/1994	<50	<0.5	<0.5	<0.5	<0.5	NA	NA	22.06	9.09	NA	12.97	NA	NA
MW-11	04/13/1994	<50	<0.5	<0.5	<0.5	<0.5	NA	NA	22.06	8.02	NA	14.04	NA	NA
MW-11	07/19/1994	50	<0.5	<0.5	<0.5	<0.5	NA	NA	22.06	9.82	NA	12.24	NA	NA
MW-11	10/27/1994	60*	<0.5	<0.5	<0.5	<0.5	NA	NA	22.06	11.66	NA	10.40	NA	NA
MW-11	01/03/1995	<50	<0.5	<0.5	<0.5	<0.5	NA	NA	22.06	6.15	NA	15.91	NA	NA
MW-11	04/13/1995	<50	<0.5	<0.5	<0.5	<0.5	NA	NA	22.06	6.00	NA	16.06	NA	NA
MW-11	06/30/1995	70	<0.5	<0.5	<0.5	<0.5	NA	NA	22.06	8.31	NA	13.75	NA	NA
MW-11	10/11/1995	60	53	<0.5	<0.5	0.80	3.0	NA	22.06	10.30	NA	11.76	NA	NA
MW-11	01/17/1996	<50	<0.5	<0.5	<0.5	<0.5	<2	NA	22.06	6.45	NA	15.61	NA	NA
MW-11	04/10/1996	<50	<0.5	<0.5	<0.5	<0.5	3.9	NA	22.06	6.05	NA	16.01	NA	NA
MW-11	07/30/1996	<50	<0.5	<0.5	<0.5	<0.5	<2.5	NA	22.06	8.92	NA	13.14	NA	NA
MW-11	10/17/1996	3,000	28	23	29	210	76	NA	22.06	9.24	NA	12.82	NA	NA
MW-11	01/22/1997	<50	<0.5	<0.5	<0.5	<0.5	<2.5	NA	22.06	5.12	NA	16.94	NA	3.7
MW-11	04/01/1997	<50	<0.50	<0.50	<0.50	<0.50	<2.5	NA	22.06	7.41	NA	14.65	NA	2.8
MW-11	07/14/1997	<50	<0.50	<0.50	<0.50	<0.50	<2.5	NA	22.06	9.74	NA	12.32	NA	1.9
MW-11	10/08/1997	<50	<0.50	<0.50	<0.50	<0.50	<2.5	NA	22.06	10.23	NA	11.83	NA	2.4
MW-11	01/19/1998	<50	<0.50	<0.50	<0.50	<0.50	<2.5	NA	22.06	3.69	NA	18.37	NA	3.2
MW-11	04/28/1998	<50	<0.50	<0.50	<0.50	<0.50	<2.5	NA	22.06	5.83	NA	16.23	NA	3.0
MW-11	09/30/1998	Inaccessible		NA	NA	NA	NA	NA	22.06	NA	NA	NA	NA	NA
MW-11	12/09/1998	Inaccessible		NA	NA	NA	NA	NA	22.06	NA	NA	NA	NA	NA

a = Chromatogram pattern indicates an unidentified hydrocarbon.

b = MTBE could not be quantified due to co-eluting compounds.

Abbreviations:

TPHg = Total petroleum hydrocarbons as gasoline by modified EPA Method 8015

BTEX = benzene, toluene, ethylbenzene, xylenes by EPA Method 8020

MTBE = methyl-tertiary-butyl ether

TOC = Top of Casing Elevation

WELL CONCENTRATIONS
Shell-branded Service Station
3420 San Pablo Avenue
Oakland, California
Wic #204-5508-5306

Well ID	Date	TPHg (ug/L)	B (ug/L)	T (ug/L)	E (ug/L)	X (ug/L)	MTBE 8020 (ug/L)	MTBE 8260 (ug/L)	TOC (MSL)	Depth to Water (ft.)	Depth to SPH (ft.)	GW Elevation (MSL)	SPH Thickness (ft.)	DO Reading (ppm)
---------	------	----------------	-------------	-------------	-------------	-------------	------------------------	------------------------	--------------	----------------------------	--------------------------	--------------------------	---------------------------	------------------------

SPH = Separate-Phase Hydrocarbons

GW = Groundwater

DO = Dissolved Oxygen

ug/L = parts per billion

msl = Mean sea level

ft = Feet

<n = Below detection limit



Sequoia Analytical

680 Chesapeake Drive
404 N. Wiget Lane
819 Striker Avenue, Suite 8
1455 McDowell Blvd. North, Ste. D

Redwood City, CA 94063
Walnut Creek, CA 94598
Sacramento, CA 95834
Petaluma, CA 94954

(650) 364-9600
(925) 988-9600
(916) 921-9600
(707) 792-1865

FAX (650) 364-9233
FAX (925) 988-9673
FAX (916) 921-0100
FAX (707) 792-0342

Blaine Tech Services
1680 Rogers Avenue
San Jose, CA 95112
Attention: Fran Thie

Project: Shell 3420 San Pablo Ave.

Enclosed are the results from samples received at Sequoia Analytical on December 10, 1998.
The requested analyses are listed below:

<u>SAMPLE #</u>	<u>SAMPLE DESCRIPTION</u>	<u>DATE COLLECTED</u>	<u>TEST METHOD</u>
9812814 -01	LIQUID, MW1	12/08/98	TPPH/BTEX/MTBE (Concord)
9812814 -01	LIQUID, MW1	12/08/98	CMTBMW Methyl t-Butyl Ethe
9812814 -02	LIQUID, MW2	12/08/98	TPPH/BTEX/MTBE (Concord)
9812814 -03	LIQUID, MW4	12/08/98	TPPH/BTEX/MTBE (Concord)
9812814 -03	LIQUID, MW4	12/08/98	CMTBMW Methyl t-Butyl Ethe
9812814 -04	LIQUID, MW5	12/08/98	TPPH/BTEX/MTBE (Concord)
9812814 -05	LIQUID, MW7	12/08/98	TPPH/BTEX/MTBE (Concord)
9812814 -06	LIQUID, MW8	12/08/98	TPPH/BTEX/MTBE (Concord)
9812814 -07	LIQUID, MW9	12/08/98	TPPH/BTEX/MTBE (Concord)
9812814 -08	LIQUID, MW10	12/08/98	TPPH/BTEX/MTBE (Concord)

Please contact me if you have any questions. In the meantime, thank you for the opportunity to work with you on this project.

Very truly yours,

SEQUOIA ANALYTICAL

Peggy Penner
Project Manager



Blaine Tech Services
 680 Rogers Avenue
 San Jose, CA 95112

Client Proj. ID: Shell 3420 San Pablo Ave.
 Sample Descript: MW1
 Matrix: LIQUID
 Analysis Method: 8015Mod/8020
 Lab Number: 9812814-01

Sampled: 12/08/98
 Received: 12/10/98
 Analyzed: 12/17/98
 Reported: 01/04/99

GC Batch Number: GC121798BTEX02A
 Instrument ID: GCHP2

Total Purgeable Hydrocarbons (TPPH) with BTEX and MTBE

Analyte	Detection Limit ug/L	Sample Results ug/L
TPPH as Gas	20000	21000
Methyl t-Butyl Ether	1000	18000
Benzene	200	240
Toluene	200	N.D.
Ethyl Benzene	200	520
Xylenes (Total)	200	920
Chromatogram Pattern:		C6-C12
Surrogates	Control Limits %	% Recovery
Trifluorotoluene	70 130	104

Analyses reported as N.D. were not present above the stated limit of detection.

SEQUOIA ANALYTICAL - ELAP #1271


 Peggy Penner
 Project Manager





Blaine Tech Services 1680 Rogers Avenue San Jose, CA 95112	Client Proj. ID: Shell 3420 San Pablo Ave. Sample Descript: MW1 Matrix: LIQUID Analysis Method: EPA 8260 Lab Number: 9812814-01	Sampled: 12/08/98 Received: 12/10/98 Analyzed: 12/30/99 Reported: 01/04/99
Attention: Fran Thie		

Methyl t-Butyl Ether (MTBE)

Analyte	Detection Limit ug/L	Sample Results ug/L
Methyl t-Butyl Ether	2.0	18000
Surrogates	Control Limits %	% Recovery
1,2-Dichloroethane-d4	76	114
Toluene-d8	88	110
4-Bromofluorobenzene	86	115
		104

Analytes reported as N.D. were not present above the stated limit of detection.

SEQUOIA ANALYTICAL - ELAP #1271


Peggy Penner
Project Manager



Blaine Tech Services 1680 Rogers Avenue San Jose, CA 95112	Client Proj. ID: Shell 3420 San Pablo Ave. Sample Descript: MW2 Matrix: LIQUID Analysis Method: 8015Mod/8020 Lab Number: 9812814-02	Sampled: 12/08/98 Received: 12/10/98 Analyzed: 12/17/98 Reported: 01/04/99
Attention: Fran Thle		
GC Batch Number: GC121798BTEX02A		
Instrument ID: GCHP2		

Total Purgeable Hydrocarbons (TPPH) with BTEX and MTBE

Analyte	Detection Limit ug/L	Sample Results ug/L
TPPH as Gas	10000	60000
Methyl t-Butyl Ether	500	2100
Benzene	100	7000
Toluene	100	270
Ethyl Benzene	100	1600
Xylenes (Total)	100	7000
Chromatogram Pattern:		C6-C12
Surrogates	Control Limits %	% Recovery
Trifluorotoluene	70 130	111

Analyses reported as N.D. were not present above the stated limit of detection.

SEQUOIA ANALYTICAL - ELAP #1271



Peggy Penner
Project Manager





Blaine Tech Services 1680 Rogers Avenue San Jose, CA 95112	Client Proj. ID: Shell 3420 San Pablo Ave. Sample Descript: MW4 Matrix: LIQUID Analysis Method: 8015Mod/8020 Lab Number: 9812814-03	Sampled: 12/08/98 Received: 12/10/98 Analyzed: 12/17/98 Reported: 01/04/99
Attention: Fran Thle		
QC Batch Number: GC121798BTEX02A Instrument ID: GCHP2		

Total Purgeable Hydrocarbons (TPPH) with BTEX and MTBE

Analyte	Detection Limit ug/L	Sample Results ug/L
TPPH as Gas	500	3500
Methyl t-Butyl Ether	25	3200
Benzene	5.0	130
Toluene	5.0	N.D.
Ethyl Benzene	5.0	100
Xylenes (Total)	5.0	36
Chromatogram Pattern:		C6-C12
Surrogates	Control Limits %	% Recovery
Trifluorotoluene	70 130	99

Analytes reported as N.D. were not present above the stated limit of detection.

SEQUOIA ANALYTICAL - ELAP #1271

Peggy Penner
Project Manager






Blaine Tech Services 680 Rogers Avenue San Jose, CA 95112 Attention: Fran Thle	Client Proj. ID: Shell 3420 San Pablo Ave. Sample Descript: MW4 Matrix: LIQUID Analysis Method: EPA 8260 Lab Number: 9812814-03	Sampled: 12/08/98 Received: 12/10/98 Analyzed: 12/31/99 Reported: 01/04/99
---	---	---

Methyl t-Butyl Ether (MTBE)

Analyte	Detection Limit ug/L	Sample Results ug/L
Methyl t-Butyl Ether	2.0	4500
Surrogates	Control Limits %	% Recovery
1,2-Dichloroethane-d4	76	114 Q
Toluene-d8	88	110 Q
p-Bromofluorobenzene	86	115 104

Analyses reported as N.D. were not present above the stated limit of detection.

SEQUOIA ANALYTICAL - ELAP #1271


Peggy Penner
Project Manager





Blaine Tech Services 1680 Rogers Avenue San Jose, CA 95112	Client Proj. ID: Shell 3420 San Pablo Ave. Sample Descript: MW5 Matrix: LIQUID Analysis Method: 8015Mod/8020 Lab Number: 9812814-04	Sampled: 12/08/98 Received: 12/10/98 Analyzed: 12/17/98 Reported: 01/04/99
Attention: Fran Thie		
QC Batch Number: GC121798BTEX02A Instrument ID: GCHP2		

Total Purgeable Hydrocarbons (TPPH) with BTEX and MTBE

Analyte	Detection Limit ug/L	Sample Results ug/L
TPPH as Gas	20000	45000
Methyl t-Butyl Ether	1000	N.D.
Benzene	200	N.D.
Toluene	200	N.D.
Ethyl Benzene	200	240
Xylenes (Total)	200	240
Chromatogram Pattern:		C6-C12
Surrogates	Control Limits %	% Recovery
Trifluorotoluene	70 130	106

Analytes reported as N.D. were not present above the stated limit of detection.

SEQUOIA ANALYTICAL - ELAP #1271


Peggy Penner
Project Manager



Blaine Tech Services 1680 Rogers Avenue San Jose, CA 95112	Client Proj. ID: Shell 3420 San Pablo Ave. Sample Descript: MW7 Matrix: LIQUID Analysis Method: 8015Mod/8020 Lab Number: 9812814-05	Sampled: 12/08/98 Received: 12/10/98 Analyzed: 12/17/98 Reported: 01/04/99
Attention: Fran Thie		
GC Batch Number: GC121798BTEX02A Instrument ID: GCHP2		

Total Purgeable Hydrocarbons (TPPH) with BTEX and MTBE

Analyte	Detection Limit ug/L	Sample Results ug/L
TPPH as Gas	10000	31000
Methyl t-Butyl Ether	500	N.D.
Benzene	100	530
Toluene	100	130
Ethyl Benzene	100	1100
Xylenes (Total)	100	4300
Chromatogram Pattern:		C6-C12
Surrogates	Control Limits %	% Recovery
Trifluorotoluene	70 130	106

Analytes reported as N.D. were not present above the stated limit of detection.

SEQUOIA ANALYTICAL - ELAP #1271


 Peggy Penner
 Project Manager





Blaine Tech Services
1680 Rogers Avenue
San Jose, CA 95112
Attention: Fran Thie
Client Proj. ID: Shell 3420 San Pablo Ave.
Sample Descript: MW8
Matrix: LIQUID
Analysis Method: 8015Mod/8020
Lab Number: 9812814-06
Sampled: 12/08/98
Received: 12/10/98
Analyzed: 12/18/98
Reported: 01/04/99

QC Batch Number: GC121898BTEX02A
Instrument ID: GCHP2

Total Purgeable Hydrocarbons (TPPH) with BTEX and MTBE

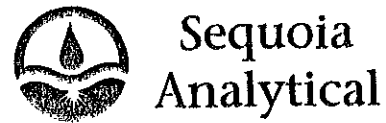
Table with 3 columns: Analyte, Detection Limit ug/L, Sample Results ug/L. Rows include TPHH as Gas (5000, 1400), Methyl t-Butyl Ether (250, N.D.), Benzene (50, 92), Toluene (50, 90), Ethyl Benzene (50, 74), Xylenes (Total) (50, 260), Chromatogram Pattern (C6-C12), Surrogates (Trifluorotoluene), Control Limits % (70, 130), % Recovery (116).

Analytes reported as N.D. were not present above the stated limit of detection.

SEQUOIA ANALYTICAL - ELAP #1271

Peggy Penner
Project Manager





680 Chesapeake Drive
 404 N. Wiget Lane
 819 Striker Avenue, Suite 8
 1455 McDowell Blvd. North, Ste. D

Redwood City, CA 94063
 Walnut Creek, CA 94598
 Sacramento, CA 95834
 Petaluma, CA 94954

(650) 364-9600
 (925) 988-9600
 (916) 921-9600
 (707) 792-1865

FAX (650) 364-9233
 FAX (925) 988-9673
 FAX (916) 921-0100
 FAX (707) 792-0342


Blaine Tech Services 680 Rogers Avenue San Jose, CA 95112	Client Proj. ID: Shell 3420 San Pablo Ave. Sample Descript: MW9 Matrix: LIQUID Analysis Method: 8015Mod/8020 Lab Number: 9812814-07	Sampled: 12/08/98 Received: 12/10/98 Analyzed: 12/18/98 Reported: 01/04/99
Attention: Fran Thie		
GC Batch Number: GC121898BTEX02A		
Instrument ID: GCHP2		

Total Purgeable Hydrocarbons (TPPH) with BTEX and MTBE

Analyte	Detection Limit ug/L	Sample Results ug/L
TPPH as Gas	500	3700
Methyl t-Butyl Ether	25	1100
Benzene	5.0	370
Toluene	5.0	N.D.
Ethyl Benzene	5.0	83
Xylenes (Total)	5.0	130
Chromatogram Pattern:		C6-C12
Surrogates	Control Limits %	% Recovery
Trifluorotoluene	70 130	119

Analyses reported as N.D. were not present above the stated limit of detection.

SEQUOIA ANALYTICAL - ELAP #1271


 Peggy Penner
 Project Manager





Blaine Tech Services 1680 Rogers Avenue San Jose, CA 95112	Client Proj. ID: Shell 3420 San Pablo Ave. Sample Descript: MW10 Matrix: LIQUID Analysis Method: 8015Mod/8020 Lab Number: 9812814-08	Sampled: 12/08/98 Received: 12/10/98 Analyzed: 12/18/99 Reported: 01/21/99
Attention: Fran Thie		
QC Batch Number: GC121898BTEX02A Instrument ID: GCHP2		

Total Purgeable Hydrocarbons (TPPH) with BTEX and MTBE

Analyte	Detection Limit ug/L	Sample Results ug/L
TPPH as Gas	10000	28000
Methyl t-Butyl Ether	500	N.D.
Benzene	100	150
Toluene	100	N.D.
Ethyl Benzene	100	240
Xylenes (Total)	100	160
Chromatogram Pattern:		C6-C12
Surrogates	Control Limits %	% Recovery
Trifluorotoluene	70 130	112

Analytes reported as N.D. were not present above the stated limit of detection.

SEQUOIA ANALYTICAL - ELAP #1271

Christine Middleton

Peggy Penner
Project Manager



Blaine Tech Services, Inc. Client Project ID: Shell 3420 San Pablo Ave.
1680 Rogers Ave. Matrix: Liquid
San Jose, CA 95112
Attention: Fran Thie Work Order #: 9812814 -01-05 Reported: Jan 6, 1999

QUALITY CONTROL DATA REPORT

Analyte:	Benzene	Toluene	Ethyl Benzene	Xylenes	BTEX as TPH
QC Batch#:	GC121798802002A	GC121798802002A	GC121798802002A	GC121798802002A	GC121798802002A
Analy. Method:	EPA 8020	EPA 8020	EPA 8020	EPA 8020	EPA 8015M
Prep. Method:	EPA 5030	EPA 5030	EPA 5030	EPA 5030	EPA 5030

Analyst:	C. Westwater	C. Westwater	C. Westwater	C. Westwater	C. Westwater
MS/MSD #:	8121236	8121236	8121236	8121236	8121236
Sample Conc.:	N.D.	N.D.	N.D.	N.D.	N.D.
Prepared Date:	12/17/98	12/17/98	12/17/98	12/17/98	12/17/98
Analyzed Date:	12/17/98	12/17/98	12/17/98	12/17/98	12/17/98
Instrument I.D.#:	HP2	HP2	HP2	HP2	HP2
Conc. Spiked:	20 µg/L	20 µg/L	20 µg/L	60 µg/L	340 µg/L
Result:	18	17	19	60	350
MS % Recovery:	90	85	95	100	103
Dup. Result:	17	17	18	61	320
MSD % Recov.:	85	85	90	102	94
RPD:	5.7	0.0	5.4	1.7	9.0
RPD Limit:	0-20	0-20	0-20	0-20	0-50

LCS #:	LCS121798	LCS121798	LCS121798	LCS121798	LCS121798
Prepared Date:	12/17/98	12/17/98	12/17/98	12/17/98	12/17/98
Analyzed Date:	12/17/98	12/17/98	12/17/98	12/17/98	12/17/98
Instrument I.D.#:	HP2	HP2	HP2	HP2	HP2
Conc. Spiked:	20 µg/L	20 µg/L	20 µg/L	60 µg/L	340 µg/L
LCS Result:	18	18	19	61	330
LCS % Recov.:	90	90	95	102	97

MS/MSD	60-140	60-140	60-140	60-140	
LCS	70-130	70-130	70-130	70-130	50-150
Control Limits					

Please Note:

The LCS is a control sample of known, interferent-free matrix that is analyzed using the same reagents, preparation, and analytical methods employed for the samples. The matrix spike is an aliquot of sample fortified with known quantities of specific compounds and subjected to the entire analytical procedure. If the recovery of analytes from the matrix spike does not fall within specified control limits due to matrix interference, the LCS recovery is to be used to validate the batch.

SEQUOIA ANALYTICAL
Elap #1271

Peggy Penner
Project Manager

** MS=Matrix Spike, MSD=MS Duplicate, RPD=Relative % Difference

9812814.BLA <1>





Sequoia Analytical

680 Chesapeake Drive
404 N. Wiget Lane
819 Striker Avenue, Suite 8
1455 McDowell Blvd. North, Ste. D

Redwood City, CA 94063
Walnut Creek, CA 94598
Sacramento, CA 95834
Petaluma, CA 94954

(650) 364-9600
(925) 988-9600
(916) 921-9600
(707) 792-1865

FAX (650) 364-9233
FAX (925) 988-9673
FAX (916) 921-0100
FAX (707) 792-0342

Blaine Tech Services, Inc.
1680 Rogers Ave.
San Jose, CA 95112
Attention: Fran Thie

Client Project ID: Shell 3420 San Pablo Ave.
Matrix: Liquid

Work Order #: 9812814-06-08

Reported: Jan 6, 1999

QUALITY CONTROL DATA REPORT

Analyte:	Benzene	Toluene	Ethyl Benzene	Xylenes	BTEX as TPH
QC Batch#:	GC121898802002A	GC121898802002A	GC121898802002A	GC121898802002A	GC121898802002A
Analy. Method:	EPA 8020	EPA 8020	EPA 8020	EPA 8020	EPA 8015M
Prep. Method:	EPA 5030	EPA 5030	EPA 5030	EPA 5030	EPA 5030

Analyst:	C. Westwater	C. Westwater	C. Westwater	C. Westwater	C. Westwater
MS/MSD #:	8121128	8121128	8121128	8121128	8121128
Sample Conc.:	N.D.	N.D.	N.D.	N.D.	N.D.
Prepared Date:	12/18/98	12/18/98	12/18/98	12/18/98	12/18/98
Analyzed Date:	12/18/98	12/18/98	12/18/98	12/18/98	12/18/98
Instrument I.D.#:	HP2	HP2	HP2	HP2	HP2
Conc. Spiked:	20 µg/L	20 µg/L	20 µg/L	60 µg/L	320 µg/L
Result:	18	18	19	62	320
MS % Recovery:	90	90	95	103	100
Dup. Result:	17	17	19	61	320
MSD % Recov.:	85	85	95	102	100
RPD:	5.7	5.7	0.0	1.6	0.0
RPD Limit:	0-20	0-20	0-20	0-20	0-50

LCS #:	LCS121898	LCS121898	LCS121898	LCS121898	LCS121898
Prepared Date:	12/18/98	12/18/98	12/18/98	12/18/98	12/18/98
Analyzed Date:	12/18/98	12/18/98	12/18/98	12/18/98	12/18/98
Instrument I.D.#:	HP2	HP2	HP2	HP2	HP2
Conc. Spiked:	20 µg/L	20 µg/L	20 µg/L	60 µg/L	320 µg/L
LCS Result:	17	17	18	60	320
LCS % Recov.:	85	85	90	100	100

MS/MSD	60-140	60-140	60-140	60-140	
LCS	70-130	70-130	70-130	70-130	50-150
Control Limits					

SEQUOIA ANALYTICAL
Elap #1271

Peggy Penner
Project Manager

Please Note:

The LCS is a control sample of known, interferent-free matrix that is analyzed using the same reagents, preparation, and analytical methods employed for the samples. The matrix spike is an aliquot of sample fortified with known quantities of specific compounds and subjected to the entire analytical procedure. If the recovery of analytes from the matrix spike does not fall within specified control limits due to matrix interference, the LCS recovery is to be used to validate the batch.

** MS=Matrix Spike, MSD=MS Duplicate, RPD=Relative % Difference

9812814.BLA <2>



Blaine Tech Services, Inc.
1680 Rogers Ave.
San Jose, CA 95112
Attention: Francis Thie

Client Project ID: Shell 3420 San Pablo Ave.
Matrix: Liquid

Work Order #: 9812814-01, 03

Reported: Jan 6, 1999

QUALITY CONTROL DATA REPORT

Analyte: MTBE

QC Batch#: MS1230988260S2A

Analy. Method: EPA 8260

Prep. Method: EPA 5030

Analyst: N. Nelson

MS/MSD #: 8121903

Sample Conc.: 8.5

Prepared Date: 12/31/98

Analyzed Date: 12/31/98

Instrument I.D.#: GCMS2

Conc. Spiked: 50 µg/L

Result: 132

MS % Recovery: 94

Dup. Result: 135

MSD % Recov.: 100

RPD: 2.2

RPD Limit: 0-25

LCS #: LCS123098

Prepared Date: 12/30/98

Analyzed Date: 12/30/98

Instrument I.D.#: GCMS2

Conc. Spiked: 50 µg/L

LCS Result: 51

LCS % Recov.: 102

MS/MSD 60-140

LCS 70-130

Control Limits

SEQUOIA ANALYTICAL
Elap #1271

Peggy Penner
Project Manager

Please Note:

The LCS is a control sample of known, interference-free matrix that is analyzed using the same reagents, preparation, and analytical methods employed for the samples. The matrix spike is an aliquot of sample fortified with known quantities of specific compounds and subjected to the entire analytical procedure. If the recovery of analytes from the matrix spike does not fall within specified control limits due to matrix interference, the LCS recovery is to be used to validate the batch.

** MS=Matrix Spike, MSD=MS Duplicate, RPD=Relative % Difference

9812814.BLA <3>





Sequoia
Analytical

680 Chesapeake Drive
404 N. Wiget Lane
819 Striker Avenue, Suite 8
1455 McDowell Blvd. North, Ste. D

Redwood City, CA 94063
Walnut Creek, CA 94598
Sacramento, CA 95834
Petaluma, CA 94954

(650) 364-9600
(925) 988-9600
(916) 921-9600
(707) 792-1865

FAX (650) 364-9233
FAX (925) 988-9673
FAX (916) 921-0100
FAX (707) 792-0342

Blaine Tech Services
1680 Rogers Avenue
San Jose, CA 95112
Attention: Fran Thie

Client Proj. ID: Shell 3420 San Pablo Ave.

Received: 12/10/98

Lab Proj. ID: 9812814

Reported: 01/21/99

LABORATORY NARRATIVE

In order to properly interpret this report, it must be reproduced in its entirety. This report contains a total of 15 pages including the laboratory narrative, sample results, quality control, and related documents as required (cover page, COC, raw data, etc.).

This report was revised on 1/21/99. The sample result for MW10 was revised from 2800 ug/L to 28000 ug/L.

SEQUOIA ANALYTICAL

Christine McCalister

Peggy Penner
Project Manager





SHELL OIL COMPANY
RETAIL ENVIRONMENTAL ENGINEERING - WEST

CHAIN OF CUSTODY RECORD
Serial No: 981209 41

Date: _____
Page 1 of 1

Site Address: 3420 San Pablo Ave., Oakland, CA

Analysis Required

LAB: SEK

WIC#: 204-5506-5306

Shell Engineer: Alex Perez
Phone No.: (510) 675-6168
Fax #: 675-6172

Consultant Name & Address:
Blaine Tech Services, Inc.
1680 Rogers Ave., San Jose, CA 95112

Consultant Contact: Fran Thie
Phone No.: (408) 573-0555
Fax #: 573-7771

Comments: 9/12/98

Sampled by: [Signature]

Printed Name: BROOKS TAYLOR

Sample ID	Date	Sludge	Soil	Water	Air	No. of conds.
<u>MW 1</u>	<u>12/8</u>			<u>X</u>		<u>3</u>
<u>MW 2</u>						
<u>MW 4</u>						
<u>MW 5</u>						
<u>MW 7</u>						
<u>MW 8</u>						
<u>MW 9</u>						
<u>MW 10</u>						

TPH (EPA 8015 Mod. Gas)	TPH (EPA 8015 Mod. Diesel)	BTEX (EPA 8020/602)	Volatile Organics (EPA 8240)	Test for Disposal	Combination TPH 8015 & BTEX 8020 & MTBE	Asbestos	Container Size	Preparation Used	Composite Y/N
-------------------------	----------------------------	---------------------	------------------------------	-------------------	---	----------	----------------	------------------	---------------

CHECK ONE (1) BOX ONLY	CT/DT	TURN AROUND TIME
<input checked="" type="checkbox"/> G.W. Monitoring	4441	24 hours <input type="checkbox"/>
<input type="checkbox"/> Site Investigation	4441	48 hours <input type="checkbox"/>
<input type="checkbox"/> Soil Classify/Disposal	4442	15 days <input checked="" type="checkbox"/> (Normal)
<input type="checkbox"/> Water Classify/Disposal	4443	Other <input type="checkbox"/>
<input type="checkbox"/> Soil/Air Rem. or Sys. O & M	4452	
<input type="checkbox"/> Water Rem. or Sys. O & M	4453	
<input type="checkbox"/> Other		

UST AGENCY: _____

MATERIAL DESCRIPTION	SAMPLE CONDITION/ COMMENTS
<u>CONFIRM MTBE W/4260</u>	
<u>CONFIRM HIGHEST MTBE BY 8260</u>	

Delivered By (signature): <u>[Signature]</u>	Printed Name: <u>Brooks Taylor</u>	Date: <u>10-12-98</u>	Time: <u>10:20</u>	Received (signature): <u>[Signature]</u>	Printed Name: <u>LANCE A. DAVIDSON</u>	Date: <u>10-12-98</u>	Time: <u>10:50</u>
Delivered By (signature): <u>[Signature]</u>	Printed Name: <u>LANCE A. DAVIDSON</u>	Date: <u>10-12-98</u>	Time: _____	Received (signature): _____	Printed Name: _____	Date: _____	Time: _____
Delivered By (signature): _____	Printed Name: _____	Date: _____	Time: _____	Received (signature): <u>[Signature]</u>	Printed Name: <u>LORI GANT</u>	Date: <u>12-10-98</u>	Time: <u>12:00</u>

THE LABORATORY MUST PROVIDE A COPY OF THIS CHAIN-OF-CUSTODY WITH INVOICE AND RESULTS