

1680 ROGERS AVENUE
SAN JOSE, CALIFORNIA 95112
(408) 573-7771 FAX
(408) 573-0555 PHONE

ENVIRONMENTAL
PROTECTION
97 FEB 28 AM 10:35

February 10, 1997

Phil Briggs
Chevron U.S.A. Products Company
P.O. Box 6004
San Ramon, CA 94583-0904

1st Quarter 1997 Monitoring at 9-1583

First Quarter 1997 Groundwater Monitoring at
Chevron Service Station Number 9-1583
5509 Martin Luther King Jr. Way
Oakland, CA

Monitoring Performed on January 23, 1997

Groundwater Sampling Report 970123-K-1

This report covers the routine quarterly monitoring of groundwater wells at this Chevron facility. Blaine Tech Services, Inc.'s work at the site includes inspection, gauging, evacuation, purgewater containment, sample collection and sample handling in accordance with standard procedures that conform to Regional Water Quality Control Board requirements.

Routine field data collection includes depth to water, total well depth, thickness of any separate immiscible layer, water column volume, calculated volume of a three-case volume purge, elapsed evacuation time, total volume of water removed, and standard water parameter instrument readings. Sample material is collected, contained, stored, and transported to the laboratory in conformance with EPA standards. Purgewater is, likewise, collected and transported to McKittrick Waste Treatment Site for disposal.

Basic field information is presented alongside analytical values excerpted from the laboratory report in the cumulative table of **WELL DATA AND ANALYTICAL RESULTS**. The full


analytical report for the most recent samples is located in the **Analytical Appendix**. The table also contains new groundwater elevation calculations taken from the computer plotted gradient map which is located in the **Professional Engineering Appendix**.

At a minimum, Blaine Tech Services, Inc. field personnel are certified upon completion of a forty-hour Hazardous Materials and Emergency Response training course per 29 CFR 1910.120. Field personnel are also enrolled in annual eight hour refresher courses.

Blaine Tech Services, Inc. conducts sampling and documentation assignments of this type as an independent third party. In order to avoid compromising the objectivity necessary for the proper and disinterested performance of this work, Blaine Tech Services, Inc. concentrates on objective data collection and does not participate in the interpretation of analytical results, the definition of geological or hydrological conditions, the formulation of recommendations, or the marketing of remedial systems.

Please call if you have any questions.

Yours truly,

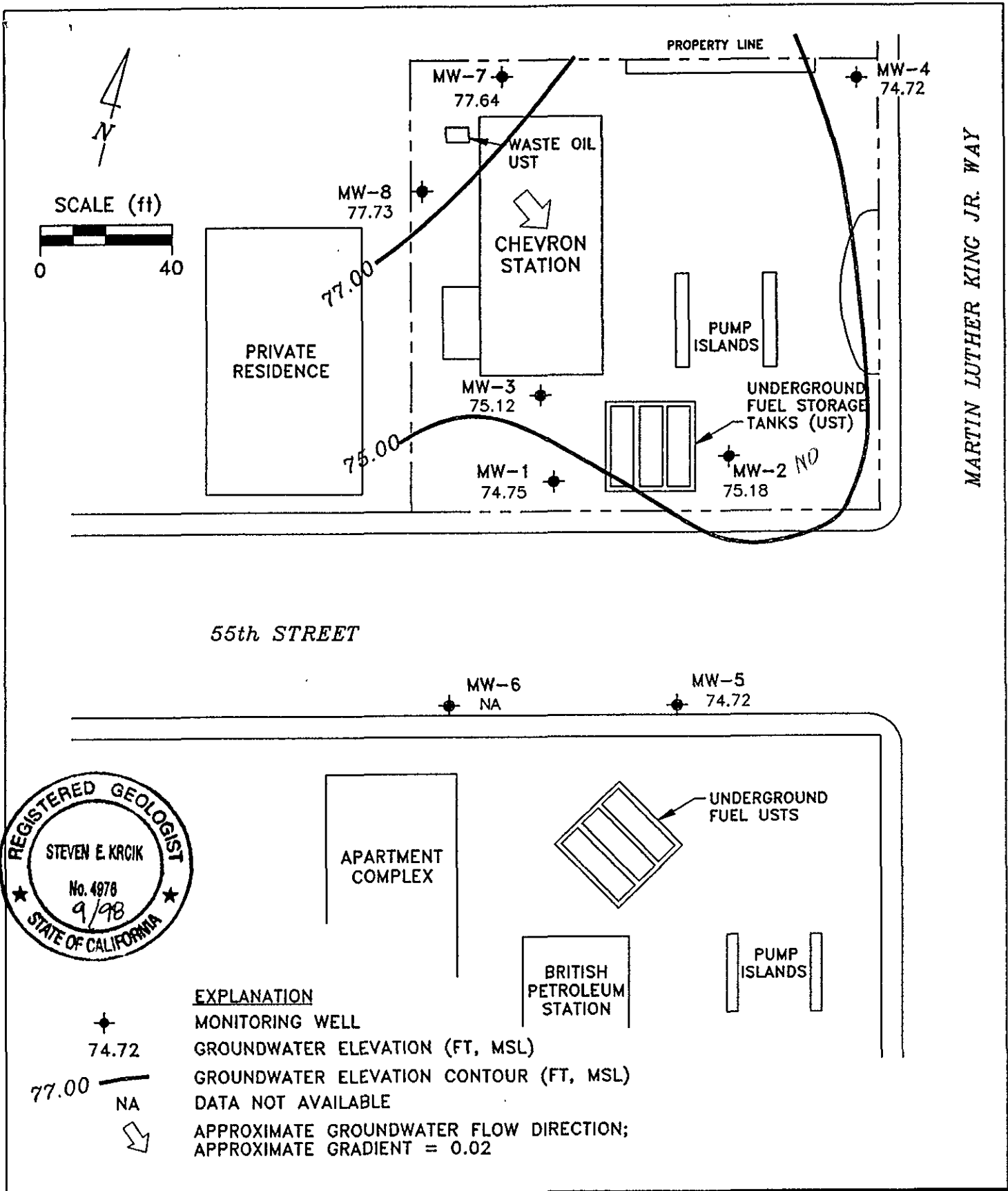


James Keller
Vice President

JPK/cg

attachments: Professional Engineering Appendix
Cumulative Table of Well Data and Analytical Results
Analytical Appendix
Field Data Sheets

Professional Engineering Appendix



MARTIN LUTHER KING JR. WAY

PREPARED BY RRM engineering contracting firm	Chevron Station 9-1583 5509 Martin Luther King Jr. Way Oakland, California	FIGURE: 1
	GROUNDWATER ELEVATION CONTOUR MAP, JANUARY 23, 1997	PROJECT: DAC04

Table of Well Data and Analytical Results

Cumulative Table of Well Data and Analytical Results

Vertical Measurements are in feet.

Analytical results are in parts per billion (ppb)

DATE	Well Head Elev.	Ground Water Elev.	Depth To Water	Notes	TPH-Gasoline	Benzene	Toluene	Ethyl-Benzene	Xylene	MTBE	TPH-Diesel	TPH-Motor Oil	Total Oil & Grease
MW-1													
12/22/83	81.97	71.72	10.25	--	--	--	--	--	--	--	--	--	--
12/30/83	81.97	72.80	9.17	--	--	--	--	--	--	--	--	--	--
03/12/90	81.97	71.89	10.08	--	50,000	3000	7300	1900	18,000	--	--	--	--
03/25/90	82.42	71.51	10.46	--	--	--	--	--	--	--	--	--	--
10/18/90	82.42	--	--	--	--	--	--	--	--	--	--	--	--
10/31/90	82.42	--	--	--	--	--	--	--	--	--	--	--	--
11/16/90	82.42	70.84	11.58	--	--	--	--	--	--	--	--	--	--
02/08/91	82.42	72.31	10.11	--	100,000	4200	8400	16,000	2600	--	--	--	--
05/08/91	82.42	71.97	10.45	--	31,000	200	66	670	2000	--	--	--	--
08/12/91	82.42	71.19	11.23	--	17,000	81	7.2	270	710	--	--	--	--
11/07/91	82.42	71.72	10.70	--	7100	24	6.0	130	170	--	--	--	--
02/05/92	82.42	72.05	10.37	--	110,000	8900	14,000	2700	12,000	--	--	--	--
05/13/92	82.42	71.84	10.58	--	19,000	450	85	480	870	--	--	--	--
07/17/92	82.42	71.37	11.05	--	8500	170	<10	360	600	--	--	--	--
10/05/92	82.42	71.01	11.41	--	22,000	4300	5100	570	2900	--	--	--	--
11/11/92	82.42	--	--	--	--	--	--	--	--	--	--	--	--
11/17/92	82.42	--	--	--	--	--	--	--	--	--	--	--	--
11/24/92	82.42	--	--	--	--	--	--	--	--	--	--	--	--
12/01/92	82.42	--	--	--	--	--	--	--	--	--	--	--	--
12/29/92	82.42	--	--	--	--	--	--	--	--	--	--	--	--
01/05/93	82.42	--	--	--	--	--	--	--	--	--	--	--	--
01/08/93	82.42	74.31	8.11	--	14,000,000	12,000	79,000	270,000	1,300,000	--	--	--	--
02/02/93	82.42	--	--	--	--	--	--	--	--	--	--	--	--
04/14/93	82.42	72.57	9.85	--	48,000	670	1100	1600	6300	--	--	--	--
08/06/93	82.42	71.59	10.83	--	44,000	660	990	1600	6100	--	--	--	--
10/21/93	82.42	71.52	10.90	--	18,000	270	460	1300	4700	--	--	--	--
01/05/94	82.42	72.09	10.33	--	22,000	160	160	630	2300	--	--	--	--
04/08/94	82.42	72.24	10.18	--	21,000	37	110	570	1400	--	--	--	--
07/06/94	82.42	71.78	10.64	--	28,000	210	100	540	1200	--	--	--	--
08/04/94	82.42	71.91	10.51	--	--	--	--	--	--	--	--	--	--
10/05/94	82.42	71.51	10.91	--	120,000	39	22	320	900	--	--	--	--

CONTINUED ON NEXT PAGE

Cumulative Table of Well Data and Analytical Results

Vertical Measurements are in feet.

Analytical results are in parts per billion (ppb)

DATE	Well Head Elev.	Ground Water Elev.	Depth To Water	Notes	TPH-Gasoline	Benzene	Toluene	Ethyl-Benzene	Xylene	MTBE	TPH-Diesel	TPH-Motor Oil	Total Oil & Grease
MW-1(CONT'D)													
01/18/95	82.42	73.80	8.62	--	12,000	<20	<20	130	160	--	--	--	--
04/07/95	82.42	72.89	9.53	--	2500	<2.5	<2.5	71	38	--	--	--	--
07/06/95	82.42	72.03	10.39	--	5700	<0.5	<0.5	110	110	--	--	--	--
10/11/95	82.42	70.54	11.88	--	2700	13	<5.0	13	5.7	650	--	--	--
01/17/96	82.42	73.14	9.28	--	4200	12	<5.0	43	24	300	--	--	--
04/05/96	82.42	72.82	9.60	--	1300	<1.2	<1.2	7.6	2.8	220	--	--	--
07/23/96	82.42	72.19	10.23	--	700	<1.0	<1.0	7.0	4.8	240	--	--	--
10/02/96	82.42	71.67	10.75	--	1700	<2.5	9.8	10	13	610	--	--	--
01/23/97	82.42	74.75	7.67	--	1300	21	<10	<10	<10	2700	--	--	--

Cumulative Table of Well Data and Analytical Results

Vertical Measurements are in feet.

Analytical results are in parts per billion (ppb)

DATE	Well Head Elev.	Ground Water Elev.	Depth To Water	Notes	TPH-Gasoline	Benzene	Toluene	Ethyl-Benzene	Xylene	MTBE	TPH-Diesel	TPH-Motor Oil	Total Oil & Grease
MW-2													
12/22/83	83.48	72.98	10.50	--	--	--	--	--	--	--	--	--	--
12/30/83	83.48	73.56	9.92	--	--	--	--	--	--	--	--	--	--
03/12/90	83.48	72.46	11.02	--	800	400	22	18	55	--	--	--	--
03/25/90	83.48	72.15	11.33	--	--	--	--	--	--	--	--	--	--
10/18/90	83.48	71.17	12.31	--	--	--	--	--	--	--	--	--	--
10/31/90	83.48	--	--	--	--	--	--	--	--	--	--	--	--
11/16/90	83.48	--	--	--	--	--	--	--	--	--	--	--	--
02/08/91	83.48	72.43	11.05	--	4600	820	440	720	210	--	--	--	--
05/08/91	83.48	72.12	11.36	--	<50	5.0	<0.5	<0.5	<0.5	--	--	--	--
08/12/91	83.48	71.51	11.97	--	<50	<0.5	<0.5	<0.5	<0.5	--	--	--	--
11/07/91	83.48	71.98	11.50	--	<50	<0.5	<0.5	<0.5	<0.5	--	--	--	--
02/05/92	83.48	72.29	11.19	--	1700	390	170	60	200	--	--	--	--
05/13/92	83.48	71.99	11.49	--	74	9.3	<0.5	<0.5	<0.5	--	--	--	--
07/17/92	83.48	71.63	11.85	--	<50	2.0	<0.5	<0.5	<0.5	--	--	--	--
10/05/92	83.48	71.48	12.00	--	3500	1200	530	86	220	--	--	--	--
11/11/92	83.48	--	--	--	--	--	--	--	--	--	--	--	--
11/17/92	83.48	--	--	--	--	--	--	--	--	--	--	--	--
11/24/92	83.48	--	--	--	--	--	--	--	--	--	--	--	--
12/01/92	83.48	--	--	--	--	--	--	--	--	--	--	--	--
12/29/92	83.48	--	--	--	--	--	--	--	--	--	--	--	--
01/05/93	83.48	--	--	--	--	--	--	--	--	--	--	--	--
01/08/93	83.48	74.65	8.83	--	390	140	0.8	7.7	26	--	--	--	--
02/02/93	83.48	--	--	--	--	--	--	--	--	--	--	--	--
04/14/93	83.48	72.69	10.79	--	<50	5.0	<0.5	<0.5	<0.5	--	--	--	--
08/06/93	83.48	71.77	11.71	--	<50	1.0	<0.5	<0.5	<0.5	--	--	--	--
10/21/93	83.48	71.74	11.74	--	<50	1.0	<0.5	9.0	<0.5	--	--	--	--
01/05/94	83.48	72.30	11.18	--	<50	0.7	<0.5	<0.5	0.9	--	--	--	--
04/08/94	83.48	72.42	11.06	--	<50	<0.5	<0.5	<0.5	<0.5	--	--	--	--
07/06/94	83.48	71.80	11.68	--	<50	<0.5	<0.5	<0.5	<0.5	--	--	--	--
08/04/94	83.48	72.29	11.19	--	--	--	--	--	--	--	--	--	--
10/05/94	83.48	71.79	11.69	--	<50	<0.5	<0.5	<0.5	<0.5	--	--	--	--

CONTINUED ON NEXT PAGE

Cumulative Table of Well Data and Analytical Results

Vertical Measurements are in feet.

Analytical results are in parts per billion (ppb)

DATE	Well Head Elev.	Ground Water Elev.	Depth To Water	Notes	TPH-Gasoline	Benzene	Toluene	Ethyl-Benzene	Xylene	MTBE	TPH-Diesel	TPH-Motor Oil	Total Oil & Grease
MW-2 (CONT'D)													
01/18/95	83.48	74.26	9.22	--	<50	<0.5	<0.5	<0.5	<0.5	--	--	--	--
04/07/95	83.48	73.62	9.86	--	<50	<0.5	<0.5	<0.5	<0.5	--	--	--	--
07/06/95	83.48	72.74	10.74	--	<50	<0.5	<0.5	<0.5	<0.5	--	--	--	--
10/11/95	83.48	72.26	11.22	--	<50	<0.5	<0.5	<0.5	<0.5	<2.5	--	--	--
01/17/96	83.48	73.74	9.74	--	<50	<0.5	<0.5	<0.5	<0.5	<2.5	--	--	--
04/05/96	83.48	73.52	9.96	--	<50	<0.5	<0.5	<0.5	<0.5	<2.5	--	--	--
07/23/96	83.48	72.57	10.91	--	<50	<0.5	<0.5	<0.5	<0.5	<2.5	--	--	--
10/02/96	83.48	72.41	11.07	--	<50	<0.5	<0.5	<0.5	<0.5	<2.5	--	--	--
01/23/97	83.48	75.18	8.30	--	<50	<0.5	<0.5	<0.5	<0.5	3.4	--	--	--

Cumulative Table of Well Data and Analytical Results

Vertical Measurements are in feet.

Analytical results are in parts per billion (ppb)

DATE	Well Head Elev.	Ground Water Elev.	Depth To Water	Notes	TPH- Gasoline	Benzene	Toluene	Ethyl- Benzene	Xylene	MTBE	TPH- Diesel	TPH- Motor Oil	Total Oil & Grease
MW-3													
12/22/83	84.36	72.78	11.58	--	--	--	--	--	--	--	--	--	--
12/30/83	84.36	73.19	11.17	--	--	--	--	--	--	--	--	--	--
03/12/90	84.36	72.22	12.14	--	47,000	1000	9900	1700	9800	--	--	--	--
03/25/90	84.38	71.81	12.55	--	--	--	--	--	--	--	--	--	--
10/18/90	84.38	--	--	--	--	--	--	--	--	--	--	--	--
10/31/90	84.38	--	--	--	--	--	--	--	--	--	--	--	--
11/16/90	84.38	70.76	13.62	--	--	--	--	--	--	--	--	--	--
02/08/91	84.38	72.20	12.18	--	58,000	4900	5200	9500	2000	--	--	--	--
05/08/91	84.38	71.86	12.52	--	50,000	2100	1400	2000	9400	--	--	--	--
08/12/91	84.38	71.11	13.27	--	15,000	1300	160	920	1900	--	--	--	--
11/07/91	84.38	71.57	12.81	--	26,000	1000	310	1900	5900	--	--	--	--
02/05/92	84.38	71.91	12.47	--	35,000	2800	1300	1500	4700	--	--	--	--
05/13/92	84.38	71.76	12.62	--	47,000	1500	1200	1100	4800	--	--	--	--
07/17/92	84.38	71.25	13.13	--	15,000	120	11	88	140	--	--	--	--
10/05/92	84.38	70.95	13.62	Free Product (0.24')	--	--	--	--	--	--	--	--	--
11/11/92	84.38	71.63	12.89	Free Product (0.17')	--	--	--	--	--	--	--	--	--
11/17/92	84.38	71.54	12.89	Free Product (0.06')	--	--	--	--	--	--	--	--	--
11/24/92	84.38	71.56	12.86	Free Product (0.05')	--	--	--	--	--	--	--	--	--
12/01/92	84.38	71.48	12.92	Free Product (0.03')	--	--	--	--	--	--	--	--	--
12/29/92	84.38	73.14	11.24	Sheen	--	--	--	--	--	--	--	--	--
01/05/93	84.38	73.23	11.15	Sheen	--	--	--	--	--	--	--	--	--
01/08/93	84.38	74.28	10.10	--	250,000	5000	17,000	5500	28,000	--	--	--	--
02/02/93	84.38	--	--	--	--	--	--	--	--	--	--	--	--
04/14/93	84.38	72.48	11.91	Free Product (0.01')	--	--	--	--	--	--	--	--	--
08/06/93	84.38	71.48	12.90	Free Product (0.01')	150,000	3800	6600	3700	17,000	--	--	--	--
10/21/93	84.38	71.41	12.97	--	22,000	2300	1700	1400	5100	--	--	--	--
01/05/94	84.38	71.96	12.42	--	37,000	1600	1100	1300	6500	--	--	--	--
04/08/94	84.38	72.51	11.87	--	16,000	250	310	500	2500	--	--	--	--
07/06/94	84.38	71.64	12.74	--	43,000	660	320	1900	6400	--	--	--	--
08/04/94	84.38	71.71	12.67	--	--	--	--	--	--	--	--	--	--
10/05/94	84.38	71.43	12.95	--	12,000	280	90	480	370	--	--	--	--

CONTINUED ON NEXT PAGE

Cumulative Table of Well Data and Analytical Results

Vertical Measurements are in feet.

Analytical results are in parts per billion (ppb)

DATE	Well Head Elev.	Ground Water Elev.	Depth To Water	Notes	TPH-Gasoline	Benzene	Toluene	Ethyl-Benzene	Xylene	MTBE	TPH-Diesel	TPH-Motor Oil	Total Oil & Grease
MW-3 (CONT'D)													
01/18/95	84.38	73.72	10.66	--	20,000	200	230	700	3500	--	--	--	--
04/07/95	84.38	72.84	11.54	--	22,000	120	120	810	4400	--	--	--	--
07/06/95	84.38	71.99	12.39	--	15,000	110	<50	630	2100	--	--	--	--
10/11/95	84.38	72.07	12.31	--	8600	24	<10	360	560	1100	--	--	--
01/17/96	84.38	73.68	10.70	--	9300	<50	<50	230	1100	2300	--	--	--
04/05/96	84.38	73.35	11.03	--	8700	16	<10	110	650	990	--	--	--
07/23/96	84.38	72.38	12.00	--	5400	20	<5.0	190	480	2300	--	--	--
10/02/96	84.38	72.20	12.18	--	6200	43	<20	130	140	2800	--	--	--
01/23/97	84.38	75.12	9.26	--	5600	<5.0	<5.0	39	160	550	--	--	--

Cumulative Table of Well Data and Analytical Results

Vertical Measurements are in feet.

Analytical results are in parts per billion (ppb)

DATE	Well Head Elev.	Ground Water Elev.	Depth To Water	Notes	TPH-Gasoline	Benzene	Toluene	Ethyl-Benzene	Xylene	MTBE	TPH-Diesel	TPH-Motor Oil	Total Oil & Grease
MW-4													
10/18/90	84.25	68.50	15.75	--	--	--	--	--	--	--	--	--	--
10/31/90	84.25	70.35	13.90	--	<50	<0.5	<0.5	<0.5	1.0	--	--	--	--
11/16/90	84.25	70.00	14.25	--	--	--	--	--	--	--	--	--	--
02/08/91	84.25	71.93	12.32	--	60	17	2.0	12	<0.5	--	--	--	--
05/08/91	84.25	72.02	12.23	--	65	<0.5	<0.5	<0.5	<0.5	--	--	--	--
08/12/91	84.25	70.32	13.93	--	<50	<0.5	<0.5	<0.5	<0.5	--	--	--	--
11/07/91	84.25	70.83	13.42	--	<50	<0.5	<0.5	<0.5	<0.5	--	--	--	--
02/05/92	84.25	71.42	12.83	--	<50	<0.5	<0.5	<0.5	<0.5	--	--	--	--
05/13/92	84.25	70.97	13.28	--	<50	<0.5	<0.5	<0.5	<0.5	--	--	--	--
07/17/92	84.25	70.27	13.98	--	<50	<0.5	<0.5	<0.5	<0.5	--	--	--	--
10/05/92	84.25	70.02	14.23	--	<50	<0.5	<0.5	<0.5	<0.5	--	--	--	--
11/11/92	84.25	--	--	--	--	--	--	--	--	--	--	--	--
11/17/92	84.25	--	--	--	--	--	--	--	--	--	--	--	--
11/24/92	84.25	--	--	--	--	--	--	--	--	--	--	--	--
12/01/92	84.25	--	--	--	--	--	--	--	--	--	--	--	--
12/29/92	84.25	--	--	--	--	--	--	--	--	--	--	--	--
01/05/93	84.25	--	--	--	--	--	--	--	--	--	--	--	--
01/08/93	84.25	74.09	10.16	--	<50	<0.5	<0.5	<0.5	<0.5	--	--	--	--
02/02/93	84.25	--	--	--	--	--	--	--	--	--	--	--	--
04/14/93	84.25	72.21	12.04	--	<50	<0.5	<0.5	<0.5	<0.5	--	--	--	--
08/06/93	84.25	70.34	13.91	--	<50	<0.5	<0.5	<0.5	<0.5	--	--	--	--
10/21/93	84.25	70.26	13.99	--	<50	<0.5	<0.5	<0.5	1.0	--	--	--	--
01/05/94	84.25	71.30	12.95	--	<50	<0.5	<0.5	<0.5	<0.5	--	--	--	--
04/08/94	84.25	71.31	12.94	--	<50	<0.5	<0.5	<0.5	<0.5	--	--	--	--
07/06/94	84.25	70.57	13.68	--	<50	<0.5	<0.5	<0.5	<0.5	--	--	--	--
08/04/94	84.25	70.71	13.54	--	--	--	--	--	--	--	--	--	--
10/05/94	84.25	70.65	13.60	--	<50	<0.5	<0.5	<0.5	<0.5	--	--	--	--
01/18/95	84.25	74.77	9.48	--	<50	<0.5	<0.5	<0.5	<0.5	--	--	--	--
04/07/95	84.25	72.70	11.55	--	<50	<0.5	<0.5	<0.5	<0.5	--	--	--	--
07/06/95	84.25	71.25	13.00	--	<50	<0.5	<0.5	<0.5	<0.5	--	--	--	--
10/11/95	84.25	70.27	13.98	--	<50	<0.5	<0.5	<0.5	<0.5	<2.5	--	--	--
01/17/96	84.25	73.17	11.08	--	<50	<0.5	<0.5	<0.5	<0.5	<2.5	--	--	--
04/05/96	84.25	72.65	11.60	--	<50	<0.5	<0.5	<0.5	<0.5	<2.5	--	--	--
07/23/96	84.25	70.86	13.39	--	<50	<0.5	<0.5	<0.5	<0.5	<2.5	--	--	--
10/02/96	84.25	70.27	13.98	--	<50	<0.5	<0.5	<0.5	<0.5	<2.5	--	--	--
01/23/97	84.25	74.72	9.53	--	<50	<0.5	<0.5	<0.5	<0.5	<2.5	--	--	--

Cumulative Table of Well Data and Analytical Results

Vertical Measurements are in feet

Analytical results are in parts per billion (ppb)

DATE	Well Head Elev.	Ground Water Elev.	Depth To Water	Notes	TPH-Gasoline	Benzene	Toluene	Ethyl-Benzene	Xylene	MTBE	TPH-Diesel	TPH-Motor Oil	Total Oil & Grease
MW-5													
10/18/90	81.95	71.17	10.78	--	--	--	--	--	--	--	--	--	--
10/31/90	81.95	71.32	10.63	--	110	<0.5	<0.5	<0.5	<0.5	--	--	--	--
11/16/90	81.95	71.27	10.68	--	--	--	--	--	--	--	--	--	--
02/08/91	81.95	72.78	9.17	--	<50	<0.5	<0.5	<0.5	<0.5	--	--	--	--
05/08/91	81.95	73.27	8.68	--	<50	<0.5	<0.5	<0.5	<0.5	--	--	--	--
08/12/91	81.95	71.62	10.33	--	<50	<0.5	<0.5	<0.5	<0.5	--	--	--	--
11/07/91	81.95	72.19	9.76	--	<50	<0.5	<0.5	<0.5	<0.5	--	--	--	--
02/05/92	81.95	72.48	9.47	--	69	<0.5	<0.5	<0.5	<0.5	--	--	--	--
05/13/92	81.95	72.25	9.70	--	74	<0.5	<0.5	<0.5	<0.5	--	--	--	--
07/17/92	81.95	71.74	10.21	--	880	2.6	<1.2	4.6	11	--	--	--	--
10/05/92	81.95	71.34	10.61	--	120	<0.5	<0.5	0.6	4.9	--	--	--	--
11/11/92	81.95	--	--	--	--	--	--	--	--	--	--	--	--
11/17/92	81.95	--	--	--	--	--	--	--	--	--	--	--	--
11/24/92	81.95	--	--	--	--	--	--	--	--	--	--	--	--
12/01/92	81.95	--	--	--	--	--	--	--	--	--	--	--	--
12/29/92	81.95	--	--	--	--	--	--	--	--	--	--	--	--
01/05/93	81.95	--	--	--	--	--	--	--	--	--	--	--	--
01/08/93	81.95	74.61	7.34	--	61	<0.5	<0.5	<0.5	<0.5	--	--	--	--
02/02/93	81.95	--	--	--	--	--	--	--	--	--	--	--	--
04/14/93	81.95	--	--	--	--	--	--	--	--	--	--	--	--
08/06/93	81.95	71.99	9.96	--	<50	<0.5	<0.5	<0.5	<0.5	--	--	--	--
10/21/93	81.95	71.89	10.06	--	<50	<0.5	<0.5	2.0	4.0	--	--	--	--
01/05/94	81.95	72.52	9.43	--	<50	<0.5	<0.5	<0.5	<0.5	--	--	--	--
04/08/94	81.95	72.56	9.39	--	<50	<0.5	<0.5	<0.5	<0.5	--	--	--	--
07/06/94	81.95	72.19	9.76	--	<50	0.6	<0.5	<0.5	<0.5	--	--	--	--
08/04/94	81.95	72.13	9.82	--	--	--	--	--	--	--	--	--	--
10/05/94	81.95	71.89	10.06	--	<50	<0.5	<0.5	<0.5	<0.5	--	--	--	--
01/18/95	81.95	--	--	Inaccessible	--	--	--	--	--	--	--	--	--
04/07/95	81.95	73.31	8.64	--	<50	<0.5	<0.5	<0.5	<0.5	--	--	--	--
07/06/95	81.95	72.52	9.43	--	<50	<0.5	<0.5	<0.5	<0.5	--	--	--	--
10/11/95	81.95	72.12	9.83	--	<50	<0.5	<0.5	<0.5	<0.5	<2.5	--	--	--
01/17/96	81.95	73.63	8.32	--	<50	<0.5	<0.5	<0.5	<0.5	<2.5	--	--	--
04/05/96	81.95	73.23	8.72	--	<50	<0.5	<0.5	<0.5	<0.5	<2.5	--	--	--
07/23/96	81.95	72.25	9.70	--	<50	<0.5	<0.5	<0.5	<0.5	<2.5	--	--	--
10/02/96	81.95	72.06	9.89	--	<50	<0.5	<0.5	<0.5	<0.5	<2.5	--	--	--
01/23/97	81.95	74.72	7.23	--	<50	<0.5	<0.5	<0.5	<0.5	<2.5	--	--	--

Cumulative Table of Well Data and Analytical Results

Vertical Measurements are in feet.

Analytical results are in parts per billion (ppb)

DATE	Well Head Elev.	Ground Water Elev.	Depth To Water	Notes	TPH-Gasoline	Benzene	Toluene	Ethyl-Benzene	Xylene	MTBE	TPH-Diesel	TPH-Motor Oil	Total Oil & Grease
MW-6													
10/18/90	80.60	70.81	9.79	--	--	--	--	--	--	--	--	--	--
10/31/90	80.60	70.91	9.69	--	<50	<0.5	<0.5	<0.5	3.0	--	--	--	--
11/16/90	80.60	70.86	9.74	--	--	--	--	--	--	--	--	--	--
02/08/91	80.60	--	--	--	--	--	--	--	--	--	--	--	--
05/08/91	80.60	71.06	9.54	--	56	<0.5	<0.5	<0.5	<0.5	--	--	--	--
08/12/91	80.60	71.10	9.50	--	<50	<0.5	<0.5	<0.5	<0.5	--	--	--	--
11/07/91	80.60	71.71	8.89	--	<50	<0.5	<0.5	<0.5	<0.5	--	--	--	--
02/05/92	80.60	72.01	8.59	--	<50	<0.5	<0.5	<0.5	<0.5	--	--	--	--
05/13/92	80.60	--	--	--	--	--	--	--	--	--	--	--	--
07/17/92	80.60	--	--	--	--	--	--	--	--	--	--	--	--
10/05/92	80.60	--	--	--	--	--	--	--	--	--	--	--	--
11/11/92	80.60	--	--	--	--	--	--	--	--	--	--	--	--
11/17/92	80.60	--	--	--	--	--	--	--	--	--	--	--	--
11/24/92	80.60	--	--	--	--	--	--	--	--	--	--	--	--
12/01/92	80.60	--	--	--	--	--	--	--	--	--	--	--	--
12/29/92	80.60	--	--	--	--	--	--	--	--	--	--	--	--
01/05/93	80.60	--	--	--	--	--	--	--	--	--	--	--	--
01/08/93	80.60	--	--	--	--	--	--	--	--	--	--	--	--
02/02/93	80.60	72.89	7.71	--	<50	2.1	<0.5	<0.5	2.2	--	--	--	--
04/14/93	80.60	72.41	8.19	--	<50	1.0	<0.5	<0.5	<0.5	--	--	--	--
08/06/93	80.60	71.52	9.08	--	<50	<0.5	<0.5	<0.5	<0.5	--	--	--	--
10/21/93	80.60	71.46	9.14	--	<50	<0.5	<0.5	<0.5	<0.5	--	--	--	--
01/05/94	80.60	72.06	8.54	--	<50	4.0	<0.5	<0.5	<0.5	--	--	--	--
04/08/94	80.60	--	--	--	--	--	--	--	--	--	--	--	--
07/06/94	80.60	--	--	Inaccessible	--	--	--	--	--	--	--	--	--
08/04/94	80.60	71.66	8.94	--	<50	<0.5	<0.5	<0.5	<0.5	--	--	--	--
10/05/94	80.60	--	--	Inaccessible	--	--	--	--	--	--	--	--	--
01/18/95	80.60	73.50	7.10	--	<50	0.69	<0.5	<0.5	0.57	--	--	--	--
04/07/95	80.60	72.77	7.83	--	<50	1.8	<0.5	<0.5	<0.5	--	--	--	--
07/06/95	80.60	72.03	8.57	--	<50	<0.5	<0.5	<0.5	<0.5	--	--	--	--
10/11/95	80.60	71.54	9.06	--	<125	<1.2	<1.2	<1.2	<1.2	540	--	--	--
01/17/96	80.60	73.20	7.40	--	<50	<0.5	<0.5	<0.5	<0.5	180	--	--	--
04/05/96	80.60	72.70	7.90	--	<125	1.4	<1.2	<1.2	<1.2	700	--	--	--
07/23/96	80.60	71.86	8.74	--	<500	<5.0	<5.0	<5.0	<5.0	540	--	--	--
10/02/96	80.60	71.62	8.98	--	<100	<1.0	<1.0	<1.0	1.8	910	--	--	--
01/23/97	80.60	--	--	Inaccessible	--	--	--	--	--	--	--	--	--

Cumulative Table of Well Data and Analytical Results

Vertical Measurements are in feet.

Analytical results are in parts per billion (ppb)

DATE	Well Head Elev.	Ground Water Elev.	Depth To Water	Notes	TPH-Gasoline	Benzene	Toluene	Ethyl-Benzene	Xylene	MTBE	TPH-Diesel	TPH-Motor Oil	Total Oil & Grease
MW-7													
03/08/94	86.36	74.99	11.37	--	1200	440	31	73	200	--	<10	4100	--
07/06/94	86.36	--	--	--	--	--	--	--	--	--	--	--	--
08/04/94	86.36	73.86	12.50	--	120	15	<0.5	3.8	1.8	--	--	--	--
10/05/94	86.36	73.99	12.37	--	150	1.2	<0.5	1.2	1.7	--	--	--	--
01/18/95	86.36	74.82	11.54	--	260	11	<1.0	17	6.8	--	--	--	--
04/07/95	86.36	75.63	10.73	--	230	<0.5	<0.5	25	0.93	--	--	--	--
07/06/95	86.36	74.36	12.00	--	320	<1.0	<1.0	<1.0	<1.0	--	--	--	6900
10/11/95	86.36	73.56	12.80	--	<50	<0.5	<0.5	<0.5	<0.5	120	--	2300*	--
01/17/96	86.36	75.90	10.46	--	<50	<0.5	<0.5	<0.5	<0.5	460	--	1700	--
04/05/96	86.36	76.56	9.80	--	130	<0.5	<0.5	<0.5	<0.5	120	--	590	--
07/23/96	86.36	74.57	11.79	--	<500	<5.0	<5.0	<5.0	<0.5	1200	--	820	--
10/02/96	86.36	73.10	13.26	--	<100	<1.0	<1.0	<1.0	<1.0	360	--	1500	--
01/23/97	86.36	77.64	8.72	--	<100	<1.0	<1.0	<1.0	<1.0	490	--	<500	--
MW-8													
03/08/94	85.93	75.06	10.87	--	28,000	2900	1300	1200	6800	--	<10	<100	--
07/06/94	85.93	--	--	--	--	--	--	--	--	--	--	--	--
08/04/94	85.93	73.77	12.16	--	22,000	3000	260	870	4400	--	--	--	--
10/05/94	85.93	72.71	13.22	--	12,000	1800	34	4.6	890	--	--	--	--
01/18/95	85.93	75.51	10.42	--	19,000	1000	65	1100	3500	--	--	--	--
04/07/95	85.93	75.48	10.45	--	14,000	310	<25	720	1700	--	--	--	--
07/06/95	85.93	74.30	11.63	--	19,000	280	<50	1200	2600	--	--	--	--
10/11/95	85.93	73.51	12.42	--	6100	140	5.5	320	280	1200	--	--	--
01/17/96	85.93	75.95	9.98	--	12,000	86	<20	590	1400	1100	--	<500	--
04/05/96	85.93	75.60	10.33	--	7500	180	23	410	480	560	--	<500	--
07/23/96	85.93	74.56	11.37	--	3800	47	<5.0	350	84	1800	--	<500	--
10/02/96	85.93	73.90	12.03	--	4400	65	<5.0	140	28	1500	--	<500	--
01/23/97	85.93	77.73	8.20	--	3800	36	5.9	140	36	910	--	<500	--

* Chromatogram pattern indicates an unidentified hydrocarbon.

Cumulative Table of Well Data and Analytical Results

Vertical Measurements are in feet.

Analytical results are in parts per billion (ppb)

DATE	Well Head Elev.	Ground Water Elev.	Depth To Water	Notes	TPH-Gasoline	Benzene	Toluene	Ethyl-Benzene	Xylene	MTBE	TPH-Diesel	TPH-Motor Oil	Total Oil & Grease
TRIP BLANK													
03/12/90	--	--	--	--	<50	<0.3	<0.3	<0.3	<0.6	--	--	--	--
02/08/91	--	--	--	--	<50	<0.5	<0.5	<0.5	<0.5	--	--	--	--
05/08/91	--	--	--	--	<50	<0.5	<0.5	<0.5	<0.5	--	--	--	--
08/12/91	--	--	--	--	<50	<0.5	<0.5	<0.5	<0.5	--	--	--	--
11/07/91	--	--	--	--	<50	<0.5	<0.5	<0.5	<0.5	--	--	--	--
02/05/92	--	--	--	--	<50	<0.5	<0.5	<0.5	<0.5	--	--	--	--
05/13/92	--	--	--	--	<50	<0.5	<0.5	<0.5	<0.5	--	--	--	--
07/17/92	--	--	--	--	<50	<0.5	<0.5	<0.5	<0.5	--	--	--	--
10/05/92	--	--	--	--	<50	<0.5	<0.5	<0.5	<0.5	--	--	--	--
11/11/92	--	--	--	--	--	--	--	--	--	--	--	--	--
11/17/92	--	--	--	--	--	--	--	--	--	--	--	--	--
11/29/92	--	--	--	--	--	--	--	--	--	--	--	--	--
12/01/92	--	--	--	--	--	--	--	--	--	--	--	--	--
12/29/92	--	--	--	--	--	--	--	--	--	--	--	--	--
01/05/93	--	--	--	--	--	--	--	--	--	--	--	--	--
01/08/93	--	--	--	--	<50	<0.5	<0.5	<0.5	<0.5	--	--	--	--
02/02/93	--	--	--	--	--	--	--	--	--	--	--	--	--
04/14/93	--	--	--	--	<50	<0.5	<0.5	<0.5	<0.5	--	--	--	--
08/06/93	--	--	--	--	<50	<0.5	<0.5	<0.5	<0.5	--	--	--	--
10/21/93	--	--	--	--	<50	<0.5	<0.5	<0.5	<0.5	--	--	--	--
01/05/94	--	--	--	--	<50	<0.5	<0.5	<0.5	<0.5	--	--	--	--
04/08/94	--	--	--	--	<50	<0.5	<0.5	<0.5	<0.5	--	--	--	--
07/06/94	--	--	--	--	<50	<0.5	<0.5	<0.5	<0.5	--	--	--	--
08/04/94	--	--	--	--	<50	<0.5	<0.5	<0.5	<0.5	--	--	--	--
10/05/94	--	--	--	--	<50	<0.5	<0.5	<0.5	<0.5	--	--	--	--
01/18/95	--	--	--	--	<50	<0.5	<0.5	<0.5	<0.5	--	--	--	--
04/07/95	--	--	--	--	<50	<0.5	<0.5	<0.5	<0.5	--	--	--	--
07/06/95	--	--	--	--	<50	<0.5	<0.5	<0.5	<0.5	--	--	--	--
10/11/95	--	--	--	--	<50	<0.5	<0.5	<0.5	<0.5	<2.5	--	--	--

CONTINUED ON NEXT PAGE

Cumulative Table of Well Data and Analytical Results

Vertical Measurements are in feet.

Analytical results are in parts per billion (ppb)

DATE	Well Head Elev.	Ground Water Elev.	Depth To Water	Notes	TPH- Gasoline	Benzene	Toluene	Ethyl- Benzene	Xylene	MTBE	TPH- Diesel	TPH- Motor Oil	Total Oil & Grease
TRIP BLANK (CONT'D)													
01/17/96	--	--	--	--	<50	<0.5	<0.5	<0.5	<0.5	--	--	--	--
04/05/96	--	--	--	--	<50	<0.5	<0.5	<0.5	<0.5	<2.5	--	--	--
07/23/96	--	--	--	--	<50	<0.5	<0.5	<0.5	<0.5	<2.5	--	--	--
10/02/96	--	--	--	--	<50	<0.5	<0.5	<0.5	<0.5	--	--	--	--
01/23/97	--	--	--	--	<50	<0.5	<0.5	<0.5	<0.5	<2.5	--	--	--

Note: Blaine Tech Services, Inc. began routine monitoring of the groundwater wells at this site on November 1, 1994.

Earlier field data and analytical results are drawn from the November 23, 1994 Groundwater Technology, Inc. report.

ABBREVIATIONS:

TPH = Total Petroleum Hydrocarbons

MTBE = Methyl t-Butyl Ether

Analytical Appendix



Blaine Tech Services 1680 Rogers Avenue San Jose, CA 95112	Client Proj. ID: Chevron 9-1583/970123-K1 Sample Descript: MW-1 Matrix: LIQUID Analysis Method: 8015Mod/8020 Lab Number: 9701D12-01	Sampled: 01/23/97 Received: 01/24/97 Analyzed: 01/27/97 Reported: 01/30/97
--	---	---

QC Batch Number: GC012797BTEX21A
Instrument ID: GCHP21

Total Purgeable Petroleum Hydrocarbons (TPPH) with BTEX and MTBE

Analyte	Detection Limit ug/L	Sample Results ug/L
TPPH as Gas	1000	1300
Methyl t-Butyl Ether	50	2700
Benzene	10	21
Toluene	10	N.D.
Ethyl Benzene	10	N.D.
Xylenes (Total)	10	N.D.
Chromatogram Pattern:		Gas
Surrogates	Control Limits %	% Recovery
Trifluorotoluene	70 130	91

Analytes reported as N.D. were not present above the stated limit of detection.

SEQUOIA ANALYTICAL - ELAP #1210


Peggy Renner
Project Manager





Blaine Tech Services 1680 Rogers Avenue San Jose, CA 95112	Client Proj. ID: Chevron 9-1583/970123-K1 Sample Descript: MW-2 Matrix: LIQUID Analysis Method: 8015Mod/8020 Lab Number: 9701D12-02	Sampled: 01/23/97 Received: 01/24/97 Analyzed: 01/28/97 Reported: 01/30/97
--	---	---


QC Batch Number: GC012897BTEX02A
Instrument ID: GCHP02

Total Purgeable Petroleum Hydrocarbons (TPPH) with BTEX and MTBE

Analyte	Detection Limit ug/L	Sample Results ug/L
TPPH as Gas	50	N.D.
Methyl t-Butyl Ether	2.5	3.4
Benzene	0.50	N.D.
Toluene	0.50	N.D.
Ethyl Benzene	0.50	N.D.
Xylenes (Total)	0.50	N.D.
Chromatogram Pattern:		
Surrogates	Control Limits %	% Recovery
Trifluorotoluene	70 130	101

Analytes reported as N.D. were not present above the stated limit of detection.

SEQUOIA ANALYTICAL - ELAP #1210



Peggy Penner
Project Manager





Blaine Tech Services 1680 Rogers Avenue San Jose, CA 95112	Client Proj. ID: Chevron 9-1583/970123-K1 Sample Descript: MW-3 Matrix: LIQUID Analysis Method: 8015Mod/8020 Lab Number: 9701D12-03	Sampled: 01/23/97 Received: 01/24/97 Analyzed: 01/27/97 Reported: 01/30/97
--	---	---

QC Batch Number: GC012797BTEX17A
Instrument ID: GCHP17

Total Purgeable Petroleum Hydrocarbons (TPPH) with BTEX and MTBE

Analyte	Detection Limit ug/L	Sample Results ug/L
TPPH as Gas	500	5600
Methyl t-Butyl Ether	25	550
Benzene	5.0	N.D.
Toluene	5.0	N.D.
Ethyl Benzene	5.0	39
Xylenes (Total)	5.0	160
Chromatogram Pattern: Weathered Gas		C8-C12
Surrogates	Control Limits %	% Recovery
Trifluorotoluene	70 130	104

Analytes reported as N.D. were not present above the stated limit of detection.

SEQUOIA ANALYTICAL - ELAP #1210


Peggy Penner
Project Manager





Blaine Tech Services 1680 Rogers Avenue San Jose, CA 95112	Client Proj. ID: Chevron 9-1583/970123-K1 Sample Descript: MW-4 Matrix: LIQUID Analysis Method: 8015Mod/8020 Lab Number: 9701D12-04	Sampled: 01/23/97 Received: 01/24/97 Analyzed: 01/27/97 Reported: 01/30/97
--	---	---


QC Batch Number: GC012797BTEX21A
Instrument ID: GCHP21

Total Purgeable Petroleum Hydrocarbons (TPPH) with BTEX and MTBE

Analyte	Detection Limit ug/L	Sample Results ug/L
TPPH as Gas	50	N.D.
Methyl t-Butyl Ether	2.5	N.D.
Benzene	0.50	N.D.
Toluene	0.50	N.D.
Ethyl Benzene	0.50	N.D.
Xylenes (Total)	0.50	N.D.
Chromatogram Pattern:		
Surrogates	Control Limits %	% Recovery
Trifluorotoluene	70 130	94

Analytes reported as N.D. were not present above the stated limit of detection.

SEQUOIA ANALYTICAL - ELAP #1210



Peggy Penner
Project Manager





Blaine Tech Services 1680 Rogers Avenue San Jose, CA 95112	Client Proj. ID: Chevron 9-1583/970123-K1 Sample Descript: MW-5 Matrix: LIQUID Analysis Method: 8015Mod/8020 Lab Number: 9701D12-05	Sampled: 01/23/97 Received: 01/24/97 Analyzed: 01/27/97 Reported: 01/30/97
Attention: Fran Thie		


QC Batch Number: GC012797BTEX21A
Instrument ID: GCHP21

Total Purgeable Petroleum Hydrocarbons (TPPH) with BTEX and MTBE

Analyte	Detection Limit ug/L	Sample Results ug/L
TPPH as Gas	50	N.D.
Methyl t-Butyl Ether	2.5	N.D.
Benzene	0.50	N.D.
Toluene	0.50	N.D.
Ethyl Benzene	0.50	N.D.
Xylenes (Total)	0.50	N.D.
Chromatogram Pattern:		
Surrogates	Control Limits %	% Recovery
Trifluorotoluene	70 130	88

Analytes reported as N.D. were not present above the stated limit of detection.

SEQUOIA ANALYTICAL - ELAP #1210



Peggy Penner
Project Manager





Blaine Tech Services 1680 Rogers Avenue San Jose, CA 95112	Client Proj. ID: Chevron 9-1583/970123-K1 Sample Descript: MW-7 Matrix: LIQUID Analysis Method: 8015Mod/8020 Lab Number: 9701D12-06	Sampled: 01/23/97 Received: 01/24/97 Analyzed: 01/27/97 Reported: 01/30/97
--	---	---


QC Batch Number: GC012797BTEX17A
Instrument ID: GCHP17

Total Purgeable Petroleum Hydrocarbons (TPPH) with BTEX and MTBE

Analyte	Detection Limit ug/L	Sample Results ug/L
TPPH as Gas	100	N.D.
Methyl t-Butyl Ether	5.0	490
Benzene	1.0	N.D.
Toluene	1.0	N.D.
Ethyl Benzene	1.0	N.D.
Xylenes (Total)	1.0	N.D.
Chromatogram Pattern:		
Surrogates	Control Limits %	% Recovery
Trifluorotoluene	70 130	91

Analytes reported as N.D. were not present above the stated limit of detection.

SEQUOIA ANALYTICAL - ELAP #1210


Peggy Fenner
Project Manager





Blaine Tech Services 1680 Rogers Avenue San Jose, CA 95112	Client Proj. ID: Chevron 9-1583/970123-K1 Sample Descript: MW-7 Matrix: LIQUID Analysis Method: EPA 8015 Mod Lab Number: 9701D12-06	Sampled: 01/23/97 Received: 01/24/97 Extracted: 01/27/97 Analyzed: 01/29/97 Reported: 01/30/97
Attention: Fran Thie		

QC Batch Number: GC0127970HBPEXA
Instrument ID: GCHP4B

Fuel Fingerprint : Motor Oil

Analyte	Detection Limit ug/L	Sample Results ug/L
Extractable HC as Motor Oil Chromatogram Pattern:	500	N.D.
Surrogates	Control Limits %	% Recovery
n-Pentacosane (C25)	50 150	117

Analytes reported as N.D. were not present above the stated limit of detection.

SEQUOIA ANALYTICAL - ELAP #1210

Peggy Penner
Project Manager





Blaine Tech Services 1680 Rogers Avenue San Jose, CA 95112	Client Proj. ID: Chevron 9-1583/970123-K1 Sample Descript: MW-8 Matrix: LIQUID Analysis Method: 8015Mod/8020 Lab Number: 9701D12-07	Sampled: 01/23/97 Received: 01/24/97 Analyzed: 01/27/97 Reported: 01/30/97
--	---	---

QC Batch Number: GC012797BTEX21A
Instrument ID: GCHP21


Total Purgeable Petroleum Hydrocarbons (TPPH) with BTEX and MTBE

Analyte	Detection Limit ug/L	Sample Results ug/L
TPPH as Gas	500	3800
Methyl t-Butyl Ether	25	910
Benzene	5.0	36
Toluene	5.0	5.9
Ethyl Benzene	5.0	140
Xylenes (Total)	5.0	36
Chromatogram Pattern:		Gas

Surrogates	Control Limits %	% Recovery
Trifluorotoluene	70 130	108

Analytes reported as N.D. were not present above the stated limit of detection.

SEQUOIA ANALYTICAL - ELAP #1210



Peggy Penner
Project Manager





Blaine Tech Services
1680 Rogers Avenue
San Jose, CA 95112

Client Proj. ID: Chevron 9-1583/970123-K1
Sample Descript: MW-8
Matrix: LIQUID
Analysis Method: EPA 8015 Mod
Lab Number: 9701D12-07

Sampled: 01/23/97
Received: 01/24/97
Extracted: 01/27/97
Analyzed: 01/29/97
Reported: 01/30/97

Attention: Fran Thie

QC Batch Number: GC0127970HBPEXA
Instrument ID: GCHP4B

Fuel Fingerprint : Motor Oil

Analyte	Detection Limit ug/L	Sample Results ug/L
Extractable HC as Motor Oil Chromatogram Pattern:	500	N.D.
Surrogates	Control Limits %	% Recovery
n-Pentacosane (C25)	50 150	125

Analytes reported as N.D. were not present above the stated limit of detection.

SEQUOIA ANALYTICAL - ELAP #1210


Peggy Perner
Project Manager





Blaine Tech Services 1680 Rogers Avenue San Jose, CA 95112	Client Proj. ID: Chevron 9-1583/970123-K1 Sample Descript: TB Matrix: LIQUID Analysis Method: 8015Mod/8020 Lab Number: 9701D12-08	Sampled: 01/23/97 Received: 01/24/97 Analyzed: 02/06/97 Reported: 02/06/97
--	---	---

QC Batch Number: GC020597BTEX03A
Instrument ID: GCHP03

Total Purgeable Petroleum Hydrocarbons (TPPH) with BTEX and MTBE

Analyte	Detection Limit ug/L	Sample Results ug/L
TPPH as Gas	50	N.D.
Methyl t-Butyl Ether	2.5	N.D.
Benzene	0.50	N.D.
Toluene	0.50	N.D.
Ethyl Benzene	0.50	N.D.
Xylenes (Total)	0.50	N.D.
Chromatogram Pattern:		
Surrogates	Control Limits %	% Recovery
Trifluorotoluene	70 130	116

Analytes reported as N.D. were not present above the stated limit of detection.

SEQUOIA ANALYTICAL - ELAP #1210

Peggy Penner
Project Manager





Blaine Tech Services
1680 Rogers Avenue
San Jose, CA 95112
Attention: Fran Thie

Client Proj. ID: Chevron 9-1583/970123-K1

Received: 01/24/97

Lab Proj. ID: 9701D12

Reported: 01/30/97

LABORATORY NARRATIVE

In order to properly interpret this report, it must be reproduced in its entirety. This report contains a total of 14 pages including the laboratory narrative, sample results, quality control, and related documents as required (cover page, COC, raw data, etc.).

TPPH Note: Sample 9701D12-01 was diluted 20-fold.
Sample 9701D12-03 was diluted 10-fold.
Sample 9701D12-06 was diluted 2-fold.
Sample 9701D12-07 was diluted 10-fold.

SEQUOIA ANALYTICAL


Peggy Penner
Project Manager





Blaine Tech Services, Inc.
1680 Rogers Avenue
San Jose, CA 95112
Attention: Fran Thle

Client Project ID: Chevron 9-1583 / 970123-K1
Matrix: Liquid

Work Order #: 9701D12 -01, 04-05, 07

Reported: Jan 31, 1997

QUALITY CONTROL DATA REPORT

Analyte:	Benzene	Toluene	Ethyl Benzene	Xylenes
QC Batch#:	GC012797BTEX21A	GC012797BTEX21A	GC012797BTEX21A	GC012797BTEX21A
Analy. Method:	EPA 8020	EPA 8020	EPA 8020	EPA 8020
Prep. Method:	EPA 5030	EPA 5030	EPA 5030	EPA 5030

Analyst:	D. Jirsa	D. Jirsa	D. Jirsa	D. Jirsa
MS/MSD #:	970191701	970191701	970191701	970191701
Sample Conc.:	N.D.	N.D.	N.D.	N.D.
Prepared Date:	1/27/97	1/27/97	1/27/97	1/27/97
Analyzed Date:	1/27/97	1/27/97	1/27/97	1/27/97
Instrument I.D.#:	GCHP21	GCHP21	GCHP21	GCHP21
Conc. Spiked:	10 µg/L	10 µg/L	10 µg/L	30 µg/L
Result:	11	10	10	31
MS % Recovery:	110	100	100	103
Dup. Result:	11	10	10	32
MSD % Recov.:	110	100	100	107
RPD:	0.0	0.0	0.0	3.2
RPD Limit:	0-25	0-25	0-25	0-25

LCS #:	BLK012397	BLK012397	BLK012397	BLK012397
Prepared Date:	1/27/97	1/27/97	1/27/97	1/27/97
Analyzed Date:	1/27/97	1/27/97	1/27/97	1/27/97
Instrument I.D.#:	GCHP21	GCHP21	GCHP21	GCHP21
Conc. Spiked:	10 µg/L	10 µg/L	10 µg/L	30 µg/L
LCS Result:	11	10	10	30
LCS % Recov.:	110	100	100	100

MS/MSD	60-140	60-140	60-140	60-140
LCS	70-130	70-130	70-130	70-130
Control Limits				

SEQUOIA ANALYTICAL

Peggy Fenner
Project Manager

Please Note:
The LCS is a control sample of known, interferent-free matrix that is analyzed using the same reagents, preparation, and analytical methods employed for the samples. The matrix spike is an aliquot of sample fortified with known quantities of specific compounds and subjected to the entire analytical procedure. If the recovery of analytes from the matrix spike does not fall within specified control limits due to matrix interference, the LCS recovery is to be used to validate the batch.





Blaine Tech Services, Inc.
1680 Rogers Avenue
San Jose, CA 95112
Attention: Fran Thie

Client Project ID: Chevron 9-1583 / 970123-K1
Matrix: Liquid

Work Order #: 9701D12-02

Reported: Jan 31, 1997

QUALITY CONTROL DATA REPORT

Analyte:	Benzene	Toluene	Ethyl Benzene	Xylenes
QC Batch#:	GC012897BTEX02A	GC012897BTEX02A	GC012897BTEX02A	GC012897BTEX02A
Analy. Method:	EPA 8020	EPA 8020	EPA 8020	EPA 8020
Prep. Method:	EPA 5030	EPA 5030	EPA 5030	EPA 5030

Analyst:	A. MirafTAB	A. MirafTAB	A. MirafTAB	A. MirafTAB
MS/MSD #:	9701D1204	9701D1204	9701D1204	9701D1204
Sample Conc.:	N.D.	N.D.	N.D.	N.D.
Prepared Date:	1/28/97	1/28/97	1/28/97	1/28/97
Analyzed Date:	1/28/97	1/28/97	1/28/97	1/28/97
Instrument I.D.#:	GCHP2	GCHP2	GCHP2	GCHP2
Conc. Spiked:	10 µg/L	10 µg/L	10 µg/L	30 µg/L

Result:	9.0	9.0	9.0	30
MS % Recovery:	90	90	90	100

Dup. Result:	8.5	8.5	8.6	28
MSD % Recov.:	85	85	86	93

RPD:	5.7	5.7	4.5	6.9
RPD Limit:	0-25	0-25	0-25	0-25

LCS #:	BLK012897	BLK012897	BLK012897	BLK012897
Prepared Date:	1/28/97	1/28/97	1/28/97	1/28/97
Analyzed Date:	1/28/97	1/28/97	1/28/97	1/28/97
Instrument I.D.#:	GCHP2	GCHP2	GCHP2	GCHP2
Conc. Spiked:	10 µg/L	10 µg/L	10 µg/L	30 µg/L
LCS Result:	8.0	7.9	8.0	26
LCS % Recov.:	80	79	80	87

MS/MSD	60-140	60-140	60-140	60-140
LCS	70-130	70-130	70-130	70-130
Control Limits				

SEQUOIA ANALYTICAL

Reggy Penner
Project Manager

Please Note:

The LCS is a control sample of known, interferent-free matrix that is analyzed using the same reagents, preparation, and analytical methods employed for the samples. The matrix spike is an aliquot of sample fortified with known quantities of specific compounds and subjected to the entire analytical procedure. If the recovery of analytes from the matrix spike does not fall within specified control limits due to matrix interference, the LCS recovery is to be used to validate the batch.

** MS= Matrix Spike, MSD=MS Duplicate, RPD=Relative % Difference

9701D12.BLA <2>





Sequoia Analytical

680 Chesapeake Drive
404 N. Wiget Lane
819 Striker Avenue, Suite 8

Redwood City, CA 94063
Walnut Creek, CA 94598
Sacramento, CA 95834

(415) 364-9600
(510) 988-9600
(916) 921-9600

FAX (415) 364-9233
FAX (510) 988-9673
FAX (916) 921-0100

Blaine Tech Services, Inc.
1680 Rogers Avenue
San Jose, CA 95112
Attention: Fran Thie

Client Project ID: Chevron 9-1583 / 970123-K1
Matrix: Liquid

Work Order #: 9701D12-03, 06

Reported: Jan 31, 1997

QUALITY CONTROL DATA REPORT

Analyte:	Benzene	Toluene	Ethyl Benzene	Xylenes
QC Batch#:	GC012797BTEX17A	GC012797BTEX17A	GC012797BTEX17A	GC012797BTEX17A
Analy. Method:	EPA 8020	EPA 8020	EPA 8020	EPA 8020
Prep. Method:	EPA 5030	EPA 5030	EPA 5030	EPA 5030

Analyst:	A. MirafTAB	A. MirafTAB	A. MirafTAB	A. MirafTAB
MS/MSD #:	970191703	970191703	970191703	970191703
Sample Conc.:	N.D.	N.D.	N.D.	N.D.
Prepared Date:	1/27/97	1/27/97	1/27/97	1/27/97
Analyzed Date:	1/27/97	1/27/97	1/27/97	1/27/97
Instrument I.D.#:	GCHP17	GCHP17	GCHP17	GCHP17
Conc. Spiked:	10 µg/L	10 µg/L	10 µg/L	30 µg/L
Result:	8.7	8.3	8.4	25
MS % Recovery:	87	83	84	83
Dup. Result:	7.4	7.2	7.2	22
MSD % Recov.:	74	72	72	73
RPD:	16	14	15	13
RPD Limit:	0-25	0-25	0-25	0-25

LCS #:	BLK012797	BLK012797	BLK012797	BLK012797
Prepared Date:	1/27/97	1/27/97	1/27/97	1/27/97
Analyzed Date:	1/27/97	1/27/97	1/27/97	1/27/97
Instrument I.D.#:	GCHP17	GCHP17	GCHP17	GCHP17
Conc. Spiked:	10 µg/L	10 µg/L	10 µg/L	30 µg/L
LCS Result:	8.2	8.0	8.0	24
LCS % Recov.:	82	80	80	80

MS/MSD	60-140	60-140	60-140	60-140
LCS	70-130	70-130	70-130	70-130
Control Limits				

SEQUOIA ANALYTICAL

Roggy Penner
Project Manager

Please Note:

The LCS is a control sample of known, interferent-free matrix that is analyzed using the same reagents, preparation, and analytical methods employed for the samples. The matrix spike is an aliquot of sample fortified with known quantities of specific compounds and subjected to the entire analytical procedure. If the recovery of analytes from the matrix spike does not fall within specified control limits due to matrix interference, the LCS recovery is to be used to validate the batch.

** MS= Matrix Spike, MSD= MS Duplicate, RPD= Relative % Difference

9701D12.BLA <3>





Blaine Tech Services, Inc.
1680 Rogers Avenue
San Jose, CA 95112
Attention: Fran Thle

Client Project ID: Chevron 9-1583 / 970123-K1
Matrix: Liquid

Work Order #: 9701D12-06-07

Reported: Jan 31, 1997

QUALITY CONTROL DATA REPORT

Analyte: Diesel
QC Batch#: GC0127970HBPEXA
Analy. Method: EPA 8015M
Prep. Method: EPA 3510

Analyst: B. Sullivan
MS/MSD #: 9701D1207
Sample Conc.: 1900
Prepared Date: 1/27/97
Analyzed Date: 1/29/97
Instrument I.D.#: GCHP4
Conc. Spiked: 1000 µg/L

Result: 2900
MS % Recovery: 100

Dup. Result: 3100
MSD % Recov.: 120

RPD: 6.7
RPD Limit: 0-50

LCS #: BLK012797
Prepared Date: 1/27/97
Analyzed Date: 1/28/97
Instrument I.D.#: GCHP4
Conc. Spiked: 1000 µg/L

LCS Result: 1200
LCS % Recov.: 120

MS/MSD 50-150
LCS 60-140
Control Limits

Please Note:
The LCS is a control sample of known, interferent-free matrix that is analyzed using the same reagents, preparation, and analytical methods employed for the samples. The matrix spike is an aliquot of sample fortified with known quantities of specific compounds and subjected to the entire analytical procedure. If the recovery of analytes from the matrix spike does not fall within specified control limits due to matrix interference, the LCS recovery is to be used to validate the batch.

SEQUOIA ANALYTICAL

Peggy Penner
Project Manager

** MS= Matrix Spike, MSD=MS Duplicate, RPD= Relative % Difference

9701D12.BLA <4>



Yes

No

Fax copy of Lab Report and COC to Chevron Contact:

Chain-of-Custody-Record

Chevron U.S.A. Inc.
P.O. BOX 5004
San Ramon, CA 94583
FAX (415)842-9591

Chevron Facility Number 9-1583
Facility Address 5509 Martin Luther King Jr. Way, Oakland, CA
Consultant Project Number 970123-K1
Consultant Name Blaine Tech Services, Inc.
Address 1680 Rogers Ave., San Jose, CA 95112
Project Contact (Name) Fran Thie
(Phone) (408)573-0555 (Fax Number) (408)573-7771

Chevron Contact (Name) Phil Briggs
(Phone) (510) 842-9136

Laboratory Name _____
Laboratory Release Number 9034796

Samples Collected by (Name) Keith Brown
Collection Date 1/23/97
Signature [Signature]

Sample Number	Lab Sample Number	Number of Containers	Matrix S = Soil W = Water A = Air C = Charcoal	Type C = Grab G = Composite D = Discrete	Time	Sample Preservation	Iced (Yes or No)	Analytes To Be Performed										Remarks	
								BTEX + TPH GAS (8020 + 8015)	TPH Diesel (8015)	Oil and Grease (5520)	Purgeable Halocarbons (8010)	Purgeable Aromatics (8020)	Purgeable Organics (8240)	Extractable Organics (8270)	Metals Cd, Cr, Pb, Zn, Ni (ICAP or AA)	MVBE	Motor Oil		
NW1	1	3	W	D	1045	HCl		X	X	X	X	X	X	X	X	X	X	X	
NW2	2				1030			X	X	X	X	X	X	X	X	X	X	X	
NW3	3				1055			X	X	X	X	X	X	X	X	X	X	X	
NW4	4				930			X	X	X	X	X	X	X	X	X	X	X	
NW5	5				910			X	X	X	X	X	X	X	X	X	X	X	
NW70	6				950	/NONE		X	X	X	X	X	X	X	X	X	X	X	
NW80	7				1005	/NONE		X	X	X	X	X	X	X	X	X	X	X	
TB1	8	2			-			X	X	X	X	X	X	X	X	X	X	X	

DO NOT BILL
FOR TB-LB

Remarks

Relinquished By (Signature)

[Signature]

Organization

BTS

Date/Time

1/24 1115

Received By (Signature)

[Signature]

Organization

SEO

Date/Time

1/24 1115

Turn Around Time (Circle Choice)

- 24 Hrs.
- 48 Hrs.
- 5 Days
- 10 Days
- As Contracted

10 Days

Relinquished By (Signature)

[Signature]

Organization

SEO

Date/Time

1/24/97

Received By (Signature)

[Signature]

Organization

SEO

Date/Time

1/24/97

Relinquished For Laboratory By (Signature)

[Signature]

Organization

SEO

Date/Time

1/24/97

Field Data Sheets

CHEVRON WELL MONITORING DATA SHEET

Project #: <u>970123-K1</u>	Station #: <u>9-1583</u>
Sampler: <u>ICCB</u>	Date: <u>1/23</u>
Well I.D.: <u>NW1</u>	Well Diameter: 2 <u>(3)</u> 4 6 8
Total Well Depth: <u>1954</u>	Depth to Water: <u>769</u>
Depth to Free Product: <u>←</u>	Thickness of Free Product (feet):
Referenced to: <u>(NVC)</u> Grade	D.O. Meter (if req'd): YSI HACH

Well Diameter	Multiplier	Well Diameter	Multiplier
2"	0.16	5"	1.02
3"	0.37	6"	1.47
4"	0.65	Other	radius ² * 0.163

Purge Method: <u>Bailer</u> Disposable Bailer Middleburg Electric Submersible Extraction Pump Other: _____	Sampling Method: <u>Bailer</u> Disposable Bailer Extraction Port Other: _____
---	--

<u>4.4</u>	x	<u>3</u>	=	<u>132</u> Gals.
1 Case Volume (Gals.)		Specified Volumes		Calculated Volume

Time	Temp (°F)	pH	Cond.	Gals. Removed	Observations
<u>1038</u>	<u>65.0</u>	<u>7.2</u>	<u>460</u>	<u>5.0</u>	<u>dark grey-silty</u>
<u>1039</u>	<u>65.8</u>	<u>6.7</u>	<u>420</u>	<u>10.0</u>	<u>slight fuel odor</u>
<u>1040</u>	<u>66.9</u>	<u>6.8</u>	<u>460</u>	<u>14.0</u>	

Did well dewater? Yes <u>(No)</u>	Gallons actually evacuated: <u>14.0</u>
Sampling Time: <u>1045</u>	Sampling Date: <u>1/23</u>
Sample I.D.: <u>NW1</u>	Laboratory: <u>(Sequoia)</u> GTEL N. Creek Assoc. Labs
Analyzed for: <u>(TPH-G)</u> <u>(BTEX)</u> <u>(MTBE)</u> TPH-D Other:	
Duplicate I.D.:	Analyzed for: TPH-G BTEX MTBE TPH-D Other:
D.O. (if req'd):	Pre-purge: _____ mg/L Post-purge: _____ mg/L
O.R.P. (if req'd):	Pre-purge: _____ mV Post-purge: _____ mV

CHEVRON WELL MONITORING DATA SHEET

Project #: <u>970123-1C1</u>	Station #: <u>9-1583</u>
Sampler: <u>KEB</u>	Date: <u>1/23</u>
Well I.D.: <u>MW2</u>	Well Diameter: 2 <u>(3)</u> 4 6 8 <u> </u>
Total Well Depth: <u>1870</u>	Depth to Water: <u>830</u>
Depth to Free Product: <u> </u>	Thickness of Free Product (feet): <u> </u>
Referenced to: <u>(PVC)</u> Grade	D.O. Meter (if req'd): <u> </u> YSI <u> </u> HACH

Well Diameter	Multiplier	Well Diameter	Multiplier
2"	0.16	5"	1.02
3"	0.37	6"	1.47
4"	0.65	Other	radius ² * 0.163

Purge Method: <u> </u> Bailer Disposable Bailer Middleburg Electric Submersible Extraction Pump Other: <u> </u>	Sampling Method: <u> </u> Bailer Disposable Bailer Extraction Port Other: <u> </u>
--	---

<u>38</u>	x	<u>3</u>	=	<u>11.4</u>	Gals.
1 Case Volume (Gals.)		Specified Volumes		Calculated Volume	

Time	Temp (°F)	pH	Cond.	Gals. Removed	Observations
<u>1026</u>	<u>66.2</u>	<u>7.6</u>	<u>500</u>	<u>4.0</u>	<u>silk</u>
<u>1027</u>	<u>67.0</u>	<u>7.4</u>	<u>480</u>	<u>8.0</u>	
<u>1028</u>	<u>67.4</u>	<u>7.3</u>	<u>480</u>	<u>12.0</u>	

Did well dewater? Yes <u>(No)</u>	Gallons actually evacuated: <u>12.0</u>
Sampling Time: <u>1030</u>	Sampling Date: <u>1/23</u>
Sample I.D.: <u>MW2</u>	Laboratory: <u>(Sequoia)</u> GTEL N. Creek Assoc. Labs
Analyzed for: <u>TPH-G</u> <u>BTEX</u> <u>MTBE</u> TPH-D Other: <u> </u>	
Duplicate I.D.: <u> </u>	Analyzed for: TPH-G BTEX MTBE TPH-D Other: <u> </u>
D.O. (if req'd):	Pre-purge: <u> </u> mg/L Post-purge: <u> </u> mg/L
O.R.P. (if req'd):	Pre-purge: <u> </u> mV Post-purge: <u> </u> mV

CHEVRON WELL MONITORING DATA SHEET

Project #: <u>970123-K1</u>	Station #: <u>9-1583</u>
Sampler: <u>KAB</u>	Date: <u>1/23</u>
Well I.D.: <u>NW3</u>	Well Diameter: 2 <u>(3)</u> 4 6 8 <u> </u>
Total Well Depth: <u>1954</u>	Depth to Water: <u>926</u>
Depth to Free Product: <u> </u>	Thickness of Free Product (feet): <u> </u>
Referenced to: <u>PVC</u> <input checked="" type="checkbox"/> Grade	D.O. Meter (if req'd): <u> </u> YSI <input type="checkbox"/> HACH <input type="checkbox"/>

Well Diameter	Multiplier	Well Diameter	Multiplier
2"	0.16	5"	1.02
3"	0.37	6"	1.47
4"	0.65	Other	radius ² * 0.163

Purge Method: <input type="checkbox"/> Bailor <input type="checkbox"/> Disposable Bailor <input type="checkbox"/> Middleburg <input checked="" type="checkbox"/> Electric Submersible <input type="checkbox"/> Extraction Pump Other: <u> </u>	Sampling Method: <input type="checkbox"/> Bailor <input checked="" type="checkbox"/> Disposable Bailor <input type="checkbox"/> Extraction Port Other: <u> </u>
---	--

<u>3.8</u>	x	<u>3</u>	=	<u>11.4</u>	Gals.
1 Case Volume (Gals.)		Specified Volumes		Calculated Volume	

Time	Temp (°F)	pH	Cond.	Gals. Removed	Observations
1051	62.8	7.4	300	4.0	dk grey - silty
1052	63.2	7.0	240	8.0	
1053	64.2	7.1	260	12.0	

Did well dewater? Yes <input type="checkbox"/> No <input checked="" type="checkbox"/>	Gallons actually evacuated: <u>12.0</u>
Sampling Time: <u>1055</u>	Sampling Date: <u>1/23</u>
Sample I.D.: <u>NW3</u>	Laboratory: <u>(Sequoia)</u> GTEL N. Creek Assoc. Labs
Analyzed for: <u>TPH-G</u> <u>(BTEX)</u> <u>(MTBE)</u> TPH-D Other: <u> </u>	
Duplicate I.D.: <u> </u>	Analyzed for: TPH-G BTEX MTBE TPH-D Other: <u> </u>
D.O. (if req'd):	Pre-purge: <u> </u> ^{mg/L} Post-purge: <u> </u> ^{mg/L}
O.R.P. (if req'd):	Pre-purge: <u> </u> mV Post-purge: <u> </u> mV

CHEVRON WELL MONITORING DATA SHEET

Project #: <u>970123-41</u>	Station #: <u>9-1588</u>
Sampler: <u>KCB</u>	Date: <u>1/23</u>
Well I.D.: <u>NW4</u>	Well Diameter: <u>(2)</u> 3 4 6 8
Total Well Depth: <u>2503</u>	Depth to Water: <u>953</u>
Depth to Free Product: _____	Thickness of Free Product (feet): _____
Referenced to: <u>(PVC)</u> Grade	D.O. Meter (if req'd): YSI HACH

Well Diameter	Multiplier	Well Diameter	Multiplier
2"	0.16	5"	1.02
3"	0.37	6"	1.47
4"	0.65	Other	radius ² * 0.163

Purge Method: Bailer Disposable Bailer <input checked="" type="checkbox"/> Middleburg Electric Submersible Extraction Pump Other: _____	Sampling Method: Bailer Disposable Bailer <input checked="" type="checkbox"/> Extraction Port Other: _____
--	---

<u>2.5</u>	x	<u>3</u>	=	<u>7.5</u>	Gals.
1 Case Volume (Gals.)		Specified Volumes		Calculated Volume	

Time	Temp (°F)	pH	Cond.	Gals. Removed	Observations
<u>922</u>	<u>64.8</u>	<u>6.7</u>	<u>780</u>	<u>2.5</u>	
<u>925</u>	<u>65.4</u>	<u>6.7</u>	<u>870</u>	<u>5.0</u>	
<u>928</u>	<u>66.0</u>	<u>6.8</u>	<u>880</u>	<u>7.5</u>	

Did well dewater?	Yes <input type="checkbox"/>	No <input checked="" type="checkbox"/>	Gallons actually evacuated: <u>7.5</u>
Sampling Time: <u>930</u>	Sampling Date: <u>1/23</u>		
Sample I.D.: <u>NW4</u>	Laboratory: <u>(Sequoia)</u> GTEL N. Creek Assoc. Labs		
Analyzed for: <u>(TPH-G)</u> <u>(BTEX)</u> <u>(MTBE)</u> TPH-D Other:			
Duplicate I.D.:	Analyzed for: TPH-G BTEX MTBE TPH-D Other:		
D.O. (if req'd):	Pre-purge:	<u>mg/L</u>	Post-purge: <u>mg/L</u>
O.R.P. (if req'd):	Pre-purge:	<u>mV</u>	Post-purge: <u>mV</u>

CHEVRON WELL MONITORING DATA SHEET

Project #: <u>970123-K1</u>	Station #: <u>9-1583</u>
Sampler: <u>KCB</u>	Date: <u>1/23</u>
Well I.D.: <u>NW5</u>	Well Diameter: <u>2</u> 3 4 6 8
Total Well Depth: <u>1970</u>	Depth to Water: <u>723</u>
Depth to Free Product: <u>—</u>	Thickness of Free Product (feet):
Referenced to: <u>PVC</u> Grade	D.O. Meter (if req'd): YSI HACH

Well Diameter	Multiplier	Well Diameter	Multiplier
2"	0.16	5"	1.02
3"	0.37	6"	1.47
4"	0.65	Other	radius ² * 0.163

Purge Method: <input checked="" type="checkbox"/> Bailer <input type="checkbox"/> Disposable Bailer <input type="checkbox"/> Middleburg <input type="checkbox"/> Electric Submersible <input type="checkbox"/> Extraction Pump Other: _____	Sampling Method: <input checked="" type="checkbox"/> Bailer <input type="checkbox"/> Disposable Bailer <input type="checkbox"/> Extraction Port Other: _____
--	---

<u>2.0</u>	x	<u>3</u>	=	<u>6.0</u>	Gals.
1 Case Volume (Gals.)		Specified Volumes		Calculated Volume	

Time	Temp (°F)	pH	Cond.	Gals. Removed	Observations
903	63.0	6.8	660	2.0	
906	63.2	6.8	620	4.0	light tan/silty
908	63.4	6.8	630	6.0	

Did well dewater? Yes <input type="checkbox"/> No <input checked="" type="checkbox"/>	Gallons actually evacuated: <u>6.0</u>
Sampling Time: <u>9:10</u>	Sampling Date: <u>1/23</u>
Sample I.D.: <u>NW5</u>	Laboratory: <u>Sequoia</u> GTEL N. Creek Assoc. Labs
Analyzed for: <input checked="" type="checkbox"/> TPH-G <input checked="" type="checkbox"/> BTEX <input checked="" type="checkbox"/> MTBE <input type="checkbox"/> TPH-D Other:	
Duplicate I.D.:	Analyzed for: TPH-G BTEX MTBE TPH-D Other:
D.O. (if req'd):	Pre-purge: <input type="checkbox"/> mg/L Post-purge: <input type="checkbox"/> mg/L
O.R.P. (if req'd):	Pre-purge: <input type="checkbox"/> mV Post-purge: <input type="checkbox"/> mV

CHEVRON WELL MONITORING DATA SHEET

Project #: <u>970123-1C1</u>	Station #: <u>9-1583</u>
Sampler: <u>KEB</u>	Date: <u>1/23</u>
Well I.D.: <u>NW7</u>	Well Diameter: <u>(2)</u> 3 4 6 8
Total Well Depth: <u>1957</u>	Depth to Water: <u>872</u>
Depth to Free Product: <u>—</u>	Thickness of Free Product (feet):
Referenced to: <u>(N/C)</u> Grade	D.O. Meter (if req'd): YSI HACH

Well Diameter	Multiplier	Well Diameter	Multiplier
2"	0.16	5"	1.02
3"	0.37	6"	1.47
4"	0.65	Other	radius ² * 0.163

Purge Method: <input type="checkbox"/> Bailer <input checked="" type="checkbox"/> Disposable Bailer <input type="checkbox"/> Middleburg <input type="checkbox"/> Electric Submersible <input type="checkbox"/> Extraction Pump Other: _____	Sampling Method: <input type="checkbox"/> Bailer <input checked="" type="checkbox"/> Disposable Bailer <input type="checkbox"/> Extraction Port Other: _____
--	---

<u>1.7</u>	x	<u>3</u>	=	<u>5.1</u>	Gals.
1 Case Volume (Gals.)		Specified Volumes		Calculated Volume	

Time	Temp (°F)	pH	Cond.	Gals. Removed	Observations
<u>940</u>	<u>62.2</u>	<u>6.7</u>	<u>1000</u>	<u>2.0</u>	<u>— seen —</u>
<u>942</u>	<u>638</u>	<u>6.8</u>	<u>930</u>	<u>4.0</u>	
<u>945</u>	<u>634</u>	<u>6.7</u>	<u>920</u>	<u>5.5</u>	

Did well dewater? Yes <input type="checkbox"/> No <input checked="" type="checkbox"/>	Gallons actually evacuated: <u>5.5</u>
Sampling Time: <u>950</u>	Sampling Date: <u>1/23</u>
Sample I.D.: <u>NW7</u>	Laboratory: <u>(Segueta)</u> GTEL N. Creek Assoc. Labs
Analyzed for: TPH-G BTEX MTBE TPH-D <u>Other</u> <u>Motor Oil</u>	
Duplicate I.D.:	Analyzed for: TPH-G BTEX MTBE TPH-D Other:
D.O. (if req'd):	Pre-purge: _____ mg/L Post-purge: _____ mg/L
O.R.P. (if req'd):	Pre-purge: _____ mV Post-purge: _____ mV

CHEVRON WELL MONITORING DATA SHEET

Project #: <u>970123-141</u>	Station #: <u>9-1583</u>
Sampler: <u>KeB</u>	Date: <u>1/23</u>
Well I.D.: <u>NW 8</u>	Well Diameter: 2 3 4 6 8 <u> </u>
Total Well Depth: <u>1942</u>	Depth to Water: <u>820</u>
Depth to Free Product: <u> </u>	Thickness of Free Product (feet): <u> </u>
Referenced to: <u>PVC</u> Grade	D.O. Meter (if req'd): YSI HACH

Well Diameter	Multiplier	Well Diameter	Multiplier
2"	0.16	5"	1.02
3"	0.37	6"	1.47
4"	0.65	Other	radius ² * 0.163

Purge Method: <u>Bailer</u>	Sampling Method: <u>Bailer</u>
<input type="checkbox"/> Disposable Bailer	<input type="checkbox"/> Disposable Bailer
<input type="checkbox"/> Middleburg	<input type="checkbox"/> Extraction Port
<input type="checkbox"/> Electric Submersible	Other: <u> </u>
<input type="checkbox"/> Extraction Pump	
Other: <u> </u>	

<u>1.8</u>	x	<u>3</u>	=	<u>5.4</u>	Gals.
1 Case Volume (Gals.)		Specified Volumes		Calculated Volume	

Time	Temp (°F)	pH	Cond.	Gals. Removed	Observations
<u>959</u>	<u>64.2</u>	<u>7.4</u>	<u>800</u>	<u>2.0</u>	<u>- clear -</u>
<u>1001</u>	<u>63.6</u>	<u>6.8</u>	<u>760</u>	<u>4.0</u>	
<u>1003</u>	<u>64.2</u>	<u>6.6</u>	<u>780</u>	<u>5.5</u>	

Did well dewater? Yes <input type="checkbox"/> No <input checked="" type="checkbox"/>	Gallons actually evacuated: <u>5.5</u>
Sampling Time: <u>1005</u>	Sampling Date: <u>1/23</u>
Sample I.D.: <u>NW 8</u>	Laboratory: <u>Sequoia</u> GTEL N. Creek Assoc. Labs
Analyzed for: <u>TPH-G</u> <u>BTEX</u> <u>MTBE</u> <u>TPH-D</u> Other: <u>Meter Oil</u>	
Duplicate I.D.: <u> </u>	Analyzed for: <u>TPH-G</u> <u>BTEX</u> <u>MTBE</u> <u>TPH-D</u> Other: <u> </u>
D.O. (if req'd):	Pre-purge: <u> </u> mg/L Post-purge: <u> </u> mg/L
O.R.P. (if req'd):	Pre-purge: <u> </u> mV Post-purge: <u> </u> mV