

Date: February 11, 2015
Project No.: 371-5-2
Prepared For: Mr. Michael Strahs
FEDERAL REALTY INVESTMENT TRUST
356 Santana Row, Suite 1005
San Jose, California, 95128
Re: Soil Quality Evaluation
East Bay Bridge Center Improvements
3839 Emery Street
Emeryville, California

Dear Mr. Strahs:

On behalf of Federal Realty Investment Trust (Federal Realty), Cornerstone Earth Group (Cornerstone) has prepared this letter presenting the results of the soil samples collected from the East Bay Bridge Center located at 3839 Emery Street in Emeryville, California (Site). This work was performed in accordance with our Agreement with Federal Realty dated December 5, 2014.

This soil sampling was performed to support preparation of the Soil Management Plan (SMP) Addendum dated January 30, 2015 for the proposed tenant improvements at the Site. As discussed in the SMP Addendum, in 1993 up to approximately 7 feet of petroleum hydrocarbon affected fill was placed at the Site and capped by the existing hardscape surfaces (i.e. asphalt pavement or concrete) and building pads. Please refer directly to the SMP Addendum for further details.

Purpose

Federal Realty is planning to install new landscaping at the Site that will require the excavation and off-haul of at least 1,200 cubic yards of soil. The landscape excavations will extend to a minimum depth of approximately 4 to 5 feet to accommodate the planned landscape improvements; however, additional over-excavation will be performed in some areas where total petroleum hydrocarbon (TPH) affected soil extends beyond the design finished sub-grade trench excavation.

The purpose of the soil sampling presented in this letter is to provide analytical data that can be used by the contractor to help obtain landfill pre-approval of the soil planned for excavation and off-haul.

Soil Sampling

On December 23, 2014, 10 exploratory borings (EB-1 through EB-10) were advanced at the Site to an approximate depth of 10 feet using a direct-push drill rig. The borings were located in

the approximate areas where landscape excavation activities are planned. The borings were continuously logged by a Cornerstone field geologist in general accordance with the Unified Soil Classification System (USCS). The soil samples collected from the exploratory borings were screened in the field for volatile hydrocarbons using an Organic Vapor Meter (OVM). The subsurface lithologic information, OVM readings, and sample collection intervals are included on the boring logs attached to this letter. Approximate boring locations are shown on Figures 3 and 4.

One fill sample was selected from each boring at depths ranging between approximately 3½ to 4½ feet based on field observations, OVM readings, odors, and/or other signs of apparent contamination. Native soil samples were also collected from the upper approximate ½ foot of soil below the approximate fill-native interface, and from depths of approximately 6, 8, and 10 feet. The ends of the liners were covered in Teflon film, fitted with plastic end caps, taped, and labeled with a unique identification number. Samples analyzed for volatile organic compounds (VOCs) were collected with additional sets of three, 5-gram Core N' One™ capsules following Department of Toxic Substances Control (DTSC) guidance. Each of the samples were placed in an ice-chilled cooler and transported to a state-certified analytical laboratory with chain of custody documentation.

Analytical Results

Discrete soil samples collected from the fill material and top of the underlying native soil were analyzed for TPHd and TPHo (EPA Test Method 8015B) with a silica gel cleanup, and gasoline-range total petroleum hydrocarbons (TPHg) and volatile organic compounds (VOCs) (EPA Test Method 8260B). Based on these initial analyses, additional (deeper) samples were analyzed for TPHd and TPHo.

For landfill profiling purposes, samples collected from within the fill were composited into 5, two-point composite samples. These composite samples were analyzed for California Assessment Manual (CAM) Metals (EPA Test Method 6010/7471), polyaromatic hydrocarbons (PAHs) (EPA Test Method 8270 SIM), organochlorine pesticides (OCPs) (EPA Test Method 8081), and polychlorinated biphenyls (PCBs) (EPA Test Method 8082).

Detected compounds are presented in the data summary tables attached to this letter. Analytical data sheets and chain of custody documentation are also attached. TPHd and TPHo analytical results are also presented on Figure 4. The analytical results were compared to Environmental Screening Levels (ESLs) established by the San Francisco Bay Regional Water Quality Control Board (Water Board, December 2013). Metals data was also compared to their respective Total Threshold Limit Concentration (TTLC) and/or Soluble Threshold Limit Concentration (STLC) at which a solid waste is considered a hazardous waste for waste disposal classification purposes per Title 26 of the California Code of Regulations.

As shown in Table 2, total and STLC lead were detected in composite sample Composite-3 (composite of discrete samples from EB-5 at 3 to 3½ feet and EB-6 at 3½ to 4 feet) at concentrations of 64 mg/kg and 14 mg/L, respectively. Based on these results, we requested the laboratory analyze the two discrete samples for total and STLC lead. Total lead was detected in the discrete samples at 64 and 13 mg/kg, respectively; soluble lead was detected at

2.5 and 0.37 mg/L, respectively. The laboratory reported a fair degree of heterogeneity within the samples, making it difficult to create a homogenized composite sample. The laboratory subsequently reanalyzed the Composite-3 sample and reported a soluble lead concentration of 2 mg/L. This data suggests that the initially reported STLC lead concentration in the Composite-3 sample appears anomalous, likely due to the heterogeneity of the sample.

Conclusions and Recommendations

Based on the analytical results, the soil planned for excavation in the landscape areas appears suitable for disposal at a non-hazardous landfill. We recommend Federal Realty's general contractor provide a copy of this letter and the SMP Addendum to their landfill representative. The landfill's acceptance criteria should be reviewed and compared to the data collected. Prior to selecting an excavation contractor, we also recommend obtaining written approval from the selected landfill to direct load and off-haul the excavated soils.

Limitations

This document, an instrument of professional service, was prepared for the sole use of Federal Realty and may not be reproduced or distributed to others without written authorization from Cornerstone. The chemical data presented in this report may change over time and are only valid for this time and location. Cornerstone makes no warranty, expressed or implied, except that our services have been performed in accordance with the environmental principles generally accepted at this time and location.

Sincerely,

Cornerstone Earth Group, Inc.

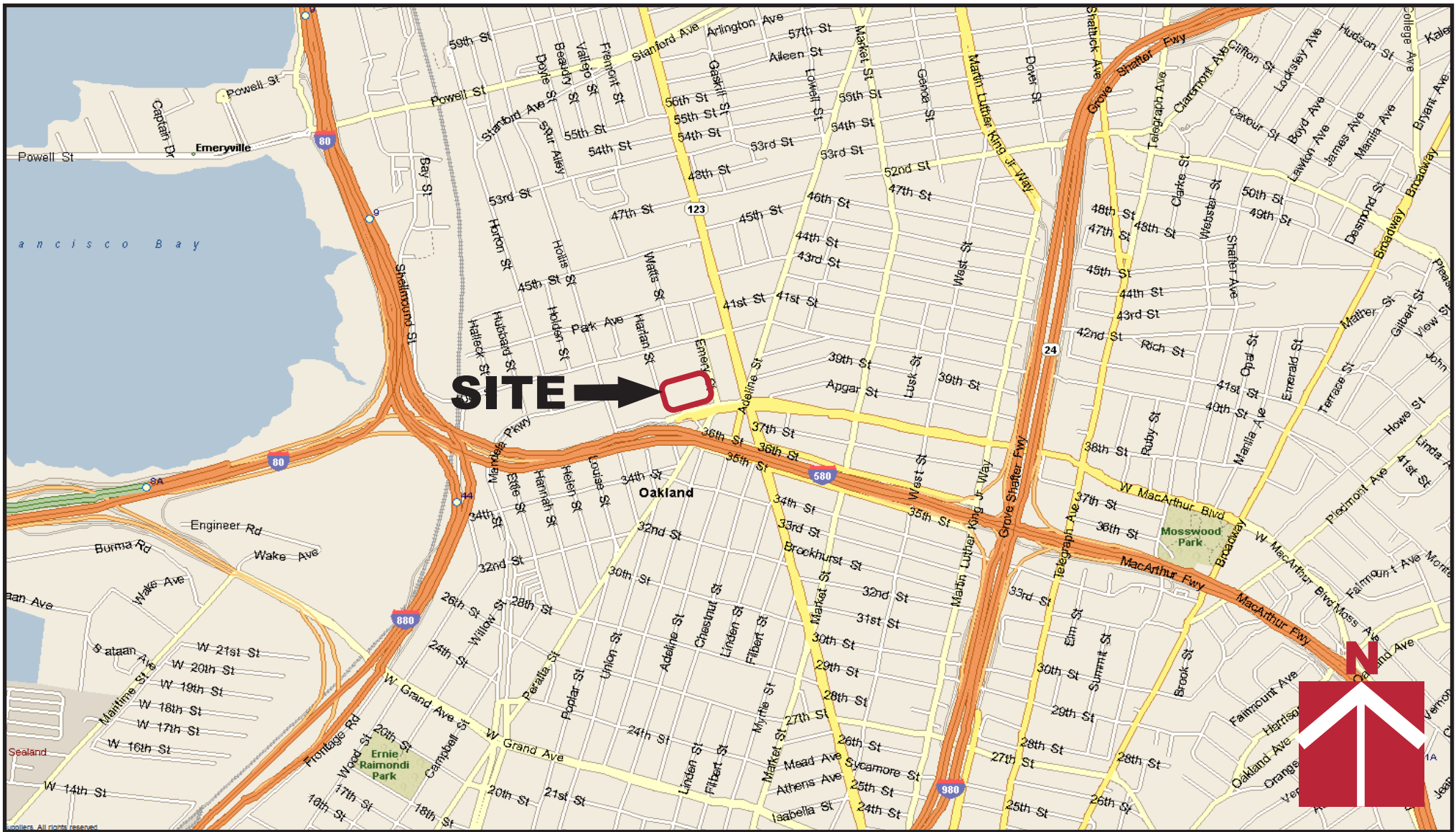


Christopher J. Heiny, P.G.
Senior Project Geologist



Kurt M. Soenen, P.E.
Principal Engineer

Attachments: Figures, Data Summary Tables, Boring Logs, Analytical Data Sheets



Vicinity Map

East Bay Bridge Project
 3839 Emery Street
 Emeryville, CA

Project Number

371-5-2

Figure Number

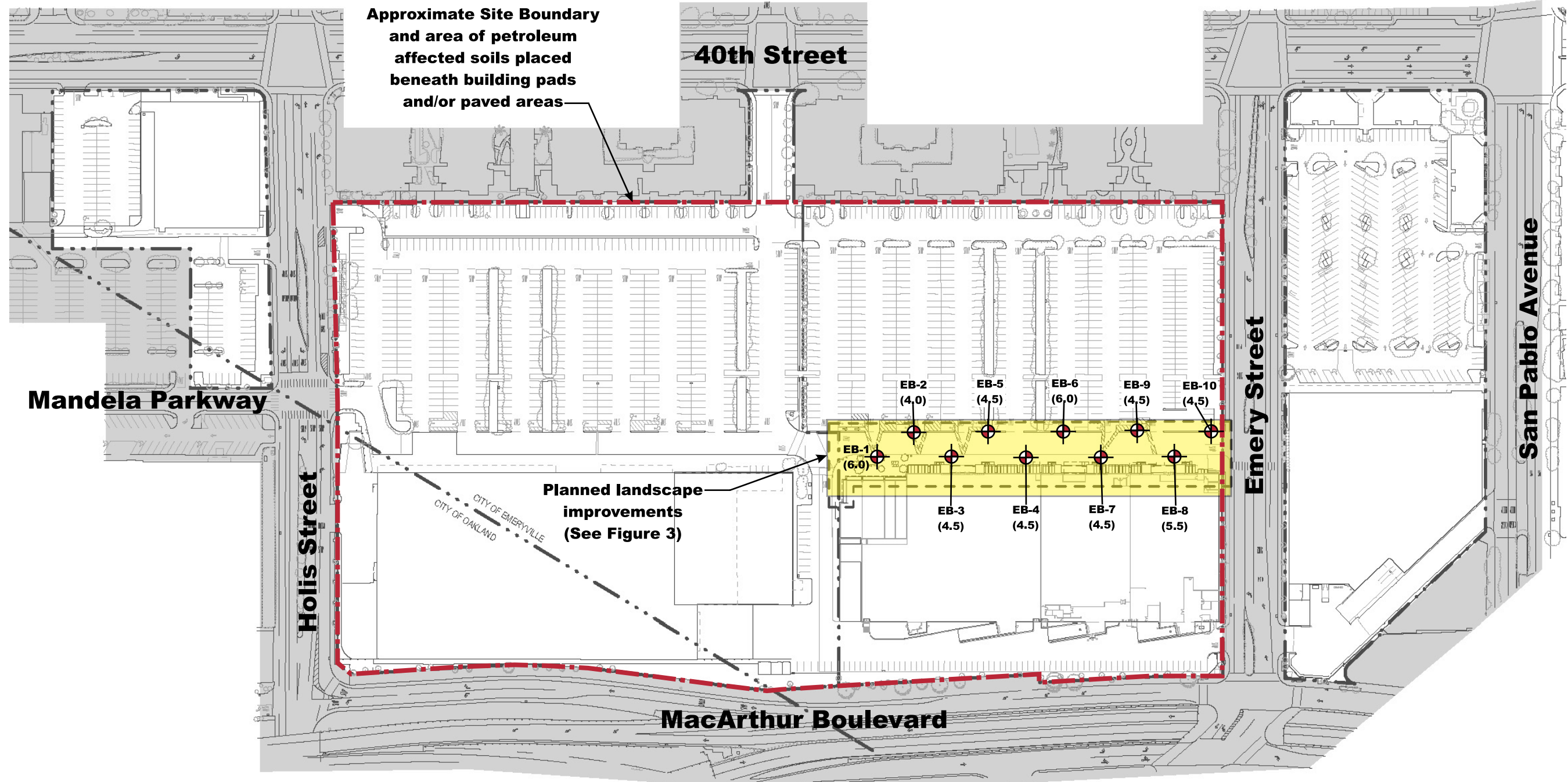
Figure 1

Date

December 2014

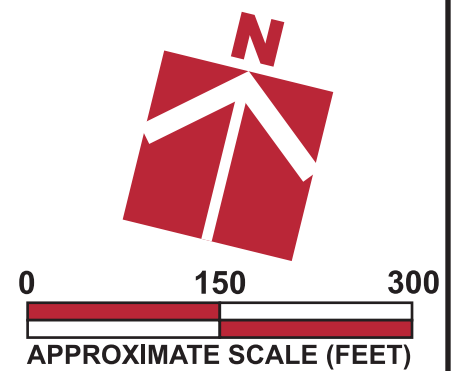
Drawn By

RRN

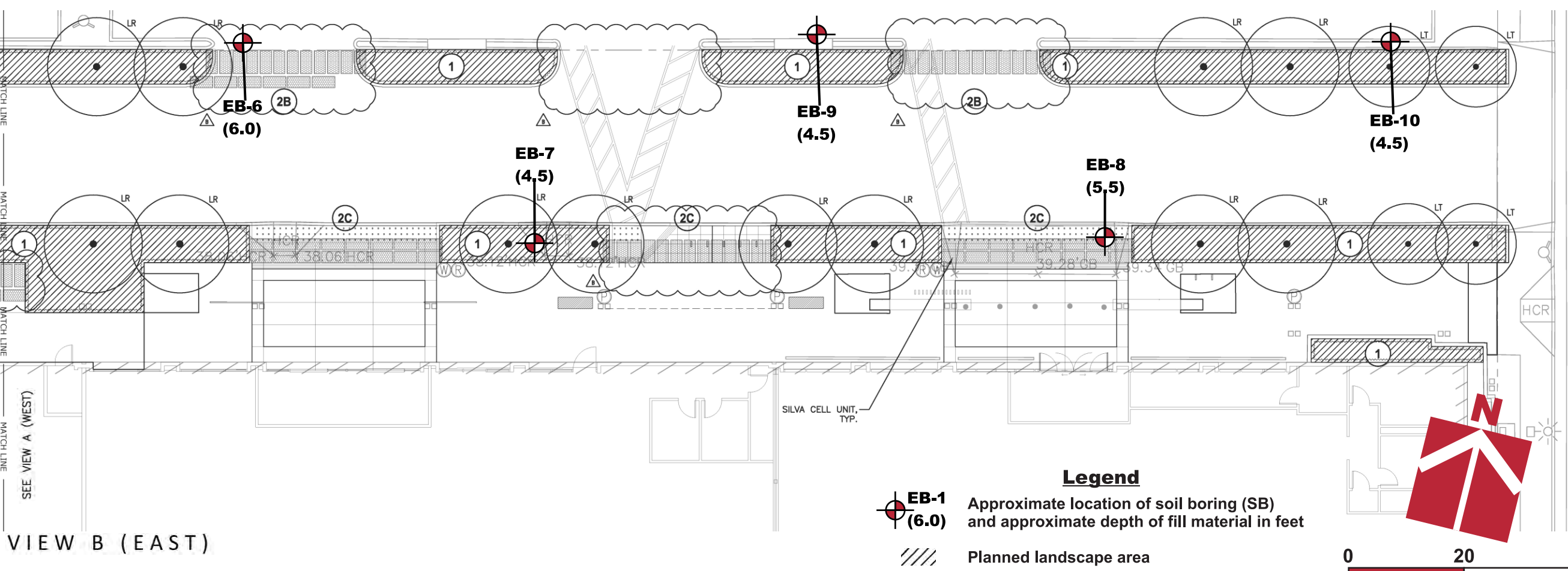
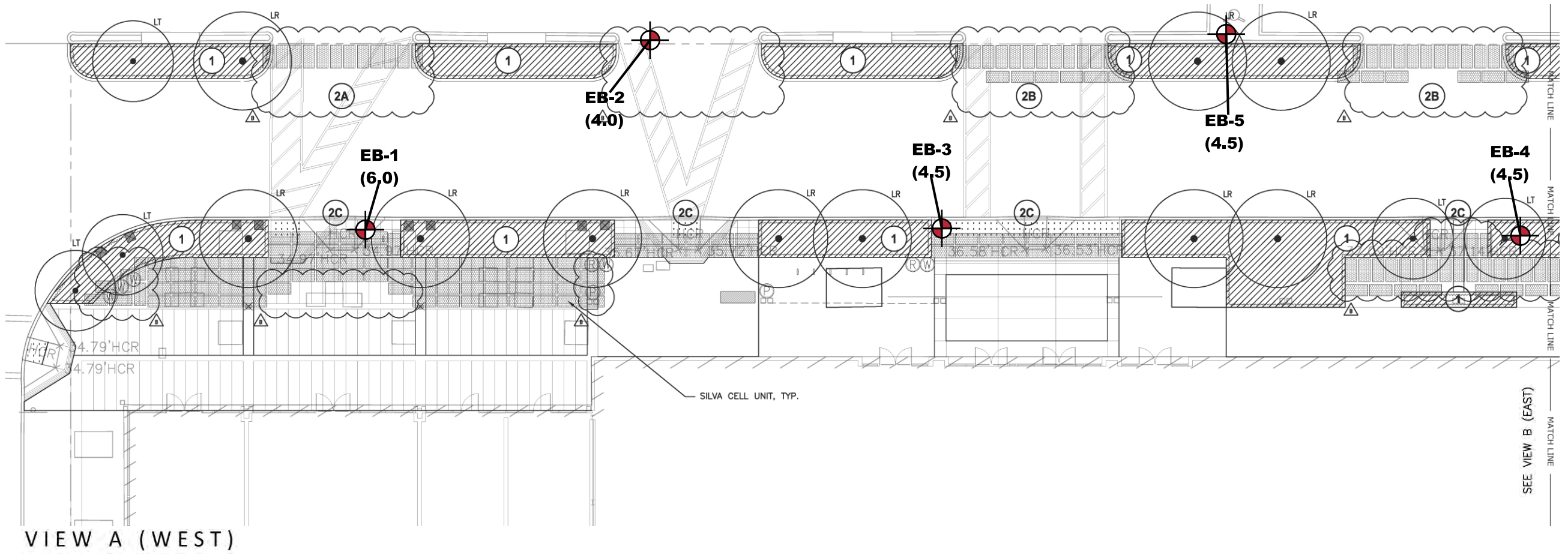


Legend

EB-1 (6.0) Approximate location of soil boring (SB) and approximate depth of fill material in feet

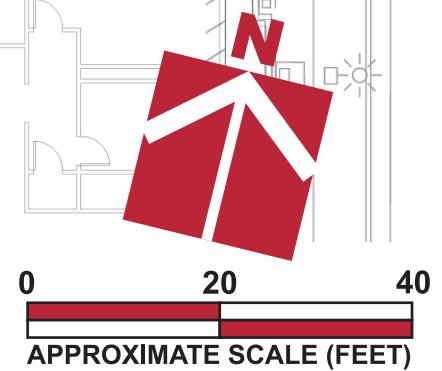


Project Number 371-5-1	Figure Number Figure 2	Date January 2015 Drawn By RRN
Site Plan East Bay Bridge Project 3839 Emery Street Emeryville, CA		



Legend

- EB-1 (6,0)** Approximate location of soil boring (SB) and approximate depth of fill material in feet
- Planned landscape area
- Planned Silva Cell area



Project Number	371-5-1
Figure Number	Figure 3
Date	January 2015
Drawn By	RRN

Planned Landscape Improvements

East Bay Bridge Project
 3839 Emery Street
 Emeryville, CA

Soil Analytical Data and Excavation Plan

East Bay Bridge Project
3839 Emery Street
Emeryville, CA

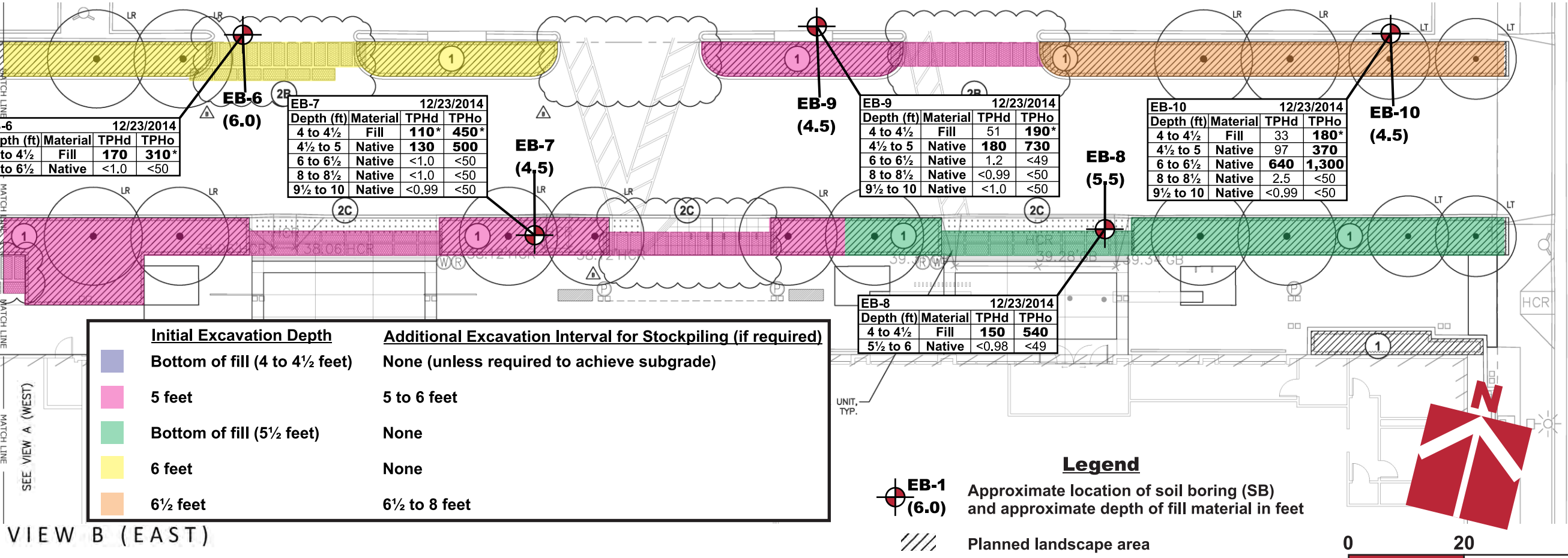
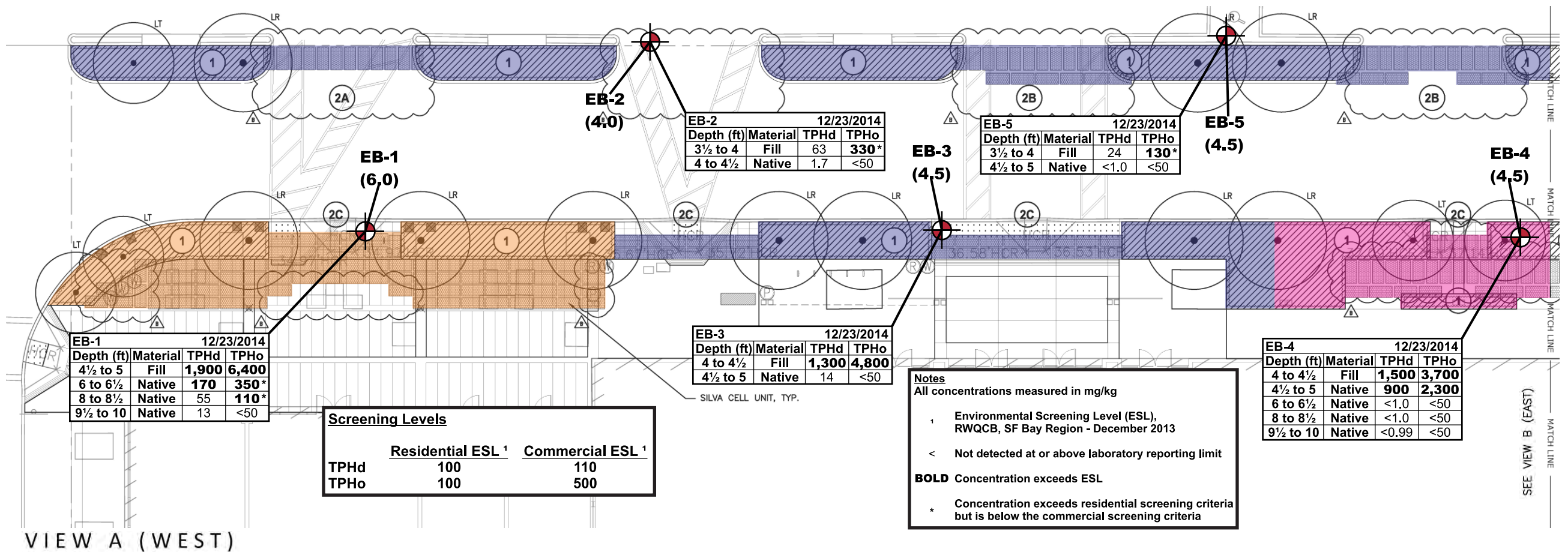


Table 1. Analytical Results of Selected Soil Samples
(Concentrations in mg/kg)

Sample Location	Sample ID	Date	Depth (feet)	Material	TPHd	TPHo	TPHg	Acetone	Other VOCs
EB-1	EB-1 (4.5-5)	12/23/2014	4½-5	Fill	1,900	6,400	<0.23	0.089	ND
	EB-1 (6-6.5)	12/23/2014	6-6½	Native	170	350*	<0.23	<0.047	ND
	EB-1 (8-8.5)	12/23/2014	8-8½	Native	55	110*	---	---	---
	EB-1 (9.5-10)	12/23/2014	9½-10	Native	13	<50	---	---	---
EB-2	EB-2 (3.5-4)	12/23/2014	3½-4	Fill	63	330*	<0.25	0.053	ND
	EB-2 (4-4.5)	12/23/2014	4-4½	Native	1.7	<50	---	---	---
EB-3	EB-3 (4-4.5)	12/23/2014	4-4½	Fill	1,300	4,800	<0.23	<0.047	ND
	EB-3 (4.5-5)	12/23/2014	4½-5	Native	14	<50	---	---	---
EB-4	EB-4 (4-4.5)	12/23/2014	4-4½	Fill	1,500	3,700	<0.28	<0.056	ND
	EB-4 (4.5-5)	12/23/2014	4½-5	Native	900	2,300	---	---	---
	EB-4 (6-6.5)	12/23/2014	6-6½	Native	<1.0	<50	---	---	---
	EB-4 (8-8.5)	12/23/2014	8-8½	Native	<1.0	<50	---	---	---
EB-5	EB-4 (9.5-10)	12/23/2014	9½-10	Native	<0.99	<50	---	---	---
	EB-5 (3.5-4)	12/23/2014	3½-4	Fill	24	130*	<0.26	<0.052	ND
EB-6	EB-5 (4.5-5)	12/23/2014	4½-5	Native	<1.0	<50	---	---	---
	EB-6 (4-4.5)	12/23/2014	4-4½	Fill	170	310*	<0.25	<0.05	ND
EB-7	EB-6 (6-6.5)	12/23/2014	6-6½	Native	<1.0	<50	---	---	---
	EB-7 (4-4.5)	12/23/2014	4-4½	Fill	110*	450*	<0.22	<0.043	ND
	EB-7 (4.5-5)	12/23/2014	4½-5	Native	130	500	---	---	---
	EB-7 (6-6.5)	12/23/2014	6-6½	Native	<1.0	<50	---	---	---
EB-8	EB-7 (8-8.5)	12/23/2014	8-8½	Native	<1.0	<50	---	---	---
	EB-7 (9.5-10)	12/23/2014	9½-10	Native	<0.99	<50	---	---	---
	EB-8 (4-4.5)	12/23/2014	4-4½	Fill	150	540	<0.25	<0.05	ND
EB-9	EB-8 (5.5-6)	12/23/2014	5½-6	Native	<0.98	<49	---	---	---
	EB-9 (4-4.5)	12/23/2014	4-4½	Fill	51	190*	<0.21	<0.042	ND
	EB-9 (4.5-5)	12/23/2014	4½-5	Native	180	730	---	---	---
	EB-9 (6-6.5)	12/23/2014	6-6½	Native	1.2	<49	---	---	---
EB-10	EB-9 (8-8.5)	12/23/2014	8-8½	Native	<0.99	<50	---	---	---
	EB-9 (9.5-10)	12/23/2014	9½-10	Native	<1.0	<50	---	---	---
	EB-10 (4-4.5)	12/23/2014	4-4½	Fill	33	180*	<0.24	<0.049	ND
	EB-10 (4.5-5)	12/23/2014	4½-5	Native	97	370	---	---	---
Residential ESL ¹	EB-10 (6-6.5)	12/23/2014	6-6½	Native	640	1,300	---	---	---
	EB-10 (8-8.5)	12/23/2014	8-8½	Native	2.5	<50	---	---	---
Commercial ESL ¹	EB-10 (9.5-10)	12/23/2014	9½-10	Native	<0.99	<50	---	---	---

1 Environmental Screening Level (ESL), RWQCB, San Francisco Bay Region – December 2013
 < Not detected at or above laboratory reporting limit
 NE Not Established
 --- Not Analyzed
 BOLD Concentration exceeds ESL
 * Concentration exceeds residential screening criteria but is below the commercial screening criteria

Table 2. Analytical Results of Selected Soil Samples
(Concentrations in mg/kg)

Sample ID	Location	Date	Material	Antimony	Arsenic	Barium	Beryllium	Cadmium	Chromium	Cobalt	Copper	Lead	Lead STLC	Mercury	Nickel	Selenium	Silver	Thallium	Vanadium	Zinc
COMPOSITE-1	EB-1(4-4.5) and EB-2(3-3.5)	12/23/2014	Fill	1.4	4.9	140	0.23	0.23	24	6.7	31	120	2.0	0.24	25	<0.88	<0.22	<0.44	26	130
COMPOSITE-2	EB-3(3.5-4) and EB-4(3.5-4)	12/23/2014	Fill	<1.9	5.9	170	0.46	<0.47	38	9.1	29	35	---	0.17	44	<3.8	<0.94	<1.9	35	77
COMPOSITE-3	EB-5(3-3.5) and EB-6(3.5-4)	12/23/2014	Fill	<1.3	6.2	140	<0.25	<0.32	28	8.8	25	64	14 (2)*	0.27	32	<2.5	<0.64	<1.3	28	56
EB-5(3-3.5)	Discrete sample from EB-5(3-3½ ft)	12/23/2014	Fill	---	---	---	---	---	---	---	---	64	2.5	---	---	---	---	---	---	---
EB-6(3.5-4)	Discrete sample from EB-6(3-3½ ft)	12/23/2014	Fill	---	---	---	---	---	---	---	---	13	0.37	---	---	---	---	---	---	---
COMPOSITE-4	EB-7(3.5-4) and EB-8(3.5-4)	12/23/2014	Fill	0.48	6.5	130	0.31	1.3	31	7.4	30	45	---	0.15	33	0.99	0.29	0.68	31	68
COMPOSITE-5	EB-9(3.5-4) and EB-10(3.5-4)	12/23/2014	Fill	<1.5	11	140	0.30	2.1	37	7.1	45	60	3.0	0.23	35	<3.0	<0.75	<1.5	35	89
Residential ESL ¹				20	0.39	750	4	12	1,000	23	230	80	n/a	6.7	150	10	20	0.78	200	600
Commercial ESL ¹				40	1.6	1,500	8	12	2,500	80	230	320	n/a	10	150	10	40	10	200	600
Scott, 1991 ²	Background Range			NE	0.2 to 5.5	NE	0.3 to 1.4	0.05 to 1.7	30.5 to 72	NE	23.8 to 47.5	6.8 to 16.1	n/a	0.05 to 0.90	46.4 to 101	NE	NE	NE	39 to 288	47.7 to 82.8
	Maximum Background Detection			22	20	NE	3.2	14	170	NE	67	54	n/a	1.3	145	4	4.8	3.8	NE	120
Bradford, 1996 ³	Background Range			0.15 to 1.95	0.6 to 11	133 to 1,400	0.25 to 2.7	0.05 to 1.7	23 to 1,579	2.7 to 46.9	9.1 to 96.4	12.4 to 97.1	n/a	0.05 to 0.90	9 to 509	0.015 to 0.43	0.1 to 8.3	0.42 to 0.9846	39 to 288	88 to 236
	Upper Quartile			0.73	4.7	625	1.53	0.44	115	18.3	36.6	26.7	n/a	0.34	56	0.05	0.53	1.1	134	170
LBNL, 2009 ⁴	99 th Percentile			<6	28	410	1	5.6	120	25	63	43	n/a	0.42	272	4.9	2.9	10	90	140
	95% Upper Tolerance Limit (UTL)			5.5	19.1	323.6	1	2.7	99.6	22.2	69.4	16.1	n/a	0.4	119.8	5.6	1.8	7.6	74.3	106.1
Duverge, 2011 ⁵	Mean			NE	4.6	NE	NE	NE	NE	NE	NE	NE	n/a	NE	NE	NE	NE	NE	NE	NE
	99 th Percentile			NE	11	NE	NE	NE	NE	NE	NE	NE	n/a	NE	NE	NE	NE	NE	NE	NE
TTLC ⁶				500	500	10,000	75	100	2,500	8,000	2,500	1,000	n/a	20	2,000	100	500	700	2,400	5,000
STLC ⁷ (mg/L)				15	5	100	0.75	1	5	80	25	n/a	5	0.2	20	1	5	7	24	250

1 Environmental Screening Level (ESL), RWQCB, San Francisco Bay Region – December 2013

2 Scott, Christina. December 1991. *Background Metal Concentrations in Soils in Northern Santa Clara County*.

3 Bradford, et. al. March 1996. *Background Concentrations of Trace and Major Elements in California Soils*.

4 LBNL, 2009. *Analysis of Background Distributions of Metals in the Soil at Lawrence Berkeley National Laboratory*.

5 Duverge, 2011. *Establishing Background Arsenic in Soil of the Urbanized San Francisco Bay Region*.

6 Total Threshold Limit Concentration - California Code of Regulations, Title 22, Chapter 11, Article 3.

7 Soluble Threshold Limit Concentration - California Code of Regulations, Title 22, Chapter 11, Article 3.

< Not detected at or above laboratory reporting limit

NE Not Established

BOLD Concentration exceeds ESL or background range

* The two discrete samples (EB-5 and EB-6) used in the 2-point Composite-3 sample were analyzed for STLC lead, and the concentration was below the STLC limit.

The Composite-3 sample was reanalyzed and soluble lead was detected at a concentration of 2 mg/L.

Table 3. Analytical Results of Selected Soil Samples
(Concentrations in mg/kg)

Sample ID	Location	Date	Material	PCBs	Pesticides	Anthracene	Benz(a)anthracene	Benzo(g,h,i)perylene	Benzo[a]pyrene	Benzo[b]fluoranthene	Benzo[k]fluoranthene	Chrysene	Dibenz(a,h)anthracene	Fluoranthene	Indeno(1,2,3-cd)pyrene	Pyrene
COMPOSITE-1	EB-1(4-4.5) and EB-2(3-3.5)	12/23/2014	Fill	ND	ND	0.14	0.44*	0.15	0.47	0.71*	0.32	0.45	0.051	0.80	0.15	1.3
COMPOSITE-2	EB-3(3.5-4) and EB-4(3.5-4)	12/23/2014	Fill	ND	ND	<0.05	0.10	0.066	0.11*	0.17	0.055	0.14	<0.05	0.20	0.055	0.28
COMPOSITE-3	EB-5(3-3.5) and EB-6(3.5-4)	12/23/2014	Fill	ND	ND	<0.025	0.03	<0.025	0.037	0.056	<0.025	0.047	<0.025	0.068	<0.025	0.093
COMPOSITE-4	EB-7(3.5-4) and EB-8(3.5-4)	12/23/2014	Fill	ND	ND	<0.025	0.046	0.034	0.063*	0.099	0.03	0.067	<0.025	0.094	0.027	0.13
COMPOSITE-5	EB-9(3.5-4) and EB-10(3.5-4)	12/23/2014	Fill	ND	ND	<0.05	<0.05	<0.05	0.052*	0.079	<0.05	0.056	<0.05	0.084	<0.05	0.11
Residential ESL ¹				Variable	Variable	2.8	0.38	27	0.038	0.38	0.38	3.8	0.11	40	0.38	85
Commercial ESL ¹				Variable	Variable	2.8	1.3	27	0.13	1.3	1.3	13	38	40	1.3	85

- 1 Environmental Screening Level (ESL), RWQCB, San Francisco Bay Region – December 2013
- < Not detected at or above laboratory reporting limit
- ND Not detected at or above reporting limit
- NE Not Established
- Not Analyzed
- BOLD Concentration exceeds ESL or RSL
- * Concentration exceeds residential screening criteria but is below the commercial screening criteria



PROJECT NAME FRIT East Bay Bridge Project

PROJECT NUMBER 371-5-2

PROJECT LOCATION Emeryville, CA

DATE STARTED 12/23/14 DATE COMPLETED 12/23/14

GROUND ELEVATION _____ BORING DEPTH 10 ft.

DRILLING CONTRACTOR _____

LATITUDE _____ LONGITUDE _____

DRILLING METHOD Geoprobe Hydraulic Push

GROUND WATER LEVELS:

LOGGED BY RRB

▽ AT TIME OF DRILLING Not Encountered

NOTES _____

▼ AT END OF DRILLING Not Encountered

This log is a part of a report by Cornerstone Earth Group, and should not be used as a stand-alone document. This description applies only to the location of the exploration at the time of drilling. Subsurface conditions may differ at other locations and may change at this location with time. The description presented is a simplification of actual conditions encountered. Transitions between soil types may be gradual.

ELEVATION (ft)	DEPTH (ft)	SYMBOL	DESCRIPTION	N-Value (uncorrected) blows per foot	Sample Type and Interval	Sample Submitted for Laboratory Analysis	Percent Recovery (%)	OMV Reading (ppm)	Odors or Discoloration	Notes
0.0	0.0	█	6 inches asphalt concrete over aggregate base							
	0.0	▨	Sandy Lean Clay with Gravel (CL) [Fill] stiff, moist, dark brown			x	60	1- 2.3	None	
	2.5					x				
	5.0					x		14.4		
	5.0	▨	Sandy Lean Clay (CL) stiff, moist, light brown							
	7.5					x	90	0.5	None	
	10.0		Bottom of Boring at 10.0 feet.			x		1.7		



PROJECT NAME FRIT East Bay Bridge Project
PROJECT NUMBER 371-5-2
PROJECT LOCATION Emeryville, CA
DATE STARTED 12/23/14 **DATE COMPLETED** 12/23/14
GROUND ELEVATION _____ **BORING DEPTH** 10 ft.
DRILLING CONTRACTOR _____
LATITUDE _____ **LONGITUDE** _____
DRILLING METHOD Geoprobe Hydraulic Push
GROUND WATER LEVELS:
LOGGED BY RRB
 AT TIME OF DRILLING Not Encountered
 AT END OF DRILLING Not Encountered

NOTES _____

This log is a part of a report by Cornerstone Earth Group, and should not be used as a stand-alone document. This description applies only to the location of the exploration at the time of drilling. Subsurface conditions may differ at other locations and may change at this location with time. The description presented is a simplification of actual conditions encountered. Transitions between soil types may be gradual.

ELEVATION (ft)	DEPTH (ft)	SYMBOL	DESCRIPTION	N-Value (uncorrected) blows per foot	Sample Type and Interval	Sample Submitted for Laboratory Analysis	Percent Recovery (%)	OMV Reading (ppm)	Odors or Discoloration	Notes
0.0	0.0	█	6 inches asphalt concrete over aggregate base							
	0.0	▨	Sandy Lean Clay with Gravel (CL) [Fill] stiff, moist, dark brown				100	0.5	None	
	2.5					x		6		
						x				
						x		6		
	5.0	▨	Sandy Lean Clay (CL) stiff, moist, dark brown							
						x				
								0.3		
								0.7		
	7.5		becomes light brown				80		None	
						x				
						x				
	10.0		Bottom of Boring at 10.0 feet.							
	12.5									

CORNERSTONE GE LOG DEC192007 - CORNERSTONE 0812.GDT - 1/22/15 12:16 - P:\DRAFTING\GINT FILES\371-5-2 FRIT EAST BAY BRIDGE PROJECT GE.GPJ



PROJECT NAME FRIT East Bay Bridge Project

PROJECT NUMBER 371-5-2

PROJECT LOCATION Emeryville, CA

DATE STARTED 12/23/14 DATE COMPLETED 12/23/14

GROUND ELEVATION _____ BORING DEPTH 10 ft.

DRILLING CONTRACTOR _____

LATITUDE _____ LONGITUDE _____

DRILLING METHOD Geoprobe Hydraulic Push

GROUND WATER LEVELS:

LOGGED BY RRB

▽ AT TIME OF DRILLING Not Encountered

NOTES _____

▼ AT END OF DRILLING Not Encountered

This log is a part of a report by Cornerstone Earth Group, and should not be used as a stand-alone document. This description applies only to the location of the exploration at the time of drilling. Subsurface conditions may differ at other locations and may change at this location with time. The description presented is a simplification of actual conditions encountered. Transitions between soil types may be gradual.

ELEVATION (ft)	DEPTH (ft)	SYMBOL	DESCRIPTION	N-Value (uncorrected) blows per foot	Sample Type and Interval	Sample Submitted for Laboratory Analysis	Percent Recovery (%)	OMV Reading (ppm)	Odors or Discoloration	Notes
0.0	0.0	█	6 inches asphalt concrete over aggregate base							
		▨	Sandy Lean Clay (CL) [Fill] stiff, moist, dark brown					0		
	2.5						60	1.4	None	
	5.0		Sandy Lean Clay (CL) stiff, moist, dark brown			x				
	7.5		becomes light brown			x		0.1		
	10.0		Bottom of Boring at 10.0 feet.			x	100	1.8	None	



PROJECT NAME FRIT East Bay Bridge Project

PROJECT NUMBER 371-5-2

PROJECT LOCATION Emeryville, CA

DATE STARTED 12/23/14 DATE COMPLETED 12/23/14

GROUND ELEVATION _____ BORING DEPTH 10 ft.

DRILLING CONTRACTOR _____

LATITUDE _____ LONGITUDE _____

DRILLING METHOD Geoprobe Hydraulic Push

GROUND WATER LEVELS:

LOGGED BY RRB

▽ AT TIME OF DRILLING Not Encountered

NOTES _____

▼ AT END OF DRILLING Not Encountered

This log is a part of a report by Cornerstone Earth Group, and should not be used as a stand-alone document. This description applies only to the location of the exploration at the time of drilling. Subsurface conditions may differ at other locations and may change at this location with time. The description presented is a simplification of actual conditions encountered. Transitions between soil types may be gradual.

ELEVATION (ft)	DEPTH (ft)	SYMBOL	DESCRIPTION	N-Value (uncorrected) blows per foot	Sample Type and Interval	Sample Submitted for Laboratory Analysis	Percent Recovery (%)	OMV Reading (ppm)	Odors or Discoloration	Notes
0.0	0.0	█	6 inches asphalt concrete over aggregate base							
		▨	Sandy Lean Clay (CL) [Fill] stiff, moist, dark brown					0.7		
	2.5						60	1.0	None	
		▨	Sandy Lean Clay (CL) stiff, moist, dark brown, trace gravel			x				
	5.0					x				
						x		0.9		
	7.5						100	1.5	None	
						x				
	10.0		Bottom of Boring at 10.0 feet.			x				
	12.5									



PROJECT NAME FRIT East Bay Bridge Project

PROJECT NUMBER 371-5-2

PROJECT LOCATION Emeryville, CA

DATE STARTED 12/23/14 DATE COMPLETED 12/23/14

GROUND ELEVATION _____ BORING DEPTH 10 ft.

DRILLING CONTRACTOR _____

LATITUDE _____ LONGITUDE _____

DRILLING METHOD Geoprobe Hydraulic Push

GROUND WATER LEVELS:

LOGGED BY RRB

▽ AT TIME OF DRILLING Not Encountered

NOTES _____

▼ AT END OF DRILLING Not Encountered

This log is a part of a report by Cornerstone Earth Group, and should not be used as a stand-alone document. This description applies only to the location of the exploration at the time of drilling. Subsurface conditions may differ at other locations and may change at this location with time. The description presented is a simplification of actual conditions encountered. Transitions between soil types may be gradual.

ELEVATION (ft)	DEPTH (ft)	SYMBOL	DESCRIPTION	N-Value (uncorrected) blows per foot	Sample Type and Interval	Sample Submitted for Laboratory Analysis	Percent Recovery (%)	OMV Reading (ppm)	Odors or Discoloration	Notes
0.0	0.0	█	6 inches asphalt concrete over aggregate base							
		▨	Sandy Lean Clay with Gravel (CL) [Fill] stiff, moist, dark brown					0		
	2.5						70	4.5	None	
						x				
						x				
	5.0		Sandy Lean Clay (CL) stiff, moist, dark brown					4.5		
						x				
								0.1		
								2.5		
	7.5						100		None	
						x				
	10.0		Bottom of Boring at 10.0 feet.							
						x				
	12.5									

CORNERSTONE GE LOG DEC192007 - CORNERSTONE 0812.GDT - 1/22/15 12:16 - P:\DRAFTING\GINT FILES\371-5-2 FRIT EAST BAY BRIDGE PROJECT GE.GPJ



PROJECT NAME FRIT East Bay Bridge Project

PROJECT NUMBER 371-5-2

PROJECT LOCATION Emeryville, CA

DATE STARTED 12/23/14 DATE COMPLETED 12/23/14

GROUND ELEVATION _____ BORING DEPTH 10 ft.

DRILLING CONTRACTOR _____

LATITUDE _____ LONGITUDE _____

DRILLING METHOD Geoprobe Hydraulic Push

GROUND WATER LEVELS:

LOGGED BY RRB

▽ AT TIME OF DRILLING Not Encountered

NOTES _____

▼ AT END OF DRILLING Not Encountered

This log is a part of a report by Cornerstone Earth Group, and should not be used as a stand-alone document. This description applies only to the location of the exploration at the time of drilling. Subsurface conditions may differ at other locations and may change at this location with time. The description presented is a simplification of actual conditions encountered. Transitions between soil types may be gradual.

ELEVATION (ft)	DEPTH (ft)	SYMBOL	DESCRIPTION	N-Value (uncorrected) blows per foot	Sample Type and Interval	Sample Submitted for Laboratory Analysis	Percent Recovery (%)	OMV Reading (ppm)	Odors or Discoloration	Notes
0.0	0.0	█	6 inches asphalt concrete over aggregate base							
		▨	Sandy Lean Clay with Gravel (CL) [Fill] stiff, moist, dark brown					0.3		
	2.5						80	0.3	None	
	5.0					x				
						x		4.5		
	7.5	▨	Sandy Lean Clay (CL) stiff, moist, dark brown			x		10.1		
			trace gravel 7-9'					4.5		
			becomes light brown			x		11	None	
	10.0		Bottom of Boring at 10.0 feet.			x				



PROJECT NAME FRIT East Bay Bridge Project

PROJECT NUMBER 371-5-2

PROJECT LOCATION Emeryville, CA

DATE STARTED 12/23/14 DATE COMPLETED 12/23/14

GROUND ELEVATION _____ BORING DEPTH 10 ft.

DRILLING CONTRACTOR _____

LATITUDE _____ LONGITUDE _____

DRILLING METHOD Geoprobe Hydraulic Push

GROUND WATER LEVELS:

LOGGED BY RRB

▽ AT TIME OF DRILLING Not Encountered

NOTES _____

▼ AT END OF DRILLING Not Encountered

This log is a part of a report by Cornerstone Earth Group, and should not be used as a stand-alone document. This description applies only to the location of the exploration at the time of drilling. Subsurface conditions may differ at other locations and may change at this location with time. The description presented is a simplification of actual conditions encountered. Transitions between soil types may be gradual.

ELEVATION (ft)	DEPTH (ft)	SYMBOL	DESCRIPTION	N-Value (uncorrected) blows per foot	Sample Type and Interval	Sample Submitted for Laboratory Analysis	Percent Recovery (%)	OMV Reading (ppm)	Odors or Discoloration	Notes
0.0	0.0	█	6 inches asphalt concrete over aggregate base							
		▨	Sandy Lean Clay (CL) [Fill] stiff, moist, dark brown					0.3		
	2.5						50	0.7	None	
						x				
						x				
	5.0		Sandy Lean Clay (CL) stiff, moist, dark brown							
						x		0.3		
								2.6		
	7.5						100		None	
						x				
	10.0		Bottom of Boring at 10.0 feet.							
						x				
	12.5									



PROJECT NAME FRIT East Bay Bridge Project

PROJECT NUMBER 371-5-2

PROJECT LOCATION Emeryville, CA

DATE STARTED 12/23/14 DATE COMPLETED 12/23/14

GROUND ELEVATION _____ BORING DEPTH 10 ft.

DRILLING CONTRACTOR _____

LATITUDE _____ LONGITUDE _____

DRILLING METHOD Geoprobe Hydraulic Push

GROUND WATER LEVELS:

LOGGED BY RRB

▽ AT TIME OF DRILLING Not Encountered

NOTES _____

▼ AT END OF DRILLING Not Encountered

This log is a part of a report by Cornerstone Earth Group, and should not be used as a stand-alone document. This description applies only to the location of the exploration at the time of drilling. Subsurface conditions may differ at other locations and may change at this location with time. The description presented is a simplification of actual conditions encountered. Transitions between soil types may be gradual.

ELEVATION (ft)	DEPTH (ft)	SYMBOL	DESCRIPTION	N-Value (uncorrected) blows per foot	Sample Type and Interval	Sample Submitted for Laboratory Analysis	Percent Recovery (%)	OMV Reading (ppm)	Odors or Discoloration	Notes
0.0	0.0	█	6 inches asphalt concrete over aggregate base							
	0.0	▨	Sandy Lean Clay (CL) [Fill] stiff, moist, dark brown, trace gravel					1.5		
	2.5					x	60		None	
						x		2.1		
	5.0					x				
						x		1.8		
	7.5	▨	Sandy Lean Clay (CL) stiff, moist, dark brown					2.8		
						x	100		None	
						x				
	10.0		Bottom of Boring at 10.0 feet.							
	12.5									



PROJECT NAME FRIT East Bay Bridge Project

PROJECT NUMBER 371-5-2

PROJECT LOCATION Emeryville, CA

DATE STARTED 12/23/14 DATE COMPLETED 12/23/14

GROUND ELEVATION _____ BORING DEPTH 10 ft.

DRILLING CONTRACTOR _____

LATITUDE _____ LONGITUDE _____

DRILLING METHOD Geoprobe Hydraulic Push

GROUND WATER LEVELS:

LOGGED BY RRB

▽ AT TIME OF DRILLING Not Encountered

NOTES _____

▼ AT END OF DRILLING Not Encountered

This log is a part of a report by Cornerstone Earth Group, and should not be used as a stand-alone document. This description applies only to the location of the exploration at the time of drilling. Subsurface conditions may differ at other locations and may change at this location with time. The description presented is a simplification of actual conditions encountered. Transitions between soil types may be gradual.

ELEVATION (ft)	DEPTH (ft)	SYMBOL	DESCRIPTION	N-Value (uncorrected) blows per foot	Sample Type and Interval	Sample Submitted for Laboratory Analysis	Percent Recovery (%)	OMV Reading (ppm)	Odors or Discoloration	Notes
0.0	0.0	█	6 inches asphalt concrete over aggregate base							
	0.0	▨	Sandy Lean Clay (CL) [Fill] stiff, moist, light brown					0.5		
	2.5						80		None	
	4.5					x		2.7		
	4.5					x				
	4.5					x				
	5.0	▨	Sandy Lean Clay (CL) stiff, moist, brown to light brown, trace fine gravel							
	6.0							0.7		
	7.5							1.4		
	8.5						80		None	
	9.5					x				
	10.0		Bottom of Boring at 10.0 feet.							
	10.0					x				
	12.5									

CORNERSTONE GE LOG DEC192007 - CORNERSTONE 0812.GDT - 1/22/15 12:16 - P:\DRAFTING\GINT FILES\371-5-2 FRIT EAST BAY BRIDGE PROJECT GE.GPJ



PROJECT NAME FRIT East Bay Bridge Project

PROJECT NUMBER 371-5-2

PROJECT LOCATION Emeryville, CA

DATE STARTED 12/23/14 DATE COMPLETED 12/23/14

GROUND ELEVATION _____ BORING DEPTH 10 ft.

DRILLING CONTRACTOR _____

LATITUDE _____ LONGITUDE _____

DRILLING METHOD Geoprobe Hydraulic Push

GROUND WATER LEVELS:

LOGGED BY RRB

▽ AT TIME OF DRILLING Not Encountered

NOTES _____

▼ AT END OF DRILLING Not Encountered

This log is a part of a report by Cornerstone Earth Group, and should not be used as a stand-alone document. This description applies only to the location of the exploration at the time of drilling. Subsurface conditions may differ at other locations and may change at this location with time. The description presented is a simplification of actual conditions encountered. Transitions between soil types may be gradual.

ELEVATION (ft)	DEPTH (ft)	SYMBOL	DESCRIPTION	N-Value (uncorrected) blows per foot	Sample Type and Interval	Sample Submitted for Laboratory Analysis	Percent Recovery (%)	OMV Reading (ppm)	Odors or Discoloration	Notes
0.0	0.0	█	6 inches asphalt concrete over aggregate base							
		▨	Sandy Lean Clay (CL) [Fill] stiff, moist, dark brown					0.2		
	2.5						60		None	
						x		1.5		
						x				
						x				
	5.0		Sandy Lean Clay (CL) stiff, moist, dark brown							
			trace gravel					1.7		
						x				
	7.5						90		None	
			becomes light brown					6.9		
						x				
	10.0		Bottom of Boring at 10.0 feet.							
	12.5									

TestAmerica

THE LEADER IN ENVIRONMENTAL TESTING


ANALYTICAL REPORT

TestAmerica Laboratories, Inc.
TestAmerica Pleasanton
1220 Quarry Lane
Pleasanton, CA 94566
Tel: (925)484-1919

TestAmerica Job ID: 720-62077-1
Client Project/Site: East Bay Bridge Center

For:
Cornerstone Earth Group
1259 Oakmead Parkway
Sunnyvale, California 94085

Attn: Mr. Chris Heiny



Authorized for release by:
1/2/2015 5:58:34 PM
Dimple Sharma, Senior Project Manager
dimple.sharma@testamericainc.com
Designee for
Afsaneh Salimpour, Senior Project Manager
(925)484-1919
afsaneh.salimpour@testamericainc.com

LINKS

Review your project
results through
TotalAccess

Have a Question?



Visit us at:
www.testamericainc.com

This report has been electronically signed and authorized by the signatory. Electronic signature is intended to be the legally binding equivalent of a traditionally handwritten signature.

Results relate only to the items tested and the sample(s) as received by the laboratory.

- 1
- 2
- 3
- 4
- 5
- 6
- 7
- 8
- 9
- 10
- 11
- 12
- 13
- 14



Table of Contents

Cover Page	1
Table of Contents	2
Definitions/Glossary	3
Case Narrative	4
Detection Summary	6
Client Sample Results	12
QC Sample Results	52
QC Association Summary	75
Lab Chronicle	81
Certification Summary	87
Method Summary	88
Sample Summary	89
Chain of Custody	90
Receipt Checklists	98

Definitions/Glossary

Client: Cornerstone Earth Group
Project/Site: East Bay Bridge Center

TestAmerica Job ID: 720-62077-1

Qualifiers

GC/MS VOA

Qualifier	Qualifier Description
*	ISTD response or retention time outside acceptable limits

GC Semi VOA

Qualifier	Qualifier Description
D	Surrogate or matrix spike recoveries were not obtained because the extract was diluted for analysis; also compounds analyzed at a dilution may be flagged with a D.
X	Surrogate is outside control limits
p	The %RPD between the primary and confirmation column/detector is >40%. The lower value has been reported.
F1	MS and/or MSD Recovery exceeds the control limits
F2	MS/MSD RPD exceeds control limits

Metals

Qualifier	Qualifier Description
F1	MS and/or MSD Recovery exceeds the control limits
4	MS, MSD: The analyte present in the original sample is greater than 4 times the matrix spike concentration; therefore, control limits are not applicable.

Glossary

Abbreviation	These commonly used abbreviations may or may not be present in this report.
α	Listed under the "D" column to designate that the result is reported on a dry weight basis
%R	Percent Recovery
CFL	Contains Free Liquid
CNF	Contains no Free Liquid
DER	Duplicate error ratio (normalized absolute difference)
Dil Fac	Dilution Factor
DL, RA, RE, IN	Indicates a Dilution, Re-analysis, Re-extraction, or additional Initial metals/anion analysis of the sample
DLC	Decision level concentration
MDA	Minimum detectable activity
EDL	Estimated Detection Limit
MDC	Minimum detectable concentration
MDL	Method Detection Limit
ML	Minimum Level (Dioxin)
NC	Not Calculated
ND	Not detected at the reporting limit (or MDL or EDL if shown)
PQL	Practical Quantitation Limit
QC	Quality Control
RER	Relative error ratio
RL	Reporting Limit or Requested Limit (Radiochemistry)
RPD	Relative Percent Difference, a measure of the relative difference between two points
TEF	Toxicity Equivalent Factor (Dioxin)
TEQ	Toxicity Equivalent Quotient (Dioxin)

Case Narrative

Client: Cornerstone Earth Group
Project/Site: East Bay Bridge Center

TestAmerica Job ID: 720-62077-1

Job ID: 720-62077-1

Laboratory: TestAmerica Pleasanton

Narrative

Job Narrative 720-62077-1

Comments

No additional comments.

Receipt

The samples were received on 12/23/2014 3:10 PM; the samples arrived in good condition, properly preserved and, where required, on ice. The temperature of the cooler at receipt was 4.3° C.

GC/MS VOA

Method 8260B: Internal standard (ISTD) response for the following sample was outside control limits: EB-4 (4-4.5) (720-62077-1), EB-5 (3.5-4) (720-62077-19), EB-6 (4-4.5) (720-62077-17). The sample(s) was re-extracted and/or re-analyzed with concurring results, and the second set of data has been reported.

Method(s) 8260B: Internal standard (ISTD) response for the following sample(s) was outside control limits: EB-1 (4.5-5) (720-62077-7). The sample(s) was re-analyzed with concurring results, and the original set of data has been reported.

No additional analytical or quality issues were noted, other than those described above or in the Definitions/Glossary page.

GC/MS Semi VOA

Method 8270C SIM: The following sample was diluted due to the abundance of non-target analytes: COMPOSITE-2 (720-62077-37), COMPOSITE-1 (720-62077-28), COMPOSITE-3 (720-62077-45), COMPOSITE-4 (720-62077-54), COMPOSITE-5 (720-62077-63). Elevated reporting limits (RLs) are provided.

No additional analytical or quality issues were noted, other than those described above or in the Definitions/Glossary page.

GC Semi VOA

Method 8015B: The continuing calibration verification (CCV) associated with batch 173413 recovered above the upper control limit for C10-C28. The samples associated with this CCV were non-detects for the affected analytes; therefore, the data have been reported. The following samples are impacted: (MB 720-173331/1-A), EB-8 (5.5-6) (720-62077-14).

Method 8015B: The following sample required a dilution due to the nature of the sample matrix: EB-1 (4.5-5) (720-62077-7), EB-1 (6-6.5) (720-62077-8), EB-10 (4.5-5) (720-62077-10), EB-4 (4.5-5) (720-62077-2), EB-4 (4-4.5) (720-62077-1), EB-3 (4-4.5) (720-62077-3), EB-7 (4.5-5) (720-62077-16), EB-7 (4-4.5) (720-62077-15), EB-2 (3.5-4) (720-62077-5), EB-8 (4-4.5) (720-62077-13), EB-9 (4.5-5) (720-62077-12). Because of this dilution, the surrogate spike concentration in the sample was reduced to a level where the recovery calculation does not provide useful information.

Method 8081A: The following sample was diluted due to color: COMPOSITE-1 (720-62077-28), COMPOSITE-2 (720-62077-37), COMPOSITE-3 (720-62077-45), COMPOSITE-4 (720-62077-54), COMPOSITE-5 (720-62077-63). Elevated reporting limits (RL) are provided.

Method 8082: The following sample required a tetrabutylammonium sulfite (TBA) clean-up to reduce matrix interferences caused by sulfur: (720-62077-28 MS), (720-62077-28 MSD), (LCS 720-173332/2-A), (MB 720-173332/1-A), COMPOSITE-2 (720-62077-37), COMPOSITE-3 (720-62077-45), COMPOSITE-4 (720-62077-54).

No additional analytical or quality issues were noted, other than those described above or in the Definitions/Glossary page.

Metals

Method 6010B: The following sample was diluted due to the abundance of non-target analyte: COMPOSITE-2 (720-62077-37), COMPOSITE-3 (720-62077-45), COMPOSITE-5 (720-62077-63). Elevated reporting limits (RLs) are provided.

No additional analytical or quality issues were noted, other than those described above or in the Definitions/Glossary page.

Organic Prep

Case Narrative

Client: Cornerstone Earth Group
Project/Site: East Bay Bridge Center

TestAmerica Job ID: 720-62077-1

Job ID: 720-62077-1 (Continued)

Laboratory: TestAmerica Pleasanton (Continued)

No analytical or quality issues were noted, other than those described in the Definitions/Glossary page.

- 1
- 2
- 3
- 4
- 5
- 6
- 7
- 8
- 9
- 10
- 11
- 12
- 13
- 14

Detection Summary

Client: Cornerstone Earth Group
 Project/Site: East Bay Bridge Center

TestAmerica Job ID: 720-62077-1

Client Sample ID: EB-4 (4-4.5)

Lab Sample ID: 720-62077-1

Analyte	Result	Qualifier	RL	MDL	Unit	Dil Fac	D	Method	Prep Type
Diesel Range Organics [C10-C28]	1500		20		mg/Kg	20		8015B	Silica Gel Cleanup
Motor Oil Range Organics [C24-C36]	3700		990		mg/Kg	20		8015B	Silica Gel Cleanup

Client Sample ID: EB-4 (4.5-5)

Lab Sample ID: 720-62077-2

Analyte	Result	Qualifier	RL	MDL	Unit	Dil Fac	D	Method	Prep Type
Diesel Range Organics [C10-C28]	900		20		mg/Kg	20		8015B	Silica Gel Cleanup
Motor Oil Range Organics [C24-C36]	2300		980		mg/Kg	20		8015B	Silica Gel Cleanup

Client Sample ID: EB-3 (4-4.5)

Lab Sample ID: 720-62077-3

Analyte	Result	Qualifier	RL	MDL	Unit	Dil Fac	D	Method	Prep Type
Diesel Range Organics [C10-C28]	1300		50		mg/Kg	50		8015B	Silica Gel Cleanup
Motor Oil Range Organics [C24-C36]	4800		2500		mg/Kg	50		8015B	Silica Gel Cleanup

Client Sample ID: EB-3 (4.5-5)

Lab Sample ID: 720-62077-4

Analyte	Result	Qualifier	RL	MDL	Unit	Dil Fac	D	Method	Prep Type
Diesel Range Organics [C10-C28]	14		1.0		mg/Kg	1		8015B	Silica Gel Cleanup

Client Sample ID: EB-2 (3.5-4)

Lab Sample ID: 720-62077-5

Analyte	Result	Qualifier	RL	MDL	Unit	Dil Fac	D	Method	Prep Type
Acetone	53		49		ug/Kg	1		8260B/CA_LUFT MS	Total/NA
Diesel Range Organics [C10-C28]	63		5.0		mg/Kg	5		8015B	Silica Gel Cleanup
Motor Oil Range Organics [C24-C36]	330		250		mg/Kg	5		8015B	Silica Gel Cleanup

Client Sample ID: EB-2 (4-4.5)

Lab Sample ID: 720-62077-6

Analyte	Result	Qualifier	RL	MDL	Unit	Dil Fac	D	Method	Prep Type
Diesel Range Organics [C10-C28]	1.7		0.99		mg/Kg	1		8015B	Silica Gel Cleanup

Client Sample ID: EB-1 (4.5-5)

Lab Sample ID: 720-62077-7

Analyte	Result	Qualifier	RL	MDL	Unit	Dil Fac	D	Method	Prep Type
Acetone	89		45		ug/Kg	1		8260B/CA_LUFT MS	Total/NA
Diesel Range Organics [C10-C28]	1900		50		mg/Kg	20		8015B	Silica Gel Cleanup
Motor Oil Range Organics [C24-C36]	6400		2500		mg/Kg	20		8015B	Silica Gel Cleanup

This Detection Summary does not include radiochemical test results.

TestAmerica Pleasanton

Detection Summary

Client: Cornerstone Earth Group
Project/Site: East Bay Bridge Center

TestAmerica Job ID: 720-62077-1

Client Sample ID: EB-1 (6-6.5)

Lab Sample ID: 720-62077-8

Analyte	Result	Qualifier	RL	MDL	Unit	Dil Fac	D	Method	Prep Type
Diesel Range Organics [C10-C28]	170		4.9		mg/Kg	5		8015B	Silica Gel Cleanup
Motor Oil Range Organics [C24-C36]	350		250		mg/Kg	5		8015B	Silica Gel Cleanup

Client Sample ID: EB-10 (4-4.5)

Lab Sample ID: 720-62077-9

Analyte	Result	Qualifier	RL	MDL	Unit	Dil Fac	D	Method	Prep Type
Diesel Range Organics [C10-C28]	33		2.0		mg/Kg	2		8015B	Silica Gel Cleanup
Motor Oil Range Organics [C24-C36]	180		100		mg/Kg	2		8015B	Silica Gel Cleanup

Client Sample ID: EB-10 (4.5-5)

Lab Sample ID: 720-62077-10

Analyte	Result	Qualifier	RL	MDL	Unit	Dil Fac	D	Method	Prep Type
Diesel Range Organics [C10-C28]	97		5.0		mg/Kg	5		8015B	Silica Gel Cleanup
Motor Oil Range Organics [C24-C36]	370		250		mg/Kg	5		8015B	Silica Gel Cleanup

Client Sample ID: EB-9 (4-4.5)

Lab Sample ID: 720-62077-11

Analyte	Result	Qualifier	RL	MDL	Unit	Dil Fac	D	Method	Prep Type
Diesel Range Organics [C10-C28]	51		2.0		mg/Kg	2		8015B	Silica Gel Cleanup
Motor Oil Range Organics [C24-C36]	190		100		mg/Kg	2		8015B	Silica Gel Cleanup

Client Sample ID: EB-9 (4.5-5)

Lab Sample ID: 720-62077-12

Analyte	Result	Qualifier	RL	MDL	Unit	Dil Fac	D	Method	Prep Type
Diesel Range Organics [C10-C28]	180		10		mg/Kg	10		8015B	Silica Gel Cleanup
Motor Oil Range Organics [C24-C36]	730		500		mg/Kg	10		8015B	Silica Gel Cleanup

Client Sample ID: EB-8 (4-4.5)

Lab Sample ID: 720-62077-13

Analyte	Result	Qualifier	RL	MDL	Unit	Dil Fac	D	Method	Prep Type
Diesel Range Organics [C10-C28]	150		5.0		mg/Kg	5		8015B	Silica Gel Cleanup
Motor Oil Range Organics [C24-C36]	540		250		mg/Kg	5		8015B	Silica Gel Cleanup

Client Sample ID: EB-8 (5.5-6)

Lab Sample ID: 720-62077-14

No Detections.

Client Sample ID: EB-7 (4-4.5)

Lab Sample ID: 720-62077-15

Analyte	Result	Qualifier	RL	MDL	Unit	Dil Fac	D	Method	Prep Type
Diesel Range Organics [C10-C28]	110		5.0		mg/Kg	5		8015B	Silica Gel Cleanup

This Detection Summary does not include radiochemical test results.

TestAmerica Pleasanton

Detection Summary

Client: Cornerstone Earth Group
Project/Site: East Bay Bridge Center

TestAmerica Job ID: 720-62077-1

Client Sample ID: EB-7 (4-4.5) (Continued)

Lab Sample ID: 720-62077-15

Analyte	Result	Qualifier	RL	MDL	Unit	Dil Fac	D	Method	Prep Type
Motor Oil Range Organics [C24-C36]	450		250		mg/Kg	5		8015B	Silica Gel Cleanup

Client Sample ID: EB-7 (4.5-5)

Lab Sample ID: 720-62077-16

Analyte	Result	Qualifier	RL	MDL	Unit	Dil Fac	D	Method	Prep Type
Diesel Range Organics [C10-C28]	130		4.9		mg/Kg	5		8015B	Silica Gel Cleanup
Motor Oil Range Organics [C24-C36]	500		250		mg/Kg	5		8015B	Silica Gel Cleanup

Client Sample ID: EB-6 (4-4.5)

Lab Sample ID: 720-62077-17

Analyte	Result	Qualifier	RL	MDL	Unit	Dil Fac	D	Method	Prep Type
Diesel Range Organics [C10-C28]	170		3.0		mg/Kg	3		8015B	Silica Gel Cleanup
Motor Oil Range Organics [C24-C36]	310		150		mg/Kg	3		8015B	Silica Gel Cleanup

Client Sample ID: EB-6 (6-6.5)

Lab Sample ID: 720-62077-18

No Detections.

Client Sample ID: EB-5 (3.5-4)

Lab Sample ID: 720-62077-19

Analyte	Result	Qualifier	RL	MDL	Unit	Dil Fac	D	Method	Prep Type
Diesel Range Organics [C10-C28]	24		2.0		mg/Kg	2		8015B	Silica Gel Cleanup
Motor Oil Range Organics [C24-C36]	130		100		mg/Kg	2		8015B	Silica Gel Cleanup

Client Sample ID: EB-5 (4.5-5)

Lab Sample ID: 720-62077-20

No Detections.

Client Sample ID: COMPOSITE-1

Lab Sample ID: 720-62077-28

Analyte	Result	Qualifier	RL	MDL	Unit	Dil Fac	D	Method	Prep Type
Anthracene	140		50		ug/Kg	10		8270C SIM	Total/NA
Benzo[a]anthracene	440		50		ug/Kg	10		8270C SIM	Total/NA
Benzo[a]pyrene	470		50		ug/Kg	10		8270C SIM	Total/NA
Benzo[b]fluoranthene	710		50		ug/Kg	10		8270C SIM	Total/NA
Benzo[g,h,i]perylene	150		50		ug/Kg	10		8270C SIM	Total/NA
Benzo[k]fluoranthene	320		50		ug/Kg	10		8270C SIM	Total/NA
Chrysene	450		50		ug/Kg	10		8270C SIM	Total/NA
Dibenz(a,h)anthracene	51		50		ug/Kg	10		8270C SIM	Total/NA
Fluoranthene	800		50		ug/Kg	10		8270C SIM	Total/NA
Indeno[1,2,3-cd]pyrene	150		50		ug/Kg	10		8270C SIM	Total/NA
Phenanthrene	270		50		ug/Kg	10		8270C SIM	Total/NA
Pyrene	1300		50		ug/Kg	10		8270C SIM	Total/NA
Antimony	1.4		0.44		mg/Kg	1		6010B	Total/NA
Arsenic	4.9		0.88		mg/Kg	1		6010B	Total/NA
Barium	140		0.44		mg/Kg	1		6010B	Total/NA

This Detection Summary does not include radiochemical test results.

TestAmerica Pleasanton

Detection Summary

Client: Cornerstone Earth Group
 Project/Site: East Bay Bridge Center

TestAmerica Job ID: 720-62077-1

Client Sample ID: COMPOSITE-1 (Continued)

Lab Sample ID: 720-62077-28

Analyte	Result	Qualifier	RL	MDL	Unit	Dil Fac	D	Method	Prep Type
Beryllium	0.23		0.088		mg/Kg	1		6010B	Total/NA
Cadmium	0.23		0.11		mg/Kg	1		6010B	Total/NA
Chromium	24		0.44		mg/Kg	1		6010B	Total/NA
Cobalt	6.7		0.18		mg/Kg	1		6010B	Total/NA
Copper	31		1.3		mg/Kg	1		6010B	Total/NA
Lead	120		0.44		mg/Kg	1		6010B	Total/NA
Nickel	25		0.44		mg/Kg	1		6010B	Total/NA
Vanadium	26		0.44		mg/Kg	1		6010B	Total/NA
Zinc	130		1.3		mg/Kg	1		6010B	Total/NA
Mercury	0.24		0.0086		mg/Kg	1		7471A	Total/NA

Client Sample ID: COMPOSITE-2

Lab Sample ID: 720-62077-37

Analyte	Result	Qualifier	RL	MDL	Unit	Dil Fac	D	Method	Prep Type
Benzo[a]anthracene	100		50		ug/Kg	10		8270C SIM	Total/NA
Benzo[a]pyrene	110		50		ug/Kg	10		8270C SIM	Total/NA
Benzo[b]fluoranthene	170		50		ug/Kg	10		8270C SIM	Total/NA
Benzo[g,h,i]perylene	66		50		ug/Kg	10		8270C SIM	Total/NA
Benzo[k]fluoranthene	55		50		ug/Kg	10		8270C SIM	Total/NA
Chrysene	140		50		ug/Kg	10		8270C SIM	Total/NA
Fluoranthene	200		50		ug/Kg	10		8270C SIM	Total/NA
Indeno[1,2,3-cd]pyrene	55		50		ug/Kg	10		8270C SIM	Total/NA
Phenanthrene	88		50		ug/Kg	10		8270C SIM	Total/NA
Pyrene	280		50		ug/Kg	10		8270C SIM	Total/NA
Arsenic	5.9		3.8		mg/Kg	4		6010B	Total/NA
Barium	170		1.9		mg/Kg	4		6010B	Total/NA
Beryllium	0.46		0.38		mg/Kg	4		6010B	Total/NA
Chromium	38		1.9		mg/Kg	4		6010B	Total/NA
Cobalt	9.1		0.75		mg/Kg	4		6010B	Total/NA
Copper	29		5.7		mg/Kg	4		6010B	Total/NA
Lead	35		1.9		mg/Kg	4		6010B	Total/NA
Nickel	44		1.9		mg/Kg	4		6010B	Total/NA
Vanadium	35		1.9		mg/Kg	4		6010B	Total/NA
Zinc	77		5.7		mg/Kg	4		6010B	Total/NA
Mercury	0.17		0.0088		mg/Kg	1		7471A	Total/NA

Client Sample ID: COMPOSITE-3

Lab Sample ID: 720-62077-45

Analyte	Result	Qualifier	RL	MDL	Unit	Dil Fac	D	Method	Prep Type
Benzo[a]anthracene	30		25		ug/Kg	5		8270C SIM	Total/NA
Benzo[a]pyrene	37		25		ug/Kg	5		8270C SIM	Total/NA
Benzo[b]fluoranthene	56		25		ug/Kg	5		8270C SIM	Total/NA
Chrysene	47		25		ug/Kg	5		8270C SIM	Total/NA
Fluoranthene	68		25		ug/Kg	5		8270C SIM	Total/NA
Phenanthrene	68		25		ug/Kg	5		8270C SIM	Total/NA
Pyrene	93		25		ug/Kg	5		8270C SIM	Total/NA
Arsenic	6.2		2.5		mg/Kg	4		6010B	Total/NA
Barium	140		1.3		mg/Kg	4		6010B	Total/NA
Chromium	28		1.3		mg/Kg	4		6010B	Total/NA
Cobalt	8.8		0.51		mg/Kg	4		6010B	Total/NA

This Detection Summary does not include radiochemical test results.

TestAmerica Pleasanton

Detection Summary

Client: Cornerstone Earth Group
 Project/Site: East Bay Bridge Center

TestAmerica Job ID: 720-62077-1

Client Sample ID: COMPOSITE-3 (Continued)

Lab Sample ID: 720-62077-45

Analyte	Result	Qualifier	RL	MDL	Unit	Dil Fac	D	Method	Prep Type
Copper	25		3.8		mg/Kg	4		6010B	Total/NA
Lead	64		1.3		mg/Kg	4		6010B	Total/NA
Nickel	32		1.3		mg/Kg	4		6010B	Total/NA
Vanadium	28		1.3		mg/Kg	4		6010B	Total/NA
Zinc	56		3.8		mg/Kg	4		6010B	Total/NA
Mercury	0.27		0.0095		mg/Kg	1		7471A	Total/NA

Client Sample ID: COMPOSITE-4

Lab Sample ID: 720-62077-54

Analyte	Result	Qualifier	RL	MDL	Unit	Dil Fac	D	Method	Prep Type
Benzo[a]anthracene	46		25		ug/Kg	5		8270C SIM	Total/NA
Benzo[a]pyrene	63		25		ug/Kg	5		8270C SIM	Total/NA
Benzo[b]fluoranthene	99		25		ug/Kg	5		8270C SIM	Total/NA
Benzo[g,h,i]perylene	34		25		ug/Kg	5		8270C SIM	Total/NA
Benzo[k]fluoranthene	30		25		ug/Kg	5		8270C SIM	Total/NA
Chrysene	67		25		ug/Kg	5		8270C SIM	Total/NA
Fluoranthene	94		25		ug/Kg	5		8270C SIM	Total/NA
Indeno[1,2,3-cd]pyrene	27		25		ug/Kg	5		8270C SIM	Total/NA
Phenanthrene	46		25		ug/Kg	5		8270C SIM	Total/NA
Pyrene	130		25		ug/Kg	5		8270C SIM	Total/NA
Antimony	0.48		0.48		mg/Kg	1		6010B	Total/NA
Arsenic	6.5		0.95		mg/Kg	1		6010B	Total/NA
Barium	130		0.48		mg/Kg	1		6010B	Total/NA
Beryllium	0.31		0.095		mg/Kg	1		6010B	Total/NA
Cadmium	1.3		0.12		mg/Kg	1		6010B	Total/NA
Chromium	31		0.48		mg/Kg	1		6010B	Total/NA
Cobalt	7.4		0.19		mg/Kg	1		6010B	Total/NA
Copper	30		1.4		mg/Kg	1		6010B	Total/NA
Lead	45		0.48		mg/Kg	1		6010B	Total/NA
Nickel	33		0.48		mg/Kg	1		6010B	Total/NA
Selenium	0.99		0.95		mg/Kg	1		6010B	Total/NA
Silver	0.29		0.24		mg/Kg	1		6010B	Total/NA
Thallium	0.68		0.48		mg/Kg	1		6010B	Total/NA
Vanadium	31		0.48		mg/Kg	1		6010B	Total/NA
Zinc	68		1.4		mg/Kg	1		6010B	Total/NA
Mercury	0.15		0.0086		mg/Kg	1		7471A	Total/NA

Client Sample ID: COMPOSITE-5

Lab Sample ID: 720-62077-63

Analyte	Result	Qualifier	RL	MDL	Unit	Dil Fac	D	Method	Prep Type
Benzo[a]pyrene	52		50		ug/Kg	10		8270C SIM	Total/NA
Benzo[b]fluoranthene	79		50		ug/Kg	10		8270C SIM	Total/NA
Chrysene	56		50		ug/Kg	10		8270C SIM	Total/NA
Fluoranthene	84		50		ug/Kg	10		8270C SIM	Total/NA
Phenanthrene	57		50		ug/Kg	10		8270C SIM	Total/NA
Pyrene	110		50		ug/Kg	10		8270C SIM	Total/NA
Arsenic	11		3.0		mg/Kg	4		6010B	Total/NA
Barium	140		1.5		mg/Kg	4		6010B	Total/NA
Beryllium	0.30		0.30		mg/Kg	4		6010B	Total/NA
Cadmium	2.1		0.38		mg/Kg	4		6010B	Total/NA

This Detection Summary does not include radiochemical test results.

TestAmerica Pleasanton

Detection Summary

Client: Cornerstone Earth Group
Project/Site: East Bay Bridge Center

TestAmerica Job ID: 720-62077-1

Client Sample ID: COMPOSITE-5 (Continued)

Lab Sample ID: 720-62077-63

Analyte	Result	Qualifier	RL	MDL	Unit	Dil Fac	D	Method	Prep Type
Chromium	37		1.5		mg/Kg	4		6010B	Total/NA
Cobalt	7.1		0.60		mg/Kg	4		6010B	Total/NA
Copper	45		4.5		mg/Kg	4		6010B	Total/NA
Lead	60		1.5		mg/Kg	4		6010B	Total/NA
Nickel	35		1.5		mg/Kg	4		6010B	Total/NA
Vanadium	35		1.5		mg/Kg	4		6010B	Total/NA
Zinc	89		4.5		mg/Kg	4		6010B	Total/NA
Mercury	0.23		0.0097		mg/Kg	1		7471A	Total/NA

This Detection Summary does not include radiochemical test results.

TestAmerica Pleasanton

Client Sample Results

Client: Cornerstone Earth Group
 Project/Site: East Bay Bridge Center

TestAmerica Job ID: 720-62077-1

Client Sample ID: EB-4 (4-4.5)

Lab Sample ID: 720-62077-1

Date Collected: 12/23/14 10:54

Matrix: Solid

Date Received: 12/23/14 15:10

Method: 8260B/CA_LUFTMS - 8260B / CA LUFT MS

Analyte	Result	Qualifier	RL	MDL	Unit	D	Prepared	Analyzed	Dil Fac
Methyl tert-butyl ether	ND		5.6		ug/Kg		12/23/14 19:00	12/24/14 13:40	1
Acetone	ND		56		ug/Kg		12/23/14 19:00	12/24/14 13:40	1
Benzene	ND		5.6		ug/Kg		12/23/14 19:00	12/24/14 13:40	1
Dichlorobromomethane	ND		5.6		ug/Kg		12/23/14 19:00	12/24/14 13:40	1
Bromobenzene	ND	*	5.6		ug/Kg		12/23/14 19:00	12/24/14 13:40	1
Chlorobromomethane	ND		22		ug/Kg		12/23/14 19:00	12/24/14 13:40	1
Bromoform	ND		5.6		ug/Kg		12/23/14 19:00	12/24/14 13:40	1
Bromomethane	ND		11		ug/Kg		12/23/14 19:00	12/24/14 13:40	1
2-Butanone (MEK)	ND		56		ug/Kg		12/23/14 19:00	12/24/14 13:40	1
n-Butylbenzene	ND	*	5.6		ug/Kg		12/23/14 19:00	12/24/14 13:40	1
sec-Butylbenzene	ND	*	5.6		ug/Kg		12/23/14 19:00	12/24/14 13:40	1
tert-Butylbenzene	ND	*	5.6		ug/Kg		12/23/14 19:00	12/24/14 13:40	1
Carbon disulfide	ND		5.6		ug/Kg		12/23/14 19:00	12/24/14 13:40	1
Carbon tetrachloride	ND		5.6		ug/Kg		12/23/14 19:00	12/24/14 13:40	1
Chlorobenzene	ND		5.6		ug/Kg		12/23/14 19:00	12/24/14 13:40	1
Chloroethane	ND		11		ug/Kg		12/23/14 19:00	12/24/14 13:40	1
Chloroform	ND		5.6		ug/Kg		12/23/14 19:00	12/24/14 13:40	1
Chloromethane	ND		11		ug/Kg		12/23/14 19:00	12/24/14 13:40	1
2-Chlorotoluene	ND	*	5.6		ug/Kg		12/23/14 19:00	12/24/14 13:40	1
4-Chlorotoluene	ND	*	5.6		ug/Kg		12/23/14 19:00	12/24/14 13:40	1
Chlorodibromomethane	ND		5.6		ug/Kg		12/23/14 19:00	12/24/14 13:40	1
1,2-Dichlorobenzene	ND	*	5.6		ug/Kg		12/23/14 19:00	12/24/14 13:40	1
1,3-Dichlorobenzene	ND	*	5.6		ug/Kg		12/23/14 19:00	12/24/14 13:40	1
1,4-Dichlorobenzene	ND	*	5.6		ug/Kg		12/23/14 19:00	12/24/14 13:40	1
1,3-Dichloropropane	ND		5.6		ug/Kg		12/23/14 19:00	12/24/14 13:40	1
1,1-Dichloropropene	ND		5.6		ug/Kg		12/23/14 19:00	12/24/14 13:40	1
1,2-Dibromo-3-Chloropropane	ND	*	11		ug/Kg		12/23/14 19:00	12/24/14 13:40	1
Ethylene Dibromide	ND		5.6		ug/Kg		12/23/14 19:00	12/24/14 13:40	1
Dibromomethane	ND		11		ug/Kg		12/23/14 19:00	12/24/14 13:40	1
Dichlorodifluoromethane	ND		11		ug/Kg		12/23/14 19:00	12/24/14 13:40	1
1,1-Dichloroethane	ND		5.6		ug/Kg		12/23/14 19:00	12/24/14 13:40	1
1,2-Dichloroethane	ND		5.6		ug/Kg		12/23/14 19:00	12/24/14 13:40	1
1,1-Dichloroethene	ND		5.6		ug/Kg		12/23/14 19:00	12/24/14 13:40	1
cis-1,2-Dichloroethene	ND		5.6		ug/Kg		12/23/14 19:00	12/24/14 13:40	1
trans-1,2-Dichloroethene	ND		5.6		ug/Kg		12/23/14 19:00	12/24/14 13:40	1
1,2-Dichloropropane	ND		5.6		ug/Kg		12/23/14 19:00	12/24/14 13:40	1
cis-1,3-Dichloropropene	ND		5.6		ug/Kg		12/23/14 19:00	12/24/14 13:40	1
trans-1,3-Dichloropropene	ND		5.6		ug/Kg		12/23/14 19:00	12/24/14 13:40	1
Ethylbenzene	ND		5.6		ug/Kg		12/23/14 19:00	12/24/14 13:40	1
Hexachlorobutadiene	ND	*	5.6		ug/Kg		12/23/14 19:00	12/24/14 13:40	1
2-Hexanone	ND		56		ug/Kg		12/23/14 19:00	12/24/14 13:40	1
Isopropylbenzene	ND		5.6		ug/Kg		12/23/14 19:00	12/24/14 13:40	1
4-Isopropyltoluene	ND	*	5.6		ug/Kg		12/23/14 19:00	12/24/14 13:40	1
Methylene Chloride	ND		11		ug/Kg		12/23/14 19:00	12/24/14 13:40	1
4-Methyl-2-pentanone (MIBK)	ND		56		ug/Kg		12/23/14 19:00	12/24/14 13:40	1
Naphthalene	ND	*	11		ug/Kg		12/23/14 19:00	12/24/14 13:40	1
N-Propylbenzene	ND	*	5.6		ug/Kg		12/23/14 19:00	12/24/14 13:40	1
Styrene	ND		5.6		ug/Kg		12/23/14 19:00	12/24/14 13:40	1
1,1,1,2-Tetrachloroethane	ND		5.6		ug/Kg		12/23/14 19:00	12/24/14 13:40	1

TestAmerica Pleasanton

Client Sample Results

Client: Cornerstone Earth Group
Project/Site: East Bay Bridge Center

TestAmerica Job ID: 720-62077-1

Client Sample ID: EB-4 (4-4.5)

Lab Sample ID: 720-62077-1

Date Collected: 12/23/14 10:54

Matrix: Solid

Date Received: 12/23/14 15:10

Method: 8260B/CA_LUFTMS - 8260B / CA LUFT MS (Continued)

Analyte	Result	Qualifier	RL	MDL	Unit	D	Prepared	Analyzed	Dil Fac
1,1,2,2-Tetrachloroethane	ND	*	5.6		ug/Kg		12/23/14 19:00	12/24/14 13:40	1
Tetrachloroethene	ND		5.6		ug/Kg		12/23/14 19:00	12/24/14 13:40	1
Toluene	ND		5.6		ug/Kg		12/23/14 19:00	12/24/14 13:40	1
1,2,3-Trichlorobenzene	ND	*	5.6		ug/Kg		12/23/14 19:00	12/24/14 13:40	1
1,2,4-Trichlorobenzene	ND	*	5.6		ug/Kg		12/23/14 19:00	12/24/14 13:40	1
1,1,1-Trichloroethane	ND		5.6		ug/Kg		12/23/14 19:00	12/24/14 13:40	1
1,1,2-Trichloroethane	ND		5.6		ug/Kg		12/23/14 19:00	12/24/14 13:40	1
Trichloroethene	ND		5.6		ug/Kg		12/23/14 19:00	12/24/14 13:40	1
Trichlorofluoromethane	ND		5.6		ug/Kg		12/23/14 19:00	12/24/14 13:40	1
1,2,3-Trichloropropane	ND	*	5.6		ug/Kg		12/23/14 19:00	12/24/14 13:40	1
1,1,2-Trichloro-1,2,2-trifluoroethane	ND		5.6		ug/Kg		12/23/14 19:00	12/24/14 13:40	1
1,2,4-Trimethylbenzene	ND	*	5.6		ug/Kg		12/23/14 19:00	12/24/14 13:40	1
1,3,5-Trimethylbenzene	ND	*	5.6		ug/Kg		12/23/14 19:00	12/24/14 13:40	1
Vinyl acetate	ND		22		ug/Kg		12/23/14 19:00	12/24/14 13:40	1
Vinyl chloride	ND		5.6		ug/Kg		12/23/14 19:00	12/24/14 13:40	1
Xylenes, Total	ND		11		ug/Kg		12/23/14 19:00	12/24/14 13:40	1
2,2-Dichloropropane	ND		5.6		ug/Kg		12/23/14 19:00	12/24/14 13:40	1
Gasoline Range Organics (GRO) -C5-C12	ND		280		ug/Kg		12/23/14 19:00	12/24/14 13:40	1

Surrogate	%Recovery	Qualifier	Limits	Prepared	Analyzed	Dil Fac
4-Bromofluorobenzene	68		45 - 131	12/23/14 19:00	12/24/14 13:40	1
1,2-Dichloroethane-d4 (Surr)	120		60 - 140	12/23/14 19:00	12/24/14 13:40	1
Toluene-d8 (Surr)	81		58 - 140	12/23/14 19:00	12/24/14 13:40	1

Method: 8015B - Diesel Range Organics (DRO) (GC) - Silica Gel Cleanup

Analyte	Result	Qualifier	RL	MDL	Unit	D	Prepared	Analyzed	Dil Fac
Diesel Range Organics [C10-C28]	1500		20		mg/Kg		12/30/14 09:06	12/31/14 17:00	20
Motor Oil Range Organics [C24-C36]	3700		990		mg/Kg		12/30/14 09:06	12/31/14 17:00	20

Surrogate	%Recovery	Qualifier	Limits	Prepared	Analyzed	Dil Fac
Capric Acid (Surr)	0		0 - 1	12/30/14 09:06	12/31/14 17:00	20
p-Terphenyl	0	X D	38 - 148	12/30/14 09:06	12/31/14 17:00	20

Client Sample Results

Client: Cornerstone Earth Group
 Project/Site: East Bay Bridge Center

TestAmerica Job ID: 720-62077-1

Client Sample ID: EB-4 (4.5-5)

Lab Sample ID: 720-62077-2

Date Collected: 12/23/14 10:55

Matrix: Solid

Date Received: 12/23/14 15:10

Method: 8015B - Diesel Range Organics (DRO) (GC) - Silica Gel Cleanup

Analyte	Result	Qualifier	RL	MDL	Unit	D	Prepared	Analyzed	Dil Fac
Diesel Range Organics [C10-C28]	900		20		mg/Kg		12/30/14 09:06	12/31/14 23:05	20
Motor Oil Range Organics [C24-C36]	2300		980		mg/Kg		12/30/14 09:06	12/31/14 23:05	20
Surrogate	%Recovery	Qualifier	Limits				Prepared	Analyzed	Dil Fac
Capric Acid (Surr)	0		0 - 1				12/30/14 09:06	12/31/14 23:05	20
p-Terphenyl	0	XD	38 - 148				12/30/14 09:06	12/31/14 23:05	20



Client Sample Results

Client: Cornerstone Earth Group
 Project/Site: East Bay Bridge Center

TestAmerica Job ID: 720-62077-1

Client Sample ID: EB-3 (4-4.5)

Lab Sample ID: 720-62077-3

Date Collected: 12/23/14 12:31

Matrix: Solid

Date Received: 12/23/14 15:10

Method: 8260B/CA_LUFTMS - 8260B / CA LUFT MS

Analyte	Result	Qualifier	RL	MDL	Unit	D	Prepared	Analyzed	Dil Fac
Methyl tert-butyl ether	ND		4.7		ug/Kg		12/23/14 19:12	12/23/14 21:09	1
Acetone	ND		47		ug/Kg		12/23/14 19:12	12/23/14 21:09	1
Benzene	ND		4.7		ug/Kg		12/23/14 19:12	12/23/14 21:09	1
Dichlorobromomethane	ND		4.7		ug/Kg		12/23/14 19:12	12/23/14 21:09	1
Bromobenzene	ND		4.7		ug/Kg		12/23/14 19:12	12/23/14 21:09	1
Chlorobromomethane	ND		19		ug/Kg		12/23/14 19:12	12/23/14 21:09	1
Bromoform	ND		4.7		ug/Kg		12/23/14 19:12	12/23/14 21:09	1
Bromomethane	ND		9.4		ug/Kg		12/23/14 19:12	12/23/14 21:09	1
2-Butanone (MEK)	ND		47		ug/Kg		12/23/14 19:12	12/23/14 21:09	1
n-Butylbenzene	ND		4.7		ug/Kg		12/23/14 19:12	12/23/14 21:09	1
sec-Butylbenzene	ND		4.7		ug/Kg		12/23/14 19:12	12/23/14 21:09	1
tert-Butylbenzene	ND		4.7		ug/Kg		12/23/14 19:12	12/23/14 21:09	1
Carbon disulfide	ND		4.7		ug/Kg		12/23/14 19:12	12/23/14 21:09	1
Carbon tetrachloride	ND		4.7		ug/Kg		12/23/14 19:12	12/23/14 21:09	1
Chlorobenzene	ND		4.7		ug/Kg		12/23/14 19:12	12/23/14 21:09	1
Chloroethane	ND		9.4		ug/Kg		12/23/14 19:12	12/23/14 21:09	1
Chloroform	ND		4.7		ug/Kg		12/23/14 19:12	12/23/14 21:09	1
Chloromethane	ND		9.4		ug/Kg		12/23/14 19:12	12/23/14 21:09	1
2-Chlorotoluene	ND		4.7		ug/Kg		12/23/14 19:12	12/23/14 21:09	1
4-Chlorotoluene	ND		4.7		ug/Kg		12/23/14 19:12	12/23/14 21:09	1
Chlorodibromomethane	ND		4.7		ug/Kg		12/23/14 19:12	12/23/14 21:09	1
1,2-Dichlorobenzene	ND		4.7		ug/Kg		12/23/14 19:12	12/23/14 21:09	1
1,3-Dichlorobenzene	ND		4.7		ug/Kg		12/23/14 19:12	12/23/14 21:09	1
1,4-Dichlorobenzene	ND		4.7		ug/Kg		12/23/14 19:12	12/23/14 21:09	1
1,3-Dichloropropane	ND		4.7		ug/Kg		12/23/14 19:12	12/23/14 21:09	1
1,1-Dichloropropene	ND		4.7		ug/Kg		12/23/14 19:12	12/23/14 21:09	1
1,2-Dibromo-3-Chloropropane	ND		9.4		ug/Kg		12/23/14 19:12	12/23/14 21:09	1
Ethylene Dibromide	ND		4.7		ug/Kg		12/23/14 19:12	12/23/14 21:09	1
Dibromomethane	ND		9.4		ug/Kg		12/23/14 19:12	12/23/14 21:09	1
Dichlorodifluoromethane	ND		9.4		ug/Kg		12/23/14 19:12	12/23/14 21:09	1
1,1-Dichloroethane	ND		4.7		ug/Kg		12/23/14 19:12	12/23/14 21:09	1
1,2-Dichloroethane	ND		4.7		ug/Kg		12/23/14 19:12	12/23/14 21:09	1
1,1-Dichloroethene	ND		4.7		ug/Kg		12/23/14 19:12	12/23/14 21:09	1
cis-1,2-Dichloroethene	ND		4.7		ug/Kg		12/23/14 19:12	12/23/14 21:09	1
trans-1,2-Dichloroethene	ND		4.7		ug/Kg		12/23/14 19:12	12/23/14 21:09	1
1,2-Dichloropropane	ND		4.7		ug/Kg		12/23/14 19:12	12/23/14 21:09	1
cis-1,3-Dichloropropene	ND		4.7		ug/Kg		12/23/14 19:12	12/23/14 21:09	1
trans-1,3-Dichloropropene	ND		4.7		ug/Kg		12/23/14 19:12	12/23/14 21:09	1
Ethylbenzene	ND		4.7		ug/Kg		12/23/14 19:12	12/23/14 21:09	1
Hexachlorobutadiene	ND		4.7		ug/Kg		12/23/14 19:12	12/23/14 21:09	1
2-Hexanone	ND		47		ug/Kg		12/23/14 19:12	12/23/14 21:09	1
Isopropylbenzene	ND		4.7		ug/Kg		12/23/14 19:12	12/23/14 21:09	1
4-Isopropyltoluene	ND		4.7		ug/Kg		12/23/14 19:12	12/23/14 21:09	1
Methylene Chloride	ND		9.4		ug/Kg		12/23/14 19:12	12/23/14 21:09	1
4-Methyl-2-pentanone (MIBK)	ND		47		ug/Kg		12/23/14 19:12	12/23/14 21:09	1
Naphthalene	ND		9.4		ug/Kg		12/23/14 19:12	12/23/14 21:09	1
N-Propylbenzene	ND		4.7		ug/Kg		12/23/14 19:12	12/23/14 21:09	1
Styrene	ND		4.7		ug/Kg		12/23/14 19:12	12/23/14 21:09	1
1,1,1,2-Tetrachloroethane	ND		4.7		ug/Kg		12/23/14 19:12	12/23/14 21:09	1

TestAmerica Pleasanton

Client Sample Results

Client: Cornerstone Earth Group
Project/Site: East Bay Bridge Center

TestAmerica Job ID: 720-62077-1

Client Sample ID: EB-3 (4-4.5)

Lab Sample ID: 720-62077-3

Date Collected: 12/23/14 12:31

Matrix: Solid

Date Received: 12/23/14 15:10

Method: 8260B/CA_LUFTMS - 8260B / CA LUFT MS (Continued)

Analyte	Result	Qualifier	RL	MDL	Unit	D	Prepared	Analyzed	Dil Fac
1,1,2,2-Tetrachloroethane	ND		4.7		ug/Kg		12/23/14 19:12	12/23/14 21:09	1
Tetrachloroethene	ND		4.7		ug/Kg		12/23/14 19:12	12/23/14 21:09	1
Toluene	ND		4.7		ug/Kg		12/23/14 19:12	12/23/14 21:09	1
1,2,3-Trichlorobenzene	ND		4.7		ug/Kg		12/23/14 19:12	12/23/14 21:09	1
1,2,4-Trichlorobenzene	ND		4.7		ug/Kg		12/23/14 19:12	12/23/14 21:09	1
1,1,1-Trichloroethane	ND		4.7		ug/Kg		12/23/14 19:12	12/23/14 21:09	1
1,1,2-Trichloroethane	ND		4.7		ug/Kg		12/23/14 19:12	12/23/14 21:09	1
Trichloroethene	ND		4.7		ug/Kg		12/23/14 19:12	12/23/14 21:09	1
Trichlorofluoromethane	ND		4.7		ug/Kg		12/23/14 19:12	12/23/14 21:09	1
1,2,3-Trichloropropane	ND		4.7		ug/Kg		12/23/14 19:12	12/23/14 21:09	1
1,1,2-Trichloro-1,2,2-trifluoroethane	ND		4.7		ug/Kg		12/23/14 19:12	12/23/14 21:09	1
1,2,4-Trimethylbenzene	ND		4.7		ug/Kg		12/23/14 19:12	12/23/14 21:09	1
1,3,5-Trimethylbenzene	ND		4.7		ug/Kg		12/23/14 19:12	12/23/14 21:09	1
Vinyl acetate	ND		19		ug/Kg		12/23/14 19:12	12/23/14 21:09	1
Vinyl chloride	ND		4.7		ug/Kg		12/23/14 19:12	12/23/14 21:09	1
Xylenes, Total	ND		9.4		ug/Kg		12/23/14 19:12	12/23/14 21:09	1
2,2-Dichloropropane	ND		4.7		ug/Kg		12/23/14 19:12	12/23/14 21:09	1
Gasoline Range Organics (GRO) -C5-C12	ND		230		ug/Kg		12/23/14 19:12	12/23/14 21:09	1

Surrogate	%Recovery	Qualifier	Limits	Prepared	Analyzed	Dil Fac
4-Bromofluorobenzene	79		45 - 131	12/23/14 19:12	12/23/14 21:09	1
1,2-Dichloroethane-d4 (Surr)	96		60 - 140	12/23/14 19:12	12/23/14 21:09	1
Toluene-d8 (Surr)	91		58 - 140	12/23/14 19:12	12/23/14 21:09	1

Method: 8015B - Diesel Range Organics (DRO) (GC) - Silica Gel Cleanup

Analyte	Result	Qualifier	RL	MDL	Unit	D	Prepared	Analyzed	Dil Fac
Diesel Range Organics [C10-C28]	1300		50		mg/Kg		12/30/14 09:06	01/02/15 11:32	50
Motor Oil Range Organics [C24-C36]	4800		2500		mg/Kg		12/30/14 09:06	01/02/15 11:32	50

Surrogate	%Recovery	Qualifier	Limits	Prepared	Analyzed	Dil Fac
Capric Acid (Surr)	0		0 - 1	12/30/14 09:06	01/02/15 11:32	50
p-Terphenyl	0	X D	38 - 148	12/30/14 09:06	01/02/15 11:32	50

Client Sample Results

Client: Cornerstone Earth Group
 Project/Site: East Bay Bridge Center

TestAmerica Job ID: 720-62077-1

Client Sample ID: EB-3 (4.5-5)

Lab Sample ID: 720-62077-4

Date Collected: 12/23/14 12:32

Matrix: Solid

Date Received: 12/23/14 15:10

Method: 8015B - Diesel Range Organics (DRO) (GC) - Silica Gel Cleanup

Analyte	Result	Qualifier	RL	MDL	Unit	D	Prepared	Analyzed	Dil Fac
Diesel Range Organics [C10-C28]	14		1.0		mg/Kg		12/30/14 09:06	12/31/14 16:36	1
Motor Oil Range Organics [C24-C36]	ND		50		mg/Kg		12/30/14 09:06	12/31/14 16:36	1
Surrogate	%Recovery	Qualifier	Limits				Prepared	Analyzed	Dil Fac
Capric Acid (Surr)	0.008		0 - 1				12/30/14 09:06	12/31/14 16:36	1
p-Terphenyl	110		38 - 148				12/30/14 09:06	12/31/14 16:36	1



Client Sample Results

Client: Cornerstone Earth Group
 Project/Site: East Bay Bridge Center

TestAmerica Job ID: 720-62077-1

Client Sample ID: EB-2 (3.5-4)

Lab Sample ID: 720-62077-5

Date Collected: 12/23/14 12:21

Matrix: Solid

Date Received: 12/23/14 15:10

Method: 8260B/CA_LUFTMS - 8260B / CA LUFT MS

Analyte	Result	Qualifier	RL	MDL	Unit	D	Prepared	Analyzed	Dil Fac
Methyl tert-butyl ether	ND		4.9		ug/Kg		12/23/14 19:12	12/23/14 21:37	1
Acetone	53		49		ug/Kg		12/23/14 19:12	12/23/14 21:37	1
Benzene	ND		4.9		ug/Kg		12/23/14 19:12	12/23/14 21:37	1
Dichlorobromomethane	ND		4.9		ug/Kg		12/23/14 19:12	12/23/14 21:37	1
Bromobenzene	ND		4.9		ug/Kg		12/23/14 19:12	12/23/14 21:37	1
Chlorobromomethane	ND		20		ug/Kg		12/23/14 19:12	12/23/14 21:37	1
Bromoform	ND		4.9		ug/Kg		12/23/14 19:12	12/23/14 21:37	1
Bromomethane	ND		9.8		ug/Kg		12/23/14 19:12	12/23/14 21:37	1
2-Butanone (MEK)	ND		49		ug/Kg		12/23/14 19:12	12/23/14 21:37	1
n-Butylbenzene	ND		4.9		ug/Kg		12/23/14 19:12	12/23/14 21:37	1
sec-Butylbenzene	ND		4.9		ug/Kg		12/23/14 19:12	12/23/14 21:37	1
tert-Butylbenzene	ND		4.9		ug/Kg		12/23/14 19:12	12/23/14 21:37	1
Carbon disulfide	ND		4.9		ug/Kg		12/23/14 19:12	12/23/14 21:37	1
Carbon tetrachloride	ND		4.9		ug/Kg		12/23/14 19:12	12/23/14 21:37	1
Chlorobenzene	ND		4.9		ug/Kg		12/23/14 19:12	12/23/14 21:37	1
Chloroethane	ND		9.8		ug/Kg		12/23/14 19:12	12/23/14 21:37	1
Chloroform	ND		4.9		ug/Kg		12/23/14 19:12	12/23/14 21:37	1
Chloromethane	ND		9.8		ug/Kg		12/23/14 19:12	12/23/14 21:37	1
2-Chlorotoluene	ND		4.9		ug/Kg		12/23/14 19:12	12/23/14 21:37	1
4-Chlorotoluene	ND		4.9		ug/Kg		12/23/14 19:12	12/23/14 21:37	1
Chlorodibromomethane	ND		4.9		ug/Kg		12/23/14 19:12	12/23/14 21:37	1
1,2-Dichlorobenzene	ND		4.9		ug/Kg		12/23/14 19:12	12/23/14 21:37	1
1,3-Dichlorobenzene	ND		4.9		ug/Kg		12/23/14 19:12	12/23/14 21:37	1
1,4-Dichlorobenzene	ND		4.9		ug/Kg		12/23/14 19:12	12/23/14 21:37	1
1,3-Dichloropropane	ND		4.9		ug/Kg		12/23/14 19:12	12/23/14 21:37	1
1,1-Dichloropropene	ND		4.9		ug/Kg		12/23/14 19:12	12/23/14 21:37	1
1,2-Dibromo-3-Chloropropane	ND		9.8		ug/Kg		12/23/14 19:12	12/23/14 21:37	1
Ethylene Dibromide	ND		4.9		ug/Kg		12/23/14 19:12	12/23/14 21:37	1
Dibromomethane	ND		9.8		ug/Kg		12/23/14 19:12	12/23/14 21:37	1
Dichlorodifluoromethane	ND		9.8		ug/Kg		12/23/14 19:12	12/23/14 21:37	1
1,1-Dichloroethane	ND		4.9		ug/Kg		12/23/14 19:12	12/23/14 21:37	1
1,2-Dichloroethane	ND		4.9		ug/Kg		12/23/14 19:12	12/23/14 21:37	1
1,1-Dichloroethene	ND		4.9		ug/Kg		12/23/14 19:12	12/23/14 21:37	1
cis-1,2-Dichloroethene	ND		4.9		ug/Kg		12/23/14 19:12	12/23/14 21:37	1
trans-1,2-Dichloroethene	ND		4.9		ug/Kg		12/23/14 19:12	12/23/14 21:37	1
1,2-Dichloropropane	ND		4.9		ug/Kg		12/23/14 19:12	12/23/14 21:37	1
cis-1,3-Dichloropropene	ND		4.9		ug/Kg		12/23/14 19:12	12/23/14 21:37	1
trans-1,3-Dichloropropene	ND		4.9		ug/Kg		12/23/14 19:12	12/23/14 21:37	1
Ethylbenzene	ND		4.9		ug/Kg		12/23/14 19:12	12/23/14 21:37	1
Hexachlorobutadiene	ND		4.9		ug/Kg		12/23/14 19:12	12/23/14 21:37	1
2-Hexanone	ND		49		ug/Kg		12/23/14 19:12	12/23/14 21:37	1
Isopropylbenzene	ND		4.9		ug/Kg		12/23/14 19:12	12/23/14 21:37	1
4-Isopropyltoluene	ND		4.9		ug/Kg		12/23/14 19:12	12/23/14 21:37	1
Methylene Chloride	ND		9.8		ug/Kg		12/23/14 19:12	12/23/14 21:37	1
4-Methyl-2-pentanone (MIBK)	ND		49		ug/Kg		12/23/14 19:12	12/23/14 21:37	1
Naphthalene	ND		9.8		ug/Kg		12/23/14 19:12	12/23/14 21:37	1
N-Propylbenzene	ND		4.9		ug/Kg		12/23/14 19:12	12/23/14 21:37	1
Styrene	ND		4.9		ug/Kg		12/23/14 19:12	12/23/14 21:37	1
1,1,1,2-Tetrachloroethane	ND		4.9		ug/Kg		12/23/14 19:12	12/23/14 21:37	1

TestAmerica Pleasanton

Client Sample Results

Client: Cornerstone Earth Group
Project/Site: East Bay Bridge Center

TestAmerica Job ID: 720-62077-1

Client Sample ID: EB-2 (3.5-4)

Lab Sample ID: 720-62077-5

Date Collected: 12/23/14 12:21

Matrix: Solid

Date Received: 12/23/14 15:10

Method: 8260B/CA_LUFTMS - 8260B / CA LUFT MS (Continued)

Analyte	Result	Qualifier	RL	MDL	Unit	D	Prepared	Analyzed	Dil Fac
1,1,2,2-Tetrachloroethane	ND		4.9		ug/Kg		12/23/14 19:12	12/23/14 21:37	1
Tetrachloroethene	ND		4.9		ug/Kg		12/23/14 19:12	12/23/14 21:37	1
Toluene	ND		4.9		ug/Kg		12/23/14 19:12	12/23/14 21:37	1
1,2,3-Trichlorobenzene	ND		4.9		ug/Kg		12/23/14 19:12	12/23/14 21:37	1
1,2,4-Trichlorobenzene	ND		4.9		ug/Kg		12/23/14 19:12	12/23/14 21:37	1
1,1,1-Trichloroethane	ND		4.9		ug/Kg		12/23/14 19:12	12/23/14 21:37	1
1,1,2-Trichloroethane	ND		4.9		ug/Kg		12/23/14 19:12	12/23/14 21:37	1
Trichloroethene	ND		4.9		ug/Kg		12/23/14 19:12	12/23/14 21:37	1
Trichlorofluoromethane	ND		4.9		ug/Kg		12/23/14 19:12	12/23/14 21:37	1
1,2,3-Trichloropropane	ND		4.9		ug/Kg		12/23/14 19:12	12/23/14 21:37	1
1,1,2-Trichloro-1,2,2-trifluoroethane	ND		4.9		ug/Kg		12/23/14 19:12	12/23/14 21:37	1
1,2,4-Trimethylbenzene	ND		4.9		ug/Kg		12/23/14 19:12	12/23/14 21:37	1
1,3,5-Trimethylbenzene	ND		4.9		ug/Kg		12/23/14 19:12	12/23/14 21:37	1
Vinyl acetate	ND		20		ug/Kg		12/23/14 19:12	12/23/14 21:37	1
Vinyl chloride	ND		4.9		ug/Kg		12/23/14 19:12	12/23/14 21:37	1
Xylenes, Total	ND		9.8		ug/Kg		12/23/14 19:12	12/23/14 21:37	1
2,2-Dichloropropane	ND		4.9		ug/Kg		12/23/14 19:12	12/23/14 21:37	1
Gasoline Range Organics (GRO) -C5-C12	ND		250		ug/Kg		12/23/14 19:12	12/23/14 21:37	1

Surrogate	%Recovery	Qualifier	Limits	Prepared	Analyzed	Dil Fac
4-Bromofluorobenzene	79		45 - 131	12/23/14 19:12	12/23/14 21:37	1
1,2-Dichloroethane-d4 (Surr)	91		60 - 140	12/23/14 19:12	12/23/14 21:37	1
Toluene-d8 (Surr)	91		58 - 140	12/23/14 19:12	12/23/14 21:37	1

Method: 8015B - Diesel Range Organics (DRO) (GC) - Silica Gel Cleanup

Analyte	Result	Qualifier	RL	MDL	Unit	D	Prepared	Analyzed	Dil Fac
Diesel Range Organics [C10-C28]	63		5.0		mg/Kg		12/30/14 09:06	01/02/15 10:19	5
Motor Oil Range Organics [C24-C36]	330		250		mg/Kg		12/30/14 09:06	01/02/15 10:19	5

Surrogate	%Recovery	Qualifier	Limits	Prepared	Analyzed	Dil Fac
Capric Acid (Surr)	0		0 - 1	12/30/14 09:06	01/02/15 10:19	5
p-Terphenyl	0	X D	38 - 148	12/30/14 09:06	01/02/15 10:19	5

Client Sample Results

Client: Cornerstone Earth Group
 Project/Site: East Bay Bridge Center

TestAmerica Job ID: 720-62077-1

Client Sample ID: EB-2 (4-4.5)

Lab Sample ID: 720-62077-6

Date Collected: 12/23/14 12:22

Matrix: Solid

Date Received: 12/23/14 15:10

Method: 8015B - Diesel Range Organics (DRO) (GC) - Silica Gel Cleanup

Analyte	Result	Qualifier	RL	MDL	Unit	D	Prepared	Analyzed	Dil Fac
Diesel Range Organics [C10-C28]	1.7		0.99		mg/Kg		12/30/14 09:06	12/31/14 16:12	1
Motor Oil Range Organics [C24-C36]	ND		50		mg/Kg		12/30/14 09:06	12/31/14 16:12	1
Surrogate	%Recovery	Qualifier	Limits				Prepared	Analyzed	Dil Fac
Capric Acid (Surr)	0.007		0 - 1				12/30/14 09:06	12/31/14 16:12	1
p-Terphenyl	102		38 - 148				12/30/14 09:06	12/31/14 16:12	1



Client Sample Results

Client: Cornerstone Earth Group
Project/Site: East Bay Bridge Center

TestAmerica Job ID: 720-62077-1

Client Sample ID: EB-1 (4.5-5)

Lab Sample ID: 720-62077-7

Date Collected: 12/23/14 13:11

Matrix: Solid

Date Received: 12/23/14 15:10

Method: 8260B/CA_LUFTMS - 8260B / CA LUFT MS

Analyte	Result	Qualifier	RL	MDL	Unit	D	Prepared	Analyzed	Dil Fac
Methyl tert-butyl ether	ND		4.5		ug/Kg		12/23/14 19:12	12/23/14 22:06	1
Acetone	89		45		ug/Kg		12/23/14 19:12	12/23/14 22:06	1
Benzene	ND		4.5		ug/Kg		12/23/14 19:12	12/23/14 22:06	1
Dichlorobromomethane	ND		4.5		ug/Kg		12/23/14 19:12	12/23/14 22:06	1
Bromobenzene	ND	*	4.5		ug/Kg		12/23/14 19:12	12/23/14 22:06	1
Chlorobromomethane	ND		18		ug/Kg		12/23/14 19:12	12/23/14 22:06	1
Bromoform	ND		4.5		ug/Kg		12/23/14 19:12	12/23/14 22:06	1
Bromomethane	ND		9.1		ug/Kg		12/23/14 19:12	12/23/14 22:06	1
2-Butanone (MEK)	ND		45		ug/Kg		12/23/14 19:12	12/23/14 22:06	1
n-Butylbenzene	ND	*	4.5		ug/Kg		12/23/14 19:12	12/23/14 22:06	1
sec-Butylbenzene	ND	*	4.5		ug/Kg		12/23/14 19:12	12/23/14 22:06	1
tert-Butylbenzene	ND	*	4.5		ug/Kg		12/23/14 19:12	12/23/14 22:06	1
Carbon disulfide	ND		4.5		ug/Kg		12/23/14 19:12	12/23/14 22:06	1
Carbon tetrachloride	ND		4.5		ug/Kg		12/23/14 19:12	12/23/14 22:06	1
Chlorobenzene	ND		4.5		ug/Kg		12/23/14 19:12	12/23/14 22:06	1
Chloroethane	ND		9.1		ug/Kg		12/23/14 19:12	12/23/14 22:06	1
Chloroform	ND		4.5		ug/Kg		12/23/14 19:12	12/23/14 22:06	1
Chloromethane	ND		9.1		ug/Kg		12/23/14 19:12	12/23/14 22:06	1
2-Chlorotoluene	ND	*	4.5		ug/Kg		12/23/14 19:12	12/23/14 22:06	1
4-Chlorotoluene	ND	*	4.5		ug/Kg		12/23/14 19:12	12/23/14 22:06	1
Chlorodibromomethane	ND		4.5		ug/Kg		12/23/14 19:12	12/23/14 22:06	1
1,2-Dichlorobenzene	ND	*	4.5		ug/Kg		12/23/14 19:12	12/23/14 22:06	1
1,3-Dichlorobenzene	ND	*	4.5		ug/Kg		12/23/14 19:12	12/23/14 22:06	1
1,4-Dichlorobenzene	ND	*	4.5		ug/Kg		12/23/14 19:12	12/23/14 22:06	1
1,3-Dichloropropane	ND		4.5		ug/Kg		12/23/14 19:12	12/23/14 22:06	1
1,1-Dichloropropene	ND		4.5		ug/Kg		12/23/14 19:12	12/23/14 22:06	1
1,2-Dibromo-3-Chloropropane	ND	*	9.1		ug/Kg		12/23/14 19:12	12/23/14 22:06	1
Ethylene Dibromide	ND		4.5		ug/Kg		12/23/14 19:12	12/23/14 22:06	1
Dibromomethane	ND		9.1		ug/Kg		12/23/14 19:12	12/23/14 22:06	1
Dichlorodifluoromethane	ND		9.1		ug/Kg		12/23/14 19:12	12/23/14 22:06	1
1,1-Dichloroethane	ND		4.5		ug/Kg		12/23/14 19:12	12/23/14 22:06	1
1,2-Dichloroethane	ND		4.5		ug/Kg		12/23/14 19:12	12/23/14 22:06	1
1,1-Dichloroethene	ND		4.5		ug/Kg		12/23/14 19:12	12/23/14 22:06	1
cis-1,2-Dichloroethene	ND		4.5		ug/Kg		12/23/14 19:12	12/23/14 22:06	1
trans-1,2-Dichloroethene	ND		4.5		ug/Kg		12/23/14 19:12	12/23/14 22:06	1
1,2-Dichloropropane	ND		4.5		ug/Kg		12/23/14 19:12	12/23/14 22:06	1
cis-1,3-Dichloropropene	ND		4.5		ug/Kg		12/23/14 19:12	12/23/14 22:06	1
trans-1,3-Dichloropropene	ND		4.5		ug/Kg		12/23/14 19:12	12/23/14 22:06	1
Ethylbenzene	ND		4.5		ug/Kg		12/23/14 19:12	12/23/14 22:06	1
Hexachlorobutadiene	ND	*	4.5		ug/Kg		12/23/14 19:12	12/23/14 22:06	1
2-Hexanone	ND		45		ug/Kg		12/23/14 19:12	12/23/14 22:06	1
Isopropylbenzene	ND		4.5		ug/Kg		12/23/14 19:12	12/23/14 22:06	1
4-Isopropyltoluene	ND	*	4.5		ug/Kg		12/23/14 19:12	12/23/14 22:06	1
Methylene Chloride	ND		9.1		ug/Kg		12/23/14 19:12	12/23/14 22:06	1
4-Methyl-2-pentanone (MIBK)	ND		45		ug/Kg		12/23/14 19:12	12/23/14 22:06	1
Naphthalene	ND	*	9.1		ug/Kg		12/23/14 19:12	12/23/14 22:06	1
N-Propylbenzene	ND	*	4.5		ug/Kg		12/23/14 19:12	12/23/14 22:06	1
Styrene	ND		4.5		ug/Kg		12/23/14 19:12	12/23/14 22:06	1
1,1,1,2-Tetrachloroethane	ND		4.5		ug/Kg		12/23/14 19:12	12/23/14 22:06	1

TestAmerica Pleasanton

Client Sample Results

Client: Cornerstone Earth Group
 Project/Site: East Bay Bridge Center

TestAmerica Job ID: 720-62077-1

Client Sample ID: EB-1 (4.5-5)

Lab Sample ID: 720-62077-7

Date Collected: 12/23/14 13:11

Matrix: Solid

Date Received: 12/23/14 15:10

Method: 8260B/CA_LUFTMS - 8260B / CA LUFT MS (Continued)

Analyte	Result	Qualifier	RL	MDL	Unit	D	Prepared	Analyzed	Dil Fac
1,1,2,2-Tetrachloroethane	ND	*	4.5		ug/Kg		12/23/14 19:12	12/23/14 22:06	1
Tetrachloroethene	ND		4.5		ug/Kg		12/23/14 19:12	12/23/14 22:06	1
Toluene	ND		4.5		ug/Kg		12/23/14 19:12	12/23/14 22:06	1
1,2,3-Trichlorobenzene	ND	*	4.5		ug/Kg		12/23/14 19:12	12/23/14 22:06	1
1,2,4-Trichlorobenzene	ND	*	4.5		ug/Kg		12/23/14 19:12	12/23/14 22:06	1
1,1,1-Trichloroethane	ND		4.5		ug/Kg		12/23/14 19:12	12/23/14 22:06	1
1,1,2-Trichloroethane	ND		4.5		ug/Kg		12/23/14 19:12	12/23/14 22:06	1
Trichloroethene	ND		4.5		ug/Kg		12/23/14 19:12	12/23/14 22:06	1
Trichlorofluoromethane	ND		4.5		ug/Kg		12/23/14 19:12	12/23/14 22:06	1
1,2,3-Trichloropropane	ND	*	4.5		ug/Kg		12/23/14 19:12	12/23/14 22:06	1
1,1,2-Trichloro-1,2,2-trifluoroethane	ND		4.5		ug/Kg		12/23/14 19:12	12/23/14 22:06	1
1,2,4-Trimethylbenzene	ND	*	4.5		ug/Kg		12/23/14 19:12	12/23/14 22:06	1
1,3,5-Trimethylbenzene	ND	*	4.5		ug/Kg		12/23/14 19:12	12/23/14 22:06	1
Vinyl acetate	ND		18		ug/Kg		12/23/14 19:12	12/23/14 22:06	1
Vinyl chloride	ND		4.5		ug/Kg		12/23/14 19:12	12/23/14 22:06	1
Xylenes, Total	ND		9.1		ug/Kg		12/23/14 19:12	12/23/14 22:06	1
2,2-Dichloropropane	ND		4.5		ug/Kg		12/23/14 19:12	12/23/14 22:06	1
Gasoline Range Organics (GRO) -C5-C12	ND		230		ug/Kg		12/23/14 19:12	12/23/14 22:06	1

Surrogate	%Recovery	Qualifier	Limits	Prepared	Analyzed	Dil Fac
4-Bromofluorobenzene	76		45 - 131	12/23/14 19:12	12/23/14 22:06	1
1,2-Dichloroethane-d4 (Surr)	99		60 - 140	12/23/14 19:12	12/23/14 22:06	1
Toluene-d8 (Surr)	87		58 - 140	12/23/14 19:12	12/23/14 22:06	1

Method: 8015B - Diesel Range Organics (DRO) (GC) - Silica Gel Cleanup

Analyte	Result	Qualifier	RL	MDL	Unit	D	Prepared	Analyzed	Dil Fac
Diesel Range Organics [C10-C28]	1900		50		mg/Kg		12/30/14 09:06	12/31/14 22:16	20
Motor Oil Range Organics [C24-C36]	6400		2500		mg/Kg		12/30/14 09:06	12/31/14 22:16	20

Surrogate	%Recovery	Qualifier	Limits	Prepared	Analyzed	Dil Fac
Capric Acid (Surr)	0		0 - 1	12/30/14 09:06	12/31/14 22:16	20
p-Terphenyl	0	X D	38 - 148	12/30/14 09:06	12/31/14 22:16	20

Client Sample Results

Client: Cornerstone Earth Group
 Project/Site: East Bay Bridge Center

TestAmerica Job ID: 720-62077-1

Client Sample ID: EB-1 (6-6.5)

Lab Sample ID: 720-62077-8

Date Collected: 12/23/14 13:12

Matrix: Solid

Date Received: 12/23/14 15:10

Method: 8015B - Diesel Range Organics (DRO) (GC) - Silica Gel Cleanup

Analyte	Result	Qualifier	RL	MDL	Unit	D	Prepared	Analyzed	Dil Fac
Diesel Range Organics [C10-C28]	170		4.9		mg/Kg		12/30/14 09:06	12/31/14 21:28	5
Motor Oil Range Organics [C24-C36]	350		250		mg/Kg		12/30/14 09:06	12/31/14 21:28	5
Surrogate	%Recovery	Qualifier	Limits				Prepared	Analyzed	Dil Fac
Capric Acid (Surr)	0		0 - 1				12/30/14 09:06	12/31/14 21:28	5
p-Terphenyl	0	XD	38 - 148				12/30/14 09:06	12/31/14 21:28	5



Client Sample Results

Client: Cornerstone Earth Group
 Project/Site: East Bay Bridge Center

TestAmerica Job ID: 720-62077-1

Client Sample ID: EB-10 (4-4.5)

Lab Sample ID: 720-62077-9

Date Collected: 12/23/14 09:40

Matrix: Solid

Date Received: 12/23/14 15:10

Method: 8260B/CA_LUFTMS - 8260B / CA LUFT MS

Analyte	Result	Qualifier	RL	MDL	Unit	D	Prepared	Analyzed	Dil Fac
Methyl tert-butyl ether	ND		4.9		ug/Kg		12/23/14 19:12	12/23/14 22:34	1
Acetone	ND		49		ug/Kg		12/23/14 19:12	12/23/14 22:34	1
Benzene	ND		4.9		ug/Kg		12/23/14 19:12	12/23/14 22:34	1
Dichlorobromomethane	ND		4.9		ug/Kg		12/23/14 19:12	12/23/14 22:34	1
Bromobenzene	ND		4.9		ug/Kg		12/23/14 19:12	12/23/14 22:34	1
Chlorobromomethane	ND		19		ug/Kg		12/23/14 19:12	12/23/14 22:34	1
Bromoform	ND		4.9		ug/Kg		12/23/14 19:12	12/23/14 22:34	1
Bromomethane	ND		9.7		ug/Kg		12/23/14 19:12	12/23/14 22:34	1
2-Butanone (MEK)	ND		49		ug/Kg		12/23/14 19:12	12/23/14 22:34	1
n-Butylbenzene	ND		4.9		ug/Kg		12/23/14 19:12	12/23/14 22:34	1
sec-Butylbenzene	ND		4.9		ug/Kg		12/23/14 19:12	12/23/14 22:34	1
tert-Butylbenzene	ND		4.9		ug/Kg		12/23/14 19:12	12/23/14 22:34	1
Carbon disulfide	ND		4.9		ug/Kg		12/23/14 19:12	12/23/14 22:34	1
Carbon tetrachloride	ND		4.9		ug/Kg		12/23/14 19:12	12/23/14 22:34	1
Chlorobenzene	ND		4.9		ug/Kg		12/23/14 19:12	12/23/14 22:34	1
Chloroethane	ND		9.7		ug/Kg		12/23/14 19:12	12/23/14 22:34	1
Chloroform	ND		4.9		ug/Kg		12/23/14 19:12	12/23/14 22:34	1
Chloromethane	ND		9.7		ug/Kg		12/23/14 19:12	12/23/14 22:34	1
2-Chlorotoluene	ND		4.9		ug/Kg		12/23/14 19:12	12/23/14 22:34	1
4-Chlorotoluene	ND		4.9		ug/Kg		12/23/14 19:12	12/23/14 22:34	1
Chlorodibromomethane	ND		4.9		ug/Kg		12/23/14 19:12	12/23/14 22:34	1
1,2-Dichlorobenzene	ND		4.9		ug/Kg		12/23/14 19:12	12/23/14 22:34	1
1,3-Dichlorobenzene	ND		4.9		ug/Kg		12/23/14 19:12	12/23/14 22:34	1
1,4-Dichlorobenzene	ND		4.9		ug/Kg		12/23/14 19:12	12/23/14 22:34	1
1,3-Dichloropropane	ND		4.9		ug/Kg		12/23/14 19:12	12/23/14 22:34	1
1,1-Dichloropropene	ND		4.9		ug/Kg		12/23/14 19:12	12/23/14 22:34	1
1,2-Dibromo-3-Chloropropane	ND		9.7		ug/Kg		12/23/14 19:12	12/23/14 22:34	1
Ethylene Dibromide	ND		4.9		ug/Kg		12/23/14 19:12	12/23/14 22:34	1
Dibromomethane	ND		9.7		ug/Kg		12/23/14 19:12	12/23/14 22:34	1
Dichlorodifluoromethane	ND		9.7		ug/Kg		12/23/14 19:12	12/23/14 22:34	1
1,1-Dichloroethane	ND		4.9		ug/Kg		12/23/14 19:12	12/23/14 22:34	1
1,2-Dichloroethane	ND		4.9		ug/Kg		12/23/14 19:12	12/23/14 22:34	1
1,1-Dichloroethene	ND		4.9		ug/Kg		12/23/14 19:12	12/23/14 22:34	1
cis-1,2-Dichloroethene	ND		4.9		ug/Kg		12/23/14 19:12	12/23/14 22:34	1
trans-1,2-Dichloroethene	ND		4.9		ug/Kg		12/23/14 19:12	12/23/14 22:34	1
1,2-Dichloropropane	ND		4.9		ug/Kg		12/23/14 19:12	12/23/14 22:34	1
cis-1,3-Dichloropropene	ND		4.9		ug/Kg		12/23/14 19:12	12/23/14 22:34	1
trans-1,3-Dichloropropene	ND		4.9		ug/Kg		12/23/14 19:12	12/23/14 22:34	1
Ethylbenzene	ND		4.9		ug/Kg		12/23/14 19:12	12/23/14 22:34	1
Hexachlorobutadiene	ND		4.9		ug/Kg		12/23/14 19:12	12/23/14 22:34	1
2-Hexanone	ND		49		ug/Kg		12/23/14 19:12	12/23/14 22:34	1
Isopropylbenzene	ND		4.9		ug/Kg		12/23/14 19:12	12/23/14 22:34	1
4-Isopropyltoluene	ND		4.9		ug/Kg		12/23/14 19:12	12/23/14 22:34	1
Methylene Chloride	ND		9.7		ug/Kg		12/23/14 19:12	12/23/14 22:34	1
4-Methyl-2-pentanone (MIBK)	ND		49		ug/Kg		12/23/14 19:12	12/23/14 22:34	1
Naphthalene	ND		9.7		ug/Kg		12/23/14 19:12	12/23/14 22:34	1
N-Propylbenzene	ND		4.9		ug/Kg		12/23/14 19:12	12/23/14 22:34	1
Styrene	ND		4.9		ug/Kg		12/23/14 19:12	12/23/14 22:34	1
1,1,1,2-Tetrachloroethane	ND		4.9		ug/Kg		12/23/14 19:12	12/23/14 22:34	1

TestAmerica Pleasanton

Client Sample Results

Client: Cornerstone Earth Group
 Project/Site: East Bay Bridge Center

TestAmerica Job ID: 720-62077-1

Client Sample ID: EB-10 (4-4.5)

Lab Sample ID: 720-62077-9

Date Collected: 12/23/14 09:40

Matrix: Solid

Date Received: 12/23/14 15:10

Method: 8260B/CA_LUFTMS - 8260B / CA LUFT MS (Continued)

Analyte	Result	Qualifier	RL	MDL	Unit	D	Prepared	Analyzed	Dil Fac
1,1,2,2-Tetrachloroethane	ND		4.9		ug/Kg		12/23/14 19:12	12/23/14 22:34	1
Tetrachloroethene	ND		4.9		ug/Kg		12/23/14 19:12	12/23/14 22:34	1
Toluene	ND		4.9		ug/Kg		12/23/14 19:12	12/23/14 22:34	1
1,2,3-Trichlorobenzene	ND		4.9		ug/Kg		12/23/14 19:12	12/23/14 22:34	1
1,2,4-Trichlorobenzene	ND		4.9		ug/Kg		12/23/14 19:12	12/23/14 22:34	1
1,1,1-Trichloroethane	ND		4.9		ug/Kg		12/23/14 19:12	12/23/14 22:34	1
1,1,2-Trichloroethane	ND		4.9		ug/Kg		12/23/14 19:12	12/23/14 22:34	1
Trichloroethene	ND		4.9		ug/Kg		12/23/14 19:12	12/23/14 22:34	1
Trichlorofluoromethane	ND		4.9		ug/Kg		12/23/14 19:12	12/23/14 22:34	1
1,2,3-Trichloropropane	ND		4.9		ug/Kg		12/23/14 19:12	12/23/14 22:34	1
1,1,2-Trichloro-1,2,2-trifluoroethane	ND		4.9		ug/Kg		12/23/14 19:12	12/23/14 22:34	1
1,2,4-Trimethylbenzene	ND		4.9		ug/Kg		12/23/14 19:12	12/23/14 22:34	1
1,3,5-Trimethylbenzene	ND		4.9		ug/Kg		12/23/14 19:12	12/23/14 22:34	1
Vinyl acetate	ND		19		ug/Kg		12/23/14 19:12	12/23/14 22:34	1
Vinyl chloride	ND		4.9		ug/Kg		12/23/14 19:12	12/23/14 22:34	1
Xylenes, Total	ND		9.7		ug/Kg		12/23/14 19:12	12/23/14 22:34	1
2,2-Dichloropropane	ND		4.9		ug/Kg		12/23/14 19:12	12/23/14 22:34	1
Gasoline Range Organics (GRO) -C5-C12	ND		240		ug/Kg		12/23/14 19:12	12/23/14 22:34	1

Surrogate	%Recovery	Qualifier	Limits	Prepared	Analyzed	Dil Fac
4-Bromofluorobenzene	83		45 - 131	12/23/14 19:12	12/23/14 22:34	1
1,2-Dichloroethane-d4 (Surr)	91		60 - 140	12/23/14 19:12	12/23/14 22:34	1
Toluene-d8 (Surr)	91		58 - 140	12/23/14 19:12	12/23/14 22:34	1

Method: 8015B - Diesel Range Organics (DRO) (GC) - Silica Gel Cleanup

Analyte	Result	Qualifier	RL	MDL	Unit	D	Prepared	Analyzed	Dil Fac
Diesel Range Organics [C10-C28]	33		2.0		mg/Kg		12/30/14 09:06	01/02/15 09:55	2
Motor Oil Range Organics [C24-C36]	180		100		mg/Kg		12/30/14 09:06	01/02/15 09:55	2

Surrogate	%Recovery	Qualifier	Limits	Prepared	Analyzed	Dil Fac
Capric Acid (Surr)	0.01		0 - 1	12/30/14 09:06	01/02/15 09:55	2
p-Terphenyl	92		38 - 148	12/30/14 09:06	01/02/15 09:55	2

Client Sample Results

Client: Cornerstone Earth Group
 Project/Site: East Bay Bridge Center

TestAmerica Job ID: 720-62077-1

Client Sample ID: EB-10 (4.5-5)

Lab Sample ID: 720-62077-10

Date Collected: 12/23/14 09:42

Matrix: Solid

Date Received: 12/23/14 15:10

Method: 8015B - Diesel Range Organics (DRO) (GC) - Silica Gel Cleanup

Analyte	Result	Qualifier	RL	MDL	Unit	D	Prepared	Analyzed	Dil Fac
Diesel Range Organics [C10-C28]	97		5.0		mg/Kg		12/30/14 09:06	12/31/14 22:40	5
Motor Oil Range Organics [C24-C36]	370		250		mg/Kg		12/30/14 09:06	12/31/14 22:40	5
Surrogate	%Recovery	Qualifier	Limits				Prepared	Analyzed	Dil Fac
Capric Acid (Surr)	0		0 - 1				12/30/14 09:06	12/31/14 22:40	5
p-Terphenyl	0	XD	38 - 148				12/30/14 09:06	12/31/14 22:40	5



Client Sample Results

Client: Cornerstone Earth Group
Project/Site: East Bay Bridge Center

TestAmerica Job ID: 720-62077-1

Client Sample ID: EB-9 (4-4.5)

Lab Sample ID: 720-62077-11

Date Collected: 12/23/14 09:55

Matrix: Solid

Date Received: 12/23/14 15:10

Method: 8260B/CA_LUFTMS - 8260B / CA LUFT MS

Analyte	Result	Qualifier	RL	MDL	Unit	D	Prepared	Analyzed	Dil Fac
Methyl tert-butyl ether	ND		4.2		ug/Kg		12/23/14 19:12	12/23/14 23:02	1
Acetone	ND		42		ug/Kg		12/23/14 19:12	12/23/14 23:02	1
Benzene	ND		4.2		ug/Kg		12/23/14 19:12	12/23/14 23:02	1
Dichlorobromomethane	ND		4.2		ug/Kg		12/23/14 19:12	12/23/14 23:02	1
Bromobenzene	ND		4.2		ug/Kg		12/23/14 19:12	12/23/14 23:02	1
Chlorobromomethane	ND		17		ug/Kg		12/23/14 19:12	12/23/14 23:02	1
Bromoform	ND		4.2		ug/Kg		12/23/14 19:12	12/23/14 23:02	1
Bromomethane	ND		8.3		ug/Kg		12/23/14 19:12	12/23/14 23:02	1
2-Butanone (MEK)	ND		42		ug/Kg		12/23/14 19:12	12/23/14 23:02	1
n-Butylbenzene	ND		4.2		ug/Kg		12/23/14 19:12	12/23/14 23:02	1
sec-Butylbenzene	ND		4.2		ug/Kg		12/23/14 19:12	12/23/14 23:02	1
tert-Butylbenzene	ND		4.2		ug/Kg		12/23/14 19:12	12/23/14 23:02	1
Carbon disulfide	ND		4.2		ug/Kg		12/23/14 19:12	12/23/14 23:02	1
Carbon tetrachloride	ND		4.2		ug/Kg		12/23/14 19:12	12/23/14 23:02	1
Chlorobenzene	ND		4.2		ug/Kg		12/23/14 19:12	12/23/14 23:02	1
Chloroethane	ND		8.3		ug/Kg		12/23/14 19:12	12/23/14 23:02	1
Chloroform	ND		4.2		ug/Kg		12/23/14 19:12	12/23/14 23:02	1
Chloromethane	ND		8.3		ug/Kg		12/23/14 19:12	12/23/14 23:02	1
2-Chlorotoluene	ND		4.2		ug/Kg		12/23/14 19:12	12/23/14 23:02	1
4-Chlorotoluene	ND		4.2		ug/Kg		12/23/14 19:12	12/23/14 23:02	1
Chlorodibromomethane	ND		4.2		ug/Kg		12/23/14 19:12	12/23/14 23:02	1
1,2-Dichlorobenzene	ND		4.2		ug/Kg		12/23/14 19:12	12/23/14 23:02	1
1,3-Dichlorobenzene	ND		4.2		ug/Kg		12/23/14 19:12	12/23/14 23:02	1
1,4-Dichlorobenzene	ND		4.2		ug/Kg		12/23/14 19:12	12/23/14 23:02	1
1,3-Dichloropropane	ND		4.2		ug/Kg		12/23/14 19:12	12/23/14 23:02	1
1,1-Dichloropropene	ND		4.2		ug/Kg		12/23/14 19:12	12/23/14 23:02	1
1,2-Dibromo-3-Chloropropane	ND		8.3		ug/Kg		12/23/14 19:12	12/23/14 23:02	1
Ethylene Dibromide	ND		4.2		ug/Kg		12/23/14 19:12	12/23/14 23:02	1
Dibromomethane	ND		8.3		ug/Kg		12/23/14 19:12	12/23/14 23:02	1
Dichlorodifluoromethane	ND		8.3		ug/Kg		12/23/14 19:12	12/23/14 23:02	1
1,1-Dichloroethane	ND		4.2		ug/Kg		12/23/14 19:12	12/23/14 23:02	1
1,2-Dichloroethane	ND		4.2		ug/Kg		12/23/14 19:12	12/23/14 23:02	1
1,1-Dichloroethene	ND		4.2		ug/Kg		12/23/14 19:12	12/23/14 23:02	1
cis-1,2-Dichloroethene	ND		4.2		ug/Kg		12/23/14 19:12	12/23/14 23:02	1
trans-1,2-Dichloroethene	ND		4.2		ug/Kg		12/23/14 19:12	12/23/14 23:02	1
1,2-Dichloropropane	ND		4.2		ug/Kg		12/23/14 19:12	12/23/14 23:02	1
cis-1,3-Dichloropropene	ND		4.2		ug/Kg		12/23/14 19:12	12/23/14 23:02	1
trans-1,3-Dichloropropene	ND		4.2		ug/Kg		12/23/14 19:12	12/23/14 23:02	1
Ethylbenzene	ND		4.2		ug/Kg		12/23/14 19:12	12/23/14 23:02	1
Hexachlorobutadiene	ND		4.2		ug/Kg		12/23/14 19:12	12/23/14 23:02	1
2-Hexanone	ND		42		ug/Kg		12/23/14 19:12	12/23/14 23:02	1
Isopropylbenzene	ND		4.2		ug/Kg		12/23/14 19:12	12/23/14 23:02	1
4-Isopropyltoluene	ND		4.2		ug/Kg		12/23/14 19:12	12/23/14 23:02	1
Methylene Chloride	ND		8.3		ug/Kg		12/23/14 19:12	12/23/14 23:02	1
4-Methyl-2-pentanone (MIBK)	ND		42		ug/Kg		12/23/14 19:12	12/23/14 23:02	1
Naphthalene	ND		8.3		ug/Kg		12/23/14 19:12	12/23/14 23:02	1
N-Propylbenzene	ND		4.2		ug/Kg		12/23/14 19:12	12/23/14 23:02	1
Styrene	ND		4.2		ug/Kg		12/23/14 19:12	12/23/14 23:02	1
1,1,1,2-Tetrachloroethane	ND		4.2		ug/Kg		12/23/14 19:12	12/23/14 23:02	1

TestAmerica Pleasanton

Client Sample Results

Client: Cornerstone Earth Group
 Project/Site: East Bay Bridge Center

TestAmerica Job ID: 720-62077-1

Client Sample ID: EB-9 (4-4.5)

Lab Sample ID: 720-62077-11

Date Collected: 12/23/14 09:55

Matrix: Solid

Date Received: 12/23/14 15:10

Method: 8260B/CA_LUFTMS - 8260B / CA LUFT MS (Continued)

Analyte	Result	Qualifier	RL	MDL	Unit	D	Prepared	Analyzed	Dil Fac
1,1,2,2-Tetrachloroethane	ND		4.2		ug/Kg		12/23/14 19:12	12/23/14 23:02	1
Tetrachloroethene	ND		4.2		ug/Kg		12/23/14 19:12	12/23/14 23:02	1
Toluene	ND		4.2		ug/Kg		12/23/14 19:12	12/23/14 23:02	1
1,2,3-Trichlorobenzene	ND		4.2		ug/Kg		12/23/14 19:12	12/23/14 23:02	1
1,2,4-Trichlorobenzene	ND		4.2		ug/Kg		12/23/14 19:12	12/23/14 23:02	1
1,1,1-Trichloroethane	ND		4.2		ug/Kg		12/23/14 19:12	12/23/14 23:02	1
1,1,2-Trichloroethane	ND		4.2		ug/Kg		12/23/14 19:12	12/23/14 23:02	1
Trichloroethene	ND		4.2		ug/Kg		12/23/14 19:12	12/23/14 23:02	1
Trichlorofluoromethane	ND		4.2		ug/Kg		12/23/14 19:12	12/23/14 23:02	1
1,2,3-Trichloropropane	ND		4.2		ug/Kg		12/23/14 19:12	12/23/14 23:02	1
1,1,2-Trichloro-1,2,2-trifluoroethane	ND		4.2		ug/Kg		12/23/14 19:12	12/23/14 23:02	1
1,2,4-Trimethylbenzene	ND		4.2		ug/Kg		12/23/14 19:12	12/23/14 23:02	1
1,3,5-Trimethylbenzene	ND		4.2		ug/Kg		12/23/14 19:12	12/23/14 23:02	1
Vinyl acetate	ND		17		ug/Kg		12/23/14 19:12	12/23/14 23:02	1
Vinyl chloride	ND		4.2		ug/Kg		12/23/14 19:12	12/23/14 23:02	1
Xylenes, Total	ND		8.3		ug/Kg		12/23/14 19:12	12/23/14 23:02	1
2,2-Dichloropropane	ND		4.2		ug/Kg		12/23/14 19:12	12/23/14 23:02	1
Gasoline Range Organics (GRO) -C5-C12	ND		210		ug/Kg		12/23/14 19:12	12/23/14 23:02	1

Surrogate	%Recovery	Qualifier	Limits	Prepared	Analyzed	Dil Fac
4-Bromofluorobenzene	84		45 - 131	12/23/14 19:12	12/23/14 23:02	1
1,2-Dichloroethane-d4 (Surr)	91		60 - 140	12/23/14 19:12	12/23/14 23:02	1
Toluene-d8 (Surr)	89		58 - 140	12/23/14 19:12	12/23/14 23:02	1

Method: 8015B - Diesel Range Organics (DRO) (GC) - Silica Gel Cleanup

Analyte	Result	Qualifier	RL	MDL	Unit	D	Prepared	Analyzed	Dil Fac
Diesel Range Organics [C10-C28]	51		2.0		mg/Kg		12/30/14 09:06	12/31/14 21:52	2
Motor Oil Range Organics [C24-C36]	190		100		mg/Kg		12/30/14 09:06	12/31/14 21:52	2

Surrogate	%Recovery	Qualifier	Limits	Prepared	Analyzed	Dil Fac
Capric Acid (Surr)	0.4		0 - 1	12/30/14 09:06	12/31/14 21:52	2
p-Terphenyl	93		38 - 148	12/30/14 09:06	12/31/14 21:52	2

Client Sample Results

Client: Cornerstone Earth Group
 Project/Site: East Bay Bridge Center

TestAmerica Job ID: 720-62077-1

Client Sample ID: EB-9 (4.5-5)

Lab Sample ID: 720-62077-12

Date Collected: 12/23/14 09:58

Matrix: Solid

Date Received: 12/23/14 15:10

Method: 8015B - Diesel Range Organics (DRO) (GC) - Silica Gel Cleanup

Analyte	Result	Qualifier	RL	MDL	Unit	D	Prepared	Analyzed	Dil Fac
Diesel Range Organics [C10-C28]	180		10		mg/Kg		12/30/14 09:06	01/02/15 10:44	10
Motor Oil Range Organics [C24-C36]	730		500		mg/Kg		12/30/14 09:06	01/02/15 10:44	10
Surrogate	%Recovery	Qualifier	Limits				Prepared	Analyzed	Dil Fac
Capric Acid (Surr)	0		0 - 1				12/30/14 09:06	01/02/15 10:44	10
p-Terphenyl	0	XD	38 - 148				12/30/14 09:06	01/02/15 10:44	10



Client Sample Results

Client: Cornerstone Earth Group
 Project/Site: East Bay Bridge Center

TestAmerica Job ID: 720-62077-1

Client Sample ID: EB-8 (4-4.5)

Lab Sample ID: 720-62077-13

Date Collected: 12/23/14 10:20

Matrix: Solid

Date Received: 12/23/14 15:10

Method: 8260B/CA_LUFTMS - 8260B / CA LUFT MS

Analyte	Result	Qualifier	RL	MDL	Unit	D	Prepared	Analyzed	Dil Fac
Methyl tert-butyl ether	ND		5.0		ug/Kg		12/23/14 19:12	12/23/14 23:30	1
Acetone	ND		50		ug/Kg		12/23/14 19:12	12/23/14 23:30	1
Benzene	ND		5.0		ug/Kg		12/23/14 19:12	12/23/14 23:30	1
Dichlorobromomethane	ND		5.0		ug/Kg		12/23/14 19:12	12/23/14 23:30	1
Bromobenzene	ND		5.0		ug/Kg		12/23/14 19:12	12/23/14 23:30	1
Chlorobromomethane	ND		20		ug/Kg		12/23/14 19:12	12/23/14 23:30	1
Bromoform	ND		5.0		ug/Kg		12/23/14 19:12	12/23/14 23:30	1
Bromomethane	ND		10		ug/Kg		12/23/14 19:12	12/23/14 23:30	1
2-Butanone (MEK)	ND		50		ug/Kg		12/23/14 19:12	12/23/14 23:30	1
n-Butylbenzene	ND		5.0		ug/Kg		12/23/14 19:12	12/23/14 23:30	1
sec-Butylbenzene	ND		5.0		ug/Kg		12/23/14 19:12	12/23/14 23:30	1
tert-Butylbenzene	ND		5.0		ug/Kg		12/23/14 19:12	12/23/14 23:30	1
Carbon disulfide	ND		5.0		ug/Kg		12/23/14 19:12	12/23/14 23:30	1
Carbon tetrachloride	ND		5.0		ug/Kg		12/23/14 19:12	12/23/14 23:30	1
Chlorobenzene	ND		5.0		ug/Kg		12/23/14 19:12	12/23/14 23:30	1
Chloroethane	ND		10		ug/Kg		12/23/14 19:12	12/23/14 23:30	1
Chloroform	ND		5.0		ug/Kg		12/23/14 19:12	12/23/14 23:30	1
Chloromethane	ND		10		ug/Kg		12/23/14 19:12	12/23/14 23:30	1
2-Chlorotoluene	ND		5.0		ug/Kg		12/23/14 19:12	12/23/14 23:30	1
4-Chlorotoluene	ND		5.0		ug/Kg		12/23/14 19:12	12/23/14 23:30	1
Chlorodibromomethane	ND		5.0		ug/Kg		12/23/14 19:12	12/23/14 23:30	1
1,2-Dichlorobenzene	ND		5.0		ug/Kg		12/23/14 19:12	12/23/14 23:30	1
1,3-Dichlorobenzene	ND		5.0		ug/Kg		12/23/14 19:12	12/23/14 23:30	1
1,4-Dichlorobenzene	ND		5.0		ug/Kg		12/23/14 19:12	12/23/14 23:30	1
1,3-Dichloropropane	ND		5.0		ug/Kg		12/23/14 19:12	12/23/14 23:30	1
1,1-Dichloropropene	ND		5.0		ug/Kg		12/23/14 19:12	12/23/14 23:30	1
1,2-Dibromo-3-Chloropropane	ND		10		ug/Kg		12/23/14 19:12	12/23/14 23:30	1
Ethylene Dibromide	ND		5.0		ug/Kg		12/23/14 19:12	12/23/14 23:30	1
Dibromomethane	ND		10		ug/Kg		12/23/14 19:12	12/23/14 23:30	1
Dichlorodifluoromethane	ND		10		ug/Kg		12/23/14 19:12	12/23/14 23:30	1
1,1-Dichloroethane	ND		5.0		ug/Kg		12/23/14 19:12	12/23/14 23:30	1
1,2-Dichloroethane	ND		5.0		ug/Kg		12/23/14 19:12	12/23/14 23:30	1
1,1-Dichloroethene	ND		5.0		ug/Kg		12/23/14 19:12	12/23/14 23:30	1
cis-1,2-Dichloroethene	ND		5.0		ug/Kg		12/23/14 19:12	12/23/14 23:30	1
trans-1,2-Dichloroethene	ND		5.0		ug/Kg		12/23/14 19:12	12/23/14 23:30	1
1,2-Dichloropropane	ND		5.0		ug/Kg		12/23/14 19:12	12/23/14 23:30	1
cis-1,3-Dichloropropene	ND		5.0		ug/Kg		12/23/14 19:12	12/23/14 23:30	1
trans-1,3-Dichloropropene	ND		5.0		ug/Kg		12/23/14 19:12	12/23/14 23:30	1
Ethylbenzene	ND		5.0		ug/Kg		12/23/14 19:12	12/23/14 23:30	1
Hexachlorobutadiene	ND		5.0		ug/Kg		12/23/14 19:12	12/23/14 23:30	1
2-Hexanone	ND		50		ug/Kg		12/23/14 19:12	12/23/14 23:30	1
Isopropylbenzene	ND		5.0		ug/Kg		12/23/14 19:12	12/23/14 23:30	1
4-Isopropyltoluene	ND		5.0		ug/Kg		12/23/14 19:12	12/23/14 23:30	1
Methylene Chloride	ND		10		ug/Kg		12/23/14 19:12	12/23/14 23:30	1
4-Methyl-2-pentanone (MIBK)	ND		50		ug/Kg		12/23/14 19:12	12/23/14 23:30	1
Naphthalene	ND		10		ug/Kg		12/23/14 19:12	12/23/14 23:30	1
N-Propylbenzene	ND		5.0		ug/Kg		12/23/14 19:12	12/23/14 23:30	1
Styrene	ND		5.0		ug/Kg		12/23/14 19:12	12/23/14 23:30	1
1,1,1,2-Tetrachloroethane	ND		5.0		ug/Kg		12/23/14 19:12	12/23/14 23:30	1

TestAmerica Pleasanton

Client Sample Results

Client: Cornerstone Earth Group
 Project/Site: East Bay Bridge Center

TestAmerica Job ID: 720-62077-1

Client Sample ID: EB-8 (4-4.5)

Lab Sample ID: 720-62077-13

Date Collected: 12/23/14 10:20

Matrix: Solid

Date Received: 12/23/14 15:10

Method: 8260B/CA_LUFTMS - 8260B / CA LUFT MS (Continued)

Analyte	Result	Qualifier	RL	MDL	Unit	D	Prepared	Analyzed	Dil Fac
1,1,2,2-Tetrachloroethane	ND		5.0		ug/Kg		12/23/14 19:12	12/23/14 23:30	1
Tetrachloroethene	ND		5.0		ug/Kg		12/23/14 19:12	12/23/14 23:30	1
Toluene	ND		5.0		ug/Kg		12/23/14 19:12	12/23/14 23:30	1
1,2,3-Trichlorobenzene	ND		5.0		ug/Kg		12/23/14 19:12	12/23/14 23:30	1
1,2,4-Trichlorobenzene	ND		5.0		ug/Kg		12/23/14 19:12	12/23/14 23:30	1
1,1,1-Trichloroethane	ND		5.0		ug/Kg		12/23/14 19:12	12/23/14 23:30	1
1,1,2-Trichloroethane	ND		5.0		ug/Kg		12/23/14 19:12	12/23/14 23:30	1
Trichloroethene	ND		5.0		ug/Kg		12/23/14 19:12	12/23/14 23:30	1
Trichlorofluoromethane	ND		5.0		ug/Kg		12/23/14 19:12	12/23/14 23:30	1
1,2,3-Trichloropropane	ND		5.0		ug/Kg		12/23/14 19:12	12/23/14 23:30	1
1,1,2-Trichloro-1,2,2-trifluoroethane	ND		5.0		ug/Kg		12/23/14 19:12	12/23/14 23:30	1
1,2,4-Trimethylbenzene	ND		5.0		ug/Kg		12/23/14 19:12	12/23/14 23:30	1
1,3,5-Trimethylbenzene	ND		5.0		ug/Kg		12/23/14 19:12	12/23/14 23:30	1
Vinyl acetate	ND		20		ug/Kg		12/23/14 19:12	12/23/14 23:30	1
Vinyl chloride	ND		5.0		ug/Kg		12/23/14 19:12	12/23/14 23:30	1
Xylenes, Total	ND		10		ug/Kg		12/23/14 19:12	12/23/14 23:30	1
2,2-Dichloropropane	ND		5.0		ug/Kg		12/23/14 19:12	12/23/14 23:30	1
Gasoline Range Organics (GRO) -C5-C12	ND		250		ug/Kg		12/23/14 19:12	12/23/14 23:30	1

Surrogate	%Recovery	Qualifier	Limits	Prepared	Analyzed	Dil Fac
4-Bromofluorobenzene	80		45 - 131	12/23/14 19:12	12/23/14 23:30	1
1,2-Dichloroethane-d4 (Surr)	95		60 - 140	12/23/14 19:12	12/23/14 23:30	1
Toluene-d8 (Surr)	92		58 - 140	12/23/14 19:12	12/23/14 23:30	1

Method: 8015B - Diesel Range Organics (DRO) (GC) - Silica Gel Cleanup

Analyte	Result	Qualifier	RL	MDL	Unit	D	Prepared	Analyzed	Dil Fac
Diesel Range Organics [C10-C28]	150		5.0		mg/Kg		12/30/14 09:06	01/02/15 11:08	5
Motor Oil Range Organics [C24-C36]	540		250		mg/Kg		12/30/14 09:06	01/02/15 11:08	5

Surrogate	%Recovery	Qualifier	Limits	Prepared	Analyzed	Dil Fac
Capric Acid (Surr)	0		0 - 1	12/30/14 09:06	01/02/15 11:08	5
p-Terphenyl	0	X D	38 - 148	12/30/14 09:06	01/02/15 11:08	5

Client Sample Results

Client: Cornerstone Earth Group
 Project/Site: East Bay Bridge Center

TestAmerica Job ID: 720-62077-1

Client Sample ID: EB-8 (5.5-6)

Lab Sample ID: 720-62077-14

Date Collected: 12/23/14 10:23

Matrix: Solid

Date Received: 12/23/14 15:10

Method: 8015B - Diesel Range Organics (DRO) (GC) - Silica Gel Cleanup

Analyte	Result	Qualifier	RL	MDL	Unit	D	Prepared	Analyzed	Dil Fac
Diesel Range Organics [C10-C28]	ND		0.98		mg/Kg		12/30/14 09:06	12/31/14 15:23	1
Motor Oil Range Organics [C24-C36]	ND		49		mg/Kg		12/30/14 09:06	12/31/14 15:23	1
Surrogate	%Recovery	Qualifier	Limits				Prepared	Analyzed	Dil Fac
Capric Acid (Surr)	0.01		0 - 1				12/30/14 09:06	12/31/14 15:23	1
p-Terphenyl	103		38 - 148				12/30/14 09:06	12/31/14 15:23	1



Client Sample Results

Client: Cornerstone Earth Group
 Project/Site: East Bay Bridge Center

TestAmerica Job ID: 720-62077-1

Client Sample ID: EB-7 (4-4.5)

Lab Sample ID: 720-62077-15

Date Collected: 12/23/14 10:40

Matrix: Solid

Date Received: 12/23/14 15:10

Method: 8260B/CA_LUFTMS - 8260B / CA LUFT MS

Analyte	Result	Qualifier	RL	MDL	Unit	D	Prepared	Analyzed	Dil Fac
Methyl tert-butyl ether	ND		4.3		ug/Kg		12/23/14 19:12	12/23/14 23:58	1
Acetone	ND		43		ug/Kg		12/23/14 19:12	12/23/14 23:58	1
Benzene	ND		4.3		ug/Kg		12/23/14 19:12	12/23/14 23:58	1
Dichlorobromomethane	ND		4.3		ug/Kg		12/23/14 19:12	12/23/14 23:58	1
Bromobenzene	ND		4.3		ug/Kg		12/23/14 19:12	12/23/14 23:58	1
Chlorobromomethane	ND		17		ug/Kg		12/23/14 19:12	12/23/14 23:58	1
Bromoform	ND		4.3		ug/Kg		12/23/14 19:12	12/23/14 23:58	1
Bromomethane	ND		8.6		ug/Kg		12/23/14 19:12	12/23/14 23:58	1
2-Butanone (MEK)	ND		43		ug/Kg		12/23/14 19:12	12/23/14 23:58	1
n-Butylbenzene	ND		4.3		ug/Kg		12/23/14 19:12	12/23/14 23:58	1
sec-Butylbenzene	ND		4.3		ug/Kg		12/23/14 19:12	12/23/14 23:58	1
tert-Butylbenzene	ND		4.3		ug/Kg		12/23/14 19:12	12/23/14 23:58	1
Carbon disulfide	ND		4.3		ug/Kg		12/23/14 19:12	12/23/14 23:58	1
Carbon tetrachloride	ND		4.3		ug/Kg		12/23/14 19:12	12/23/14 23:58	1
Chlorobenzene	ND		4.3		ug/Kg		12/23/14 19:12	12/23/14 23:58	1
Chloroethane	ND		8.6		ug/Kg		12/23/14 19:12	12/23/14 23:58	1
Chloroform	ND		4.3		ug/Kg		12/23/14 19:12	12/23/14 23:58	1
Chloromethane	ND		8.6		ug/Kg		12/23/14 19:12	12/23/14 23:58	1
2-Chlorotoluene	ND		4.3		ug/Kg		12/23/14 19:12	12/23/14 23:58	1
4-Chlorotoluene	ND		4.3		ug/Kg		12/23/14 19:12	12/23/14 23:58	1
Chlorodibromomethane	ND		4.3		ug/Kg		12/23/14 19:12	12/23/14 23:58	1
1,2-Dichlorobenzene	ND		4.3		ug/Kg		12/23/14 19:12	12/23/14 23:58	1
1,3-Dichlorobenzene	ND		4.3		ug/Kg		12/23/14 19:12	12/23/14 23:58	1
1,4-Dichlorobenzene	ND		4.3		ug/Kg		12/23/14 19:12	12/23/14 23:58	1
1,3-Dichloropropane	ND		4.3		ug/Kg		12/23/14 19:12	12/23/14 23:58	1
1,1-Dichloropropene	ND		4.3		ug/Kg		12/23/14 19:12	12/23/14 23:58	1
1,2-Dibromo-3-Chloropropane	ND		8.6		ug/Kg		12/23/14 19:12	12/23/14 23:58	1
Ethylene Dibromide	ND		4.3		ug/Kg		12/23/14 19:12	12/23/14 23:58	1
Dibromomethane	ND		8.6		ug/Kg		12/23/14 19:12	12/23/14 23:58	1
Dichlorodifluoromethane	ND		8.6		ug/Kg		12/23/14 19:12	12/23/14 23:58	1
1,1-Dichloroethane	ND		4.3		ug/Kg		12/23/14 19:12	12/23/14 23:58	1
1,2-Dichloroethane	ND		4.3		ug/Kg		12/23/14 19:12	12/23/14 23:58	1
1,1-Dichloroethene	ND		4.3		ug/Kg		12/23/14 19:12	12/23/14 23:58	1
cis-1,2-Dichloroethene	ND		4.3		ug/Kg		12/23/14 19:12	12/23/14 23:58	1
trans-1,2-Dichloroethene	ND		4.3		ug/Kg		12/23/14 19:12	12/23/14 23:58	1
1,2-Dichloropropane	ND		4.3		ug/Kg		12/23/14 19:12	12/23/14 23:58	1
cis-1,3-Dichloropropene	ND		4.3		ug/Kg		12/23/14 19:12	12/23/14 23:58	1
trans-1,3-Dichloropropene	ND		4.3		ug/Kg		12/23/14 19:12	12/23/14 23:58	1
Ethylbenzene	ND		4.3		ug/Kg		12/23/14 19:12	12/23/14 23:58	1
Hexachlorobutadiene	ND		4.3		ug/Kg		12/23/14 19:12	12/23/14 23:58	1
2-Hexanone	ND		43		ug/Kg		12/23/14 19:12	12/23/14 23:58	1
Isopropylbenzene	ND		4.3		ug/Kg		12/23/14 19:12	12/23/14 23:58	1
4-Isopropyltoluene	ND		4.3		ug/Kg		12/23/14 19:12	12/23/14 23:58	1
Methylene Chloride	ND		8.6		ug/Kg		12/23/14 19:12	12/23/14 23:58	1
4-Methyl-2-pentanone (MIBK)	ND		43		ug/Kg		12/23/14 19:12	12/23/14 23:58	1
Naphthalene	ND		8.6		ug/Kg		12/23/14 19:12	12/23/14 23:58	1
N-Propylbenzene	ND		4.3		ug/Kg		12/23/14 19:12	12/23/14 23:58	1
Styrene	ND		4.3		ug/Kg		12/23/14 19:12	12/23/14 23:58	1
1,1,1,2-Tetrachloroethane	ND		4.3		ug/Kg		12/23/14 19:12	12/23/14 23:58	1

TestAmerica Pleasanton

Client Sample Results

Client: Cornerstone Earth Group
Project/Site: East Bay Bridge Center

TestAmerica Job ID: 720-62077-1

Client Sample ID: EB-7 (4-4.5)

Lab Sample ID: 720-62077-15

Date Collected: 12/23/14 10:40

Matrix: Solid

Date Received: 12/23/14 15:10

Method: 8260B/CA_LUFTMS - 8260B / CA LUFT MS (Continued)

Analyte	Result	Qualifier	RL	MDL	Unit	D	Prepared	Analyzed	Dil Fac
1,1,2,2-Tetrachloroethane	ND		4.3		ug/Kg		12/23/14 19:12	12/23/14 23:58	1
Tetrachloroethene	ND		4.3		ug/Kg		12/23/14 19:12	12/23/14 23:58	1
Toluene	ND		4.3		ug/Kg		12/23/14 19:12	12/23/14 23:58	1
1,2,3-Trichlorobenzene	ND		4.3		ug/Kg		12/23/14 19:12	12/23/14 23:58	1
1,2,4-Trichlorobenzene	ND		4.3		ug/Kg		12/23/14 19:12	12/23/14 23:58	1
1,1,1-Trichloroethane	ND		4.3		ug/Kg		12/23/14 19:12	12/23/14 23:58	1
1,1,2-Trichloroethane	ND		4.3		ug/Kg		12/23/14 19:12	12/23/14 23:58	1
Trichloroethene	ND		4.3		ug/Kg		12/23/14 19:12	12/23/14 23:58	1
Trichlorofluoromethane	ND		4.3		ug/Kg		12/23/14 19:12	12/23/14 23:58	1
1,2,3-Trichloropropane	ND		4.3		ug/Kg		12/23/14 19:12	12/23/14 23:58	1
1,1,2-Trichloro-1,2,2-trifluoroethane	ND		4.3		ug/Kg		12/23/14 19:12	12/23/14 23:58	1
1,2,4-Trimethylbenzene	ND		4.3		ug/Kg		12/23/14 19:12	12/23/14 23:58	1
1,3,5-Trimethylbenzene	ND		4.3		ug/Kg		12/23/14 19:12	12/23/14 23:58	1
Vinyl acetate	ND		17		ug/Kg		12/23/14 19:12	12/23/14 23:58	1
Vinyl chloride	ND		4.3		ug/Kg		12/23/14 19:12	12/23/14 23:58	1
Xylenes, Total	ND		8.6		ug/Kg		12/23/14 19:12	12/23/14 23:58	1
2,2-Dichloropropane	ND		4.3		ug/Kg		12/23/14 19:12	12/23/14 23:58	1
Gasoline Range Organics (GRO) -C5-C12	ND		220		ug/Kg		12/23/14 19:12	12/23/14 23:58	1

Surrogate	%Recovery	Qualifier	Limits	Prepared	Analyzed	Dil Fac
4-Bromofluorobenzene	78		45 - 131	12/23/14 19:12	12/23/14 23:58	1
1,2-Dichloroethane-d4 (Surr)	91		60 - 140	12/23/14 19:12	12/23/14 23:58	1
Toluene-d8 (Surr)	90		58 - 140	12/23/14 19:12	12/23/14 23:58	1

Method: 8015B - Diesel Range Organics (DRO) (GC) - Silica Gel Cleanup

Analyte	Result	Qualifier	RL	MDL	Unit	D	Prepared	Analyzed	Dil Fac
Diesel Range Organics [C10-C28]	110		5.0		mg/Kg		12/31/14 11:50	01/02/15 10:44	5
Motor Oil Range Organics [C24-C36]	450		250		mg/Kg		12/31/14 11:50	01/02/15 10:44	5

Surrogate	%Recovery	Qualifier	Limits	Prepared	Analyzed	Dil Fac
Capric Acid (Surr)	0		0 - 1	12/31/14 11:50	01/02/15 10:44	5
p-Terphenyl	0	X D	38 - 148	12/31/14 11:50	01/02/15 10:44	5

Client Sample Results

Client: Cornerstone Earth Group
 Project/Site: East Bay Bridge Center

TestAmerica Job ID: 720-62077-1

Client Sample ID: EB-7 (4.5-5)

Lab Sample ID: 720-62077-16

Date Collected: 12/23/14 10:42

Matrix: Solid

Date Received: 12/23/14 15:10

Method: 8015B - Diesel Range Organics (DRO) (GC) - Silica Gel Cleanup

Analyte	Result	Qualifier	RL	MDL	Unit	D	Prepared	Analyzed	Dil Fac
Diesel Range Organics [C10-C28]	130		4.9		mg/Kg		12/31/14 11:50	01/02/15 11:08	5
Motor Oil Range Organics [C24-C36]	500		250		mg/Kg		12/31/14 11:50	01/02/15 11:08	5
Surrogate	%Recovery	Qualifier	Limits				Prepared	Analyzed	Dil Fac
Capric Acid (Surr)	0		0 - 1				12/31/14 11:50	01/02/15 11:08	5
p-Terphenyl	0	XD	38 - 148				12/31/14 11:50	01/02/15 11:08	5



Client Sample Results

Client: Cornerstone Earth Group
Project/Site: East Bay Bridge Center

TestAmerica Job ID: 720-62077-1

Client Sample ID: EB-6 (4-4.5)

Lab Sample ID: 720-62077-17

Date Collected: 12/23/14 10:21

Matrix: Solid

Date Received: 12/23/14 15:10

Method: 8260B/CA_LUFTMS - 8260B / CA LUFT MS

Analyte	Result	Qualifier	RL	MDL	Unit	D	Prepared	Analyzed	Dil Fac
Methyl tert-butyl ether	ND		5.0		ug/Kg		12/23/14 19:00	12/24/14 14:38	1
Acetone	ND		50		ug/Kg		12/23/14 19:00	12/24/14 14:38	1
Benzene	ND		5.0		ug/Kg		12/23/14 19:00	12/24/14 14:38	1
Dichlorobromomethane	ND		5.0		ug/Kg		12/23/14 19:00	12/24/14 14:38	1
Bromobenzene	ND	*	5.0		ug/Kg		12/23/14 19:00	12/24/14 14:38	1
Chlorobromomethane	ND		20		ug/Kg		12/23/14 19:00	12/24/14 14:38	1
Bromoform	ND		5.0		ug/Kg		12/23/14 19:00	12/24/14 14:38	1
Bromomethane	ND		9.9		ug/Kg		12/23/14 19:00	12/24/14 14:38	1
2-Butanone (MEK)	ND		50		ug/Kg		12/23/14 19:00	12/24/14 14:38	1
n-Butylbenzene	ND	*	5.0		ug/Kg		12/23/14 19:00	12/24/14 14:38	1
sec-Butylbenzene	ND	*	5.0		ug/Kg		12/23/14 19:00	12/24/14 14:38	1
tert-Butylbenzene	ND	*	5.0		ug/Kg		12/23/14 19:00	12/24/14 14:38	1
Carbon disulfide	ND		5.0		ug/Kg		12/23/14 19:00	12/24/14 14:38	1
Carbon tetrachloride	ND		5.0		ug/Kg		12/23/14 19:00	12/24/14 14:38	1
Chlorobenzene	ND		5.0		ug/Kg		12/23/14 19:00	12/24/14 14:38	1
Chloroethane	ND		9.9		ug/Kg		12/23/14 19:00	12/24/14 14:38	1
Chloroform	ND		5.0		ug/Kg		12/23/14 19:00	12/24/14 14:38	1
Chloromethane	ND		9.9		ug/Kg		12/23/14 19:00	12/24/14 14:38	1
2-Chlorotoluene	ND	*	5.0		ug/Kg		12/23/14 19:00	12/24/14 14:38	1
4-Chlorotoluene	ND	*	5.0		ug/Kg		12/23/14 19:00	12/24/14 14:38	1
Chlorodibromomethane	ND		5.0		ug/Kg		12/23/14 19:00	12/24/14 14:38	1
1,2-Dichlorobenzene	ND	*	5.0		ug/Kg		12/23/14 19:00	12/24/14 14:38	1
1,3-Dichlorobenzene	ND	*	5.0		ug/Kg		12/23/14 19:00	12/24/14 14:38	1
1,4-Dichlorobenzene	ND	*	5.0		ug/Kg		12/23/14 19:00	12/24/14 14:38	1
1,3-Dichloropropane	ND		5.0		ug/Kg		12/23/14 19:00	12/24/14 14:38	1
1,1-Dichloropropene	ND		5.0		ug/Kg		12/23/14 19:00	12/24/14 14:38	1
1,2-Dibromo-3-Chloropropane	ND	*	9.9		ug/Kg		12/23/14 19:00	12/24/14 14:38	1
Ethylene Dibromide	ND		5.0		ug/Kg		12/23/14 19:00	12/24/14 14:38	1
Dibromomethane	ND		9.9		ug/Kg		12/23/14 19:00	12/24/14 14:38	1
Dichlorodifluoromethane	ND		9.9		ug/Kg		12/23/14 19:00	12/24/14 14:38	1
1,1-Dichloroethane	ND		5.0		ug/Kg		12/23/14 19:00	12/24/14 14:38	1
1,2-Dichloroethane	ND		5.0		ug/Kg		12/23/14 19:00	12/24/14 14:38	1
1,1-Dichloroethene	ND		5.0		ug/Kg		12/23/14 19:00	12/24/14 14:38	1
cis-1,2-Dichloroethene	ND		5.0		ug/Kg		12/23/14 19:00	12/24/14 14:38	1
trans-1,2-Dichloroethene	ND		5.0		ug/Kg		12/23/14 19:00	12/24/14 14:38	1
1,2-Dichloropropane	ND		5.0		ug/Kg		12/23/14 19:00	12/24/14 14:38	1
cis-1,3-Dichloropropene	ND		5.0		ug/Kg		12/23/14 19:00	12/24/14 14:38	1
trans-1,3-Dichloropropene	ND		5.0		ug/Kg		12/23/14 19:00	12/24/14 14:38	1
Ethylbenzene	ND		5.0		ug/Kg		12/23/14 19:00	12/24/14 14:38	1
Hexachlorobutadiene	ND	*	5.0		ug/Kg		12/23/14 19:00	12/24/14 14:38	1
2-Hexanone	ND		50		ug/Kg		12/23/14 19:00	12/24/14 14:38	1
Isopropylbenzene	ND		5.0		ug/Kg		12/23/14 19:00	12/24/14 14:38	1
4-Isopropyltoluene	ND	*	5.0		ug/Kg		12/23/14 19:00	12/24/14 14:38	1
Methylene Chloride	ND		9.9		ug/Kg		12/23/14 19:00	12/24/14 14:38	1
4-Methyl-2-pentanone (MIBK)	ND		50		ug/Kg		12/23/14 19:00	12/24/14 14:38	1
Naphthalene	ND	*	9.9		ug/Kg		12/23/14 19:00	12/24/14 14:38	1
N-Propylbenzene	ND	*	5.0		ug/Kg		12/23/14 19:00	12/24/14 14:38	1
Styrene	ND		5.0		ug/Kg		12/23/14 19:00	12/24/14 14:38	1
1,1,1,2-Tetrachloroethane	ND		5.0		ug/Kg		12/23/14 19:00	12/24/14 14:38	1

TestAmerica Pleasanton

Client Sample Results

Client: Cornerstone Earth Group
 Project/Site: East Bay Bridge Center

TestAmerica Job ID: 720-62077-1

Client Sample ID: EB-6 (4-4.5)

Lab Sample ID: 720-62077-17

Date Collected: 12/23/14 10:21

Matrix: Solid

Date Received: 12/23/14 15:10

Method: 8260B/CA_LUFTMS - 8260B / CA LUFT MS (Continued)

Analyte	Result	Qualifier	RL	MDL	Unit	D	Prepared	Analyzed	Dil Fac
1,1,2,2-Tetrachloroethane	ND	*	5.0		ug/Kg		12/23/14 19:00	12/24/14 14:38	1
Tetrachloroethene	ND		5.0		ug/Kg		12/23/14 19:00	12/24/14 14:38	1
Toluene	ND		5.0		ug/Kg		12/23/14 19:00	12/24/14 14:38	1
1,2,3-Trichlorobenzene	ND	*	5.0		ug/Kg		12/23/14 19:00	12/24/14 14:38	1
1,2,4-Trichlorobenzene	ND	*	5.0		ug/Kg		12/23/14 19:00	12/24/14 14:38	1
1,1,1-Trichloroethane	ND		5.0		ug/Kg		12/23/14 19:00	12/24/14 14:38	1
1,1,2-Trichloroethane	ND		5.0		ug/Kg		12/23/14 19:00	12/24/14 14:38	1
Trichloroethene	ND		5.0		ug/Kg		12/23/14 19:00	12/24/14 14:38	1
Trichlorofluoromethane	ND		5.0		ug/Kg		12/23/14 19:00	12/24/14 14:38	1
1,2,3-Trichloropropane	ND	*	5.0		ug/Kg		12/23/14 19:00	12/24/14 14:38	1
1,1,2-Trichloro-1,2,2-trifluoroethane	ND		5.0		ug/Kg		12/23/14 19:00	12/24/14 14:38	1
1,2,4-Trimethylbenzene	ND	*	5.0		ug/Kg		12/23/14 19:00	12/24/14 14:38	1
1,3,5-Trimethylbenzene	ND	*	5.0		ug/Kg		12/23/14 19:00	12/24/14 14:38	1
Vinyl acetate	ND		20		ug/Kg		12/23/14 19:00	12/24/14 14:38	1
Vinyl chloride	ND		5.0		ug/Kg		12/23/14 19:00	12/24/14 14:38	1
Xylenes, Total	ND		9.9		ug/Kg		12/23/14 19:00	12/24/14 14:38	1
2,2-Dichloropropane	ND		5.0		ug/Kg		12/23/14 19:00	12/24/14 14:38	1
Gasoline Range Organics (GRO) -C5-C12	ND		250		ug/Kg		12/23/14 19:00	12/24/14 14:38	1

Surrogate	%Recovery	Qualifier	Limits	Prepared	Analyzed	Dil Fac
4-Bromofluorobenzene	77		45 - 131	12/23/14 19:00	12/24/14 14:38	1
1,2-Dichloroethane-d4 (Surr)	111		60 - 140	12/23/14 19:00	12/24/14 14:38	1
Toluene-d8 (Surr)	86		58 - 140	12/23/14 19:00	12/24/14 14:38	1

Method: 8015B - Diesel Range Organics (DRO) (GC) - Silica Gel Cleanup

Analyte	Result	Qualifier	RL	MDL	Unit	D	Prepared	Analyzed	Dil Fac
Diesel Range Organics [C10-C28]	170		3.0		mg/Kg		12/31/14 11:50	01/02/15 09:55	3
Motor Oil Range Organics [C24-C36]	310		150		mg/Kg		12/31/14 11:50	01/02/15 09:55	3

Surrogate	%Recovery	Qualifier	Limits	Prepared	Analyzed	Dil Fac
Capric Acid (Surr)	0		0 - 1	12/31/14 11:50	01/02/15 09:55	3
p-Terphenyl	78		38 - 148	12/31/14 11:50	01/02/15 09:55	3

Client Sample Results

Client: Cornerstone Earth Group
 Project/Site: East Bay Bridge Center

TestAmerica Job ID: 720-62077-1

Client Sample ID: EB-6 (6-6.5)

Lab Sample ID: 720-62077-18

Date Collected: 12/23/14 10:22

Matrix: Solid

Date Received: 12/23/14 15:10

Method: 8015B - Diesel Range Organics (DRO) (GC) - Silica Gel Cleanup

Analyte	Result	Qualifier	RL	MDL	Unit	D	Prepared	Analyzed	Dil Fac
Diesel Range Organics [C10-C28]	ND		1.0		mg/Kg		12/31/14 11:50	01/02/15 10:14	1
Motor Oil Range Organics [C24-C36]	ND		50		mg/Kg		12/31/14 11:50	01/02/15 10:14	1
Surrogate	%Recovery	Qualifier	Limits				Prepared	Analyzed	Dil Fac
Capric Acid (Surr)	0		0 - 1				12/31/14 11:50	01/02/15 10:14	1
p-Terphenyl	79		38 - 148				12/31/14 11:50	01/02/15 10:14	1



Client Sample Results

Client: Cornerstone Earth Group
 Project/Site: East Bay Bridge Center

TestAmerica Job ID: 720-62077-1

Client Sample ID: EB-5 (3.5-4)

Lab Sample ID: 720-62077-19

Date Collected: 12/23/14 12:12

Matrix: Solid

Date Received: 12/23/14 15:10

Method: 8260B/CA_LUFTMS - 8260B / CA LUFT MS

Analyte	Result	Qualifier	RL	MDL	Unit	D	Prepared	Analyzed	Dil Fac
Methyl tert-butyl ether	ND		5.2		ug/Kg		12/23/14 19:00	12/24/14 15:07	1
Acetone	ND		52		ug/Kg		12/23/14 19:00	12/24/14 15:07	1
Benzene	ND		5.2		ug/Kg		12/23/14 19:00	12/24/14 15:07	1
Dichlorobromomethane	ND		5.2		ug/Kg		12/23/14 19:00	12/24/14 15:07	1
Bromobenzene	ND	*	5.2		ug/Kg		12/23/14 19:00	12/24/14 15:07	1
Chlorobromomethane	ND		21		ug/Kg		12/23/14 19:00	12/24/14 15:07	1
Bromoform	ND		5.2		ug/Kg		12/23/14 19:00	12/24/14 15:07	1
Bromomethane	ND		10		ug/Kg		12/23/14 19:00	12/24/14 15:07	1
2-Butanone (MEK)	ND		52		ug/Kg		12/23/14 19:00	12/24/14 15:07	1
n-Butylbenzene	ND	*	5.2		ug/Kg		12/23/14 19:00	12/24/14 15:07	1
sec-Butylbenzene	ND	*	5.2		ug/Kg		12/23/14 19:00	12/24/14 15:07	1
tert-Butylbenzene	ND	*	5.2		ug/Kg		12/23/14 19:00	12/24/14 15:07	1
Carbon disulfide	ND		5.2		ug/Kg		12/23/14 19:00	12/24/14 15:07	1
Carbon tetrachloride	ND		5.2		ug/Kg		12/23/14 19:00	12/24/14 15:07	1
Chlorobenzene	ND		5.2		ug/Kg		12/23/14 19:00	12/24/14 15:07	1
Chloroethane	ND		10		ug/Kg		12/23/14 19:00	12/24/14 15:07	1
Chloroform	ND		5.2		ug/Kg		12/23/14 19:00	12/24/14 15:07	1
Chloromethane	ND		10		ug/Kg		12/23/14 19:00	12/24/14 15:07	1
2-Chlorotoluene	ND	*	5.2		ug/Kg		12/23/14 19:00	12/24/14 15:07	1
4-Chlorotoluene	ND	*	5.2		ug/Kg		12/23/14 19:00	12/24/14 15:07	1
Chlorodibromomethane	ND		5.2		ug/Kg		12/23/14 19:00	12/24/14 15:07	1
1,2-Dichlorobenzene	ND	*	5.2		ug/Kg		12/23/14 19:00	12/24/14 15:07	1
1,3-Dichlorobenzene	ND	*	5.2		ug/Kg		12/23/14 19:00	12/24/14 15:07	1
1,4-Dichlorobenzene	ND	*	5.2		ug/Kg		12/23/14 19:00	12/24/14 15:07	1
1,3-Dichloropropane	ND		5.2		ug/Kg		12/23/14 19:00	12/24/14 15:07	1
1,1-Dichloropropene	ND		5.2		ug/Kg		12/23/14 19:00	12/24/14 15:07	1
1,2-Dibromo-3-Chloropropane	ND	*	10		ug/Kg		12/23/14 19:00	12/24/14 15:07	1
Ethylene Dibromide	ND		5.2		ug/Kg		12/23/14 19:00	12/24/14 15:07	1
Dibromomethane	ND		10		ug/Kg		12/23/14 19:00	12/24/14 15:07	1
Dichlorodifluoromethane	ND		10		ug/Kg		12/23/14 19:00	12/24/14 15:07	1
1,1-Dichloroethane	ND		5.2		ug/Kg		12/23/14 19:00	12/24/14 15:07	1
1,2-Dichloroethane	ND		5.2		ug/Kg		12/23/14 19:00	12/24/14 15:07	1
1,1-Dichloroethene	ND		5.2		ug/Kg		12/23/14 19:00	12/24/14 15:07	1
cis-1,2-Dichloroethene	ND		5.2		ug/Kg		12/23/14 19:00	12/24/14 15:07	1
trans-1,2-Dichloroethene	ND		5.2		ug/Kg		12/23/14 19:00	12/24/14 15:07	1
1,2-Dichloropropane	ND		5.2		ug/Kg		12/23/14 19:00	12/24/14 15:07	1
cis-1,3-Dichloropropene	ND		5.2		ug/Kg		12/23/14 19:00	12/24/14 15:07	1
trans-1,3-Dichloropropene	ND		5.2		ug/Kg		12/23/14 19:00	12/24/14 15:07	1
Ethylbenzene	ND		5.2		ug/Kg		12/23/14 19:00	12/24/14 15:07	1
Hexachlorobutadiene	ND	*	5.2		ug/Kg		12/23/14 19:00	12/24/14 15:07	1
2-Hexanone	ND		52		ug/Kg		12/23/14 19:00	12/24/14 15:07	1
Isopropylbenzene	ND		5.2		ug/Kg		12/23/14 19:00	12/24/14 15:07	1
4-Isopropyltoluene	ND	*	5.2		ug/Kg		12/23/14 19:00	12/24/14 15:07	1
Methylene Chloride	ND		10		ug/Kg		12/23/14 19:00	12/24/14 15:07	1
4-Methyl-2-pentanone (MIBK)	ND		52		ug/Kg		12/23/14 19:00	12/24/14 15:07	1
Naphthalene	ND	*	10		ug/Kg		12/23/14 19:00	12/24/14 15:07	1
N-Propylbenzene	ND	*	5.2		ug/Kg		12/23/14 19:00	12/24/14 15:07	1
Styrene	ND		5.2		ug/Kg		12/23/14 19:00	12/24/14 15:07	1
1,1,1,2-Tetrachloroethane	ND		5.2		ug/Kg		12/23/14 19:00	12/24/14 15:07	1

TestAmerica Pleasanton

Client Sample Results

Client: Cornerstone Earth Group
Project/Site: East Bay Bridge Center

TestAmerica Job ID: 720-62077-1

Client Sample ID: EB-5 (3.5-4)

Lab Sample ID: 720-62077-19

Date Collected: 12/23/14 12:12

Matrix: Solid

Date Received: 12/23/14 15:10

Method: 8260B/CA_LUFTMS - 8260B / CA LUFT MS (Continued)

Analyte	Result	Qualifier	RL	MDL	Unit	D	Prepared	Analyzed	Dil Fac
1,1,2,2-Tetrachloroethane	ND	*	5.2		ug/Kg		12/23/14 19:00	12/24/14 15:07	1
Tetrachloroethene	ND		5.2		ug/Kg		12/23/14 19:00	12/24/14 15:07	1
Toluene	ND		5.2		ug/Kg		12/23/14 19:00	12/24/14 15:07	1
1,2,3-Trichlorobenzene	ND	*	5.2		ug/Kg		12/23/14 19:00	12/24/14 15:07	1
1,2,4-Trichlorobenzene	ND	*	5.2		ug/Kg		12/23/14 19:00	12/24/14 15:07	1
1,1,1-Trichloroethane	ND		5.2		ug/Kg		12/23/14 19:00	12/24/14 15:07	1
1,1,2-Trichloroethane	ND		5.2		ug/Kg		12/23/14 19:00	12/24/14 15:07	1
Trichloroethene	ND		5.2		ug/Kg		12/23/14 19:00	12/24/14 15:07	1
Trichlorofluoromethane	ND		5.2		ug/Kg		12/23/14 19:00	12/24/14 15:07	1
1,2,3-Trichloropropane	ND	*	5.2		ug/Kg		12/23/14 19:00	12/24/14 15:07	1
1,1,2-Trichloro-1,2,2-trifluoroethane	ND		5.2		ug/Kg		12/23/14 19:00	12/24/14 15:07	1
1,2,4-Trimethylbenzene	ND	*	5.2		ug/Kg		12/23/14 19:00	12/24/14 15:07	1
1,3,5-Trimethylbenzene	ND	*	5.2		ug/Kg		12/23/14 19:00	12/24/14 15:07	1
Vinyl acetate	ND		21		ug/Kg		12/23/14 19:00	12/24/14 15:07	1
Vinyl chloride	ND		5.2		ug/Kg		12/23/14 19:00	12/24/14 15:07	1
Xylenes, Total	ND		10		ug/Kg		12/23/14 19:00	12/24/14 15:07	1
2,2-Dichloropropane	ND		5.2		ug/Kg		12/23/14 19:00	12/24/14 15:07	1
Gasoline Range Organics (GRO) -C5-C12	ND		260		ug/Kg		12/23/14 19:00	12/24/14 15:07	1

Surrogate	%Recovery	Qualifier	Limits	Prepared	Analyzed	Dil Fac
4-Bromofluorobenzene	79		45 - 131	12/23/14 19:00	12/24/14 15:07	1
1,2-Dichloroethane-d4 (Surr)	116		60 - 140	12/23/14 19:00	12/24/14 15:07	1
Toluene-d8 (Surr)	85		58 - 140	12/23/14 19:00	12/24/14 15:07	1

Method: 8015B - Diesel Range Organics (DRO) (GC) - Silica Gel Cleanup

Analyte	Result	Qualifier	RL	MDL	Unit	D	Prepared	Analyzed	Dil Fac
Diesel Range Organics [C10-C28]	24		2.0		mg/Kg		12/31/14 11:50	01/02/15 10:19	2
Motor Oil Range Organics [C24-C36]	130		100		mg/Kg		12/31/14 11:50	01/02/15 10:19	2

Surrogate	%Recovery	Qualifier	Limits	Prepared	Analyzed	Dil Fac
Capric Acid (Surr)	0.03		0 - 1	12/31/14 11:50	01/02/15 10:19	2
p-Terphenyl	85		38 - 148	12/31/14 11:50	01/02/15 10:19	2

Client Sample Results

Client: Cornerstone Earth Group
 Project/Site: East Bay Bridge Center

TestAmerica Job ID: 720-62077-1

Client Sample ID: EB-5 (4.5-5)

Lab Sample ID: 720-62077-20

Date Collected: 12/23/14 12:13

Matrix: Solid

Date Received: 12/23/14 15:10

Method: 8015B - Diesel Range Organics (DRO) (GC) - Silica Gel Cleanup

Analyte	Result	Qualifier	RL	MDL	Unit	D	Prepared	Analyzed	Dil Fac
Diesel Range Organics [C10-C28]	ND		1.0		mg/Kg		12/31/14 11:50	01/02/15 10:43	1
Motor Oil Range Organics [C24-C36]	ND		50		mg/Kg		12/31/14 11:50	01/02/15 10:43	1
Surrogate	%Recovery	Qualifier	Limits				Prepared	Analyzed	Dil Fac
Capric Acid (Surr)	0.007		0 - 1				12/31/14 11:50	01/02/15 10:43	1
p-Terphenyl	89		38 - 148				12/31/14 11:50	01/02/15 10:43	1



Client Sample Results

Client: Cornerstone Earth Group
Project/Site: East Bay Bridge Center

TestAmerica Job ID: 720-62077-1

Client Sample ID: COMPOSITE-1

Lab Sample ID: 720-62077-28

Date Collected: 12/23/14 12:20

Matrix: Solid

Date Received: 12/23/14 15:10

Method: 8270C SIM - PAHs by GCMS (SIM)

Analyte	Result	Qualifier	RL	MDL	Unit	D	Prepared	Analyzed	Dil Fac
Acenaphthene	ND		50		ug/Kg		12/30/14 08:54	12/31/14 22:46	10
Acenaphthylene	ND		50		ug/Kg		12/30/14 08:54	12/31/14 22:46	10
Anthracene	140		50		ug/Kg		12/30/14 08:54	12/31/14 22:46	10
Benzo[a]anthracene	440		50		ug/Kg		12/30/14 08:54	12/31/14 22:46	10
Benzo[a]pyrene	470		50		ug/Kg		12/30/14 08:54	12/31/14 22:46	10
Benzo[b]fluoranthene	710		50		ug/Kg		12/30/14 08:54	12/31/14 22:46	10
Benzo[g,h,i]perylene	150		50		ug/Kg		12/30/14 08:54	12/31/14 22:46	10
Benzo[k]fluoranthene	320		50		ug/Kg		12/30/14 08:54	12/31/14 22:46	10
Chrysene	450		50		ug/Kg		12/30/14 08:54	12/31/14 22:46	10
Dibenz(a,h)anthracene	51		50		ug/Kg		12/30/14 08:54	12/31/14 22:46	10
Fluoranthene	800		50		ug/Kg		12/30/14 08:54	12/31/14 22:46	10
Fluorene	ND		50		ug/Kg		12/30/14 08:54	12/31/14 22:46	10
Indeno[1,2,3-cd]pyrene	150		50		ug/Kg		12/30/14 08:54	12/31/14 22:46	10
Naphthalene	ND		50		ug/Kg		12/30/14 08:54	12/31/14 22:46	10
Phenanthrene	270		50		ug/Kg		12/30/14 08:54	12/31/14 22:46	10
Pyrene	1300		50		ug/Kg		12/30/14 08:54	12/31/14 22:46	10
Surrogate	%Recovery	Qualifier	Limits				Prepared	Analyzed	Dil Fac
2-Fluorobiphenyl	77		33 - 120				12/30/14 08:54	12/31/14 22:46	10
Terphenyl-d14	88		35 - 146				12/30/14 08:54	12/31/14 22:46	10

Method: 8081A - Organochlorine Pesticides (GC)

Analyte	Result	Qualifier	RL	MDL	Unit	D	Prepared	Analyzed	Dil Fac
Aldrin	ND		9.7		ug/Kg		12/30/14 09:10	01/01/15 09:39	5
Dieldrin	ND		9.7		ug/Kg		12/30/14 09:10	01/01/15 09:39	5
Endrin aldehyde	ND		9.7		ug/Kg		12/30/14 09:10	01/01/15 09:39	5
Endrin	ND		9.7		ug/Kg		12/30/14 09:10	01/01/15 09:39	5
Endrin ketone	ND		9.7		ug/Kg		12/30/14 09:10	01/01/15 09:39	5
Heptachlor	ND		9.7		ug/Kg		12/30/14 09:10	01/01/15 09:39	5
Heptachlor epoxide	ND		9.7		ug/Kg		12/30/14 09:10	01/01/15 09:39	5
4,4'-DDT	ND		9.7		ug/Kg		12/30/14 09:10	01/01/15 09:39	5
4,4'-DDE	ND		9.7		ug/Kg		12/30/14 09:10	01/01/15 09:39	5
4,4'-DDD	ND		9.7		ug/Kg		12/30/14 09:10	01/01/15 09:39	5
Endosulfan I	ND		9.7		ug/Kg		12/30/14 09:10	01/01/15 09:39	5
Endosulfan II	ND		9.7		ug/Kg		12/30/14 09:10	01/01/15 09:39	5
alpha-BHC	ND		9.7		ug/Kg		12/30/14 09:10	01/01/15 09:39	5
beta-BHC	ND		9.7		ug/Kg		12/30/14 09:10	01/01/15 09:39	5
gamma-BHC (Lindane)	ND		9.7		ug/Kg		12/30/14 09:10	01/01/15 09:39	5
delta-BHC	ND		9.7		ug/Kg		12/30/14 09:10	01/01/15 09:39	5
Endosulfan sulfate	ND		9.7		ug/Kg		12/30/14 09:10	01/01/15 09:39	5
Methoxychlor	ND		9.7		ug/Kg		12/30/14 09:10	01/01/15 09:39	5
Toxaphene	ND		190		ug/Kg		12/30/14 09:10	01/01/15 09:39	5
Chlordane (technical)	ND		190		ug/Kg		12/30/14 09:10	01/01/15 09:39	5
alpha-Chlordane	ND		9.7		ug/Kg		12/30/14 09:10	01/01/15 09:39	5
gamma-Chlordane	ND		9.7		ug/Kg		12/30/14 09:10	01/01/15 09:39	5
Surrogate	%Recovery	Qualifier	Limits				Prepared	Analyzed	Dil Fac
Tetrachloro-m-xylene	113		57 - 122				12/30/14 09:10	01/01/15 09:39	5
DCB Decachlorobiphenyl	127		21 - 136				12/30/14 09:10	01/01/15 09:39	5

TestAmerica Pleasanton

Client Sample Results

Client: Cornerstone Earth Group
 Project/Site: East Bay Bridge Center

TestAmerica Job ID: 720-62077-1

Client Sample ID: COMPOSITE-1

Lab Sample ID: 720-62077-28

Date Collected: 12/23/14 12:20

Matrix: Solid

Date Received: 12/23/14 15:10

Method: 8082 - Polychlorinated Biphenyls (PCBs) by Gas Chromatography

Analyte	Result	Qualifier	RL	MDL	Unit	D	Prepared	Analyzed	Dil Fac
PCB-1016	ND		48		ug/Kg		12/30/14 09:10	12/31/14 01:57	1
PCB-1221	ND		48		ug/Kg		12/30/14 09:10	12/31/14 01:57	1
PCB-1232	ND		48		ug/Kg		12/30/14 09:10	12/31/14 01:57	1
PCB-1242	ND		48		ug/Kg		12/30/14 09:10	12/31/14 01:57	1
PCB-1248	ND		48		ug/Kg		12/30/14 09:10	12/31/14 01:57	1
PCB-1254	ND		48		ug/Kg		12/30/14 09:10	12/31/14 01:57	1
PCB-1260	ND		48		ug/Kg		12/30/14 09:10	12/31/14 01:57	1

Surrogate	%Recovery	Qualifier	Limits	Prepared	Analyzed	Dil Fac
Tetrachloro-m-xylene	85		45 - 132	12/30/14 09:10	12/31/14 01:57	1
DCB Decachlorobiphenyl	68		42 - 146	12/30/14 09:10	12/31/14 01:57	1

Method: 6010B - Metals (ICP)

Analyte	Result	Qualifier	RL	MDL	Unit	D	Prepared	Analyzed	Dil Fac
Antimony	1.4		0.44		mg/Kg		12/30/14 16:20	01/02/15 15:59	1
Arsenic	4.9		0.88		mg/Kg		12/30/14 16:20	01/02/15 15:59	1
Barium	140		0.44		mg/Kg		12/30/14 16:20	01/02/15 15:59	1
Beryllium	0.23		0.088		mg/Kg		12/30/14 16:20	01/02/15 15:59	1
Cadmium	0.23		0.11		mg/Kg		12/30/14 16:20	01/02/15 15:59	1
Chromium	24		0.44		mg/Kg		12/30/14 16:20	01/02/15 15:59	1
Cobalt	6.7		0.18		mg/Kg		12/30/14 16:20	01/02/15 15:59	1
Copper	31		1.3		mg/Kg		12/30/14 16:20	01/02/15 15:59	1
Lead	120		0.44		mg/Kg		12/30/14 16:20	01/02/15 15:59	1
Molybdenum	ND		0.44		mg/Kg		12/30/14 16:20	01/02/15 15:59	1
Nickel	25		0.44		mg/Kg		12/30/14 16:20	01/02/15 15:59	1
Selenium	ND		0.88		mg/Kg		12/30/14 16:20	01/02/15 15:59	1
Silver	ND		0.22		mg/Kg		12/30/14 16:20	01/02/15 15:59	1
Thallium	ND		0.44		mg/Kg		12/30/14 16:20	01/02/15 15:59	1
Vanadium	26		0.44		mg/Kg		12/30/14 16:20	01/02/15 15:59	1
Zinc	130		1.3		mg/Kg		12/30/14 16:20	01/02/15 15:59	1

Method: 7471A - Mercury (CVAA)

Analyte	Result	Qualifier	RL	MDL	Unit	D	Prepared	Analyzed	Dil Fac
Mercury	0.24		0.0086		mg/Kg		12/29/14 16:37	12/31/14 09:49	1

Client Sample Results

Client: Cornerstone Earth Group
Project/Site: East Bay Bridge Center

TestAmerica Job ID: 720-62077-1

Client Sample ID: COMPOSITE-2

Lab Sample ID: 720-62077-37

Date Collected: 12/23/14 10:50

Matrix: Solid

Date Received: 12/23/14 15:10

Method: 8270C SIM - PAHs by GCMS (SIM)

Analyte	Result	Qualifier	RL	MDL	Unit	D	Prepared	Analyzed	Dil Fac
Acenaphthene	ND		50		ug/Kg		12/30/14 08:54	12/31/14 14:18	10
Acenaphthylene	ND		50		ug/Kg		12/30/14 08:54	12/31/14 14:18	10
Anthracene	ND		50		ug/Kg		12/30/14 08:54	12/31/14 14:18	10
Benzo[a]anthracene	100		50		ug/Kg		12/30/14 08:54	12/31/14 14:18	10
Benzo[a]pyrene	110		50		ug/Kg		12/30/14 08:54	12/31/14 14:18	10
Benzo[b]fluoranthene	170		50		ug/Kg		12/30/14 08:54	12/31/14 14:18	10
Benzo[g,h,i]perylene	66		50		ug/Kg		12/30/14 08:54	12/31/14 14:18	10
Benzo[k]fluoranthene	55		50		ug/Kg		12/30/14 08:54	12/31/14 14:18	10
Chrysene	140		50		ug/Kg		12/30/14 08:54	12/31/14 14:18	10
Dibenz(a,h)anthracene	ND		50		ug/Kg		12/30/14 08:54	12/31/14 14:18	10
Fluoranthene	200		50		ug/Kg		12/30/14 08:54	12/31/14 14:18	10
Fluorene	ND		50		ug/Kg		12/30/14 08:54	12/31/14 14:18	10
Indeno[1,2,3-cd]pyrene	55		50		ug/Kg		12/30/14 08:54	12/31/14 14:18	10
Naphthalene	ND		50		ug/Kg		12/30/14 08:54	12/31/14 14:18	10
Phenanthrene	88		50		ug/Kg		12/30/14 08:54	12/31/14 14:18	10
Pyrene	280		50		ug/Kg		12/30/14 08:54	12/31/14 14:18	10
Surrogate	%Recovery	Qualifier	Limits				Prepared	Analyzed	Dil Fac
2-Fluorobiphenyl	85		33 - 120				12/30/14 08:54	12/31/14 14:18	10
Terphenyl-d14	98		35 - 146				12/30/14 08:54	12/31/14 14:18	10

Method: 8081A - Organochlorine Pesticides (GC)

Analyte	Result	Qualifier	RL	MDL	Unit	D	Prepared	Analyzed	Dil Fac
Aldrin	ND		9.8		ug/Kg		12/30/14 09:10	12/31/14 11:32	5
Dieldrin	ND		9.8		ug/Kg		12/30/14 09:10	12/31/14 11:32	5
Endrin aldehyde	ND		9.8		ug/Kg		12/30/14 09:10	12/31/14 11:32	5
Endrin	ND		9.8		ug/Kg		12/30/14 09:10	12/31/14 11:32	5
Endrin ketone	ND		9.8		ug/Kg		12/30/14 09:10	12/31/14 11:32	5
Heptachlor	ND		9.8		ug/Kg		12/30/14 09:10	12/31/14 11:32	5
Heptachlor epoxide	ND		9.8		ug/Kg		12/30/14 09:10	12/31/14 11:32	5
4,4'-DDT	ND		9.8		ug/Kg		12/30/14 09:10	12/31/14 11:32	5
4,4'-DDE	ND		9.8		ug/Kg		12/30/14 09:10	12/31/14 11:32	5
4,4'-DDD	ND		9.8		ug/Kg		12/30/14 09:10	12/31/14 11:32	5
Endosulfan I	ND		9.8		ug/Kg		12/30/14 09:10	12/31/14 11:32	5
Endosulfan II	ND		9.8		ug/Kg		12/30/14 09:10	12/31/14 11:32	5
alpha-BHC	ND		9.8		ug/Kg		12/30/14 09:10	12/31/14 11:32	5
beta-BHC	ND		9.8		ug/Kg		12/30/14 09:10	12/31/14 11:32	5
gamma-BHC (Lindane)	ND		9.8		ug/Kg		12/30/14 09:10	12/31/14 11:32	5
delta-BHC	ND		9.8		ug/Kg		12/30/14 09:10	12/31/14 11:32	5
Endosulfan sulfate	ND		9.8		ug/Kg		12/30/14 09:10	12/31/14 11:32	5
Methoxychlor	ND		9.8		ug/Kg		12/30/14 09:10	12/31/14 11:32	5
Toxaphene	ND		200		ug/Kg		12/30/14 09:10	12/31/14 11:32	5
Chlordane (technical)	ND		200		ug/Kg		12/30/14 09:10	12/31/14 11:32	5
alpha-Chlordane	ND		9.8		ug/Kg		12/30/14 09:10	12/31/14 11:32	5
gamma-Chlordane	ND		9.8		ug/Kg		12/30/14 09:10	12/31/14 11:32	5
Surrogate	%Recovery	Qualifier	Limits				Prepared	Analyzed	Dil Fac
Tetrachloro-m-xylene	71	p	57 - 122				12/30/14 09:10	12/31/14 11:32	5
DCB Decachlorobiphenyl	46	p	21 - 136				12/30/14 09:10	12/31/14 11:32	5

TestAmerica Pleasanton

Client Sample Results

Client: Cornerstone Earth Group
 Project/Site: East Bay Bridge Center

TestAmerica Job ID: 720-62077-1

Client Sample ID: COMPOSITE-2

Lab Sample ID: 720-62077-37

Date Collected: 12/23/14 10:50

Matrix: Solid

Date Received: 12/23/14 15:10

Method: 8082 - Polychlorinated Biphenyls (PCBs) by Gas Chromatography

Analyte	Result	Qualifier	RL	MDL	Unit	D	Prepared	Analyzed	Dil Fac
PCB-1016	ND		49		ug/Kg		12/30/14 09:10	12/31/14 11:29	1
PCB-1221	ND		49		ug/Kg		12/30/14 09:10	12/31/14 11:29	1
PCB-1232	ND		49		ug/Kg		12/30/14 09:10	12/31/14 11:29	1
PCB-1242	ND		49		ug/Kg		12/30/14 09:10	12/31/14 11:29	1
PCB-1248	ND		49		ug/Kg		12/30/14 09:10	12/31/14 11:29	1
PCB-1254	ND		49		ug/Kg		12/30/14 09:10	12/31/14 11:29	1
PCB-1260	ND		49		ug/Kg		12/30/14 09:10	12/31/14 11:29	1
Surrogate	%Recovery	Qualifier	Limits				Prepared	Analyzed	Dil Fac
Tetrachloro-m-xylene	82		45 - 132				12/30/14 09:10	12/31/14 11:29	1
DCB Decachlorobiphenyl	71		42 - 146				12/30/14 09:10	12/31/14 11:29	1

Method: 6010B - Metals (ICP)

Analyte	Result	Qualifier	RL	MDL	Unit	D	Prepared	Analyzed	Dil Fac
Antimony	ND		1.9		mg/Kg		12/30/14 16:20	12/31/14 21:54	4
Arsenic	5.9		3.8		mg/Kg		12/30/14 16:20	12/31/14 21:54	4
Barium	170		1.9		mg/Kg		12/30/14 16:20	01/02/15 16:04	4
Beryllium	0.46		0.38		mg/Kg		12/30/14 16:20	12/31/14 21:54	4
Cadmium	ND		0.47		mg/Kg		12/30/14 16:20	12/31/14 21:54	4
Chromium	38		1.9		mg/Kg		12/30/14 16:20	12/31/14 21:54	4
Cobalt	9.1		0.75		mg/Kg		12/30/14 16:20	12/31/14 21:54	4
Copper	29		5.7		mg/Kg		12/30/14 16:20	12/31/14 21:54	4
Lead	35		1.9		mg/Kg		12/30/14 16:20	01/02/15 16:04	4
Molybdenum	ND		1.9		mg/Kg		12/30/14 16:20	12/31/14 21:54	4
Nickel	44		1.9		mg/Kg		12/30/14 16:20	01/02/15 16:04	4
Selenium	ND		3.8		mg/Kg		12/30/14 16:20	12/31/14 21:54	4
Silver	ND		0.94		mg/Kg		12/30/14 16:20	01/02/15 16:04	4
Thallium	ND		1.9		mg/Kg		12/30/14 16:20	01/02/15 16:04	4
Vanadium	35		1.9		mg/Kg		12/30/14 16:20	12/31/14 21:54	4
Zinc	77		5.7		mg/Kg		12/30/14 16:20	12/31/14 21:54	4

Method: 7471A - Mercury (CVAA)

Analyte	Result	Qualifier	RL	MDL	Unit	D	Prepared	Analyzed	Dil Fac
Mercury	0.17		0.0088		mg/Kg		12/29/14 16:37	12/31/14 09:52	1

Client Sample Results

Client: Cornerstone Earth Group
Project/Site: East Bay Bridge Center

TestAmerica Job ID: 720-62077-1

Client Sample ID: COMPOSITE-3

Lab Sample ID: 720-62077-45

Date Collected: 12/23/14 10:20

Matrix: Solid

Date Received: 12/23/14 15:10

Method: 8270C SIM - PAHs by GCMS (SIM)

Analyte	Result	Qualifier	RL	MDL	Unit	D	Prepared	Analyzed	Dil Fac
Acenaphthene	ND		25		ug/Kg		12/30/14 08:54	12/31/14 22:00	5
Acenaphthylene	ND		25		ug/Kg		12/30/14 08:54	12/31/14 22:00	5
Anthracene	ND		25		ug/Kg		12/30/14 08:54	12/31/14 22:00	5
Benzo[a]anthracene	30		25		ug/Kg		12/30/14 08:54	12/31/14 22:00	5
Benzo[a]pyrene	37		25		ug/Kg		12/30/14 08:54	12/31/14 22:00	5
Benzo[b]fluoranthene	56		25		ug/Kg		12/30/14 08:54	12/31/14 22:00	5
Benzo[g,h,i]perylene	ND		25		ug/Kg		12/30/14 08:54	12/31/14 22:00	5
Benzo[k]fluoranthene	ND		25		ug/Kg		12/30/14 08:54	12/31/14 22:00	5
Chrysene	47		25		ug/Kg		12/30/14 08:54	12/31/14 22:00	5
Dibenz(a,h)anthracene	ND		25		ug/Kg		12/30/14 08:54	12/31/14 22:00	5
Fluoranthene	68		25		ug/Kg		12/30/14 08:54	12/31/14 22:00	5
Fluorene	ND		25		ug/Kg		12/30/14 08:54	12/31/14 22:00	5
Indeno[1,2,3-cd]pyrene	ND		25		ug/Kg		12/30/14 08:54	12/31/14 22:00	5
Naphthalene	ND		25		ug/Kg		12/30/14 08:54	12/31/14 22:00	5
Phenanthrene	68		25		ug/Kg		12/30/14 08:54	12/31/14 22:00	5
Pyrene	93		25		ug/Kg		12/30/14 08:54	12/31/14 22:00	5
Surrogate	%Recovery	Qualifier	Limits				Prepared	Analyzed	Dil Fac
2-Fluorobiphenyl	74		33 - 120				12/30/14 08:54	12/31/14 22:00	5
Terphenyl-d14	84		35 - 146				12/30/14 08:54	12/31/14 22:00	5

Method: 8081A - Organochlorine Pesticides (GC)

Analyte	Result	Qualifier	RL	MDL	Unit	D	Prepared	Analyzed	Dil Fac
Aldrin	ND		9.8		ug/Kg		12/30/14 09:10	12/31/14 11:48	5
Dieldrin	ND		9.8		ug/Kg		12/30/14 09:10	12/31/14 11:48	5
Endrin aldehyde	ND		9.8		ug/Kg		12/30/14 09:10	12/31/14 11:48	5
Endrin	ND		9.8		ug/Kg		12/30/14 09:10	12/31/14 11:48	5
Endrin ketone	ND		9.8		ug/Kg		12/30/14 09:10	12/31/14 11:48	5
Heptachlor	ND		9.8		ug/Kg		12/30/14 09:10	12/31/14 11:48	5
Heptachlor epoxide	ND		9.8		ug/Kg		12/30/14 09:10	12/31/14 11:48	5
4,4'-DDT	ND		9.8		ug/Kg		12/30/14 09:10	12/31/14 11:48	5
4,4'-DDE	ND		9.8		ug/Kg		12/30/14 09:10	12/31/14 11:48	5
4,4'-DDD	ND		9.8		ug/Kg		12/30/14 09:10	12/31/14 11:48	5
Endosulfan I	ND		9.8		ug/Kg		12/30/14 09:10	12/31/14 11:48	5
Endosulfan II	ND		9.8		ug/Kg		12/30/14 09:10	12/31/14 11:48	5
alpha-BHC	ND		9.8		ug/Kg		12/30/14 09:10	12/31/14 11:48	5
beta-BHC	ND		9.8		ug/Kg		12/30/14 09:10	12/31/14 11:48	5
gamma-BHC (Lindane)	ND		9.8		ug/Kg		12/30/14 09:10	12/31/14 11:48	5
delta-BHC	ND		9.8		ug/Kg		12/30/14 09:10	12/31/14 11:48	5
Endosulfan sulfate	ND		9.8		ug/Kg		12/30/14 09:10	12/31/14 11:48	5
Methoxychlor	ND		9.8		ug/Kg		12/30/14 09:10	12/31/14 11:48	5
Toxaphene	ND		200		ug/Kg		12/30/14 09:10	12/31/14 11:48	5
Chlordane (technical)	ND		200		ug/Kg		12/30/14 09:10	12/31/14 11:48	5
alpha-Chlordane	ND		9.8		ug/Kg		12/30/14 09:10	12/31/14 11:48	5
gamma-Chlordane	ND		9.8		ug/Kg		12/30/14 09:10	12/31/14 11:48	5
Surrogate	%Recovery	Qualifier	Limits				Prepared	Analyzed	Dil Fac
Tetrachloro-m-xylene	119		57 - 122				12/30/14 09:10	12/31/14 11:48	5
DCB Decachlorobiphenyl	58	p	21 - 136				12/30/14 09:10	12/31/14 11:48	5

TestAmerica Pleasanton

Client Sample Results

Client: Cornerstone Earth Group
Project/Site: East Bay Bridge Center

TestAmerica Job ID: 720-62077-1

Client Sample ID: COMPOSITE-3

Lab Sample ID: 720-62077-45

Date Collected: 12/23/14 10:20

Matrix: Solid

Date Received: 12/23/14 15:10

Method: 8082 - Polychlorinated Biphenyls (PCBs) by Gas Chromatography

Analyte	Result	Qualifier	RL	MDL	Unit	D	Prepared	Analyzed	Dil Fac
PCB-1016	ND		49		ug/Kg		12/30/14 09:10	12/31/14 11:29	1
PCB-1221	ND		49		ug/Kg		12/30/14 09:10	12/31/14 11:29	1
PCB-1232	ND		49		ug/Kg		12/30/14 09:10	12/31/14 11:29	1
PCB-1242	ND		49		ug/Kg		12/30/14 09:10	12/31/14 11:29	1
PCB-1248	ND		49		ug/Kg		12/30/14 09:10	12/31/14 11:29	1
PCB-1254	ND		49		ug/Kg		12/30/14 09:10	12/31/14 11:29	1
PCB-1260	ND		49		ug/Kg		12/30/14 09:10	12/31/14 11:29	1

Surrogate	%Recovery	Qualifier	Limits	Prepared	Analyzed	Dil Fac
Tetrachloro-m-xylene	82		45 - 132	12/30/14 09:10	12/31/14 11:29	1
DCB Decachlorobiphenyl	75		42 - 146	12/30/14 09:10	12/31/14 11:29	1

Method: 6010B - Metals (ICP)

Analyte	Result	Qualifier	RL	MDL	Unit	D	Prepared	Analyzed	Dil Fac
Antimony	ND		1.3		mg/Kg		12/30/14 16:20	12/31/14 21:59	4
Arsenic	6.2		2.5		mg/Kg		12/30/14 16:20	12/31/14 21:59	4
Barium	140		1.3		mg/Kg		12/30/14 16:20	01/02/15 16:09	4
Beryllium	ND		0.25		mg/Kg		12/30/14 16:20	12/31/14 21:59	4
Cadmium	ND		0.32		mg/Kg		12/30/14 16:20	12/31/14 21:59	4
Chromium	28		1.3		mg/Kg		12/30/14 16:20	12/31/14 21:59	4
Cobalt	8.8		0.51		mg/Kg		12/30/14 16:20	12/31/14 21:59	4
Copper	25		3.8		mg/Kg		12/30/14 16:20	12/31/14 21:59	4
Lead	64		1.3		mg/Kg		12/30/14 16:20	01/02/15 16:09	4
Molybdenum	ND		1.3		mg/Kg		12/30/14 16:20	12/31/14 21:59	4
Nickel	32		1.3		mg/Kg		12/30/14 16:20	01/02/15 16:09	4
Selenium	ND		2.5		mg/Kg		12/30/14 16:20	12/31/14 21:59	4
Silver	ND		0.64		mg/Kg		12/30/14 16:20	01/02/15 16:09	4
Thallium	ND		1.3		mg/Kg		12/30/14 16:20	01/02/15 16:09	4
Vanadium	28		1.3		mg/Kg		12/30/14 16:20	12/31/14 21:59	4
Zinc	56		3.8		mg/Kg		12/30/14 16:20	12/31/14 21:59	4

Method: 7471A - Mercury (CVAA)

Analyte	Result	Qualifier	RL	MDL	Unit	D	Prepared	Analyzed	Dil Fac
Mercury	0.27		0.0095		mg/Kg		12/29/14 16:37	12/31/14 09:59	1

Client Sample Results

Client: Cornerstone Earth Group
Project/Site: East Bay Bridge Center

TestAmerica Job ID: 720-62077-1

Client Sample ID: COMPOSITE-4

Lab Sample ID: 720-62077-54

Date Collected: 12/23/14 10:20

Matrix: Solid

Date Received: 12/23/14 15:10

Method: 8270C SIM - PAHs by GCMS (SIM)

Analyte	Result	Qualifier	RL	MDL	Unit	D	Prepared	Analyzed	Dil Fac
Acenaphthene	ND		25		ug/Kg		12/30/14 08:54	12/31/14 21:37	5
Acenaphthylene	ND		25		ug/Kg		12/30/14 08:54	12/31/14 21:37	5
Anthracene	ND		25		ug/Kg		12/30/14 08:54	12/31/14 21:37	5
Benzo[a]anthracene	46		25		ug/Kg		12/30/14 08:54	12/31/14 21:37	5
Benzo[a]pyrene	63		25		ug/Kg		12/30/14 08:54	12/31/14 21:37	5
Benzo[b]fluoranthene	99		25		ug/Kg		12/30/14 08:54	12/31/14 21:37	5
Benzo[g,h,i]perylene	34		25		ug/Kg		12/30/14 08:54	12/31/14 21:37	5
Benzo[k]fluoranthene	30		25		ug/Kg		12/30/14 08:54	12/31/14 21:37	5
Chrysene	67		25		ug/Kg		12/30/14 08:54	12/31/14 21:37	5
Dibenz(a,h)anthracene	ND		25		ug/Kg		12/30/14 08:54	12/31/14 21:37	5
Fluoranthene	94		25		ug/Kg		12/30/14 08:54	12/31/14 21:37	5
Fluorene	ND		25		ug/Kg		12/30/14 08:54	12/31/14 21:37	5
Indeno[1,2,3-cd]pyrene	27		25		ug/Kg		12/30/14 08:54	12/31/14 21:37	5
Naphthalene	ND		25		ug/Kg		12/30/14 08:54	12/31/14 21:37	5
Phenanthrene	46		25		ug/Kg		12/30/14 08:54	12/31/14 21:37	5
Pyrene	130		25		ug/Kg		12/30/14 08:54	12/31/14 21:37	5
Surrogate	%Recovery	Qualifier	Limits				Prepared	Analyzed	Dil Fac
2-Fluorobiphenyl	72		33 - 120				12/30/14 08:54	12/31/14 21:37	5
Terphenyl-d14	87		35 - 146				12/30/14 08:54	12/31/14 21:37	5

Method: 8081A - Organochlorine Pesticides (GC)

Analyte	Result	Qualifier	RL	MDL	Unit	D	Prepared	Analyzed	Dil Fac
Aldrin	ND		10		ug/Kg		12/30/14 09:10	12/31/14 10:58	5
Dieldrin	ND		10		ug/Kg		12/30/14 09:10	12/31/14 10:58	5
Endrin aldehyde	ND		10		ug/Kg		12/30/14 09:10	12/31/14 10:58	5
Endrin	ND		10		ug/Kg		12/30/14 09:10	12/31/14 10:58	5
Endrin ketone	ND		10		ug/Kg		12/30/14 09:10	12/31/14 10:58	5
Heptachlor	ND		10		ug/Kg		12/30/14 09:10	12/31/14 10:58	5
Heptachlor epoxide	ND		10		ug/Kg		12/30/14 09:10	12/31/14 10:58	5
4,4'-DDT	ND		10		ug/Kg		12/30/14 09:10	12/31/14 10:58	5
4,4'-DDE	ND		10		ug/Kg		12/30/14 09:10	12/31/14 10:58	5
4,4'-DDD	ND		10		ug/Kg		12/30/14 09:10	12/31/14 10:58	5
Endosulfan I	ND		10		ug/Kg		12/30/14 09:10	12/31/14 10:58	5
Endosulfan II	ND		10		ug/Kg		12/30/14 09:10	12/31/14 10:58	5
alpha-BHC	ND		10		ug/Kg		12/30/14 09:10	12/31/14 10:58	5
beta-BHC	ND		10		ug/Kg		12/30/14 09:10	12/31/14 10:58	5
gamma-BHC (Lindane)	ND		10		ug/Kg		12/30/14 09:10	12/31/14 10:58	5
delta-BHC	ND		10		ug/Kg		12/30/14 09:10	12/31/14 10:58	5
Endosulfan sulfate	ND		10		ug/Kg		12/30/14 09:10	12/31/14 10:58	5
Methoxychlor	ND		10		ug/Kg		12/30/14 09:10	12/31/14 10:58	5
Toxaphene	ND		200		ug/Kg		12/30/14 09:10	12/31/14 10:58	5
Chlordane (technical)	ND		200		ug/Kg		12/30/14 09:10	12/31/14 10:58	5
alpha-Chlordane	ND		10		ug/Kg		12/30/14 09:10	12/31/14 10:58	5
gamma-Chlordane	ND		10		ug/Kg		12/30/14 09:10	12/31/14 10:58	5
Surrogate	%Recovery	Qualifier	Limits				Prepared	Analyzed	Dil Fac
Tetrachloro-m-xylene	75	p	57 - 122				12/30/14 09:10	12/31/14 10:58	5
DCB Decachlorobiphenyl	67		21 - 136				12/30/14 09:10	12/31/14 10:58	5

TestAmerica Pleasanton

Client Sample Results

Client: Cornerstone Earth Group
 Project/Site: East Bay Bridge Center

TestAmerica Job ID: 720-62077-1

Client Sample ID: COMPOSITE-4

Lab Sample ID: 720-62077-54

Date Collected: 12/23/14 10:20

Matrix: Solid

Date Received: 12/23/14 15:10

Method: 8082 - Polychlorinated Biphenyls (PCBs) by Gas Chromatography

Analyte	Result	Qualifier	RL	MDL	Unit	D	Prepared	Analyzed	Dil Fac
PCB-1016	ND		50		ug/Kg		12/30/14 09:10	12/31/14 11:45	1
PCB-1221	ND		50		ug/Kg		12/30/14 09:10	12/31/14 11:45	1
PCB-1232	ND		50		ug/Kg		12/30/14 09:10	12/31/14 11:45	1
PCB-1242	ND		50		ug/Kg		12/30/14 09:10	12/31/14 11:45	1
PCB-1248	ND		50		ug/Kg		12/30/14 09:10	12/31/14 11:45	1
PCB-1254	ND		50		ug/Kg		12/30/14 09:10	12/31/14 11:45	1
PCB-1260	ND		50		ug/Kg		12/30/14 09:10	12/31/14 11:45	1
Surrogate	%Recovery	Qualifier	Limits				Prepared	Analyzed	Dil Fac
Tetrachloro-m-xylene	76		45 - 132				12/30/14 09:10	12/31/14 11:45	1
DCB Decachlorobiphenyl	68		42 - 146				12/30/14 09:10	12/31/14 11:45	1

Method: 6010B - Metals (ICP)

Analyte	Result	Qualifier	RL	MDL	Unit	D	Prepared	Analyzed	Dil Fac
Antimony	0.48		0.48		mg/Kg		12/30/14 16:20	01/02/15 16:14	1
Arsenic	6.5		0.95		mg/Kg		12/30/14 16:20	01/02/15 16:14	1
Barium	130		0.48		mg/Kg		12/30/14 16:20	01/02/15 16:14	1
Beryllium	0.31		0.095		mg/Kg		12/30/14 16:20	01/02/15 16:14	1
Cadmium	1.3		0.12		mg/Kg		12/30/14 16:20	01/02/15 16:14	1
Chromium	31		0.48		mg/Kg		12/30/14 16:20	01/02/15 16:14	1
Cobalt	7.4		0.19		mg/Kg		12/30/14 16:20	01/02/15 16:14	1
Copper	30		1.4		mg/Kg		12/30/14 16:20	01/02/15 16:14	1
Lead	45		0.48		mg/Kg		12/30/14 16:20	01/02/15 16:14	1
Molybdenum	ND		0.48		mg/Kg		12/30/14 16:20	01/02/15 16:14	1
Nickel	33		0.48		mg/Kg		12/30/14 16:20	01/02/15 16:14	1
Selenium	0.99		0.95		mg/Kg		12/30/14 16:20	01/02/15 16:14	1
Silver	0.29		0.24		mg/Kg		12/30/14 16:20	01/02/15 16:14	1
Thallium	0.68		0.48		mg/Kg		12/30/14 16:20	01/02/15 17:26	1
Vanadium	31		0.48		mg/Kg		12/30/14 16:20	01/02/15 16:14	1
Zinc	68		1.4		mg/Kg		12/30/14 16:20	01/02/15 16:14	1

Method: 7471A - Mercury (CVAA)

Analyte	Result	Qualifier	RL	MDL	Unit	D	Prepared	Analyzed	Dil Fac
Mercury	0.15		0.0086		mg/Kg		12/29/14 16:37	12/31/14 10:02	1

Client Sample Results

Client: Cornerstone Earth Group
Project/Site: East Bay Bridge Center

TestAmerica Job ID: 720-62077-1

Client Sample ID: COMPOSITE-5

Lab Sample ID: 720-62077-63

Date Collected: 12/23/14 09:40

Matrix: Solid

Date Received: 12/23/14 15:10

Method: 8270C SIM - PAHs by GCMS (SIM)

Analyte	Result	Qualifier	RL	MDL	Unit	D	Prepared	Analyzed	Dil Fac
Acenaphthene	ND		50		ug/Kg		12/30/14 08:54	12/31/14 22:23	10
Acenaphthylene	ND		50		ug/Kg		12/30/14 08:54	12/31/14 22:23	10
Anthracene	ND		50		ug/Kg		12/30/14 08:54	12/31/14 22:23	10
Benzo[a]anthracene	ND		50		ug/Kg		12/30/14 08:54	12/31/14 22:23	10
Benzo[a]pyrene	52		50		ug/Kg		12/30/14 08:54	12/31/14 22:23	10
Benzo[b]fluoranthene	79		50		ug/Kg		12/30/14 08:54	12/31/14 22:23	10
Benzo[g,h,i]perylene	ND		50		ug/Kg		12/30/14 08:54	12/31/14 22:23	10
Benzo[k]fluoranthene	ND		50		ug/Kg		12/30/14 08:54	12/31/14 22:23	10
Chrysene	56		50		ug/Kg		12/30/14 08:54	12/31/14 22:23	10
Dibenz(a,h)anthracene	ND		50		ug/Kg		12/30/14 08:54	12/31/14 22:23	10
Fluoranthene	84		50		ug/Kg		12/30/14 08:54	12/31/14 22:23	10
Fluorene	ND		50		ug/Kg		12/30/14 08:54	12/31/14 22:23	10
Indeno[1,2,3-cd]pyrene	ND		50		ug/Kg		12/30/14 08:54	12/31/14 22:23	10
Naphthalene	ND		50		ug/Kg		12/30/14 08:54	12/31/14 22:23	10
Phenanthrene	57		50		ug/Kg		12/30/14 08:54	12/31/14 22:23	10
Pyrene	110		50		ug/Kg		12/30/14 08:54	12/31/14 22:23	10
Surrogate	%Recovery	Qualifier	Limits				Prepared	Analyzed	Dil Fac
2-Fluorobiphenyl	84		33 - 120				12/30/14 08:54	12/31/14 22:23	10
Terphenyl-d14	95		35 - 146				12/30/14 08:54	12/31/14 22:23	10

Method: 8081A - Organochlorine Pesticides (GC)

Analyte	Result	Qualifier	RL	MDL	Unit	D	Prepared	Analyzed	Dil Fac
Aldrin	ND		10		ug/Kg		12/30/14 09:10	12/31/14 12:05	5
Dieldrin	ND		10		ug/Kg		12/30/14 09:10	12/31/14 12:05	5
Endrin aldehyde	ND		10		ug/Kg		12/30/14 09:10	12/31/14 12:05	5
Endrin	ND		10		ug/Kg		12/30/14 09:10	12/31/14 12:05	5
Endrin ketone	ND		10		ug/Kg		12/30/14 09:10	12/31/14 12:05	5
Heptachlor	ND		10		ug/Kg		12/30/14 09:10	12/31/14 12:05	5
Heptachlor epoxide	ND		10		ug/Kg		12/30/14 09:10	12/31/14 12:05	5
4,4'-DDT	ND		10		ug/Kg		12/30/14 09:10	12/31/14 12:05	5
4,4'-DDE	ND		10		ug/Kg		12/30/14 09:10	12/31/14 12:05	5
4,4'-DDD	ND		10		ug/Kg		12/30/14 09:10	12/31/14 12:05	5
Endosulfan I	ND		10		ug/Kg		12/30/14 09:10	12/31/14 12:05	5
Endosulfan II	ND		10		ug/Kg		12/30/14 09:10	12/31/14 12:05	5
alpha-BHC	ND		10		ug/Kg		12/30/14 09:10	12/31/14 12:05	5
beta-BHC	ND		10		ug/Kg		12/30/14 09:10	12/31/14 12:05	5
gamma-BHC (Lindane)	ND		10		ug/Kg		12/30/14 09:10	12/31/14 12:05	5
delta-BHC	ND		10		ug/Kg		12/30/14 09:10	12/31/14 12:05	5
Endosulfan sulfate	ND		10		ug/Kg		12/30/14 09:10	12/31/14 12:05	5
Methoxychlor	ND		10		ug/Kg		12/30/14 09:10	12/31/14 12:05	5
Toxaphene	ND		200		ug/Kg		12/30/14 09:10	12/31/14 12:05	5
Chlordane (technical)	ND		200		ug/Kg		12/30/14 09:10	12/31/14 12:05	5
alpha-Chlordane	ND		10		ug/Kg		12/30/14 09:10	12/31/14 12:05	5
gamma-Chlordane	ND		10		ug/Kg		12/30/14 09:10	12/31/14 12:05	5
Surrogate	%Recovery	Qualifier	Limits				Prepared	Analyzed	Dil Fac
Tetrachloro-m-xylene	108		57 - 122				12/30/14 09:10	12/31/14 12:05	5
DCB Decachlorobiphenyl	76		21 - 136				12/30/14 09:10	12/31/14 12:05	5

TestAmerica Pleasanton

Client Sample Results

Client: Cornerstone Earth Group
 Project/Site: East Bay Bridge Center

TestAmerica Job ID: 720-62077-1

Client Sample ID: COMPOSITE-5

Lab Sample ID: 720-62077-63

Date Collected: 12/23/14 09:40

Matrix: Solid

Date Received: 12/23/14 15:10

Method: 8082 - Polychlorinated Biphenyls (PCBs) by Gas Chromatography

Analyte	Result	Qualifier	RL	MDL	Unit	D	Prepared	Analyzed	Dil Fac
PCB-1016	ND		50		ug/Kg		12/30/14 09:10	12/31/14 03:03	1
PCB-1221	ND		50		ug/Kg		12/30/14 09:10	12/31/14 03:03	1
PCB-1232	ND		50		ug/Kg		12/30/14 09:10	12/31/14 03:03	1
PCB-1242	ND		50		ug/Kg		12/30/14 09:10	12/31/14 03:03	1
PCB-1248	ND		50		ug/Kg		12/30/14 09:10	12/31/14 03:03	1
PCB-1254	ND		50		ug/Kg		12/30/14 09:10	12/31/14 03:03	1
PCB-1260	ND		50		ug/Kg		12/30/14 09:10	12/31/14 03:03	1

Surrogate	%Recovery	Qualifier	Limits	Prepared	Analyzed	Dil Fac
Tetrachloro-m-xylene	80		45 - 132	12/30/14 09:10	12/31/14 03:03	1
DCB Decachlorobiphenyl	66		42 - 146	12/30/14 09:10	12/31/14 03:03	1

Method: 6010B - Metals (ICP)

Analyte	Result	Qualifier	RL	MDL	Unit	D	Prepared	Analyzed	Dil Fac
Antimony	ND		1.5		mg/Kg		12/30/14 16:20	12/31/14 22:08	4
Arsenic	11		3.0		mg/Kg		12/30/14 16:20	12/31/14 22:08	4
Barium	140		1.5		mg/Kg		12/30/14 16:20	01/02/15 16:19	4
Beryllium	0.30		0.30		mg/Kg		12/30/14 16:20	12/31/14 22:08	4
Cadmium	2.1		0.38		mg/Kg		12/30/14 16:20	12/31/14 22:08	4
Chromium	37		1.5		mg/Kg		12/30/14 16:20	12/31/14 22:08	4
Cobalt	7.1		0.60		mg/Kg		12/30/14 16:20	12/31/14 22:08	4
Copper	45		4.5		mg/Kg		12/30/14 16:20	12/31/14 22:08	4
Lead	60		1.5		mg/Kg		12/30/14 16:20	01/02/15 16:19	4
Molybdenum	ND		1.5		mg/Kg		12/30/14 16:20	12/31/14 22:08	4
Nickel	35		1.5		mg/Kg		12/30/14 16:20	01/02/15 16:19	4
Selenium	ND		3.0		mg/Kg		12/30/14 16:20	12/31/14 22:08	4
Silver	ND		0.75		mg/Kg		12/30/14 16:20	01/02/15 16:19	4
Thallium	ND		1.5		mg/Kg		12/30/14 16:20	01/02/15 16:19	4
Vanadium	35		1.5		mg/Kg		12/30/14 16:20	12/31/14 22:08	4
Zinc	89		4.5		mg/Kg		12/30/14 16:20	12/31/14 22:08	4

Method: 7471A - Mercury (CVAA)

Analyte	Result	Qualifier	RL	MDL	Unit	D	Prepared	Analyzed	Dil Fac
Mercury	0.23		0.0097		mg/Kg		12/29/14 16:37	12/31/14 10:04	1

QC Sample Results

Client: Cornerstone Earth Group
 Project/Site: East Bay Bridge Center

TestAmerica Job ID: 720-62077-1

Method: 8260B/CA_LUFTMS - 8260B / CA LUFT MS

Lab Sample ID: MB 720-173116/8

Matrix: Solid

Analysis Batch: 173116

Client Sample ID: Method Blank

Prep Type: Total/NA

Analyte	MB Result	MB Qualifier	RL	MDL	Unit	D	Prepared	Analyzed	Dil Fac
Methyl tert-butyl ether	ND		5.0		ug/Kg			12/23/14 15:23	1
Acetone	ND		50		ug/Kg			12/23/14 15:23	1
Benzene	ND		5.0		ug/Kg			12/23/14 15:23	1
Dichlorobromomethane	ND		5.0		ug/Kg			12/23/14 15:23	1
Bromobenzene	ND		5.0		ug/Kg			12/23/14 15:23	1
Chlorobromomethane	ND		20		ug/Kg			12/23/14 15:23	1
Bromoform	ND		5.0		ug/Kg			12/23/14 15:23	1
Bromomethane	ND		10		ug/Kg			12/23/14 15:23	1
2-Butanone (MEK)	ND		50		ug/Kg			12/23/14 15:23	1
n-Butylbenzene	ND		5.0		ug/Kg			12/23/14 15:23	1
sec-Butylbenzene	ND		5.0		ug/Kg			12/23/14 15:23	1
tert-Butylbenzene	ND		5.0		ug/Kg			12/23/14 15:23	1
Carbon disulfide	ND		5.0		ug/Kg			12/23/14 15:23	1
Carbon tetrachloride	ND		5.0		ug/Kg			12/23/14 15:23	1
Chlorobenzene	ND		5.0		ug/Kg			12/23/14 15:23	1
Chloroethane	ND		10		ug/Kg			12/23/14 15:23	1
Chloroform	ND		5.0		ug/Kg			12/23/14 15:23	1
Chloromethane	ND		10		ug/Kg			12/23/14 15:23	1
2-Chlorotoluene	ND		5.0		ug/Kg			12/23/14 15:23	1
4-Chlorotoluene	ND		5.0		ug/Kg			12/23/14 15:23	1
Chlorodibromomethane	ND		5.0		ug/Kg			12/23/14 15:23	1
1,2-Dichlorobenzene	ND		5.0		ug/Kg			12/23/14 15:23	1
1,3-Dichlorobenzene	ND		5.0		ug/Kg			12/23/14 15:23	1
1,4-Dichlorobenzene	ND		5.0		ug/Kg			12/23/14 15:23	1
1,3-Dichloropropane	ND		5.0		ug/Kg			12/23/14 15:23	1
1,1-Dichloropropene	ND		5.0		ug/Kg			12/23/14 15:23	1
1,2-Dibromo-3-Chloropropane	ND		10		ug/Kg			12/23/14 15:23	1
Ethylene Dibromide	ND		5.0		ug/Kg			12/23/14 15:23	1
Dibromomethane	ND		10		ug/Kg			12/23/14 15:23	1
Dichlorodifluoromethane	ND		10		ug/Kg			12/23/14 15:23	1
1,1-Dichloroethane	ND		5.0		ug/Kg			12/23/14 15:23	1
1,2-Dichloroethane	ND		5.0		ug/Kg			12/23/14 15:23	1
1,1-Dichloroethene	ND		5.0		ug/Kg			12/23/14 15:23	1
cis-1,2-Dichloroethene	ND		5.0		ug/Kg			12/23/14 15:23	1
trans-1,2-Dichloroethene	ND		5.0		ug/Kg			12/23/14 15:23	1
1,2-Dichloropropane	ND		5.0		ug/Kg			12/23/14 15:23	1
cis-1,3-Dichloropropene	ND		5.0		ug/Kg			12/23/14 15:23	1
trans-1,3-Dichloropropene	ND		5.0		ug/Kg			12/23/14 15:23	1
Ethylbenzene	ND		5.0		ug/Kg			12/23/14 15:23	1
Hexachlorobutadiene	ND		5.0		ug/Kg			12/23/14 15:23	1
2-Hexanone	ND		50		ug/Kg			12/23/14 15:23	1
Isopropylbenzene	ND		5.0		ug/Kg			12/23/14 15:23	1
4-Isopropyltoluene	ND		5.0		ug/Kg			12/23/14 15:23	1
Methylene Chloride	ND		10		ug/Kg			12/23/14 15:23	1
4-Methyl-2-pentanone (MIBK)	ND		50		ug/Kg			12/23/14 15:23	1
Naphthalene	ND		10		ug/Kg			12/23/14 15:23	1
N-Propylbenzene	ND		5.0		ug/Kg			12/23/14 15:23	1
Styrene	ND		5.0		ug/Kg			12/23/14 15:23	1

TestAmerica Pleasanton

QC Sample Results

Client: Cornerstone Earth Group
Project/Site: East Bay Bridge Center

TestAmerica Job ID: 720-62077-1

Method: 8260B/CA_LUFTMS - 8260B / CA LUFT MS (Continued)

Lab Sample ID: MB 720-173116/8

Matrix: Solid

Analysis Batch: 173116

Client Sample ID: Method Blank

Prep Type: Total/NA

Analyte	MB	MB	RL	MDL	Unit	D	Prepared	Analyzed	Dil Fac
	Result	Qualifier							
1,1,1,2-Tetrachloroethane	ND		5.0		ug/Kg			12/23/14 15:23	1
1,1,2,2-Tetrachloroethane	ND		5.0		ug/Kg			12/23/14 15:23	1
Tetrachloroethene	ND		5.0		ug/Kg			12/23/14 15:23	1
Toluene	ND		5.0		ug/Kg			12/23/14 15:23	1
1,2,3-Trichlorobenzene	ND		5.0		ug/Kg			12/23/14 15:23	1
1,2,4-Trichlorobenzene	ND		5.0		ug/Kg			12/23/14 15:23	1
1,1,1-Trichloroethane	ND		5.0		ug/Kg			12/23/14 15:23	1
1,1,2-Trichloroethane	ND		5.0		ug/Kg			12/23/14 15:23	1
Trichloroethene	ND		5.0		ug/Kg			12/23/14 15:23	1
Trichlorofluoromethane	ND		5.0		ug/Kg			12/23/14 15:23	1
1,2,3-Trichloropropane	ND		5.0		ug/Kg			12/23/14 15:23	1
1,1,2-Trichloro-1,2,2-trifluoroethane	ND		5.0		ug/Kg			12/23/14 15:23	1
1,2,4-Trimethylbenzene	ND		5.0		ug/Kg			12/23/14 15:23	1
1,3,5-Trimethylbenzene	ND		5.0		ug/Kg			12/23/14 15:23	1
Vinyl acetate	ND		20		ug/Kg			12/23/14 15:23	1
Vinyl chloride	ND		5.0		ug/Kg			12/23/14 15:23	1
Xylenes, Total	ND		10		ug/Kg			12/23/14 15:23	1
2,2-Dichloropropane	ND		5.0		ug/Kg			12/23/14 15:23	1
Gasoline Range Organics (GRO) -C5-C12	ND		250		ug/Kg			12/23/14 15:23	1

Surrogate	MB	MB	Limits	Prepared	Analyzed	Dil Fac
	%Recovery	Qualifier				
4-Bromofluorobenzene	90		45 - 131		12/23/14 15:23	1
1,2-Dichloroethane-d4 (Surr)	88		60 - 140		12/23/14 15:23	1
Toluene-d8 (Surr)	96		58 - 140		12/23/14 15:23	1

Lab Sample ID: LCS 720-173116/11

Matrix: Solid

Analysis Batch: 173116

Client Sample ID: Lab Control Sample

Prep Type: Total/NA

Analyte	Spike Added	LCS	LCS	Unit	D	%Rec	%Rec. Limits
		Result	Qualifier				
Gasoline Range Organics (GRO) -C5-C12	1000	1070		ug/Kg		107	61 - 128

Surrogate	LCS	LCS	Limits
	%Recovery	Qualifier	
4-Bromofluorobenzene	92		45 - 131
1,2-Dichloroethane-d4 (Surr)	92		60 - 140
Toluene-d8 (Surr)	98		58 - 140

Lab Sample ID: LCS 720-173116/9

Matrix: Solid

Analysis Batch: 173116

Client Sample ID: Lab Control Sample

Prep Type: Total/NA

Analyte	Spike Added	LCS	LCS	Unit	D	%Rec	%Rec. Limits
		Result	Qualifier				
Methyl tert-butyl ether	50.0	49.3		ug/Kg		99	70 - 144
Acetone	250	253		ug/Kg		101	30 - 162
Benzene	50.0	48.4		ug/Kg		97	70 - 130
Dichlorobromomethane	50.0	51.4		ug/Kg		103	70 - 131

TestAmerica Pleasanton

QC Sample Results

Client: Cornerstone Earth Group
 Project/Site: East Bay Bridge Center

TestAmerica Job ID: 720-62077-1

Method: 8260B/CA_LUFTMS - 8260B / CA LUFT MS (Continued)

Lab Sample ID: LCS 720-173116/9

Matrix: Solid

Analysis Batch: 173116

Client Sample ID: Lab Control Sample

Prep Type: Total/NA

Analyte	Spike Added	LCS Result	LCS Qualifier	Unit	D	%Rec	%Rec. Limits
Bromobenzene	50.0	46.9		ug/Kg		94	70 - 130
Chlorobromomethane	50.0	54.4		ug/Kg		109	70 - 130
Bromoform	50.0	52.6		ug/Kg		105	59 - 158
Bromomethane	50.0	53.9		ug/Kg		108	59 - 132
2-Butanone (MEK)	250	289		ug/Kg		116	53 - 124
n-Butylbenzene	50.0	43.5		ug/Kg		87	70 - 142
sec-Butylbenzene	50.0	44.3		ug/Kg		89	70 - 136
tert-Butylbenzene	50.0	44.1		ug/Kg		88	70 - 130
Carbon disulfide	50.0	47.4		ug/Kg		95	60 - 140
Carbon tetrachloride	50.0	53.4		ug/Kg		107	70 - 138
Chlorobenzene	50.0	46.6		ug/Kg		93	70 - 130
Chloroethane	50.0	50.5		ug/Kg		101	65 - 130
Chloroform	50.0	49.2		ug/Kg		98	77 - 127
Chloromethane	50.0	47.2		ug/Kg		94	55 - 140
2-Chlorotoluene	50.0	42.5		ug/Kg		85	70 - 138
4-Chlorotoluene	50.0	43.3		ug/Kg		87	70 - 136
Chlorodibromomethane	50.0	58.6		ug/Kg		117	70 - 146
1,2-Dichlorobenzene	50.0	45.5		ug/Kg		91	70 - 130
1,3-Dichlorobenzene	50.0	44.9		ug/Kg		90	70 - 131
1,4-Dichlorobenzene	50.0	45.6		ug/Kg		91	70 - 130
1,3-Dichloropropane	50.0	51.0		ug/Kg		102	70 - 140
1,1-Dichloropropene	50.0	51.7		ug/Kg		103	70 - 130
1,2-Dibromo-3-Chloropropane	50.0	50.1		ug/Kg		100	60 - 145
Ethylene Dibromide	50.0	54.9		ug/Kg		110	70 - 140
Dibromomethane	50.0	53.3		ug/Kg		107	70 - 139
Dichlorodifluoromethane	50.0	56.7		ug/Kg		113	37 - 158
1,1-Dichloroethane	50.0	47.0		ug/Kg		94	70 - 130
1,2-Dichloroethane	50.0	46.5		ug/Kg		93	70 - 130
1,1-Dichloroethene	50.0	45.8		ug/Kg		92	76 - 122
cis-1,2-Dichloroethene	50.0	46.8		ug/Kg		94	70 - 138
trans-1,2-Dichloroethene	50.0	47.1		ug/Kg		94	67 - 130
1,2-Dichloropropane	50.0	48.5		ug/Kg		97	73 - 127
cis-1,3-Dichloropropene	50.0	53.1		ug/Kg		106	68 - 147
trans-1,3-Dichloropropene	50.0	58.0		ug/Kg		116	70 - 136
Ethylbenzene	50.0	45.3		ug/Kg		91	80 - 137
Hexachlorobutadiene	50.0	46.1		ug/Kg		92	70 - 132
2-Hexanone	250	244		ug/Kg		98	44 - 133
Isopropylbenzene	50.0	46.4		ug/Kg		93	70 - 130
4-Isopropyltoluene	50.0	44.5		ug/Kg		89	70 - 133
Methylene Chloride	50.0	53.9		ug/Kg		108	70 - 134
4-Methyl-2-pentanone (MIBK)	250	245		ug/Kg		98	60 - 160
Naphthalene	50.0	50.0		ug/Kg		100	60 - 147
N-Propylbenzene	50.0	42.9		ug/Kg		86	70 - 130
Styrene	50.0	48.7		ug/Kg		97	70 - 130
1,1,1,2-Tetrachloroethane	50.0	52.6		ug/Kg		105	70 - 130
1,1,2,2-Tetrachloroethane	50.0	48.8		ug/Kg		98	70 - 146
Tetrachloroethene	50.0	52.5		ug/Kg		105	70 - 132
Toluene	50.0	46.2		ug/Kg		92	80 - 128

TestAmerica Pleasanton

QC Sample Results

Client: Cornerstone Earth Group
Project/Site: East Bay Bridge Center

TestAmerica Job ID: 720-62077-1

Method: 8260B/CA_LUFTMS - 8260B / CA LUFT MS (Continued)

Lab Sample ID: LCS 720-173116/9

Matrix: Solid

Analysis Batch: 173116

Client Sample ID: Lab Control Sample

Prep Type: Total/NA

Analyte	Spike Added	LCS Result	LCS Qualifier	Unit	D	%Rec	%Rec. Limits
1,2,3-Trichlorobenzene	50.0	47.1		ug/Kg		94	60 - 140
1,2,4-Trichlorobenzene	50.0	47.1		ug/Kg		94	60 - 140
1,1,1-Trichloroethane	50.0	49.0		ug/Kg		98	70 - 130
1,1,2-Trichloroethane	50.0	52.6		ug/Kg		105	70 - 130
Trichloroethene	50.0	53.1		ug/Kg		106	70 - 133
Trichlorofluoromethane	50.0	53.1		ug/Kg		106	60 - 140
1,2,3-Trichloropropane	50.0	50.0		ug/Kg		100	70 - 146
1,1,2-Trichloro-1,2,2-trifluoroethane	50.0	49.6		ug/Kg		99	60 - 140
1,2,4-Trimethylbenzene	50.0	43.6		ug/Kg		87	70 - 130
1,3,5-Trimethylbenzene	50.0	44.4		ug/Kg		89	70 - 131
Vinyl acetate	50.0	47.6		ug/Kg		95	38 - 176
Vinyl chloride	50.0	49.6		ug/Kg		99	58 - 125
m-Xylene & p-Xylene	50.0	45.0		ug/Kg		90	70 - 146
o-Xylene	50.0	45.3		ug/Kg		91	70 - 140
2,2-Dichloropropane	50.0	50.0		ug/Kg		100	70 - 162

Surrogate	LCS %Recovery	LCS Qualifier	Limits
4-Bromofluorobenzene	92		45 - 131
1,2-Dichloroethane-d4 (Surr)	91		60 - 140
Toluene-d8 (Surr)	99		58 - 140

Lab Sample ID: LCSD 720-173116/10

Matrix: Solid

Analysis Batch: 173116

Client Sample ID: Lab Control Sample Dup

Prep Type: Total/NA

Analyte	Spike Added	LCSD Result	LCSD Qualifier	Unit	D	%Rec	%Rec. Limits	RPD	RPD Limit
Methyl tert-butyl ether	50.0	50.3		ug/Kg		101	70 - 144	2	20
Acetone	250	263		ug/Kg		105	30 - 162	4	30
Benzene	50.0	48.3		ug/Kg		97	70 - 130	0	20
Dichlorobromomethane	50.0	51.8		ug/Kg		104	70 - 131	1	20
Bromobenzene	50.0	47.5		ug/Kg		95	70 - 130	1	20
Chlorobromomethane	50.0	55.0		ug/Kg		110	70 - 130	1	20
Bromoform	50.0	53.2		ug/Kg		106	59 - 158	1	20
Bromomethane	50.0	53.9		ug/Kg		108	59 - 132	0	20
2-Butanone (MEK)	250	295		ug/Kg		118	53 - 124	2	20
n-Butylbenzene	50.0	43.8		ug/Kg		88	70 - 142	1	20
sec-Butylbenzene	50.0	43.9		ug/Kg		88	70 - 136	1	20
tert-Butylbenzene	50.0	43.9		ug/Kg		88	70 - 130	0	20
Carbon disulfide	50.0	46.8		ug/Kg		94	60 - 140	1	20
Carbon tetrachloride	50.0	52.2		ug/Kg		104	70 - 138	2	20
Chlorobenzene	50.0	46.4		ug/Kg		93	70 - 130	0	20
Chloroethane	50.0	50.2		ug/Kg		100	65 - 130	1	20
Chloroform	50.0	49.0		ug/Kg		98	77 - 127	1	20
Chloromethane	50.0	47.2		ug/Kg		94	55 - 140	0	20
2-Chlorotoluene	50.0	42.8		ug/Kg		86	70 - 138	1	20
4-Chlorotoluene	50.0	43.4		ug/Kg		87	70 - 136	0	20
Chlorodibromomethane	50.0	60.0		ug/Kg		120	70 - 146	2	20

TestAmerica Pleasanton

QC Sample Results

Client: Cornerstone Earth Group
 Project/Site: East Bay Bridge Center

TestAmerica Job ID: 720-62077-1

Method: 8260B/CA_LUFTMS - 8260B / CA LUFT MS (Continued)

Lab Sample ID: LCSD 720-173116/10

Matrix: Solid

Analysis Batch: 173116

Client Sample ID: Lab Control Sample Dup

Prep Type: Total/NA

Analyte	Spike Added	LCSD Result	LCSD Qualifier	Unit	D	%Rec	%Rec. Limits	RPD	
								RPD	Limit
1,2-Dichlorobenzene	50.0	46.0		ug/Kg		92	70 - 130	1	20
1,3-Dichlorobenzene	50.0	45.4		ug/Kg		91	70 - 131	1	20
1,4-Dichlorobenzene	50.0	46.3		ug/Kg		93	70 - 130	2	20
1,3-Dichloropropane	50.0	51.0		ug/Kg		102	70 - 140	0	20
1,1-Dichloropropene	50.0	50.8		ug/Kg		102	70 - 130	2	20
1,2-Dibromo-3-Chloropropane	50.0	51.6		ug/Kg		103	60 - 145	3	20
Ethylene Dibromide	50.0	56.1		ug/Kg		112	70 - 140	2	20
Dibromomethane	50.0	53.6		ug/Kg		107	70 - 139	0	20
Dichlorodifluoromethane	50.0	55.4		ug/Kg		111	37 - 158	2	20
1,1-Dichloroethane	50.0	47.3		ug/Kg		95	70 - 130	1	20
1,2-Dichloroethane	50.0	46.4		ug/Kg		93	70 - 130	0	20
1,1-Dichloroethene	50.0	44.9		ug/Kg		90	76 - 122	2	20
cis-1,2-Dichloroethene	50.0	46.7		ug/Kg		93	70 - 138	0	20
trans-1,2-Dichloroethene	50.0	47.3		ug/Kg		95	67 - 130	0	20
1,2-Dichloropropane	50.0	48.7		ug/Kg		97	73 - 127	0	20
cis-1,3-Dichloropropene	50.0	53.3		ug/Kg		107	68 - 147	0	20
trans-1,3-Dichloropropene	50.0	58.9		ug/Kg		118	70 - 136	2	20
Ethylbenzene	50.0	44.6		ug/Kg		89	80 - 137	1	20
Hexachlorobutadiene	50.0	46.4		ug/Kg		93	70 - 132	1	20
2-Hexanone	250	252		ug/Kg		101	44 - 133	3	20
Isopropylbenzene	50.0	45.5		ug/Kg		91	70 - 130	2	20
4-Isopropyltoluene	50.0	44.3		ug/Kg		89	70 - 133	0	20
Methylene Chloride	50.0	53.3		ug/Kg		107	70 - 134	1	20
4-Methyl-2-pentanone (MIBK)	250	257		ug/Kg		103	60 - 160	5	20
Naphthalene	50.0	51.5		ug/Kg		103	60 - 147	3	20
N-Propylbenzene	50.0	43.0		ug/Kg		86	70 - 130	0	20
Styrene	50.0	48.6		ug/Kg		97	70 - 130	0	20
1,1,1,2-Tetrachloroethane	50.0	51.2		ug/Kg		102	70 - 130	3	20
1,1,1,2,2-Tetrachloroethane	50.0	49.9		ug/Kg		100	70 - 146	2	20
Tetrachloroethene	50.0	52.4		ug/Kg		105	70 - 132	0	20
Toluene	50.0	45.7		ug/Kg		91	80 - 128	1	20
1,2,3-Trichlorobenzene	50.0	48.8		ug/Kg		98	60 - 140	4	20
1,2,4-Trichlorobenzene	50.0	48.2		ug/Kg		96	60 - 140	2	20
1,1,1-Trichloroethane	50.0	48.1		ug/Kg		96	70 - 130	2	20
1,1,2-Trichloroethane	50.0	53.3		ug/Kg		107	70 - 130	1	20
Trichloroethene	50.0	52.6		ug/Kg		105	70 - 133	1	20
Trichlorofluoromethane	50.0	51.5		ug/Kg		103	60 - 140	3	20
1,2,3-Trichloropropane	50.0	51.2		ug/Kg		102	70 - 146	2	20
1,1,2-Trichloro-1,2,2-trifluoroethane	50.0	48.5		ug/Kg		97	60 - 140	2	20
1,2,4-Trimethylbenzene	50.0	43.4		ug/Kg		87	70 - 130	0	20
1,3,5-Trimethylbenzene	50.0	44.8		ug/Kg		90	70 - 131	1	20
Vinyl acetate	50.0	48.6		ug/Kg		97	38 - 176	2	20
Vinyl chloride	50.0	47.8		ug/Kg		96	58 - 125	4	20
m-Xylene & p-Xylene	50.0	44.6		ug/Kg		89	70 - 146	1	20
o-Xylene	50.0	44.9		ug/Kg		90	70 - 140	1	20
2,2-Dichloropropane	50.0	46.8		ug/Kg		94	70 - 162	7	20

TestAmerica Pleasanton

QC Sample Results

Client: Cornerstone Earth Group
Project/Site: East Bay Bridge Center

TestAmerica Job ID: 720-62077-1

Method: 8260B/CA_LUFTMS - 8260B / CA LUFT MS (Continued)

Lab Sample ID: LCSD 720-173116/10

Matrix: Solid

Analysis Batch: 173116

Client Sample ID: Lab Control Sample Dup

Prep Type: Total/NA

Surrogate	LCSD		Limits
	%Recovery	Qualifier	
4-Bromofluorobenzene	91		45 - 131
1,2-Dichloroethane-d4 (Surr)	91		60 - 140
Toluene-d8 (Surr)	100		58 - 140

Lab Sample ID: LCSD 720-173116/12

Matrix: Solid

Analysis Batch: 173116

Client Sample ID: Lab Control Sample Dup

Prep Type: Total/NA

Analyte	Spike Added	LCSD		Unit	D	%Rec	%Rec. Limits	RPD	RPD Limit
		Result	Qualifier						
Gasoline Range Organics (GRO) -C5-C12	1000	1070		ug/Kg		107	61 - 128	0	20

Surrogate	LCSD		Limits
	%Recovery	Qualifier	
4-Bromofluorobenzene	93		45 - 131
1,2-Dichloroethane-d4 (Surr)	90		60 - 140
Toluene-d8 (Surr)	98		58 - 140

Lab Sample ID: MB 720-173167/4

Matrix: Solid

Analysis Batch: 173167

Client Sample ID: Method Blank

Prep Type: Total/NA

Analyte	MB		RL	MDL	Unit	D	Prepared	Analyzed	Dil Fac
	Result	Qualifier							
Methyl tert-butyl ether	ND		5.0		ug/Kg			12/24/14 08:49	1
Acetone	ND		50		ug/Kg			12/24/14 08:49	1
Benzene	ND		5.0		ug/Kg			12/24/14 08:49	1
Dichlorobromomethane	ND		5.0		ug/Kg			12/24/14 08:49	1
Bromobenzene	ND		5.0		ug/Kg			12/24/14 08:49	1
Chlorobromomethane	ND		20		ug/Kg			12/24/14 08:49	1
Bromoform	ND		5.0		ug/Kg			12/24/14 08:49	1
Bromomethane	ND		10		ug/Kg			12/24/14 08:49	1
2-Butanone (MEK)	ND		50		ug/Kg			12/24/14 08:49	1
n-Butylbenzene	ND		5.0		ug/Kg			12/24/14 08:49	1
sec-Butylbenzene	ND		5.0		ug/Kg			12/24/14 08:49	1
tert-Butylbenzene	ND		5.0		ug/Kg			12/24/14 08:49	1
Carbon disulfide	ND		5.0		ug/Kg			12/24/14 08:49	1
Carbon tetrachloride	ND		5.0		ug/Kg			12/24/14 08:49	1
Chlorobenzene	ND		5.0		ug/Kg			12/24/14 08:49	1
Chloroethane	ND		10		ug/Kg			12/24/14 08:49	1
Chloroform	ND		5.0		ug/Kg			12/24/14 08:49	1
Chloromethane	ND		10		ug/Kg			12/24/14 08:49	1
2-Chlorotoluene	ND		5.0		ug/Kg			12/24/14 08:49	1
4-Chlorotoluene	ND		5.0		ug/Kg			12/24/14 08:49	1
Chlorodibromomethane	ND		5.0		ug/Kg			12/24/14 08:49	1
1,2-Dichlorobenzene	ND		5.0		ug/Kg			12/24/14 08:49	1
1,3-Dichlorobenzene	ND		5.0		ug/Kg			12/24/14 08:49	1
1,4-Dichlorobenzene	ND		5.0		ug/Kg			12/24/14 08:49	1
1,3-Dichloropropane	ND		5.0		ug/Kg			12/24/14 08:49	1
1,1-Dichloropropene	ND		5.0		ug/Kg			12/24/14 08:49	1

TestAmerica Pleasanton

QC Sample Results

Client: Cornerstone Earth Group
 Project/Site: East Bay Bridge Center

TestAmerica Job ID: 720-62077-1

Method: 8260B/CA_LUFTMS - 8260B / CA LUFT MS (Continued)

Lab Sample ID: MB 720-173167/4

Matrix: Solid

Analysis Batch: 173167

Client Sample ID: Method Blank

Prep Type: Total/NA

Analyte	MB Result	MB Qualifier	RL	MDL	Unit	D	Prepared	Analyzed	Dil Fac
1,2-Dibromo-3-Chloropropane	ND		10		ug/Kg			12/24/14 08:49	1
Ethylene Dibromide	ND		5.0		ug/Kg			12/24/14 08:49	1
Dibromomethane	ND		10		ug/Kg			12/24/14 08:49	1
Dichlorodifluoromethane	ND		10		ug/Kg			12/24/14 08:49	1
1,1-Dichloroethane	ND		5.0		ug/Kg			12/24/14 08:49	1
1,2-Dichloroethane	ND		5.0		ug/Kg			12/24/14 08:49	1
1,1-Dichloroethene	ND		5.0		ug/Kg			12/24/14 08:49	1
cis-1,2-Dichloroethene	ND		5.0		ug/Kg			12/24/14 08:49	1
trans-1,2-Dichloroethene	ND		5.0		ug/Kg			12/24/14 08:49	1
1,2-Dichloropropane	ND		5.0		ug/Kg			12/24/14 08:49	1
cis-1,3-Dichloropropene	ND		5.0		ug/Kg			12/24/14 08:49	1
trans-1,3-Dichloropropene	ND		5.0		ug/Kg			12/24/14 08:49	1
Ethylbenzene	ND		5.0		ug/Kg			12/24/14 08:49	1
Hexachlorobutadiene	ND		5.0		ug/Kg			12/24/14 08:49	1
2-Hexanone	ND		50		ug/Kg			12/24/14 08:49	1
Isopropylbenzene	ND		5.0		ug/Kg			12/24/14 08:49	1
4-Isopropyltoluene	ND		5.0		ug/Kg			12/24/14 08:49	1
Methylene Chloride	ND		10		ug/Kg			12/24/14 08:49	1
4-Methyl-2-pentanone (MIBK)	ND		50		ug/Kg			12/24/14 08:49	1
Naphthalene	ND		10		ug/Kg			12/24/14 08:49	1
N-Propylbenzene	ND		5.0		ug/Kg			12/24/14 08:49	1
Styrene	ND		5.0		ug/Kg			12/24/14 08:49	1
1,1,1,2-Tetrachloroethane	ND		5.0		ug/Kg			12/24/14 08:49	1
1,1,2,2-Tetrachloroethane	ND		5.0		ug/Kg			12/24/14 08:49	1
Tetrachloroethene	ND		5.0		ug/Kg			12/24/14 08:49	1
Toluene	ND		5.0		ug/Kg			12/24/14 08:49	1
1,2,3-Trichlorobenzene	ND		5.0		ug/Kg			12/24/14 08:49	1
1,2,4-Trichlorobenzene	ND		5.0		ug/Kg			12/24/14 08:49	1
1,1,1-Trichloroethane	ND		5.0		ug/Kg			12/24/14 08:49	1
1,1,2-Trichloroethane	ND		5.0		ug/Kg			12/24/14 08:49	1
Trichloroethene	ND		5.0		ug/Kg			12/24/14 08:49	1
Trichlorofluoromethane	ND		5.0		ug/Kg			12/24/14 08:49	1
1,2,3-Trichloropropane	ND		5.0		ug/Kg			12/24/14 08:49	1
1,1,2-Trichloro-1,2,2-trifluoroethane	ND		5.0		ug/Kg			12/24/14 08:49	1
1,2,4-Trimethylbenzene	ND		5.0		ug/Kg			12/24/14 08:49	1
1,3,5-Trimethylbenzene	ND		5.0		ug/Kg			12/24/14 08:49	1
Vinyl acetate	ND		20		ug/Kg			12/24/14 08:49	1
Vinyl chloride	ND		5.0		ug/Kg			12/24/14 08:49	1
Xylenes, Total	ND		10		ug/Kg			12/24/14 08:49	1
2,2-Dichloropropane	ND		5.0		ug/Kg			12/24/14 08:49	1
Gasoline Range Organics (GRO) -C5-C12	ND		250		ug/Kg			12/24/14 08:49	1

Surrogate	MB %Recovery	MB Qualifier	Limits	Prepared	Analyzed	Dil Fac
4-Bromofluorobenzene	94		45 - 131		12/24/14 08:49	1
1,2-Dichloroethane-d4 (Surr)	103		60 - 140		12/24/14 08:49	1
Toluene-d8 (Surr)	95		58 - 140		12/24/14 08:49	1

TestAmerica Pleasanton

QC Sample Results

Client: Cornerstone Earth Group
 Project/Site: East Bay Bridge Center

TestAmerica Job ID: 720-62077-1

Method: 8260B/CA_LUFTMS - 8260B / CA LUFT MS (Continued)

Lab Sample ID: LCS 720-173167/5

Matrix: Solid

Analysis Batch: 173167

Client Sample ID: Lab Control Sample

Prep Type: Total/NA

Analyte	Spike Added	LCS Result	LCS Qualifier	Unit	D	%Rec	%Rec. Limits
Methyl tert-butyl ether	50.0	58.8		ug/Kg		118	70 - 144
Acetone	250	256		ug/Kg		102	30 - 162
Benzene	50.0	50.2		ug/Kg		100	70 - 130
Dichlorobromomethane	50.0	57.4		ug/Kg		115	70 - 131
Bromobenzene	50.0	49.1		ug/Kg		98	70 - 130
Chlorobromomethane	50.0	59.0		ug/Kg		118	70 - 130
Bromoform	50.0	69.0		ug/Kg		138	59 - 158
Bromomethane	50.0	51.4		ug/Kg		103	59 - 132
2-Butanone (MEK)	250	307		ug/Kg		123	53 - 124
n-Butylbenzene	50.0	47.8		ug/Kg		96	70 - 142
sec-Butylbenzene	50.0	45.4		ug/Kg		91	70 - 136
tert-Butylbenzene	50.0	47.2		ug/Kg		94	70 - 130
Carbon disulfide	50.0	54.9		ug/Kg		110	60 - 140
Carbon tetrachloride	50.0	65.1		ug/Kg		130	70 - 138
Chlorobenzene	50.0	49.5		ug/Kg		99	70 - 130
Chloroethane	50.0	46.7		ug/Kg		93	65 - 130
Chloroform	50.0	55.0		ug/Kg		110	77 - 127
Chloromethane	50.0	43.1		ug/Kg		86	55 - 140
2-Chlorotoluene	50.0	44.7		ug/Kg		89	70 - 138
4-Chlorotoluene	50.0	45.5		ug/Kg		91	70 - 136
Chlorodibromomethane	50.0	67.1		ug/Kg		134	70 - 146
1,2-Dichlorobenzene	50.0	47.8		ug/Kg		96	70 - 130
1,3-Dichlorobenzene	50.0	47.5		ug/Kg		95	70 - 131
1,4-Dichlorobenzene	50.0	48.0		ug/Kg		96	70 - 130
1,3-Dichloropropane	50.0	54.6		ug/Kg		109	70 - 140
1,1-Dichloropropene	50.0	58.5		ug/Kg		117	70 - 130
1,2-Dibromo-3-Chloropropane	50.0	62.9		ug/Kg		126	60 - 145
Ethylene Dibromide	50.0	62.6		ug/Kg		125	70 - 140
Dibromomethane	50.0	59.8		ug/Kg		120	70 - 139
Dichlorodifluoromethane	50.0	55.7		ug/Kg		111	37 - 158
1,1-Dichloroethane	50.0	51.7		ug/Kg		103	70 - 130
1,2-Dichloroethane	50.0	55.8		ug/Kg		112	70 - 130
1,1-Dichloroethene	50.0	53.3		ug/Kg		107	76 - 122
cis-1,2-Dichloroethene	50.0	51.3		ug/Kg		103	70 - 138
trans-1,2-Dichloroethene	50.0	56.0		ug/Kg		112	67 - 130
1,2-Dichloropropane	50.0	48.7		ug/Kg		97	73 - 127
cis-1,3-Dichloropropene	50.0	58.6		ug/Kg		117	68 - 147
trans-1,3-Dichloropropene	50.0	67.4		ug/Kg		135	70 - 136
Ethylbenzene	50.0	47.4		ug/Kg		95	80 - 137
Hexachlorobutadiene	50.0	52.8		ug/Kg		106	70 - 132
2-Hexanone	250	286		ug/Kg		114	44 - 133
Isopropylbenzene	50.0	50.7		ug/Kg		101	70 - 130
4-Isopropyltoluene	50.0	46.3		ug/Kg		93	70 - 133
Methylene Chloride	50.0	50.8		ug/Kg		102	70 - 134
4-Methyl-2-pentanone (MIBK)	250	292		ug/Kg		117	60 - 160
Naphthalene	50.0	52.6		ug/Kg		105	60 - 147
N-Propylbenzene	50.0	44.5		ug/Kg		89	70 - 130
Styrene	50.0	52.2		ug/Kg		104	70 - 130

TestAmerica Pleasanton

QC Sample Results

Client: Cornerstone Earth Group
Project/Site: East Bay Bridge Center

TestAmerica Job ID: 720-62077-1

Method: 8260B/CA_LUFTMS - 8260B / CA LUFT MS (Continued)

Lab Sample ID: LCS 720-173167/5

Matrix: Solid

Analysis Batch: 173167

Client Sample ID: Lab Control Sample

Prep Type: Total/NA

Analyte	Spike Added	LCS Result	LCS Qualifier	Unit	D	%Rec	%Rec. Limits
1,1,1,2-Tetrachloroethane	50.0	57.1		ug/Kg		114	70 - 130
1,1,2,2-Tetrachloroethane	50.0	52.0		ug/Kg		104	70 - 146
Tetrachloroethene	50.0	61.2		ug/Kg		122	70 - 132
Toluene	50.0	46.9		ug/Kg		94	80 - 128
1,2,3-Trichlorobenzene	50.0	49.9		ug/Kg		100	60 - 140
1,2,4-Trichlorobenzene	50.0	52.1		ug/Kg		104	60 - 140
1,1,1-Trichloroethane	50.0	59.6		ug/Kg		119	70 - 130
1,1,2-Trichloroethane	50.0	56.1		ug/Kg		112	70 - 130
Trichloroethene	50.0	58.3		ug/Kg		117	70 - 133
Trichlorofluoromethane	50.0	62.8		ug/Kg		126	60 - 140
1,2,3-Trichloropropane	50.0	56.7		ug/Kg		113	70 - 146
1,1,2-Trichloro-1,2,2-trifluoroethane	50.0	56.7		ug/Kg		113	60 - 140
1,2,4-Trimethylbenzene	50.0	46.7		ug/Kg		93	70 - 130
1,3,5-Trimethylbenzene	50.0	47.2		ug/Kg		94	70 - 131
Vinyl acetate	50.0	48.1		ug/Kg		96	38 - 176
Vinyl chloride	50.0	49.6		ug/Kg		99	58 - 125
m-Xylene & p-Xylene	50.0	50.3		ug/Kg		101	70 - 146
o-Xylene	50.0	48.1		ug/Kg		96	70 - 140
2,2-Dichloropropane	50.0	62.0		ug/Kg		124	70 - 162

Surrogate	LCS %Recovery	LCS Qualifier	Limits
4-Bromofluorobenzene	100		45 - 131
1,2-Dichloroethane-d4 (Surr)	104		60 - 140
Toluene-d8 (Surr)	101		58 - 140

Lab Sample ID: LCS 720-173167/7

Matrix: Solid

Analysis Batch: 173167

Client Sample ID: Lab Control Sample

Prep Type: Total/NA

Analyte	Spike Added	LCS Result	LCS Qualifier	Unit	D	%Rec	%Rec. Limits
Gasoline Range Organics (GRO) -C5-C12	1000	910		ug/Kg		91	61 - 128

Surrogate	LCS %Recovery	LCS Qualifier	Limits
4-Bromofluorobenzene	99		45 - 131
1,2-Dichloroethane-d4 (Surr)	106		60 - 140
Toluene-d8 (Surr)	101		58 - 140

Lab Sample ID: LCSD 720-173167/6

Matrix: Solid

Analysis Batch: 173167

Client Sample ID: Lab Control Sample Dup

Prep Type: Total/NA

Analyte	Spike Added	LCSD Result	LCSD Qualifier	Unit	D	%Rec	%Rec. Limits	RPD	Limit
Methyl tert-butyl ether	50.0	55.5		ug/Kg		111	70 - 144	6	20
Acetone	250	207		ug/Kg		83	30 - 162	21	30
Benzene	50.0	49.7		ug/Kg		99	70 - 130	1	20
Dichlorobromomethane	50.0	56.7		ug/Kg		113	70 - 131	1	20

TestAmerica Pleasanton

QC Sample Results

Client: Cornerstone Earth Group
Project/Site: East Bay Bridge Center

TestAmerica Job ID: 720-62077-1

Method: 8260B/CA_LUFTMS - 8260B / CA LUFT MS (Continued)

Lab Sample ID: LCSD 720-173167/6

Matrix: Solid

Analysis Batch: 173167

Client Sample ID: Lab Control Sample Dup

Prep Type: Total/NA

Analyte	Spike Added	LCSD Result	LCSD Qualifier	Unit	D	%Rec	%Rec. Limits	RPD	
								RPD	Limit
Bromobenzene	50.0	48.5		ug/Kg		97	70 - 130	1	20
Chlorobromomethane	50.0	55.7		ug/Kg		111	70 - 130	6	20
Bromoform	50.0	60.9		ug/Kg		122	59 - 158	13	20
Bromomethane	50.0	48.6		ug/Kg		97	59 - 132	6	20
2-Butanone (MEK)	250	277		ug/Kg		111	53 - 124	10	20
n-Butylbenzene	50.0	48.8		ug/Kg		98	70 - 142	2	20
sec-Butylbenzene	50.0	45.9		ug/Kg		92	70 - 136	1	20
tert-Butylbenzene	50.0	47.3		ug/Kg		95	70 - 130	0	20
Carbon disulfide	50.0	52.8		ug/Kg		106	60 - 140	4	20
Carbon tetrachloride	50.0	61.0		ug/Kg		122	70 - 138	6	20
Chlorobenzene	50.0	48.1		ug/Kg		96	70 - 130	3	20
Chloroethane	50.0	44.8		ug/Kg		90	65 - 130	4	20
Chloroform	50.0	53.5		ug/Kg		107	77 - 127	3	20
Chloromethane	50.0	41.8		ug/Kg		84	55 - 140	3	20
2-Chlorotoluene	50.0	45.8		ug/Kg		92	70 - 138	3	20
4-Chlorotoluene	50.0	46.1		ug/Kg		92	70 - 136	1	20
Chlorodibromomethane	50.0	62.7		ug/Kg		125	70 - 146	7	20
1,2-Dichlorobenzene	50.0	47.1		ug/Kg		94	70 - 130	2	20
1,3-Dichlorobenzene	50.0	47.5		ug/Kg		95	70 - 131	0	20
1,4-Dichlorobenzene	50.0	47.5		ug/Kg		95	70 - 130	1	20
1,3-Dichloropropane	50.0	53.0		ug/Kg		106	70 - 140	3	20
1,1-Dichloropropene	50.0	57.3		ug/Kg		115	70 - 130	2	20
1,2-Dibromo-3-Chloropropane	50.0	54.3		ug/Kg		109	60 - 145	15	20
Ethylene Dibromide	50.0	56.4		ug/Kg		113	70 - 140	10	20
Dibromomethane	50.0	57.2		ug/Kg		114	70 - 139	4	20
Dichlorodifluoromethane	50.0	52.6		ug/Kg		105	37 - 158	6	20
1,1-Dichloroethane	50.0	51.5		ug/Kg		103	70 - 130	0	20
1,2-Dichloroethane	50.0	54.0		ug/Kg		108	70 - 130	3	20
1,1-Dichloroethene	50.0	50.6		ug/Kg		101	76 - 122	5	20
cis-1,2-Dichloroethene	50.0	50.9		ug/Kg		102	70 - 138	1	20
trans-1,2-Dichloroethene	50.0	54.0		ug/Kg		108	67 - 130	4	20
1,2-Dichloropropane	50.0	49.1		ug/Kg		98	73 - 127	1	20
cis-1,3-Dichloropropene	50.0	57.8		ug/Kg		116	68 - 147	1	20
trans-1,3-Dichloropropene	50.0	65.1		ug/Kg		130	70 - 136	3	20
Ethylbenzene	50.0	46.2		ug/Kg		92	80 - 137	3	20
Hexachlorobutadiene	50.0	50.6		ug/Kg		101	70 - 132	4	20
2-Hexanone	250	252		ug/Kg		101	44 - 133	13	20
Isopropylbenzene	50.0	48.7		ug/Kg		97	70 - 130	4	20
4-Isopropyltoluene	50.0	46.4		ug/Kg		93	70 - 133	0	20
Methylene Chloride	50.0	49.4		ug/Kg		99	70 - 134	3	20
4-Methyl-2-pentanone (MIBK)	250	264		ug/Kg		106	60 - 160	10	20
Naphthalene	50.0	48.9		ug/Kg		98	60 - 147	7	20
N-Propylbenzene	50.0	45.5		ug/Kg		91	70 - 130	2	20
Styrene	50.0	50.4		ug/Kg		101	70 - 130	3	20
1,1,1,2-Tetrachloroethane	50.0	54.1		ug/Kg		108	70 - 130	5	20
1,1,2,2-Tetrachloroethane	50.0	49.9		ug/Kg		100	70 - 146	4	20
Tetrachloroethene	50.0	56.8		ug/Kg		114	70 - 132	7	20
Toluene	50.0	46.3		ug/Kg		93	80 - 128	1	20

TestAmerica Pleasanton

QC Sample Results

Client: Cornerstone Earth Group
Project/Site: East Bay Bridge Center

TestAmerica Job ID: 720-62077-1

Method: 8260B/CA_LUFTMS - 8260B / CA LUFT MS (Continued)

Lab Sample ID: LCSD 720-173167/6

Matrix: Solid

Analysis Batch: 173167

Client Sample ID: Lab Control Sample Dup

Prep Type: Total/NA

Analyte	Spike Added	LCSD Result	LCSD Qualifier	Unit	D	%Rec	%Rec. Limits	RPD	RPD Limit
1,2,3-Trichlorobenzene	50.0	48.0		ug/Kg		96	60 - 140	4	20
1,2,4-Trichlorobenzene	50.0	50.4		ug/Kg		101	60 - 140	3	20
1,1,1-Trichloroethane	50.0	55.9		ug/Kg		112	70 - 130	6	20
1,1,2-Trichloroethane	50.0	52.8		ug/Kg		106	70 - 130	6	20
Trichloroethene	50.0	56.2		ug/Kg		112	70 - 133	4	20
Trichlorofluoromethane	50.0	56.9		ug/Kg		114	60 - 140	10	20
1,2,3-Trichloropropane	50.0	52.1		ug/Kg		104	70 - 146	8	20
1,1,2-Trichloro-1,2,2-trifluoroethane	50.0	51.4		ug/Kg		103	60 - 140	10	20
1,2,4-Trimethylbenzene	50.0	47.3		ug/Kg		95	70 - 130	1	20
1,3,5-Trimethylbenzene	50.0	47.9		ug/Kg		96	70 - 131	2	20
Vinyl acetate	50.0	46.8		ug/Kg		94	38 - 176	3	20
Vinyl chloride	50.0	47.6		ug/Kg		95	58 - 125	4	20
m-Xylene & p-Xylene	50.0	48.7		ug/Kg		97	70 - 146	3	20
o-Xylene	50.0	47.3		ug/Kg		95	70 - 140	2	20
2,2-Dichloropropane	50.0	58.5		ug/Kg		117	70 - 162	6	20

Surrogate	LCSD %Recovery	LCSD Qualifier	Limits
4-Bromofluorobenzene	97		45 - 131
1,2-Dichloroethane-d4 (Surr)	101		60 - 140
Toluene-d8 (Surr)	101		58 - 140

Lab Sample ID: LCSD 720-173167/8

Matrix: Solid

Analysis Batch: 173167

Client Sample ID: Lab Control Sample Dup

Prep Type: Total/NA

Analyte	Spike Added	LCSD Result	LCSD Qualifier	Unit	D	%Rec	%Rec. Limits	RPD	RPD Limit
Gasoline Range Organics (GRO) -C5-C12	1000	883		ug/Kg		88	61 - 128	3	20

Surrogate	LCSD %Recovery	LCSD Qualifier	Limits
4-Bromofluorobenzene	97		45 - 131
1,2-Dichloroethane-d4 (Surr)	103		60 - 140
Toluene-d8 (Surr)	100		58 - 140

Method: 8270C SIM - PAHs by GCMS (SIM)

Lab Sample ID: MB 720-173327/1-A

Matrix: Solid

Analysis Batch: 173379

Client Sample ID: Method Blank

Prep Type: Total/NA

Prep Batch: 173327

Analyte	MB Result	MB Qualifier	RL	MDL	Unit	D	Prepared	Analyzed	Dil Fac
Acenaphthene	ND		4.9		ug/Kg		12/30/14 08:54	12/31/14 00:50	1
Acenaphthylene	ND		4.9		ug/Kg		12/30/14 08:54	12/31/14 00:50	1
Anthracene	ND		4.9		ug/Kg		12/30/14 08:54	12/31/14 00:50	1
Benzo[a]anthracene	ND		4.9		ug/Kg		12/30/14 08:54	12/31/14 00:50	1
Benzo[a]pyrene	ND		4.9		ug/Kg		12/30/14 08:54	12/31/14 00:50	1
Benzo[b]fluoranthene	ND		4.9		ug/Kg		12/30/14 08:54	12/31/14 00:50	1

TestAmerica Pleasanton

QC Sample Results

Client: Cornerstone Earth Group
 Project/Site: East Bay Bridge Center

TestAmerica Job ID: 720-62077-1

Method: 8270C SIM - PAHs by GCMS (SIM) (Continued)

Lab Sample ID: MB 720-173327/1-A
Matrix: Solid
Analysis Batch: 173379

Client Sample ID: Method Blank
Prep Type: Total/NA
Prep Batch: 173327

Analyte	MB	MB	RL	MDL	Unit	D	Prepared	Analyzed	Dil Fac
	Result	Qualifier							
Benzo[g,h,i]perylene	ND		4.9		ug/Kg		12/30/14 08:54	12/31/14 00:50	1
Benzo[k]fluoranthene	ND		4.9		ug/Kg		12/30/14 08:54	12/31/14 00:50	1
Chrysene	ND		4.9		ug/Kg		12/30/14 08:54	12/31/14 00:50	1
Dibenz(a,h)anthracene	ND		4.9		ug/Kg		12/30/14 08:54	12/31/14 00:50	1
Fluoranthene	ND		4.9		ug/Kg		12/30/14 08:54	12/31/14 00:50	1
Fluorene	ND		4.9		ug/Kg		12/30/14 08:54	12/31/14 00:50	1
Indeno[1,2,3-cd]pyrene	ND		4.9		ug/Kg		12/30/14 08:54	12/31/14 00:50	1
Naphthalene	ND		4.9		ug/Kg		12/30/14 08:54	12/31/14 00:50	1
Phenanthrene	ND		4.9		ug/Kg		12/30/14 08:54	12/31/14 00:50	1
Pyrene	ND		4.9		ug/Kg		12/30/14 08:54	12/31/14 00:50	1
Surrogate	MB	MB	Limits			D	Prepared	Analyzed	Dil Fac
	%Recovery	Qualifier							
2-Fluorobiphenyl	74		33 - 120				12/30/14 08:54	12/31/14 00:50	1
Terphenyl-d14	84		35 - 146				12/30/14 08:54	12/31/14 00:50	1

Lab Sample ID: LCS 720-173327/2-A
Matrix: Solid
Analysis Batch: 173379

Client Sample ID: Lab Control Sample
Prep Type: Total/NA
Prep Batch: 173327

Analyte	Spike Added	LCS Result	LCS Qualifier	Unit	D	%Rec	%Rec. Limits	
								Acenaphthene
Acenaphthylene	333	266		ug/Kg		80	52 - 120	
Anthracene	333	273		ug/Kg		82	52 - 120	
Benzo[a]anthracene	333	308		ug/Kg		93	52 - 120	
Benzo[a]pyrene	333	285		ug/Kg		86	54 - 120	
Benzo[b]fluoranthene	333	289		ug/Kg		87	51 - 120	
Benzo[g,h,i]perylene	333	278		ug/Kg		84	48 - 120	
Benzo[k]fluoranthene	333	283		ug/Kg		85	56 - 120	
Chrysene	333	247		ug/Kg		74	40 - 120	
Dibenz(a,h)anthracene	333	281		ug/Kg		84	50 - 120	
Fluoranthene	333	284		ug/Kg		85	57 - 120	
Fluorene	333	267		ug/Kg		80	52 - 120	
Indeno[1,2,3-cd]pyrene	333	285		ug/Kg		86	48 - 120	
Naphthalene	333	243		ug/Kg		73	46 - 120	
Phenanthrene	333	275		ug/Kg		83	48 - 120	
Pyrene	333	301		ug/Kg		90	53 - 120	
Surrogate	LCS	LCS	Limits			D	%Rec	%Rec. Limits
	%Recovery	Qualifier						
2-Fluorobiphenyl	77		33 - 120					
Terphenyl-d14	89		35 - 146					

Lab Sample ID: 720-62019-A-22-G MS
Matrix: Solid
Analysis Batch: 173451

Client Sample ID: Matrix Spike
Prep Type: Total/NA
Prep Batch: 173327

Analyte	Sample Result	Sample Qualifier	Spike Added	MS Result	MS Qualifier	Unit	D	%Rec	%Rec. Limits
Acenaphthylene	ND		328	280		ug/Kg		85	28 - 120

TestAmerica Pleasanton

QC Sample Results

Client: Cornerstone Earth Group
 Project/Site: East Bay Bridge Center

TestAmerica Job ID: 720-62077-1

Method: 8270C SIM - PAHs by GCMS (SIM) (Continued)

Lab Sample ID: 720-62019-A-22-G MS

Matrix: Solid

Analysis Batch: 173451

Client Sample ID: Matrix Spike

Prep Type: Total/NA

Prep Batch: 173327

Analyte	Sample	Sample	Spike	MS	MS	Unit	D	%Rec	%Rec.
	Result	Qualifier	Added	Result	Qualifier				Limits
Anthracene	ND		328	266		ug/Kg		81	36 - 120
Benzo[a]anthracene	ND		328	293		ug/Kg		89	29 - 120
Benzo[a]pyrene	ND		328	265		ug/Kg		81	24 - 120
Benzo[b]fluoranthene	ND		328	287		ug/Kg		88	17 - 132
Benzo[g,h,i]perylene	ND		328	152		ug/Kg		46	21 - 120
Benzo[k]fluoranthene	ND		328	282		ug/Kg		86	35 - 120
Chrysene	ND		328	236		ug/Kg		72	29 - 120
Dibenz(a,h)anthracene	ND		328	190		ug/Kg		58	36 - 120
Fluoranthene	ND		328	275		ug/Kg		84	24 - 120
Fluorene	ND		328	267		ug/Kg		81	35 - 120
Indeno[1,2,3-cd]pyrene	ND		328	175		ug/Kg		53	20 - 126
Naphthalene	ND		328	263		ug/Kg		80	32 - 120
Phenanthrene	ND		328	277		ug/Kg		83	28 - 120
Pyrene	ND		328	322		ug/Kg		98	24 - 123

Surrogate	MS %Recovery	MS Qualifier	Limits
2-Fluorobiphenyl	87		33 - 120
Terphenyl-d14	96		35 - 146

Lab Sample ID: 720-62019-A-22-H MSD

Matrix: Solid

Analysis Batch: 173451

Client Sample ID: Matrix Spike Duplicate

Prep Type: Total/NA

Prep Batch: 173327

Analyte	Sample	Sample	Spike	MSD	MSD	Unit	D	%Rec	%Rec.	RPD	
	Result	Qualifier	Added	Result	Qualifier				Limits	RPD	Limit
Acenaphthene	ND		328	231		ug/Kg		70	33 - 120	10	20
Acenaphthylene	ND		328	255		ug/Kg		77	28 - 120	10	20
Anthracene	ND		328	246		ug/Kg		75	36 - 120	8	20
Benzo[a]anthracene	ND		328	268		ug/Kg		82	29 - 120	9	20
Benzo[a]pyrene	ND		328	243		ug/Kg		74	24 - 120	9	20
Benzo[b]fluoranthene	ND		328	261		ug/Kg		80	17 - 132	9	20
Benzo[g,h,i]perylene	ND		328	143		ug/Kg		44	21 - 120	6	20
Benzo[k]fluoranthene	ND		328	266		ug/Kg		81	35 - 120	6	20
Chrysene	ND		328	218		ug/Kg		66	29 - 120	8	20
Dibenz(a,h)anthracene	ND		328	174		ug/Kg		53	36 - 120	9	20
Fluoranthene	ND		328	252		ug/Kg		77	24 - 120	9	20
Fluorene	ND		328	244		ug/Kg		74	35 - 120	9	20
Indeno[1,2,3-cd]pyrene	ND		328	161		ug/Kg		49	20 - 126	8	20
Naphthalene	ND		328	227		ug/Kg		69	32 - 120	15	20
Phenanthrene	ND		328	258		ug/Kg		77	28 - 120	7	20
Pyrene	ND		328	305		ug/Kg		93	24 - 123	5	20

Surrogate	MSD %Recovery	MSD Qualifier	Limits
2-Fluorobiphenyl	75		33 - 120
Terphenyl-d14	89		35 - 146

TestAmerica Pleasanton

QC Sample Results

Client: Cornerstone Earth Group
Project/Site: East Bay Bridge Center

TestAmerica Job ID: 720-62077-1

Method: 8015B - Diesel Range Organics (DRO) (GC)

Lab Sample ID: MB 720-173331/1-A

Matrix: Solid

Analysis Batch: 173413

Client Sample ID: Method Blank

Prep Type: Silica Gel Cleanup

Prep Batch: 173331

Analyte	MB Result	MB Qualifier	RL	MDL	Unit	D	Prepared	Analyzed	Dil Fac
Diesel Range Organics [C10-C28]	ND		0.98		mg/Kg		12/30/14 09:06	12/31/14 19:50	1
Motor Oil Range Organics [C24-C36]	ND		49		mg/Kg		12/30/14 09:06	12/31/14 19:50	1

Surrogate	MB %Recovery	MB Qualifier	Limits	Prepared	Analyzed	Dil Fac
Capric Acid (Surr)	0.0005		0 - 1	12/30/14 09:06	12/31/14 19:50	1
p-Terphenyl	127		38 - 148	12/30/14 09:06	12/31/14 19:50	1

Lab Sample ID: LCS 720-173331/2-A

Matrix: Solid

Analysis Batch: 173484

Client Sample ID: Lab Control Sample

Prep Type: Silica Gel Cleanup

Prep Batch: 173331

Analyte	Spike Added	LCS Result	LCS Qualifier	Unit	D	%Rec	Limits
Diesel Range Organics [C10-C28]	83.2	66.3		mg/Kg		80	36 - 112

Surrogate	LCS %Recovery	LCS Qualifier	Limits
p-Terphenyl	112		38 - 148

Lab Sample ID: 720-62059-A-3-D MS

Matrix: Solid

Analysis Batch: 173412

Client Sample ID: Matrix Spike

Prep Type: Silica Gel Cleanup

Prep Batch: 173331

Analyte	Sample Result	Sample Qualifier	Spike Added	MS Result	MS Qualifier	Unit	D	%Rec	Limits
Diesel Range Organics [C10-C28]	3.2		82.8	71.8		mg/Kg		83	50 - 150

Surrogate	MS %Recovery	MS Qualifier	Limits
p-Terphenyl	132		38 - 148

Lab Sample ID: 720-62059-A-3-E MSD

Matrix: Solid

Analysis Batch: 173412

Client Sample ID: Matrix Spike Duplicate

Prep Type: Silica Gel Cleanup

Prep Batch: 173331

Analyte	Sample Result	Sample Qualifier	Spike Added	MSD Result	MSD Qualifier	Unit	D	%Rec	Limits	RPD	RPD Limit
Diesel Range Organics [C10-C28]	3.2		83.3	69.4		mg/Kg		79	50 - 150	3	30

Surrogate	MSD %Recovery	MSD Qualifier	Limits
p-Terphenyl	127		38 - 148

Lab Sample ID: MB 720-173449/1-A

Matrix: Solid

Analysis Batch: 173483

Client Sample ID: Method Blank

Prep Type: Silica Gel Cleanup

Prep Batch: 173449

Analyte	MB Result	MB Qualifier	RL	MDL	Unit	D	Prepared	Analyzed	Dil Fac
Diesel Range Organics [C10-C28]	ND		0.98		mg/Kg		12/31/14 11:50	01/02/15 11:42	1
Motor Oil Range Organics [C24-C36]	ND		49		mg/Kg		12/31/14 11:50	01/02/15 11:42	1

TestAmerica Pleasanton

QC Sample Results

Client: Cornerstone Earth Group
Project/Site: East Bay Bridge Center

TestAmerica Job ID: 720-62077-1

Method: 8015B - Diesel Range Organics (DRO) (GC) (Continued)

Lab Sample ID: MB 720-173449/1-A
Matrix: Solid
Analysis Batch: 173483

Client Sample ID: Method Blank
Prep Type: Silica Gel Cleanup
Prep Batch: 173449

Surrogate	MB MB		Limits	Prepared	Analyzed	Dil Fac
	%Recovery	Qualifier				
Capric Acid (Surr)	0.003		0 - 1	12/31/14 11:50	01/02/15 11:42	1
p-Terphenyl	92		38 - 148	12/31/14 11:50	01/02/15 11:42	1

Lab Sample ID: LCS 720-173449/2-A
Matrix: Solid
Analysis Batch: 173483

Client Sample ID: Lab Control Sample
Prep Type: Silica Gel Cleanup
Prep Batch: 173449

Analyte	Spike Added	LCS Result	LCS Qualifier	Unit	D	%Rec	%Rec. Limits	
Diesel Range Organics [C10-C28]	82.2	46.7		mg/Kg		57	36 - 112	

Surrogate	LCS LCS		Limits
	%Recovery	Qualifier	
p-Terphenyl	98		38 - 148

Lab Sample ID: 720-62085-D-1-F MS
Matrix: Solid
Analysis Batch: 173416

Client Sample ID: Matrix Spike
Prep Type: Silica Gel Cleanup
Prep Batch: 173449

Analyte	Sample Result	Sample Qualifier	Spike Added	MS Result	MS Qualifier	Unit	D	%Rec	%Rec. Limits	
Diesel Range Organics [C10-C28]	2.5		83.2	37.2	F1	mg/Kg		42	50 - 150	

Surrogate	MS MS		Limits
	%Recovery	Qualifier	
p-Terphenyl	70		38 - 148

Lab Sample ID: 720-62085-D-1-G MSD
Matrix: Solid
Analysis Batch: 173416

Client Sample ID: Matrix Spike Duplicate
Prep Type: Silica Gel Cleanup
Prep Batch: 173449

Analyte	Sample Result	Sample Qualifier	Spike Added	MSD Result	MSD Qualifier	Unit	D	%Rec	%Rec. Limits		RPD	Limit
											RPD	Limit
Diesel Range Organics [C10-C28]	2.5		83.1	41.7	F1	mg/Kg		47	50 - 150	11	30	

Surrogate	MSD MSD		Limits
	%Recovery	Qualifier	
p-Terphenyl	84		38 - 148

Method: 8081A - Organochlorine Pesticides (GC)

Lab Sample ID: MB 720-173335/1-A
Matrix: Solid
Analysis Batch: 173393

Client Sample ID: Method Blank
Prep Type: Total/NA
Prep Batch: 173335

Analyte	MB MB		RL	MDL	Unit	D	Prepared	Analyzed	Dil Fac
	Result	Qualifier							
Aldrin	ND		2.0		ug/Kg		12/30/14 09:10	12/31/14 02:52	1
Dieldrin	ND		2.0		ug/Kg		12/30/14 09:10	12/31/14 02:52	1
Endrin aldehyde	ND		2.0		ug/Kg		12/30/14 09:10	12/31/14 02:52	1
Endrin	ND		2.0		ug/Kg		12/30/14 09:10	12/31/14 02:52	1
Endrin ketone	ND		2.0		ug/Kg		12/30/14 09:10	12/31/14 02:52	1

TestAmerica Pleasanton

QC Sample Results

Client: Cornerstone Earth Group
Project/Site: East Bay Bridge Center

TestAmerica Job ID: 720-62077-1

Method: 8081A - Organochlorine Pesticides (GC) (Continued)

Lab Sample ID: MB 720-173335/1-A

Matrix: Solid

Analysis Batch: 173393

Client Sample ID: Method Blank

Prep Type: Total/NA

Prep Batch: 173335

Analyte	MB Result	MB Qualifier	RL	MDL	Unit	D	Prepared	Analyzed	Dil Fac
Heptachlor	ND		2.0		ug/Kg		12/30/14 09:10	12/31/14 02:52	1
Heptachlor epoxide	ND		2.0		ug/Kg		12/30/14 09:10	12/31/14 02:52	1
4,4'-DDT	ND		2.0		ug/Kg		12/30/14 09:10	12/31/14 02:52	1
4,4'-DDE	ND		2.0		ug/Kg		12/30/14 09:10	12/31/14 02:52	1
4,4'-DDD	ND		2.0		ug/Kg		12/30/14 09:10	12/31/14 02:52	1
Endosulfan I	ND		2.0		ug/Kg		12/30/14 09:10	12/31/14 02:52	1
Endosulfan II	ND		2.0		ug/Kg		12/30/14 09:10	12/31/14 02:52	1
alpha-BHC	ND		2.0		ug/Kg		12/30/14 09:10	12/31/14 02:52	1
beta-BHC	ND		2.0		ug/Kg		12/30/14 09:10	12/31/14 02:52	1
gamma-BHC (Lindane)	ND		2.0		ug/Kg		12/30/14 09:10	12/31/14 02:52	1
delta-BHC	ND		2.0		ug/Kg		12/30/14 09:10	12/31/14 02:52	1
Endosulfan sulfate	ND		2.0		ug/Kg		12/30/14 09:10	12/31/14 02:52	1
Methoxychlor	ND		2.0		ug/Kg		12/30/14 09:10	12/31/14 02:52	1
Toxaphene	ND		40		ug/Kg		12/30/14 09:10	12/31/14 02:52	1
Chlordane (technical)	ND		40		ug/Kg		12/30/14 09:10	12/31/14 02:52	1
alpha-Chlordane	ND		2.0		ug/Kg		12/30/14 09:10	12/31/14 02:52	1
gamma-Chlordane	ND		2.0		ug/Kg		12/30/14 09:10	12/31/14 02:52	1

Surrogate	MB %Recovery	MB Qualifier	Limits	Prepared	Analyzed	Dil Fac
Tetrachloro-m-xylene	98		57 - 122	12/30/14 09:10	12/31/14 02:52	1
DCB Decachlorobiphenyl	118		21 - 136	12/30/14 09:10	12/31/14 02:52	1

Lab Sample ID: LCS 720-173335/2-A

Matrix: Solid

Analysis Batch: 173393

Client Sample ID: Lab Control Sample

Prep Type: Total/NA

Prep Batch: 173335

Analyte	Spike Added	LCS Result	LCS Qualifier	Unit	D	%Rec	%Rec. Limits
Aldrin	16.4	13.7		ug/Kg		83	65 - 120
Dieldrin	16.4	15.3		ug/Kg		93	72 - 120
Endrin aldehyde	16.4	15.7		ug/Kg		96	68 - 120
Endrin	16.4	16.8		ug/Kg		102	68 - 120
Endrin ketone	16.4	16.1		ug/Kg		98	67 - 120
Heptachlor	16.4	14.4		ug/Kg		88	69 - 120
Heptachlor epoxide	16.4	15.4		ug/Kg		94	68 - 120
4,4'-DDT	16.4	15.7		ug/Kg		96	63 - 127
4,4'-DDE	16.4	15.7		ug/Kg		96	70 - 120
4,4'-DDD	16.4	16.2		ug/Kg		99	69 - 120
Endosulfan I	16.4	15.5		ug/Kg		95	62 - 120
Endosulfan II	16.4	15.5		ug/Kg		95	65 - 120
alpha-BHC	16.4	14.1		ug/Kg		86	62 - 120
beta-BHC	16.4	15.0		ug/Kg		91	74 - 124
gamma-BHC (Lindane)	16.4	14.4		ug/Kg		88	72 - 120
delta-BHC	16.4	13.8		ug/Kg		84	43 - 125
Endosulfan sulfate	16.4	15.6		ug/Kg		95	67 - 120
Methoxychlor	16.4	16.7		ug/Kg		102	71 - 132
alpha-Chlordane	16.4	15.6		ug/Kg		95	70 - 120
gamma-Chlordane	16.4	15.4		ug/Kg		94	68 - 120

TestAmerica Pleasanton

QC Sample Results

Client: Cornerstone Earth Group
Project/Site: East Bay Bridge Center

TestAmerica Job ID: 720-62077-1

Method: 8081A - Organochlorine Pesticides (GC) (Continued)

Lab Sample ID: LCS 720-173335/2-A

Matrix: Solid

Analysis Batch: 173393

Client Sample ID: Lab Control Sample

Prep Type: Total/NA

Prep Batch: 173335

Surrogate	LCS		Limits
	%Recovery	Qualifier	
Tetrachloro-m-xylene	96		57 - 122
DCB Decachlorobiphenyl	115		21 - 136

Lab Sample ID: 720-62077-54 MS

Matrix: Solid

Analysis Batch: 173393

Client Sample ID: COMPOSITE-4

Prep Type: Total/NA

Prep Batch: 173335

Analyte	Sample Result	Sample Qualifier	Spike Added	MS		Unit	D	%Rec	%Rec. Limits	
				Result	Qualifier				Limit	Limit
Aldrin	ND		16.1	9.99		ug/Kg		62	53 - 120	
Dieldrin	ND		16.1	10.2	p	ug/Kg		63	46 - 130	
Endrin aldehyde	ND		16.1	ND	F1	ug/Kg		38	40 - 120	
Endrin	ND		16.1	12.3		ug/Kg		76	32 - 143	
Endrin ketone	ND		16.1	10.8		ug/Kg		67	40 - 120	
Heptachlor	ND		16.1	10.9	p	ug/Kg		67	52 - 120	
Heptachlor epoxide	ND		16.1	13.2		ug/Kg		82	40 - 120	
4,4'-DDT	ND		16.1	ND	F1	ug/Kg		0	17 - 144	
4,4'-DDE	ND		16.1	11.8	p	ug/Kg		73	40 - 120	
4,4'-DDD	ND		16.1	26.3	F1	ug/Kg		163	40 - 120	
Endosulfan I	ND		16.1	28.1	F1	ug/Kg		174	40 - 120	
Endosulfan II	ND		16.1	ND		ug/Kg		48	40 - 120	
alpha-BHC	ND		16.1	17.1		ug/Kg		106	40 - 120	
beta-BHC	ND		16.1	13.0		ug/Kg		81	40 - 120	
gamma-BHC (Lindane)	ND		16.1	25.1	F1	ug/Kg		155	58 - 120	
delta-BHC	ND		16.1	ND		ug/Kg		45	40 - 120	
Endosulfan sulfate	ND		16.1	ND		ug/Kg		57	40 - 120	
Methoxychlor	ND		16.1	ND	F1	ug/Kg		7	40 - 120	
alpha-Chlordane	ND		16.1	12.6	p	ug/Kg		78	40 - 120	
gamma-Chlordane	ND		16.1	14.1		ug/Kg		87	40 - 120	

Surrogate	MS		Limits
	%Recovery	Qualifier	
Tetrachloro-m-xylene	97		57 - 122
DCB Decachlorobiphenyl	58	p	21 - 136

Lab Sample ID: 720-62077-54 MSD

Matrix: Solid

Analysis Batch: 173393

Client Sample ID: COMPOSITE-4

Prep Type: Total/NA

Prep Batch: 173335

Analyte	Sample Result	Sample Qualifier	Spike Added	MSD		Unit	D	%Rec	%Rec. Limits		RPD	
				Result	Qualifier				Limit	Limit	RPD	Limit
Aldrin	ND		16.5	12.3		ug/Kg		75	53 - 120	13	20	
Dieldrin	ND		16.5	13.1	F2	ug/Kg		79	46 - 130	25	20	
Endrin aldehyde	ND		16.5	10.1	F2	ug/Kg		61	40 - 120	28	20	
Endrin	ND		16.5	15.3	F2	ug/Kg		93	32 - 143	22	20	
Endrin ketone	ND		16.5	12.5		ug/Kg		76	40 - 120	15	20	
Heptachlor	ND		16.5	10.8	p	ug/Kg		66	52 - 120	1	20	
Heptachlor epoxide	ND		16.5	15.2		ug/Kg		93	40 - 120	14	20	
4,4'-DDT	ND		16.5	ND	F1	ug/Kg		0	17 - 144	NC	20	
4,4'-DDE	ND		16.5	14.5		ug/Kg		88	40 - 120	20	20	
4,4'-DDD	ND		16.5	23.1	F1	ug/Kg		140	40 - 120	13	20	

TestAmerica Pleasanton

QC Sample Results

Client: Cornerstone Earth Group
Project/Site: East Bay Bridge Center

TestAmerica Job ID: 720-62077-1

Method: 8081A - Organochlorine Pesticides (GC) (Continued)

Lab Sample ID: 720-62077-54 MSD

Matrix: Solid

Analysis Batch: 173393

Client Sample ID: COMPOSITE-4

Prep Type: Total/NA

Prep Batch: 173335

Analyte	Sample	Sample	Spike	MSD	MSD	Unit	D	%Rec	%Rec.	RPD	Limit
	Result	Qualifier	Added	Result	Qualifier				Limits		
Endosulfan I	ND		16.5	28.7	F1	ug/Kg		174	40 - 120	2	20
Endosulfan II	ND		16.5	12.1	F2	ug/Kg		73	40 - 120	44	30
alpha-BHC	ND		16.5	16.2		ug/Kg		98	40 - 120	4	20
beta-BHC	ND		16.5	13.3		ug/Kg		81	40 - 120	2	20
gamma-BHC (Lindane)	ND		16.5	19.9	F1	ug/Kg		121	58 - 120	7	20
delta-BHC	ND		16.5	ND	F2	ug/Kg		55	40 - 120	23	20
Endosulfan sulfate	ND		16.5	11.9	F2	ug/Kg		72	40 - 120	25	20
Methoxychlor	ND		16.5	ND	F1 F2	ug/Kg		33	40 - 120	130	20
alpha-Chlordane	ND		16.5	16.9	F2	ug/Kg		103	40 - 120	29	20
gamma-Chlordane	ND		16.5	15.9		ug/Kg		97	40 - 120	6	20
MSD MSD											
Surrogate	%Recovery	Qualifier	Limits								
Tetrachloro-m-xylene	103		57 - 122								
DCB Decachlorobiphenyl	44	p	21 - 136								

Method: 8082 - Polychlorinated Biphenyls (PCBs) by Gas Chromatography

Lab Sample ID: MB 720-173332/1-A

Matrix: Solid

Analysis Batch: 173322

Client Sample ID: Method Blank

Prep Type: Total/NA

Prep Batch: 173332

Analyte	MB	MB	RL	MDL	Unit	D	Prepared	Analyzed	Dil Fac
	Result	Qualifier							
PCB-1016	ND		50		ug/Kg		12/30/14 09:10	12/31/14 03:54	1
PCB-1221	ND		50		ug/Kg		12/30/14 09:10	12/31/14 03:54	1
PCB-1232	ND		50		ug/Kg		12/30/14 09:10	12/31/14 03:54	1
PCB-1242	ND		50		ug/Kg		12/30/14 09:10	12/31/14 03:54	1
PCB-1248	ND		50		ug/Kg		12/30/14 09:10	12/31/14 03:54	1
PCB-1254	ND		50		ug/Kg		12/30/14 09:10	12/31/14 03:54	1
PCB-1260	ND		50		ug/Kg		12/30/14 09:10	12/31/14 03:54	1
MB MB									
Surrogate	%Recovery	Qualifier	Limits			Prepared	Analyzed	Dil Fac	
Tetrachloro-m-xylene	91		45 - 132			12/30/14 09:10	12/31/14 03:54	1	
DCB Decachlorobiphenyl	86		42 - 146			12/30/14 09:10	12/31/14 03:54	1	

Lab Sample ID: MB 720-173332/1-A

Matrix: Solid

Analysis Batch: 173408

Client Sample ID: Method Blank

Prep Type: Total/NA

Prep Batch: 173332

Analyte	MB	MB	RL	MDL	Unit	D	Prepared	Analyzed	Dil Fac
	Result	Qualifier							
PCB-1016	ND		50		ug/Kg		12/30/14 09:10	12/31/14 09:54	1
PCB-1221	ND		50		ug/Kg		12/30/14 09:10	12/31/14 09:54	1
PCB-1232	ND		50		ug/Kg		12/30/14 09:10	12/31/14 09:54	1
PCB-1242	ND		50		ug/Kg		12/30/14 09:10	12/31/14 09:54	1
PCB-1248	ND		50		ug/Kg		12/30/14 09:10	12/31/14 09:54	1
PCB-1254	ND		50		ug/Kg		12/30/14 09:10	12/31/14 09:54	1
PCB-1260	ND		50		ug/Kg		12/30/14 09:10	12/31/14 09:54	1

TestAmerica Pleasanton

QC Sample Results

Client: Cornerstone Earth Group
Project/Site: East Bay Bridge Center

TestAmerica Job ID: 720-62077-1

Method: 8082 - Polychlorinated Biphenyls (PCBs) by Gas Chromatography (Continued)

Lab Sample ID: MB 720-173332/1-A
Matrix: Solid
Analysis Batch: 173408

Client Sample ID: Method Blank
Prep Type: Total/NA
Prep Batch: 173332

Surrogate	MB MB		Limits	Prepared	Analyzed	Dil Fac
	%Recovery	Qualifier				
Tetrachloro-m-xylene	93		45 - 132	12/30/14 09:10	12/31/14 09:54	1
DCB Decachlorobiphenyl	102		42 - 146	12/30/14 09:10	12/31/14 09:54	1

Lab Sample ID: LCS 720-173332/2-A
Matrix: Solid
Analysis Batch: 173322

Client Sample ID: Lab Control Sample
Prep Type: Total/NA
Prep Batch: 173332

Analyte	Spike Added	LCS Result	LCS Qualifier	Unit	D	%Rec	%Rec. Limits
PCB-1260	133	127		ug/Kg		96	68 - 127

Surrogate	LCS LCS		Limits
	%Recovery	Qualifier	
Tetrachloro-m-xylene	93		45 - 132
DCB Decachlorobiphenyl	89		42 - 146

Lab Sample ID: LCS 720-173332/2-A
Matrix: Solid
Analysis Batch: 173408

Client Sample ID: Lab Control Sample
Prep Type: Total/NA
Prep Batch: 173332

Analyte	Spike Added	LCS Result	LCS Qualifier	Unit	D	%Rec	%Rec. Limits
PCB-1260	133	133		ug/Kg		101	68 - 127

Surrogate	LCS LCS		Limits
	%Recovery	Qualifier	
Tetrachloro-m-xylene	94		45 - 132
DCB Decachlorobiphenyl	103		42 - 146

Lab Sample ID: 720-62077-28 MS
Matrix: Solid
Analysis Batch: 173322

Client Sample ID: COMPOSITE-1
Prep Type: Total/NA
Prep Batch: 173332

Analyte	Sample Result	Sample Qualifier	Spike Added	MS Result	MS Qualifier	Unit	D	%Rec	%Rec. Limits
PCB-1260	ND		131	124		ug/Kg		94	73 - 114

Surrogate	MS MS		Limits
	%Recovery	Qualifier	
Tetrachloro-m-xylene	97		45 - 132
DCB Decachlorobiphenyl	80		42 - 146

Lab Sample ID: 720-62077-28 MS
Matrix: Solid
Analysis Batch: 173408

Client Sample ID: COMPOSITE-1
Prep Type: Total/NA
Prep Batch: 173332

Analyte	Sample Result	Sample Qualifier	Spike Added	MS Result	MS Qualifier	Unit	D	%Rec	%Rec. Limits
PCB-1260	ND		131	104		ug/Kg		79	73 - 114

TestAmerica Pleasanton

QC Sample Results

Client: Cornerstone Earth Group
Project/Site: East Bay Bridge Center

TestAmerica Job ID: 720-62077-1

Method: 8082 - Polychlorinated Biphenyls (PCBs) by Gas Chromatography (Continued)

Lab Sample ID: 720-62077-28 MS
Matrix: Solid
Analysis Batch: 173408

Client Sample ID: COMPOSITE-1
Prep Type: Total/NA
Prep Batch: 173332

Surrogate	MS MS		Limits
	%Recovery	Qualifier	
Tetrachloro-m-xylene	86		45 - 132
DCB Decachlorobiphenyl	72		42 - 146

Lab Sample ID: 720-62077-28 MSD
Matrix: Solid
Analysis Batch: 173322

Client Sample ID: COMPOSITE-1
Prep Type: Total/NA
Prep Batch: 173332

Analyte	Sample Result	Sample Qualifier	Spike Added	MSD MSD		Unit	D	%Rec	%Rec.		RPD	Limit
				Result	Qualifier				Limits	RPD		
PCB-1016	ND		133	118		ug/Kg		89	69 - 120	4	20	
PCB-1260	ND		133	121		ug/Kg		91	73 - 114	2	20	

Surrogate	MSD MSD		Limits
	%Recovery	Qualifier	
Tetrachloro-m-xylene	91		45 - 132
DCB Decachlorobiphenyl	73		42 - 146

Lab Sample ID: 720-62077-28 MSD
Matrix: Solid
Analysis Batch: 173408

Client Sample ID: COMPOSITE-1
Prep Type: Total/NA
Prep Batch: 173332

Analyte	Sample Result	Sample Qualifier	Spike Added	MSD MSD		Unit	D	%Rec	%Rec.		RPD	Limit
				Result	Qualifier				Limits	RPD		
PCB-1016	ND		133	122		ug/Kg		92	69 - 120	11	20	
PCB-1260	ND		133	102		ug/Kg		76	73 - 114	2	20	

Surrogate	MSD MSD		Limits
	%Recovery	Qualifier	
Tetrachloro-m-xylene	82		45 - 132
DCB Decachlorobiphenyl	64		42 - 146

Method: 6010B - Metals (ICP)

Lab Sample ID: MB 720-173387/1-A
Matrix: Solid
Analysis Batch: 173444

Client Sample ID: Method Blank
Prep Type: Total/NA
Prep Batch: 173387

Analyte	MB MB		RL	MDL	Unit	D	Prepared	Analyzed	Dil Fac
	Result	Qualifier							
Antimony	ND		0.50		mg/Kg		12/30/14 16:20	12/31/14 09:43	1
Arsenic	ND		1.0		mg/Kg		12/30/14 16:20	12/31/14 09:43	1
Barium	ND		0.50		mg/Kg		12/30/14 16:20	12/31/14 09:43	1
Beryllium	ND		0.10		mg/Kg		12/30/14 16:20	12/31/14 09:43	1
Cadmium	ND		0.13		mg/Kg		12/30/14 16:20	12/31/14 09:43	1
Chromium	ND		0.50		mg/Kg		12/30/14 16:20	12/31/14 09:43	1
Cobalt	ND		0.20		mg/Kg		12/30/14 16:20	12/31/14 09:43	1
Copper	ND		1.5		mg/Kg		12/30/14 16:20	12/31/14 09:43	1
Lead	ND		0.50		mg/Kg		12/30/14 16:20	12/31/14 09:43	1
Molybdenum	ND		0.50		mg/Kg		12/30/14 16:20	12/31/14 09:43	1
Nickel	ND		0.50		mg/Kg		12/30/14 16:20	12/31/14 09:43	1
Selenium	ND		1.0		mg/Kg		12/30/14 16:20	12/31/14 09:43	1
Silver	ND		0.25		mg/Kg		12/30/14 16:20	12/31/14 09:43	1

TestAmerica Pleasanton

QC Sample Results

Client: Cornerstone Earth Group
 Project/Site: East Bay Bridge Center

TestAmerica Job ID: 720-62077-1

Method: 6010B - Metals (ICP) (Continued)

Lab Sample ID: MB 720-173387/1-A
Matrix: Solid
Analysis Batch: 173444

Client Sample ID: Method Blank
Prep Type: Total/NA
Prep Batch: 173387

Analyte	MB Result	MB Qualifier	RL	MDL	Unit	D	Prepared	Analyzed	Dil Fac
Thallium	ND		0.50		mg/Kg		12/30/14 16:20	12/31/14 09:43	1
Vanadium	ND		0.50		mg/Kg		12/30/14 16:20	12/31/14 09:43	1
Zinc	ND		1.5		mg/Kg		12/30/14 16:20	12/31/14 09:43	1

Lab Sample ID: LCS 720-173387/2-A
Matrix: Solid
Analysis Batch: 173444

Client Sample ID: Lab Control Sample
Prep Type: Total/NA
Prep Batch: 173387

Analyte	Spike Added	LCS Result	LCS Qualifier	Unit	D	%Rec	%Rec. Limits
Antimony	50.0	49.2		mg/Kg		98	80 - 120
Arsenic	50.0	51.4		mg/Kg		103	80 - 120
Barium	50.0	53.2		mg/Kg		106	80 - 120
Beryllium	50.0	53.4		mg/Kg		107	80 - 120
Cadmium	50.0	50.8		mg/Kg		102	80 - 120
Chromium	50.0	53.2		mg/Kg		106	80 - 120
Cobalt	50.0	53.2		mg/Kg		106	80 - 120
Copper	50.0	52.1		mg/Kg		104	80 - 120
Lead	50.0	53.0		mg/Kg		106	80 - 120
Molybdenum	50.0	52.5		mg/Kg		105	80 - 120
Nickel	50.0	51.7		mg/Kg		103	80 - 120
Selenium	50.0	49.5		mg/Kg		99	80 - 120
Silver	25.0	26.5		mg/Kg		106	80 - 120
Thallium	50.0	52.1		mg/Kg		104	80 - 120
Vanadium	50.0	52.6		mg/Kg		105	80 - 120
Zinc	50.0	52.1		mg/Kg		104	80 - 120

Lab Sample ID: LCSD 720-173387/3-A
Matrix: Solid
Analysis Batch: 173444

Client Sample ID: Lab Control Sample Dup
Prep Type: Total/NA
Prep Batch: 173387

Analyte	Spike Added	LCSD Result	LCSD Qualifier	Unit	D	%Rec	%Rec. Limits	RPD	RPD Limit
Antimony	50.0	48.7		mg/Kg		97	80 - 120	1	20
Arsenic	50.0	50.7		mg/Kg		101	80 - 120	1	20
Barium	50.0	52.9		mg/Kg		106	80 - 120	0	20
Beryllium	50.0	52.7		mg/Kg		105	80 - 120	1	20
Cadmium	50.0	50.0		mg/Kg		100	80 - 120	1	20
Chromium	50.0	53.0		mg/Kg		106	80 - 120	0	20
Cobalt	50.0	52.2		mg/Kg		104	80 - 120	2	20
Copper	50.0	51.2		mg/Kg		102	80 - 120	2	20
Lead	50.0	52.2		mg/Kg		104	80 - 120	1	20
Molybdenum	50.0	51.4		mg/Kg		103	80 - 120	2	20
Nickel	50.0	50.9		mg/Kg		102	80 - 120	2	20
Selenium	50.0	48.8		mg/Kg		98	80 - 120	1	20
Silver	25.0	26.5		mg/Kg		106	80 - 120	0	20
Thallium	50.0	51.2		mg/Kg		102	80 - 120	2	20
Vanadium	50.0	52.0		mg/Kg		104	80 - 120	1	20
Zinc	50.0	51.3		mg/Kg		103	80 - 120	1	20

TestAmerica Pleasanton

QC Sample Results

Client: Cornerstone Earth Group
Project/Site: East Bay Bridge Center

TestAmerica Job ID: 720-62077-1

Method: 6010B - Metals (ICP) (Continued)

Lab Sample ID: LCSSRM 720-173387/25-A

Matrix: Solid

Analysis Batch: 173444

Client Sample ID: Lab Control Sample

Prep Type: Total/NA

Prep Batch: 173387

Analyte	Spike Added	LCSSRM Result	LCSSRM Qualifier	Unit	D	%Rec	%Rec. Limits
Antimony	74.6	39.7		mg/Kg		53	11 - 101
Arsenic	45.5	42.5		mg/Kg		93	69 - 119
Barium	579	533		mg/Kg		92	61 - 117
Beryllium	155	150		mg/Kg		97	56 - 102
Cadmium	201	183		mg/Kg		91	67 - 118
Chromium	106	98.6		mg/Kg		93	67 - 121
Cobalt	247	232		mg/Kg		94	64 - 133
Copper	130	121		mg/Kg		93	68 - 126
Lead	302	273		mg/Kg		90	62 - 113
Molybdenum	165	151		mg/Kg		92	62 - 128
Nickel	305	275		mg/Kg		90	65 - 117
Selenium	133	121		mg/Kg		91	63 - 126
Silver	33.5	31.9		mg/Kg		95	51 - 130
Thallium	191	170		mg/Kg		89	64 - 124
Vanadium	214	200		mg/Kg		94	67 - 123
Zinc	388	357		mg/Kg		92	62 - 110

Lab Sample ID: 720-62107-A-10-D MS

Matrix: Solid

Analysis Batch: 173444

Client Sample ID: Matrix Spike

Prep Type: Total/NA

Prep Batch: 173387

Analyte	Sample Result	Sample Qualifier	Spike Added	MS Result	MS Qualifier	Unit	D	%Rec	%Rec. Limits
Antimony	ND		46.3	10.5	F1	mg/Kg		21	75 - 125
Arsenic	7.9		46.3	47.7		mg/Kg		86	75 - 125
Barium	200		46.3	261	4	mg/Kg		126	75 - 125
Beryllium	0.45		46.3	43.5		mg/Kg		93	75 - 125
Cadmium	0.53		46.3	40.7		mg/Kg		87	75 - 125
Chromium	51		46.3	95.3		mg/Kg		97	75 - 125
Cobalt	14		46.3	53.8		mg/Kg		87	75 - 125
Copper	38		46.3	78.9		mg/Kg		89	75 - 125
Lead	120		46.3	114	F1	mg/Kg		-2	75 - 125
Molybdenum	ND		46.3	37.3		mg/Kg		79	75 - 125
Nickel	72		46.3	110		mg/Kg		82	75 - 125
Selenium	ND		46.3	39.2		mg/Kg		85	75 - 125
Silver	ND		23.1	22.0		mg/Kg		95	75 - 125
Thallium	ND		46.3	39.1		mg/Kg		85	75 - 125
Vanadium	41		46.3	82.3		mg/Kg		90	75 - 125
Zinc	190		46.3	231	4	mg/Kg		83	75 - 125

Lab Sample ID: 720-62107-A-10-E MSD

Matrix: Solid

Analysis Batch: 173444

Client Sample ID: Matrix Spike Duplicate

Prep Type: Total/NA

Prep Batch: 173387

Analyte	Sample Result	Sample Qualifier	Spike Added	MSD Result	MSD Qualifier	Unit	D	%Rec	%Rec. Limits	RPD	RPD Limit
Antimony	ND		46.3	10.7	F1	mg/Kg		21	75 - 125	2	20
Arsenic	7.9		46.3	48.7		mg/Kg		88	75 - 125	2	20
Barium	200		46.3	256	4	mg/Kg		116	75 - 125	2	20
Beryllium	0.45		46.3	44.7		mg/Kg		96	75 - 125	3	20

TestAmerica Pleasanton

QC Sample Results

Client: Cornerstone Earth Group
 Project/Site: East Bay Bridge Center

TestAmerica Job ID: 720-62077-1

Method: 6010B - Metals (ICP) (Continued)

Lab Sample ID: 720-62107-A-10-E MSD

Matrix: Solid

Analysis Batch: 173444

Client Sample ID: Matrix Spike Duplicate

Prep Type: Total/NA

Prep Batch: 173387

Analyte	Sample	Sample	Spike	MSD	MSD	Unit	D	%Rec	%Rec.	RPD	Limit
	Result	Qualifier	Added	Result	Qualifier				Limits		
Cadmium	0.53		46.3	41.4		mg/Kg		88	75 - 125	2	20
Chromium	51		46.3	97.5		mg/Kg		102	75 - 125	2	20
Cobalt	14		46.3	54.9		mg/Kg		89	75 - 125	2	20
Copper	38		46.3	80.3		mg/Kg		92	75 - 125	2	20
Lead	120		46.3	120	F1	mg/Kg		10	75 - 125	5	20
Molybdenum	ND		46.3	37.6		mg/Kg		79	75 - 125	1	20
Nickel	72		46.3	112		mg/Kg		87	75 - 125	2	20
Selenium	ND		46.3	39.3		mg/Kg		85	75 - 125	0	20
Silver	ND		23.1	22.6		mg/Kg		97	75 - 125	2	20
Thallium	ND		46.3	39.7		mg/Kg		86	75 - 125	2	20
Vanadium	41		46.3	84.7		mg/Kg		95	75 - 125	3	20
Zinc	190		46.3	237	4	mg/Kg		96	75 - 125	3	20

Method: 7471A - Mercury (CVAA)

Lab Sample ID: MB 720-173288/1-A

Matrix: Solid

Analysis Batch: 173429

Client Sample ID: Method Blank

Prep Type: Total/NA

Prep Batch: 173288

Analyte	MB	MB	RL	MDL	Unit	D	Prepared	Analyzed	Dil Fac
	Result	Qualifier							
Mercury	ND		0.010		mg/Kg		12/29/14 16:37	12/31/14 09:00	1

Lab Sample ID: LCS 720-173288/2-A

Matrix: Solid

Analysis Batch: 173429

Client Sample ID: Lab Control Sample

Prep Type: Total/NA

Prep Batch: 173288

Analyte	Spike Added	LCS Result	LCS Qualifier	Unit	D	%Rec	%Rec.	RPD	Limit
							Limits		
Mercury	0.833	0.867		mg/Kg		104	80 - 120		

Lab Sample ID: LCSD 720-173288/3-A

Matrix: Solid

Analysis Batch: 173429

Client Sample ID: Lab Control Sample Dup

Prep Type: Total/NA

Prep Batch: 173288

Analyte	Spike Added	LCSD Result	LCSD Qualifier	Unit	D	%Rec	%Rec.	RPD	Limit
							Limits		
Mercury	0.833	0.858		mg/Kg		103	80 - 120	1	20

Lab Sample ID: 720-62089-A-1-D MS

Matrix: Solid

Analysis Batch: 173429

Client Sample ID: Matrix Spike

Prep Type: Total/NA

Prep Batch: 173288

Analyte	Sample	Sample	Spike	MS	MS	Unit	D	%Rec	%Rec.	RPD	Limit
	Result	Qualifier	Added	Result	Qualifier				Limits		
Mercury	0.12		0.746	1.00		mg/Kg		118	75 - 125		

Lab Sample ID: 720-62089-A-1-E MSD

Matrix: Solid

Analysis Batch: 173429

Client Sample ID: Matrix Spike Duplicate

Prep Type: Total/NA

Prep Batch: 173288

Analyte	Sample	Sample	Spike	MSD	MSD	Unit	D	%Rec	%Rec.	RPD	Limit
	Result	Qualifier	Added	Result	Qualifier				Limits		
Mercury	0.12		0.758	0.902		mg/Kg		103	75 - 125	10	20

TestAmerica Pleasanton

QC Association Summary

Client: Cornerstone Earth Group
 Project/Site: East Bay Bridge Center

TestAmerica Job ID: 720-62077-1

GC/MS VOA

Analysis Batch: 173116

Lab Sample ID	Client Sample ID	Prep Type	Matrix	Method	Prep Batch
720-62077-3	EB-3 (4-4.5)	Total/NA	Solid	8260B/CA_LUFT MS	173148
720-62077-5	EB-2 (3.5-4)	Total/NA	Solid	8260B/CA_LUFT MS	173148
720-62077-7	EB-1 (4.5-5)	Total/NA	Solid	8260B/CA_LUFT MS	173148
720-62077-9	EB-10 (4-4.5)	Total/NA	Solid	8260B/CA_LUFT MS	173148
720-62077-11	EB-9 (4-4.5)	Total/NA	Solid	8260B/CA_LUFT MS	173148
720-62077-13	EB-8 (4-4.5)	Total/NA	Solid	8260B/CA_LUFT MS	173148
720-62077-15	EB-7 (4-4.5)	Total/NA	Solid	8260B/CA_LUFT MS	173148
LCS 720-173116/11	Lab Control Sample	Total/NA	Solid	8260B/CA_LUFT MS	
LCS 720-173116/9	Lab Control Sample	Total/NA	Solid	8260B/CA_LUFT MS	
LCSD 720-173116/10	Lab Control Sample Dup	Total/NA	Solid	8260B/CA_LUFT MS	
LCSD 720-173116/12	Lab Control Sample Dup	Total/NA	Solid	8260B/CA_LUFT MS	
MB 720-173116/8	Method Blank	Total/NA	Solid	8260B/CA_LUFT MS	

Prep Batch: 173148

Lab Sample ID	Client Sample ID	Prep Type	Matrix	Method	Prep Batch
720-62077-3	EB-3 (4-4.5)	Total/NA	Solid	5035	
720-62077-5	EB-2 (3.5-4)	Total/NA	Solid	5035	
720-62077-7	EB-1 (4.5-5)	Total/NA	Solid	5035	
720-62077-9	EB-10 (4-4.5)	Total/NA	Solid	5035	
720-62077-11	EB-9 (4-4.5)	Total/NA	Solid	5035	
720-62077-13	EB-8 (4-4.5)	Total/NA	Solid	5035	
720-62077-15	EB-7 (4-4.5)	Total/NA	Solid	5035	

Analysis Batch: 173167

Lab Sample ID	Client Sample ID	Prep Type	Matrix	Method	Prep Batch
720-62077-1	EB-4 (4-4.5)	Total/NA	Solid	8260B/CA_LUFT MS	173183
720-62077-17	EB-6 (4-4.5)	Total/NA	Solid	8260B/CA_LUFT MS	173183
720-62077-19	EB-5 (3.5-4)	Total/NA	Solid	8260B/CA_LUFT MS	173183
LCS 720-173167/5	Lab Control Sample	Total/NA	Solid	8260B/CA_LUFT MS	
LCS 720-173167/7	Lab Control Sample	Total/NA	Solid	8260B/CA_LUFT MS	
LCSD 720-173167/6	Lab Control Sample Dup	Total/NA	Solid	8260B/CA_LUFT MS	
LCSD 720-173167/8	Lab Control Sample Dup	Total/NA	Solid	8260B/CA_LUFT MS	
MB 720-173167/4	Method Blank	Total/NA	Solid	8260B/CA_LUFT MS	

TestAmerica Pleasanton

QC Association Summary

Client: Cornerstone Earth Group
 Project/Site: East Bay Bridge Center

TestAmerica Job ID: 720-62077-1

GC/MS VOA (Continued)

Prep Batch: 173183

Lab Sample ID	Client Sample ID	Prep Type	Matrix	Method	Prep Batch
720-62077-1	EB-4 (4-4.5)	Total/NA	Solid	5035	
720-62077-17	EB-6 (4-4.5)	Total/NA	Solid	5035	
720-62077-19	EB-5 (3.5-4)	Total/NA	Solid	5035	

GC/MS Semi VOA

Prep Batch: 173327

Lab Sample ID	Client Sample ID	Prep Type	Matrix	Method	Prep Batch
720-62019-A-22-G MS	Matrix Spike	Total/NA	Solid	3546	
720-62019-A-22-H MSD	Matrix Spike Duplicate	Total/NA	Solid	3546	
720-62077-28	COMPOSITE-1	Total/NA	Solid	3546	
720-62077-37	COMPOSITE-2	Total/NA	Solid	3546	
720-62077-45	COMPOSITE-3	Total/NA	Solid	3546	
720-62077-54	COMPOSITE-4	Total/NA	Solid	3546	
720-62077-63	COMPOSITE-5	Total/NA	Solid	3546	
LCS 720-173327/2-A	Lab Control Sample	Total/NA	Solid	3546	
MB 720-173327/1-A	Method Blank	Total/NA	Solid	3546	

Analysis Batch: 173379

Lab Sample ID	Client Sample ID	Prep Type	Matrix	Method	Prep Batch
LCS 720-173327/2-A	Lab Control Sample	Total/NA	Solid	8270C SIM	173327
MB 720-173327/1-A	Method Blank	Total/NA	Solid	8270C SIM	173327

Analysis Batch: 173451

Lab Sample ID	Client Sample ID	Prep Type	Matrix	Method	Prep Batch
720-62019-A-22-G MS	Matrix Spike	Total/NA	Solid	8270C SIM	173327
720-62019-A-22-H MSD	Matrix Spike Duplicate	Total/NA	Solid	8270C SIM	173327
720-62077-28	COMPOSITE-1	Total/NA	Solid	8270C SIM	173327
720-62077-37	COMPOSITE-2	Total/NA	Solid	8270C SIM	173327
720-62077-45	COMPOSITE-3	Total/NA	Solid	8270C SIM	173327
720-62077-54	COMPOSITE-4	Total/NA	Solid	8270C SIM	173327
720-62077-63	COMPOSITE-5	Total/NA	Solid	8270C SIM	173327

GC Semi VOA

Analysis Batch: 173322

Lab Sample ID	Client Sample ID	Prep Type	Matrix	Method	Prep Batch
720-62077-28	COMPOSITE-1	Total/NA	Solid	8082	173332
720-62077-28 MS	COMPOSITE-1	Total/NA	Solid	8082	173332
720-62077-28 MSD	COMPOSITE-1	Total/NA	Solid	8082	173332
720-62077-63	COMPOSITE-5	Total/NA	Solid	8082	173332
LCS 720-173332/2-A	Lab Control Sample	Total/NA	Solid	8082	173332
MB 720-173332/1-A	Method Blank	Total/NA	Solid	8082	173332

Prep Batch: 173331

Lab Sample ID	Client Sample ID	Prep Type	Matrix	Method	Prep Batch
720-62059-A-3-D MS	Matrix Spike	Silica Gel Cleanup	Solid	3546	
720-62059-A-3-E MSD	Matrix Spike Duplicate	Silica Gel Cleanup	Solid	3546	
720-62077-1	EB-4 (4-4.5)	Silica Gel Cleanup	Solid	3546	
720-62077-2	EB-4 (4.5-5)	Silica Gel Cleanup	Solid	3546	

TestAmerica Pleasanton

QC Association Summary

Client: Cornerstone Earth Group
 Project/Site: East Bay Bridge Center

TestAmerica Job ID: 720-62077-1

GC Semi VOA (Continued)

Prep Batch: 173331 (Continued)

Lab Sample ID	Client Sample ID	Prep Type	Matrix	Method	Prep Batch
720-62077-3	EB-3 (4-4.5)	Silica Gel Cleanup	Solid	3546	
720-62077-4	EB-3 (4.5-5)	Silica Gel Cleanup	Solid	3546	
720-62077-5	EB-2 (3.5-4)	Silica Gel Cleanup	Solid	3546	
720-62077-6	EB-2 (4-4.5)	Silica Gel Cleanup	Solid	3546	
720-62077-7	EB-1 (4.5-5)	Silica Gel Cleanup	Solid	3546	
720-62077-8	EB-1 (6-6.5)	Silica Gel Cleanup	Solid	3546	
720-62077-9	EB-10 (4-4.5)	Silica Gel Cleanup	Solid	3546	
720-62077-10	EB-10 (4.5-5)	Silica Gel Cleanup	Solid	3546	
720-62077-11	EB-9 (4-4.5)	Silica Gel Cleanup	Solid	3546	
720-62077-12	EB-9 (4.5-5)	Silica Gel Cleanup	Solid	3546	
720-62077-13	EB-8 (4-4.5)	Silica Gel Cleanup	Solid	3546	
720-62077-14	EB-8 (5.5-6)	Silica Gel Cleanup	Solid	3546	
LCS 720-173331/2-A	Lab Control Sample	Silica Gel Cleanup	Solid	3546	
MB 720-173331/1-A	Method Blank	Silica Gel Cleanup	Solid	3546	

Prep Batch: 173332

Lab Sample ID	Client Sample ID	Prep Type	Matrix	Method	Prep Batch
720-62077-28	COMPOSITE-1	Total/NA	Solid	3546	
720-62077-28 MS	COMPOSITE-1	Total/NA	Solid	3546	
720-62077-28 MSD	COMPOSITE-1	Total/NA	Solid	3546	
720-62077-37	COMPOSITE-2	Total/NA	Solid	3546	
720-62077-45	COMPOSITE-3	Total/NA	Solid	3546	
720-62077-54	COMPOSITE-4	Total/NA	Solid	3546	
720-62077-63	COMPOSITE-5	Total/NA	Solid	3546	
LCS 720-173332/2-A	Lab Control Sample	Total/NA	Solid	3546	
MB 720-173332/1-A	Method Blank	Total/NA	Solid	3546	

Prep Batch: 173335

Lab Sample ID	Client Sample ID	Prep Type	Matrix	Method	Prep Batch
720-62077-28	COMPOSITE-1	Total/NA	Solid	3546	
720-62077-37	COMPOSITE-2	Total/NA	Solid	3546	
720-62077-45	COMPOSITE-3	Total/NA	Solid	3546	
720-62077-54	COMPOSITE-4	Total/NA	Solid	3546	
720-62077-54 MS	COMPOSITE-4	Total/NA	Solid	3546	
720-62077-54 MSD	COMPOSITE-4	Total/NA	Solid	3546	
720-62077-63	COMPOSITE-5	Total/NA	Solid	3546	
LCS 720-173335/2-A	Lab Control Sample	Total/NA	Solid	3546	
MB 720-173335/1-A	Method Blank	Total/NA	Solid	3546	

Analysis Batch: 173393

Lab Sample ID	Client Sample ID	Prep Type	Matrix	Method	Prep Batch
720-62077-37	COMPOSITE-2	Total/NA	Solid	8081A	173335
720-62077-45	COMPOSITE-3	Total/NA	Solid	8081A	173335
720-62077-54	COMPOSITE-4	Total/NA	Solid	8081A	173335
720-62077-54 MS	COMPOSITE-4	Total/NA	Solid	8081A	173335
720-62077-54 MSD	COMPOSITE-4	Total/NA	Solid	8081A	173335
720-62077-63	COMPOSITE-5	Total/NA	Solid	8081A	173335
LCS 720-173335/2-A	Lab Control Sample	Total/NA	Solid	8081A	173335
MB 720-173335/1-A	Method Blank	Total/NA	Solid	8081A	173335

TestAmerica Pleasanton

QC Association Summary

Client: Cornerstone Earth Group
Project/Site: East Bay Bridge Center

TestAmerica Job ID: 720-62077-1

GC Semi VOA (Continued)

Analysis Batch: 173408

Lab Sample ID	Client Sample ID	Prep Type	Matrix	Method	Prep Batch
720-62077-28 MS	COMPOSITE-1	Total/NA	Solid	8082	173332
720-62077-28 MSD	COMPOSITE-1	Total/NA	Solid	8082	173332
720-62077-37	COMPOSITE-2	Total/NA	Solid	8082	173332
LCS 720-173332/2-A	Lab Control Sample	Total/NA	Solid	8082	173332
MB 720-173332/1-A	Method Blank	Total/NA	Solid	8082	173332

Analysis Batch: 173410

Lab Sample ID	Client Sample ID	Prep Type	Matrix	Method	Prep Batch
720-62077-45	COMPOSITE-3	Total/NA	Solid	8082	173332
720-62077-54	COMPOSITE-4	Total/NA	Solid	8082	173332

Analysis Batch: 173412

Lab Sample ID	Client Sample ID	Prep Type	Matrix	Method	Prep Batch
720-62059-A-3-D MS	Matrix Spike	Silica Gel Cleanup	Solid	8015B	173331
720-62059-A-3-E MSD	Matrix Spike Duplicate	Silica Gel Cleanup	Solid	8015B	173331
720-62077-1	EB-4 (4-4.5)	Silica Gel Cleanup	Solid	8015B	173331
720-62077-2	EB-4 (4.5-5)	Silica Gel Cleanup	Solid	8015B	173331
720-62077-4	EB-3 (4.5-5)	Silica Gel Cleanup	Solid	8015B	173331
720-62077-6	EB-2 (4-4.5)	Silica Gel Cleanup	Solid	8015B	173331
720-62077-7	EB-1 (4.5-5)	Silica Gel Cleanup	Solid	8015B	173331
720-62077-8	EB-1 (6-6.5)	Silica Gel Cleanup	Solid	8015B	173331
720-62077-10	EB-10 (4.5-5)	Silica Gel Cleanup	Solid	8015B	173331
720-62077-11	EB-9 (4-4.5)	Silica Gel Cleanup	Solid	8015B	173331

Analysis Batch: 173413

Lab Sample ID	Client Sample ID	Prep Type	Matrix	Method	Prep Batch
720-62077-14	EB-8 (5.5-6)	Silica Gel Cleanup	Solid	8015B	173331
MB 720-173331/1-A	Method Blank	Silica Gel Cleanup	Solid	8015B	173331

Analysis Batch: 173416

Lab Sample ID	Client Sample ID	Prep Type	Matrix	Method	Prep Batch
720-62085-D-1-F MS	Matrix Spike	Silica Gel Cleanup	Solid	8015B	173449
720-62085-D-1-G MSD	Matrix Spike Duplicate	Silica Gel Cleanup	Solid	8015B	173449

Prep Batch: 173449

Lab Sample ID	Client Sample ID	Prep Type	Matrix	Method	Prep Batch
720-62077-15	EB-7 (4-4.5)	Silica Gel Cleanup	Solid	3546	
720-62077-16	EB-7 (4.5-5)	Silica Gel Cleanup	Solid	3546	
720-62077-17	EB-6 (4-4.5)	Silica Gel Cleanup	Solid	3546	
720-62077-18	EB-6 (6-6.5)	Silica Gel Cleanup	Solid	3546	
720-62077-19	EB-5 (3.5-4)	Silica Gel Cleanup	Solid	3546	
720-62077-20	EB-5 (4.5-5)	Silica Gel Cleanup	Solid	3546	
720-62085-D-1-F MS	Matrix Spike	Silica Gel Cleanup	Solid	3546	
720-62085-D-1-G MSD	Matrix Spike Duplicate	Silica Gel Cleanup	Solid	3546	
LCS 720-173449/2-A	Lab Control Sample	Silica Gel Cleanup	Solid	3546	
MB 720-173449/1-A	Method Blank	Silica Gel Cleanup	Solid	3546	

Analysis Batch: 173477

Lab Sample ID	Client Sample ID	Prep Type	Matrix	Method	Prep Batch
720-62077-28	COMPOSITE-1	Total/NA	Solid	8081A	173335

TestAmerica Pleasanton

QC Association Summary

Client: Cornerstone Earth Group
Project/Site: East Bay Bridge Center

TestAmerica Job ID: 720-62077-1

GC Semi VOA (Continued)

Analysis Batch: 173479

Lab Sample ID	Client Sample ID	Prep Type	Matrix	Method	Prep Batch
720-62077-3	EB-3 (4-4.5)	Silica Gel Cleanup	Solid	8015B	173331
720-62077-15	EB-7 (4-4.5)	Silica Gel Cleanup	Solid	8015B	173449
720-62077-16	EB-7 (4.5-5)	Silica Gel Cleanup	Solid	8015B	173449
720-62077-17	EB-6 (4-4.5)	Silica Gel Cleanup	Solid	8015B	173449
720-62077-19	EB-5 (3.5-4)	Silica Gel Cleanup	Solid	8015B	173449

Analysis Batch: 173480

Lab Sample ID	Client Sample ID	Prep Type	Matrix	Method	Prep Batch
720-62077-5	EB-2 (3.5-4)	Silica Gel Cleanup	Solid	8015B	173331
720-62077-9	EB-10 (4-4.5)	Silica Gel Cleanup	Solid	8015B	173331
720-62077-12	EB-9 (4.5-5)	Silica Gel Cleanup	Solid	8015B	173331
720-62077-13	EB-8 (4-4.5)	Silica Gel Cleanup	Solid	8015B	173331

Analysis Batch: 173483

Lab Sample ID	Client Sample ID	Prep Type	Matrix	Method	Prep Batch
720-62077-18	EB-6 (6-6.5)	Silica Gel Cleanup	Solid	8015B	173449
720-62077-20	EB-5 (4.5-5)	Silica Gel Cleanup	Solid	8015B	173449
LCS 720-173449/2-A	Lab Control Sample	Silica Gel Cleanup	Solid	8015B	173449
MB 720-173449/1-A	Method Blank	Silica Gel Cleanup	Solid	8015B	173449

Analysis Batch: 173484

Lab Sample ID	Client Sample ID	Prep Type	Matrix	Method	Prep Batch
LCS 720-173331/2-A	Lab Control Sample	Silica Gel Cleanup	Solid	8015B	173331

Metals

Prep Batch: 173288

Lab Sample ID	Client Sample ID	Prep Type	Matrix	Method	Prep Batch
720-62077-28	COMPOSITE-1	Total/NA	Solid	7471A	
720-62077-37	COMPOSITE-2	Total/NA	Solid	7471A	
720-62077-45	COMPOSITE-3	Total/NA	Solid	7471A	
720-62077-54	COMPOSITE-4	Total/NA	Solid	7471A	
720-62077-63	COMPOSITE-5	Total/NA	Solid	7471A	
720-62089-A-1-D MS	Matrix Spike	Total/NA	Solid	7471A	
720-62089-A-1-E MSD	Matrix Spike Duplicate	Total/NA	Solid	7471A	
LCS 720-173288/2-A	Lab Control Sample	Total/NA	Solid	7471A	
LCSD 720-173288/3-A	Lab Control Sample Dup	Total/NA	Solid	7471A	
MB 720-173288/1-A	Method Blank	Total/NA	Solid	7471A	

Prep Batch: 173387

Lab Sample ID	Client Sample ID	Prep Type	Matrix	Method	Prep Batch
720-62077-28	COMPOSITE-1	Total/NA	Solid	3050B	
720-62077-37	COMPOSITE-2	Total/NA	Solid	3050B	
720-62077-45	COMPOSITE-3	Total/NA	Solid	3050B	
720-62077-54	COMPOSITE-4	Total/NA	Solid	3050B	
720-62077-63	COMPOSITE-5	Total/NA	Solid	3050B	
720-62107-A-10-D MS	Matrix Spike	Total/NA	Solid	3050B	
720-62107-A-10-E MSD	Matrix Spike Duplicate	Total/NA	Solid	3050B	
LCS 720-173387/2-A	Lab Control Sample	Total/NA	Solid	3050B	
LCSD 720-173387/3-A	Lab Control Sample Dup	Total/NA	Solid	3050B	

TestAmerica Pleasanton

QC Association Summary

Client: Cornerstone Earth Group
 Project/Site: East Bay Bridge Center

TestAmerica Job ID: 720-62077-1

Metals (Continued)

Prep Batch: 173387 (Continued)

Lab Sample ID	Client Sample ID	Prep Type	Matrix	Method	Prep Batch
LCSSRM 720-173387/25-A	Lab Control Sample	Total/NA	Solid	3050B	
MB 720-173387/1-A	Method Blank	Total/NA	Solid	3050B	

Analysis Batch: 173429

Lab Sample ID	Client Sample ID	Prep Type	Matrix	Method	Prep Batch
720-62077-28	COMPOSITE-1	Total/NA	Solid	7471A	173288
720-62077-37	COMPOSITE-2	Total/NA	Solid	7471A	173288
720-62077-45	COMPOSITE-3	Total/NA	Solid	7471A	173288
720-62077-54	COMPOSITE-4	Total/NA	Solid	7471A	173288
720-62077-63	COMPOSITE-5	Total/NA	Solid	7471A	173288
720-62089-A-1-D MS	Matrix Spike	Total/NA	Solid	7471A	173288
720-62089-A-1-E MSD	Matrix Spike Duplicate	Total/NA	Solid	7471A	173288
LCS 720-173288/2-A	Lab Control Sample	Total/NA	Solid	7471A	173288
LCSD 720-173288/3-A	Lab Control Sample Dup	Total/NA	Solid	7471A	173288
MB 720-173288/1-A	Method Blank	Total/NA	Solid	7471A	173288

Analysis Batch: 173444

Lab Sample ID	Client Sample ID	Prep Type	Matrix	Method	Prep Batch
720-62107-A-10-D MS	Matrix Spike	Total/NA	Solid	6010B	173387
720-62107-A-10-E MSD	Matrix Spike Duplicate	Total/NA	Solid	6010B	173387
LCS 720-173387/2-A	Lab Control Sample	Total/NA	Solid	6010B	173387
LCSD 720-173387/3-A	Lab Control Sample Dup	Total/NA	Solid	6010B	173387
LCSSRM 720-173387/25-A	Lab Control Sample	Total/NA	Solid	6010B	173387
MB 720-173387/1-A	Method Blank	Total/NA	Solid	6010B	173387

Analysis Batch: 173486

Lab Sample ID	Client Sample ID	Prep Type	Matrix	Method	Prep Batch
720-62077-37	COMPOSITE-2	Total/NA	Solid	6010B	173387
720-62077-45	COMPOSITE-3	Total/NA	Solid	6010B	173387
720-62077-63	COMPOSITE-5	Total/NA	Solid	6010B	173387

Analysis Batch: 173536

Lab Sample ID	Client Sample ID	Prep Type	Matrix	Method	Prep Batch
720-62077-28	COMPOSITE-1	Total/NA	Solid	6010B	173387
720-62077-37	COMPOSITE-2	Total/NA	Solid	6010B	173387
720-62077-45	COMPOSITE-3	Total/NA	Solid	6010B	173387
720-62077-54	COMPOSITE-4	Total/NA	Solid	6010B	173387
720-62077-63	COMPOSITE-5	Total/NA	Solid	6010B	173387

Analysis Batch: 173541

Lab Sample ID	Client Sample ID	Prep Type	Matrix	Method	Prep Batch
720-62077-54	COMPOSITE-4	Total/NA	Solid	6010B	173387

Lab Chronicle

Client: Cornerstone Earth Group
Project/Site: East Bay Bridge Center

TestAmerica Job ID: 720-62077-1

Client Sample ID: EB-4 (4-4.5)

Lab Sample ID: 720-62077-1

Date Collected: 12/23/14 10:54

Matrix: Solid

Date Received: 12/23/14 15:10

Prep Type	Batch Type	Batch Method	Run	Dilution Factor	Batch Number	Prepared or Analyzed	Analyst	Lab
Total/NA	Prep	5035			173183	12/23/14 19:00	LPL	TAL PLS
Total/NA	Analysis	8260B/CA_LUFTMS		1	173167	12/24/14 13:40	ASC	TAL PLS
Silica Gel Cleanup	Prep	3546			173331	12/30/14 09:06	NVP	TAL PLS
Silica Gel Cleanup	Analysis	8015B		20	173412	12/31/14 17:00	DCH	TAL PLS

Client Sample ID: EB-4 (4.5-5)

Lab Sample ID: 720-62077-2

Date Collected: 12/23/14 10:55

Matrix: Solid

Date Received: 12/23/14 15:10

Prep Type	Batch Type	Batch Method	Run	Dilution Factor	Batch Number	Prepared or Analyzed	Analyst	Lab
Silica Gel Cleanup	Prep	3546			173331	12/30/14 09:06	NVP	TAL PLS
Silica Gel Cleanup	Analysis	8015B		20	173412	12/31/14 23:05	DCH	TAL PLS

Client Sample ID: EB-3 (4-4.5)

Lab Sample ID: 720-62077-3

Date Collected: 12/23/14 12:31

Matrix: Solid

Date Received: 12/23/14 15:10

Prep Type	Batch Type	Batch Method	Run	Dilution Factor	Batch Number	Prepared or Analyzed	Analyst	Lab
Total/NA	Prep	5035			173148	12/23/14 19:12	LPL	TAL PLS
Total/NA	Analysis	8260B/CA_LUFTMS		1	173116	12/23/14 21:09	LPL	TAL PLS
Silica Gel Cleanup	Prep	3546			173331	12/30/14 09:06	NVP	TAL PLS
Silica Gel Cleanup	Analysis	8015B		50	173479	01/02/15 11:32	DCH	TAL PLS

Client Sample ID: EB-3 (4.5-5)

Lab Sample ID: 720-62077-4

Date Collected: 12/23/14 12:32

Matrix: Solid

Date Received: 12/23/14 15:10

Prep Type	Batch Type	Batch Method	Run	Dilution Factor	Batch Number	Prepared or Analyzed	Analyst	Lab
Silica Gel Cleanup	Prep	3546			173331	12/30/14 09:06	NVP	TAL PLS
Silica Gel Cleanup	Analysis	8015B		1	173412	12/31/14 16:36	DCH	TAL PLS

Client Sample ID: EB-2 (3.5-4)

Lab Sample ID: 720-62077-5

Date Collected: 12/23/14 12:21

Matrix: Solid

Date Received: 12/23/14 15:10

Prep Type	Batch Type	Batch Method	Run	Dilution Factor	Batch Number	Prepared or Analyzed	Analyst	Lab
Total/NA	Prep	5035			173148	12/23/14 19:12	LPL	TAL PLS
Total/NA	Analysis	8260B/CA_LUFTMS		1	173116	12/23/14 21:37	LPL	TAL PLS
Silica Gel Cleanup	Prep	3546			173331	12/30/14 09:06	NVP	TAL PLS
Silica Gel Cleanup	Analysis	8015B		5	173480	01/02/15 10:19	DCH	TAL PLS

TestAmerica Pleasanton

Lab Chronicle

Client: Cornerstone Earth Group
Project/Site: East Bay Bridge Center

TestAmerica Job ID: 720-62077-1

Client Sample ID: EB-2 (4-4.5)

Lab Sample ID: 720-62077-6

Date Collected: 12/23/14 12:22

Matrix: Solid

Date Received: 12/23/14 15:10

Prep Type	Batch Type	Batch Method	Run	Dilution Factor	Batch Number	Prepared or Analyzed	Analyst	Lab
Silica Gel Cleanup	Prep	3546			173331	12/30/14 09:06	NVP	TAL PLS
Silica Gel Cleanup	Analysis	8015B		1	173412	12/31/14 16:12	DCH	TAL PLS

Client Sample ID: EB-1 (4.5-5)

Lab Sample ID: 720-62077-7

Date Collected: 12/23/14 13:11

Matrix: Solid

Date Received: 12/23/14 15:10

Prep Type	Batch Type	Batch Method	Run	Dilution Factor	Batch Number	Prepared or Analyzed	Analyst	Lab
Total/NA	Prep	5035			173148	12/23/14 19:12	LPL	TAL PLS
Total/NA	Analysis	8260B/CA_LUFTMS		1	173116	12/23/14 22:06	LPL	TAL PLS
Silica Gel Cleanup	Prep	3546			173331	12/30/14 09:06	NVP	TAL PLS
Silica Gel Cleanup	Analysis	8015B		20	173412	12/31/14 22:16	DCH	TAL PLS

Client Sample ID: EB-1 (6-6.5)

Lab Sample ID: 720-62077-8

Date Collected: 12/23/14 13:12

Matrix: Solid

Date Received: 12/23/14 15:10

Prep Type	Batch Type	Batch Method	Run	Dilution Factor	Batch Number	Prepared or Analyzed	Analyst	Lab
Silica Gel Cleanup	Prep	3546			173331	12/30/14 09:06	NVP	TAL PLS
Silica Gel Cleanup	Analysis	8015B		5	173412	12/31/14 21:28	DCH	TAL PLS

Client Sample ID: EB-10 (4-4.5)

Lab Sample ID: 720-62077-9

Date Collected: 12/23/14 09:40

Matrix: Solid

Date Received: 12/23/14 15:10

Prep Type	Batch Type	Batch Method	Run	Dilution Factor	Batch Number	Prepared or Analyzed	Analyst	Lab
Total/NA	Prep	5035			173148	12/23/14 19:12	LPL	TAL PLS
Total/NA	Analysis	8260B/CA_LUFTMS		1	173116	12/23/14 22:34	LPL	TAL PLS
Silica Gel Cleanup	Prep	3546			173331	12/30/14 09:06	NVP	TAL PLS
Silica Gel Cleanup	Analysis	8015B		2	173480	01/02/15 09:55	DCH	TAL PLS

Client Sample ID: EB-10 (4.5-5)

Lab Sample ID: 720-62077-10

Date Collected: 12/23/14 09:42

Matrix: Solid

Date Received: 12/23/14 15:10

Prep Type	Batch Type	Batch Method	Run	Dilution Factor	Batch Number	Prepared or Analyzed	Analyst	Lab
Silica Gel Cleanup	Prep	3546			173331	12/30/14 09:06	NVP	TAL PLS
Silica Gel Cleanup	Analysis	8015B		5	173412	12/31/14 22:40	DCH	TAL PLS

Lab Chronicle

Client: Cornerstone Earth Group
Project/Site: East Bay Bridge Center

TestAmerica Job ID: 720-62077-1

Client Sample ID: EB-9 (4-4.5)

Lab Sample ID: 720-62077-11

Date Collected: 12/23/14 09:55

Matrix: Solid

Date Received: 12/23/14 15:10

Prep Type	Batch Type	Batch Method	Run	Dilution Factor	Batch Number	Prepared or Analyzed	Analyst	Lab
Total/NA	Prep	5035			173148	12/23/14 19:12	LPL	TAL PLS
Total/NA	Analysis	8260B/CA_LUFTMS		1	173116	12/23/14 23:02	LPL	TAL PLS
Silica Gel Cleanup	Prep	3546			173331	12/30/14 09:06	NVP	TAL PLS
Silica Gel Cleanup	Analysis	8015B		2	173412	12/31/14 21:52	DCH	TAL PLS

Client Sample ID: EB-9 (4.5-5)

Lab Sample ID: 720-62077-12

Date Collected: 12/23/14 09:58

Matrix: Solid

Date Received: 12/23/14 15:10

Prep Type	Batch Type	Batch Method	Run	Dilution Factor	Batch Number	Prepared or Analyzed	Analyst	Lab
Silica Gel Cleanup	Prep	3546			173331	12/30/14 09:06	NVP	TAL PLS
Silica Gel Cleanup	Analysis	8015B		10	173480	01/02/15 10:44	DCH	TAL PLS

Client Sample ID: EB-8 (4-4.5)

Lab Sample ID: 720-62077-13

Date Collected: 12/23/14 10:20

Matrix: Solid

Date Received: 12/23/14 15:10

Prep Type	Batch Type	Batch Method	Run	Dilution Factor	Batch Number	Prepared or Analyzed	Analyst	Lab
Total/NA	Prep	5035			173148	12/23/14 19:12	LPL	TAL PLS
Total/NA	Analysis	8260B/CA_LUFTMS		1	173116	12/23/14 23:30	LPL	TAL PLS
Silica Gel Cleanup	Prep	3546			173331	12/30/14 09:06	NVP	TAL PLS
Silica Gel Cleanup	Analysis	8015B		5	173480	01/02/15 11:08	DCH	TAL PLS

Client Sample ID: EB-8 (5.5-6)

Lab Sample ID: 720-62077-14

Date Collected: 12/23/14 10:23

Matrix: Solid

Date Received: 12/23/14 15:10

Prep Type	Batch Type	Batch Method	Run	Dilution Factor	Batch Number	Prepared or Analyzed	Analyst	Lab
Silica Gel Cleanup	Prep	3546			173331	12/30/14 09:06	NVP	TAL PLS
Silica Gel Cleanup	Analysis	8015B		1	173413	12/31/14 15:23	DCH	TAL PLS

Client Sample ID: EB-7 (4-4.5)

Lab Sample ID: 720-62077-15

Date Collected: 12/23/14 10:40

Matrix: Solid

Date Received: 12/23/14 15:10

Prep Type	Batch Type	Batch Method	Run	Dilution Factor	Batch Number	Prepared or Analyzed	Analyst	Lab
Total/NA	Prep	5035			173148	12/23/14 19:12	LPL	TAL PLS
Total/NA	Analysis	8260B/CA_LUFTMS		1	173116	12/23/14 23:58	LPL	TAL PLS
Silica Gel Cleanup	Prep	3546			173449	12/31/14 11:50	DFR	TAL PLS
Silica Gel Cleanup	Analysis	8015B		5	173479	01/02/15 10:44	DCH	TAL PLS

TestAmerica Pleasanton

Lab Chronicle

Client: Cornerstone Earth Group
Project/Site: East Bay Bridge Center

TestAmerica Job ID: 720-62077-1

Client Sample ID: EB-7 (4.5-5)

Lab Sample ID: 720-62077-16

Date Collected: 12/23/14 10:42

Matrix: Solid

Date Received: 12/23/14 15:10

Prep Type	Batch Type	Batch Method	Run	Dilution Factor	Batch Number	Prepared or Analyzed	Analyst	Lab
Silica Gel Cleanup	Prep	3546			173449	12/31/14 11:50	DFR	TAL PLS
Silica Gel Cleanup	Analysis	8015B		5	173479	01/02/15 11:08	DCH	TAL PLS

Client Sample ID: EB-6 (4-4.5)

Lab Sample ID: 720-62077-17

Date Collected: 12/23/14 10:21

Matrix: Solid

Date Received: 12/23/14 15:10

Prep Type	Batch Type	Batch Method	Run	Dilution Factor	Batch Number	Prepared or Analyzed	Analyst	Lab
Total/NA	Prep	5035			173183	12/23/14 19:00	LPL	TAL PLS
Total/NA	Analysis	8260B/CA_LUFTMS		1	173167	12/24/14 14:38	ASC	TAL PLS
Silica Gel Cleanup	Prep	3546			173449	12/31/14 11:50	DFR	TAL PLS
Silica Gel Cleanup	Analysis	8015B		3	173479	01/02/15 09:55	DCH	TAL PLS

Client Sample ID: EB-6 (6-6.5)

Lab Sample ID: 720-62077-18

Date Collected: 12/23/14 10:22

Matrix: Solid

Date Received: 12/23/14 15:10

Prep Type	Batch Type	Batch Method	Run	Dilution Factor	Batch Number	Prepared or Analyzed	Analyst	Lab
Silica Gel Cleanup	Prep	3546			173449	12/31/14 11:50	DFR	TAL PLS
Silica Gel Cleanup	Analysis	8015B		1	173483	01/02/15 10:14	DCH	TAL PLS

Client Sample ID: EB-5 (3.5-4)

Lab Sample ID: 720-62077-19

Date Collected: 12/23/14 12:12

Matrix: Solid

Date Received: 12/23/14 15:10

Prep Type	Batch Type	Batch Method	Run	Dilution Factor	Batch Number	Prepared or Analyzed	Analyst	Lab
Total/NA	Prep	5035			173183	12/23/14 19:00	LPL	TAL PLS
Total/NA	Analysis	8260B/CA_LUFTMS		1	173167	12/24/14 15:07	ASC	TAL PLS
Silica Gel Cleanup	Prep	3546			173449	12/31/14 11:50	DFR	TAL PLS
Silica Gel Cleanup	Analysis	8015B		2	173479	01/02/15 10:19	DCH	TAL PLS

Client Sample ID: EB-5 (4.5-5)

Lab Sample ID: 720-62077-20

Date Collected: 12/23/14 12:13

Matrix: Solid

Date Received: 12/23/14 15:10

Prep Type	Batch Type	Batch Method	Run	Dilution Factor	Batch Number	Prepared or Analyzed	Analyst	Lab
Silica Gel Cleanup	Prep	3546			173449	12/31/14 11:50	DFR	TAL PLS
Silica Gel Cleanup	Analysis	8015B		1	173483	01/02/15 10:43	DCH	TAL PLS

Lab Chronicle

Client: Cornerstone Earth Group
Project/Site: East Bay Bridge Center

TestAmerica Job ID: 720-62077-1

Client Sample ID: COMPOSITE-1

Lab Sample ID: 720-62077-28

Date Collected: 12/23/14 12:20

Matrix: Solid

Date Received: 12/23/14 15:10

Prep Type	Batch Type	Batch Method	Run	Dilution Factor	Batch Number	Prepared or Analyzed	Analyst	Lab
Total/NA	Prep	3546			173327	12/30/14 08:54	DFR	TAL PLS
Total/NA	Analysis	8270C SIM		10	173451	12/31/14 22:46	MQL	TAL PLS
Total/NA	Prep	3546			173335	12/30/14 09:10	AFM	TAL PLS
Total/NA	Analysis	8081A		5	173477	01/01/15 09:39	JZT	TAL PLS
Total/NA	Prep	3546			173332	12/30/14 09:10	AFM	TAL PLS
Total/NA	Analysis	8082		1	173322	12/31/14 01:57	DCH	TAL PLS
Total/NA	Prep	3050B			173387	12/30/14 16:20	ASB	TAL PLS
Total/NA	Analysis	6010B		1	173536	01/02/15 15:59	EFH	TAL PLS
Total/NA	Prep	7471A			173288	12/29/14 16:37	ASB	TAL PLS
Total/NA	Analysis	7471A		1	173429	12/31/14 09:49	EFH	TAL PLS

Client Sample ID: COMPOSITE-2

Lab Sample ID: 720-62077-37

Date Collected: 12/23/14 10:50

Matrix: Solid

Date Received: 12/23/14 15:10

Prep Type	Batch Type	Batch Method	Run	Dilution Factor	Batch Number	Prepared or Analyzed	Analyst	Lab
Total/NA	Prep	3546			173327	12/30/14 08:54	DFR	TAL PLS
Total/NA	Analysis	8270C SIM		10	173451	12/31/14 14:18	MQL	TAL PLS
Total/NA	Prep	3546			173335	12/30/14 09:10	AFM	TAL PLS
Total/NA	Analysis	8081A		5	173393	12/31/14 11:32	JZT	TAL PLS
Total/NA	Prep	3546			173332	12/30/14 09:10	AFM	TAL PLS
Total/NA	Analysis	8082		1	173408	12/31/14 11:29	DCH	TAL PLS
Total/NA	Prep	3050B			173387	12/30/14 16:20	ASB	TAL PLS
Total/NA	Analysis	6010B		4	173486	12/31/14 21:54	SLK	TAL PLS
Total/NA	Prep	3050B			173387	12/30/14 16:20	ASB	TAL PLS
Total/NA	Analysis	6010B		4	173536	01/02/15 16:04	EFH	TAL PLS
Total/NA	Prep	7471A			173288	12/29/14 16:37	ASB	TAL PLS
Total/NA	Analysis	7471A		1	173429	12/31/14 09:52	EFH	TAL PLS

Client Sample ID: COMPOSITE-3

Lab Sample ID: 720-62077-45

Date Collected: 12/23/14 10:20

Matrix: Solid

Date Received: 12/23/14 15:10

Prep Type	Batch Type	Batch Method	Run	Dilution Factor	Batch Number	Prepared or Analyzed	Analyst	Lab
Total/NA	Prep	3546			173327	12/30/14 08:54	DFR	TAL PLS
Total/NA	Analysis	8270C SIM		5	173451	12/31/14 22:00	MQL	TAL PLS
Total/NA	Prep	3546			173335	12/30/14 09:10	AFM	TAL PLS
Total/NA	Analysis	8081A		5	173393	12/31/14 11:48	JZT	TAL PLS
Total/NA	Prep	3546			173332	12/30/14 09:10	AFM	TAL PLS
Total/NA	Analysis	8082		1	173410	12/31/14 11:29	DCH	TAL PLS
Total/NA	Prep	3050B			173387	12/30/14 16:20	ASB	TAL PLS
Total/NA	Analysis	6010B		4	173486	12/31/14 21:59	SLK	TAL PLS
Total/NA	Prep	3050B			173387	12/30/14 16:20	ASB	TAL PLS

TestAmerica Pleasanton

Lab Chronicle

Client: Cornerstone Earth Group
Project/Site: East Bay Bridge Center

TestAmerica Job ID: 720-62077-1

Client Sample ID: COMPOSITE-3

Lab Sample ID: 720-62077-45

Date Collected: 12/23/14 10:20

Matrix: Solid

Date Received: 12/23/14 15:10

Prep Type	Batch Type	Batch Method	Run	Dilution Factor	Batch Number	Prepared or Analyzed	Analyst	Lab
Total/NA	Analysis	6010B		4	173536	01/02/15 16:09	EFH	TAL PLS
Total/NA	Prep	7471A			173288	12/29/14 16:37	ASB	TAL PLS
Total/NA	Analysis	7471A		1	173429	12/31/14 09:59	EFH	TAL PLS

Client Sample ID: COMPOSITE-4

Lab Sample ID: 720-62077-54

Date Collected: 12/23/14 10:20

Matrix: Solid

Date Received: 12/23/14 15:10

Prep Type	Batch Type	Batch Method	Run	Dilution Factor	Batch Number	Prepared or Analyzed	Analyst	Lab
Total/NA	Prep	3546			173327	12/30/14 08:54	DFR	TAL PLS
Total/NA	Analysis	8270C SIM		5	173451	12/31/14 21:37	MQL	TAL PLS
Total/NA	Prep	3546			173335	12/30/14 09:10	AFM	TAL PLS
Total/NA	Analysis	8081A		5	173393	12/31/14 10:58	JZT	TAL PLS
Total/NA	Prep	3546			173332	12/30/14 09:10	AFM	TAL PLS
Total/NA	Analysis	8082		1	173410	12/31/14 11:45	DCH	TAL PLS
Total/NA	Prep	3050B			173387	12/30/14 16:20	ASB	TAL PLS
Total/NA	Analysis	6010B		1	173541	01/02/15 17:26	EFH	TAL PLS
Total/NA	Prep	3050B			173387	12/30/14 16:20	ASB	TAL PLS
Total/NA	Analysis	6010B		1	173536	01/02/15 16:14	EFH	TAL PLS
Total/NA	Prep	7471A			173288	12/29/14 16:37	ASB	TAL PLS
Total/NA	Analysis	7471A		1	173429	12/31/14 10:02	EFH	TAL PLS

Client Sample ID: COMPOSITE-5

Lab Sample ID: 720-62077-63

Date Collected: 12/23/14 09:40

Matrix: Solid

Date Received: 12/23/14 15:10

Prep Type	Batch Type	Batch Method	Run	Dilution Factor	Batch Number	Prepared or Analyzed	Analyst	Lab
Total/NA	Prep	3546			173327	12/30/14 08:54	DFR	TAL PLS
Total/NA	Analysis	8270C SIM		10	173451	12/31/14 22:23	MQL	TAL PLS
Total/NA	Prep	3546			173335	12/30/14 09:10	AFM	TAL PLS
Total/NA	Analysis	8081A		5	173393	12/31/14 12:05	JZT	TAL PLS
Total/NA	Prep	3546			173332	12/30/14 09:10	AFM	TAL PLS
Total/NA	Analysis	8082		1	173322	12/31/14 03:03	DCH	TAL PLS
Total/NA	Prep	3050B			173387	12/30/14 16:20	ASB	TAL PLS
Total/NA	Analysis	6010B		4	173486	12/31/14 22:08	SLK	TAL PLS
Total/NA	Prep	3050B			173387	12/30/14 16:20	ASB	TAL PLS
Total/NA	Analysis	6010B		4	173536	01/02/15 16:19	EFH	TAL PLS
Total/NA	Prep	7471A			173288	12/29/14 16:37	ASB	TAL PLS
Total/NA	Analysis	7471A		1	173429	12/31/14 10:04	EFH	TAL PLS

Laboratory References:

TAL PLS = TestAmerica Pleasanton, 1220 Quarry Lane, Pleasanton, CA 94566, TEL (925)484-1919

Certification Summary

Client: Cornerstone Earth Group
Project/Site: East Bay Bridge Center

TestAmerica Job ID: 720-62077-1

Laboratory: TestAmerica Pleasanton

Unless otherwise noted, all analytes for this laboratory were covered under each certification below.

Authority	Program	EPA Region	Certification ID	Expiration Date
California	State Program	9	2496	01-31-16

Analysis Method	Prep Method	Matrix	Analyte
-----------------	-------------	--------	---------

- 1
- 2
- 3
- 4
- 5
- 6
- 7
- 8
- 9
- 10
- 11
- 12
- 13
- 14

Method Summary

Client: Cornerstone Earth Group
Project/Site: East Bay Bridge Center

TestAmerica Job ID: 720-62077-1

Method	Method Description	Protocol	Laboratory
8260B/CA_LUFTM S	8260B / CA LUFT MS	SW846	TAL PLS
8270C SIM	PAHs by GCMS (SIM)	SW846	TAL PLS
8015B	Diesel Range Organics (DRO) (GC)	SW846	TAL PLS
8081A	Organochlorine Pesticides (GC)	SW846	TAL PLS
8082	Polychlorinated Biphenyls (PCBs) by Gas Chromatography	SW846	TAL PLS
6010B	Metals (ICP)	SW846	TAL PLS
7471A	Mercury (CVAA)	SW846	TAL PLS

Protocol References:

SW846 = "Test Methods For Evaluating Solid Waste, Physical/Chemical Methods", Third Edition, November 1986 And Its Updates.

Laboratory References:

TAL PLS = TestAmerica Pleasanton, 1220 Quarry Lane, Pleasanton, CA 94566, TEL (925)484-1919



Sample Summary

Client: Cornerstone Earth Group
Project/Site: East Bay Bridge Center

TestAmerica Job ID: 720-62077-1

Lab Sample ID	Client Sample ID	Matrix	Collected	Received
720-62077-1	EB-4 (4-4.5)	Solid	12/23/14 10:54	12/23/14 15:10
720-62077-2	EB-4 (4.5-5)	Solid	12/23/14 10:55	12/23/14 15:10
720-62077-3	EB-3 (4-4.5)	Solid	12/23/14 12:31	12/23/14 15:10
720-62077-4	EB-3 (4.5-5)	Solid	12/23/14 12:32	12/23/14 15:10
720-62077-5	EB-2 (3.5-4)	Solid	12/23/14 12:21	12/23/14 15:10
720-62077-6	EB-2 (4-4.5)	Solid	12/23/14 12:22	12/23/14 15:10
720-62077-7	EB-1 (4.5-5)	Solid	12/23/14 13:11	12/23/14 15:10
720-62077-8	EB-1 (6-6.5)	Solid	12/23/14 13:12	12/23/14 15:10
720-62077-9	EB-10 (4-4.5)	Solid	12/23/14 09:40	12/23/14 15:10
720-62077-10	EB-10 (4.5-5)	Solid	12/23/14 09:42	12/23/14 15:10
720-62077-11	EB-9 (4-4.5)	Solid	12/23/14 09:55	12/23/14 15:10
720-62077-12	EB-9 (4.5-5)	Solid	12/23/14 09:58	12/23/14 15:10
720-62077-13	EB-8 (4-4.5)	Solid	12/23/14 10:20	12/23/14 15:10
720-62077-14	EB-8 (5.5-6)	Solid	12/23/14 10:23	12/23/14 15:10
720-62077-15	EB-7 (4-4.5)	Solid	12/23/14 10:40	12/23/14 15:10
720-62077-16	EB-7 (4.5-5)	Solid	12/23/14 10:42	12/23/14 15:10
720-62077-17	EB-6 (4-4.5)	Solid	12/23/14 10:21	12/23/14 15:10
720-62077-18	EB-6 (6-6.5)	Solid	12/23/14 10:22	12/23/14 15:10
720-62077-19	EB-5 (3.5-4)	Solid	12/23/14 12:12	12/23/14 15:10
720-62077-20	EB-5 (4.5-5)	Solid	12/23/14 12:13	12/23/14 15:10
720-62077-28	COMPOSITE-1	Solid	12/23/14 12:20	12/23/14 15:10
720-62077-37	COMPOSITE-2	Solid	12/23/14 10:50	12/23/14 15:10
720-62077-45	COMPOSITE-3	Solid	12/23/14 10:20	12/23/14 15:10
720-62077-54	COMPOSITE-4	Solid	12/23/14 10:20	12/23/14 15:10
720-62077-63	COMPOSITE-5	Solid	12/23/14 09:40	12/23/14 15:10



CORNERSTONE EARTH GROUP

720-62077

Chain of Custody Record

158434

Project Manager: Chris Heiny
 Analysis Turnaround Time
 TAT if different from Below
 1 week
 3 days
 2 days
 1 day
 Site: Emeryville
 Project Number: 371-5-2

Sample Identification	Sample Date	Sample Time	% Sample Type	Matrix	# of Cont.	Filtered Sample	Lab Contact	Carrier	COC No:	Laboratory's Job No.
EB-4 (4.4.5)	12/23/14	LINEAR	LINEAR	soil	4	XXXX	TPHcd/w/Silica		1	of 2 COCs
EB-4 (4.5-5)		LINEAR	LINEAR	soil	1	XXXX	TPH _g /NO _x s			
EB-3 (4.4.5)		LINEAR	LINEAR	soil	4	XXXX				
EB-3 (4.5-5)		LINEAR	LINEAR	soil	1	XXXX				
EB-2 (3.5-4)		LINEAR	LINEAR	soil	4	XX				
EB-2 (4.4.5)		LINEAR	LINEAR	soil	1	XX				
EB-1 (4.5-5)		LINEAR	LINEAR	soil	4	XX				
EB-1 (6-6.5)		LINEAR	LINEAR	soil	1	X				

1 2 3 4 5 6 7 8

Preservation Used: 1=Ice, 2=HCl, 3=H2SO4, 4=HNO3, 5=NaOH, 6=Other

Possible Hazard Identification
 Non-Hazard Flammable Skin Irritant Poison B Unknown

Special Instructions/QC Requirements & Comments:


Relinquished by: Sarah Kuhn Company: CEG Date/Time: 1/23/14
 Relinquished by: Sarah Kuhn Company: CEG Date/Time: 1/23/14
 Relinquished by: Company: Date/Time:

Received by: Sarah Kuhn Company: CEG Date/Time: 1/23/14
 Received by: Sarah Kuhn Company: CEG Date/Time: 1/23/14
 Received by: Company: Date/Time:

Sample Disposal
 Return To Client Disposal By Lab Archive For Months

Laboratory's Sample Specific Notes:
 720-62077 Chain of Custody

4.32



Chain of Custody Record

720-62077

Cornerstone Earth Group, Inc. 1259 Oakmead Pkwy Sunnyvale, California 94085 (408) 245-4600 Phone (408) 245-4620 FAX Project Name: East Bay Bridge Center Site: Emeryville Project Number: 371-5-2		Project Manager: Chris Heury Analysis Turnaround Time TAT if different from Below <input type="checkbox"/> 1 week <input type="checkbox"/> 3 days <input type="checkbox"/> 2 days <input type="checkbox"/> 1 day	Site Sampler: Randall Bletcher Lab Contact: Carrier: COC No: <u>7</u> of <u>7</u> COCs Laboratory's Job No.
---	--	--	---

9
10
11
12
13
14
15
16
17
18
19
20

Sample Identification	Sample Date	Sample Time	Sample Type	Matrix	# of Cont.	Filtered Sample	Sample Disposal
EB-10 (4-4-5)	12/23/14	9:40	LINER SOIL		4	TPH/10 w/ silica TPH/10/NaCl	
EB-10 (4-5-5)		9:42	LINER		1	X	
EB-9 (4-4-5)		9:55	LINER		4	X	
EB-9 (4.5-5)		9:58	LINER		1	X	
EB-8 (4-4-5)		10:20	LINER		4	X	
EB-8 (5.5-6)		10:23	LINER		1	X	
EB-7 (4-4-5)		10:40	LINER		4	X	
EB-7 (4.5-5)		10:42	LINER		1	X	
EB-6 (4-4-5)		10:21	LINER		4	X	
EB-6 (6-6-5)		10:22	LINER		1	X	
EB-5 (3.5-4)		12:12	LINER		4	X	
EB-5 (1.5-5)		12:13	LINER		1	X	

Preservation Used: 1= Ice, 2= HCl; 3= H2SO4; 4= HNO3; 5= NaOH; 6= Other

Possible Hazard Identification
 Non-Hazard Flammable Skin Irritant Poison B Unknown

Special Instructions/QC Requirements & Comments:

Relinquished by: <u>Smith Knud</u>	Company: <u>CEG</u>	Date/Time: <u>12/23/14</u>	Received by: <u>Tom Weller</u>	Company: <u>CEG</u>	Date/Time: <u>12-23-14 1510</u>
Relinquished by:	Company:	Date/Time:	Received by:	Company:	Date/Time:
Relinquished by:	Company:	Date/Time:	Received by:	Company:	Date/Time:

Cornerstone Earth Group, Inc.
 1259 Oakmead Pkwy
 Sunnyvale, California 94085
 (408) 245-4600 Phone
 (408) 245-4620 FAX
 Project Name: East Bay Bridge Center
 Site: Emeryville
 Project Number: 371-5-2

Project Manager: Chris Heiny
 Analysis Turnaround Time
 TAT if different from Below
 1 week
 3 days
 2 days
 1 day

Site Sampler: Randall Blechner
 Lab Contact:
 Carrier:
 COC No: 3 of 7 COCs
 Laboratory's Job No.

Sample Identification	Sample Date	Sample Time	Sample Type	Matrix	# of Cont.	Filtered Sample	Carrier	Laboratory's Sample Specific Notes
21 EB-2 (3-3.S)*	12/23/14	1220	LIME	SOIL	1	CAM 17 Metals PAHs (4270ugm) OCPS/PCBS TPH/VOCs		
22 EB-2 (4-6.S)		1223						HOLD
23 EB-2 (8-8.S)		1224						HOLD
24 EB-2 (9.5-10)		1225						HOLD
25 EB-1 (4-4.S)*		1310						HOLD
26 EB-1 (8-8.S)		1314						HOLD
27 EB-1 (9.5-10)		1315						HOLD
28 Composite-1								

Preservation Used: 1= Ice, 2= HCl; 3= H2SO4; 4= HNO3; 5= NaOH; 6= Other _____

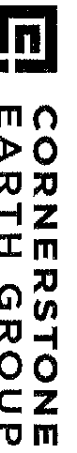
Possible Hazard Identification
 Non-Hazard Flammable Skin Irritant Poison B Unknown

Special Instructions/QC Requirements & Comments:

*Composite EB-2 (3-3.S) and EB-1 (4-4.S) into composite-1

Relinquished by: Donna Kunkle Company: CEG Date/Time: 12/23/14
 Relinquished by: Donna Kunkle Company: CEG Date/Time: 1/10
 Relinquished by: _____ Company: _____ Date/Time: _____

Received by: Donna Kunkle Company: CEG Date/Time: 12-23-14 1510
 Received by: _____ Company: _____ Date/Time: _____



Chain of Custody Record

720-62077

Cornerstone Earth Group, Inc.
 1259 Oakmead Pkwy
 Sunnyvale, California 94085
 (408) 245-4600 Phone
 (408) 245-4620 FAX
 Project Name: East Bay Bridge Center
 Site: Emeryville
 Project Number: 371-5-2

Project Manager: Chris Henry
 Analysis Turnaround Time

TAT if different from below:
 1 week
 3 days
 2 days
 1 day

Site Sampler: Randall Bleichner
 Lab Contact:
 Carrier:
 COC No: 4 of 7 COCs
 Laboratory's Job No.

Sample Identification	Sample Date	Sample Time	Sample Type	Matrix	# of Cont.	Filtered Sample	Carrier	COC No.
EB-4 (3.5-4) *	12/23/14	1050	INNER	SOIL	1	CAM 17 Metals PAHs (270 sm) OCPs / PCBs Tetra / Vocs		4 of 7 COCs
EB-4 (6-6.5)		1053						HOLD
EB-4 (8-8.5)		1055						HOLD
EB-4 (9.5-10)		1056						HOLD
EB-3 (3.5-4) *		1236						HOLD
EB-3 (6-6.5)		1234						HOLD
EB-3 (8-8.5)		1235						HOLD
EB-3 (9.5-10)		1237						HOLD
COMPOSITE-2								

Preservation Used: 1=Ice, 2=HCl, 3=H2SO4, 4=HNO3, 5=NaOH, 6=Other

Possible Hazard Identification:
 Non-Hazard Flammable Skin Irritant Poison B Unknown

Special Instructions/QC Requirements & Comments:
 (Composite EB-4 (3.5-4) and EB-3 (3.5-4)) into composite 2

Relinquished by: *Sam Kru* Company: *CECS* Date/Time: *12/23/14* Received by: *Jovan Miller* Company: *toffini* Date/Time: *12-23-14 1510*

Relinquished by: Company: Date/Time: Received by: Company: Date/Time:

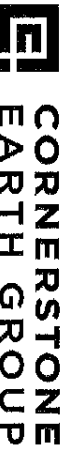
Relinquished by: Company: Date/Time: Received by: Company: Date/Time:

Handwritten notes: 39, 30, 31, 32, 33, 34, 35, 36, 37, 38, 39, 12/23/14

Vertical scale: 1, 2, 3, 4, 5, 6, 7, 8, 9, 10, 11, 12, 13, 14

720-62077

Cornerstone Earth Group, Inc. 1299 Oakmead Pkwy Sunnyvale, California 94085 (408) 245-4600 Project Name: East Bay Bridge Center Site: Emeryville Project Number: 371-5-2		Project Manager: Chris Heiny		Site Sampler: Randall Blechner		Carrier:		COC No: <u>6</u> of <u>7</u> COCs Laboratory's Job No.	
Analysis Turnaround Time		TAT if different from Below		Filtered Sample		CAM 17 Metals		Laboratory's Sample Specific Notes:	
<input type="checkbox"/> 1 week <input type="checkbox"/> 3 days <input type="checkbox"/> 2 days <input type="checkbox"/> 1 day		Sample Date		Sample Time		Sample Type		Matrix	
<input type="checkbox"/> 1 week <input type="checkbox"/> 3 days <input type="checkbox"/> 2 days <input type="checkbox"/> 1 day		12/23/14		1020		LINEZ		Coil	
<input type="checkbox"/> 1 week <input type="checkbox"/> 3 days <input type="checkbox"/> 2 days <input type="checkbox"/> 1 day		1025		1026		1027		1028	
<input type="checkbox"/> 1 week <input type="checkbox"/> 3 days <input type="checkbox"/> 2 days <input type="checkbox"/> 1 day		1043		1046		1048		1049	
<input type="checkbox"/> 1 week <input type="checkbox"/> 3 days <input type="checkbox"/> 2 days <input type="checkbox"/> 1 day		1045		1046		1048		1049	
<input type="checkbox"/> 1 week <input type="checkbox"/> 3 days <input type="checkbox"/> 2 days <input type="checkbox"/> 1 day		1048		1049		1050		1051	
<input type="checkbox"/> 1 week <input type="checkbox"/> 3 days <input type="checkbox"/> 2 days <input type="checkbox"/> 1 day		1049		1050		1051		1052	
<input type="checkbox"/> 1 week <input type="checkbox"/> 3 days <input type="checkbox"/> 2 days <input type="checkbox"/> 1 day		1050		1051		1052		1053	
<input type="checkbox"/> 1 week <input type="checkbox"/> 3 days <input type="checkbox"/> 2 days <input type="checkbox"/> 1 day		1051		1052		1053		1054	
<input type="checkbox"/> 1 week <input type="checkbox"/> 3 days <input type="checkbox"/> 2 days <input type="checkbox"/> 1 day		1052		1053		1054		1055	
<input type="checkbox"/> 1 week <input type="checkbox"/> 3 days <input type="checkbox"/> 2 days <input type="checkbox"/> 1 day		1053		1054		1055		1056	
<input type="checkbox"/> 1 week <input type="checkbox"/> 3 days <input type="checkbox"/> 2 days <input type="checkbox"/> 1 day		1054		1055		1056		1057	
<input type="checkbox"/> 1 week <input type="checkbox"/> 3 days <input type="checkbox"/> 2 days <input type="checkbox"/> 1 day		1055		1056		1057		1058	
<input type="checkbox"/> 1 week <input type="checkbox"/> 3 days <input type="checkbox"/> 2 days <input type="checkbox"/> 1 day		1056		1057		1058		1059	
<input type="checkbox"/> 1 week <input type="checkbox"/> 3 days <input type="checkbox"/> 2 days <input type="checkbox"/> 1 day		1057		1058		1059		1060	
<input type="checkbox"/> 1 week <input type="checkbox"/> 3 days <input type="checkbox"/> 2 days <input type="checkbox"/> 1 day		1058		1059		1060		1061	
<input type="checkbox"/> 1 week <input type="checkbox"/> 3 days <input type="checkbox"/> 2 days <input type="checkbox"/> 1 day		1059		1060		1061		1062	
<input type="checkbox"/> 1 week <input type="checkbox"/> 3 days <input type="checkbox"/> 2 days <input type="checkbox"/> 1 day		1060		1061		1062		1063	
<input type="checkbox"/> 1 week <input type="checkbox"/> 3 days <input type="checkbox"/> 2 days <input type="checkbox"/> 1 day		1061		1062		1063		1064	
<input type="checkbox"/> 1 week <input type="checkbox"/> 3 days <input type="checkbox"/> 2 days <input type="checkbox"/> 1 day		1062		1063		1064		1065	
<input type="checkbox"/> 1 week <input type="checkbox"/> 3 days <input type="checkbox"/> 2 days <input type="checkbox"/> 1 day		1063		1064		1065		1066	
<input type="checkbox"/> 1 week <input type="checkbox"/> 3 days <input type="checkbox"/> 2 days <input type="checkbox"/> 1 day		1064		1065		1066		1067	
<input type="checkbox"/> 1 week <input type="checkbox"/> 3 days <input type="checkbox"/> 2 days <input type="checkbox"/> 1 day		1065		1066		1067		1068	
<input type="checkbox"/> 1 week <input type="checkbox"/> 3 days <input type="checkbox"/> 2 days <input type="checkbox"/> 1 day		1066		1067		1068		1069	
<input type="checkbox"/> 1 week <input type="checkbox"/> 3 days <input type="checkbox"/> 2 days <input type="checkbox"/> 1 day		1067		1068		1069		1070	
<input type="checkbox"/> 1 week <input type="checkbox"/> 3 days <input type="checkbox"/> 2 days <input type="checkbox"/> 1 day		1068		1069		1070		1071	
<input type="checkbox"/> 1 week <input type="checkbox"/> 3 days <input type="checkbox"/> 2 days <input type="checkbox"/> 1 day		1069		1070		1071		1072	
<input type="checkbox"/> 1 week <input type="checkbox"/> 3 days <input type="checkbox"/> 2 days <input type="checkbox"/> 1 day		1070		1071		1072		1073	
<input type="checkbox"/> 1 week <input type="checkbox"/> 3 days <input type="checkbox"/> 2 days <input type="checkbox"/> 1 day		1071		1072		1073		1074	
<input type="checkbox"/> 1 week <input type="checkbox"/> 3 days <input type="checkbox"/> 2 days <input type="checkbox"/> 1 day		1072		1073		1074		1075	
<input type="checkbox"/> 1 week <input type="checkbox"/> 3 days <input type="checkbox"/> 2 days <input type="checkbox"/> 1 day		1073		1074		1075		1076	
<input type="checkbox"/> 1 week <input type="checkbox"/> 3 days <input type="checkbox"/> 2 days <input type="checkbox"/> 1 day		1074		1075		1076		1077	
<input type="checkbox"/> 1 week <input type="checkbox"/> 3 days <input type="checkbox"/> 2 days <input type="checkbox"/> 1 day		1075		1076		1077		1078	
<input type="checkbox"/> 1 week <input type="checkbox"/> 3 days <input type="checkbox"/> 2 days <input type="checkbox"/> 1 day		1076		1077		1078		1079	
<input type="checkbox"/> 1 week <input type="checkbox"/> 3 days <input type="checkbox"/> 2 days <input type="checkbox"/> 1 day		1077		1078		1079		1080	
<input type="checkbox"/> 1 week <input type="checkbox"/> 3 days <input type="checkbox"/> 2 days <input type="checkbox"/> 1 day		1078		1079		1080		1081	
<input type="checkbox"/> 1 week <input type="checkbox"/> 3 days <input type="checkbox"/> 2 days <input type="checkbox"/> 1 day		1079		1080		1081		1082	
<input type="checkbox"/> 1 week <input type="checkbox"/> 3 days <input type="checkbox"/> 2 days <input type="checkbox"/> 1 day		1080		1081		1082		1083	
<input type="checkbox"/> 1 week <input type="checkbox"/> 3 days <input type="checkbox"/> 2 days <input type="checkbox"/> 1 day		1081		1082		1083		1084	
<input type="checkbox"/> 1 week <input type="checkbox"/> 3 days <input type="checkbox"/> 2 days <input type="checkbox"/> 1 day		1082		1083		1084		1085	
<input type="checkbox"/> 1 week <input type="checkbox"/> 3 days <input type="checkbox"/> 2 days <input type="checkbox"/> 1 day		1083		1084		1085		1086	
<input type="checkbox"/> 1 week <input type="checkbox"/> 3 days <input type="checkbox"/> 2 days <input type="checkbox"/> 1 day		1084		1085		1086		1087	
<input type="checkbox"/> 1 week <input type="checkbox"/> 3 days <input type="checkbox"/> 2 days <input type="checkbox"/> 1 day		1085		1086		1087		1088	
<input type="checkbox"/> 1 week <input type="checkbox"/> 3 days <input type="checkbox"/> 2 days <input type="checkbox"/> 1 day		1086		1087		1088		1089	
<input type="checkbox"/> 1 week <input type="checkbox"/> 3 days <input type="checkbox"/> 2 days <input type="checkbox"/> 1 day		1087		1088		1089		1090	
<input type="checkbox"/> 1 week <input type="checkbox"/> 3 days <input type="checkbox"/> 2 days <input type="checkbox"/> 1 day		1088		1089		1090		1091	
<input type="checkbox"/> 1 week <input type="checkbox"/> 3 days <input type="checkbox"/> 2 days <input type="checkbox"/> 1 day		1089		1090		1091		1092	
<input type="checkbox"/> 1 week <input type="checkbox"/> 3 days <input type="checkbox"/> 2 days <input type="checkbox"/> 1 day		1090		1091		1092		1093	
<input type="checkbox"/> 1 week <input type="checkbox"/> 3 days <input type="checkbox"/> 2 days <input type="checkbox"/> 1 day		1091		1092		1093		1094	
<input type="checkbox"/> 1 week <input type="checkbox"/> 3 days <input type="checkbox"/> 2 days <input type="checkbox"/> 1 day		1092		1093		1094		1095	
<input type="checkbox"/> 1 week <input type="checkbox"/> 3 days <input type="checkbox"/> 2 days <input type="checkbox"/> 1 day		1093		1094		1095		1096	
<input type="checkbox"/> 1 week <input type="checkbox"/> 3 days <input type="checkbox"/> 2 days <input type="checkbox"/> 1 day		1094		1095		1096		1097	
<input type="checkbox"/> 1 week <input type="checkbox"/> 3 days <input type="checkbox"/> 2 days <input type="checkbox"/> 1 day		1095		1096		1097		1098	
<input type="checkbox"/> 1 week <input type="checkbox"/> 3 days <input type="checkbox"/> 2 days <input type="checkbox"/> 1 day		1096		1097		1098		1099	
<input type="checkbox"/> 1 week <input type="checkbox"/> 3 days <input type="checkbox"/> 2 days <input type="checkbox"/> 1 day		1097		1098		1099		1100	
<input type="checkbox"/> 1 week <input type="checkbox"/> 3 days <input type="checkbox"/> 2 days <input type="checkbox"/> 1 day		1098		1099		1100		1101	
<input type="checkbox"/> 1 week <input type="checkbox"/> 3 days <input type="checkbox"/> 2 days <input type="checkbox"/> 1 day		1099		1100		1101		1102	
<input type="checkbox"/> 1 week <input type="checkbox"/> 3 days <input type="checkbox"/> 2 days <input type="checkbox"/> 1 day		1100		1101		1102		1103	
<input type="checkbox"/> 1 week <input type="checkbox"/> 3 days <input type="checkbox"/> 2 days <input type="checkbox"/> 1 day		1101		1102		1103		1104	
<input type="checkbox"/> 1 week <input type="checkbox"/> 3 days <input type="checkbox"/> 2 days <input type="checkbox"/> 1 day		1102		1103		1104		1105	
<input type="checkbox"/> 1 week <input type="checkbox"/> 3 days <input type="checkbox"/> 2 days <input type="checkbox"/> 1 day		1103		1104		1105		1106	
<input type="checkbox"/> 1 week <input type="checkbox"/> 3 days <input type="checkbox"/> 2 days <input type="checkbox"/> 1 day		1104		1105		1106		1107	
<input type="checkbox"/> 1 week <input type="checkbox"/> 3 days <input type="checkbox"/> 2 days <input type="checkbox"/> 1 day		1105		1106		1107		1108	
<input type="checkbox"/> 1 week <input type="checkbox"/> 3 days <input type="checkbox"/> 2 days <input type="checkbox"/> 1 day		1106		1107		1108		1109	
<input type="checkbox"/> 1 week <input type="checkbox"/> 3 days <input type="checkbox"/> 2 days <input type="checkbox"/> 1 day		1107		1108		1109		1110	
<input type="checkbox"/> 1 week <input type="checkbox"/> 3 days <input type="checkbox"/> 2 days <input type="checkbox"/> 1 day		1108		1109		1110		1111	
<input type="checkbox"/> 1 week <input type="checkbox"/> 3 days <input type="checkbox"/> 2 days <input type="checkbox"/> 1 day		1109		1110		1111		1112	
<input type="checkbox"/> 1 week <input type="checkbox"/> 3 days <input type="checkbox"/> 2 days <input type="checkbox"/> 1 day		1110		1111		1112		1113	
<input type="checkbox"/> 1 week <input type="checkbox"/> 3 days <input type="checkbox"/> 2 days <input type="checkbox"/> 1 day		1111		1112		1113		1114	
<input type="checkbox"/> 1 week <input type="checkbox"/> 3 days <input type="checkbox"/> 2 days <input type="checkbox"/> 1 day		1112		1113		1114		1115	
<input type="checkbox"/> 1 week <input type="checkbox"/> 3 days <input type="checkbox"/> 2 days <input type="checkbox"/> 1 day		1113		1114		1115		1116	
<input type="checkbox"/> 1 week <input type="checkbox"/> 3 days <input type="checkbox"/> 2 days <input type="checkbox"/> 1 day		1114		1115		1116		1117	
<input type="checkbox"/> 1 week <input type="checkbox"/> 3 days <input type="checkbox"/> 2 days <input type="checkbox"/> 1 day		1115		1116		1117		1118	
<input type="checkbox"/> 1 week <input type="checkbox"/> 3 days <input type="checkbox"/> 2 days <input type="checkbox"/> 1 day		1116		1117		1118		1119	
<input type="checkbox"/> 1 week <input type="checkbox"/> 3 days <input type="checkbox"/> 2 days <input type="checkbox"/> 1 day		1117		1118		1119		1120	
<input type="checkbox"/> 1 week <input type="checkbox"/> 3 days <input type="checkbox"/> 2 days <input type="checkbox"/> 1 day		1118		1119		1120		1121	
<input type="checkbox"/> 1 week <input type="checkbox"/> 3 days <input type="checkbox"/> 2 days <input type="checkbox"/> 1 day		1119		1120		1121		1122	
<input type="checkbox"/> 1 week <input type="checkbox"/> 3 days <input type="checkbox"/> 2 days <input type="checkbox"/> 1 day		1120		1121		1122		1123	
<input type="checkbox"/> 1 week <input type="checkbox"/> 3 days <input type="checkbox"/> 2 days <input type="checkbox"/> 1 day		1121		1122		1123		1124	
<input type="checkbox"/> 1 week <input type="checkbox"/> 3 days <input type="checkbox"/> 2 days <input type="checkbox"/> 1 day		1122		1123		1124		1125	
<input type="checkbox"/> 1 week <input type="checkbox"/> 3 days <input type="checkbox"/> 2 days <input type="checkbox"/> 1 day		1123		1124		1125		1126	
<input type="checkbox"/> 1 week <input type="checkbox"/> 3 days <input type="checkbox"/> 2 days <input type="checkbox"/> 1 day		1124		1125		1126		1127	
<input type="checkbox"/> 1 week <input type="checkbox"/> 3 days <input type="checkbox"/> 2 days <input type="checkbox"/> 1 day		1125		1126		1127		1128	
<input type="checkbox"/> 1 week <input type="checkbox"/> 3 days <input type="checkbox"/> 2 days <input type="checkbox"/> 1 day		1126		1127		1128		1129	
<input type="checkbox"/> 1 week <input type="checkbox"/> 3 days <input type="checkbox"/> 2 days <input type="checkbox"/> 1 day		1127		1128		1129		1130	
<input type="checkbox"/> 1 week <input type="checkbox"/> 3 days <input type="checkbox"/> 2 days <input type="checkbox"/> 1 day		1128		1129		1130		1131	
<input type="checkbox"/> 1 week <input type="checkbox"/> 3 days <input type="checkbox"/> 2 days <input type="checkbox"/> 1 day		1129		1130		1131		1132	
<input type="checkbox"/> 1 week <input type="checkbox"/> 3 days <input type="checkbox"/> 2 days <input type="checkbox"/> 1 day		1130		1131		1132		1133	
<input type="checkbox"/> 1 week <input type="checkbox"/> 3 days <input type="checkbox"/> 2 days <input type="checkbox"/> 1 day		1131		1132		1133		1134	
<input type="checkbox"/> 1 week <input type="checkbox"/> 3 days <input type="checkbox"/> 2 days <input type="checkbox"/> 1 day		1132		1133		1134		1135	
<input type="checkbox"/> 1 week <input type="checkbox"/> 3 days <input type="checkbox"/> 2 days <input type="checkbox"/> 1 day		1133		1134		1135		1136	
<input type="checkbox"/> 1 week <input type="checkbox"/> 3 days <input type="checkbox"/> 2 days <input type="checkbox"/> 1 day		1134		1135		1136		1137	
<input type="checkbox"/> 1 week <input type="checkbox"/> 3 days <input type="checkbox"/> 2 days <input type="checkbox"/> 1 day		1135		1136		1137		1138	
<input type="checkbox"/> 1 week <input type="checkbox"/> 3 days <input type="checkbox"/> 2 days <input type="checkbox"/> 1 day		1136		1137		1138		1139	
<input type="checkbox"/> 1 week <input type="checkbox"/> 3 days <input type="checkbox"/> 2 days <input type="checkbox"/> 1 day		1137		1138		1139		1140	
<input type="checkbox"/> 1 week <input type="checkbox"/> 3 days <input type="checkbox"/> 2 days <input type="checkbox"/> 1 day		1138		1139		1140		1141	
<input type="checkbox"/> 1 week <input type="checkbox"/> 3 days <input type="checkbox"/> 2 days <input type="checkbox"/> 1 day		1139		1140		1141		1142	
<input type="checkbox"/> 1 week <input type="checkbox"/> 3 days <input type="checkbox"/> 2 days <input type="checkbox"/> 1 day		1140		1141		1142		1143	
<input type="checkbox"/> 1 week <input type="checkbox"/> 3 days <input type="checkbox"/> 2 days <input type="checkbox"/> 1 day		1141		1142		1143		1144	
<input type="checkbox"/> 1 week <input type="checkbox"/> 3 days <input type="checkbox"/> 2 days <input type="checkbox"/> 1 day		1142		1143		1144		1145	
<input type="checkbox"/> 1 week <input type="checkbox"/> 3 days <input type="checkbox"/> 2 days <input type="checkbox"/> 1 day		1143		1144		1145		1146	
<input type="checkbox"/> 1 week <input type="checkbox"/> 3 days <input type="checkbox"/> 2 days <input type="checkbox"/> 1 day		1144		1145		1146		1147	
<input type="checkbox"/> 1 week <input type="checkbox"/> 3 days <input type="checkbox"/> 2 days <input type="checkbox"/> 1 day		1145		1146		1147		1148	
<input type="checkbox"/> 1 week <input type="checkbox"/> 3 days <input type="checkbox"/> 2 days <input type="checkbox"/> 1 day		1146		1147		1148		1149	
<input type="checkbox"/> 1 week <input type="checkbox"/> 3 days <input type="checkbox"/> 2 days <input type="checkbox"/> 1 day		1147		1148		1149		1150	
<input type="checkbox"/> 1 week <input type="checkbox"/> 3 days <input type="checkbox"/> 2 days <input type="checkbox"/> 1 day		1148		1149		1150		1151	
<input type="checkbox"/> 1 week <input type="checkbox"/> 3 days <input type="checkbox"/> 2 days <input type="checkbox"/> 1 day		1149		1150		1151			



Chain of Custody Record

720-62077

Cornerstone Earth Group, Inc. 1259 Oakmead Pkwy Sunnyvale, California 94085 (408) 245-4600 Phone (408) 245-4620 FAX Project Name: East Bay Bridge Center Site: Emeryville Project Number: 371-5-2		Project Manager: Chris Heiny Analysis Turnaround Time TAT If different from Below <input type="checkbox"/> 1 week <input type="checkbox"/> 3 days <input type="checkbox"/> 2 days <input type="checkbox"/> 1 day		Site Sampler: Randall Blechner Lab Contact: Carrier:		COC No: 7 of 7 COCs Laboratory's Job No.	
Preservation Used: 1= Ice, 2= HCl; 3= H2SO4; 4= HNO3; 5= NaOH; 6= Other		Possible Hazard Identification <input type="checkbox"/> Non-Hazard <input type="checkbox"/> Flammable <input type="checkbox"/> Skin Irritant <input type="checkbox"/> Poison B <input type="checkbox"/> Unknown		Sample Disposal <input type="checkbox"/> Return To Client <input type="checkbox"/> Disposal By Lab <input type="checkbox"/> Archive For Months		Laboratory's Sample Specific Notes:	
Special Instructions/ QC Requirements & Comments: * COMPOSITE EB-10 (3.5-4) and EB-9 (3.5-4) INTO COMPOSITE-5 4.3%							
Relinquished by:	Company:	Date/Time:	Received by:	Company:	Date/Time:		
Sue Kulk	CEG	12/28/14	Tom Weller	CEG	12-23-14	15TD	
Relinquished by:	Company:	Date/Time:	Received by:	Company:	Date/Time:		
Relinquished by:	Company:	Date/Time:	Received by:	Company:	Date/Time:		

12/23/14
 57
 58
 59
 60
 61
 62
 63
 64
 65
 66
 67
 68
 69
 70
 71
 72
 73
 74
 75
 76
 77
 78
 79
 80
 81
 82
 83
 84
 85
 86
 87
 88
 89
 90
 91
 92
 93
 94
 95
 96
 97
 98
 99
 100

J-62077-2

Caparas, Criselda

From: Randall R. Bleichner [rbleichner@cornerstoneearth.com]
Sent: Tuesday, December 30, 2014 12:41 PM
To: Caparas, Criselda
Subject: FW: 371-5-2 Additional Anaylsis

Please see below.

Randall.

From: Randall R. Bleichner
Sent: Tuesday, December 30, 2014 12:40 PM
To: 'afsaneh.salimpour@testamericainc.com'
Subject: 371-5-2 Additional Anaylsis

Hi Afsaneh,

For the samples that were submitted last Tuesday, 12/23/14, could you please add a TPHg and VOC analysis for sample EB-1 (6-6.5). Standard response.


Thanks,

Randall Bleichner
Staff Geologist



1270 Springbrook Road, Suite 101 | Walnut Creek, CA 94597
T 925-988-9500, Ext. 15 | F 925-988-9501
C 925.817.8371
E rbleichner@cornerstoneearth.com

www.cornerstoneearth.com



Login Sample Receipt Checklist

Client: Cornerstone Earth Group

Job Number: 720-62077-1

Login Number: 62077

List Source: TestAmerica Pleasanton

List Number: 1

Creator: Bullock, Tracy

Question	Answer	Comment
Radioactivity wasn't checked or is <=/ background as measured by a survey meter.	N/A	
The cooler's custody seal, if present, is intact.	N/A	
Sample custody seals, if present, are intact.	N/A	
The cooler or samples do not appear to have been compromised or tampered with.	True	
Samples were received on ice.	True	
Cooler Temperature is acceptable.	True	
Cooler Temperature is recorded.	True	
COC is present.	True	
COC is filled out in ink and legible.	True	
COC is filled out with all pertinent information.	True	
Is the Field Sampler's name present on COC?	True	
There are no discrepancies between the containers received and the COC.	True	
Samples are received within Holding Time.	True	
Sample containers have legible labels.	True	
Containers are not broken or leaking.	True	
Sample collection date/times are provided.	True	
Appropriate sample containers are used.	True	
Sample bottles are completely filled.	True	
Sample Preservation Verified.	N/A	
There is sufficient vol. for all requested analyses, incl. any requested MS/MSDs	True	
Containers requiring zero headspace have no headspace or bubble is <6mm (1/4").	True	
Multiphasic samples are not present.	True	
Samples do not require splitting or compositing.	True	
Residual Chlorine Checked.	N/A	



TestAmerica

THE LEADER IN ENVIRONMENTAL TESTING

ANALYTICAL REPORT

TestAmerica Laboratories, Inc.

TestAmerica Pleasanton

1220 Quarry Lane

Pleasanton, CA 94566

Tel: (925)484-1919

TestAmerica Job ID: 720-62077-2

Client Project/Site: East Bay Bridge Center

For:

Cornerstone Earth Group

1259 Oakmead Parkway

Sunnyvale, California 94085

Attn: Mr. Chris Heiny



Authorized for release by:

1/5/2015 3:28:39 PM

Afsaneh Salimpour, Senior Project Manager

(925)484-1919

afsaneh.salimpour@testamericainc.com

LINKS

Review your project
results through

Total Access

Have a Question?



Visit us at:

www.testamericainc.com

This report has been electronically signed and authorized by the signatory. Electronic signature is intended to be the legally binding equivalent of a traditionally handwritten signature.

Results relate only to the items tested and the sample(s) as received by the laboratory.

- 1
- 2
- 3
- 4
- 5
- 6
- 7
- 8
- 9
- 10
- 11
- 12
- 13
- 14



Table of Contents

Cover Page	1
Table of Contents	2
Definitions/Glossary	3
Case Narrative	4
Detection Summary	5
Client Sample Results	6
QC Sample Results	8
QC Association Summary	17
Lab Chronicle	18
Certification Summary	19
Method Summary	20
Sample Summary	21
Chain of Custody	22
Receipt Checklists	23

Definitions/Glossary

Client: Cornerstone Earth Group
Project/Site: East Bay Bridge Center

TestAmerica Job ID: 720-62077-2

Qualifiers

GC/MS VOA

Qualifier	Qualifier Description
F1	MS and/or MSD Recovery exceeds the control limits
F2	MS/MSD RPD exceeds control limits

Glossary

Abbreviation	These commonly used abbreviations may or may not be present in this report.
□	Listed under the "D" column to designate that the result is reported on a dry weight basis
%R	Percent Recovery
CFL	Contains Free Liquid
CNF	Contains no Free Liquid
DER	Duplicate error ratio (normalized absolute difference)
Dil Fac	Dilution Factor
DL, RA, RE, IN	Indicates a Dilution, Re-analysis, Re-extraction, or additional Initial metals/anion analysis of the sample
DLC	Decision level concentration
MDA	Minimum detectable activity
EDL	Estimated Detection Limit
MDC	Minimum detectable concentration
MDL	Method Detection Limit
ML	Minimum Level (Dioxin)
NC	Not Calculated
ND	Not detected at the reporting limit (or MDL or EDL if shown)
PQL	Practical Quantitation Limit
QC	Quality Control
RER	Relative error ratio
RL	Reporting Limit or Requested Limit (Radiochemistry)
RPD	Relative Percent Difference, a measure of the relative difference between two points
TEF	Toxicity Equivalent Factor (Dioxin)
TEQ	Toxicity Equivalent Quotient (Dioxin)

Case Narrative

Client: Cornerstone Earth Group
Project/Site: East Bay Bridge Center

TestAmerica Job ID: 720-62077-2

Job ID: 720-62077-2

Laboratory: TestAmerica Pleasanton

Narrative

Job Narrative
720-62077-2

Comments

No additional comments.

Receipt

The samples were received on 12/23/2014 3:10 PM; the samples arrived in good condition, properly preserved and, where required, on ice. The temperature of the cooler at receipt was 4.3° C.

GC/MS VOA

No additional analytical or quality issues were noted, other than those described above or in the Definitions/Glossary page.

GC VOA

No analytical or quality issues were noted, other than those described in the Definitions/Glossary page.



Detection Summary

Client: Cornerstone Earth Group
Project/Site: East Bay Bridge Center

TestAmerica Job ID: 720-62077-2

Client Sample ID: EB-1 (6-6.5)

Lab Sample ID: 720-62077-8

No Detections.

- 1
- 2
- 3
- 4
- 5
- 6
- 7
- 8
- 9
- 10
- 11
- 12
- 13
- 14

This Detection Summary does not include radiochemical test results.

TestAmerica Pleasanton

Client Sample Results

Client: Cornerstone Earth Group
 Project/Site: East Bay Bridge Center

TestAmerica Job ID: 720-62077-2

Client Sample ID: EB-1 (6-6.5)

Lab Sample ID: 720-62077-8

Date Collected: 12/23/14 13:12

Matrix: Solid

Date Received: 12/23/14 15:10

Method: 8260B/CA_LUFTMS - 8260B / CA LUFT MS

Analyte	Result	Qualifier	RL	MDL	Unit	D	Prepared	Analyzed	Dil Fac
Methyl tert-butyl ether	ND		4.7		ug/Kg		01/02/15 11:04	01/02/15 12:17	1
Acetone	ND		47		ug/Kg		01/02/15 11:04	01/02/15 12:17	1
Benzene	ND		4.7		ug/Kg		01/02/15 11:04	01/02/15 12:17	1
Dichlorobromomethane	ND		4.7		ug/Kg		01/02/15 11:04	01/02/15 12:17	1
Bromobenzene	ND		4.7		ug/Kg		01/02/15 11:04	01/02/15 12:17	1
Chlorobromomethane	ND		19		ug/Kg		01/02/15 11:04	01/02/15 12:17	1
Bromoform	ND		4.7		ug/Kg		01/02/15 11:04	01/02/15 12:17	1
Bromomethane	ND		9.4		ug/Kg		01/02/15 11:04	01/02/15 12:17	1
2-Butanone (MEK)	ND		47		ug/Kg		01/02/15 11:04	01/02/15 12:17	1
n-Butylbenzene	ND		4.7		ug/Kg		01/02/15 11:04	01/02/15 12:17	1
sec-Butylbenzene	ND		4.7		ug/Kg		01/02/15 11:04	01/02/15 12:17	1
tert-Butylbenzene	ND		4.7		ug/Kg		01/02/15 11:04	01/02/15 12:17	1
Carbon disulfide	ND		4.7		ug/Kg		01/02/15 11:04	01/02/15 12:17	1
Carbon tetrachloride	ND		4.7		ug/Kg		01/02/15 11:04	01/02/15 12:17	1
Chlorobenzene	ND		4.7		ug/Kg		01/02/15 11:04	01/02/15 12:17	1
Chloroethane	ND		9.4		ug/Kg		01/02/15 11:04	01/02/15 12:17	1
Chloroform	ND		4.7		ug/Kg		01/02/15 11:04	01/02/15 12:17	1
Chloromethane	ND		9.4		ug/Kg		01/02/15 11:04	01/02/15 12:17	1
2-Chlorotoluene	ND		4.7		ug/Kg		01/02/15 11:04	01/02/15 12:17	1
4-Chlorotoluene	ND		4.7		ug/Kg		01/02/15 11:04	01/02/15 12:17	1
Chlorodibromomethane	ND		4.7		ug/Kg		01/02/15 11:04	01/02/15 12:17	1
1,2-Dichlorobenzene	ND		4.7		ug/Kg		01/02/15 11:04	01/02/15 12:17	1
1,3-Dichlorobenzene	ND		4.7		ug/Kg		01/02/15 11:04	01/02/15 12:17	1
1,4-Dichlorobenzene	ND		4.7		ug/Kg		01/02/15 11:04	01/02/15 12:17	1
1,3-Dichloropropane	ND		4.7		ug/Kg		01/02/15 11:04	01/02/15 12:17	1
1,1-Dichloropropene	ND		4.7		ug/Kg		01/02/15 11:04	01/02/15 12:17	1
1,2-Dibromo-3-Chloropropane	ND		9.4		ug/Kg		01/02/15 11:04	01/02/15 12:17	1
Ethylene Dibromide	ND		4.7		ug/Kg		01/02/15 11:04	01/02/15 12:17	1
Dibromomethane	ND		9.4		ug/Kg		01/02/15 11:04	01/02/15 12:17	1
Dichlorodifluoromethane	ND		9.4		ug/Kg		01/02/15 11:04	01/02/15 12:17	1
1,1-Dichloroethane	ND		4.7		ug/Kg		01/02/15 11:04	01/02/15 12:17	1
1,2-Dichloroethane	ND		4.7		ug/Kg		01/02/15 11:04	01/02/15 12:17	1
1,1-Dichloroethene	ND		4.7		ug/Kg		01/02/15 11:04	01/02/15 12:17	1
cis-1,2-Dichloroethene	ND		4.7		ug/Kg		01/02/15 11:04	01/02/15 12:17	1
trans-1,2-Dichloroethene	ND		4.7		ug/Kg		01/02/15 11:04	01/02/15 12:17	1
1,2-Dichloropropane	ND		4.7		ug/Kg		01/02/15 11:04	01/02/15 12:17	1
cis-1,3-Dichloropropene	ND		4.7		ug/Kg		01/02/15 11:04	01/02/15 12:17	1
trans-1,3-Dichloropropene	ND		4.7		ug/Kg		01/02/15 11:04	01/02/15 12:17	1
Ethylbenzene	ND		4.7		ug/Kg		01/02/15 11:04	01/02/15 12:17	1
Hexachlorobutadiene	ND		4.7		ug/Kg		01/02/15 11:04	01/02/15 12:17	1
2-Hexanone	ND		47		ug/Kg		01/02/15 11:04	01/02/15 12:17	1
Isopropylbenzene	ND		4.7		ug/Kg		01/02/15 11:04	01/02/15 12:17	1
4-Isopropyltoluene	ND		4.7		ug/Kg		01/02/15 11:04	01/02/15 12:17	1
Methylene Chloride	ND		9.4		ug/Kg		01/02/15 11:04	01/02/15 12:17	1
4-Methyl-2-pentanone (MIBK)	ND		47		ug/Kg		01/02/15 11:04	01/02/15 12:17	1
Naphthalene	ND		9.4		ug/Kg		01/02/15 11:04	01/02/15 12:17	1
N-Propylbenzene	ND		4.7		ug/Kg		01/02/15 11:04	01/02/15 12:17	1
Styrene	ND		4.7		ug/Kg		01/02/15 11:04	01/02/15 12:17	1
1,1,1,2-Tetrachloroethane	ND		4.7		ug/Kg		01/02/15 11:04	01/02/15 12:17	1

TestAmerica Pleasanton

Client Sample Results

Client: Cornerstone Earth Group
 Project/Site: East Bay Bridge Center

TestAmerica Job ID: 720-62077-2

Client Sample ID: EB-1 (6-6.5)

Lab Sample ID: 720-62077-8

Date Collected: 12/23/14 13:12

Matrix: Solid

Date Received: 12/23/14 15:10

Method: 8260B/CA_LUFTMS - 8260B / CA LUFT MS (Continued)

Analyte	Result	Qualifier	RL	MDL	Unit	D	Prepared	Analyzed	Dil Fac
1,1,2,2-Tetrachloroethane	ND		4.7		ug/Kg		01/02/15 11:04	01/02/15 12:17	1
Tetrachloroethene	ND		4.7		ug/Kg		01/02/15 11:04	01/02/15 12:17	1
Toluene	ND		4.7		ug/Kg		01/02/15 11:04	01/02/15 12:17	1
1,2,3-Trichlorobenzene	ND		4.7		ug/Kg		01/02/15 11:04	01/02/15 12:17	1
1,2,4-Trichlorobenzene	ND		4.7		ug/Kg		01/02/15 11:04	01/02/15 12:17	1
1,1,1-Trichloroethane	ND		4.7		ug/Kg		01/02/15 11:04	01/02/15 12:17	1
1,1,2-Trichloroethane	ND		4.7		ug/Kg		01/02/15 11:04	01/02/15 12:17	1
Trichloroethene	ND		4.7		ug/Kg		01/02/15 11:04	01/02/15 12:17	1
Trichlorofluoromethane	ND		4.7		ug/Kg		01/02/15 11:04	01/02/15 12:17	1
1,2,3-Trichloropropane	ND		4.7		ug/Kg		01/02/15 11:04	01/02/15 12:17	1
1,1,2-Trichloro-1,2,2-trifluoroethane	ND		4.7		ug/Kg		01/02/15 11:04	01/02/15 12:17	1
1,2,4-Trimethylbenzene	ND		4.7		ug/Kg		01/02/15 11:04	01/02/15 12:17	1
1,3,5-Trimethylbenzene	ND		4.7		ug/Kg		01/02/15 11:04	01/02/15 12:17	1
Vinyl acetate	ND		19		ug/Kg		01/02/15 11:04	01/02/15 12:17	1
Vinyl chloride	ND		4.7		ug/Kg		01/02/15 11:04	01/02/15 12:17	1
Xylenes, Total	ND		9.4		ug/Kg		01/02/15 11:04	01/02/15 12:17	1
2,2-Dichloropropane	ND		4.7		ug/Kg		01/02/15 11:04	01/02/15 12:17	1
Gasoline Range Organics (GRO) -C5-C12	ND		230		ug/Kg		01/02/15 11:04	01/02/15 12:17	1
Surrogate	%Recovery	Qualifier	Limits				Prepared	Analyzed	Dil Fac
4-Bromofluorobenzene	77		45 - 131				01/02/15 11:04	01/02/15 12:17	1
1,2-Dichloroethane-d4 (Surr)	88		60 - 140				01/02/15 11:04	01/02/15 12:17	1
Toluene-d8 (Surr)	88		58 - 140				01/02/15 11:04	01/02/15 12:17	1

QC Sample Results

Client: Cornerstone Earth Group
 Project/Site: East Bay Bridge Center

TestAmerica Job ID: 720-62077-2

Method: 8260B/CA_LUFTMS - 8260B / CA LUFT MS

Lab Sample ID: MB 720-173488/5

Matrix: Solid

Analysis Batch: 173488

Client Sample ID: Method Blank

Prep Type: Total/NA

Analyte	MB Result	MB Qualifier	RL	MDL	Unit	D	Prepared	Analyzed	Dil Fac
Methyl tert-butyl ether	ND		5.0		ug/Kg			01/02/15 09:56	1
Acetone	ND		50		ug/Kg			01/02/15 09:56	1
Benzene	ND		5.0		ug/Kg			01/02/15 09:56	1
Dichlorobromomethane	ND		5.0		ug/Kg			01/02/15 09:56	1
Bromobenzene	ND		5.0		ug/Kg			01/02/15 09:56	1
Chlorobromomethane	ND		20		ug/Kg			01/02/15 09:56	1
Bromoform	ND		5.0		ug/Kg			01/02/15 09:56	1
Bromomethane	ND		10		ug/Kg			01/02/15 09:56	1
2-Butanone (MEK)	ND		50		ug/Kg			01/02/15 09:56	1
n-Butylbenzene	ND		5.0		ug/Kg			01/02/15 09:56	1
sec-Butylbenzene	ND		5.0		ug/Kg			01/02/15 09:56	1
tert-Butylbenzene	ND		5.0		ug/Kg			01/02/15 09:56	1
Carbon disulfide	ND		5.0		ug/Kg			01/02/15 09:56	1
Carbon tetrachloride	ND		5.0		ug/Kg			01/02/15 09:56	1
Chlorobenzene	ND		5.0		ug/Kg			01/02/15 09:56	1
Chloroethane	ND		10		ug/Kg			01/02/15 09:56	1
Chloroform	ND		5.0		ug/Kg			01/02/15 09:56	1
Chloromethane	ND		10		ug/Kg			01/02/15 09:56	1
2-Chlorotoluene	ND		5.0		ug/Kg			01/02/15 09:56	1
4-Chlorotoluene	ND		5.0		ug/Kg			01/02/15 09:56	1
Chlorodibromomethane	ND		5.0		ug/Kg			01/02/15 09:56	1
1,2-Dichlorobenzene	ND		5.0		ug/Kg			01/02/15 09:56	1
1,3-Dichlorobenzene	ND		5.0		ug/Kg			01/02/15 09:56	1
1,4-Dichlorobenzene	ND		5.0		ug/Kg			01/02/15 09:56	1
1,3-Dichloropropane	ND		5.0		ug/Kg			01/02/15 09:56	1
1,1-Dichloropropene	ND		5.0		ug/Kg			01/02/15 09:56	1
1,2-Dibromo-3-Chloropropane	ND		10		ug/Kg			01/02/15 09:56	1
Ethylene Dibromide	ND		5.0		ug/Kg			01/02/15 09:56	1
Dibromomethane	ND		10		ug/Kg			01/02/15 09:56	1
Dichlorodifluoromethane	ND		10		ug/Kg			01/02/15 09:56	1
1,1-Dichloroethane	ND		5.0		ug/Kg			01/02/15 09:56	1
1,2-Dichloroethane	ND		5.0		ug/Kg			01/02/15 09:56	1
1,1-Dichloroethene	ND		5.0		ug/Kg			01/02/15 09:56	1
cis-1,2-Dichloroethene	ND		5.0		ug/Kg			01/02/15 09:56	1
trans-1,2-Dichloroethene	ND		5.0		ug/Kg			01/02/15 09:56	1
1,2-Dichloropropane	ND		5.0		ug/Kg			01/02/15 09:56	1
cis-1,3-Dichloropropene	ND		5.0		ug/Kg			01/02/15 09:56	1
trans-1,3-Dichloropropene	ND		5.0		ug/Kg			01/02/15 09:56	1
Ethylbenzene	ND		5.0		ug/Kg			01/02/15 09:56	1
Hexachlorobutadiene	ND		5.0		ug/Kg			01/02/15 09:56	1
2-Hexanone	ND		50		ug/Kg			01/02/15 09:56	1
Isopropylbenzene	ND		5.0		ug/Kg			01/02/15 09:56	1
4-Isopropyltoluene	ND		5.0		ug/Kg			01/02/15 09:56	1
Methylene Chloride	ND		10		ug/Kg			01/02/15 09:56	1
4-Methyl-2-pentanone (MIBK)	ND		50		ug/Kg			01/02/15 09:56	1
Naphthalene	ND		10		ug/Kg			01/02/15 09:56	1
N-Propylbenzene	ND		5.0		ug/Kg			01/02/15 09:56	1
Styrene	ND		5.0		ug/Kg			01/02/15 09:56	1

TestAmerica Pleasanton

QC Sample Results

Client: Cornerstone Earth Group
Project/Site: East Bay Bridge Center

TestAmerica Job ID: 720-62077-2

Method: 8260B/CA_LUFTMS - 8260B / CA LUFT MS (Continued)

Lab Sample ID: MB 720-173488/5

Matrix: Solid

Analysis Batch: 173488

Client Sample ID: Method Blank

Prep Type: Total/NA

Analyte	MB Result	MB Qualifier	RL	MDL	Unit	D	Prepared	Analyzed	Dil Fac
1,1,1,2-Tetrachloroethane	ND		5.0		ug/Kg			01/02/15 09:56	1
1,1,2,2-Tetrachloroethane	ND		5.0		ug/Kg			01/02/15 09:56	1
Tetrachloroethene	ND		5.0		ug/Kg			01/02/15 09:56	1
Toluene	ND		5.0		ug/Kg			01/02/15 09:56	1
1,2,3-Trichlorobenzene	ND		5.0		ug/Kg			01/02/15 09:56	1
1,2,4-Trichlorobenzene	ND		5.0		ug/Kg			01/02/15 09:56	1
1,1,1-Trichloroethane	ND		5.0		ug/Kg			01/02/15 09:56	1
1,1,2-Trichloroethane	ND		5.0		ug/Kg			01/02/15 09:56	1
Trichloroethene	ND		5.0		ug/Kg			01/02/15 09:56	1
Trichlorofluoromethane	ND		5.0		ug/Kg			01/02/15 09:56	1
1,2,3-Trichloropropane	ND		5.0		ug/Kg			01/02/15 09:56	1
1,1,2-Trichloro-1,2,2-trifluoroethane	ND		5.0		ug/Kg			01/02/15 09:56	1
1,2,4-Trimethylbenzene	ND		5.0		ug/Kg			01/02/15 09:56	1
1,3,5-Trimethylbenzene	ND		5.0		ug/Kg			01/02/15 09:56	1
Vinyl acetate	ND		20		ug/Kg			01/02/15 09:56	1
Vinyl chloride	ND		5.0		ug/Kg			01/02/15 09:56	1
Xylenes, Total	ND		10		ug/Kg			01/02/15 09:56	1
2,2-Dichloropropane	ND		5.0		ug/Kg			01/02/15 09:56	1
Gasoline Range Organics (GRO) -C5-C12	ND		250		ug/Kg			01/02/15 09:56	1

Surrogate	MB %Recovery	MB Qualifier	Limits	Prepared	Analyzed	Dil Fac
4-Bromofluorobenzene	86		45 - 131		01/02/15 09:56	1
1,2-Dichloroethane-d4 (Surr)	90		60 - 140		01/02/15 09:56	1
Toluene-d8 (Surr)	93		58 - 140		01/02/15 09:56	1

Lab Sample ID: LCS 720-173488/6

Matrix: Solid

Analysis Batch: 173488

Client Sample ID: Lab Control Sample

Prep Type: Total/NA

Analyte	Spike Added	LCS Result	LCS Qualifier	Unit	D	%Rec	%Rec. Limits
Methyl tert-butyl ether	50.0	46.2		ug/Kg		92	70 - 144
Acetone	250	256		ug/Kg		103	30 - 162
Benzene	50.0	45.4		ug/Kg		91	70 - 130
Dichlorobromomethane	50.0	49.9		ug/Kg		100	70 - 131
Bromobenzene	50.0	48.2		ug/Kg		96	70 - 130
Chlorobromomethane	50.0	51.1		ug/Kg		102	70 - 130
Bromoform	50.0	52.9		ug/Kg		106	59 - 158
Bromomethane	50.0	52.1		ug/Kg		104	59 - 132
2-Butanone (MEK)	250	270		ug/Kg		108	53 - 124
n-Butylbenzene	50.0	45.0		ug/Kg		90	70 - 142
sec-Butylbenzene	50.0	44.9		ug/Kg		90	70 - 136
tert-Butylbenzene	50.0	44.7		ug/Kg		89	70 - 130
Carbon disulfide	50.0	41.2		ug/Kg		82	60 - 140
Carbon tetrachloride	50.0	50.9		ug/Kg		102	70 - 138
Chlorobenzene	50.0	46.5		ug/Kg		93	70 - 130
Chloroethane	50.0	47.8		ug/Kg		96	65 - 130
Chloroform	50.0	46.9		ug/Kg		94	77 - 127

TestAmerica Pleasanton

QC Sample Results

Client: Cornerstone Earth Group
 Project/Site: East Bay Bridge Center

TestAmerica Job ID: 720-62077-2

Method: 8260B/CA_LUFTMS - 8260B / CA LUFT MS (Continued)

Lab Sample ID: LCS 720-173488/6

Matrix: Solid

Analysis Batch: 173488

Client Sample ID: Lab Control Sample

Prep Type: Total/NA

Analyte	Spike Added	LCS Result	LCS Qualifier	Unit	D	%Rec	%Rec. Limits
Chloromethane	50.0	44.0		ug/Kg		88	55 - 140
2-Chlorotoluene	50.0	43.6		ug/Kg		87	70 - 138
4-Chlorotoluene	50.0	44.7		ug/Kg		89	70 - 136
Chlorodibromomethane	50.0	56.8		ug/Kg		114	70 - 146
1,2-Dichlorobenzene	50.0	46.8		ug/Kg		94	70 - 130
1,3-Dichlorobenzene	50.0	46.0		ug/Kg		92	70 - 131
1,4-Dichlorobenzene	50.0	47.1		ug/Kg		94	70 - 130
1,3-Dichloropropane	50.0	48.9		ug/Kg		98	70 - 140
1,1-Dichloropropene	50.0	47.9		ug/Kg		96	70 - 130
1,2-Dibromo-3-Chloropropane	50.0	51.0		ug/Kg		102	60 - 145
Ethylene Dibromide	50.0	53.1		ug/Kg		106	70 - 140
Dibromomethane	50.0	51.8		ug/Kg		104	70 - 139
Dichlorodifluoromethane	50.0	51.9		ug/Kg		104	37 - 158
1,1-Dichloroethane	50.0	43.9		ug/Kg		88	70 - 130
1,2-Dichloroethane	50.0	44.5		ug/Kg		89	70 - 130
1,1-Dichloroethene	50.0	40.9		ug/Kg		82	76 - 122
cis-1,2-Dichloroethene	50.0	44.5		ug/Kg		89	70 - 138
trans-1,2-Dichloroethene	50.0	43.4		ug/Kg		87	67 - 130
1,2-Dichloropropane	50.0	45.6		ug/Kg		91	73 - 127
cis-1,3-Dichloropropene	50.0	50.2		ug/Kg		100	68 - 147
trans-1,3-Dichloropropene	50.0	55.7		ug/Kg		111	70 - 136
Ethylbenzene	50.0	45.8		ug/Kg		92	80 - 137
Hexachlorobutadiene	50.0	47.0		ug/Kg		94	70 - 132
2-Hexanone	250	234		ug/Kg		93	44 - 133
Isopropylbenzene	50.0	46.6		ug/Kg		93	70 - 130
4-Isopropyltoluene	50.0	45.9		ug/Kg		92	70 - 133
Methylene Chloride	50.0	47.5		ug/Kg		95	70 - 134
4-Methyl-2-pentanone (MIBK)	250	238		ug/Kg		95	60 - 160
Naphthalene	50.0	51.3		ug/Kg		103	60 - 147
N-Propylbenzene	50.0	44.5		ug/Kg		89	70 - 130
Styrene	50.0	48.9		ug/Kg		98	70 - 130
1,1,1,2-Tetrachloroethane	50.0	52.6		ug/Kg		105	70 - 130
1,1,2,2-Tetrachloroethane	50.0	50.0		ug/Kg		100	70 - 146
Tetrachloroethene	50.0	49.7		ug/Kg		99	70 - 132
Toluene	50.0	45.9		ug/Kg		92	80 - 128
1,2,3-Trichlorobenzene	50.0	48.7		ug/Kg		97	60 - 140
1,2,4-Trichlorobenzene	50.0	48.7		ug/Kg		97	60 - 140
1,1,1-Trichloroethane	50.0	46.4		ug/Kg		93	70 - 130
1,1,2-Trichloroethane	50.0	49.7		ug/Kg		99	70 - 130
Trichloroethene	50.0	49.9		ug/Kg		100	70 - 133
Trichlorofluoromethane	50.0	48.7		ug/Kg		97	60 - 140
1,2,3-Trichloropropane	50.0	52.4		ug/Kg		105	70 - 146
1,1,2-Trichloro-1,2,2-trifluoroethane	50.0	44.1		ug/Kg		88	60 - 140
1,2,4-Trimethylbenzene	50.0	45.1		ug/Kg		90	70 - 130
1,3,5-Trimethylbenzene	50.0	45.9		ug/Kg		92	70 - 131
Vinyl acetate	50.0	50.2		ug/Kg		100	38 - 176
Vinyl chloride	50.0	46.1		ug/Kg		92	58 - 125

TestAmerica Pleasanton

QC Sample Results

Client: Cornerstone Earth Group
Project/Site: East Bay Bridge Center

TestAmerica Job ID: 720-62077-2

Method: 8260B/CA_LUFTMS - 8260B / CA LUFT MS (Continued)

Lab Sample ID: LCS 720-173488/6

Matrix: Solid

Analysis Batch: 173488

Client Sample ID: Lab Control Sample

Prep Type: Total/NA

Analyte	Spike Added	LCS Result	LCS Qualifier	Unit	D	%Rec	%Rec. Limits
m-Xylene & p-Xylene	50.0	45.5		ug/Kg		91	70 - 146
o-Xylene	50.0	45.7		ug/Kg		91	70 - 140
2,2-Dichloropropane	50.0	47.8		ug/Kg		96	70 - 162

Surrogate	LCS %Recovery	LCS Qualifier	Limits
4-Bromofluorobenzene	91		45 - 131
1,2-Dichloroethane-d4 (Surr)	93		60 - 140
Toluene-d8 (Surr)	97		58 - 140

Lab Sample ID: LCS 720-173488/8

Matrix: Solid

Analysis Batch: 173488

Client Sample ID: Lab Control Sample

Prep Type: Total/NA

Analyte	Spike Added	LCS Result	LCS Qualifier	Unit	D	%Rec	%Rec. Limits
Gasoline Range Organics (GRO) -C5-C12	1000	989		ug/Kg		99	61 - 128

Surrogate	LCS %Recovery	LCS Qualifier	Limits
4-Bromofluorobenzene	90		45 - 131
1,2-Dichloroethane-d4 (Surr)	92		60 - 140
Toluene-d8 (Surr)	97		58 - 140

Lab Sample ID: LCSD 720-173488/7

Matrix: Solid

Analysis Batch: 173488

Client Sample ID: Lab Control Sample Dup

Prep Type: Total/NA

Analyte	Spike Added	LCSD Result	LCSD Qualifier	Unit	D	%Rec	%Rec. Limits	RPD	RPD Limit
Methyl tert-butyl ether	50.0	41.5		ug/Kg		83	70 - 144	11	20
Acetone	250	212		ug/Kg		85	30 - 162	19	30
Benzene	50.0	45.7		ug/Kg		91	70 - 130	1	20
Dichlorobromomethane	50.0	47.8		ug/Kg		96	70 - 131	4	20
Bromobenzene	50.0	47.7		ug/Kg		95	70 - 130	1	20
Chlorobromomethane	50.0	49.0		ug/Kg		98	70 - 130	4	20
Bromoform	50.0	47.5		ug/Kg		95	59 - 158	11	20
Bromomethane	50.0	51.5		ug/Kg		103	59 - 132	1	20
2-Butanone (MEK)	250	239		ug/Kg		95	53 - 124	12	20
n-Butylbenzene	50.0	46.7		ug/Kg		93	70 - 142	4	20
sec-Butylbenzene	50.0	47.2		ug/Kg		94	70 - 136	5	20
tert-Butylbenzene	50.0	46.8		ug/Kg		94	70 - 130	5	20
Carbon disulfide	50.0	42.9		ug/Kg		86	60 - 140	4	20
Carbon tetrachloride	50.0	50.9		ug/Kg		102	70 - 138	0	20
Chlorobenzene	50.0	46.9		ug/Kg		94	70 - 130	1	20
Chloroethane	50.0	48.3		ug/Kg		97	65 - 130	1	20
Chloroform	50.0	45.9		ug/Kg		92	77 - 127	2	20
Chloromethane	50.0	45.1		ug/Kg		90	55 - 140	2	20
2-Chlorotoluene	50.0	45.1		ug/Kg		90	70 - 138	4	20
4-Chlorotoluene	50.0	45.4		ug/Kg		91	70 - 136	2	20
Chlorodibromomethane	50.0	52.5		ug/Kg		105	70 - 146	8	20

TestAmerica Pleasanton

QC Sample Results

Client: Cornerstone Earth Group
 Project/Site: East Bay Bridge Center

TestAmerica Job ID: 720-62077-2

Method: 8260B/CA_LUFTMS - 8260B / CA LUFT MS (Continued)

Lab Sample ID: LCSD 720-173488/7

Matrix: Solid

Analysis Batch: 173488

Client Sample ID: Lab Control Sample Dup

Prep Type: Total/NA

Analyte	Spike	LCSD	LCSD	Unit	D	%Rec	%Rec.	RPD	RPD
	Added	Result	Qualifier				Limits		
1,2-Dichlorobenzene	50.0	47.2		ug/Kg		94	70 - 130	1	20
1,3-Dichlorobenzene	50.0	47.4		ug/Kg		95	70 - 131	3	20
1,4-Dichlorobenzene	50.0	48.2		ug/Kg		96	70 - 130	2	20
1,3-Dichloropropane	50.0	45.2		ug/Kg		90	70 - 140	8	20
1,1-Dichloropropene	50.0	48.8		ug/Kg		98	70 - 130	2	20
1,2-Dibromo-3-Chloropropane	50.0	44.1		ug/Kg		88	60 - 145	14	20
Ethylene Dibromide	50.0	48.4		ug/Kg		97	70 - 140	9	20
Dibromomethane	50.0	47.7		ug/Kg		95	70 - 139	8	20
Dichlorodifluoromethane	50.0	52.6		ug/Kg		105	37 - 158	1	20
1,1-Dichloroethane	50.0	44.4		ug/Kg		89	70 - 130	1	20
1,2-Dichloroethane	50.0	41.7		ug/Kg		83	70 - 130	7	20
1,1-Dichloroethene	50.0	42.2		ug/Kg		84	76 - 122	3	20
cis-1,2-Dichloroethene	50.0	44.1		ug/Kg		88	70 - 138	1	20
trans-1,2-Dichloroethene	50.0	44.7		ug/Kg		89	67 - 130	3	20
1,2-Dichloropropane	50.0	45.1		ug/Kg		90	73 - 127	1	20
cis-1,3-Dichloropropene	50.0	48.5		ug/Kg		97	68 - 147	3	20
trans-1,3-Dichloropropene	50.0	52.1		ug/Kg		104	70 - 136	7	20
Ethylbenzene	50.0	46.2		ug/Kg		92	80 - 137	1	20
Hexachlorobutadiene	50.0	48.7		ug/Kg		97	70 - 132	4	20
2-Hexanone	250	192		ug/Kg		77	44 - 133	20	20
Isopropylbenzene	50.0	47.5		ug/Kg		95	70 - 130	2	20
4-Isopropyltoluene	50.0	47.7		ug/Kg		95	70 - 133	4	20
Methylene Chloride	50.0	47.2		ug/Kg		94	70 - 134	1	20
4-Methyl-2-pentanone (MIBK)	250	201		ug/Kg		80	60 - 160	17	20
Naphthalene	50.0	47.6		ug/Kg		95	60 - 147	7	20
N-Propylbenzene	50.0	46.0		ug/Kg		92	70 - 130	3	20
Styrene	50.0	48.5		ug/Kg		97	70 - 130	1	20
1,1,1,2-Tetrachloroethane	50.0	50.9		ug/Kg		102	70 - 130	3	20
1,1,1,2,2-Tetrachloroethane	50.0	44.8		ug/Kg		90	70 - 146	11	20
Tetrachloroethene	50.0	50.2		ug/Kg		100	70 - 132	1	20
Toluene	50.0	47.1		ug/Kg		94	80 - 128	2	20
1,2,3-Trichlorobenzene	50.0	47.3		ug/Kg		95	60 - 140	3	20
1,2,4-Trichlorobenzene	50.0	48.1		ug/Kg		96	60 - 140	1	20
1,1,1-Trichloroethane	50.0	46.5		ug/Kg		93	70 - 130	0	20
1,1,2-Trichloroethane	50.0	46.1		ug/Kg		92	70 - 130	7	20
Trichloroethene	50.0	50.5		ug/Kg		101	70 - 133	1	20
Trichlorofluoromethane	50.0	49.1		ug/Kg		98	60 - 140	1	20
1,2,3-Trichloropropane	50.0	46.6		ug/Kg		93	70 - 146	12	20
1,1,2-Trichloro-1,2,2-trifluoroethane	50.0	45.4		ug/Kg		91	60 - 140	3	20
1,2,4-Trimethylbenzene	50.0	46.1		ug/Kg		92	70 - 130	2	20
1,3,5-Trimethylbenzene	50.0	47.6		ug/Kg		95	70 - 131	4	20
Vinyl acetate	50.0	43.6		ug/Kg		87	38 - 176	14	20
Vinyl chloride	50.0	48.6		ug/Kg		97	58 - 125	5	20
m-Xylene & p-Xylene	50.0	45.9		ug/Kg		92	70 - 146	1	20
o-Xylene	50.0	45.7		ug/Kg		91	70 - 140	0	20
2,2-Dichloropropane	50.0	49.1		ug/Kg		98	70 - 162	3	20

TestAmerica Pleasanton

QC Sample Results

Client: Cornerstone Earth Group
Project/Site: East Bay Bridge Center

TestAmerica Job ID: 720-62077-2

Method: 8260B/CA_LUFTMS - 8260B / CA LUFT MS (Continued)

Lab Sample ID: LCSD 720-173488/7

Matrix: Solid

Analysis Batch: 173488

Client Sample ID: Lab Control Sample Dup

Prep Type: Total/NA

Surrogate	LCSD		Limits
	%Recovery	Qualifier	
4-Bromofluorobenzene	88		45 - 131
1,2-Dichloroethane-d4 (Surr)	86		60 - 140
Toluene-d8 (Surr)	97		58 - 140

Lab Sample ID: LCSD 720-173488/9

Matrix: Solid

Analysis Batch: 173488

Client Sample ID: Lab Control Sample Dup

Prep Type: Total/NA

Analyte	Spike Added	LCSD Result	LCSD Qualifier	Unit	D	%Rec	%Rec. Limits		RPD	RPD Limit
Gasoline Range Organics (GRO) -C5-C12	1000	964		ug/Kg		96	61 - 128	3	20	

Surrogate	LCSD		Limits
	%Recovery	Qualifier	
4-Bromofluorobenzene	90		45 - 131
1,2-Dichloroethane-d4 (Surr)	87		60 - 140
Toluene-d8 (Surr)	96		58 - 140

Lab Sample ID: 720-62132-A-1-B MS

Matrix: Solid

Analysis Batch: 173488

Client Sample ID: Matrix Spike

Prep Type: Total/NA

Prep Batch: 173508

Analyte	Sample Result	Sample Qualifier	Spike Added	MS		Unit	D	%Rec	%Rec. Limits	
				Result	Qualifier					
Methyl tert-butyl ether	ND		48.3	44.0		ug/Kg		91	69 - 130	
Acetone	ND		241	247		ug/Kg		102	37 - 150	
Benzene	ND		48.3	45.4		ug/Kg		94	70 - 130	
Dichlorobromomethane	ND		48.3	51.7		ug/Kg		107	64 - 135	
Bromobenzene	ND		48.3	48.0		ug/Kg		99	70 - 130	
Chlorobromomethane	ND		48.3	50.9		ug/Kg		105	65 - 130	
Bromoform	ND		48.3	50.9		ug/Kg		105	58 - 132	
Bromomethane	ND		48.3	48.9		ug/Kg		101	56 - 130	
2-Butanone (MEK)	ND		241	258		ug/Kg		107	41 - 150	
n-Butylbenzene	ND		48.3	40.8		ug/Kg		85	60 - 145	
sec-Butylbenzene	ND		48.3	42.3		ug/Kg		88	64 - 137	
tert-Butylbenzene	ND		48.3	43.2		ug/Kg		89	63 - 134	
Carbon disulfide	ND		48.3	40.2		ug/Kg		83	10 - 150	
Carbon tetrachloride	ND		48.3	53.2		ug/Kg		110	54 - 130	
Chlorobenzene	ND		48.3	45.7		ug/Kg		95	70 - 130	
Chloroethane	ND		48.3	46.2		ug/Kg		96	61 - 130	
Chloroform	ND		48.3	48.4		ug/Kg		100	67 - 130	
Chloromethane	ND		48.3	41.6		ug/Kg		86	50 - 131	
2-Chlorotoluene	ND		48.3	43.7		ug/Kg		90	70 - 130	
4-Chlorotoluene	ND		48.3	44.1		ug/Kg		91	70 - 130	
Chlorodibromomethane	ND		48.3	58.3		ug/Kg		121	60 - 141	
1,2-Dichlorobenzene	ND		48.3	45.8		ug/Kg		95	70 - 130	
1,3-Dichlorobenzene	ND		48.3	45.1		ug/Kg		93	70 - 130	
1,4-Dichlorobenzene	ND		48.3	45.9		ug/Kg		95	70 - 130	
1,3-Dichloropropane	ND		48.3	49.2		ug/Kg		102	70 - 130	
1,1-Dichloropropene	ND		48.3	48.1		ug/Kg		100	67 - 130	

TestAmerica Pleasanton

QC Sample Results

Client: Cornerstone Earth Group
Project/Site: East Bay Bridge Center

TestAmerica Job ID: 720-62077-2

Method: 8260B/CA_LUFTMS - 8260B / CA LUFT MS (Continued)

Lab Sample ID: 720-62132-A-1-B MS

Matrix: Solid

Analysis Batch: 173488

Client Sample ID: Matrix Spike

Prep Type: Total/NA

Prep Batch: 173508

Analyte	Sample	Sample	Spike	MS	MS	Unit	D	%Rec	%Rec.
	Result	Qualifier	Added	Result	Qualifier				Limits
1,2-Dibromo-3-Chloropropane	ND		48.3	47.1		ug/Kg		98	57 - 130
Ethylene Dibromide	ND		48.3	53.1		ug/Kg		110	66 - 135
Dibromomethane	ND		48.3	51.9		ug/Kg		108	65 - 131
Dichlorodifluoromethane	ND		48.3	54.8		ug/Kg		113	38 - 130
1,1-Dichloroethane	ND		48.3	44.3		ug/Kg		92	67 - 130
1,2-Dichloroethane	ND		48.3	46.8		ug/Kg		97	70 - 130
1,1-Dichloroethene	ND		48.3	39.7		ug/Kg		82	64 - 130
cis-1,2-Dichloroethene	ND		48.3	45.5		ug/Kg		94	68 - 131
trans-1,2-Dichloroethene	ND		48.3	41.6		ug/Kg		86	70 - 130
1,2-Dichloropropane	ND		48.3	46.2		ug/Kg		96	65 - 133
cis-1,3-Dichloropropene	ND		48.3	49.6		ug/Kg		103	46 - 139
trans-1,3-Dichloropropene	ND		48.3	55.5		ug/Kg		115	55 - 131
Ethylbenzene	ND		48.3	44.9		ug/Kg		93	65 - 130
Hexachlorobutadiene	ND		48.3	34.6		ug/Kg		72	58 - 132
2-Hexanone	ND		241	226		ug/Kg		94	44 - 150
Isopropylbenzene	ND		48.3	45.2		ug/Kg		94	65 - 130
4-Isopropyltoluene	ND		48.3	43.1		ug/Kg		89	69 - 134
Methylene Chloride	ND		48.3	47.7		ug/Kg		99	63 - 130
4-Methyl-2-pentanone (MIBK)	ND		241	230		ug/Kg		96	51 - 140
Naphthalene	ND		48.3	47.4		ug/Kg		98	45 - 146
N-Propylbenzene	ND		48.3	43.4		ug/Kg		90	70 - 130
Styrene	ND		48.3	47.3		ug/Kg		98	58 - 135
1,1,1,2-Tetrachloroethane	ND		48.3	53.0		ug/Kg		110	64 - 133
1,1,2,2-Tetrachloroethane	ND		48.3	41.5		ug/Kg		86	70 - 131
Tetrachloroethene	ND		48.3	49.4		ug/Kg		102	67 - 130
Toluene	ND		48.3	44.5		ug/Kg		92	70 - 130
1,2,3-Trichlorobenzene	ND		48.3	42.8		ug/Kg		89	58 - 138
1,2,4-Trichlorobenzene	ND		48.3	42.8		ug/Kg		89	49 - 144
1,1,1-Trichloroethane	ND		48.3	48.1		ug/Kg		100	57 - 133
1,1,2-Trichloroethane	ND		48.3	49.7		ug/Kg		103	68 - 132
Trichloroethene	ND		48.3	55.4		ug/Kg		115	66 - 130
Trichlorofluoromethane	ND		48.3	51.7		ug/Kg		107	61 - 130
1,2,3-Trichloropropane	ND		48.3	51.1		ug/Kg		106	62 - 150
1,1,2-Trichloro-1,2,2-trifluoroethane	ND		48.3	44.2		ug/Kg		91	52 - 130
1,2,4-Trimethylbenzene	ND		48.3	44.2		ug/Kg		92	64 - 140
1,3,5-Trimethylbenzene	ND		48.3	45.0		ug/Kg		93	67 - 134
Vinyl acetate	ND		48.3	ND	F1	ug/Kg		26	52 - 150
Vinyl chloride	ND		48.3	46.5		ug/Kg		96	62 - 130
m-Xylene & p-Xylene	ND		48.3	44.2		ug/Kg		92	70 - 130
o-Xylene	ND		48.3	45.5		ug/Kg		94	68 - 130
2,2-Dichloropropane	ND		48.3	48.1		ug/Kg		100	63 - 130

Surrogate	MS	MS	Limits
	%Recovery	Qualifier	
4-Bromofluorobenzene	92		45 - 131
1,2-Dichloroethane-d4 (Surr)	97		60 - 140
Toluene-d8 (Surr)	98		58 - 140

TestAmerica Pleasanton

QC Sample Results

Client: Cornerstone Earth Group
Project/Site: East Bay Bridge Center

TestAmerica Job ID: 720-62077-2

Method: 8260B/CA_LUFTMS - 8260B / CA LUFT MS (Continued)

Lab Sample ID: 720-62132-A-1-C MSD

Matrix: Solid

Analysis Batch: 173488

Client Sample ID: Matrix Spike Duplicate

Prep Type: Total/NA

Prep Batch: 173508

Analyte	Sample	Sample Qualifier	Spike Added	MSD	MSD Qualifier	Unit	D	%Rec	%Rec.	RPD	Limit
	Result			Result					Limits		
Methyl tert-butyl ether	ND		49.4	46.6		ug/Kg		94	69 - 130	6	20
Acetone	ND		247	254		ug/Kg		103	37 - 150	3	20
Benzene	ND		49.4	47.3		ug/Kg		96	70 - 130	4	20
Dichlorobromomethane	ND		49.4	52.8		ug/Kg		107	64 - 135	2	20
Bromobenzene	ND		49.4	50.4		ug/Kg		102	70 - 130	5	20
Chlorobromomethane	ND		49.4	52.8		ug/Kg		107	65 - 130	4	20
Bromoform	ND		49.4	51.5		ug/Kg		104	58 - 132	1	20
Bromomethane	ND		49.4	51.1		ug/Kg		103	56 - 130	4	20
2-Butanone (MEK)	ND		247	261		ug/Kg		106	41 - 150	1	20
n-Butylbenzene	ND		49.4	43.8		ug/Kg		89	60 - 145	7	20
sec-Butylbenzene	ND		49.4	45.5		ug/Kg		92	64 - 137	7	20
tert-Butylbenzene	ND		49.4	45.7		ug/Kg		93	63 - 134	6	20
Carbon disulfide	ND		49.4	41.8		ug/Kg		85	10 - 150	4	20
Carbon tetrachloride	ND		49.4	52.7		ug/Kg		107	54 - 130	1	20
Chlorobenzene	ND		49.4	47.2		ug/Kg		95	70 - 130	3	20
Chloroethane	ND		49.4	48.2		ug/Kg		98	61 - 130	4	20
Chloroform	ND		49.4	49.8		ug/Kg		101	67 - 130	3	20
Chloromethane	ND		49.4	43.5		ug/Kg		88	50 - 131	4	20
2-Chlorotoluene	ND		49.4	45.4		ug/Kg		92	70 - 130	4	20
4-Chlorotoluene	ND		49.4	45.7		ug/Kg		92	70 - 130	4	20
Chlorodibromomethane	ND		49.4	58.7		ug/Kg		119	60 - 141	1	20
1,2-Dichlorobenzene	ND		49.4	47.5		ug/Kg		96	70 - 130	3	20
1,3-Dichlorobenzene	ND		49.4	47.4		ug/Kg		96	70 - 130	5	20
1,4-Dichlorobenzene	ND		49.4	47.9		ug/Kg		97	70 - 130	4	20
1,3-Dichloropropane	ND		49.4	50.0		ug/Kg		101	70 - 130	2	20
1,1-Dichloropropene	ND		49.4	49.1		ug/Kg		99	67 - 130	2	20
1,2-Dibromo-3-Chloropropane	ND		49.4	47.4		ug/Kg		96	57 - 130	1	20
Ethylene Dibromide	ND		49.4	53.2		ug/Kg		108	66 - 135	0	20
Dibromomethane	ND		49.4	52.5		ug/Kg		106	65 - 131	1	20
Dichlorodifluoromethane	ND		49.4	54.4		ug/Kg		110	38 - 130	1	20
1,1-Dichloroethane	ND		49.4	46.3		ug/Kg		94	67 - 130	5	20
1,2-Dichloroethane	ND		49.4	47.0		ug/Kg		95	70 - 130	0	20
1,1-Dichloroethene	ND		49.4	42.1		ug/Kg		85	64 - 130	6	20
cis-1,2-Dichloroethene	ND		49.4	47.0		ug/Kg		95	68 - 131	3	20
trans-1,2-Dichloroethene	ND		49.4	44.9		ug/Kg		91	70 - 130	8	20
1,2-Dichloropropane	ND		49.4	48.2		ug/Kg		98	65 - 133	4	20
cis-1,3-Dichloropropene	ND		49.4	51.7		ug/Kg		105	46 - 139	4	20
trans-1,3-Dichloropropene	ND		49.4	56.6		ug/Kg		115	55 - 131	2	20
Ethylbenzene	ND		49.4	46.0		ug/Kg		93	65 - 130	3	20
Hexachlorobutadiene	ND		49.4	38.1		ug/Kg		77	58 - 132	10	20
2-Hexanone	ND		247	231		ug/Kg		94	44 - 150	2	20
Isopropylbenzene	ND		49.4	46.4		ug/Kg		94	65 - 130	3	20
4-Isopropyltoluene	ND		49.4	45.6		ug/Kg		92	69 - 134	6	20
Methylene Chloride	ND		49.4	50.6		ug/Kg		102	63 - 130	6	20
4-Methyl-2-pentanone (MIBK)	ND		247	236		ug/Kg		96	51 - 140	2	20
Naphthalene	ND		49.4	46.7		ug/Kg		95	45 - 146	1	20
N-Propylbenzene	ND		49.4	45.1		ug/Kg		91	70 - 130	4	20
Styrene	ND		49.4	49.4		ug/Kg		100	58 - 135	4	20

TestAmerica Pleasanton

QC Sample Results

Client: Cornerstone Earth Group
 Project/Site: East Bay Bridge Center

TestAmerica Job ID: 720-62077-2

Method: 8260B/CA_LUFTMS - 8260B / CA LUFT MS (Continued)

Lab Sample ID: 720-62132-A-1-C MSD

Matrix: Solid

Analysis Batch: 173488

Client Sample ID: Matrix Spike Duplicate

Prep Type: Total/NA

Prep Batch: 173508

Analyte	Sample	Sample	Spike	MSD	MSD	Unit	D	%Rec	%Rec.	RPD	Limit
	Result	Qualifier	Added	Result	Qualifier				Limits		
1,1,1,2-Tetrachloroethane	ND		49.4	54.1		ug/Kg		110	64 - 133	2	20
1,1,2,2-Tetrachloroethane	ND		49.4	39.2		ug/Kg		79	70 - 131	6	20
Tetrachloroethene	ND		49.4	51.1		ug/Kg		103	67 - 130	3	20
Toluene	ND		49.4	46.4		ug/Kg		94	70 - 130	4	20
1,2,3-Trichlorobenzene	ND		49.4	42.4		ug/Kg		86	58 - 138	1	20
1,2,4-Trichlorobenzene	ND		49.4	43.1		ug/Kg		87	49 - 144	1	20
1,1,1-Trichloroethane	ND		49.4	48.4		ug/Kg		98	57 - 133	1	20
1,1,2-Trichloroethane	ND		49.4	50.3		ug/Kg		102	68 - 132	1	20
Trichloroethene	ND		49.4	59.2		ug/Kg		120	66 - 130	7	20
Trichlorofluoromethane	ND		49.4	50.7		ug/Kg		103	61 - 130	2	20
1,2,3-Trichloropropane	ND		49.4	51.1		ug/Kg		103	62 - 150	0	20
1,1,2-Trichloro-1,2,2-trifluoroethane	ND		49.4	45.4		ug/Kg		92	52 - 130	3	20
1,2,4-Trimethylbenzene	ND		49.4	46.1		ug/Kg		93	64 - 140	4	20
1,3,5-Trimethylbenzene	ND		49.4	47.2		ug/Kg		95	67 - 134	5	20
Vinyl acetate	ND		49.4	ND	F1 F2	ug/Kg		18	52 - 150	35	20
Vinyl chloride	ND		49.4	48.6		ug/Kg		98	62 - 130	4	20
m-Xylene & p-Xylene	ND		49.4	45.8		ug/Kg		93	70 - 130	4	20
o-Xylene	ND		49.4	46.3		ug/Kg		94	68 - 130	2	20
2,2-Dichloropropane	ND		49.4	48.0		ug/Kg		97	63 - 130	0	20
MSD MSD											
Surrogate	%Recovery	Qualifier	Limits								
4-Bromofluorobenzene	90		45 - 131								
1,2-Dichloroethane-d4 (Surr)	94		60 - 140								
Toluene-d8 (Surr)	98		58 - 140								

QC Association Summary

Client: Cornerstone Earth Group
 Project/Site: East Bay Bridge Center

TestAmerica Job ID: 720-62077-2

GC/MS VOA

Analysis Batch: 173488

Lab Sample ID	Client Sample ID	Prep Type	Matrix	Method	Prep Batch
720-62077-8	EB-1 (6-6.5)	Total/NA	Solid	8260B/CA_LUFT	173508
720-62132-A-1-B MS	Matrix Spike	Total/NA	Solid	MS 8260B/CA_LUFT	173508
720-62132-A-1-C MSD	Matrix Spike Duplicate	Total/NA	Solid	MS 8260B/CA_LUFT	173508
LCS 720-173488/6	Lab Control Sample	Total/NA	Solid	MS 8260B/CA_LUFT	
LCS 720-173488/8	Lab Control Sample	Total/NA	Solid	MS 8260B/CA_LUFT	
LCSD 720-173488/7	Lab Control Sample Dup	Total/NA	Solid	MS 8260B/CA_LUFT	
LCSD 720-173488/9	Lab Control Sample Dup	Total/NA	Solid	MS 8260B/CA_LUFT	
MB 720-173488/5	Method Blank	Total/NA	Solid	MS 8260B/CA_LUFT	

Prep Batch: 173508

Lab Sample ID	Client Sample ID	Prep Type	Matrix	Method	Prep Batch
720-62077-8	EB-1 (6-6.5)	Total/NA	Solid	5030B	
720-62132-A-1-B MS	Matrix Spike	Total/NA	Solid	5030B	
720-62132-A-1-C MSD	Matrix Spike Duplicate	Total/NA	Solid	5030B	



Lab Chronicle

Client: Cornerstone Earth Group
Project/Site: East Bay Bridge Center

TestAmerica Job ID: 720-62077-2

Client Sample ID: EB-1 (6-6.5)

Lab Sample ID: 720-62077-8

Date Collected: 12/23/14 13:12

Matrix: Solid

Date Received: 12/23/14 15:10

Prep Type	Batch Type	Batch Method	Run	Dilution Factor	Batch Number	Prepared or Analyzed	Analyst	Lab
Total/NA	Prep	5030B			173508	01/02/15 11:04	LPL	TAL PLS
Total/NA	Analysis	8260B/CA_LUFTMS		1	173488	01/02/15 12:17	ASC	TAL PLS

Laboratory References:

TAL PLS = TestAmerica Pleasanton, 1220 Quarry Lane, Pleasanton, CA 94566, TEL (925)484-1919

- 1
- 2
- 3
- 4
- 5
- 6
- 7
- 8
- 9
- 10
- 11
- 12
- 13
- 14

Certification Summary

Client: Cornerstone Earth Group
Project/Site: East Bay Bridge Center

TestAmerica Job ID: 720-62077-2

Laboratory: TestAmerica Pleasanton

Unless otherwise noted, all analytes for this laboratory were covered under each certification below.

Authority	Program	EPA Region	Certification ID	Expiration Date
California	State Program	9	2496	01-31-16

Analysis Method	Prep Method	Matrix	Analyte
-----------------	-------------	--------	---------

- 1
- 2
- 3
- 4
- 5
- 6
- 7
- 8
- 9
- 10
- 11
- 12
- 13
- 14

Method Summary

Client: Cornerstone Earth Group
Project/Site: East Bay Bridge Center

TestAmerica Job ID: 720-62077-2

Method	Method Description	Protocol	Laboratory
8260B/CA_LUFTM S	8260B / CA LUFT MS	SW846	TAL PLS

Protocol References:

SW846 = "Test Methods For Evaluating Solid Waste, Physical/Chemical Methods", Third Edition, November 1986 And Its Updates.

Laboratory References:

TAL PLS = TestAmerica Pleasanton, 1220 Quarry Lane, Pleasanton, CA 94566, TEL (925)484-1919



Sample Summary

Client: Cornerstone Earth Group
Project/Site: East Bay Bridge Center

TestAmerica Job ID: 720-62077-2

Lab Sample ID	Client Sample ID	Matrix	Collected	Received
720-62077-8	EB-1 (6-6.5)	Solid	12/23/14 13:12	12/23/14 15:10

- 1
- 2
- 3
- 4
- 5
- 6
- 7
- 8
- 9
- 10
- 11
- 12
- 13
- 14

J-62077-2

Caparas, Criselda

From: Randall R. Bleichner [rbleichner@cornerstoneearth.com]
Sent: Tuesday, December 30, 2014 12:41 PM
To: Caparas, Criselda
Subject: FW: 371-5-2 Additional Anaylsis

Please see below.

Randall.

From: Randall R. Bleichner
Sent: Tuesday, December 30, 2014 12:40 PM
To: 'afsaneh.salimpour@testamericainc.com'
Subject: 371-5-2 Additional Anaylsis

Hi Afsaneh,

For the samples that were submitted last Tuesday, 12/23/14, could you please add a TPHg and VOC analysis for sample EB-1 (6-6.5). Standard response.


Thanks,

Randall Bleichner
Staff Geologist



1270 Springbrook Road, Suite 101 | Walnut Creek, CA 94597
T 925-988-9500, Ext. 15 | F 925-988-9501
C 925.817.8371
E rbleichner@cornerstoneearth.com

www.cornerstoneearth.com



Login Sample Receipt Checklist

Client: Cornerstone Earth Group

Job Number: 720-62077-2

Login Number: 62077

List Source: TestAmerica Pleasanton

List Number: 1

Creator: Bullock, Tracy

Question	Answer	Comment
Radioactivity wasn't checked or is <=/ background as measured by a survey meter.	N/A	
The cooler's custody seal, if present, is intact.	N/A	
Sample custody seals, if present, are intact.	N/A	
The cooler or samples do not appear to have been compromised or tampered with.	True	
Samples were received on ice.	True	
Cooler Temperature is acceptable.	True	
Cooler Temperature is recorded.	True	
COC is present.	True	
COC is filled out in ink and legible.	True	
COC is filled out with all pertinent information.	True	
Is the Field Sampler's name present on COC?	True	
There are no discrepancies between the containers received and the COC.	True	
Samples are received within Holding Time.	True	
Sample containers have legible labels.	True	
Containers are not broken or leaking.	True	
Sample collection date/times are provided.	True	
Appropriate sample containers are used.	True	
Sample bottles are completely filled.	True	
Sample Preservation Verified.	N/A	
There is sufficient vol. for all requested analyses, incl. any requested MS/MSDs	True	
Containers requiring zero headspace have no headspace or bubble is <6mm (1/4").	True	
Multiphasic samples are not present.	True	
Samples do not require splitting or compositing.	True	
Residual Chlorine Checked.	N/A	



TestAmerica

THE LEADER IN ENVIRONMENTAL TESTING

ANALYTICAL REPORT

TestAmerica Laboratories, Inc.
TestAmerica Pleasanton
1220 Quarry Lane
Pleasanton, CA 94566
Tel: (925)484-1919

TestAmerica Job ID: 720-62077-3
Client Project/Site: East Bay Bridge Center

For:
Cornerstone Earth Group
1259 Oakmead Parkway
Sunnyvale, California 94085

Attn: Mr. Chris Heiny



Authorized for release by:
1/9/2015 4:22:27 PM

Afsaneh Salimpour, Senior Project Manager
(925)484-1919
afsaneh.salimpour@testamericainc.com

LINKS

Review your project
results through
TotalAccess

Have a Question?



Visit us at:
www.testamericainc.com

This report has been electronically signed and authorized by the signatory. Electronic signature is intended to be the legally binding equivalent of a traditionally handwritten signature.

Results relate only to the items tested and the sample(s) as received by the laboratory.

- 1
- 2
- 3
- 4
- 5
- 6
- 7
- 8
- 9
- 10
- 11
- 12
- 13
- 14



Table of Contents

Cover Page	1
Table of Contents	2
Definitions/Glossary	3
Case Narrative	4
Detection Summary	5
Client Sample Results	7
QC Sample Results	24
QC Association Summary	26
Lab Chronicle	28
Certification Summary	31
Method Summary	32
Sample Summary	33
Chain of Custody	34
Receipt Checklists	36

Definitions/Glossary

Client: Cornerstone Earth Group
Project/Site: East Bay Bridge Center

TestAmerica Job ID: 720-62077-3

Qualifiers

GC Semi VOA

Qualifier	Qualifier Description
D	Surrogate or matrix spike recoveries were not obtained because the extract was diluted for analysis; also compounds analyzed at a dilution may be flagged with a D.
X	Surrogate is outside control limits

Glossary

Abbreviation	These commonly used abbreviations may or may not be present in this report.
▫	Listed under the "D" column to designate that the result is reported on a dry weight basis
%R	Percent Recovery
CFL	Contains Free Liquid
CNF	Contains no Free Liquid
DER	Duplicate error ratio (normalized absolute difference)
Dil Fac	Dilution Factor
DL, RA, RE, IN	Indicates a Dilution, Re-analysis, Re-extraction, or additional Initial metals/anion analysis of the sample
DLC	Decision level concentration
MDA	Minimum detectable activity
EDL	Estimated Detection Limit
MDC	Minimum detectable concentration
MDL	Method Detection Limit
ML	Minimum Level (Dioxin)
NC	Not Calculated
ND	Not detected at the reporting limit (or MDL or EDL if shown)
PQL	Practical Quantitation Limit
QC	Quality Control
RER	Relative error ratio
RL	Reporting Limit or Requested Limit (Radiochemistry)
RPD	Relative Percent Difference, a measure of the relative difference between two points
TEF	Toxicity Equivalent Factor (Dioxin)
TEQ	Toxicity Equivalent Quotient (Dioxin)

Case Narrative

Client: Cornerstone Earth Group
Project/Site: East Bay Bridge Center

TestAmerica Job ID: 720-62077-3

Job ID: 720-62077-3

Laboratory: TestAmerica Pleasanton

Narrative

Job Narrative
720-62077-3

Comments

No additional comments.

Receipt

The samples were received on 12/23/2014 3:10 PM; the samples arrived in good condition, properly preserved and, where required, on ice. The temperature of the cooler at receipt was 4.3° C.

GC Semi VOA

Method(s) 8015B: The following sample(s) required a dilution due to the nature of the sample matrix: EB-10 (6-6.5) (720-62077-56). Because of this dilution, the surrogate spike concentration in the sample was reduced to a level where the recovery calculation does not provide useful information.

No additional analytical or quality issues were noted, other than those described above or in the Definitions/Glossary page.

Metals

No analytical or quality issues were noted, other than those described in the Definitions/Glossary page.

Organic Prep

No analytical or quality issues were noted, other than those described in the Definitions/Glossary page.



Detection Summary

Client: Cornerstone Earth Group
Project/Site: East Bay Bridge Center

TestAmerica Job ID: 720-62077-3

Client Sample ID: EB-1 (8-8.5)

Lab Sample ID: 720-62077-26

Analyte	Result	Qualifier	RL	MDL	Unit	Dil Fac	D	Method	Prep Type
Diesel Range Organics [C10-C28]	55		1.0		mg/Kg	1		8015B	Silica Gel Cleanup
Motor Oil Range Organics [C24-C36]	110		50		mg/Kg	1		8015B	Silica Gel Cleanup

Client Sample ID: EB-1 (9.5-10)

Lab Sample ID: 720-62077-27

Analyte	Result	Qualifier	RL	MDL	Unit	Dil Fac	D	Method	Prep Type
Diesel Range Organics [C10-C28]	13		1.0		mg/Kg	1		8015B	Silica Gel Cleanup

Client Sample ID: COMPOSITE-1

Lab Sample ID: 720-62077-28

Analyte	Result	Qualifier	RL	MDL	Unit	Dil Fac	D	Method	Prep Type
Lead	2.0		0.050		mg/L	1		6010B	STLC Citrate

Client Sample ID: EB-4 (6-6.5)

Lab Sample ID: 720-62077-30

No Detections.

Client Sample ID: EB-4 (8-8.5)

Lab Sample ID: 720-62077-31

No Detections.

Client Sample ID: EB-4 (9.5-10)

Lab Sample ID: 720-62077-32

No Detections.

Client Sample ID: COMPOSITE-3

Lab Sample ID: 720-62077-45

Analyte	Result	Qualifier	RL	MDL	Unit	Dil Fac	D	Method	Prep Type
Lead	14		0.050		mg/L	1		6010B	STLC Citrate

Client Sample ID: EB-7 (6-6.5)

Lab Sample ID: 720-62077-51

No Detections.

Client Sample ID: EB-7 (8-8.5)

Lab Sample ID: 720-62077-52

No Detections.

Client Sample ID: EB-7 (9.5-10)

Lab Sample ID: 720-62077-53

No Detections.

Client Sample ID: EB-10 (6-6.5)

Lab Sample ID: 720-62077-56

Analyte	Result	Qualifier	RL	MDL	Unit	Dil Fac	D	Method	Prep Type
Diesel Range Organics [C10-C28]	640		10		mg/Kg	10		8015B	Silica Gel Cleanup
Motor Oil Range Organics [C24-C36]	1300		500		mg/Kg	10		8015B	Silica Gel Cleanup

This Detection Summary does not include radiochemical test results.

TestAmerica Pleasanton

Detection Summary

Client: Cornerstone Earth Group
Project/Site: East Bay Bridge Center

TestAmerica Job ID: 720-62077-3

Client Sample ID: EB-10 (8-8.5)

Lab Sample ID: 720-62077-57

Analyte	Result	Qualifier	RL	MDL	Unit	Dil Fac	D	Method	Prep Type
Diesel Range Organics [C10-C28]	2.5		0.99		mg/Kg	1		8015B	Silica Gel Cleanup

Client Sample ID: EB-10 (9.5-10)

Lab Sample ID: 720-62077-58

No Detections.

Client Sample ID: EB-9 (6-6.5)

Lab Sample ID: 720-62077-60

Analyte	Result	Qualifier	RL	MDL	Unit	Dil Fac	D	Method	Prep Type
Diesel Range Organics [C10-C28]	1.2		0.98		mg/Kg	1		8015B	Silica Gel Cleanup

Client Sample ID: EB-9 (8-8.5)

Lab Sample ID: 720-62077-61

No Detections.

Client Sample ID: EB-9 (9.5-10)

Lab Sample ID: 720-62077-62

No Detections.

Client Sample ID: COMPOSITE-5

Lab Sample ID: 720-62077-63

Analyte	Result	Qualifier	RL	MDL	Unit	Dil Fac	D	Method	Prep Type
Lead	3.0		0.050		mg/L	1		6010B	STLC Citrate

This Detection Summary does not include radiochemical test results.

TestAmerica Pleasanton

Client Sample Results

Client: Cornerstone Earth Group
 Project/Site: East Bay Bridge Center

TestAmerica Job ID: 720-62077-3

Client Sample ID: EB-1 (8-8.5)

Lab Sample ID: 720-62077-26

Date Collected: 12/23/14 13:14

Matrix: Solid

Date Received: 12/23/14 15:10

Method: 8015B - Diesel Range Organics (DRO) (GC) - Silica Gel Cleanup

Analyte	Result	Qualifier	RL	MDL	Unit	D	Prepared	Analyzed	Dil Fac
Diesel Range Organics [C10-C28]	55		1.0		mg/Kg		01/06/15 09:42	01/08/15 01:40	1
Motor Oil Range Organics [C24-C36]	110		50		mg/Kg		01/06/15 09:42	01/08/15 01:40	1
Surrogate	%Recovery	Qualifier	Limits				Prepared	Analyzed	Dil Fac
Capric Acid (Surr)	0.5		0 - 1				01/06/15 09:42	01/08/15 01:40	1
p-Terphenyl	62		38 - 148				01/06/15 09:42	01/08/15 01:40	1



Client Sample Results

Client: Cornerstone Earth Group
 Project/Site: East Bay Bridge Center

TestAmerica Job ID: 720-62077-3

Client Sample ID: EB-1 (9.5-10)

Lab Sample ID: 720-62077-27

Date Collected: 12/23/14 13:15

Matrix: Solid

Date Received: 12/23/14 15:10

Method: 8015B - Diesel Range Organics (DRO) (GC) - Silica Gel Cleanup

Analyte	Result	Qualifier	RL	MDL	Unit	D	Prepared	Analyzed	Dil Fac
Diesel Range Organics [C10-C28]	13		1.0		mg/Kg		01/06/15 09:42	01/08/15 00:42	1
Motor Oil Range Organics [C24-C36]	ND		50		mg/Kg		01/06/15 09:42	01/08/15 00:42	1
Surrogate	%Recovery	Qualifier	Limits				Prepared	Analyzed	Dil Fac
Capric Acid (Surr)	0.1		0 - 1				01/06/15 09:42	01/08/15 00:42	1
p-Terphenyl	69		38 - 148				01/06/15 09:42	01/08/15 00:42	1

Client Sample Results

Client: Cornerstone Earth Group
Project/Site: East Bay Bridge Center

TestAmerica Job ID: 720-62077-3

Client Sample ID: COMPOSITE-1

Lab Sample ID: 720-62077-28

Date Collected: 12/23/14 12:20

Matrix: Solid

Date Received: 12/23/14 15:10

Method: 6010B - Metals (ICP) - STLC Citrate

Analyte	Result	Qualifier	RL	MDL	Unit	D	Prepared	Analyzed	Dil Fac
Lead	2.0		0.050		mg/L		01/08/15 17:44	01/09/15 09:59	1

- 1
- 2
- 3
- 4
- 5
- 6
- 7
- 8
- 9
- 10
- 11
- 12
- 13
- 14

Client Sample Results

Client: Cornerstone Earth Group
 Project/Site: East Bay Bridge Center

TestAmerica Job ID: 720-62077-3

Client Sample ID: EB-4 (6-6.5)

Lab Sample ID: 720-62077-30

Date Collected: 12/23/14 10:53

Matrix: Solid

Date Received: 12/23/14 15:10

Method: 8015B - Diesel Range Organics (DRO) (GC) - Silica Gel Cleanup

Analyte	Result	Qualifier	RL	MDL	Unit	D	Prepared	Analyzed	Dil Fac
Diesel Range Organics [C10-C28]	ND		1.0		mg/Kg		01/06/15 09:42	01/08/15 00:13	1
Motor Oil Range Organics [C24-C36]	ND		50		mg/Kg		01/06/15 09:42	01/08/15 00:13	1
Surrogate	%Recovery	Qualifier	Limits				Prepared	Analyzed	Dil Fac
Capric Acid (Surr)	0.005		0 - 1				01/06/15 09:42	01/08/15 00:13	1
p-Terphenyl	83		38 - 148				01/06/15 09:42	01/08/15 00:13	1

Client Sample Results

Client: Cornerstone Earth Group
 Project/Site: East Bay Bridge Center

TestAmerica Job ID: 720-62077-3

Client Sample ID: EB-4 (8-8.5)

Lab Sample ID: 720-62077-31

Date Collected: 12/23/14 10:55

Matrix: Solid

Date Received: 12/23/14 15:10

Method: 8015B - Diesel Range Organics (DRO) (GC) - Silica Gel Cleanup

Analyte	Result	Qualifier	RL	MDL	Unit	D	Prepared	Analyzed	Dil Fac
Diesel Range Organics [C10-C28]	ND		1.0		mg/Kg		01/06/15 09:42	01/08/15 00:42	1
Motor Oil Range Organics [C24-C36]	ND		50		mg/Kg		01/06/15 09:42	01/08/15 00:42	1
Surrogate	%Recovery	Qualifier	Limits				Prepared	Analyzed	Dil Fac
Capric Acid (Surr)	0.004		0 - 1				01/06/15 09:42	01/08/15 00:42	1
p-Terphenyl	94		38 - 148				01/06/15 09:42	01/08/15 00:42	1

Client Sample Results

Client: Cornerstone Earth Group
 Project/Site: East Bay Bridge Center

TestAmerica Job ID: 720-62077-3

Client Sample ID: EB-4 (9.5-10)

Lab Sample ID: 720-62077-32

Date Collected: 12/23/14 10:56

Matrix: Solid

Date Received: 12/23/14 15:10

Method: 8015B - Diesel Range Organics (DRO) (GC) - Silica Gel Cleanup

Analyte	Result	Qualifier	RL	MDL	Unit	D	Prepared	Analyzed	Dil Fac
Diesel Range Organics [C10-C28]	ND		0.99		mg/Kg		01/06/15 09:42	01/08/15 01:11	1
Motor Oil Range Organics [C24-C36]	ND		50		mg/Kg		01/06/15 09:42	01/08/15 01:11	1
Surrogate	%Recovery	Qualifier	Limits				Prepared	Analyzed	Dil Fac
Capric Acid (Surr)	0.004		0 - 1				01/06/15 09:42	01/08/15 01:11	1
p-Terphenyl	84		38 - 148				01/06/15 09:42	01/08/15 01:11	1



Client Sample Results

Client: Cornerstone Earth Group
Project/Site: East Bay Bridge Center

TestAmerica Job ID: 720-62077-3

Client Sample ID: COMPOSITE-3

Lab Sample ID: 720-62077-45

Date Collected: 12/23/14 10:20

Matrix: Solid

Date Received: 12/23/14 15:10

Method: 6010B - Metals (ICP) - STLC Citrate

Analyte	Result	Qualifier	RL	MDL	Unit	D	Prepared	Analyzed	Dil Fac
Lead	14		0.050		mg/L		01/08/15 17:44	01/09/15 10:04	1

- 1
- 2
- 3
- 4
- 5
- 6
- 7
- 8
- 9
- 10
- 11
- 12
- 13
- 14

Client Sample Results

Client: Cornerstone Earth Group
 Project/Site: East Bay Bridge Center

TestAmerica Job ID: 720-62077-3

Client Sample ID: EB-7 (6-6.5)

Lab Sample ID: 720-62077-51

Date Collected: 12/23/14 10:45

Matrix: Solid

Date Received: 12/23/14 15:10

Method: 8015B - Diesel Range Organics (DRO) (GC) - Silica Gel Cleanup

Analyte	Result	Qualifier	RL	MDL	Unit	D	Prepared	Analyzed	Dil Fac
Diesel Range Organics [C10-C28]	ND		1.0		mg/Kg		01/06/15 09:42	01/08/15 01:40	1
Motor Oil Range Organics [C24-C36]	ND		50		mg/Kg		01/06/15 09:42	01/08/15 01:40	1
Surrogate	%Recovery	Qualifier	Limits				Prepared	Analyzed	Dil Fac
Capric Acid (Surr)	0.004		0 - 1				01/06/15 09:42	01/08/15 01:40	1
p-Terphenyl	83		38 - 148				01/06/15 09:42	01/08/15 01:40	1



Client Sample Results

Client: Cornerstone Earth Group
 Project/Site: East Bay Bridge Center

TestAmerica Job ID: 720-62077-3

Client Sample ID: EB-7 (8-8.5)

Lab Sample ID: 720-62077-52

Date Collected: 12/23/14 10:46

Matrix: Solid

Date Received: 12/23/14 15:10

Method: 8015B - Diesel Range Organics (DRO) (GC) - Silica Gel Cleanup

Analyte	Result	Qualifier	RL	MDL	Unit	D	Prepared	Analyzed	Dil Fac
Diesel Range Organics [C10-C28]	ND		1.0		mg/Kg		01/06/15 09:42	01/08/15 02:09	1
Motor Oil Range Organics [C24-C36]	ND		50		mg/Kg		01/06/15 09:42	01/08/15 02:09	1
Surrogate	%Recovery	Qualifier	Limits				Prepared	Analyzed	Dil Fac
Capric Acid (Surr)	0.005		0 - 1				01/06/15 09:42	01/08/15 02:09	1
p-Terphenyl	93		38 - 148				01/06/15 09:42	01/08/15 02:09	1



Client Sample Results

Client: Cornerstone Earth Group
 Project/Site: East Bay Bridge Center

TestAmerica Job ID: 720-62077-3

Client Sample ID: EB-7 (9.5-10)

Lab Sample ID: 720-62077-53

Date Collected: 12/23/14 10:48

Matrix: Solid

Date Received: 12/23/14 15:10

Method: 8015B - Diesel Range Organics (DRO) (GC) - Silica Gel Cleanup

Analyte	Result	Qualifier	RL	MDL	Unit	D	Prepared	Analyzed	Dil Fac
Diesel Range Organics [C10-C28]	ND		0.99		mg/Kg		01/06/15 09:42	01/08/15 02:38	1
Motor Oil Range Organics [C24-C36]	ND		50		mg/Kg		01/06/15 09:42	01/08/15 02:38	1
Surrogate	%Recovery	Qualifier	Limits				Prepared	Analyzed	Dil Fac
Capric Acid (Surr)	0.003		0 - 1				01/06/15 09:42	01/08/15 02:38	1
p-Terphenyl	84		38 - 148				01/06/15 09:42	01/08/15 02:38	1



Client Sample Results

Client: Cornerstone Earth Group
 Project/Site: East Bay Bridge Center

TestAmerica Job ID: 720-62077-3

Client Sample ID: EB-10 (6-6.5)

Lab Sample ID: 720-62077-56

Date Collected: 12/23/14 09:45

Matrix: Solid

Date Received: 12/23/14 15:10

Method: 8015B - Diesel Range Organics (DRO) (GC) - Silica Gel Cleanup

Analyte	Result	Qualifier	RL	MDL	Unit	D	Prepared	Analyzed	Dil Fac
Diesel Range Organics [C10-C28]	640		10		mg/Kg		01/06/15 09:42	01/08/15 05:32	10
Motor Oil Range Organics [C24-C36]	1300		500		mg/Kg		01/06/15 09:42	01/08/15 05:32	10
Surrogate	%Recovery	Qualifier	Limits				Prepared	Analyzed	Dil Fac
Capric Acid (Surr)	0		0 - 1				01/06/15 09:42	01/08/15 05:32	10
p-Terphenyl	0	XD	38 - 148				01/06/15 09:42	01/08/15 05:32	10



Client Sample Results

Client: Cornerstone Earth Group
 Project/Site: East Bay Bridge Center

TestAmerica Job ID: 720-62077-3

Client Sample ID: EB-10 (8-8.5)

Lab Sample ID: 720-62077-57

Date Collected: 12/23/14 09:50

Matrix: Solid

Date Received: 12/23/14 15:10

Method: 8015B - Diesel Range Organics (DRO) (GC) - Silica Gel Cleanup

Analyte	Result	Qualifier	RL	MDL	Unit	D	Prepared	Analyzed	Dil Fac
Diesel Range Organics [C10-C28]	2.5		0.99		mg/Kg		01/06/15 09:42	01/08/15 01:11	1
Motor Oil Range Organics [C24-C36]	ND		50		mg/Kg		01/06/15 09:42	01/08/15 01:11	1
Surrogate	%Recovery	Qualifier	Limits				Prepared	Analyzed	Dil Fac
Capric Acid (Surr)	0.003		0 - 1				01/06/15 09:42	01/08/15 01:11	1
p-Terphenyl	91		38 - 148				01/06/15 09:42	01/08/15 01:11	1



Client Sample Results

Client: Cornerstone Earth Group
 Project/Site: East Bay Bridge Center

TestAmerica Job ID: 720-62077-3

Client Sample ID: EB-10 (9.5-10)

Lab Sample ID: 720-62077-58

Date Collected: 12/23/14 09:55

Matrix: Solid

Date Received: 12/23/14 15:10

Method: 8015B - Diesel Range Organics (DRO) (GC) - Silica Gel Cleanup

Analyte	Result	Qualifier	RL	MDL	Unit	D	Prepared	Analyzed	Dil Fac
Diesel Range Organics [C10-C28]	ND		0.99		mg/Kg		01/06/15 09:42	01/08/15 03:07	1
Motor Oil Range Organics [C24-C36]	ND		50		mg/Kg		01/06/15 09:42	01/08/15 03:07	1
Surrogate	%Recovery	Qualifier	Limits				Prepared	Analyzed	Dil Fac
Capric Acid (Surr)	0.004		0 - 1				01/06/15 09:42	01/08/15 03:07	1
p-Terphenyl	88		38 - 148				01/06/15 09:42	01/08/15 03:07	1



Client Sample Results

Client: Cornerstone Earth Group
 Project/Site: East Bay Bridge Center

TestAmerica Job ID: 720-62077-3

Client Sample ID: EB-9 (6-6.5)

Lab Sample ID: 720-62077-60

Date Collected: 12/23/14 10:02

Matrix: Solid

Date Received: 12/23/14 15:10

Method: 8015B - Diesel Range Organics (DRO) (GC) - Silica Gel Cleanup

Analyte	Result	Qualifier	RL	MDL	Unit	D	Prepared	Analyzed	Dil Fac
Diesel Range Organics [C10-C28]	1.2		0.98		mg/Kg		01/06/15 09:42	01/08/15 04:34	1
Motor Oil Range Organics [C24-C36]	ND		49		mg/Kg		01/06/15 09:42	01/08/15 04:34	1
Surrogate	%Recovery	Qualifier	Limits				Prepared	Analyzed	Dil Fac
Capric Acid (Surr)	0.004		0 - 1				01/06/15 09:42	01/08/15 04:34	1
p-Terphenyl	87		38 - 148				01/06/15 09:42	01/08/15 04:34	1



Client Sample Results

Client: Cornerstone Earth Group
 Project/Site: East Bay Bridge Center

TestAmerica Job ID: 720-62077-3

Client Sample ID: EB-9 (8-8.5)

Lab Sample ID: 720-62077-61

Date Collected: 12/23/14 10:05

Matrix: Solid

Date Received: 12/23/14 15:10

Method: 8015B - Diesel Range Organics (DRO) (GC) - Silica Gel Cleanup

Analyte	Result	Qualifier	RL	MDL	Unit	D	Prepared	Analyzed	Dil Fac
Diesel Range Organics [C10-C28]	ND		0.99		mg/Kg		01/06/15 09:42	01/08/15 03:36	1
Motor Oil Range Organics [C24-C36]	ND		50		mg/Kg		01/06/15 09:42	01/08/15 03:36	1
Surrogate	%Recovery	Qualifier	Limits				Prepared	Analyzed	Dil Fac
Capric Acid (Surr)	0.006		0 - 1				01/06/15 09:42	01/08/15 03:36	1
p-Terphenyl	89		38 - 148				01/06/15 09:42	01/08/15 03:36	1



Client Sample Results

Client: Cornerstone Earth Group
 Project/Site: East Bay Bridge Center

TestAmerica Job ID: 720-62077-3

Client Sample ID: EB-9 (9.5-10)

Lab Sample ID: 720-62077-62

Date Collected: 12/23/14 10:08

Matrix: Solid

Date Received: 12/23/14 15:10

Method: 8015B - Diesel Range Organics (DRO) (GC) - Silica Gel Cleanup

Analyte	Result	Qualifier	RL	MDL	Unit	D	Prepared	Analyzed	Dil Fac
Diesel Range Organics [C10-C28]	ND		1.0		mg/Kg		01/06/15 09:42	01/08/15 04:05	1
Motor Oil Range Organics [C24-C36]	ND		50		mg/Kg		01/06/15 09:42	01/08/15 04:05	1
Surrogate	%Recovery	Qualifier	Limits				Prepared	Analyzed	Dil Fac
Capric Acid (Surr)	0		0 - 1				01/06/15 09:42	01/08/15 04:05	1
p-Terphenyl	87		38 - 148				01/06/15 09:42	01/08/15 04:05	1



Client Sample Results

Client: Cornerstone Earth Group
Project/Site: East Bay Bridge Center

TestAmerica Job ID: 720-62077-3

Client Sample ID: COMPOSITE-5

Lab Sample ID: 720-62077-63

Date Collected: 12/23/14 09:40

Matrix: Solid

Date Received: 12/23/14 15:10

Method: 6010B - Metals (ICP) - STLC Citrate

Analyte	Result	Qualifier	RL	MDL	Unit	D	Prepared	Analyzed	Dil Fac
Lead	3.0		0.050		mg/L		01/08/15 17:44	01/09/15 10:10	1

- 1
- 2
- 3
- 4
- 5
- 6
- 7
- 8
- 9
- 10
- 11
- 12
- 13
- 14

QC Sample Results

Client: Cornerstone Earth Group
Project/Site: East Bay Bridge Center

TestAmerica Job ID: 720-62077-3

Method: 8015B - Diesel Range Organics (DRO) (GC)

Lab Sample ID: MB 720-173633/1-A

Matrix: Solid

Analysis Batch: 173684

Client Sample ID: Method Blank

Prep Type: Silica Gel Cleanup

Prep Batch: 173633

Analyte	MB Result	MB Qualifier	RL	MDL	Unit	D	Prepared	Analyzed	Dil Fac
Diesel Range Organics [C10-C28]	ND		1.0		mg/Kg		01/06/15 09:42	01/08/15 05:32	1
Motor Oil Range Organics [C24-C36]	ND		50		mg/Kg		01/06/15 09:42	01/08/15 05:32	1

Surrogate	MB %Recovery	MB Qualifier	Limits	Prepared	Analyzed	Dil Fac
Capric Acid (Surr)	0.006		0 - 1	01/06/15 09:42	01/08/15 05:32	1
p-Terphenyl	96		38 - 148	01/06/15 09:42	01/08/15 05:32	1

Lab Sample ID: LCS 720-173633/2-A

Matrix: Solid

Analysis Batch: 173684

Client Sample ID: Lab Control Sample

Prep Type: Silica Gel Cleanup

Prep Batch: 173633

Analyte	Spike Added	LCS Result	LCS Qualifier	Unit	D	%Rec	Limits
Diesel Range Organics [C10-C28]	82.6	67.1		mg/Kg		81	36 - 112

Surrogate	LCS %Recovery	LCS Qualifier	Limits
p-Terphenyl	103		38 - 148

Lab Sample ID: 720-62139-D-2-C MS

Matrix: Solid

Analysis Batch: 173684

Client Sample ID: Matrix Spike

Prep Type: Silica Gel Cleanup

Prep Batch: 173633

Analyte	Sample Result	Sample Qualifier	Spike Added	MS Result	MS Qualifier	Unit	D	%Rec	%Rec. Limits
Diesel Range Organics [C10-C28]	2.6		82.9	72.3		mg/Kg		84	50 - 150

Surrogate	MS %Recovery	MS Qualifier	Limits
p-Terphenyl	94		38 - 148

Lab Sample ID: 720-62139-D-2-D MSD

Matrix: Solid

Analysis Batch: 173684

Client Sample ID: Matrix Spike Duplicate

Prep Type: Silica Gel Cleanup

Prep Batch: 173633

Analyte	Sample Result	Sample Qualifier	Spike Added	MSD Result	MSD Qualifier	Unit	D	%Rec	%Rec. Limits	RPD	RPD Limit
Diesel Range Organics [C10-C28]	2.6		82.0	66.4		mg/Kg		78	50 - 150	8	30

Surrogate	MSD %Recovery	MSD Qualifier	Limits
p-Terphenyl	98		38 - 148

QC Sample Results

Client: Cornerstone Earth Group
 Project/Site: East Bay Bridge Center

TestAmerica Job ID: 720-62077-3

Method: 6010B - Metals (ICP)

Lab Sample ID: MB 720-173815/1-A
Matrix: Solid
Analysis Batch: 173861

Client Sample ID: Method Blank
Prep Type: Total Recoverable
Prep Batch: 173815

Analyte	MB Result	MB Qualifier	RL	MDL	Unit	D	Prepared	Analyzed	Dil Fac
Lead	ND		0.0050		mg/L		01/08/15 17:44	01/09/15 08:57	1

Lab Sample ID: LCS 720-173815/2-A
Matrix: Solid
Analysis Batch: 173861

Client Sample ID: Lab Control Sample
Prep Type: Total Recoverable
Prep Batch: 173815

Analyte	Spike Added	LCS Result	LCS Qualifier	Unit	D	%Rec	%Rec. Limits
Lead	1.00	0.976		mg/L		98	80 - 120

Lab Sample ID: LCSD 720-173815/3-A
Matrix: Solid
Analysis Batch: 173861

Client Sample ID: Lab Control Sample Dup
Prep Type: Total Recoverable
Prep Batch: 173815

Analyte	Spike Added	LCSD Result	LCSD Qualifier	Unit	D	%Rec	%Rec. Limits	RPD	RPD Limit
Lead	1.00	0.973		mg/L		97	80 - 120	0	20

Lab Sample ID: LB4 720-173639/1-B
Matrix: Solid
Analysis Batch: 173861

Client Sample ID: Method Blank
Prep Type: STLC Citrate
Prep Batch: 173815

Analyte	LB4 Result	LB4 Qualifier	RL	MDL	Unit	D	Prepared	Analyzed	Dil Fac
Lead	ND		0.050		mg/L		01/08/15 17:44	01/09/15 09:02	1

Lab Sample ID: 720-62089-A-1-K MS
Matrix: Solid
Analysis Batch: 173861

Client Sample ID: Matrix Spike
Prep Type: STLC Citrate
Prep Batch: 173815

Analyte	Sample Result	Sample Qualifier	Spike Added	MS Result	MS Qualifier	Unit	D	%Rec	%Rec. Limits
Lead	1.2		10.0	9.94		mg/L		87	75 - 125

Lab Sample ID: 720-62089-A-1-L MSD
Matrix: Solid
Analysis Batch: 173861

Client Sample ID: Matrix Spike Duplicate
Prep Type: STLC Citrate
Prep Batch: 173815

Analyte	Sample Result	Sample Qualifier	Spike Added	MSD Result	MSD Qualifier	Unit	D	%Rec	%Rec. Limits	RPD	RPD Limit
Lead	1.2		10.0	9.92		mg/L		87	75 - 125	0	20

QC Association Summary

Client: Cornerstone Earth Group
 Project/Site: East Bay Bridge Center

TestAmerica Job ID: 720-62077-3

GC Semi VOA

Prep Batch: 173633

Lab Sample ID	Client Sample ID	Prep Type	Matrix	Method	Prep Batch
720-62077-26	EB-1 (8-8.5)	Silica Gel Cleanup	Solid	3546	
720-62077-27	EB-1 (9.5-10)	Silica Gel Cleanup	Solid	3546	
720-62077-30	EB-4 (6-6.5)	Silica Gel Cleanup	Solid	3546	
720-62077-31	EB-4 (8-8.5)	Silica Gel Cleanup	Solid	3546	
720-62077-32	EB-4 (9.5-10)	Silica Gel Cleanup	Solid	3546	
720-62077-51	EB-7 (6-6.5)	Silica Gel Cleanup	Solid	3546	
720-62077-52	EB-7 (8-8.5)	Silica Gel Cleanup	Solid	3546	
720-62077-53	EB-7 (9.5-10)	Silica Gel Cleanup	Solid	3546	
720-62077-56	EB-10 (6-6.5)	Silica Gel Cleanup	Solid	3546	
720-62077-57	EB-10 (8-8.5)	Silica Gel Cleanup	Solid	3546	
720-62077-58	EB-10 (9.5-10)	Silica Gel Cleanup	Solid	3546	
720-62077-60	EB-9 (6-6.5)	Silica Gel Cleanup	Solid	3546	
720-62077-61	EB-9 (8-8.5)	Silica Gel Cleanup	Solid	3546	
720-62077-62	EB-9 (9.5-10)	Silica Gel Cleanup	Solid	3546	
720-62139-D-2-C MS	Matrix Spike	Silica Gel Cleanup	Solid	3546	
720-62139-D-2-D MSD	Matrix Spike Duplicate	Silica Gel Cleanup	Solid	3546	
LCS 720-173633/2-A	Lab Control Sample	Silica Gel Cleanup	Solid	3546	
MB 720-173633/1-A	Method Blank	Silica Gel Cleanup	Solid	3546	

Analysis Batch: 173683

Lab Sample ID	Client Sample ID	Prep Type	Matrix	Method	Prep Batch
720-62077-26	EB-1 (8-8.5)	Silica Gel Cleanup	Solid	8015B	173633
720-62077-27	EB-1 (9.5-10)	Silica Gel Cleanup	Solid	8015B	173633
720-62077-56	EB-10 (6-6.5)	Silica Gel Cleanup	Solid	8015B	173633
720-62077-57	EB-10 (8-8.5)	Silica Gel Cleanup	Solid	8015B	173633

Analysis Batch: 173684

Lab Sample ID	Client Sample ID	Prep Type	Matrix	Method	Prep Batch
720-62077-30	EB-4 (6-6.5)	Silica Gel Cleanup	Solid	8015B	173633
720-62077-31	EB-4 (8-8.5)	Silica Gel Cleanup	Solid	8015B	173633
720-62077-32	EB-4 (9.5-10)	Silica Gel Cleanup	Solid	8015B	173633
720-62077-51	EB-7 (6-6.5)	Silica Gel Cleanup	Solid	8015B	173633
720-62077-52	EB-7 (8-8.5)	Silica Gel Cleanup	Solid	8015B	173633
720-62077-53	EB-7 (9.5-10)	Silica Gel Cleanup	Solid	8015B	173633
720-62077-58	EB-10 (9.5-10)	Silica Gel Cleanup	Solid	8015B	173633
720-62077-60	EB-9 (6-6.5)	Silica Gel Cleanup	Solid	8015B	173633
720-62077-61	EB-9 (8-8.5)	Silica Gel Cleanup	Solid	8015B	173633
720-62077-62	EB-9 (9.5-10)	Silica Gel Cleanup	Solid	8015B	173633
720-62139-D-2-C MS	Matrix Spike	Silica Gel Cleanup	Solid	8015B	173633
720-62139-D-2-D MSD	Matrix Spike Duplicate	Silica Gel Cleanup	Solid	8015B	173633
LCS 720-173633/2-A	Lab Control Sample	Silica Gel Cleanup	Solid	8015B	173633
MB 720-173633/1-A	Method Blank	Silica Gel Cleanup	Solid	8015B	173633

Metals

Leach Batch: 173639

Lab Sample ID	Client Sample ID	Prep Type	Matrix	Method	Prep Batch
720-62077-28	COMPOSITE-1	STLC Citrate	Solid	CA WET Citrate	
720-62077-45	COMPOSITE-3	STLC Citrate	Solid	CA WET Citrate	
720-62077-63	COMPOSITE-5	STLC Citrate	Solid	CA WET Citrate	

TestAmerica Pleasanton

QC Association Summary

Client: Cornerstone Earth Group
 Project/Site: East Bay Bridge Center

TestAmerica Job ID: 720-62077-3

Metals (Continued)

Leach Batch: 173639 (Continued)

Lab Sample ID	Client Sample ID	Prep Type	Matrix	Method	Prep Batch
720-62089-A-1-K MS	Matrix Spike	STLC Citrate	Solid	CA WET Citrate	
720-62089-A-1-L MSD	Matrix Spike Duplicate	STLC Citrate	Solid	CA WET Citrate	
LB4 720-173639/1-B	Method Blank	STLC Citrate	Solid	CA WET Citrate	

Prep Batch: 173815

Lab Sample ID	Client Sample ID	Prep Type	Matrix	Method	Prep Batch
720-62077-28	COMPOSITE-1	STLC Citrate	Solid	3005A	173639
720-62077-45	COMPOSITE-3	STLC Citrate	Solid	3005A	173639
720-62077-63	COMPOSITE-5	STLC Citrate	Solid	3005A	173639
720-62089-A-1-K MS	Matrix Spike	STLC Citrate	Solid	3005A	173639
720-62089-A-1-L MSD	Matrix Spike Duplicate	STLC Citrate	Solid	3005A	173639
LB4 720-173639/1-B	Method Blank	STLC Citrate	Solid	3005A	173639
LCS 720-173815/2-A	Lab Control Sample	Total Recoverable	Solid	3005A	
LCSD 720-173815/3-A	Lab Control Sample Dup	Total Recoverable	Solid	3005A	
MB 720-173815/1-A	Method Blank	Total Recoverable	Solid	3005A	

Analysis Batch: 173861

Lab Sample ID	Client Sample ID	Prep Type	Matrix	Method	Prep Batch
720-62077-28	COMPOSITE-1	STLC Citrate	Solid	6010B	173815
720-62077-45	COMPOSITE-3	STLC Citrate	Solid	6010B	173815
720-62077-63	COMPOSITE-5	STLC Citrate	Solid	6010B	173815
720-62089-A-1-K MS	Matrix Spike	STLC Citrate	Solid	6010B	173815
720-62089-A-1-L MSD	Matrix Spike Duplicate	STLC Citrate	Solid	6010B	173815
LB4 720-173639/1-B	Method Blank	STLC Citrate	Solid	6010B	173815
LCS 720-173815/2-A	Lab Control Sample	Total Recoverable	Solid	6010B	173815
LCSD 720-173815/3-A	Lab Control Sample Dup	Total Recoverable	Solid	6010B	173815
MB 720-173815/1-A	Method Blank	Total Recoverable	Solid	6010B	173815

Lab Chronicle

Client: Cornerstone Earth Group
Project/Site: East Bay Bridge Center

TestAmerica Job ID: 720-62077-3

Client Sample ID: EB-1 (8-8.5)

Lab Sample ID: 720-62077-26

Date Collected: 12/23/14 13:14

Matrix: Solid

Date Received: 12/23/14 15:10

Prep Type	Batch Type	Batch Method	Run	Dilution Factor	Batch Number	Prepared or Analyzed	Analyst	Lab
Silica Gel Cleanup	Prep	3546			173633	01/06/15 09:42	NVP	TAL PLS
Silica Gel Cleanup	Analysis	8015B		1	173683	01/08/15 01:40	JXL	TAL PLS

Client Sample ID: EB-1 (9.5-10)

Lab Sample ID: 720-62077-27

Date Collected: 12/23/14 13:15

Matrix: Solid

Date Received: 12/23/14 15:10

Prep Type	Batch Type	Batch Method	Run	Dilution Factor	Batch Number	Prepared or Analyzed	Analyst	Lab
Silica Gel Cleanup	Prep	3546			173633	01/06/15 09:42	NVP	TAL PLS
Silica Gel Cleanup	Analysis	8015B		1	173683	01/08/15 00:42	JXL	TAL PLS

Client Sample ID: COMPOSITE-1

Lab Sample ID: 720-62077-28

Date Collected: 12/23/14 12:20

Matrix: Solid

Date Received: 12/23/14 15:10

Prep Type	Batch Type	Batch Method	Run	Dilution Factor	Batch Number	Prepared or Analyzed	Analyst	Lab
STLC Citrate	Leach	CA WET Citrate			173639	01/06/15 14:16	JCR	TAL PLS
STLC Citrate	Prep	3005A			173815	01/08/15 17:44	ASB	TAL PLS
STLC Citrate	Analysis	6010B		1	173861	01/09/15 09:59	EFH	TAL PLS

Client Sample ID: EB-4 (6-6.5)

Lab Sample ID: 720-62077-30

Date Collected: 12/23/14 10:53

Matrix: Solid

Date Received: 12/23/14 15:10

Prep Type	Batch Type	Batch Method	Run	Dilution Factor	Batch Number	Prepared or Analyzed	Analyst	Lab
Silica Gel Cleanup	Prep	3546			173633	01/06/15 09:42	NVP	TAL PLS
Silica Gel Cleanup	Analysis	8015B		1	173684	01/08/15 00:13	JXL	TAL PLS

Client Sample ID: EB-4 (8-8.5)

Lab Sample ID: 720-62077-31

Date Collected: 12/23/14 10:55

Matrix: Solid

Date Received: 12/23/14 15:10

Prep Type	Batch Type	Batch Method	Run	Dilution Factor	Batch Number	Prepared or Analyzed	Analyst	Lab
Silica Gel Cleanup	Prep	3546			173633	01/06/15 09:42	NVP	TAL PLS
Silica Gel Cleanup	Analysis	8015B		1	173684	01/08/15 00:42	JXL	TAL PLS

Client Sample ID: EB-4 (9.5-10)

Lab Sample ID: 720-62077-32

Date Collected: 12/23/14 10:56

Matrix: Solid

Date Received: 12/23/14 15:10

Prep Type	Batch Type	Batch Method	Run	Dilution Factor	Batch Number	Prepared or Analyzed	Analyst	Lab
Silica Gel Cleanup	Prep	3546			173633	01/06/15 09:42	NVP	TAL PLS
Silica Gel Cleanup	Analysis	8015B		1	173684	01/08/15 01:11	JXL	TAL PLS

TestAmerica Pleasanton

Lab Chronicle

Client: Cornerstone Earth Group
 Project/Site: East Bay Bridge Center

TestAmerica Job ID: 720-62077-3

Client Sample ID: COMPOSITE-3

Lab Sample ID: 720-62077-45

Date Collected: 12/23/14 10:20

Matrix: Solid

Date Received: 12/23/14 15:10

Prep Type	Batch Type	Batch Method	Run	Dilution Factor	Batch Number	Prepared or Analyzed	Analyst	Lab
STLC Citrate	Leach	CA WET Citrate			173639	01/06/15 14:16	JCR	TAL PLS
STLC Citrate	Prep	3005A			173815	01/08/15 17:44	ASB	TAL PLS
STLC Citrate	Analysis	6010B		1	173861	01/09/15 10:04	EFH	TAL PLS

Client Sample ID: EB-7 (6-6.5)

Lab Sample ID: 720-62077-51

Date Collected: 12/23/14 10:45

Matrix: Solid

Date Received: 12/23/14 15:10

Prep Type	Batch Type	Batch Method	Run	Dilution Factor	Batch Number	Prepared or Analyzed	Analyst	Lab
Silica Gel Cleanup	Prep	3546			173633	01/06/15 09:42	NVP	TAL PLS
Silica Gel Cleanup	Analysis	8015B		1	173684	01/08/15 01:40	JXL	TAL PLS

Client Sample ID: EB-7 (8-8.5)

Lab Sample ID: 720-62077-52

Date Collected: 12/23/14 10:46

Matrix: Solid

Date Received: 12/23/14 15:10

Prep Type	Batch Type	Batch Method	Run	Dilution Factor	Batch Number	Prepared or Analyzed	Analyst	Lab
Silica Gel Cleanup	Prep	3546			173633	01/06/15 09:42	NVP	TAL PLS
Silica Gel Cleanup	Analysis	8015B		1	173684	01/08/15 02:09	JXL	TAL PLS

Client Sample ID: EB-7 (9.5-10)

Lab Sample ID: 720-62077-53

Date Collected: 12/23/14 10:48

Matrix: Solid

Date Received: 12/23/14 15:10

Prep Type	Batch Type	Batch Method	Run	Dilution Factor	Batch Number	Prepared or Analyzed	Analyst	Lab
Silica Gel Cleanup	Prep	3546			173633	01/06/15 09:42	NVP	TAL PLS
Silica Gel Cleanup	Analysis	8015B		1	173684	01/08/15 02:38	JXL	TAL PLS

Client Sample ID: EB-10 (6-6.5)

Lab Sample ID: 720-62077-56

Date Collected: 12/23/14 09:45

Matrix: Solid

Date Received: 12/23/14 15:10

Prep Type	Batch Type	Batch Method	Run	Dilution Factor	Batch Number	Prepared or Analyzed	Analyst	Lab
Silica Gel Cleanup	Prep	3546			173633	01/06/15 09:42	NVP	TAL PLS
Silica Gel Cleanup	Analysis	8015B		10	173683	01/08/15 05:32	JXL	TAL PLS

Client Sample ID: EB-10 (8-8.5)

Lab Sample ID: 720-62077-57

Date Collected: 12/23/14 09:50

Matrix: Solid

Date Received: 12/23/14 15:10

Prep Type	Batch Type	Batch Method	Run	Dilution Factor	Batch Number	Prepared or Analyzed	Analyst	Lab
Silica Gel Cleanup	Prep	3546			173633	01/06/15 09:42	NVP	TAL PLS
Silica Gel Cleanup	Analysis	8015B		1	173683	01/08/15 01:11	JXL	TAL PLS

TestAmerica Pleasanton

Lab Chronicle

Client: Cornerstone Earth Group
Project/Site: East Bay Bridge Center

TestAmerica Job ID: 720-62077-3

Client Sample ID: EB-10 (9.5-10)

Lab Sample ID: 720-62077-58

Date Collected: 12/23/14 09:55

Matrix: Solid

Date Received: 12/23/14 15:10

Prep Type	Batch Type	Batch Method	Run	Dilution Factor	Batch Number	Prepared or Analyzed	Analyst	Lab
Silica Gel Cleanup	Prep	3546			173633	01/06/15 09:42	NVP	TAL PLS
Silica Gel Cleanup	Analysis	8015B		1	173684	01/08/15 03:07	JXL	TAL PLS

Client Sample ID: EB-9 (6-6.5)

Lab Sample ID: 720-62077-60

Date Collected: 12/23/14 10:02

Matrix: Solid

Date Received: 12/23/14 15:10

Prep Type	Batch Type	Batch Method	Run	Dilution Factor	Batch Number	Prepared or Analyzed	Analyst	Lab
Silica Gel Cleanup	Prep	3546			173633	01/06/15 09:42	NVP	TAL PLS
Silica Gel Cleanup	Analysis	8015B		1	173684	01/08/15 04:34	JXL	TAL PLS

Client Sample ID: EB-9 (8-8.5)

Lab Sample ID: 720-62077-61

Date Collected: 12/23/14 10:05

Matrix: Solid

Date Received: 12/23/14 15:10

Prep Type	Batch Type	Batch Method	Run	Dilution Factor	Batch Number	Prepared or Analyzed	Analyst	Lab
Silica Gel Cleanup	Prep	3546			173633	01/06/15 09:42	NVP	TAL PLS
Silica Gel Cleanup	Analysis	8015B		1	173684	01/08/15 03:36	JXL	TAL PLS

Client Sample ID: EB-9 (9.5-10)

Lab Sample ID: 720-62077-62

Date Collected: 12/23/14 10:08

Matrix: Solid

Date Received: 12/23/14 15:10

Prep Type	Batch Type	Batch Method	Run	Dilution Factor	Batch Number	Prepared or Analyzed	Analyst	Lab
Silica Gel Cleanup	Prep	3546			173633	01/06/15 09:42	NVP	TAL PLS
Silica Gel Cleanup	Analysis	8015B		1	173684	01/08/15 04:05	JXL	TAL PLS

Client Sample ID: COMPOSITE-5

Lab Sample ID: 720-62077-63

Date Collected: 12/23/14 09:40

Matrix: Solid

Date Received: 12/23/14 15:10

Prep Type	Batch Type	Batch Method	Run	Dilution Factor	Batch Number	Prepared or Analyzed	Analyst	Lab
STLC Citrate	Leach	CA WET Citrate			173639	01/06/15 14:16	JCR	TAL PLS
STLC Citrate	Prep	3005A			173815	01/08/15 17:44	ASB	TAL PLS
STLC Citrate	Analysis	6010B		1	173861	01/09/15 10:10	EFH	TAL PLS

Laboratory References:

TAL PLS = TestAmerica Pleasanton, 1220 Quarry Lane, Pleasanton, CA 94566, TEL (925)484-1919

Certification Summary

Client: Cornerstone Earth Group
Project/Site: East Bay Bridge Center

TestAmerica Job ID: 720-62077-3

Laboratory: TestAmerica Pleasanton

Unless otherwise noted, all analytes for this laboratory were covered under each certification below.

Authority	Program	EPA Region	Certification ID	Expiration Date
California	State Program	9	2496	01-31-16

Analysis Method	Prep Method	Matrix	Analyte
-----------------	-------------	--------	---------

- 1
- 2
- 3
- 4
- 5
- 6
- 7
- 8
- 9
- 10
- 11
- 12
- 13
- 14

Method Summary

Client: Cornerstone Earth Group
Project/Site: East Bay Bridge Center

TestAmerica Job ID: 720-62077-3

Method	Method Description	Protocol	Laboratory
8015B	Diesel Range Organics (DRO) (GC)	SW846	TAL PLS
6010B	Metals (ICP)	SW846	TAL PLS

Protocol References:

SW846 = "Test Methods For Evaluating Solid Waste, Physical/Chemical Methods", Third Edition, November 1986 And Its Updates.

Laboratory References:

TAL PLS = TestAmerica Pleasanton, 1220 Quarry Lane, Pleasanton, CA 94566, TEL (925)484-1919



Sample Summary

Client: Cornerstone Earth Group
Project/Site: East Bay Bridge Center

TestAmerica Job ID: 720-62077-3

Lab Sample ID	Client Sample ID	Matrix	Collected	Received
720-62077-26	EB-1 (8-8.5)	Solid	12/23/14 13:14	12/23/14 15:10
720-62077-27	EB-1 (9.5-10)	Solid	12/23/14 13:15	12/23/14 15:10
720-62077-28	COMPOSITE-1	Solid	12/23/14 12:20	12/23/14 15:10
720-62077-30	EB-4 (6-6.5)	Solid	12/23/14 10:53	12/23/14 15:10
720-62077-31	EB-4 (8-8.5)	Solid	12/23/14 10:55	12/23/14 15:10
720-62077-32	EB-4 (9.5-10)	Solid	12/23/14 10:56	12/23/14 15:10
720-62077-45	COMPOSITE-3	Solid	12/23/14 10:20	12/23/14 15:10
720-62077-51	EB-7 (6-6.5)	Solid	12/23/14 10:45	12/23/14 15:10
720-62077-52	EB-7 (8-8.5)	Solid	12/23/14 10:46	12/23/14 15:10
720-62077-53	EB-7 (9.5-10)	Solid	12/23/14 10:48	12/23/14 15:10
720-62077-56	EB-10 (6-6.5)	Solid	12/23/14 09:45	12/23/14 15:10
720-62077-57	EB-10 (8-8.5)	Solid	12/23/14 09:50	12/23/14 15:10
720-62077-58	EB-10 (9.5-10)	Solid	12/23/14 09:55	12/23/14 15:10
720-62077-60	EB-9 (6-6.5)	Solid	12/23/14 10:02	12/23/14 15:10
720-62077-61	EB-9 (8-8.5)	Solid	12/23/14 10:05	12/23/14 15:10
720-62077-62	EB-9 (9.5-10)	Solid	12/23/14 10:08	12/23/14 15:10
720-62077-63	COMPOSITE-5	Solid	12/23/14 09:40	12/23/14 15:10

720-62077-3

Salimpour, Afsaneh

From: Chris J. Heiny [cheiny@cornerstoneearth.com]
Sent: Monday, January 05, 2015 4:34 PM
To: Salimpour, Afsaneh
Subject: RE: TestAmerica invoice files from 720-62077-1 East Bay Bridge Center


Hi
I left a few samples off...please see the revised additional samples below.
Thanks

From: Chris J. Heiny
Sent: Monday, January 05, 2015 4:26 PM
To: 'afsaneh.salimpour@testamericainc.com'
Subject: RE: TestAmerica invoice files from 720-62077-1 East Bay Bridge Center

Hi Afsaneh,
Could we request the following for this project?

- TPH-diesel and oil w/ SG cleanup for
 - EB-1(8-8.5) and EB-1(9.5-10)
 - EB-4(6-6.5), EB-4(8-8.5), and EB-4(9.5-10)
 - EB-7(6-6.5), EB-7(8-8.5), and EB-7(9.5-10)
 - EB-9(6-6.5), EB-9(8-8.5), and EB 9(9.5-10)
 - EB-10(6-6.5) , EB-10(8-8.5), and EB-10(9.5-10)
- STLC lead
 - Composite 1, Composite 3, and Composite 5

Please analyze on a standard TAT
Thanks
Chris



720-62077 Chain of Custody

From: Salimpour, Afsaneh [mailto:afsaneh.salimpour@testamericainc.com]
Sent: Monday, January 05, 2015 4:01 PM
To: Chris J. Heiny; Kaneisha Jackson-Evans
Subject: TestAmerica invoice files from 720-62077-1 East Bay Bridge Center

Hello,
Attached please find the invoice files for job 720-62077-1; East Bay Bridge Center
Please feel free to contact me if you have any questions.
Thank you.

Please let us know if we met your expectations by rating the service you received from TestAmerica on this project by visiting our website at: [Project Feedback](#)



AFSANEH SALIMPOUR
Senior Project Manager

TestAmerica Pleasanton
THE LEADER IN ENVIRONMENTAL TESTING

Tel: 925 484,1919
www.testamericainc.com

Reference: [175334]
Attachments: 1



Login Sample Receipt Checklist

Client: Cornerstone Earth Group

Job Number: 720-62077-3

Login Number: 62077

List Source: TestAmerica Pleasanton

List Number: 1

Creator: Bullock, Tracy

Question	Answer	Comment
Radioactivity wasn't checked or is <=/ background as measured by a survey meter.	N/A	
The cooler's custody seal, if present, is intact.	N/A	
Sample custody seals, if present, are intact.	N/A	
The cooler or samples do not appear to have been compromised or tampered with.	True	
Samples were received on ice.	True	
Cooler Temperature is acceptable.	True	
Cooler Temperature is recorded.	True	
COC is present.	True	
COC is filled out in ink and legible.	True	
COC is filled out with all pertinent information.	True	
Is the Field Sampler's name present on COC?	True	
There are no discrepancies between the containers received and the COC.	True	
Samples are received within Holding Time.	True	
Sample containers have legible labels.	True	
Containers are not broken or leaking.	True	
Sample collection date/times are provided.	True	
Appropriate sample containers are used.	True	
Sample bottles are completely filled.	True	
Sample Preservation Verified.	N/A	
There is sufficient vol. for all requested analyses, incl. any requested MS/MSDs	True	
Containers requiring zero headspace have no headspace or bubble is <6mm (1/4").	True	
Multiphasic samples are not present.	True	
Samples do not require splitting or compositing.	True	
Residual Chlorine Checked.	N/A	



TestAmerica

THE LEADER IN ENVIRONMENTAL TESTING

ANALYTICAL REPORT

TestAmerica Laboratories, Inc.
TestAmerica Pleasanton
1220 Quarry Lane
Pleasanton, CA 94566
Tel: (925)484-1919

TestAmerica Job ID: 720-62077-4
Client Project/Site: East Bay Bridge Center

For:
Cornerstone Earth Group
1259 Oakmead Parkway
Sunnyvale, California 94085

Attn: Mr. Chris Heiny



Authorized for release by:
1/29/2015 1:58:39 PM

Afsaneh Salimpour, Senior Project Manager
(925)484-1919
afsaneh.salimpour@testamericainc.com

LINKS

Review your project
results through
TotalAccess

Have a Question?



Visit us at:
www.testamericainc.com

This report has been electronically signed and authorized by the signatory. Electronic signature is intended to be the legally binding equivalent of a traditionally handwritten signature.

Results relate only to the items tested and the sample(s) as received by the laboratory.

- 1
- 2
- 3
- 4
- 5
- 6
- 7
- 8
- 9
- 10
- 11
- 12
- 13
- 14



Table of Contents

Cover Page	1
Table of Contents	2
Definitions/Glossary	3
Case Narrative	4
Detection Summary	5
Client Sample Results	6
QC Sample Results	8
QC Association Summary	10
Lab Chronicle	11
Certification Summary	12
Method Summary	13
Sample Summary	14
Chain of Custody	15
Receipt Checklists	17

Definitions/Glossary

Client: Cornerstone Earth Group
Project/Site: East Bay Bridge Center

TestAmerica Job ID: 720-62077-4

Glossary

Abbreviation	These commonly used abbreviations may or may not be present in this report.
□	Listed under the "D" column to designate that the result is reported on a dry weight basis
%R	Percent Recovery
CFL	Contains Free Liquid
CNF	Contains no Free Liquid
DER	Duplicate error ratio (normalized absolute difference)
Dil Fac	Dilution Factor
DL, RA, RE, IN	Indicates a Dilution, Re-analysis, Re-extraction, or additional Initial metals/anion analysis of the sample
DLC	Decision level concentration
MDA	Minimum detectable activity
EDL	Estimated Detection Limit
MDC	Minimum detectable concentration
MDL	Method Detection Limit
ML	Minimum Level (Dioxin)
NC	Not Calculated
ND	Not detected at the reporting limit (or MDL or EDL if shown)
PQL	Practical Quantitation Limit
QC	Quality Control
RER	Relative error ratio
RL	Reporting Limit or Requested Limit (Radiochemistry)
RPD	Relative Percent Difference, a measure of the relative difference between two points
TEF	Toxicity Equivalent Factor (Dioxin)
TEQ	Toxicity Equivalent Quotient (Dioxin)

Case Narrative

Client: Cornerstone Earth Group
Project/Site: East Bay Bridge Center

TestAmerica Job ID: 720-62077-4

Job ID: 720-62077-4

Laboratory: TestAmerica Pleasanton

Narrative

Job Narrative
720-62077-4

Comments

No additional comments.

Receipt

The samples were received on 12/23/2014 3:10 PM; the samples arrived in good condition, properly preserved and, where required, on ice. The temperature of the cooler at receipt was 4.3° C.

Metals

No analytical or quality issues were noted, other than those described in the Definitions/Glossary page.

- 1
- 2
- 3
- 4
- 5
- 6
- 7
- 8
- 9
- 10
- 11
- 12
- 13
- 14

Detection Summary

Client: Cornerstone Earth Group
Project/Site: East Bay Bridge Center

TestAmerica Job ID: 720-62077-4

Client Sample ID: EB-6 (3.5-4)

Lab Sample ID: 720-62077-38

Analyte	Result	Qualifier	RL	MDL	Unit	Dil Fac	D	Method	Prep Type
Lead	13		1.8		mg/Kg	4		6010B	Total/NA
Lead	0.37		0.050		mg/L	1		6010B	STLC Citrate

Client Sample ID: EB-5 (3-3.5)

Lab Sample ID: 720-62077-41

Analyte	Result	Qualifier	RL	MDL	Unit	Dil Fac	D	Method	Prep Type
Lead	64		1.7		mg/Kg	4		6010B	Total/NA
Lead	2.5		0.050		mg/L	1		6010B	STLC Citrate

This Detection Summary does not include radiochemical test results.

TestAmerica Pleasanton

Client Sample Results

Client: Cornerstone Earth Group
Project/Site: East Bay Bridge Center

TestAmerica Job ID: 720-62077-4

Client Sample ID: EB-6 (3.5-4)

Lab Sample ID: 720-62077-38

Date Collected: 12/23/14 10:20

Matrix: Solid

Date Received: 12/23/14 15:10

Method: 6010B - Metals (ICP)

Analyte	Result	Qualifier	RL	MDL	Unit	D	Prepared	Analyzed	Dil Fac
Lead	13		1.8		mg/Kg		01/26/15 18:46	01/27/15 11:16	4

Method: 6010B - Metals (ICP) - STLC Citrate

Analyte	Result	Qualifier	RL	MDL	Unit	D	Prepared	Analyzed	Dil Fac
Lead	0.37		0.050		mg/L		01/29/15 08:40	01/29/15 10:31	1

Client Sample Results

Client: Cornerstone Earth Group
Project/Site: East Bay Bridge Center

TestAmerica Job ID: 720-62077-4

Client Sample ID: EB-5 (3-3.5)

Lab Sample ID: 720-62077-41

Date Collected: 12/23/14 12:10

Matrix: Solid

Date Received: 12/23/14 15:10

Method: 6010B - Metals (ICP)

Analyte	Result	Qualifier	RL	MDL	Unit	D	Prepared	Analyzed	Dil Fac
Lead	64		1.7		mg/Kg		01/26/15 18:46	01/27/15 11:21	4

Method: 6010B - Metals (ICP) - STLC Citrate

Analyte	Result	Qualifier	RL	MDL	Unit	D	Prepared	Analyzed	Dil Fac
Lead	2.5		0.050		mg/L		01/29/15 08:40	01/29/15 10:36	1

QC Sample Results

Client: Cornerstone Earth Group
 Project/Site: East Bay Bridge Center

TestAmerica Job ID: 720-62077-4

Method: 6010B - Metals (ICP)

Lab Sample ID: MB 720-174765/1-A
Matrix: Solid
Analysis Batch: 174816

Client Sample ID: Method Blank
Prep Type: Total/NA
Prep Batch: 174765

Analyte	MB Result	MB Qualifier	RL	MDL	Unit	D	Prepared	Analyzed	Dil Fac
Lead	ND		0.50		mg/Kg		01/26/15 18:46	01/27/15 09:56	1

Lab Sample ID: LCS 720-174765/2-A
Matrix: Solid
Analysis Batch: 174816

Client Sample ID: Lab Control Sample
Prep Type: Total/NA
Prep Batch: 174765

Analyte	Spike Added	LCS Result	LCS Qualifier	Unit	D	%Rec	%Rec. Limits
Lead	50.0	49.2		mg/Kg		98	80 - 120

Lab Sample ID: LCSD 720-174765/3-A
Matrix: Solid
Analysis Batch: 174816

Client Sample ID: Lab Control Sample Dup
Prep Type: Total/NA
Prep Batch: 174765

Analyte	Spike Added	LCSD Result	LCSD Qualifier	Unit	D	%Rec	%Rec. Limits	RPD	RPD Limit
Lead	50.0	49.1		mg/Kg		98	80 - 120	0	20

Lab Sample ID: LCSSRM 720-174765/18-A
Matrix: Solid
Analysis Batch: 174816

Client Sample ID: Lab Control Sample
Prep Type: Total/NA
Prep Batch: 174765

Analyte	Spike Added	LCSSRM Result	LCSSRM Qualifier	Unit	D	%Rec	%Rec. Limits
Lead	302	269		mg/Kg		89	62 - 113

Lab Sample ID: 720-62557-A-6-A MS
Matrix: Solid
Analysis Batch: 174816

Client Sample ID: Matrix Spike
Prep Type: Total/NA
Prep Batch: 174765

Analyte	Sample Result	Sample Qualifier	Spike Added	MS Result	MS Qualifier	Unit	D	%Rec	%Rec. Limits
Lead	6.2		48.1	51.1		mg/Kg		93	75 - 125

Lab Sample ID: 720-62557-A-6-B MSD
Matrix: Solid
Analysis Batch: 174816

Client Sample ID: Matrix Spike Duplicate
Prep Type: Total/NA
Prep Batch: 174765

Analyte	Sample Result	Sample Qualifier	Spike Added	MSD Result	MSD Qualifier	Unit	D	%Rec	%Rec. Limits	RPD	RPD Limit
Lead	6.2		45.9	49.4		mg/Kg		94	75 - 125	3	20

Lab Sample ID: MB 720-174943/1-A
Matrix: Solid
Analysis Batch: 174964

Client Sample ID: Method Blank
Prep Type: Total Recoverable
Prep Batch: 174943

Analyte	MB Result	MB Qualifier	RL	MDL	Unit	D	Prepared	Analyzed	Dil Fac
Lead	ND		0.0050		mg/L		01/29/15 08:40	01/29/15 09:57	1

Lab Sample ID: LCS 720-174943/2-A
Matrix: Solid
Analysis Batch: 174964

Client Sample ID: Lab Control Sample
Prep Type: Total Recoverable
Prep Batch: 174943

Analyte	Spike Added	LCS Result	LCS Qualifier	Unit	D	%Rec	%Rec. Limits
Lead	1.00	0.997		mg/L		100	80 - 120

TestAmerica Pleasanton

QC Sample Results

Client: Cornerstone Earth Group
 Project/Site: East Bay Bridge Center

TestAmerica Job ID: 720-62077-4

Lab Sample ID: LCSD 720-174943/3-A
Matrix: Solid
Analysis Batch: 174964

Client Sample ID: Lab Control Sample Dup
Prep Type: Total Recoverable
Prep Batch: 174943

Analyte	Spike Added	LCSD Result	LCSD Qualifier	Unit	D	%Rec	%Rec. Limits	RPD	RPD Limit
Lead	1.00	0.949		mg/L		95	80 - 120	5	20

Lab Sample ID: LB4 720-174753/1-B
Matrix: Solid
Analysis Batch: 174964

Client Sample ID: Method Blank
Prep Type: STLC Citrate
Prep Batch: 174943

Analyte	LB4 Result	LB4 Qualifier	RL	MDL	Unit	D	Prepared	Analyzed	Dil Fac
Lead	ND		0.050		mg/L		01/29/15 08:40	01/29/15 10:02	1

Lab Sample ID: 720-62077-38 MS
Matrix: Solid
Analysis Batch: 174964

Client Sample ID: EB-6 (3.5-4)
Prep Type: STLC Citrate
Prep Batch: 174943

Analyte	Sample Result	Sample Qualifier	Spike Added	MS Result	MS Qualifier	Unit	D	%Rec	%Rec. Limits
Lead	0.37		10.0	9.15		mg/L		88	75 - 125

Lab Sample ID: 720-62077-38 MSD
Matrix: Solid
Analysis Batch: 174964

Client Sample ID: EB-6 (3.5-4)
Prep Type: STLC Citrate
Prep Batch: 174943

Analyte	Sample Result	Sample Qualifier	Spike Added	MSD Result	MSD Qualifier	Unit	D	%Rec	%Rec. Limits	RPD	RPD Limit
Lead	0.37		10.0	9.37		mg/L		90	75 - 125	2	20

QC Association Summary

Client: Cornerstone Earth Group
 Project/Site: East Bay Bridge Center

TestAmerica Job ID: 720-62077-4

Metals

Leach Batch: 174753

Lab Sample ID	Client Sample ID	Prep Type	Matrix	Method	Prep Batch
720-62077-38	EB-6 (3.5-4)	STLC Citrate	Solid	CA WET Citrate	
720-62077-38 MS	EB-6 (3.5-4)	STLC Citrate	Solid	CA WET Citrate	
720-62077-38 MSD	EB-6 (3.5-4)	STLC Citrate	Solid	CA WET Citrate	
720-62077-41	EB-5 (3-3.5)	STLC Citrate	Solid	CA WET Citrate	
LB4 720-174753/1-B	Method Blank	STLC Citrate	Solid	CA WET Citrate	

Prep Batch: 174765

Lab Sample ID	Client Sample ID	Prep Type	Matrix	Method	Prep Batch
720-62077-38	EB-6 (3.5-4)	Total/NA	Solid	3050B	
720-62077-41	EB-5 (3-3.5)	Total/NA	Solid	3050B	
720-62557-A-6-A MS	Matrix Spike	Total/NA	Solid	3050B	
720-62557-A-6-B MSD	Matrix Spike Duplicate	Total/NA	Solid	3050B	
LCS 720-174765/2-A	Lab Control Sample	Total/NA	Solid	3050B	
LCSD 720-174765/3-A	Lab Control Sample Dup	Total/NA	Solid	3050B	
LCSSRM 720-174765/18-A	Lab Control Sample	Total/NA	Solid	3050B	
MB 720-174765/1-A	Method Blank	Total/NA	Solid	3050B	

Analysis Batch: 174816

Lab Sample ID	Client Sample ID	Prep Type	Matrix	Method	Prep Batch
720-62077-38	EB-6 (3.5-4)	Total/NA	Solid	6010B	174765
720-62077-41	EB-5 (3-3.5)	Total/NA	Solid	6010B	174765
720-62557-A-6-A MS	Matrix Spike	Total/NA	Solid	6010B	174765
720-62557-A-6-B MSD	Matrix Spike Duplicate	Total/NA	Solid	6010B	174765
LCS 720-174765/2-A	Lab Control Sample	Total/NA	Solid	6010B	174765
LCSD 720-174765/3-A	Lab Control Sample Dup	Total/NA	Solid	6010B	174765
LCSSRM 720-174765/18-A	Lab Control Sample	Total/NA	Solid	6010B	174765
MB 720-174765/1-A	Method Blank	Total/NA	Solid	6010B	174765

Prep Batch: 174943

Lab Sample ID	Client Sample ID	Prep Type	Matrix	Method	Prep Batch
720-62077-38	EB-6 (3.5-4)	STLC Citrate	Solid	3005A	174753
720-62077-38 MS	EB-6 (3.5-4)	STLC Citrate	Solid	3005A	174753
720-62077-38 MSD	EB-6 (3.5-4)	STLC Citrate	Solid	3005A	174753
720-62077-41	EB-5 (3-3.5)	STLC Citrate	Solid	3005A	174753
LB4 720-174753/1-B	Method Blank	STLC Citrate	Solid	3005A	174753
LCS 720-174943/2-A	Lab Control Sample	Total Recoverable	Solid	3005A	
LCSD 720-174943/3-A	Lab Control Sample Dup	Total Recoverable	Solid	3005A	
MB 720-174943/1-A	Method Blank	Total Recoverable	Solid	3005A	

Analysis Batch: 174964

Lab Sample ID	Client Sample ID	Prep Type	Matrix	Method	Prep Batch
720-62077-38	EB-6 (3.5-4)	STLC Citrate	Solid	6010B	174943
720-62077-38 MS	EB-6 (3.5-4)	STLC Citrate	Solid	6010B	174943
720-62077-38 MSD	EB-6 (3.5-4)	STLC Citrate	Solid	6010B	174943
720-62077-41	EB-5 (3-3.5)	STLC Citrate	Solid	6010B	174943
LB4 720-174753/1-B	Method Blank	STLC Citrate	Solid	6010B	174943
LCS 720-174943/2-A	Lab Control Sample	Total Recoverable	Solid	6010B	174943
LCSD 720-174943/3-A	Lab Control Sample Dup	Total Recoverable	Solid	6010B	174943
MB 720-174943/1-A	Method Blank	Total Recoverable	Solid	6010B	174943

TestAmerica Pleasanton

Lab Chronicle

Client: Cornerstone Earth Group
 Project/Site: East Bay Bridge Center

TestAmerica Job ID: 720-62077-4

Client Sample ID: EB-6 (3.5-4)

Lab Sample ID: 720-62077-38

Date Collected: 12/23/14 10:20

Matrix: Solid

Date Received: 12/23/14 15:10

Prep Type	Batch Type	Batch Method	Run	Dilution Factor	Batch Number	Prepared or Analyzed	Analyst	Lab
STLC Citrate	Leach	CA WET Citrate			174753	01/27/15 08:15	ASB	TAL PLS
STLC Citrate	Prep	3005A			174943	01/29/15 08:40	ECT	TAL PLS
STLC Citrate	Analysis	6010B		1	174964	01/29/15 10:31	EFH	TAL PLS
Total/NA	Prep	3050B			174765	01/26/15 18:46	ASB	TAL PLS
Total/NA	Analysis	6010B		4	174816	01/27/15 11:16	EFH	TAL PLS

Client Sample ID: EB-5 (3-3.5)

Lab Sample ID: 720-62077-41

Date Collected: 12/23/14 12:10

Matrix: Solid

Date Received: 12/23/14 15:10

Prep Type	Batch Type	Batch Method	Run	Dilution Factor	Batch Number	Prepared or Analyzed	Analyst	Lab
STLC Citrate	Leach	CA WET Citrate			174753	01/27/15 08:15	ASB	TAL PLS
STLC Citrate	Prep	3005A			174943	01/29/15 08:40	ECT	TAL PLS
STLC Citrate	Analysis	6010B		1	174964	01/29/15 10:36	EFH	TAL PLS
Total/NA	Prep	3050B			174765	01/26/15 18:46	ASB	TAL PLS
Total/NA	Analysis	6010B		4	174816	01/27/15 11:21	EFH	TAL PLS

Laboratory References:

TAL PLS = TestAmerica Pleasanton, 1220 Quarry Lane, Pleasanton, CA 94566, TEL (925)484-1919

Certification Summary

Client: Cornerstone Earth Group
Project/Site: East Bay Bridge Center

TestAmerica Job ID: 720-62077-4

Laboratory: TestAmerica Pleasanton

Unless otherwise noted, all analytes for this laboratory were covered under each certification below.

Authority	Program	EPA Region	Certification ID	Expiration Date
California	State Program	9	2496	01-31-16

Analysis Method	Prep Method	Matrix	Analyte
-----------------	-------------	--------	---------

- 1
- 2
- 3
- 4
- 5
- 6
- 7
- 8
- 9
- 10
- 11
- 12
- 13
- 14

Method Summary

Client: Cornerstone Earth Group
Project/Site: East Bay Bridge Center

TestAmerica Job ID: 720-62077-4

Method	Method Description	Protocol	Laboratory
6010B	Metals (ICP)	SW846	TAL PLS

Protocol References:

SW846 = "Test Methods For Evaluating Solid Waste, Physical/Chemical Methods", Third Edition, November 1986 And Its Updates.

Laboratory References:

TAL PLS = TestAmerica Pleasanton, 1220 Quarry Lane, Pleasanton, CA 94566, TEL (925)484-1919



Sample Summary

Client: Cornerstone Earth Group
Project/Site: East Bay Bridge Center

TestAmerica Job ID: 720-62077-4

Lab Sample ID	Client Sample ID	Matrix	Collected	Received
720-62077-38	EB-6 (3.5-4)	Solid	12/23/14 10:20	12/23/14 15:10
720-62077-41	EB-5 (3-3.5)	Solid	12/23/14 12:10	12/23/14 15:10

- 1
- 2
- 3
- 4
- 5
- 6
- 7
- 8
- 9
- 10
- 11
- 12
- 13
- 14

720-62077-4

Salimpour, Afsaneh

From: Chris J. Heiny [cheiny@cornerstoneearth.com]
Sent: Monday, January 26, 2015 2:11 PM
To: Salimpour, Afsaneh
Subject: RE: TestAmerica invoice files from 720-62077-1 East Bay Bridge Center

Hi,
Could you run samples EB-5(3-3.5) and EB-6(3.5-4) for STLC lead on a 72-hr TAT?

Thanks


Christopher J. Heiny, P.G. | Sr. Project Geologist
Cornerstone Earth Group
1270 Springbrook Road, Suite 101 | Walnut Creek, CA 94597
p: 925-988-9500, Ext 14 | f: 925-988-9501 | c: 925-705-5063
www.cornerstoneearth.com | cheiny@cornerstoneearth.com

From: Salimpour, Afsaneh [mailto:Afsaneh.Salimpour@testamericainc.com]
Sent: Monday, January 26, 2015 1:32 PM
To: Chris J. Heiny
Subject: RE: TestAmerica invoice files from 720-62077-1 East Bay Bridge Center

Hi Chris,
We do have the sample.

RUSH

Afsaneh Salimpour
Senior Project Manager
TestAmerica
THE LEADER IN ENVIRONMENTAL TESTING
1220 Quarry Lane
Pleasanton, CA 94566
Tel 925.484.1919 | Fax 925.600.3002
www.testamericainc.com



From: Chris J. Heiny [mailto:cheiny@cornerstoneearth.com]
Sent: Monday, January 26, 2015 1:05 PM
To: Salimpour, Afsaneh
Subject: RE: TestAmerica invoice files from 720-62077-1 East Bay Bridge Center

Hi Afsaneh,
Could you let me know if the lab still has these samples? We may need to request additional analyses.

Thanks

Christopher J. Heiny, P.G. | Sr. Project Geologist
Cornerstone Earth Group
1270 Springbrook Road, Suite 101 | Walnut Creek, CA 94597
p: 925-988-9500, Ext 14 | f: 925-988-9501 | c: 925-705-5063
www.cornerstoneearth.com | cheiny@cornerstoneearth.com

From: Salimpour, Afsaneh [<mailto:afsaneh.salimpour@testamericainc.com>]
Sent: Monday, January 05, 2015 4:01 PM
To: Chris J. Heiny; Kaneisha Jackson-Evans
Subject: TestAmerica invoice files from 720-62077-1 East Bay Bridge Center

Hello,

Attached please find the invoice files for job 720-62077-1; East Bay Bridge Center

Please feel free to contact me if you have any questions.

Thank you.

Please let us know if we met your expectations by rating the service you received from TestAmerica on this project by visiting our website at: [Project Feedback](#)

AFSANEH SALIMPOUR
Senior Project Manager

TestAmerica Pleasanton
THE LEADER IN ENVIRONMENTAL TESTING

Tel: 925.484.1919
www.testamericainc.com

Reference: [175334]
Attachments: 1



Login Sample Receipt Checklist

Client: Cornerstone Earth Group

Job Number: 720-62077-4

Login Number: 62077

List Source: TestAmerica Pleasanton

List Number: 1

Creator: Bullock, Tracy

Question	Answer	Comment
Radioactivity wasn't checked or is <=/ background as measured by a survey meter.	N/A	
The cooler's custody seal, if present, is intact.	N/A	
Sample custody seals, if present, are intact.	N/A	
The cooler or samples do not appear to have been compromised or tampered with.	True	
Samples were received on ice.	True	
Cooler Temperature is acceptable.	True	
Cooler Temperature is recorded.	True	
COC is present.	True	
COC is filled out in ink and legible.	True	
COC is filled out with all pertinent information.	True	
Is the Field Sampler's name present on COC?	True	
There are no discrepancies between the containers received and the COC.	True	
Samples are received within Holding Time.	True	
Sample containers have legible labels.	True	
Containers are not broken or leaking.	True	
Sample collection date/times are provided.	True	
Appropriate sample containers are used.	True	
Sample bottles are completely filled.	True	
Sample Preservation Verified.	N/A	
There is sufficient vol. for all requested analyses, incl. any requested MS/MSDs	True	
Containers requiring zero headspace have no headspace or bubble is <6mm (1/4").	True	
Multiphasic samples are not present.	True	
Samples do not require splitting or compositing.	True	
Residual Chlorine Checked.	N/A	

