




AUG 30 2002



REPORT
2002 FIRST QUARTER
GROUNDWATER MONITORING
FORMER SEARS RETAIL CENTER #1058B
2600 TELEGRAPH AVENUE
OAKLAND, CALIFORNIA
CASE I.D. # STID 1082
FOR SEARS, ROEBUCK & CO.

URS Job No. 22-0000303.02
August 23, 2002



August 27, 2002

AUG 30 2002


Mr. Amir Gholami
Hazardous Materials Specialist
Alameda County Environmental Health Services
1131 Harbor Bay Parkway, Number 250
Alameda, California 94502

RE: 2002 First Quarter Groundwater Monitoring
Former Sears Retail Center #1058B
2600 Telegraph Avenue
I.D. #STID 1082
For Sears, Roebuck & Co.

Dear Mr. Gholami

Submitted with this letter is the 2002 First Quarter Groundwater Monitoring Report prepared on behalf of Sears, Roebuck & Co. Groundwater monitoring on the site was previously performed by IT Corporation. URS has replaced IT as the environmental consultant for the site. The 2002 second quarter monitoring was conducted during June, and a project report is currently being prepared for submittal to the ACEHS. Quarterly groundwater monitoring will continue within the current scope of work during the third quarter of 2002. Please feel free to contact Taras Kruk or me at 714.835.6886 if you have questions or comments.

Respectfully Submitted,
URS CORPORATION



J.S. Rowlands, R.G., C.HG.
Project Manager

cc: Mr. Scott DeMuth, Sears Roebuck and Co.
Mr. Ryan Hartley, URS Corporation

TABLE OF CONTENTS

1.0	INTRODUCTION.....	1
2.0	SITE DESCRIPTION	1
2.1	REGIONAL GEOLOGY AND HYDROGEOLOGY	1
3.0	BACKGROUND.....	2
4.0	HEALTH AND SAFETY PLAN.....	3
5.0	QUARTERLY GROUNDWATER MONITORING.....	3
5.1	GROUNDWATER GAUGING	4
5.2	GROUNDWATER SAMPLING.....	4
5.3	WELL HEAD MAINTENANCE.....	5
5.4	LABORATORY ANALYSES	5
5.5	WASTE MANAGEMENT.....	5
6.0	FINDINGS	5
6.1	SHALLOW GROUNDWATER CONDITIONS	5
6.2	LABORATORY ANALYTICAL RESULTS	6
7.0	DISCUSSION	6
8.0	SCHEDULE.....	7
9.0	REFERENCES.....	8

TABLES

Table 1	2002 First Quarter Groundwater Levels and Field Parameters
Table 2	2002 First Quarter Groundwater Analyses Results

FIGURES

Figure 1	Vicinity Map
Figure 2	Site Map
Figure 3	Groundwater Contour Map – 2002 First Quarter
Figure 4	TPH Concentration Map – 2002 First Quarter

APPENDICES

Appendix A	Historical Groundwater Monitoring Results
Appendix B	Laboratory Reports and Chain of Custody Documents for Groundwater
Appendix C	URS Data Validation Reports

**REPORT
2002 FIRST QUARTER
GROUNDWATER MONITORING
FORMER SEARS AUTO CENTER #1058B
2600 TELEGRAPH AVENUE
OAKLAND, CALIFORNIA
URS JOB NO. 22-00000303.02
FOR SEARS, ROEBUCK & CO.**

1.0 INTRODUCTION

This report has been prepared by URS Corporation on behalf of Sears, Roebuck & Co. (Sears). It presents results of the 2002 First Quarter Groundwater Monitoring conducted at the above-referenced Site (Figure 1). The former Sears Auto Center (Site) is located at 2600 Telegraph Avenue in Oakland, California. The groundwater monitoring event consisted of "post purge" groundwater sample collection from six of ten monitoring or extraction wells (MW-1, MW-3, MW-4, MW-5, MW-9 and EW-1). The purpose of the groundwater monitoring was to assess current groundwater conditions in the vicinity of removed gasoline underground storage tanks (USTs), associated fuel dispensers and product piping, and removed fresh motor oil and used oil USTs. The removed gasoline USTs, fuel dispensing system, motor oil and used oil USTs were associated with the former Sears Auto Center (Figure 2). The work is being performed under regulatory oversight of the Alameda County Environmental Health Service (ACEHS).

2.0 SITE DESCRIPTION

The Site is located at 2600 Telegraph Avenue, Oakland California (Figures 1 and 2). The Site is bordered on the north by 27th Street, Telegraph Avenue to the west, 26th Street to the south, and commercial and residential buildings to the east (Figure 2). The property is occupied by a single-story commercial structure and associated parking lots.

2.1 REGIONAL GEOLOGY AND HYDROGEOLOGY

The Site is approximately 1.5 miles east of the San Francisco Bay and three miles west of the Diablo Range in Oakland, California. The Site is located on the eastern flank of The San Francisco Basin, a broad Franciscan depression. The basement rock of the basin is respectively overlain by the Santa Clara Formation, the Alameda Formation, and the Temescal Formation. These formations consist of unconsolidated sediments ranging in total thickness from approximately 300 feet to 1,000 feet. The Pleistocene Santa Clara Formation consists primarily of alluvial fan deposits that are

interspersed with lake, swamp, river channel, and flood plain deposits. The overlying Alameda Formation was deposited in an estuary environment and consists of organic clays and alluvial fan deposits of sands, gravels and silts. The uppermost Holocene Temescal Formation is an alluvial deposit ranging in thickness from 1 to 50 feet and consists primarily of silts and clays with a basal gravel unit. (CRWQCB, San Francisco Bay Region, June 1999).

The Site is located within the Oakland sub-area of the East Bay Plain groundwater basin. The East Bay Plain groundwater basin encompasses approximately 115 square miles and is bounded by San Pablo Bay to the north, Alameda County to the south, the Hayward Fault to the east, and San Francisco Bay to the west. Groundwater flow direction in the basin typically follows surface topography. Historical high production wells in the Oakland sub-area were screened at depths greater than 200 feet below ground surface (bgs), beneath the Yerba Buena Mud Member of the Alameda Formation. The Yerba Buena Mud is a black organic clay with an average thickness of 25 to 50 feet that forms an aquitard between upper and lower groundwater bearing units. From the 1860's until water importation programs were initiated in the 1930's, groundwater in the East Bay Plain was utilized as the primary municipal water source. Current beneficial uses of groundwater in the basin are minimal (CRWQCB, San Francisco Bay Region, June 1999).

3.0 BACKGROUND

The Site consists of a Former Sears Service Center converted to a commercial strip mall. A number of USTs were installed and operated in connection with the gasoline concession and service center. Seven USTs to contain either motor oil or waste motor oil were installed in the 1960s. American Environmental Management Corporation (AEMC) removed all the USTs containing motor oil and used oil in September 1990. Two 10,000 gallon USTs, associated with the gasoline concession were removed prior to 1990.

Since December 1992, a total of nine groundwater monitoring wells (MW-1 to MW-9) and one groundwater extraction well (EW-1) have been installed to evaluate the extent of petroleum hydrocarbon affected groundwater onsite. Wells MW-1 MW-2, MW-3, MW-4 and MW-5 have been monitored on a periodic basis since December 1992. Wells MW-6, MW-7 and MW-8 have been monitored on a periodic basis since December 1993. Wells MW-9 and EW-1 have been monitored on a periodic basis since December 1996.

The historical groundwater monitoring data indicates that separate phase product was periodically detected in well MW-3 from September 1993 until August 2000, and has not been observed in subsequent quarterly monitoring events. Historical chemical analysis results indicated that the separate phase product observed in well MW-3 consisted of gasoline, diesel fuel, and oil range hydrocarbons.

Summarized below are the historical groundwater analytical results.

Highest Historical Concentrations

Analytes	Wells ID's	Concentrations ($\mu\text{g/L}$)	Date of Detection
Benzene	EW-1	83	03/24/98
Toluene	MW-3	6	08/25/97
Ethylbenzene	MW-3	5	08/25/97
Xylenes	MW-3	19	06/21/93
MTBE	EW-1	30	02/12/98

A detailed summary of the historical chemical analytical results for previous groundwater monitoring events is provided as Appendix A.

4.0 HEALTH AND SAFETY PLAN

Prior to initiating the field activities, URS prepared a site-specific Health & Safety plan to:

- Identify and describe potentially hazardous substances, which may be encountered during field operations;
- Specify protective equipment and clothing for on-site activities;
- Outline measures to be implemented in the event of an emergency.

URS field personnel reviewed the Health & Safety plan prior to commencing the field procedures. Field monitoring activities were recorded in the Health and Safety Plan and were maintained in the project files at URS's Santa Ana office. A copy of the Health and Safety Plan remained onsite during field operations.

5.0 QUARTERLY GROUNDWATER MONITORING

The 2002 First Quarter Groundwater Monitoring was performed on March 29, 2002. The monitoring consisted of groundwater gauging of all (10) wells, purging and sampling of the following six wells; MW-1, MW-3, MW-4, MW-5, MW-9 and EW-1, as requested by ACEHS in correspondence dated October 18, 2001. A description of the monitoring procedures is presented below.

5.1 GROUNDWATER GAUGING

Prior to sampling, water levels were gauged in the wells using a Solinst water level indicator relative to the surveyed top of casing. Water level data was recorded to the nearest 0.01 foot. Groundwater depths and elevations are listed in Table 1. Each groundwater monitoring well was also checked for the presence of free product using a product interface probe. Free product was not observed in any of the wells. Groundwater depths and elevations for the 2002 first quarter are listed in Table 1 and Appendix A.

5.2 GROUNDWATER SAMPLING

After gauging, groundwater samples were collected from the wells after purging approximately three casing volumes of well water using a Grundfos RediFlo 2™ submersible pump. The wells were purged at a rate of approximately one-half to three gallons per minute (gpm). Groundwater purged from the wells was monitored for various field parameters including temperature, pH, electrical conductivity, oxidation reduction potential (ORP), dissolved oxygen (DO), and turbidity using a YSI™ multi-parameter meter equipped with a flow through cell. Measured field parameters are listed in Table 1. The “post-purge” groundwater samples were collected from the disposable discharge tubing of the sampling pump within two hours of well purging or 80% recovery.

Groundwater samples were collected from five selected monitoring wells and one extraction well for laboratory analysis during the 2002 First Quarter Groundwater Monitoring event. Groundwater samples were collected from the purged wells by the discharge tubing connected to the well pump. The down-hole pump was cleaned prior to use, and between wells by washing in a solution of Alconox, rinsing with tap water, final rinsing with de-ionized water, and air-drying. The disposable polyethylene discharge tubing was changed between each well. A blind duplicate was also collected from well EW-1 and labeled Dup-1. One equipment blank, labeled EB-1, was collected by pouring de-ionized water over the pump housing into sample containers following decontamination procedures.

Sample containers and handling procedures conformed to the established protocols for each specific parameter as described in EPA SW-846. The sample bottles, once filled and preserved as required, were properly labeled. The label included well identification number, sample number, date and time sampled, job number, site/client name and location, and sampling personnel's initials. The sealed and labeled samples were placed in an ice chest maintained at a temperature between 4 and 7 degrees centigrade and transported to a California Department of Health Services (DHS) accredited laboratory. A trip blank (TB), prepared by the laboratory, remained in the ice chest during sample

collection and transport. Chain-of-custody records were maintained throughout the sampling program, a copy of which is included in Appendix B.

5.3 WELL HEAD MAINTENANCE

As part of the quarterly monitoring program each well head is inspected to ensure that wells are properly sealed and secured. The routine well maintenance associated with the quarterly groundwater sampling consists of: inspection of water-tight well caps and locks on all monitoring wells and replacement as necessary; replacement of missing or damaged bolts on well box covers; and removal and replacement of damaged well boxes and associated concrete aprons. This quarter, the well maintenance included replacement of seven well locks.

5.4 LABORATORY ANALYSES

Groundwater samples were submitted to Severn Trent Services, Inc., in San Francisco, CA. The groundwater samples and duplicates were analyzed for total petroleum hydrocarbons as gasoline range organics (TPHg), diesel range organics (TPHd) and oil range organics (TPHo) by modified EPA Method 8015M. The samples were also analyzed for volatile organic compounds (VOCs) including benzene, toluene, ethylbenzene, xylenes (BTEX) and the fuel oxygenate Methyl tert-Butyl Ether (MTBE) by EPA Method 8260B. Analyses results for the groundwater samples are summarized in Table 2. Copies of the laboratory reports are included in Appendix B.

5.5 WASTE MANAGEMENT

Liquid wastes (well purge water and decontamination fluids) were collected and stored in five 55-gallon DOT-approved drums. Containers were numbered to identify the source of the wastes. The containers were stored onsite and properly disposed of by Sears, Roebuck & Co. following review of the chemical analysis data.

6.0 FINDINGS

6.1 SHALLOW GROUNDWATER CONDITIONS

Historical groundwater measurements collected since June 1996 indicate that the potentiometric surface beneath the Site has fluctuated from approximately 9 to 14 feet bgs, or 12 to 18 feet above mean sea level (msl). The measured depth to water during the 2002 first quarter monitoring ranged from 9.80 feet to 11.96 feet bgs, or approximately 13.69 feet to 16.96 feet above msl. Groundwater elevation contours were generated by Kriging (a geostatistical gridding method) using SURFER™, a graphical, contouring software program. The resultant groundwater contours indicate a southerly

groundwater flow direction with a gradient of about 0.01. A groundwater elevation contour map, based on the 2002 first quarter water level measurements, is provided as Figure 3.

6.2 LABORATORY ANALYTICAL RESULTS

Summarized below are the groundwater analytical results for the first quarter 2002.

Detectable Concentrations 2002 First Quarter

Analytes	Well ID's	Conc. Range (µg/L)
TPHg	MW-1, MW-3, MW-9, EW-1	55 (MW-9) to 930 (EW-1)
TPHd	MW-1, MW-3, MW-9, EW-1	60 (MW-9) to 710 (EW-1)
TPHo	MW-3	950
Benzene	NON- DETECT	<0.50
Toluene	NON- DETECT	<0.50
Ethylbenzene	NON- DETECT	<0.50
Xylenes	NON- DETECT	<1.0
MTBE	NON- DETECT	<5.0

Trace concentrations of acetone, n-butylbenzene, sec-butylbenzene, tert-butylbenzene, and isopropylbenzene were detected in groundwater samples collected from well EW-1 and MW-3.

Detailed chemical analysis results of the 2002 First Quarter Groundwater Monitoring are presented in Table 2. A copy of the laboratory reports and chain-of-custody records are included in Appendix B. A site map showing TPH concentrations for the 2002 First Quarter is provided as Figure 4. URS conducted a check of data completeness for the analytical laboratory reports. Results indicate that "these data are usable, as qualified, for their intended purpose". A copy of URS's Data Validation Memos are included in Appendix C.

7.0 DISCUSSION

Results of the 2002 First Quarter Groundwater Monitoring indicate that dissolved phase petroleum hydrocarbons within the gasoline (TPHg), diesel fuel (TPHd), and oil (TPHo) range are present in shallow groundwater beneath the Site in the vicinity of the former gasoline and oil USTs. VOCs commonly associated with TPHg, such as BTEX and MTBE, were not detected in any of the groundwater samples collected during this sampling event. In addition, there have been no measurable separate phase petroleum hydrocarbons in well MW-3 for six consecutive quarterly monitoring events.

Based on beneficial uses of groundwater in the Site vicinity, and the constituent concentrations detected during this and previous quarterly groundwater monitoring events, there is no apparent risk of petroleum hydrocarbon exposure to surface or groundwater receptors in the area. URS plans to further evaluate Site conditions related to the residual petroleum hydrocarbon plume and establish closure conditions for the site in accordance with the City of Oakland Urban Land Redevelopment (URL) Program.

8.0 SCHEDULE

Field work for the 2002 second quarter monitoring event was conducted during the first week of June. The groundwater monitoring wells were resurveyed in May 2002, prior to the second quarter monitoring. The 2002 Second Quarter groundwater monitoring report is currently being prepared for the submittal to the ACEHS. The third quarter groundwater monitoring event is scheduled to be conducted during September 2002 and will include sampling of all wells.


The Site will be evaluated for closure in accordance with the URL Program guidance document following completion of the 2002 third quarter monitoring. Given our current understanding of the petroleum hydrocarbon plume conditions, the Site will likely conform to the URL Program closure criteria. ACEHS will be notified of upcoming field activities.

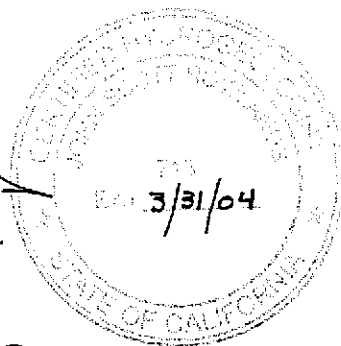
-o0o-


Should you have any questions or comments, please do not hesitate to contact us.

Respectfully Submitted,

URS CORPORATION


J.S. Rowlands, R.G., C.HG.
Project Manager




Taras B. Kruk, R.G., C.HG.
Project Director

9.0 REFERENCES

- American Environmental management Corporation, 1990. *Underground Storage Tank Removal Sears, Roebuck and Co., Oakland California*, Sears Auto Center # 1058, 2600 Telegraph Avenue, Oakland, California, October 12.
- California Regional Water Quality Control Board – San Francisco Bay Region Groundwater Committee (RWQCB), 1999. *East Bay Plain Groundwater Basin Beneficial Use Evaluation Report*. June 1999, 106p.
- City of Oakland Public Works Agency, 2000. *Oakland Urban Land Redevelopment Program: Guidance Document*, January 1.
- The IT Corporation, 2001. *Second Quarter Groundwater Monitoring*. Sears Auto Center #1058, 2600 Telegraph Avenue, Oakland, California, June 4.
- The IT Corporation, 2001. *Third Quarter Groundwater Monitoring*. Sears Auto Center #1058, 2600 Telegraph Avenue, Oakland, California, September 27.
- The IT Corporation, 2002. *Fourth Quarter Groundwater Monitoring*. Sears Auto Center #1058, 2600 Telegraph Avenue, Oakland, California, February 21.
- Figures, S., 1998. *Groundwater Study and Water Supply history of the East bay Plain, Alameda and Contra Costa Counties, California*, 12 p.
- Muir, Kenneth S., 1993. *Geologic Framework of the East Bay Plain Groundwater Basin, Alameda, California. Prepared for the Alameda County Flood Control and Water Conservation District*, August 1993.

Table 1
2002 1st Quarter Groundwater Levels and Parameters
Sears Retail Center Store No. 1058
2600 Telegraph Ave., Oakland, California

Monitoring Well No.	Date Collected	Notes	Sample Date	GROUNDWATER LEVELS				GROUNDWATER SAMPLING FIELD PARAMETERS					
				Product Thickness (ft)	Depth to Groundwater (feet bgs)	Casing Elevation (MSL)	Groundwater Elevation (MSL)	Temp. (Celsius)	pH	Cond (µS/cm)	O.R.P. (mV)	Turbidity (NTU)	Dissolved Oxygen (mg/L)
MW-1	3/28/02		3/28/02	NA	9.80	26.20	16.40	21.57	6.42	589.00	46.4	5.4	1.02
MW-2	3/28/02		3/28/02	NA	10.42	26.50	16.08	NA	NA	NA	NA	NA	NA
MW-3	3/28/02		3/28/02	NA	11.96	26.34	14.38	20.58	6.64	915.00	0.0	0.0	0.38
MW-4	3/28/02		3/28/02	NA	11.17	26.17	15.00	23.45	6.49	738.00	248.1	13.8	1.12
MW-5	3/28/02		3/28/02	NA	10.02	26.98	16.96	22.85	6.52	747.00	127.0	0.2	0.70
MW-6	3/28/02		3/28/02	NA	10.13	24.32	14.19	NA	NA	NA	NA	NA	NA
MW-7	3/28/02		3/28/02	NA	10.77	24.88	14.11	NA	NA	NA	NA	NA	NA
MW-8	3/28/02		3/28/02	NA	11.69	26.12	14.43	NA	NA	NA	NA	NA	NA
MW-9	3/28/02		3/28/02	NA	11.34	25.03	13.69	20.05	6.58	818.00	50.1	37.2	3.07
EW-1	3/28/02		3/28/02	NA	11.85	26.80	14.95	20.63	6.64	932.00	0.0	0.0	2.29

<p>Notes:</p> <p>MSL - Mean Sea Level</p> <p>BGS - Below ground surface</p> <p>Groundwater Elevation reference to MSL</p> <p>Groundwater Elevation = Top of casing elevation - Depth to Water.</p> <p>1 Sheen observed on water surface.</p> <p>2 Petroleum odor in groundwater</p> <p>3 Well covered by demolition debris. Could not be accessed.</p> <p>4 Well casing damaged</p> <p>SP - Separate phase product in well</p> <p>NA - Not analyzed/Not available.</p>	<p>µS/cm - microSiemens per centimeter</p> <p>mV - millivolt</p> <p>mg/L - milligrams per liter</p> <p>NTU - nephelometric turbidity units</p>
--	--

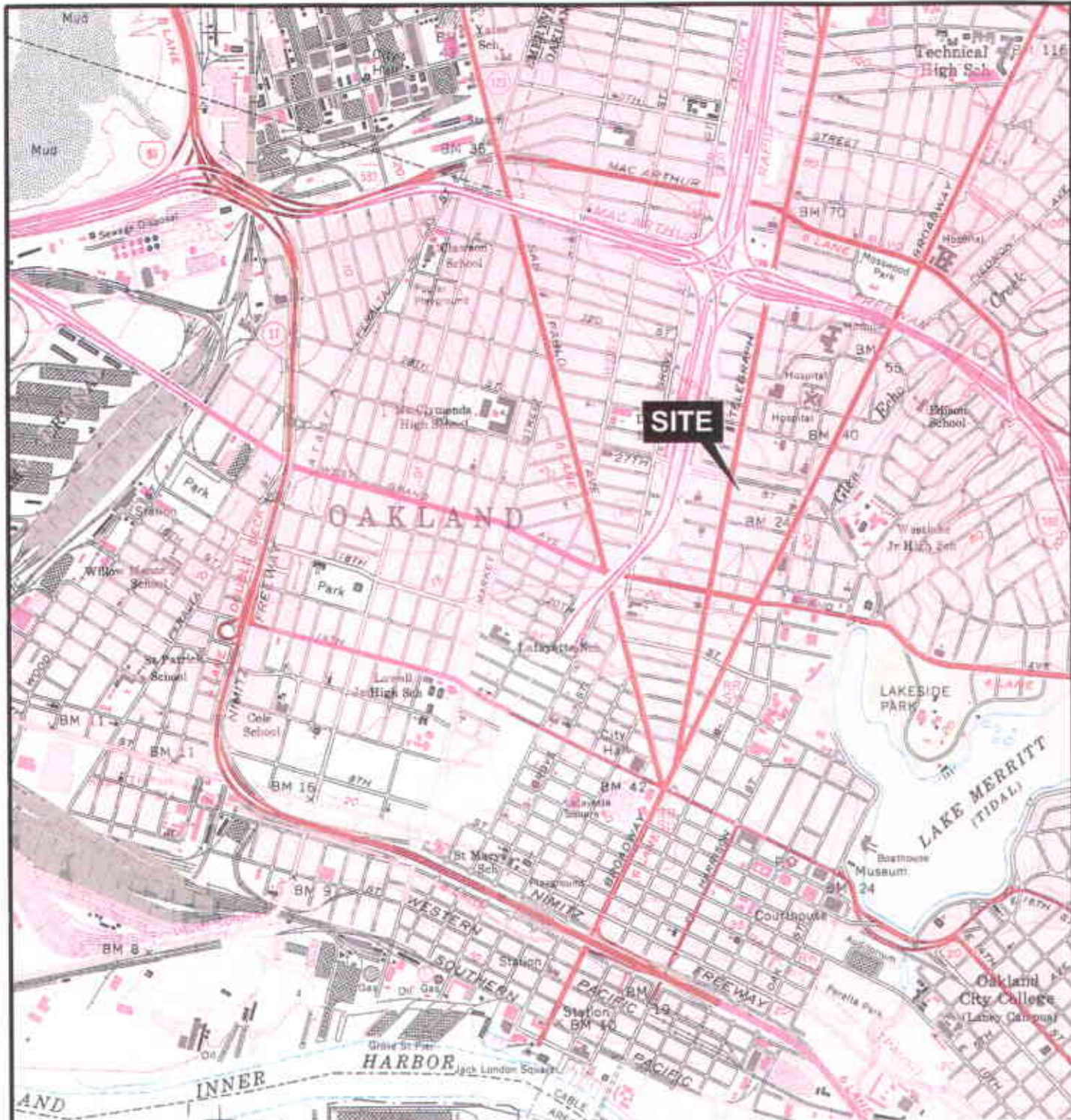
Table 2
2002 1st Quarter Groundwater Analytical Results
Sears Retail Center Store No. 1058
2600 Telegraph Ave., Oakland, California

Monitoring Well No.	Sample Date	Notes	LABORATORY ANALYTICAL RESULTS							
			Hydrocarbon Range			Volatile Organics by GC/MS 8260B				
			TPHg (µg/L)	TPHd (µg/L)	TPHo (µg/L)	B (µg/L)	T (µg/L)	E (µg/L)	X (µg/L)	MTBE (µg/L)
MW-1	3/28/2002	--	120	92	< 500	< 0.50	< 0.50	< 0.50	< 1.0	< 5.0
MW-2	3/28/2002	4	NA	NA	NA	NA	NA	NA	NA	NA
MW-3	3/28/2002	--	800	640	950	< 0.50	< 0.50	< 0.50	< 1.0	< 5.0
MW-4	3/28/2002	--	< 50	< 50	< 500	< 0.50	< 0.50	< 0.50	< 1.0	< 5.0
MW-5	3/28/2002	--	< 50	< 50	< 500	< 0.50	< 0.50	< 0.50	< 1.0	< 5.0
MW-6	3/28/2002	4	NA	NA	NA	NA	NA	NA	NA	NA
MW-7	3/28/2002	4	NA	NA	NA	NA	NA	NA	NA	NA
MW-8	3/28/2002	4	NA	NA	NA	NA	NA	NA	NA	NA
MW-9	3/28/2002	--	55	60	< 500	< 0.50	< 0.50	< 0.50	< 1.0	< 5.0
EW-1	3/28/2002	--	930	710	< 500	< 0.50	< 0.50	< 0.50	< 1.0	< 5.0
EW-1	3/28/2002	1	800	510	< 500	< 0.50	< 0.50	< 0.50	< 1.0	< 5.0

Explanation / Notes:


1. Duplicate sample analysis.
2. Groundwater well not sampled
3. "Post-purge" sample

-- = Either not present, not measured, or not calculated.
SH = Product sheen observed in field.
BTEX = Volatile aromatic constituents Benzene, Toluene, Ethylbenzene, and Xylenes by EPA Method 8260B
TPHg = Total Petroleum Hydrocarbons as gasoline range hydrocarbons by EPA Method 8015M
TPHd = Total Petroleum Hydrocarbons as diesel range hydrocarbons by EPA Method 8015M
TPHo = Total Petroleum Hydrocarbons as oil range hydrocarbons by EPA Method 8015M
MTBE = Methyl-t- Butyl Ether
< = Analytical result less than the method detection limit indicated.
NA= Not analyzed/Not available.



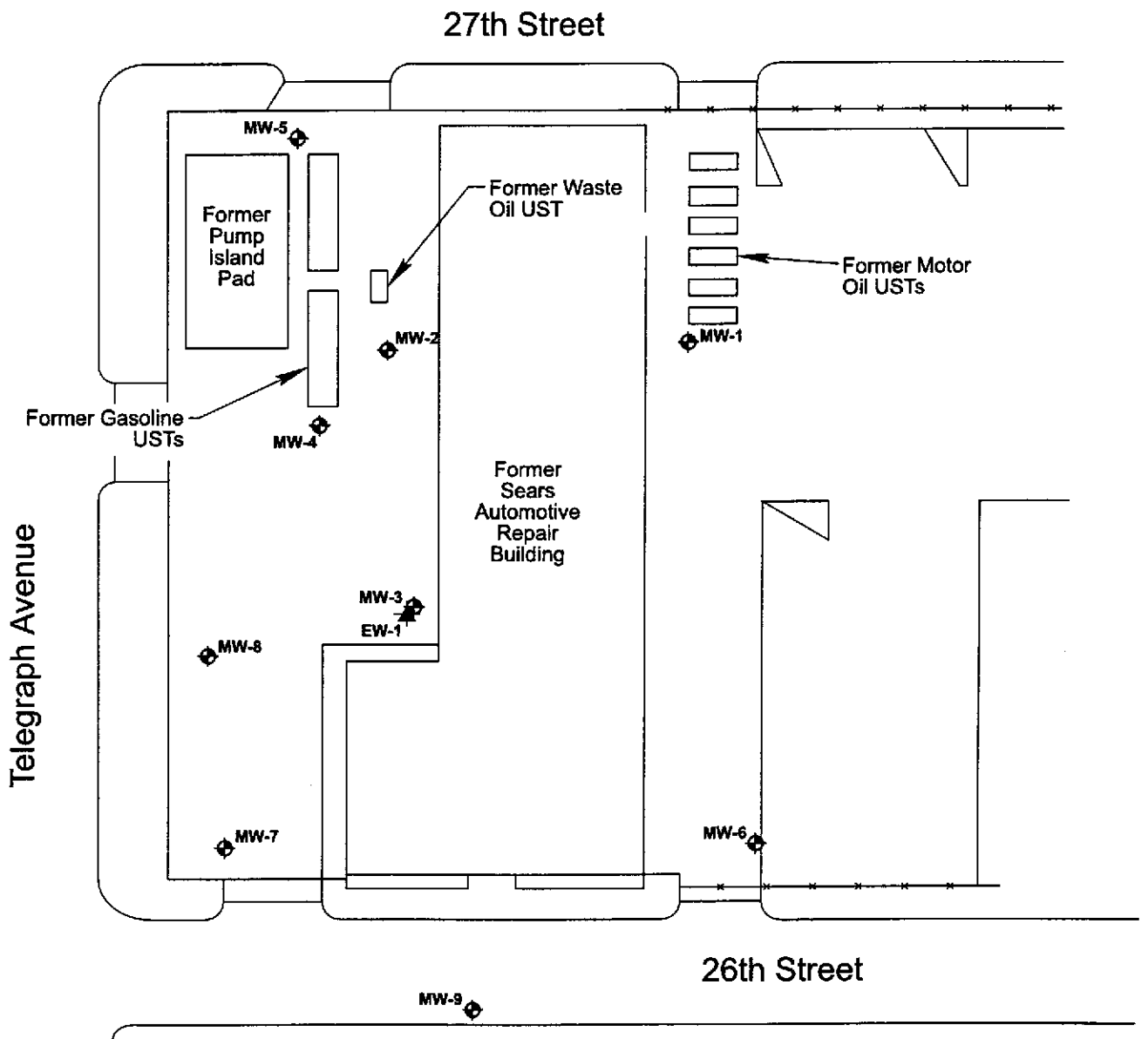
REFERENCE: USGS 7.5 Minute Series Oakland West, CA Quad, 1959, Photorevised 1980

FIGURE 1
VICINITY MAP
 FORMER SEARS AUTO CENTER #1058
 2600 TELEGRAPH AVENUE
 OAKLAND, CALIFORNIA
 For Sears, Roebuck & Co.






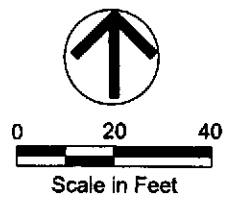
Scale in Miles





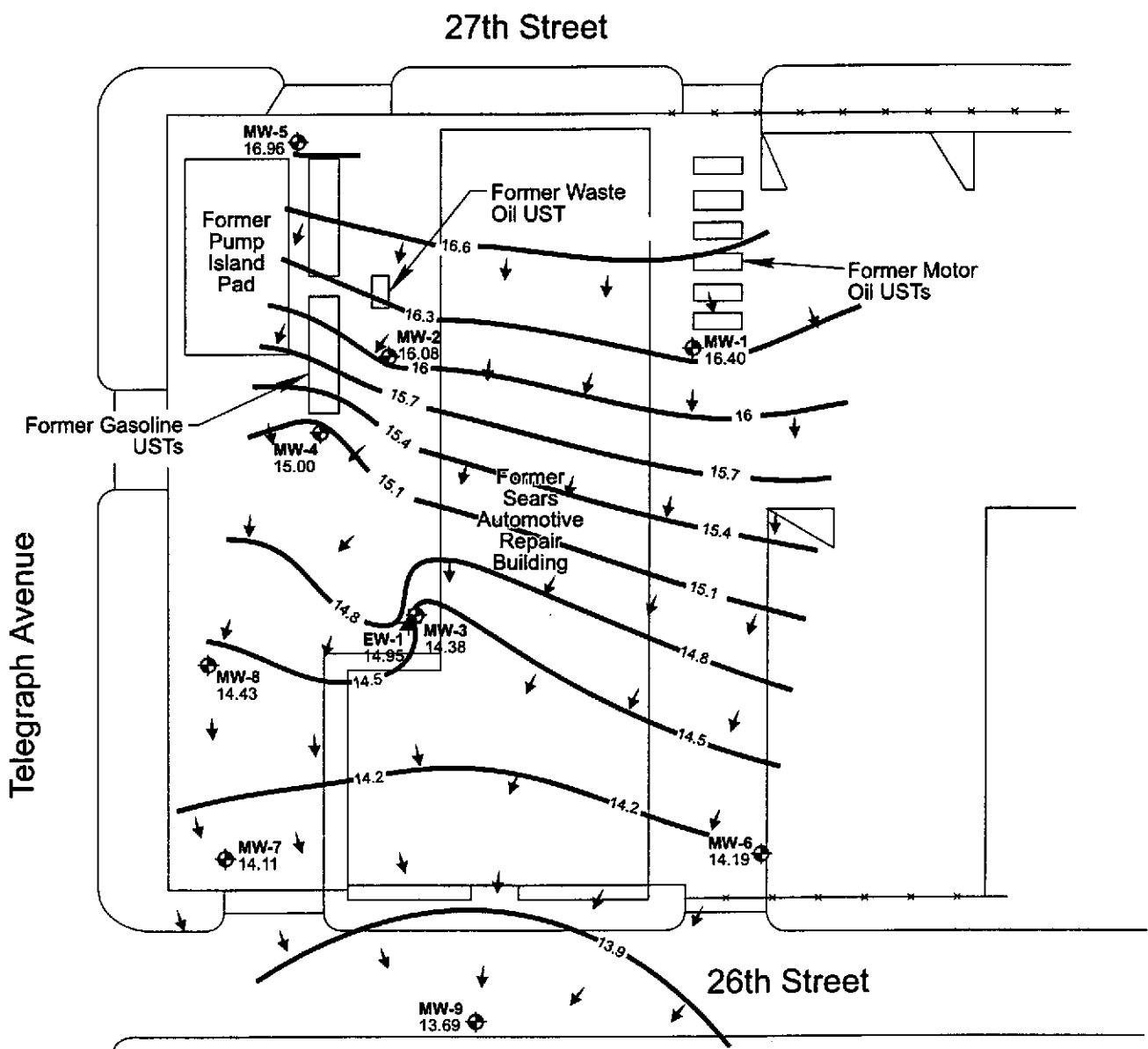
LEGEND

- MW-8  MONITORING WELL LOCATION
- EW-1  EXTRACTED WELL LOCATION
-  CHAIN LINK FENCE



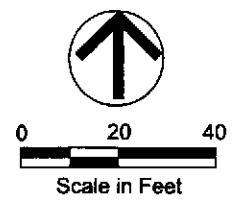
PLOT PLAN	
Project: Sears Auto Center #1058, Oakland, California	
Project No.: 22-00000302.02	Figure 2
Date: AUGUST 2002	

L:\Sears\figure 2 #1058.fh.10 7/02



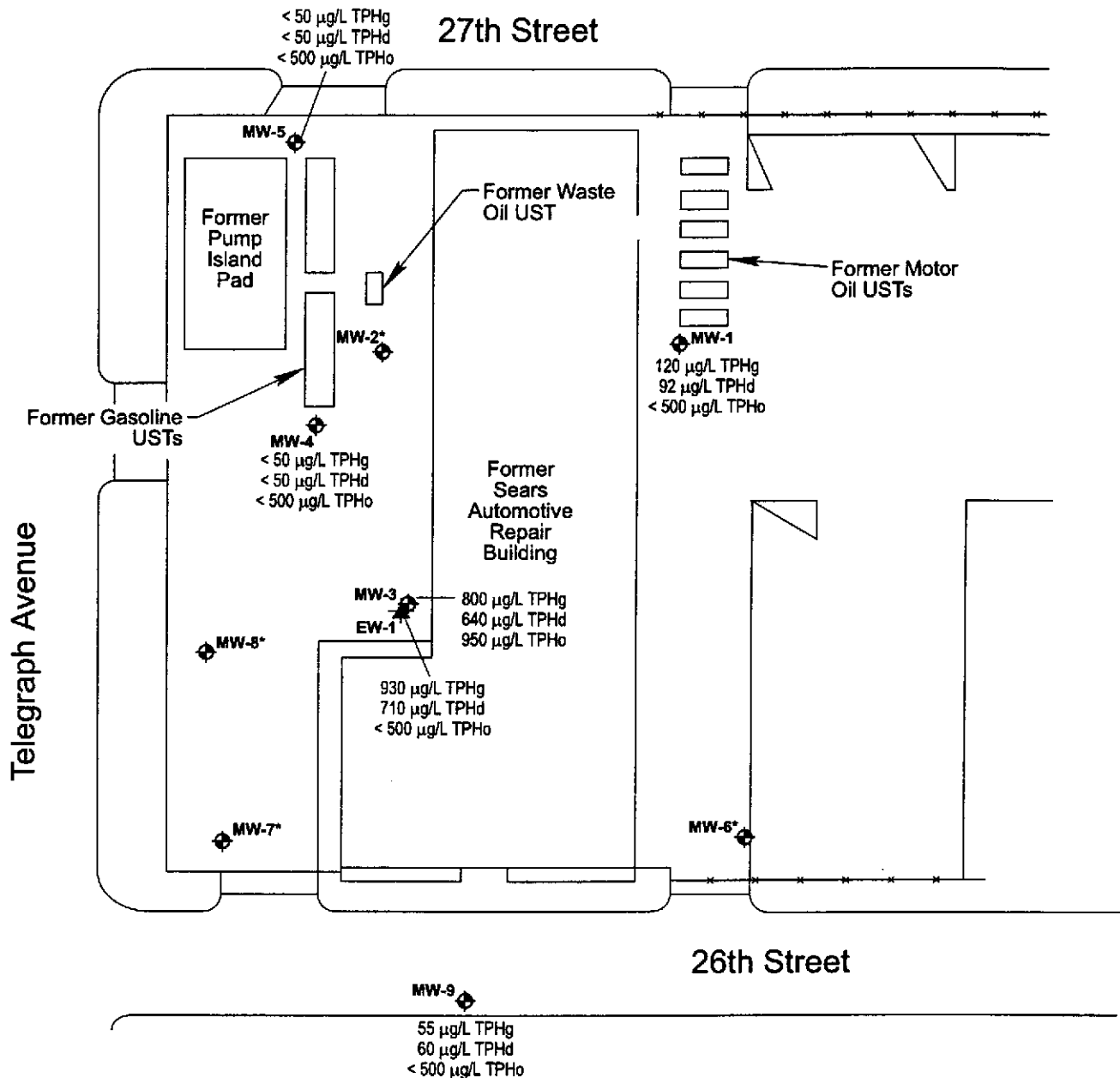
LEGEND

- MW-8 15.00** MONITORING WELL LOCATION AND GROUNDWATER POTENTIOMETRIC ELEVATION
- EW-1** EXTRACTED WELL LOCATION
- CHAIN LINK FENCE**
- 14.8** GROUNDWATER ELEVATION CONTOUR (MSL)
- GROUNDWATER FLOW VECTORS**



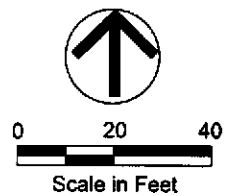
GROUNDWATER CONTOUR MAP 2002 FIRST QUARTER	
Project: Sears Auto Center #1058, Oakland, California	
Project No.: 22-00000302.02	Figure 3
Date: AUGUST 2002	

L:/Sears/fig 3 #1058.fr.10 6/02



LEGEND

- MW-8 MONITORING WELL LOCATION
- EW-1 EXTRACTED WELL LOCATION
- CHAIN LINK FENCE
- * WELL NOT SAMPLED
- TPHg TOTAL PETROLEUM HYDROCARBONS GASOLINE ORGANICS RANGE
- TPHd TOTAL PETROLEUM HYDROCARBONS DIESEL FUEL RANGE
- TPHo TOTAL PETROLEUM HYDROCARBONS MOTOR OIL RANGE
- µg/L MICROGRAMS PER LITER



2002 FIRST QUARTER TPHg, TPHd, TPHo CONCENTRATIONS IN GROUNDWATER (MARCH 2002)

Project: Sears Auto Center #1058, Oakland, California	
Project No.: 22-00000302.02	Figure 4
Date: AUGUST 2002	

L:/Sears/fig 4 #1058.fn10 7/02

APPENDIX A

HISTORICAL GROUNDWATER MONITORING RESULTS

Appendix A
Historic Groundwater Monitoring Results
Former Sears Auto Center 1058
Oakland, California
(Page 1 of 16)

Well No.	Notes	Sample Period	GROUNDWATER LEVELS					LABORATORY ANALYTICAL RESULTS										
			Depth to Groundwater (ft bgs)	Product Meas (ft)	Stand Prod Thickness (ft)	Casing Elevation (ft MSL)	Groundwater Elevation (ft MSL)	Anal. Units	B	T	E	X	MTBE	TPH ₁	TPH ₂	TRH ₁	Dissolved Metals	
MW-1		12/30/92	10.60	--	0.00	26.20	15.60	µg/L	1	1	2	2	---	---	---	---	---	
MW-1		02/26/93	10.14	--	0.00	26.20	16.06	µg/L	---	---	---	---	---	---	---	---	---	
MW-1		03/24/93	10.48	--	0.00	26.20	15.72	µg/L	0.4	1	0.32	10	---	---	---	---	---	
MW-1		04/27/93	11.30	--	0.00	26.20	14.90	µg/L	---	---	---	---	---	---	---	---	---	
MW-1		05/28/93	11.43	--	0.00	26.20	14.77	µg/L	---	---	---	---	---	---	---	---	---	
MW-1		06/21/93	11.71	--	0.00	26.20	14.49	µg/L	< 0.3	1	< 0.3	6	---	---	---	< **100	---	
MW-1		07/22/93	11.87	--	0.00	26.20	14.33	µg/L	---	---	---	---	---	---	---	---	---	
MW-1		08/13/93	11.94	--	0.00	26.20	14.26	µg/L	---	---	---	---	---	---	---	---	---	
MW-1		09/16/93	12.05	--	0.00	26.20	14.15	µg/L	< 0.3	0.7	2	7	---	---	---	< **100	---	
MW-1		10/22/93	12.00	--	0.00	26.20	14.20	µg/L	---	---	---	---	---	---	---	---	---	
MW-1		11/03/93	12.10	--	0.00	26.20	14.10	µg/L	---	---	---	---	---	---	---	---	---	
MW-1		12/01/93	11.46	--	0.00	26.20	14.74	µg/L	0.4	1	---	7	---	---	---	---	---	
MW-1		12/27/93	11.58	--	0.00	26.20	14.62	µg/L	---	---	---	---	---	---	---	---	---	
MW-1		12/30/93	--	--	--	26.20	--	µg/L	---	---	1	---	---	---	---	< 100	---	
MW-1		01/05/94	11.69	--	0.00	26.20	14.51	µg/L	---	---	---	---	---	---	---	---	---	
MW-1		02/08/94	11.87	--	0.00	26.20	14.33	µg/L	---	---	---	---	---	---	---	---	---	
MW-1		03/09/94	11.08	--	0.00	26.20	15.12	µg/L	< 0.3	< 0.3	2.4	4.2	---	---	---	< 100	---	
MW-1		04/01/94	11.47	--	0.00	26.20	14.73	µg/L	---	---	---	---	---	---	---	---	---	
MW-1		05/10/94	10.77	--	0.00	26.20	15.43	µg/L	---	---	---	---	---	---	---	---	---	
MW-1		06/30/94	11.82	--	0.00	26.20	14.38	µg/L	0.6	0.7	1.4	15	---	---	---	< 100	---	
MW-1		07/28/94	11.90	--	0.00	26.20	14.30	µg/L	---	---	---	---	---	---	---	---	---	
MW-1		08/31/94	11.94	--	0.00	26.20	14.26	µg/L	---	---	---	---	---	---	---	---	---	
MW-1		09/27/94	12.04	--	0.00	26.20	14.16	µg/L	0.9	0.5	< 0.3	10	---	---	---	< 250	---	
MW-1		10/28/94	12.06	--	0.00	26.20	14.14	µg/L	---	---	---	---	---	---	---	---	---	
MW-1		11/15/94	10.02	--	0.00	26.20	16.18	µg/L	---	---	---	---	---	---	---	---	---	
MW-1		12/01/94	10.61	--	0.00	26.20	15.59	µg/L	0.4	0.4	< 0.3	6.6	---	---	---	< 250	---	
MW-1		01/04/95	9.93	--	0.00	26.20	16.27	µg/L	---	---	---	---	---	---	---	---	---	
MW-1		02/01/95	9.56	--	0.00	26.20	16.64	µg/L	---	---	---	---	---	---	---	---	---	
MW-1		03/08/95	10.51	--	0.00	26.20	15.69	µg/L	< 0.3	0.6	4.7	2.7	---	---	---	< 250	---	
MW-1		04/03/95	--	--	--	26.20	--	µg/L	---	---	---	---	---	---	---	---	---	
MW-1		05/18/95	10.80	--	0.00	26.20	15.40	µg/L	---	---	---	---	---	---	---	---	---	
MW-1		06/09/95	11.18	--	0.00	26.20	15.02	µg/L	< 0.3	1.4	3.9	5.6	---	---	---	< 250	---	
MW-1		07/13/95	11.27	--	0.00	26.20	14.93	µg/L	---	---	---	---	---	---	---	---	---	
MW-1		08/03/95	11.48	--	0.00	26.20	14.72	µg/L	---	---	---	---	---	---	---	---	---	
MW-1		08/29/95	11.56	--	0.00	26.20	14.64	µg/L	0.3	0.9	< 0.5	2.8	---	---	---	< 250	---	

Appendix A
 Historical Groundwater Monitoring Results
 Former Sears Auto Center 1058
 Oakland, California
 (Page 2 of 16)

Well No.	Notes	Sample Period	GROUNDWATER LEVELS						LABORATORY ANALYTICAL RESULTS								
			Depth to Groundwater (ft bgs)	Product Meas (ft)	Stand Prod Thickness (ft)	Casing Elevation (ft MSL)	Groundwater Elevation (ft MSL)	Anal. Units	B	T	E	X	MTBE	TPH _g	TPH _d	TRH _g	Dissolved Metals
MW-1		09/15/95	11.71	--	0.00	26.20	14.49	µg/L	---	---	---	---	---	---	---	---	---
MW-1		10/20/95	11.80	--	0.00	26.20	14.40	µg/L	---	---	---	---	---	---	---	---	---
MW-1		11/15/95	11.61	--	0.00	26.20	14.59	µg/L	< 0.5	< 0.5	< 1.0	27	---	---	---	< 200	---
MW-1		01/15/96	11.21	--	0.00	26.20	14.99	µg/L	---	---	---	---	---	---	---	---	---
MW-1		03/05/96	9.35	--	0.00	26.20	16.85	µg/L	< 0.5	< 1.0	< 1.0	< 2.0	---	---	---	< 200	---
MW-1		04/19/96	10.60	--	0.00	26.20	15.60	µg/L	---	---	---	---	---	---	---	---	---
MW-1		05/10/96	11.18	--	0.00	26.20	15.02	µg/L	---	---	---	---	---	---	---	---	---
MW-1		06/03/96	10.90	--	0.00	26.20	15.30	µg/L	< 0.5	< 1.0	3.7	3.4	---	340	---	< 200	---
MW-1		09/04/96	11.31	--	0.00	26.20	14.89	µg/L	< 0.5	< 1.0	< 1.0	< 2.0	---	390	---	310	---
MW-1		12/02/96	10.61	--	0.00	26.20	15.59	µg/L	< 0.5	< 1.0	< 1.0	2.7	---	400	---	< 200	---
MW-1		02/26/97	10.31	--	0.00	26.20	15.89	µg/L	< 0.5	< 1.0	< 1.0	4.5	---	390	---	< 200	---
MW-1		06/09/97	11.25	--	0.00	26.20	14.95	µg/L	< 0.5	< 1.0	< 0.5	2.3	< 10	340	---	< 200	---
MW-1		08/25/97	11.15	--	0.00	26.20	15.05	µg/L	< 0.5	< 0.5	< 0.5	3	< 5	220	---	< 200	---
MW-1		11/28/97	10.07	--	0.00	26.20	16.13	µg/L	< 0.5	< 0.5	< 0.5	3	6.0	340	---	< 200	---
MW-1		02/12/98	8.70	--	0.00	26.20	17.50	µg/L	< 0.5	< 0.5	< 0.5	< 2.0	< 5	280	---	< 200	---
MW-1		05/20/98	10.89	--	0.00	26.20	15.31	µg/L	< 0.5	< 0.5	0.8	3	< 5	340	---	< 200	---
MW-1		08/11/98	11.60	--	0.00	26.20	14.60	µg/L	< 0.5	< 0.5	< 0.5	< 0.5	< 2.5	230	---	< 500	---
MW-1		11/10/98	11.10	--	0.00	26.20	15.10	µg/L	< 0.50	< 0.50	< 0.50	< 0.50	< 2.5	150	---	< 250	---
MW-1		02/11/99	9.40	--	0.00	26.20	16.80	µg/L	< 0.50	< 0.50	1	1.6	6.7	260	---	< 500	---
MW-1		05/11/99	11.05	--	0.00	26.20	15.15	µg/L	< 0.5	0.54	< 0.5	4.7	< 2.5	160	---	< 250	---
MW-1		08/10/99	11.66	--	0.00	26.20	14.54	µg/L	< 0.5	0.79	< 0.5	2.8	< 2.0	230	---	< 250	---
MW-1		10/26/99	12.90	--	0.00	26.20	13.30	µg/L	< 0.5	< 0.5	0.64	1.2	< 2.5	95	---	< 250	---
MW-1		02/25/00	9.80	--	0.00	26.20	16.40	µg/L	< 0.5	< 0.5	< 0.5	< 0.5	1.6	330	---	310	---
MW-1		05/03/00	10.90	--	0.00	26.20	15.30	µg/L	< 0.5	< 0.5	< 0.5	< 0.5	1.5	220	---	< 100	---
MW-1		08/02/00	11.40	--	0.00	26.20	14.80	µg/L	< 0.5	< 0.5	< 0.5	< 0.5	1.1	170	---	< 100	---
MW-1		11/07/00	10.83	--	0.00	26.20	15.37	µg/L	< 0.5	< 0.5	< 0.5	< 0.5	0.9	250	---	< 100	---
MW-1		02/15/01	9.40	--	0.00	26.20	16.80	µg/L	< 0.5	< 0.5	< 0.5	< 0.5	1.0	350	---	200	---
MW-1		04/26/01	10.43	--	0.00	26.20	15.77	µg/L	< 0.5	< 0.5	< 0.5	< 0.5	1.5	310	---	200	---
MW-1		07/23/01	11.27	--	0.00	26.20	14.93	µg/L	< 0.5	< 0.5	< 0.5	< 0.5	1.7	180	---	< 100	---
MW-1		11/01/01	10.90	--	0.00	26.20	15.30	µg/L	< 0.5	< 0.5	< 0.5	< 0.5	1.6	200	---	120	---
MW-1	2	03/28/02	9.80	--	0.00	26.20	16.40	µg/L	< 0.50	< 0.50	< 0.50	< 1.0	< 5.0	120	92	< 500	---
MW-2		12/30/92	10.65	--	0.00	26.50	15.85	µg/L	0.7	< 0.3	< 0.3	3	---	190	---	---	*ND
MW-2		02/26/93	10.56	--	0.00	26.50	15.94	µg/L	---	---	---	---	---	---	---	---	---
MW-2		03/14/93	10.52	--	0.00	26.50	15.98	µg/L	0.6	< 0.3	< 0.3	2	---	120	---	---	*ND
MW-2		04/17/93	11.17	--	0.00	26.50	15.33	µg/L	---	---	---	---	---	---	---	---	---

Appendix A
Historical Groundwater Monitoring Results
Former Sears Auto Center 1058
Oakland, California
(Page 3 of 16)

Well No.	Notes	Sample Period	GROUNDWATER LEVELS						LABORATORY ANALYTICAL RESULTS												
			Depth to Groundwater (ft bgs)	Product Meas (ft)	Stand Prod Thickness (ft)	Casing Elevation (ft MSL)	Groundwater Elevation (ft MSL)	Anal. Units	B	T	E	X	MTBE	TPH ₁	TPH ₂	TRH ₁	Dissolved Metals				
MW-2		05/28/93	11.12	--	0.00	26.50	15.38	µg/L	---	---	---	---	---	---	---	---	---	---			
MW-2		06/21/93	11.41	--	0.00	26.50	15.09	µg/L	0.3	<	0.3	<	0.3	6.7	---	82	---	<	**100	ND	
MW-2		07/22/93	11.50	--	0.00	26.50	15.00	µg/L	---	---	---	---	---	---	---	---	---	---	---	---	
MW-2		08/13/93	11.54	--	0.00	26.50	14.96	µg/L	---	---	---	---	---	---	---	---	---	---	---	---	
MW-2		09/16/93	11.62	--	0.00	26.50	14.88	µg/L	<	0.3	<	0.3	<	0.3	---	28	---	<	**100	ND	
MW-2		10/22/93	11.57	--	0.00	26.50	14.93	µg/L	---	---	---	---	---	---	---	---	---	---	---	---	
MW-2		11/03/93	11.65	--	0.00	26.50	14.85	µg/L	---	---	---	---	---	---	---	---	---	---	---	---	
MW-2		11/24/93	11.52	--	0.00	26.50	14.98	µg/L	---	---	---	---	---	---	---	---	---	---	---	---	
MW-2		12/01/93	11.08	--	0.00	26.50	15.42	µg/L	<	0.3	<	0.3	<	0.3	---	68	---	---	---	ND	
MW-2		12/27/93	11.27	--	0.00	26.50	15.23	µg/L	---	---	---	---	---	---	---	---	---	---	---	---	
MW-2		12/30/93	--	--	--	26.50	--	µg/L	---	---	---	---	---	---	---	---	---	---	---	---	
MW-2		01/05/94	11.39	--	0.00	26.50	15.11	µg/L	---	---	---	---	---	---	---	---	---	---	---	---	
MW-2		02/08/94	11.49	--	0.00	26.50	15.01	µg/L	---	---	---	---	---	---	---	---	---	---	---	---	
MW-2		03/09/94	11.06	--	0.00	26.50	15.44	µg/L	<	0.3	<	0.3	<	0.3	---	47	---	<	100	ND	
MW-2		04/01/94	11.25	--	0.00	26.50	15.25	µg/L	---	---	---	---	---	---	---	---	---	---	---	---	
MW-2		05/10/94	10.83	--	0.00	26.50	15.67	µg/L	---	---	---	---	---	---	---	---	---	---	---	---	
MW-2		06/30/94	11.44	--	0.00	26.50	15.06	µg/L	<	0.3	<	0.3	<	0.3	---	<	10	---	---	100	ND
MW-2		07/28/94	11.48	--	0.00	26.50	15.02	µg/L	---	---	---	---	---	---	---	---	---	---	---	---	
MW-2		08/31/94	11.56	--	0.00	26.50	14.94	µg/L	---	---	---	---	---	---	---	---	---	---	---	---	
MW-2		09/27/94	11.61	--	0.00	26.50	14.89	µg/L	<	0.3	<	0.3	<	0.3	---	<	10	---	<	250	15
MW-2		10/28/94	11.65	--	0.00	26.50	14.85	µg/L	---	---	---	---	---	---	---	---	---	---	---	---	
MW-2		11/15/94	9.65	--	0.00	26.50	16.85	µg/L	---	---	---	---	---	---	---	---	---	---	---	---	
MW-2		12/01/94	10.71	--	0.00	26.50	15.79	µg/L	<	0.3	<	0.3	<	0.3	---	54	---	---	---	1,300	6
MW-2		01/04/95	10.11	--	0.00	26.50	16.39	µg/L	---	---	---	---	---	---	---	---	---	---	---	---	
MW-2		02/01/95	10.38	--	0.00	26.50	16.12	µg/L	---	---	---	---	---	---	---	---	---	---	---	---	
MW-2		03/08/95	10.80	--	0.00	26.50	15.70	µg/L	<	0.3	<	0.3	<	0.3	---	<	10	---	---	3,000	ND
MW-2		04/03/95	10.61	--	0.00	26.50	15.89	µg/L	---	---	---	---	---	---	---	---	---	---	---	---	
MW-2		05/18/95	10.95	--	0.00	26.50	15.55	µg/L	---	---	---	---	---	---	---	---	---	---	---	---	
MW-2		06/09/95	11.13	--	0.00	26.50	15.37	µg/L	<	0.3	<	0.3	<	0.3	---	<	50	---	---	2,000	ND
MW-2		07/13/95	11.15	--	0.00	26.50	15.35	µg/L	---	---	---	---	---	---	---	---	---	---	---	---	
MW-2		08/03/95	11.26	--	0.00	26.50	15.24	µg/L	---	---	---	---	---	---	---	---	---	---	---	---	
MW-2		08/29/95	11.32	--	0.00	26.50	15.18	µg/L	<	0.3	<	0.3	<	0.3	---	<	50	---	---	4,300	20
MW-2		09/15/95	11.42	--	0.00	26.50	15.08	µg/L	---	---	---	---	---	---	---	---	---	---	---	---	
MW-2		10/20/95	11.42	--	0.00	26.50	15.06	µg/L	---	---	---	---	---	---	---	---	---	---	---	---	
MW-2		11/15/95	11.37	--	0.00	26.50	15.13	µg/L	<	0.5	<	0.5	<	0.5	---	<	50	---	---	6,100	ND

Appendix A
Historical Groundwater Monitoring Results
Former Sears Auto Center 1058
Oakland, California
(Page 4 of 16)

Well No.	Notes	Sample Period	GROUNDWATER LEVELS					LABORATORY ANALYTICAL RESULTS										
			Depth to Groundwater (ft bgs)	Product Meas (ft)	Stand Prod Thickness (ft)	Casing Elevation (ft MSL)	Groundwater Elevation (ft MSL)	Anal. Units	B	T	E	X	MTBE	TPH _e	TPH _L	TRH _o	Dissolved Metals	
MW-2		01/15/96	11.10	--	0.00	26.50	15.40	µg/L	---	---	---	---	---	---	---	---	---	---
MW-2		03/05/96	10.24	--	0.00	26.50	16.26	µg/L	< 0.5	< 1.0	< 1.0	< 2.0	---	< 100	---	3,200	ND	
MW-2		04/19/96	10.84	--	0.00	26.50	15.66	µg/L	---	---	---	---	---	---	---	---	---	
MW-2		05/10/96	11.13	--	0.00	26.50	15.37	µg/L	---	---	---	---	---	---	---	---	---	
MW-2		06/03/96	10.94	--	0.00	26.50	15.56	µg/L	---	---	---	---	---	---	---	---	---	
MW-2		06/04/96	--	--	--	26.50	--	µg/L	< 0.5	< 1.0	< 1.0	< 2.0	---	< 100	---	3,800	ND	
MW-2		09/04/96	11.24	--	0.00	26.50	15.26	µg/L	< 0.5	< 1.0	< 1.0	< 2.0	---	< 100	---	3,100	---	
MW-2		12/02/96	10.80	--	0.00	26.50	15.70	µg/L	< 0.5	< 1.0	< 1.0	< 2.0	---	< 100	---	2,200	---	
MW-2		02/26/97	10.70	--	0.00	26.50	15.80	µg/L	< 0.5	< 1.0	< 1.0	< 2.0	---	< 100	---	2,100	---	
MW-2		06/09/97	11.10	--	0.00	26.50	15.40	µg/L	< 0.5	< 1.0	< 1.0	< 2.0	< 10	< 100	---	2,400	---	
MW-2		08/15/97	11.05	--	0.00	26.50	15.45	µg/L	< 0.5	< 0.5	< 0.5	< 2.0	< 5	< 50	---	< 200	---	
MW-2		11/28/97	10.59	--	0.00	26.50	15.91	µg/L	0.6	< 0.5	< 0.5	< 2.0	< 5	< 50	---	1,900	---	
MW-2		02/12/98	10.04	--	0.00	26.50	16.46	µg/L	< 0	< 0.5	< 0.5	< 2.0	< 5	< 50	---	1,600	---	
MW-2		05/20/98	10.84	--	0.00	26.50	15.66	µg/L	< 0.5	< 0.5	< 0.5	< 2.0	< 5	< 50	---	3,100	---	
MW-2		08/11/98	11.56	--	0.00	26.50	14.94	µg/L	< 0.5	< 0.5	< 0.5	< 0.5	< 2.5	< 50	---	1,200	---	
MW-2		11/10/98	11.02	--	0.00	26.50	15.48	µg/L	< 0.50	< 0.50	< 0.50	< 0.50	< 2.5	< 50	---	820	---	
MW-2		02/11/99	10.17	--	0.00	26.50	16.33	µg/L	< 0.50	< 0.50	< 0.50	< 0.50	3.3	< 50	---	< 500	---	
MW-2		05/11/99	10.96	--	0.00	26.50	15.54	µg/L	< 0.5	< 0.5	< 0.5	< 0.5	< 2.5	< 50	---	1,400	---	
MW-2		08/10/99	11.27	--	0.00	26.50	15.23	µg/L	---	---	---	---	---	---	---	---	---	
MW-2		10/26/99	12.03	--	0.00	26.50	14.47	µg/L	---	---	---	---	---	---	---	---	---	
MW-2		02/25/00	9.95	--	0.00	26.50	16.55	µg/L	< 0.5	< 0.5	< 0.5	< 0.5	1.4	< 50	---	980	---	
MW-2		05/03/00	10.78	--	0.00	26.50	15.72	µg/L	< 0.5	< 0.5	< 0.5	< 0.5	0.6	< 50	---	< 100	---	
MW-2		08/02/00	11.02	--	0.00	26.50	15.48	µg/L	< 0.5	< 0.5	< 0.5	< 0.5	1.0	< 50	---	< 100	---	
MW-2		11/07/00	10.74	--	0.00	26.50	15.76	µg/L	< 0.5	< 0.5	< 0.5	< 0.5	1.4	< 50	---	< 100	---	
MW-2		02/15/01	10.16	--	0.00	26.50	16.34	µg/L	< 0.5	< 0.5	< 0.5	< 0.5	1.0	< 50	---	< 100	---	
MW-2		04/27/01	10.60	--	0.00	26.50	15.90	µg/L	< 0.5	< 0.5	< 0.5	< 0.5	0.6	< 50	---	340	---	
MW-2		07/23/01	11.00	--	0.00	26.50	15.50	µg/L	< 0.5	< 0.5	< 0.5	< 0.5	1.2	< 50	---	< 100	---	
MW-2		11/01/01	11.00	--	0.00	26.50	15.50	µg/L	< 0.5	< 0.5	< 0.5	< 0.5	1.4	< 50	---	240	---	
MW-2	5	03/28/02	10.41	--	0.00	26.50	16.08	µg/L	---	---	---	---	---	---	---	---	---	
MW-3		12/30/92	12.43	--	0.00	26.34	13.91	µg/L	11	0.9	< 0.3	2	---	910	---	---	*ND	
MW-3		02/26/92	12.21	--	0.00	26.34	14.13	µg/L	---	---	---	---	---	---	---	---	---	
MW-3		03/24/93	12.36	--	0.00	26.34	13.98	µg/L	28	0.7	1	8	---	3,300	---	---	**15	
MW-3		04/27/93	12.70	--	0.00	26.34	13.64	µg/L	---	---	---	---	---	---	---	---	---	
MW-3		05/28/93	12.72	--	0.00	26.34	13.62	µg/L	---	---	---	---	---	---	---	---	---	
MW-3		06/21/93	12.87	--	0.00	26.34	13.47	µg/L	21	5	2	19	---	**2,600	---	32,000	cd5	

Appendix A
Historic Groundwater Monitoring Results
Former Sears Auto Center 1058
Oakland, California
(Page 9 of 16)

Well No.	Notes	Sample Period	GROUNDWATER LEVELS						LABORATORY ANALYTICAL RESULTS								
			Depth to Groundwater (ft bgs)	Product Meas (ft)	Stand Prod Thickness (ft)	Casing Elevation (ft MSL)	Groundwater Elevation (ft MSL)	Anal. Units	B	T	E	X	MTBE	TPH _L	TPH _d	TRH _L	Dissolved Metals
MW-5		12/27/93	10.81	--	0.00	26.98	16.17	µg/L	---	---	---	---	---	---	---	---	---
MW-5		12/30/93	--	--	--	--	--	µg/L	---	---	---	---	---	---	---	< 100	---
MW-5		01/05/94	10.96	--	0.00	26.98	16.02	µg/L	---	---	---	---	---	---	---	---	---
MW-5		02/08/94	10.94	--	0.00	26.98	16.04	µg/L	---	---	---	---	---	---	---	---	---
MW-5		03/09/94	10.54	--	0.00	26.98	16.44	µg/L	< 0.3	< 0.3	< 0.3	< 0.5	---	22	---	< 100	'ND
MW-5		04/01/94	10.77	--	0.00	26.98	16.21	µg/L	---	---	---	---	---	---	---	---	---
MW-5		05/10/94	10.44	--	0.00	26.98	16.54	µg/L	---	---	---	---	---	---	---	---	---
MW-5		06/30/94	10.88	--	0.00	26.98	16.10	µg/L	< 0.3	< 0.3	< 0.3	< 0.5	---	< 10	---	< 100	ND
MW-5		07/28/94	10.98	--	0.00	26.98	16.00	µg/L	---	---	---	---	---	---	---	---	---
MW-5		08/31/94	11.07	--	0.00	26.98	15.91	µg/L	---	---	---	---	---	---	---	---	---
MW-5		09/27/94	11.12	--	0.00	26.98	15.86	µg/L	0.5	0.4	< 0.3	< 0.5	---	< 10	---	560	ND
MW-5		10/28/94	11.21	--	0.00	26.98	15.77	µg/L	---	---	---	---	---	---	---	---	---
MW-5		11/15/94	10.05	--	0.00	26.98	16.93	µg/L	---	---	---	---	---	---	---	---	---
MW-5		12/01/94	10.39	--	0.00	26.98	16.59	µg/L	< 0.3	< 0.3	< 0.3	< 0.5	---	< 10	---	< 250	ND
MW-5		01/04/95	10.18	--	0.00	26.98	16.80	µg/L	---	---	---	---	---	---	---	---	---
MW-5		02/01/95	9.93	--	0.00	26.98	17.05	µg/L	---	---	---	---	---	---	---	---	---
MW-5		03/08/95	10.35	--	0.00	26.98	16.63	µg/L	< 0.3	< 0.3	< 0.3	< 0.5	---	< 10	---	< 250	ND
MW-5		04/03/95	10.15	--	0.00	26.98	16.83	µg/L	---	---	---	---	---	---	---	---	---
MW-5		05/18/95	10.43	--	0.00	26.98	16.55	µg/L	---	---	---	---	---	---	---	---	---
MW-5		06/09/95	10.62	--	0.00	26.98	16.36	µg/L	< 0.3	< 0.3	< 0.3	< 0.5	---	< 50	---	< 250	^d 7
MW-5		07/13/95	10.76	--	0.00	26.98	16.22	µg/L	---	---	---	---	---	---	---	---	---
MW-5		08/03/95	10.82	--	0.00	26.98	16.16	µg/L	---	---	---	---	---	---	---	---	---
MW-5		08/29/95	10.91	--	0.00	26.98	16.07	µg/L	< 0.3	< 0.3	< 0.3	< 0.5	---	< 50	---	< 250	^b 36
MW-5		09/15/95	11.00	--	0.00	26.98	15.98	µg/L	---	---	---	---	---	---	---	---	---
MW-5		10/20/95	11.02	--	0.00	26.98	15.96	µg/L	---	---	---	---	---	---	---	---	---
MW-5		11/15/95	11.95	--	0.00	26.98	15.03	µg/L	< 0.5	< 0.5	< 0.5	< 0.5	---	< 50	---	< 200	ND
MW-5		01/15/96	10.57	--	0.00	26.98	16.41	µg/L	---	---	---	---	---	---	---	---	---
MW-5		03/05/96	9.81	--	0.00	26.98	17.17	µg/L	< 0.5	< 1.0	< 1.0	< 2.0	---	< 100	---	< 200	ND
MW-5		04/19/96	10.32	--	0.00	26.98	16.66	µg/L	---	---	---	---	---	---	---	---	---
MW-5		05/10/96	10.56	--	0.00	26.98	16.42	µg/L	---	---	---	---	---	---	---	---	---
MW-5		06/03/96	10.46	--	0.00	26.98	16.52	µg/L	---	---	---	---	---	---	---	---	---
MW-5		09/04/96	10.86	--	0.00	26.98	16.12	µg/L	< 0.5	< 1.0	< 1.0	< 2.0	---	< 100	---	310	---
MW-5		12/02/96	10.45	--	0.00	26.98	16.53	µg/L	---	---	---	---	---	---	---	---	---
MW-5		02/26/97	10.38	--	0.00	26.98	16.60	µg/L	< 0.5	< 1.0	< 1.0	< 2.0	---	< 100	---	< 200	---
MW-5		06/09/97	10.78	--	0.00	26.98	16.20	µg/L	---	---	---	---	---	---	---	---	---

Appendix A
Historical Groundwater Monitoring Results
Former Sears Auto Center 1058
Oakland, California
(Page 10 of 16)

Well No.	Notes	Sample Period	GROUNDWATER LEVELS					LABORATORY ANALYTICAL RESULTS										
			Depth to Groundwater (ft bgs)	Product Meas (ft)	Stand Prod Thickness (ft)	Casing Elevation (ft MSL)	Groundwater Elevation (ft MSL)	Anal. Units	B	T	E	X	MTBE	TPH ₁	TPH ₂	TRH ₁	Dissolved Metals	
MW-5		08/25/97	10.69	--	0.00	26.98	16.29	µg/L	< 0.5	< 0.5	< 0.5	< 2.0	< 5	< 50	---	< 200	---	
MW-5		11/28/97	10.15	--	0.00	26.98	16.83	µg/L	---	---	---	---	---	---	---	---	---	
MW-5		02/12/98	9.55	--	0.00	26.98	17.43	µg/L	< 0.5	< 0.5	< 0.5	< 0.5	< 5	< 50	---	< 200	---	
MW-5		05/20/98	10.29	--	0.00	26.98	16.69	µg/L	---	---	---	---	---	---	---	---	---	
MW-5		08/11/98	10.67	--	0.00	26.98	16.31	µg/L	< 0.5	< 0.5	< 0.5	< 0.5	< 2.5	< 50	---	< 500	---	
MW-5		11/10/98	10.59	--	0.00	26.98	16.39	µg/L	---	---	---	---	---	---	---	---	---	
MW-5		02/11/99	9.75	--	0.00	26.98	17.23	µg/L	< 0.5	< 0.5	< 0.5	< 0.5	3.2	< 50	---	< 500	---	
MW-5		05/11/99	10.38	--	0.00	26.98	16.60	µg/L	---	---	---	---	---	---	---	---	---	
MW-5		08/10/99	10.77	--	0.00	26.98	16.21	µg/L	< 0.5	< 0.5	> 0.5	< 0.5	5.6	< 50	---	< 250	---	
MW-5		10/26/99	10.95	--	0.00	26.98	16.03	µg/L	---	---	---	---	---	---	---	---	---	
MW-5		02/25/00	9.50	--	0.00	26.98	17.48	µg/L	< 0.5	< 0.5	< 0.5	< 0.5	3.5	< 50	---	< 100	---	
MW-5		05/03/00	10.40	--	0.00	26.98	16.58	µg/L	< 0.5	< 0.5	< 0.5	< 0.5	2.9	< 50	---	< 100	---	
MW-5		08/02/00	10.70	--	0.00	26.98	16.28	µg/L	< 0.5	< 0.5	< 0.5	< 0.5	5.2	< 50	---	< 100	---	
MW-5		11/07/00	10.38	--	0.00	26.98	16.60	µg/L	< 0.5	< 0.5	< 0.5	< 0.5	4.2	< 50	---	< 100	---	
MW-5		02/15/01	9.77	--	0.00	26.98	17.21	µg/L	< 0.5	< 0.5	< 0.5	< 0.5	3.1	< 50	---	< 100	---	
MW-5		04/26/01	10.17	--	0.00	26.98	16.81	µg/L	< 0.5	< 0.5	< 0.5	< 0.5	2.4	< 50	---	< 100	---	
MW-5		07/23/01	10.64	--	0.00	26.98	16.34	µg/L	< 0.5	< 0.5	< 0.5	< 0.5	3.5	< 50	---	< 100	---	
MW-5		11/01/01	10.58	--	0.00	26.98	16.40	µg/L	< 0.5	< 0.5	< 0.5	< 0.5	3.8	< 50	---	< 100	---	
MW-5	2	03/28/02	10.02	--	0.00	26.98	16.96	µg/L	< 0.50	< 0.50	< 0.50	< 1.0	< 5.0	< 50	< 50	< 500	---	
MW-6		12/27/93	11.24	--	0.00	24.32	13.08	µg/L	< 0.3	< 0.3	< 0.3	< 0.5	---	< 10	---	< 100	*70	
MW-6		01/05/94	11.39	--	0.00	24.32	12.93	µg/L	---	---	---	---	---	---	---	---	---	
MW-6		02/08/94	11.15	--	0.00	24.32	13.17	µg/L	---	---	---	---	---	---	---	---	---	
MW-6		03/09/94	10.97	--	0.00	24.32	13.35	µg/L	< 0.3	< 0.3	< 0.3	< 0.5	---	15	---	< 100	ND	
MW-6		04/01/94	11.25	--	0.00	24.32	13.07	µg/L	---	---	---	---	---	---	---	---	---	
MW-6		05/10/94	10.78	--	0.00	24.32	13.54	µg/L	---	---	---	---	---	---	---	---	---	
MW-6		06/30/94	11.49	--	0.00	24.32	12.83	µg/L	< 0.3	< 0.3	< 0.3	< 0.5	---	< 10	---	< 100	ND	
MW-6		07/28/94	11.59	--	0.00	24.32	12.73	µg/L	---	---	---	---	---	---	---	---	---	
MW-6		08/31/94	11.56	--	0.00	24.32	12.76	µg/L	---	---	---	---	---	---	---	---	---	
MW-6		09/27/94	11.65	--	0.00	24.32	12.67	µg/L	< 0.5	< 0.5	< 0.5	< 0.5	---	< 10	---	< 250	*9	
MW-6		10/28/94	11.59	--	0.00	24.32	12.73	µg/L	---	---	---	---	---	---	---	---	---	
MW-6		11/15/94	10.24	--	0.00	24.32	14.08	µg/L	---	---	---	---	---	---	---	---	---	
MW-6		12/01/94	10.30	--	0.00	24.32	14.02	µg/L	< 0.3	< 0.3	< 0.3	< 0.5	---	< 10	---	< 250	*32	
MW-6		01/04/95	9.81	--	0.00	24.32	14.51	µg/L	---	---	---	---	---	---	---	---	---	
MW-6		02/01/95	10.01	--	0.00	24.32	14.31	µg/L	---	---	---	---	---	---	---	---	---	
MW-6		03/08/95	10.64	--	0.00	24.32	13.68	µg/L	< 0.3	< 0.3	< 0.3	< 0.5	---	< 10	---	< 250	ND	

Appendix A
Historic Groundwater Monitoring Results
Former Sears Auto Center 1058
Oakland, California
(Page 11 of 16)

Well No.	Notes	Sample Period	GROUNDWATER LEVELS					LABORATORY ANALYTICAL RESULTS										
			Depth to Groundwater (ft bgs)	Product Meas (ft)	Stand Prod Thickness (ft)	Casing Elevation (ft MSL)	Groundwater Elevation (ft MSL)	Analytical Units	B	T	E	X	MTBE	TPH _t	TPH _d	TRI _t	Dissolved Metals	
MW-6		04/03/95	10.26	--	0.00	24.32	14.06	µg/L	---	---	---	---	---	---	---	---	---	---
MW-6		05/18/95	10.81	--	0.00	24.32	13.51	µg/L	---	---	---	---	---	---	---	---	---	---
MW-6		06/09/95	11.07	--	0.00	24.32	13.25	µg/L	< 0.5	< 0.5	< 0.5	< 0.5	---	< 10	---	< 250	ND	
MW-6		07/13/95	10.91	--	0.00	24.32	13.41	µg/L	---	---	---	---	---	---	---	---	---	
MW-6		08/03/95	11.15	--	0.00	24.32	13.17	µg/L	---	---	---	---	---	---	---	---	---	
MW-6		08/29/95	11.09	--	0.00	24.32	13.23	µg/L	< 0.5	< 0.5	< 0.5	< 0.5	---	> 50	---	< 250	24	
MW-6		09/15/95	11.35	--	0.00	24.32	12.97	µg/L	---	---	---	---	---	---	---	---	---	
MW-6		10/20/95	11.32	--	0.00	24.32	13.00	µg/L	---	---	---	---	---	---	---	---	---	
MW-6		11/15/95	11.20	--	0.00	24.32	13.12	µg/L	< 0.5	< 0.5	< 0.5	< 0.5	---	< 50	---	< 200	31	
MW-6		01/15/96	10.83	--	0.00	24.32	13.49	µg/L	---	---	---	---	---	---	---	---	---	
MW-6		03/05/96	9.60	--	0.00	24.32	14.72	µg/L	< 0.5	< 1.0	< 1.0	< 2.0	---	< 100	---	< 200	ND	
MW-6		04/19/96	10.71	--	0.00	24.32	13.61	µg/L	---	---	---	---	---	---	---	---	---	
MW-6		05/10/96	11.05	--	0.00	24.32	13.27	µg/L	---	---	---	---	---	---	---	---	---	
MW-6		06/03/96	10.91	--	0.00	24.32	13.41	µg/L	---	---	---	---	---	---	---	---	---	
MW-6		09/04/96	10.84	--	0.00	24.32	13.48	µg/L	< 0.5	< 1.0	< 1.0	< 2.0	---	< 100	---	230	---	
MW-6		12/02/96	10.46	--	0.00	24.32	13.86	µg/L	---	---	---	---	---	---	---	---	---	
MW-6		02/26/97	10.46	--	0.00	24.32	13.86	µg/L	< 0.5	< 1.0	< 1.0	< 2.0	---	< 100	---	< 200	---	
MW-6		06/09/97	10.90	--	0.00	24.32	13.42	µg/L	---	---	---	---	---	---	---	---	---	
MW-6		08/25/97	10.84	--	0.00	24.32	13.48	µg/L	< 0.5	1.1	< 0.5	< 2.0	< 5	< 50	---	< 200	---	
MW-6		11/28/97	10.07	--	0.00	24.32	14.25	µg/L	---	---	---	---	---	---	---	---	---	
MW-6		02/12/98	9.39	--	0.00	24.32	14.93	µg/L	< 0.5	< 0.5	< 0.5	< 2.0	< 5	< 50	---	< 200	---	
MW-6		05/20/98	10.85	--	0.00	24.32	13.47	µg/L	---	---	---	---	---	---	---	---	---	
MW-6		08/11/98	11.21	--	0.00	24.32	13.11	µg/L	< 0.5	< 0.5	< 0.5	< 0.5	< 2.5	< 50	---	< 500	---	
MW-6		11/10/98	10.82	--	0.00	24.32	13.50	µg/L	---	---	---	---	---	---	---	---	---	
MW-6		02/11/99	9.39	--	0.00	24.32	14.93	µg/L	< 0.5	< 0.5	< 0.5	< 0.5	7.1	< 50	---	< 500	---	
MW-6		05/11/99	10.84	--	0.00	24.32	13.48	µg/L	---	---	---	---	---	---	---	---	---	
MW-6		06/18/99	11.28	--	0.00	24.32	13.04	µg/L	< 0.5	< 0.5	< 0.5	< 0.5	< 2.0	< 50	---	< 250	---	
MW-6		10/26/99	11.43	--	0.00	24.32	12.89	µg/L	---	---	---	---	---	---	---	---	---	
MW-6		02/25/00	9.27	--	0.00	24.32	15.05	µg/L	< 0.5	< 0.5	< 0.5	< 0.5	< 0.5	< 50	---	< 100	---	
MW-6		05/03/00	10.78	--	0.00	24.32	13.54	µg/L	< 0.5	< 0.5	< 0.5	< 0.5	< 0.5	< 50	---	< 100	---	
MW-6		08/02/00	10.92	--	0.00	24.32	13.40	µg/L	< 0.5	< 0.5	< 0.5	< 0.5	< 0.5	< 50	---	< 100	---	
MW-6		11/07/00	10.55	--	0.00	24.32	13.77	µg/L	< 0.5	< 0.5	< 0.5	< 0.5	< 0.5	< 50	---	< 100	---	
MW-6		02/15/01	9.66	--	0.00	24.32	14.66	µg/L	< 0.5	< 0.5	< 0.5	< 0.5	< 0.5	< 50	---	< 100	---	
MW-6		04/26/01	10.40	--	0.00	24.32	13.92	µg/L	< 0.5	< 0.5	< 0.5	< 0.5	< 0.5	< 50	---	< 100	---	
MW-6		07/23/01	11.00	--	0.00	24.32	13.32	µg/L	< 0.5	< 0.5	< 0.5	< 0.5	< 0.5	< 50	---	< 100	---	

Appendix A
Historical Groundwater Monitoring Results
Former Sears Auto Center 1058
Oakland, California
(Page 12 of 16)

Well No.	Notes	Sample Period	GROUNDWATER LEVELS					LABORATORY ANALYTICAL RESULTS										
			Depth to Groundwater (ft bgs)	Product Meas (ft)	Stand Prod Thickness (ft)	Casing Elevation (ft MSL)	Groundwater Elevation (ft MSL)	Anal. Units	B	T	E	X	MTBE	TPH _g	TPH _d	TRI _g	Dissolved Metals	
MW-6		11/01/01	10.97	--	0.00	24.32	13.35	µg/L	< 0.5	< 0.5	< 0.5	< 0.5	< 0.5	< 50	---	< 100	---	
MW-6	5	03/28/02	10.13	--	0.00	24.32	14.19	µg/L	---	---	---	---	---	---	---	---	---	
MW-7		12/27/93	11.80	--	0.00	24.88	13.08	µg/L	< 0.3	< 0.3	1	2	---	140	---	100	*40	
MW-7		01/05/94	11.53	--	0.00	24.88	13.35	µg/L	---	---	---	---	---	---	---	---	---	
MW-7		02/08/94	11.90	--	0.00	24.88	12.98	µg/L	---	---	---	---	---	---	---	---	---	
MW-7		03/09/94	11.23	--	0.00	24.88	13.65	µg/L	< 0.3	< 1.0	1.5	4.1	---	620	---	< 100	*ND	
MW-7		04/01/94	11.34	--	0.00	24.88	13.54	µg/L	---	---	---	---	---	---	---	---	---	
MW-7		05/10/94	11.02	--	0.00	24.88	13.86	µg/L	---	---	---	---	---	---	---	---	---	
MW-7		06/30/94	11.49	--	0.00	24.88	13.39	µg/L	< 0.3	< 0.3	< 0.3	< 0.5	---	33	---	< 100	ND	
MW-7		07/28/94	11.58	--	0.00	24.88	13.30	µg/L	---	---	---	---	---	---	---	---	---	
MW-7		08/31/94	11.69	--	0.00	24.88	13.19	µg/L	---	---	---	---	---	---	---	---	---	
MW-7		09/27/94	11.73	--	0.00	24.88	13.15	µg/L	< 0.3	< 0.3	0.4	0.7	---	52	---	< 250	ND	
MW-7		10/28/94	11.77	--	0.00	24.88	13.11	µg/L	---	---	---	---	---	---	---	---	---	
MW-7		11/15/94	10.29	--	0.00	24.88	14.59	µg/L	---	---	---	---	---	---	---	---	---	
MW-7		12/01/94	10.89	--	0.00	24.88	13.99	µg/L	< 0.3	< 0.3	< 0.3	1.1	---	< 10	---	< 250	*28	
MW-7		01/04/95	10.77	--	0.00	24.88	14.11	µg/L	---	---	---	---	---	---	---	---	---	
MW-7		02/01/95	10.70	--	0.00	24.88	14.18	µg/L	---	---	---	---	---	---	---	---	---	
MW-7		03/08/95	11.05	--	0.00	24.88	13.83	µg/L	< 0.3	< 0.3	< 0.3	< 0.5	---	< 10	---	< 250	ND	
MW-7		04/03/95	10.88	--	0.00	24.88	14.00	µg/L	---	---	---	---	---	---	---	---	---	
MW-7		05/18/95	11.12	--	0.00	24.88	13.76	µg/L	---	---	---	---	---	---	---	---	---	
MW-7		06/09/95	11.25	--	0.00	24.88	13.63	µg/L	< 0.3	< 0.3	< 0.3	< 0.5	---	< 50	---	< 250	ND	
MW-7		07/13/95	11.15	--	0.00	24.88	13.73	µg/L	---	---	---	---	---	---	---	---	---	
MW-7		08/03/95	11.32	--	0.00	24.88	13.56	µg/L	---	---	---	---	---	---	---	---	---	
MW-7		08/29/95	11.53	--	0.00	24.88	13.35	µg/L	< 0.3	< 0.3	< 0.3	< 0.5	---	< 50	---	< 250	*13	
MW-7		09/15/95	11.65	--	0.00	24.88	13.23	µg/L	---	---	---	---	---	---	---	---	---	
MW-7		10/20/95	11.64	--	0.00	24.88	13.24	µg/L	---	---	---	---	---	---	---	---	---	
MW-7		11/15/95	11.60	--	0.00	24.88	13.28	µg/L	< 0.5	< 0.5	< 0.5	< 0.5	---	< 50	---	< 200	ND	
MW-7		01/15/96	11.07	--	0.00	24.88	13.81	µg/L	---	---	---	---	---	---	---	---	---	
MW-7		03/05/96	10.50	--	0.00	24.88	14.38	µg/L	< 0.5	< 1.0	< 1.0	< 2.0	---	< 100	---	270	ND	
MW-7		04/19/96	12.02	--	0.00	24.88	12.86	µg/L	---	---	---	---	---	---	---	---	---	
MW-7		05/10/96	11.14	--	0.00	24.88	13.74	µg/L	---	---	---	---	---	---	---	---	---	
MW-7		06/03/96	11.10	--	0.00	24.88	13.78	µg/L	---	---	---	---	---	---	---	---	---	
MW-7		09/04/96	11.45	--	0.00	24.88	13.43	µg/L	< 0.5	< 1.0	< 1.0	< 2.0	---	< 100	---	< 200	---	
MW-7		12/02/96	10.96	--	0.00	24.88	13.92	µg/L	---	---	---	---	---	---	---	---	---	
MW-7		02/26/97	11.02	--	0.00	24.88	13.86	µg/L	< 0.5	< 1.0	< 1.0	< 2.0	---	< 100	---	< 200	---	

Appendix A
Historical Groundwater Monitoring Results
Former Sears Auto Center 1058
Oakland, California
(Page 13 of 16)

Well No.	Notes	Sample Period	GROUNDWATER LEVELS					LABORATORY ANALYTICAL RESULTS										
			Depth to Groundwater (ft bgs)	Product Meas (ft)	Stand Prod Thickness (ft)	Casing Elevation (ft MSL)	Groundwater Elevation (ft MSL)	Anal. Units	B	T	E	X	MTBE	TPH ₁	TPH ₂	TRIL	Dissolved Metals	
MW-7		06/09/97	11.34	--	0.00	24.88	13.54	µg/L	---	---	---	---	---	---	---	---	---	
MW-7		08/25/97	11.25	--	0.00	24.88	13.63	µg/L	< 0.5	< 0.5	< 0.5	< 2.0	< 0.5	< 50	---	< 200	---	
MW-7		11/28/97	10.69	--	0.00	24.88	14.19	µg/L	---	---	---	---	---	---	---	---	---	
MW-7		02/12/98	10.11	--	0.00	24.88	14.77	µg/L	< 0.5	< 0.5	< 0.5	< 2.0	< 5	< 50	---	< 200	---	
MW-7		05/20/98	11.20	--	0.00	24.88	13.68	µg/L	---	---	---	---	---	---	---	---	---	
MW-7		08/11/98	11.55	--	0.00	24.88	13.33	µg/L	< 0.5	< 0.5	< 0.5	< 0.5	< 2.5	< 50	---	< 500	---	
MW-7		11/10/98	11.21	--	0.00	24.88	13.67	µg/L	---	---	---	---	---	---	---	---	---	
MW-7		02/11/99	10.27	--	0.00	24.88	14.61	µg/L	< 0.5	< 0.5	< 0.5	< 0.5	5.8	130	---	< 500	---	
MW-7		05/11/99	11.25	--	0.00	24.88	13.63	µg/L	---	---	---	---	---	---	---	---	---	
MW-7		08/10/99	11.65	--	0.00	24.88	13.23	µg/L	< 0.5	< 0.5	< 0.5	< 0.5	< 2.0	< 50	---	< 250	---	
MW-7		10/26/99	11.76	--	0.00	24.88	13.12	µg/L	---	---	---	---	---	---	---	---	---	
MW-7		02/25/00	10.40	--	0.00	24.88	14.48	µg/L	< 0.5	< 0.5	< 0.5	< 0.5	< 0.5	< 50	---	< 100	---	
MW-7		05/03/00	11.16	--	0.00	24.88	13.72	µg/L	< 0.5	< 0.5	< 0.5	< 0.5	< 0.5	< 50	---	< 100	---	
MW-7		08/02/00	11.25	--	0.00	24.88	13.63	µg/L	< 0.5	< 0.5	< 0.5	< 0.5	< 0.5	< 50	---	< 100	---	
MW-7		11/07/00	11.03	--	0.00	24.88	13.85	µg/L	< 0.5	< 0.5	< 0.5	< 0.5	< 0.5	< 50	---	< 100	---	
MW-7		02/15/01	10.56	--	0.00	24.88	14.32	µg/L	< 0.5	< 0.5	< 0.5	< 0.5	< 0.5	< 50	---	< 100	---	
MW-7		04/26/01	10.95	--	0.00	24.88	13.93	µg/L	< 0.5	< 0.5	< 0.5	< 0.5	< 0.5	< 50	---	< 100	---	
MW-7		07/23/01	11.50	--	0.00	24.88	13.38	µg/L	< 0.5	< 0.5	< 0.5	< 0.5	< 0.5	< 50	---	< 100	---	
MW-7		11/01/01	11.55	--	0.00	24.88	13.33	µg/L	< 0.5	< 0.5	< 0.5	< 0.5	< 0.5	< 50	---	< 100	---	
MW-7	5	03/28/02	10.77	--	0.00	24.88	14.11	µg/L	---	---	---	---	---	---	---	---	---	
MW-8		12/27/93	12.45	--	0.00	26.12	13.67	µg/L	0.4	4	0.4	1	---	390	---	< 100	*18	
MW-8		01/05/94	12.57	--	0.00	26.12	13.55	µg/L	---	---	---	---	---	---	---	---	---	
MW-8		02/08/94	12.02	--	0.00	26.12	14.10	µg/L	---	---	---	---	---	---	---	---	---	
MW-8		03/09/94	12.22	--	0.00	26.12	13.90	µg/L	0.6	0.8	0.5	1.5	---	420	---	< 100	*ND	
MW-8		04/01/94	12.33	--	0.00	26.12	13.79	µg/L	---	---	---	---	---	---	---	---	---	
MW-8		05/10/94	12.00	--	0.00	26.12	14.12	µg/L	---	---	---	---	---	---	---	---	---	
MW-8		06/30/94	12.52	--	0.00	26.12	13.60	µg/L	< 0.9	< 0.3	< 0.3	1.1	---	250	---	< 100	ND	
MW-8		07/28/94	12.61	--	0.00	26.12	13.51	µg/L	---	---	---	---	---	---	---	---	---	
MW-8		08/31/94	12.72	--	0.00	26.12	13.40	µg/L	---	---	---	---	---	---	---	---	---	
MW-8		09/27/94	12.80	--	0.00	26.12	13.32	µg/L	< 0.3	< 0.3	< 0.3	< 0.5	---	210	---	< 250	*9	
MW-8		10/28/94	12.84	--	0.00	26.12	13.28	µg/L	---	---	---	---	---	---	---	---	---	
MW-8		11/15/94	11.72	--	0.00	26.12	14.40	µg/L	---	---	---	---	---	---	---	---	---	
MW-8		12/01/94	11.87	--	0.00	26.12	14.25	µg/L	5.4	< 0.3	0.7	1.3	---	230	---	< 250	*ND	
MW-8		01/04/95	11.75	--	0.00	26.12	14.37	µg/L	---	---	---	---	---	---	---	---	---	
MW-8		02/01/95	11.64	--	0.00	26.12	14.48	µg/L	---	---	---	---	---	---	---	---	---	

Appendix A
 Historical Groundwater Monitoring Results
 Former Sears Auto Center 1058
 Oakland, California
 (Page 14 of 16)

Well No.	Notes	Sample Period	GROUNDWATER LEVELS						LABORATORY ANALYTICAL RESULTS									
			Depth to Groundwater (ft bgs)	Product Meas (ft)	Stand Prof Thickness (ft)	Casing Elevation (ft MSL)	Groundwater Elevation (ft MSL)	Anal. Units	B	T	E	X	MTBE	TPH _g	TPH _d	TRH _g	Dissolved Metals	
MW-8		03/08/95	12.04	--	0.00	26.12	14.00	µg/L	< 0.3	< 0.3	< 0.3	< 0.5	----	230	----	< *250	ND	
MW-8		04/03/95	11.86	--	0.00	26.12	14.26	µg/L	----	----	----	----	----	----	----	----	----	
MW-8		05/18/95	12.11	--	0.00	26.12	14.01	µg/L	----	----	----	----	----	----	----	----	----	
MW-8		06/09/95	12.34	--	0.00	26.12	13.78	µg/L	< 0.3	< 0.3	< 0.3	< 0.5	----	< 50	----	< *250	ND	
MW-8		07/13/95	12.37	--	0.00	26.12	13.75	µg/L	----	----	----	----	----	----	----	----	----	
MW-8		08/03/95	12.50	--	0.00	26.12	13.62	µg/L	----	----	----	----	----	----	----	----	----	
MW-8		08/29/95	12.55	--	0.00	26.12	13.57	µg/L	0.9	0.4	< 0.3	0.8	----	280	----	< *250	*15	
MW-8		09/15/95	12.70	--	0.00	26.12	13.42	µg/L	----	----	----	----	----	----	----	----	----	
MW-8		10/30/95	12.69	--	0.00	26.12	13.43	µg/L	----	----	----	----	----	----	----	----	----	
MW-8		11/13/95	12.67	--	0.00	26.12	13.45	µg/L	0.58	< 0.5	< 0.5	0.54	----	110	----	----	*21	
MW-8		12/11/95	11.80	--	0.00	26.12	14.32	µg/L	----	----	----	----	----	----	----	< *200	----	
MW-8		01/15/96	12.38	--	0.00	26.12	13.74	µg/L	----	----	----	----	----	----	----	----	----	
MW-8		03/05/96	11.44	--	0.00	26.12	14.68	µg/L	0.6	< 1.0	< 1.0	< 2.0	----	< 100	----	< *200	ND	
MW-8		04/19/96	10.80	--	0.00	26.12	15.32	µg/L	----	----	----	----	----	----	----	----	----	
MW-8		05/10/96	12.40	--	0.00	26.12	13.72	µg/L	----	----	----	----	----	----	----	----	----	
MW-8		06/03/96	12.26	--	0.00	26.12	13.86	µg/L	< 0.5	< 1.0	< 1.0	< 2.0	----	100	----	----	----	
MW-8		09/04/96	12.51	--	0.00	26.12	13.61	µg/L	< 0.5	< 1.0	< 1.0	< 2.0	----	110	----	< 200	----	
MW-8		12/02/96	11.99	--	0.00	26.12	14.13	µg/L	< 0.5	< 1.0	< 1.0	< 2.0	----	110	----	< 200	----	
MW-8		02/26/97	11.98	--	0.00	26.12	14.14	µg/L	< 0.5	< 1.0	< 1.0	< 2.0	----	< 100	----	< 200	----	
MW-8		06/09/97	12.36	--	0.00	26.12	13.76	µg/L	< 0.5	< 1.0	< 1.0	< 2.0	< 10	110	----	< 200	----	
MW-8		08/25/97	12.25	--	0.00	26.12	13.87	µg/L	< 0.5	< 0.5	< 0.5	< 2.0	< 5	70	----	< 200	----	
MW-8		11/28/97	11.70	--	0.00	26.12	14.42	µg/L	< 0.5	< 0.5	< 0.5	< 2.0	< 5	110	----	< 200	----	
MW-8		02/12/98	11.34	--	0.00	26.12	14.78	µg/L	< 0.5	< 0.5	0.6	< 2.0	< 5	70	----	< 280	----	
MW-8		05/20/98	12.21	--	0.00	26.12	13.91	µg/L	< 0.5	< 0.5	< 0.5	< 2.0	< 5	< 50	----	< 200	----	
MW-8		08/11/98	12.60	--	0.00	26.12	13.52	µg/L	< 0.5	< 0.5	< 0.5	< 0.5	< 2.5	64	----	< 500	----	
MW-8		11/10/98	12.26	--	0.00	26.12	13.86	µg/L	< 0.50	< 0.50	< 0.50	< 0.50	< 2.5	52	----	< 250	----	
MW-8		02/11/99	11.00	--	0.00	26.12	15.12	µg/L	< 0.50	< 0.50	< 0.50	< 0.50	< 2.5	59	----	< 500	----	
MW-8		05/11/99	12.29	--	0.00	26.12	13.83	µg/L	< 0.5	< 0.5	< 0.5	< 0.5	< 2.5	< 50	----	< 250	----	
MW-8		08/10/99	12.71	--	0.00	26.12	13.40	µg/L	< 0.5	< 0.5	< 0.5	< 0.5	< 2.0	72	----	< 250	----	
MW-8		10/26/99	12.85	--	0.00	26.12	13.27	µg/L	< 0.5	< 0.5	< 0.5	< 0.5	< 2.5	63	----	< 250	----	
MW-8		02/25/00	11.20	--	0.00	26.12	14.92	µg/L	< 0.5	< 0.5	< 0.5	< 0.5	< 0.5	< 50	----	< 100	----	
MW-8		05/03/00	12.15	--	0.00	26.12	13.97	µg/L	< 0.5	< 0.5	< 0.5	< 0.5	< 0.5	< 50	----	< 100	----	
MW-8		08/02/00	12.30	--	0.00	26.12	13.82	µg/L	< 0.5	< 0.5	< 0.5	< 0.5	< 0.5	< 50	----	< 100	----	
MW-8		11/07/00	12.00	--	0.00	26.12	14.12	µg/L	< 0.5	< 0.5	< 0.5	< 0.5	< 0.5	< 50	----	< 100	----	
MW-8		02/15/01	11.40	--	0.00	26.12	14.71	µg/L	< 0.5	< 0.5	< 0.5	< 0.5	< 0.5	< 50	----	< 100	----	

Appendix A
Historical Groundwater Monitoring Results
Former Sears Auto Center 1058
Oakland, California
(Page 15 of 16)

Well No.	Notes	Sample Period	GROUNDWATER LEVELS						LABORATORY ANALYTICAL RESULTS									
			Depth to Groundwater (ft bgs)	Product Meas (ft)	Stand Prod Thickness (ft)	Casing Elevation (ft MSL)	Groundwater Elevation (ft MSL)	Anal. Units	B	T	E	X	MTBE	TPH _g	TPH _d	TRP _g	Dissolved Metals	
MW-8		04/26/01	11.93	--	0.00	26.12	14.19	µg/L	< 0.5	< 0.5	< 0.5	< 0.5	< 0.5	< 50	----	< 100	----	
MW-8		07/23/01	12.85	--	0.00	26.12	13.57	µg/L	< 0.5	< 0.5	< 0.5	< 0.5	< 0.5	< 50	----	< 100	----	
MW-8		11/01/01	12.60	--	0.00	26.12	13.52	µg/L	< 0.5	< 0.5	< 0.5	< 0.5	< 0.5	< 50	----	< 100	----	
MW-8	5	03/28/02	11.69	--	0.00	26.12	14.43	µg/L	----	----	----	----	----	----	----	----	----	
MW-9		12/02/96	11.52	--	--	--	--	µg/L	< 0.5	< 1.0	< 1.0	< 2.0	----	210	----	250	----	
MW-9		02/26/97	11.55	--	--	--	--	µg/L	< 0.5	< 1.0	< 1.0	< 2.0	----	170	----	340	----	
MW-9		06/09/97	11.91	--	--	--	--	µg/L	0.8	< 1.0	< 1.0	< 2.0	< 10	130	----	350	----	
MW-9		08/25/97	11.80	--	--	--	--	µg/L	< 0.5	0.8	< 0.5	< 2.0	< 5	110	----	< 200	----	
MW-9		11/28/97	11.15	--	--	--	--	µg/L	< 0.5	0.5	0.9	< 2.0	< 5	150	----	< 200	----	
MW-9		02/12/98	10.63	--	--	--	--	µg/L	< 0.5	< 0.5	< 0.5	< 2.0	< 5	60	----	< 200	----	
MW-9		05/20/98	11.73	--	--	--	--	µg/L	< 0.5	< 0.5	0.9	< 2.0	< 5	130	----	< 200	----	
MW-9		08/11/98	12.15	--	--	--	--	µg/L	< 0.5	< 0.5	< 0.5	0.76	< 2.5	240	----	< 500	----	
MW-9		11/10/98	11.81	--	--	--	--	µg/L	< 0.50	< 0.50	< 0.50	< 0.50	< 2.5	220	----	< 250	----	
MW-9		02/11/99	10.66	--	--	--	--	µg/L	< 0.50	< 0.50	< 0.50	< 0.50	3.5	52	----	< 500	----	
MW-9		05/11/99	11.69	--	--	--	--	µg/L	< 0.5	< 0.5	< 0.5	< 0.5	< 2.5	96	----	< 250	----	
MW-9		08/10/99	12.67	--	0.00	25.03	12.36	µg/L	< 0.5	< 0.5	< 0.5	< 0.5	< 2.0	130	----	< 250	----	
MW-9		10/26/99	12.28	--	0.00	25.03	12.75	µg/L	< 0.5	< 0.5	< 0.5	< 0.5	3.3/2.1	130	----	< 250	----	
MW-9		02/25/00	10.60	--	0.00	25.03	14.43	µg/L	< 0.5	< 0.5	< 0.5	< 0.5	0.8	< 50	----	< 100	----	
MW-9		05/03/00	11.70	--	0.00	25.03	13.33	µg/L	< 0.5	< 0.5	< 0.5	< 0.5	1.5	150	----	< 100	----	
MW-9		08/02/00	11.88	--	0.00	25.03	13.15	µg/L	< 0.5	< 0.5	< 0.5	< 0.5	2.2	210	----	< 100	----	
MW-9		11/07/00	11.56	--	0.00	25.03	13.47	µg/L	< 0.5	< 0.5	< 0.5	< 0.5	1.4	190	----	< 100	----	
MW-9		02/15/01	10.95	--	0.00	25.03	14.08	µg/L	< 0.5	< 0.5	< 0.5	< 0.5	1.4	110	----	< 100	----	
MW-9		04/26/01	11.52	--	0.00	25.03	13.51	µg/L	< 0.5	< 0.5	< 0.5	< 0.5	1.6	150	----	< 100	----	
MW-9		07/23/01	12.09	--	0.00	25.03	12.94	µg/L	< 0.5	< 0.5	< 0.5	< 0.5	1.6	140	----	< 100	----	
MW-9		11/01/01	12.17	--	0.00	25.03	12.86	µg/L	< 0.5	< 0.5	< 0.5	< 0.5	1.5	310	----	< 100	----	
MW-9	2	03/28/02	11.34	--	0.00	25.03	13.69	µg/L	< 0.50	< 0.50	< 0.50	< 1.0	< 5.0	55	60	< 500	----	
EW-1		09/04/96	--	--	--	--	--	µg/L	< 0.5	< 1.0	< 1.0	< 2.0	----	1,100	----	1,700	----	
EW-1		12/02/96	12.17	--	--	--	--	µg/L	6.2	< 1.0	< 1.0	< 2.0	----	1,000	----	1,400	----	
EW-1		02/26/97	12.13	--	--	--	--	µg/L	12	< 1.0	< 1.0	< 2.1	----	1,200	----	2,100	----	
EW-1		06/09/97	12.46	--	--	--	--	µg/L	83	< 1.0	< 1.0	< 2.0	13	1,400	----	12,000	----	
EW-1		08/25/97	12.35	--	--	--	--	µg/L	7.5	0.9	0.9	2	12	1,400	----	15,000	----	
EW-1		11/28/97	12.12	--	--	--	--	µg/L	4.5	1.1	1.1	4	5.0	560	----	5,700	----	
EW-1		02/12/98	11.83	--	--	--	--	µg/L	9.3	0.6	1.2	2	30	1,000	----	6,300	----	
EW-1		05/10/98	12.51	--	--	--	--	µg/L	7.2	< 0.5	< 0.5	< 2.0	26	820	----	6,200	----	
EW-1		08/11/98	12.85	--	--	--	--	µg/L	2.8	< 0.5	< 0.5	0.86	8.7	320	----	5,400	----	

Appendix A
Historical Groundwater Monitoring Results
Former Sears Auto Center 1058
Oakland, California
(Page 16 of 16)

Well No.	Notes	Sample Period	GROUNDWATER LEVELS						LABORATORY ANALYTICAL RESULTS									
			Depth to Groundwater (ft bgs)	Product Meas (ft)	Stand Prod Thickness (ft)	Casing Elevation (ft MSL)	Groundwater Elevation (ft MSL)	Anal. Units	B	T	E	X	MTBE	TPH _g	TPH _d	TRH _g	Dissolved Metals	
EW-1		11/10/98	12.55	--	--	--	--	µg/L	< 0.50	< 0.50	< 0.50	0.75	13	820	----	2,900	----	
EW-1		02/11/99	11.66	--	--	--	--	µg/L	4.0	< 0.50	0.51	0.94	14	720	----	1,300	----	
EW-1		05/11/99	12.26	--	--	--	--	µg/L	< 0.5	< 0.5	< 0.5	< 0.5	< 2.5	680	----	4,800	----	
EW-1		08/10/99	12.91	--	0.00	26.80	13.89	µg/L	< 0.5	< 0.5	< 0.5	< 0.5	3.6	730	----	1,100	----	
EW-1		10/26/99	13.00	--	0.00	26.80	13.80	µg/L	< 0.5	< 0.5	< 0.5	< 0.5	50	1,500	----	13,000	----	
EW-1		02/25/00	11.41	--	0.00	26.80	15.39	µg/L	< 0.5	< 0.5	< 0.5	< 0.5	2.2	1,100	----	6,300	----	
EW-1		05/03/00	12.36	--	0.00	26.80	14.44	µg/L	< 0.5	< 0.5	< 0.5	< 0.5	< 0.5	110	----	3,100	----	
EW-1		08/02/00	12.51	--	0.00	26.80	14.29	µg/L	< 0.5	< 0.5	< 0.5	< 0.5	2.6	1,100	----	4,500	----	
EW-1		11/07/00	12.27	--	0.00	26.80	14.53	µg/L	< 0.5	< 0.5	< 0.5	< 0.5	2.1	1,300	----	5,100	----	
EW-1		02/15/01	11.66	--	0.00	26.80	15.14	µg/L	< 0.5	< 0.5	< 0.5	< 0.5	2.0	1,100	----	11,000	----	
EW-1		04/26/01	12.12	--	0.00	26.80	14.68	µg/L	< 0.5/0.5 ⁱ	< 0.5/0.5 ⁱ	< 0.5/0.5 ⁱ	< 0.5/0.5 ⁱ	2.3	1,600	----	6,600	----	
EW-1		07/23/01	12.59	--	0.00	26.80	14.21	µg/L	< 0.5	< 0.5	< 0.5	< 0.5	1.8	930	----	15,000	----	
EW-1		11/01/01	12.74	--	0.00	26.80	14.06	µg/L	< 0.5	< 0.5	< 0.5	< 0.5	1.7	1200	----	6,000	----	
EW-1	2	03/28/02	11.85	--	0.00	26.80	14.95	µg/L	< 0.50	< 0.50	< 0.50	< 1.0	< 3.0	930	710	< 500	----	
EW-1	2,3	03/28/02	11.85	--	0.00	26.80	14.95	µg/L	< 0.50	< 0.50	< 0.50	< 1.0	< 5.0	800	510	< 500	----	

Notes:

1. "Pre-purge" sample (well not purged prior to sampling).
2. "Post-purge" sample
3. Duplicate sample analysis.
4. Well inaccessible during sampling event and not sampled.
5. Groundwater well not sampled

--- = Either not present or not measured.

SH = Product sheen observed in field.

SPH = Separate phase hydrocarbons

ND = Non-detectable: Detection limits for each metal are listed in laboratory reports.)

mg/L = Milligrams per liter

* = Water samples were not filtered; analytical results represent total metals present, not dissolved concentration

** = Uncategorized hydrocarbon compound not included in this hydrocarbon concentration.

a = Dissolved lead

b = Dissolved lead only analyte detected

c = Dissolved lead, cadmium, total chromium, nickel, and zinc

d = Cadmium only analyte detected

e = Hydrocarbon pattern not characteristic of motor oil

f = Uncategorized compounds included in concentration

z = Zinc only analyte detected

h = Chromium only analyte detected

i = Duplicate sample result from EPA Method 8260A

BTEX = Volatile aromatic constituents Benzene, Toluene, Ethylbenzene, and Xylenes by EPA Method 8020/8021B

TPHg = Total Petroleum Hydrocarbons as gasoline range hydrocarbons by EPA Method 8015 (modified)

TPHd = Total Petroleum Hydrocarbons as diesel range hydrocarbons by EPA Method 8015 (modified).

TPHo = Total Petroleum Hydrocarbons as oil range

TPH = Total Petroleum Hydrocarbons

MTBE = Methyl Tertiary Butyl Ether by CA LUT/EPA Method 8021B/8260B

< = Analytical result less than the detection limit indicated.

--- = Either not sampled and/or not tested for given parameter

J = Analyte detection is less than the Reporting Limit and greater than or equal to the Method Detection Limit

mg/L = Milligrams per liter

µg/L = Micrograms per liter

APPENDIX B

**LABORATORY REPORTS AND CHAIN OF CUSTODY DOCUMENTS FOR
GROUNDWATER**

Submission #: 2002-03-0573

Date: April 8, 2002



URS-Santa Ana

2020 East 1st St Suite 400
Santa Ana, CA 92705

Attn: Scott Rowlands

Project: Sears 1058

STL San Francisco
1220 Quarry Lane
Pleasanton, CA 94566

Tel 925 484 1919
Fax 925 484 1096
www.stl-inc.com
www.chromalab.com
CA DHS ELAP#1094

Attached is our report for your samples received on Thursday March 28, 2002
This report has been reviewed and approved for release. Reproduction of this report
is permitted only in its entirety.

Please note that any unused portion of the samples will be discarded after
May 12, 2002 unless you have requested otherwise.

We appreciate the opportunity to be of service to you. If you have any questions,
please call me at (925) 484-1919.

You can also contact me via email. My email address is: asalimpour@chromalab.com

Sincerely,

A handwritten signature in cursive script that reads "Afsaneh Salimpour".

Afsaneh Salimpour
Project Manager



Volatile Organic Compounds by 8260B (Low Level)

URS-Santa Ana	☒ 2020 East 1st St Suite 400 Santa Ana, CA 92705
Attn: Scott Rowlands	Phone: (714) 648-2793 Fax: (714) 667-7147
	Project: Sears 1058

STL San Francisco
1220 Quarry Lane
Pleasanton, CA 94566

Tel 925 484 1919
Fax 925 484 1096
www.stl-inc.com
www.chromalab.com

CA DHS ELAP#1094

Samples Reported

Sample ID	Matrix	Date Sampled	Lab #
MW-4	Water	03/28/2002 10:48	1
MW-5	Water	03/28/2002 10:43	2
MW-9	Water	03/28/2002 11:20	3
MW-1	Water	03/28/2002 12:05	4
EW-1	Water	03/28/2002 13:06	5
DUP-1	Water	03/28/2002 13:26	6
EB-1	Water	03/28/2002 13:30	7
MW-3	Water	03/28/2002 13:46	8

Volatile Organic Compounds by 8260B (Low Level)

URS-Santa Ana
Attn: Scott Rowlands

Test Method: 8260B
Prep Method: 5030B

STL San Francisco
1220 Quarry Lane
Pleasanton, CA 94566

Sample ID: MW-4	Lab Sample ID: 2002-03-0573-001
Project: Sears 1058	Received: 03/28/2002 16:55
Sampled: 03/28/2002 10:48	Extracted: 04/03/2002 18:17
Matrix: Water	QC-Batch: 2002/04/03-01.07

Tel 925 484 1919
Fax 925 484 1096
www.stl-inc.com
www.chromalab.com

CA DHS ELAP#1094

Compound	Result	Rep.Limit	Units	Dilution	Analyzed	Flag
MTBE	ND	5.0	ug/L	1.00	04/03/2002 18:17	
Acetone	ND	50	ug/L	1.00	04/03/2002 18:17	
Benzene	ND	0.50	ug/L	1.00	04/03/2002 18:17	
Bromodichloromethane	ND	0.50	ug/L	1.00	04/03/2002 18:17	
Bromobenzene	ND	1.0	ug/L	1.00	04/03/2002 18:17	
Bromochloromethane	ND	1.0	ug/L	1.00	04/03/2002 18:17	
Bromoform	ND	0.50	ug/L	1.00	04/03/2002 18:17	
Bromomethane	ND	1.0	ug/L	1.00	04/03/2002 18:17	
2-Butanone(MEK)	ND	50	ug/L	1.00	04/03/2002 18:17	
n-Butylbenzene	ND	1.0	ug/L	1.00	04/03/2002 18:17	
sec-Butylbenzene	ND	1.0	ug/L	1.00	04/03/2002 18:17	
tert-Butylbenzene	ND	1.0	ug/L	1.00	04/03/2002 18:17	
Carbon disulfide	ND	5.0	ug/L	1.00	04/03/2002 18:17	
Carbon tetrachloride	ND	0.50	ug/L	1.00	04/03/2002 18:17	
Chlorobenzene	ND	0.50	ug/L	1.00	04/03/2002 18:17	
Chloroethane	ND	1.0	ug/L	1.00	04/03/2002 18:17	
2-Chloroethylvinyl ether	ND	5.0	ug/L	1.00	04/03/2002 18:17	
Chloroform	ND	1.0	ug/L	1.00	04/03/2002 18:17	
Chloromethane	ND	1.0	ug/L	1.00	04/03/2002 18:17	
2-Chlorotoluene	ND	0.50	ug/L	1.00	04/03/2002 18:17	
4-Chlorotoluene	ND	0.50	ug/L	1.00	04/03/2002 18:17	
Dibromochloromethane	ND	0.50	ug/L	1.00	04/03/2002 18:17	
1,2-Dichlorobenzene	ND	0.50	ug/L	1.00	04/03/2002 18:17	
1,3-Dichlorobenzene	ND	0.50	ug/L	1.00	04/03/2002 18:17	
1,4-Dichlorobenzene	ND	0.50	ug/L	1.00	04/03/2002 18:17	
1,3-Dichloropropane	ND	1.0	ug/L	1.00	04/03/2002 18:17	
2,2-Dichloropropane	ND	0.50	ug/L	1.00	04/03/2002 18:17	
1,1-Dichloropropene	ND	0.50	ug/L	1.00	04/03/2002 18:17	
1,2-Dibromo-3-chloropropane	ND	1.0	ug/L	1.00	04/03/2002 18:17	
1,2-Dibromoethane	ND	0.50	ug/L	1.00	04/03/2002 18:17	
Dibromomethane	ND	0.50	ug/L	1.00	04/03/2002 18:17	
Dichlorodifluoromethane	ND	0.50	ug/L	1.00	04/03/2002 18:17	
1,1-Dichloroethane	ND	0.50	ug/L	1.00	04/03/2002 18:17	
1,2-Dichloroethane	ND	0.50	ug/L	1.00	04/03/2002 18:17	
1,1-Dichloroethene	ND	0.50	ug/L	1.00	04/03/2002 18:17	
cis-1,2-Dichloroethene	ND	0.50	ug/L	1.00	04/03/2002 18:17	
trans-1,2-Dichloroethene	ND	0.50	ug/L	1.00	04/03/2002 18:17	
1,2-Dichloropropane	ND	0.50	ug/L	1.00	04/03/2002 18:17	

Volatile Organic Compounds by 8260B (Low Level)

 URS-Santa Ana
 Attn: Scott Rowlands

 Test Method: 8260B
 Prep Method: 5030B

 STL San Francisco
 1220 Quarry Lane
 Pleasanton, CA 94566

 Tel 925 484 1919
 Fax 925 484 1096
 www.stl-inc.com
 www.chromalab.com

CA DHS ELAP#1094

Sample ID: MW-4	Lab Sample ID: 2002-03-0573-001
Project: Sears 1058	Received: 03/28/2002 16:55
Sampled: 03/28/2002 10:48	Extracted: 04/03/2002 18:17
Matrix: Water	QC-Batch: 2002/04/03-01.07

Compound	Result	Rep.Limit	Units	Dilution	Analyzed	Flag
cis-1,3-Dichloropropene	ND	0.50	ug/L	1.00	04/03/2002 18:17	
trans-1,3-Dichloropropene	ND	0.50	ug/L	1.00	04/03/2002 18:17	
Ethylbenzene	ND	0.50	ug/L	1.00	04/03/2002 18:17	
Hexachlorobutadiene	ND	1.0	ug/L	1.00	04/03/2002 18:17	
2-Hexanone	ND	50	ug/L	1.00	04/03/2002 18:17	
Isopropylbenzene	ND	0.50	ug/L	1.00	04/03/2002 18:17	
p-Isopropyltoluene	ND	1.0	ug/L	1.00	04/03/2002 18:17	
Methylene chloride	ND	5.0	ug/L	1.00	04/03/2002 18:17	
4-Methyl-2-pentanone (MIBK)	ND	50	ug/L	1.00	04/03/2002 18:17	
Naphthalene	ND	1.0	ug/L	1.00	04/03/2002 18:17	
n-Propylbenzene	ND	1.0	ug/L	1.00	04/03/2002 18:17	
Styrene	ND	0.50	ug/L	1.00	04/03/2002 18:17	
1,1,1,2-Tetrachloroethane	ND	0.50	ug/L	1.00	04/03/2002 18:17	
1,1,2,2-Tetrachloroethane	ND	0.50	ug/L	1.00	04/03/2002 18:17	
Tetrachloroethene	ND	0.50	ug/L	1.00	04/03/2002 18:17	
Toluene	ND	0.50	ug/L	1.00	04/03/2002 18:17	
1,2,3-Trichlorobenzene	ND	1.0	ug/L	1.00	04/03/2002 18:17	
1,2,4-Trichlorobenzene	ND	1.0	ug/L	1.00	04/03/2002 18:17	
1,1,1-Trichloroethane	ND	0.50	ug/L	1.00	04/03/2002 18:17	
1,1,2-Trichloroethane	ND	0.50	ug/L	1.00	04/03/2002 18:17	
Trichloroethene	ND	0.50	ug/L	1.00	04/03/2002 18:17	
Trichlorofluoromethane	ND	1.0	ug/L	1.00	04/03/2002 18:17	
Trichlorotrifluoroethane	ND	0.50	ug/L	1.00	04/03/2002 18:17	
1,2,4-Trimethylbenzene	ND	0.50	ug/L	1.00	04/03/2002 18:17	
1,3,5-Trimethylbenzene	ND	0.50	ug/L	1.00	04/03/2002 18:17	
Vinyl acetate	ND	25	ug/L	1.00	04/03/2002 18:17	
Vinyl chloride	ND	0.50	ug/L	1.00	04/03/2002 18:17	
Total xylenes	ND	1.0	ug/L	1.00	04/03/2002 18:17	
Surrogate(s)						
4-Bromofluorobenzene	107.8	86-115	%	1.00	04/03/2002 18:17	
1,2-Dichloroethane-d4	98.1	76-114	%	1.00	04/03/2002 18:17	
Toluene-d8	98.9	88-110	%	1.00	04/03/2002 18:17	

Volatile Organic Compounds by 8260B (Low Level)

URS-Santa Ana
Attn: Scott Rowlands

Test Method: 8260B
Prep Method: 5030B

STL San Francisco
1220 Quarry Lane
Pleasanton, CA 94566

Sample ID: MW-5	Lab Sample ID: 2002-03-0573-002
Project: Sears 1058	Received: 03/28/2002 16:55
Sampled: 03/28/2002 10:43	Extracted: 04/03/2002 18:41
Matrix: Water	QC-Batch: 2002/04/03-01.07

Tel 925 484 1919
Fax 925 484 1096
www.stl-inc.com
www.chromalab.com

CA DHS ELAP#1094

Compound	Result	Rep.Limit	Units	Dilution	Analyzed	Flag
MTBE	ND	5.0	ug/L	1.00	04/03/2002 18:41	
Acetone	ND	50	ug/L	1.00	04/03/2002 18:41	
Benzene	ND	0.50	ug/L	1.00	04/03/2002 18:41	
Bromodichloromethane	ND	0.50	ug/L	1.00	04/03/2002 18:41	
Bromobenzene	ND	1.0	ug/L	1.00	04/03/2002 18:41	
Bromochloromethane	ND	1.0	ug/L	1.00	04/03/2002 18:41	
Bromoform	ND	0.50	ug/L	1.00	04/03/2002 18:41	
Bromomethane	ND	1.0	ug/L	1.00	04/03/2002 18:41	
2-Butanone(MEK)	ND	50	ug/L	1.00	04/03/2002 18:41	
n-Butylbenzene	ND	1.0	ug/L	1.00	04/03/2002 18:41	
sec-Butylbenzene	ND	1.0	ug/L	1.00	04/03/2002 18:41	
tert-Butylbenzene	ND	1.0	ug/L	1.00	04/03/2002 18:41	
Carbon disulfide	ND	5.0	ug/L	1.00	04/03/2002 18:41	
Carbon tetrachloride	ND	0.50	ug/L	1.00	04/03/2002 18:41	
Chlorobenzene	ND	0.50	ug/L	1.00	04/03/2002 18:41	
Chloroethane	ND	1.0	ug/L	1.00	04/03/2002 18:41	
2-Chloroethylvinyl ether	ND	5.0	ug/L	1.00	04/03/2002 18:41	
Chloroform	ND	1.0	ug/L	1.00	04/03/2002 18:41	
Chloromethane	ND	1.0	ug/L	1.00	04/03/2002 18:41	
2-Chlorotoluene	ND	0.50	ug/L	1.00	04/03/2002 18:41	
4-Chlorotoluene	ND	0.50	ug/L	1.00	04/03/2002 18:41	
Dibromochloromethane	ND	0.50	ug/L	1.00	04/03/2002 18:41	
1,2-Dichlorobenzene	ND	0.50	ug/L	1.00	04/03/2002 18:41	
1,3-Dichlorobenzene	ND	0.50	ug/L	1.00	04/03/2002 18:41	
1,4-Dichlorobenzene	ND	0.50	ug/L	1.00	04/03/2002 18:41	
1,3-Dichloropropane	ND	1.0	ug/L	1.00	04/03/2002 18:41	
2,2-Dichloropropane	ND	0.50	ug/L	1.00	04/03/2002 18:41	
1,1-Dichloropropene	ND	0.50	ug/L	1.00	04/03/2002 18:41	
1,2-Dibromo-3-chloropropane	ND	1.0	ug/L	1.00	04/03/2002 18:41	
1,2-Dibromoethane	ND	0.50	ug/L	1.00	04/03/2002 18:41	
Dibromomethane	ND	0.50	ug/L	1.00	04/03/2002 18:41	
Dichlorodifluoromethane	ND	0.50	ug/L	1.00	04/03/2002 18:41	
1,1-Dichloroethane	ND	0.50	ug/L	1.00	04/03/2002 18:41	
1,2-Dichloroethane	ND	0.50	ug/L	1.00	04/03/2002 18:41	
1,1-Dichloroethene	ND	0.50	ug/L	1.00	04/03/2002 18:41	
cis-1,2-Dichloroethene	ND	0.50	ug/L	1.00	04/03/2002 18:41	
trans-1,2-Dichloroethene	ND	0.50	ug/L	1.00	04/03/2002 18:41	
1,2-Dichloropropane	ND	0.50	ug/L	1.00	04/03/2002 18:41	

Volatile Organic Compounds by 8260B (Low Level)

URS-Santa Ana

Test Method: 8260B

Attn: Scott Rowlands

Prep Method: 5030B

STL San Francisco
1220 Quarry Lane
Pleasanton, CA 94566Tel 925 484 1919
Fax 925 484 1096
www.stl-inc.com
www.chromalab.com

CA DHS ELAP#1094

Sample ID: MW-5	Lab Sample ID: 2002-03-0573-002
Project: Sears 1058	Received: 03/28/2002 16:55
Sampled: 03/28/2002 10:43	Extracted: 04/03/2002 18:41
Matrix: Water	QC-Batch: 2002/04/03-01.07

Compound	Result	Rep.Limit	Units	Dilution	Analyzed	Flag
cis-1,3-Dichloropropene	ND	0.50	ug/L	1.00	04/03/2002 18:41	
trans-1,3-Dichloropropene	ND	0.50	ug/L	1.00	04/03/2002 18:41	
Ethylbenzene	ND	0.50	ug/L	1.00	04/03/2002 18:41	
Hexachlorobutadiene	ND	1.0	ug/L	1.00	04/03/2002 18:41	
2-Hexanone	ND	50	ug/L	1.00	04/03/2002 18:41	
Isopropylbenzene	ND	0.50	ug/L	1.00	04/03/2002 18:41	
p-Isopropyltoluene	ND	1.0	ug/L	1.00	04/03/2002 18:41	
Methylene chloride	ND	5.0	ug/L	1.00	04/03/2002 18:41	
4-Methyl-2-pentanone (MIBK)	ND	50	ug/L	1.00	04/03/2002 18:41	
Naphthalene	ND	1.0	ug/L	1.00	04/03/2002 18:41	
n-Propylbenzene	ND	1.0	ug/L	1.00	04/03/2002 18:41	
Styrene	ND	0.50	ug/L	1.00	04/03/2002 18:41	
1,1,1,2-Tetrachloroethane	ND	0.50	ug/L	1.00	04/03/2002 18:41	
1,1,2,2-Tetrachloroethane	ND	0.50	ug/L	1.00	04/03/2002 18:41	
Tetrachloroethene	ND	0.50	ug/L	1.00	04/03/2002 18:41	
Toluene	ND	0.50	ug/L	1.00	04/03/2002 18:41	
1,2,3-Trichlorobenzene	ND	1.0	ug/L	1.00	04/03/2002 18:41	
1,2,4-Trichlorobenzene	ND	1.0	ug/L	1.00	04/03/2002 18:41	
1,1,1-Trichloroethane	ND	0.50	ug/L	1.00	04/03/2002 18:41	
1,1,2-Trichloroethane	ND	0.50	ug/L	1.00	04/03/2002 18:41	
Trichloroethene	ND	0.50	ug/L	1.00	04/03/2002 18:41	
Trichlorofluoromethane	ND	1.0	ug/L	1.00	04/03/2002 18:41	
Trichlorotrifluoroethane	ND	0.50	ug/L	1.00	04/03/2002 18:41	
1,2,4-Trimethylbenzene	ND	0.50	ug/L	1.00	04/03/2002 18:41	
1,3,5-Trimethylbenzene	ND	0.50	ug/L	1.00	04/03/2002 18:41	
Vinyl acetate	ND	25	ug/L	1.00	04/03/2002 18:41	
Vinyl chloride	ND	0.50	ug/L	1.00	04/03/2002 18:41	
Total xylenes	ND	1.0	ug/L	1.00	04/03/2002 18:41	
Surrogate(s)						
4-Bromofluorobenzene	102.7	86-115	%	1.00	04/03/2002 18:41	
1,2-Dichloroethane-d4	95.4	76-114	%	1.00	04/03/2002 18:41	
Toluene-d8	99.8	88-110	%	1.00	04/03/2002 18:41	

Volatile Organic Compounds by 8260B (Low Level)

URS-Santa Ana
Attn: Scott Rowlands

Test Method: 8260B
Prep Method: 5030B

STL San Francisco
1220 Quarry Lane
Pleasanton, CA 94566

Sample ID: MW-9	Lab Sample ID: 2002-03-0573-003
Project: Sears 1058	Received: 03/28/2002 16:55
Sampled: 03/28/2002 11:20	Extracted: 04/03/2002 19:05
Matrix: Water	QC-Batch: 2002/04/03-01.07

Tel 925 484 1919
Fax 925 484 1096
www.stl-inc.com
www.chromalab.com
CA DHS ELAP#1094

Compound	Result	Rep.Limit	Units	Dilution	Analyzed	Flag
MTBE	ND	5.0	ug/L	1.00	04/03/2002 19:05	
Acetone	ND	50	ug/L	1.00	04/03/2002 19:05	
Benzene	ND	0.50	ug/L	1.00	04/03/2002 19:05	
Bromodichloromethane	ND	0.50	ug/L	1.00	04/03/2002 19:05	
Bromobenzene	ND	1.0	ug/L	1.00	04/03/2002 19:05	
Bromochloromethane	ND	1.0	ug/L	1.00	04/03/2002 19:05	
Bromoform	ND	0.50	ug/L	1.00	04/03/2002 19:05	
Bromomethane	ND	1.0	ug/L	1.00	04/03/2002 19:05	
2-Butanone(MEK)	ND	50	ug/L	1.00	04/03/2002 19:05	
n-Butylbenzene	ND	1.0	ug/L	1.00	04/03/2002 19:05	
sec-Butylbenzene	ND	1.0	ug/L	1.00	04/03/2002 19:05	
tert-Butylbenzene	4.8	1.0	ug/L	1.00	04/03/2002 19:05	
Carbon disulfide	ND	5.0	ug/L	1.00	04/03/2002 19:05	
Carbon tetrachloride	ND	0.50	ug/L	1.00	04/03/2002 19:05	
Chlorobenzene	ND	0.50	ug/L	1.00	04/03/2002 19:05	
Chloroethane	ND	1.0	ug/L	1.00	04/03/2002 19:05	
2-Chloroethylvinyl ether	ND	5.0	ug/L	1.00	04/03/2002 19:05	
Chloroform	ND	1.0	ug/L	1.00	04/03/2002 19:05	
Chloromethane	ND	1.0	ug/L	1.00	04/03/2002 19:05	
2-Chlorotoluene	ND	0.50	ug/L	1.00	04/03/2002 19:05	
4-Chlorotoluene	ND	0.50	ug/L	1.00	04/03/2002 19:05	
Dibromochloromethane	ND	0.50	ug/L	1.00	04/03/2002 19:05	
1,2-Dichlorobenzene	ND	0.50	ug/L	1.00	04/03/2002 19:05	
1,3-Dichlorobenzene	ND	0.50	ug/L	1.00	04/03/2002 19:05	
1,4-Dichlorobenzene	ND	0.50	ug/L	1.00	04/03/2002 19:05	
1,3-Dichloropropane	ND	1.0	ug/L	1.00	04/03/2002 19:05	
2,2-Dichloropropane	ND	0.50	ug/L	1.00	04/03/2002 19:05	
1,1-Dichloropropene	ND	0.50	ug/L	1.00	04/03/2002 19:05	
1,2-Dibromo-3-chloropropane	ND	1.0	ug/L	1.00	04/03/2002 19:05	
1,2-Dibromoethane	ND	0.50	ug/L	1.00	04/03/2002 19:05	
Dibromomethane	ND	0.50	ug/L	1.00	04/03/2002 19:05	
Dichlorodifluoromethane	ND	0.50	ug/L	1.00	04/03/2002 19:05	
1,1-Dichloroethane	ND	0.50	ug/L	1.00	04/03/2002 19:05	
1,2-Dichloroethane	ND	0.50	ug/L	1.00	04/03/2002 19:05	
1,1-Dichloroethene	ND	0.50	ug/L	1.00	04/03/2002 19:05	
cis-1,2-Dichloroethene	ND	0.50	ug/L	1.00	04/03/2002 19:05	
trans-1,2-Dichloroethene	ND	0.50	ug/L	1.00	04/03/2002 19:05	
1,2-Dichloropropane	ND	0.50	ug/L	1.00	04/03/2002 19:05	

Volatile Organic Compounds by 8260B (Low Level)

URS-Santa Ana
Attn: Scott Rowlands

Test Method: 8260B
Prep Method: 5030B

STL San Francisco
1220 Quarry Lane
Pleasanton, CA 94566

Tel 925 484 1919
Fax 925 484 1096
www.stl-inc.com
www.chromalab.com

CA DHS ELAP#1094

Sample ID: MW-9	Lab Sample ID: 2002-03-0573-003
Project: Sears 1058	Received: 03/28/2002 16:55
Sampled: 03/28/2002 11:20	Extracted: 04/03/2002 19:05
Matrix: Water	QC-Batch: 2002/04/03-01.07

Compound	Result	Rep.Limit	Units	Dilution	Analyzed	Flag
cis-1,3-Dichloropropene	ND	0.50	ug/L	1.00	04/03/2002 19:05	
trans-1,3-Dichloropropene	ND	0.50	ug/L	1.00	04/03/2002 19:05	
Ethylbenzene	ND	0.50	ug/L	1.00	04/03/2002 19:05	
Hexachlorobutadiene	ND	1.0	ug/L	1.00	04/03/2002 19:05	
2-Hexanone	ND	50	ug/L	1.00	04/03/2002 19:05	
Isopropylbenzene	ND	0.50	ug/L	1.00	04/03/2002 19:05	
p-Isopropyltoluene	ND	1.0	ug/L	1.00	04/03/2002 19:05	
Methylene chloride	ND	5.0	ug/L	1.00	04/03/2002 19:05	
4-Methyl-2-pentanone (MIBK)	ND	50	ug/L	1.00	04/03/2002 19:05	
Naphthalene	ND	1.0	ug/L	1.00	04/03/2002 19:05	
n-Propylbenzene	ND	1.0	ug/L	1.00	04/03/2002 19:05	
Styrene	ND	0.50	ug/L	1.00	04/03/2002 19:05	
1,1,1,2-Tetrachloroethane	ND	0.50	ug/L	1.00	04/03/2002 19:05	
1,1,2,2-Tetrachloroethane	ND	0.50	ug/L	1.00	04/03/2002 19:05	
Tetrachloroethene	ND	0.50	ug/L	1.00	04/03/2002 19:05	
Toluene	ND	0.50	ug/L	1.00	04/03/2002 19:05	
1,2,3-Trichlorobenzene	ND	1.0	ug/L	1.00	04/03/2002 19:05	
1,2,4-Trichlorobenzene	ND	1.0	ug/L	1.00	04/03/2002 19:05	
1,1,1-Trichloroethane	ND	0.50	ug/L	1.00	04/03/2002 19:05	
1,1,2-Trichloroethane	ND	0.50	ug/L	1.00	04/03/2002 19:05	
Trichloroethene	ND	0.50	ug/L	1.00	04/03/2002 19:05	
Trichlorofluoromethane	ND	1.0	ug/L	1.00	04/03/2002 19:05	
Trichlorotrifluoroethane	ND	0.50	ug/L	1.00	04/03/2002 19:05	
1,2,4-Trimethylbenzene	ND	0.50	ug/L	1.00	04/03/2002 19:05	
1,3,5-Trimethylbenzene	ND	0.50	ug/L	1.00	04/03/2002 19:05	
Vinyl acetate	ND	25	ug/L	1.00	04/03/2002 19:05	
Vinyl chloride	ND	0.50	ug/L	1.00	04/03/2002 19:05	
Total xylenes	ND	1.0	ug/L	1.00	04/03/2002 19:05	
Surrogate(s)						
4-Bromofluorobenzene	102.4	86-115	%	1.00	04/03/2002 19:05	
1,2-Dichloroethane-d4	96.7	76-114	%	1.00	04/03/2002 19:05	
Toluene-d8	98.6	88-110	%	1.00	04/03/2002 19:05	

Volatile Organic Compounds by 8260B (Low Level)

URS-Santa Ana
 Attn: Scott Rowlands

Test Method: 8260B
 Prep Method: 5030B

STL San Francisco
 1220 Quarry Lane
 Pleasanton, CA 94566

Sample ID: MW-1	Lab Sample ID: 2002-03-0573-004
Project: Sears 1058	Received: 03/28/2002 16:55
Sampled: 03/28/2002 12:05	Extracted: 04/03/2002 19:29
Matrix: Water	QC-Batch: 2002/04/03-01.07

Tel 925 484 1919
 Fax 925 484 1096
 www.stl-inc.com
 www.chromalab.com

CA DHS ELAP#1094

Compound	Result	Rep.Limit	Units	Dilution	Analyzed	Flag
MTBE	ND	5.0	ug/L	1.00	04/03/2002 19:29	
Acetone	ND	50	ug/L	1.00	04/03/2002 19:29	
Benzene	ND	0.50	ug/L	1.00	04/03/2002 19:29	
Bromodichloromethane	ND	0.50	ug/L	1.00	04/03/2002 19:29	
Bromobenzene	ND	1.0	ug/L	1.00	04/03/2002 19:29	
Bromochloromethane	ND	1.0	ug/L	1.00	04/03/2002 19:29	
Bromoform	ND	0.50	ug/L	1.00	04/03/2002 19:29	
Bromomethane	ND	1.0	ug/L	1.00	04/03/2002 19:29	
2-Butanone(MEK)	ND	50	ug/L	1.00	04/03/2002 19:29	
n-Butylbenzene	ND	1.0	ug/L	1.00	04/03/2002 19:29	
sec-Butylbenzene	ND	1.0	ug/L	1.00	04/03/2002 19:29	
tert-Butylbenzene	ND	1.0	ug/L	1.00	04/03/2002 19:29	
Carbon disulfide	ND	5.0	ug/L	1.00	04/03/2002 19:29	
Carbon tetrachloride	ND	0.50	ug/L	1.00	04/03/2002 19:29	
Chlorobenzene	ND	0.50	ug/L	1.00	04/03/2002 19:29	
Chloroethane	ND	1.0	ug/L	1.00	04/03/2002 19:29	
2-Chloroethylvinyl ether	ND	5.0	ug/L	1.00	04/03/2002 19:29	
Chloroform	ND	1.0	ug/L	1.00	04/03/2002 19:29	
Chloromethane	ND	1.0	ug/L	1.00	04/03/2002 19:29	
2-Chlorotoluene	ND	0.50	ug/L	1.00	04/03/2002 19:29	
4-Chlorotoluene	ND	0.50	ug/L	1.00	04/03/2002 19:29	
Dibromochloromethane	ND	0.50	ug/L	1.00	04/03/2002 19:29	
1,2-Dichlorobenzene	ND	0.50	ug/L	1.00	04/03/2002 19:29	
1,3-Dichlorobenzene	ND	0.50	ug/L	1.00	04/03/2002 19:29	
1,4-Dichlorobenzene	ND	0.50	ug/L	1.00	04/03/2002 19:29	
1,3-Dichloropropane	ND	1.0	ug/L	1.00	04/03/2002 19:29	
2,2-Dichloropropane	ND	0.50	ug/L	1.00	04/03/2002 19:29	
1,1-Dichloropropene	ND	0.50	ug/L	1.00	04/03/2002 19:29	
1,2-Dibromo-3-chloropropane	ND	1.0	ug/L	1.00	04/03/2002 19:29	
1,2-Dibromoethane	ND	0.50	ug/L	1.00	04/03/2002 19:29	
Dibromomethane	ND	0.50	ug/L	1.00	04/03/2002 19:29	
Dichlorodifluoromethane	ND	0.50	ug/L	1.00	04/03/2002 19:29	
1,1-Dichloroethane	ND	0.50	ug/L	1.00	04/03/2002 19:29	
1,2-Dichloroethane	ND	0.50	ug/L	1.00	04/03/2002 19:29	
1,1-Dichloroethene	ND	0.50	ug/L	1.00	04/03/2002 19:29	
cis-1,2-Dichloroethene	ND	0.50	ug/L	1.00	04/03/2002 19:29	
trans-1,2-Dichloroethene	ND	0.50	ug/L	1.00	04/03/2002 19:29	
1,2-Dichloropropane	ND	0.50	ug/L	1.00	04/03/2002 19:29	

Volatile Organic Compounds by 8260B (Low Level)

URS-Santa Ana
 Attn: Scott Rowlands

Test Method: 8260B
 Prep Method: 5030B

STL San Francisco
 1220 Quarry Lane
 Pleasanton, CA 94566

Tel 925 484 1919
 Fax 925 484 1096
 www.stl-inc.com
 www.chromalab.com

CA DHS ELAP#1094

Sample ID: MW-1	Lab Sample ID: 2002-03-0573-004
Project: Sears 1058	Received: 03/28/2002 16:55
Sampled: 03/28/2002 12:05	Extracted: 04/03/2002 19:29
Matrix: Water	QC-Batch: 2002/04/03-01.07

Compound	Result	Rep.Limit	Units	Dilution	Analyzed	Flag
cis-1,3-Dichloropropene	ND	0.50	ug/L	1.00	04/03/2002 19:29	
trans-1,3-Dichloropropene	ND	0.50	ug/L	1.00	04/03/2002 19:29	
Ethylbenzene	ND	0.50	ug/L	1.00	04/03/2002 19:29	
Hexachlorobutadiene	ND	1.0	ug/L	1.00	04/03/2002 19:29	
2-Hexanone	ND	50	ug/L	1.00	04/03/2002 19:29	
Isopropylbenzene	ND	0.50	ug/L	1.00	04/03/2002 19:29	
p-Isopropyltoluene	ND	1.0	ug/L	1.00	04/03/2002 19:29	
Methylene chloride	ND	5.0	ug/L	1.00	04/03/2002 19:29	
4-Methyl-2-pentanone (MIBK)	ND	50	ug/L	1.00	04/03/2002 19:29	
Naphthalene	ND	1.0	ug/L	1.00	04/03/2002 19:29	
n-Propylbenzene	ND	1.0	ug/L	1.00	04/03/2002 19:29	
Styrene	ND	0.50	ug/L	1.00	04/03/2002 19:29	
1,1,1,2-Tetrachloroethane	ND	0.50	ug/L	1.00	04/03/2002 19:29	
1,1,2,2-Tetrachloroethane	ND	0.50	ug/L	1.00	04/03/2002 19:29	
Tetrachloroethene	ND	0.50	ug/L	1.00	04/03/2002 19:29	
Toluene	ND	0.50	ug/L	1.00	04/03/2002 19:29	
1,2,3-Trichlorobenzene	ND	1.0	ug/L	1.00	04/03/2002 19:29	
1,2,4-Trichlorobenzene	ND	1.0	ug/L	1.00	04/03/2002 19:29	
1,1,1-Trichloroethane	ND	0.50	ug/L	1.00	04/03/2002 19:29	
1,1,2-Trichloroethane	ND	0.50	ug/L	1.00	04/03/2002 19:29	
Trichloroethene	ND	0.50	ug/L	1.00	04/03/2002 19:29	
Trichlorofluoromethane	ND	1.0	ug/L	1.00	04/03/2002 19:29	
Trichlorotrifluoroethane	ND	0.50	ug/L	1.00	04/03/2002 19:29	
1,2,4-Trimethylbenzene	ND	0.50	ug/L	1.00	04/03/2002 19:29	
1,3,5-Trimethylbenzene	ND	0.50	ug/L	1.00	04/03/2002 19:29	
Vinyl acetate	ND	25	ug/L	1.00	04/03/2002 19:29	
Vinyl chloride	ND	0.50	ug/L	1.00	04/03/2002 19:29	
Total xylenes	ND	1.0	ug/L	1.00	04/03/2002 19:29	
Surrogate(s)						
4-Bromofluorobenzene	101.8	86-115	%	1.00	04/03/2002 19:29	
1,2-Dichloroethane-d4	95.8	76-114	%	1.00	04/03/2002 19:29	
Toluene-d8	97.4	88-110	%	1.00	04/03/2002 19:29	

Volatile Organic Compounds by 8260B (Low Level)

URS-Santa Ana
Attn: Scott Rowlands

Test Method: 8260B
Prep Method: 5030B

STL San Francisco
1220 Quarry Lane
Pleasanton, CA 94566

Tel 925 484 1919
Fax 925 484 1096
www.stl-inc.com
www.chromalab.com

CA DHS ELAP#1094

Sample ID: EW-1	Lab Sample ID: 2002-03-0573-005
Project: Sears 1058	Received: 03/28/2002 16:55
Sampled: 03/28/2002 13:06	Extracted: 04/04/2002 13:26
Matrix: Water	QC-Batch: 2002/04/04-01.07

Compound	Result	Rep.Limit	Units	Dilution	Analyzed	Flag
MTBE	ND	5.0	ug/L	1.00	04/04/2002 13:26	
Acetone	63	50	ug/L	1.00	04/04/2002 13:26	
Benzene	ND	0.50	ug/L	1.00	04/04/2002 13:26	
Bromodichloromethane	ND	0.50	ug/L	1.00	04/04/2002 13:26	
Bromobenzene	ND	1.0	ug/L	1.00	04/04/2002 13:26	
Bromochloromethane	ND	1.0	ug/L	1.00	04/04/2002 13:26	
Bromoform	ND	0.50	ug/L	1.00	04/04/2002 13:26	
Bromomethane	ND	1.0	ug/L	1.00	04/04/2002 13:26	
2-Butanone(MEK)	ND	50	ug/L	1.00	04/04/2002 13:26	
n-Butylbenzene	2.9	1.0	ug/L	1.00	04/04/2002 13:26	
sec-Butylbenzene	2.1	1.0	ug/L	1.00	04/04/2002 13:26	
tert-Butylbenzene	7.8	1.0	ug/L	1.00	04/04/2002 13:26	
Carbon disulfide	ND	5.0	ug/L	1.00	04/04/2002 13:26	
Carbon tetrachloride	ND	0.50	ug/L	1.00	04/04/2002 13:26	
Chlorobenzene	ND	0.50	ug/L	1.00	04/04/2002 13:26	
Chloroethane	ND	1.0	ug/L	1.00	04/04/2002 13:26	
2-Chloroethylvinyl ether	ND	5.0	ug/L	1.00	04/04/2002 13:26	
Chloroform	ND	1.0	ug/L	1.00	04/04/2002 13:26	
Chloromethane	ND	1.0	ug/L	1.00	04/04/2002 13:26	
2-Chlorotoluene	ND	0.50	ug/L	1.00	04/04/2002 13:26	
4-Chlorotoluene	ND	0.50	ug/L	1.00	04/04/2002 13:26	
Dibromochloromethane	ND	0.50	ug/L	1.00	04/04/2002 13:26	
1,2-Dichlorobenzene	ND	0.50	ug/L	1.00	04/04/2002 13:26	
1,3-Dichlorobenzene	ND	0.50	ug/L	1.00	04/04/2002 13:26	
1,4-Dichlorobenzene	ND	0.50	ug/L	1.00	04/04/2002 13:26	
1,3-Dichloropropane	ND	1.0	ug/L	1.00	04/04/2002 13:26	
2,2-Dichloropropane	ND	0.50	ug/L	1.00	04/04/2002 13:26	
1,1-Dichloropropene	ND	0.50	ug/L	1.00	04/04/2002 13:26	
1,2-Dibromo-3-chloropropane	ND	1.0	ug/L	1.00	04/04/2002 13:26	
1,2-Dibromoethane	ND	0.50	ug/L	1.00	04/04/2002 13:26	
Dibromomethane	ND	0.50	ug/L	1.00	04/04/2002 13:26	
Dichlorodifluoromethane	ND	0.50	ug/L	1.00	04/04/2002 13:26	
1,1-Dichloroethane	ND	0.50	ug/L	1.00	04/04/2002 13:26	
1,2-Dichloroethane	ND	0.50	ug/L	1.00	04/04/2002 13:26	
1,1-Dichloroethene	ND	0.50	ug/L	1.00	04/04/2002 13:26	
cis-1,2-Dichloroethene	ND	0.50	ug/L	1.00	04/04/2002 13:26	
trans-1,2-Dichloroethene	ND	0.50	ug/L	1.00	04/04/2002 13:26	
1,2-Dichloropropane	ND	0.50	ug/L	1.00	04/04/2002 13:26	

Volatile Organic Compounds by 8260B (Low Level)

URS-Santa Ana
Attn: Scott Rowlands

Test Method: 8260B
Prep Method: 5030B

STL San Francisco
1220 Quarry Lane
Pleasanton, CA 94566

Tel 925 484 1919
Fax 925 484 1096
www.stl-inc.com
www.chromalab.com

CA DHS ELAP#1094

Sample ID: EW-1	Lab Sample ID: 2002-03-0573-005
Project: Sears 1058	Received: 03/28/2002 16:55
	Extracted: 04/04/2002 13:26
Sampled: 03/28/2002 13:06	QC-Batch: 2002/04/04-01.07
Matrix: Water	

Compound	Result	Rep.Limit	Units	Dilution	Analyzed	Flag
cis-1,3-Dichloropropene	ND	0.50	ug/L	1.00	04/04/2002 13:26	
trans-1,3-Dichloropropene	ND	0.50	ug/L	1.00	04/04/2002 13:26	
Ethylbenzene	ND	0.50	ug/L	1.00	04/04/2002 13:26	
Hexachlorobutadiene	ND	1.0	ug/L	1.00	04/04/2002 13:26	
2-Hexanone	ND	50	ug/L	1.00	04/04/2002 13:26	
Isopropylbenzene	1.2	0.50	ug/L	1.00	04/04/2002 13:26	
p-Isopropyltoluene	ND	1.0	ug/L	1.00	04/04/2002 13:26	
Methylene chloride	ND	5.0	ug/L	1.00	04/04/2002 13:26	
4-Methyl-2-pentanone (MIBK)	ND	50	ug/L	1.00	04/04/2002 13:26	
Naphthalene	ND	1.0	ug/L	1.00	04/04/2002 13:26	
n-Propylbenzene	ND	1.0	ug/L	1.00	04/04/2002 13:26	
Styrene	ND	0.50	ug/L	1.00	04/04/2002 13:26	
1,1,1,2-Tetrachloroethane	ND	0.50	ug/L	1.00	04/04/2002 13:26	
1,1,2,2-Tetrachloroethane	ND	0.50	ug/L	1.00	04/04/2002 13:26	
Tetrachloroethene	ND	0.50	ug/L	1.00	04/04/2002 13:26	
Toluene	ND	0.50	ug/L	1.00	04/04/2002 13:26	
1,2,3-Trichlorobenzene	ND	1.0	ug/L	1.00	04/04/2002 13:26	
1,2,4-Trichlorobenzene	ND	1.0	ug/L	1.00	04/04/2002 13:26	
1,1,1-Trichloroethane	ND	0.50	ug/L	1.00	04/04/2002 13:26	
1,1,2-Trichloroethane	ND	0.50	ug/L	1.00	04/04/2002 13:26	
Trichloroethene	ND	0.50	ug/L	1.00	04/04/2002 13:26	
Trichlorofluoromethane	ND	1.0	ug/L	1.00	04/04/2002 13:26	
Trichlorotrifluoroethane	ND	0.50	ug/L	1.00	04/04/2002 13:26	
1,2,4-Trimethylbenzene	ND	0.50	ug/L	1.00	04/04/2002 13:26	
1,3,5-Trimethylbenzene	ND	0.50	ug/L	1.00	04/04/2002 13:26	
Vinyl acetate	ND	25	ug/L	1.00	04/04/2002 13:26	
Vinyl chloride	ND	0.50	ug/L	1.00	04/04/2002 13:26	
Total xylenes	ND	1.0	ug/L	1.00	04/04/2002 13:26	
Surrogate(s)						
4-Bromofluorobenzene	102.1	86-115	%	1.00	04/04/2002 13:26	
1,2-Dichloroethane-d4	101.9	76-114	%	1.00	04/04/2002 13:26	
Toluene-d8	94.8	88-110	%	1.00	04/04/2002 13:26	

Volatile Organic Compounds by 8260B (Low Level)

URS-Santa Ana
Attn: Scott Rowlands

Test Method: 8260B
Prep Method: 5030B

STL San Francisco
1220 Quarry Lane
Pleasanton, CA 94566

Sample ID: DUP-1	Lab Sample ID: 2002-03-0573-006
Project: Sears 1058	Received: 03/28/2002 16:55
Sampled: 03/28/2002 13:26	Extracted: 04/04/2002 14:47
Matrix: Water	QC-Batch: 2002/04/04-01.07

Tel 925 484 1919
Fax 925 484 1096
www.stl-inc.com
www.chromalab.com

CA DHS ELAP#1094

Compound	Result	Rep.Limit	Units	Dilution	Analyzed	Flag
MTBE	ND	5.0	ug/L	1.00	04/04/2002 14:47	
Acetone	69	50	ug/L	1.00	04/04/2002 14:47	
Benzene	ND	0.50	ug/L	1.00	04/04/2002 14:47	
Bromodichloromethane	ND	0.50	ug/L	1.00	04/04/2002 14:47	
Bromobenzene	ND	1.0	ug/L	1.00	04/04/2002 14:47	
Bromochloromethane	ND	1.0	ug/L	1.00	04/04/2002 14:47	
Bromoform	ND	0.50	ug/L	1.00	04/04/2002 14:47	
Bromomethane	ND	1.0	ug/L	1.00	04/04/2002 14:47	
2-Butanone(MEK)	ND	50	ug/L	1.00	04/04/2002 14:47	
n-Butylbenzene	2.9	1.0	ug/L	1.00	04/04/2002 14:47	
sec-Butylbenzene	2.1	1.0	ug/L	1.00	04/04/2002 14:47	
tert-Butylbenzene	8.2	1.0	ug/L	1.00	04/04/2002 14:47	
Carbon disulfide	ND	5.0	ug/L	1.00	04/04/2002 14:47	
Carbon tetrachloride	ND	0.50	ug/L	1.00	04/04/2002 14:47	
Chlorobenzene	ND	0.50	ug/L	1.00	04/04/2002 14:47	
Chloroethane	ND	1.0	ug/L	1.00	04/04/2002 14:47	
2-Chloroethylvinyl ether	ND	5.0	ug/L	1.00	04/04/2002 14:47	
Chloroform	ND	1.0	ug/L	1.00	04/04/2002 14:47	
Chloromethane	ND	1.0	ug/L	1.00	04/04/2002 14:47	
2-Chlorotoluene	ND	0.50	ug/L	1.00	04/04/2002 14:47	
4-Chlorotoluene	ND	0.50	ug/L	1.00	04/04/2002 14:47	
Dibromochloromethane	ND	0.50	ug/L	1.00	04/04/2002 14:47	
1,2-Dichlorobenzene	ND	0.50	ug/L	1.00	04/04/2002 14:47	
1,3-Dichlorobenzene	ND	0.50	ug/L	1.00	04/04/2002 14:47	
1,4-Dichlorobenzene	ND	0.50	ug/L	1.00	04/04/2002 14:47	
1,3-Dichloropropane	ND	1.0	ug/L	1.00	04/04/2002 14:47	
2,2-Dichloropropane	ND	0.50	ug/L	1.00	04/04/2002 14:47	
1,1-Dichloropropene	ND	0.50	ug/L	1.00	04/04/2002 14:47	
1,2-Dibromo-3-chloropropane	ND	1.0	ug/L	1.00	04/04/2002 14:47	
1,2-Dibromoethane	ND	0.50	ug/L	1.00	04/04/2002 14:47	
Dibromomethane	ND	0.50	ug/L	1.00	04/04/2002 14:47	
Dichlorodifluoromethane	ND	0.50	ug/L	1.00	04/04/2002 14:47	
1,1-Dichloroethane	ND	0.50	ug/L	1.00	04/04/2002 14:47	
1,2-Dichloroethane	ND	0.50	ug/L	1.00	04/04/2002 14:47	
1,1-Dichloroethene	ND	0.50	ug/L	1.00	04/04/2002 14:47	
cis-1,2-Dichloroethene	ND	0.50	ug/L	1.00	04/04/2002 14:47	
trans-1,2-Dichloroethene	ND	0.50	ug/L	1.00	04/04/2002 14:47	
1,2-Dichloropropane	ND	0.50	ug/L	1.00	04/04/2002 14:47	

Volatile Organic Compounds by 8260B (Low Level)

URS-Santa Ana
Attn: Scott Rowlands

Test Method: 8260B
Prep Method: 5030B

STL San Francisco
1220 Quarry Lane
Pleasanton, CA 94566

Sample ID: DUP-1	Lab Sample ID: 2002-03-0573-006
Project: Sears 1058	Received: 03/28/2002 16:55
Sampled: 03/28/2002 13:26	Extracted: 04/04/2002 14:47
Matrix: Water	QC-Batch: 2002/04/04-01.07

Tel 925 484 1919
Fax 925 484 1096
www.stl-inc.com
www.chromalab.com
CA DHS ELAP#1094

Compound	Result	Rep.Limit	Units	Dilution	Analyzed	Flag
cis-1,3-Dichloropropene	ND	0.50	ug/L	1.00	04/04/2002 14:47	
trans-1,3-Dichloropropene	ND	0.50	ug/L	1.00	04/04/2002 14:47	
Ethylbenzene	ND	0.50	ug/L	1.00	04/04/2002 14:47	
Hexachlorobutadiene	ND	1.0	ug/L	1.00	04/04/2002 14:47	
2-Hexanone	ND	50	ug/L	1.00	04/04/2002 14:47	
Isopropylbenzene	1.2	0.50	ug/L	1.00	04/04/2002 14:47	
p-Isopropyltoluene	ND	1.0	ug/L	1.00	04/04/2002 14:47	
Methylene chloride	ND	5.0	ug/L	1.00	04/04/2002 14:47	
4-Methyl-2-pentanone (MIBK)	ND	50	ug/L	1.00	04/04/2002 14:47	
Naphthalene	ND	1.0	ug/L	1.00	04/04/2002 14:47	
n-Propylbenzene	ND	1.0	ug/L	1.00	04/04/2002 14:47	
Styrene	ND	0.50	ug/L	1.00	04/04/2002 14:47	
1,1,1,2-Tetrachloroethane	ND	0.50	ug/L	1.00	04/04/2002 14:47	
1,1,2,2-Tetrachloroethane	ND	0.50	ug/L	1.00	04/04/2002 14:47	
Tetrachloroethene	ND	0.50	ug/L	1.00	04/04/2002 14:47	
Toluene	ND	0.50	ug/L	1.00	04/04/2002 14:47	
1,2,3-Trichlorobenzene	ND	1.0	ug/L	1.00	04/04/2002 14:47	
1,2,4-Trichlorobenzene	ND	1.0	ug/L	1.00	04/04/2002 14:47	
1,1,1-Trichloroethane	ND	0.50	ug/L	1.00	04/04/2002 14:47	
1,1,2-Trichloroethane	ND	0.50	ug/L	1.00	04/04/2002 14:47	
Trichloroethene	ND	0.50	ug/L	1.00	04/04/2002 14:47	
Trichlorofluoromethane	ND	1.0	ug/L	1.00	04/04/2002 14:47	
Trichlorotrifluoroethane	ND	0.50	ug/L	1.00	04/04/2002 14:47	
1,2,4-Trimethylbenzene	ND	0.50	ug/L	1.00	04/04/2002 14:47	
1,3,5-Trimethylbenzene	ND	0.50	ug/L	1.00	04/04/2002 14:47	
Vinyl acetate	ND	25	ug/L	1.00	04/04/2002 14:47	
Vinyl chloride	ND	0.50	ug/L	1.00	04/04/2002 14:47	
Total xylenes	ND	1.0	ug/L	1.00	04/04/2002 14:47	
Surrogate(s)						
4-Bromofluorobenzene	100.4	86-115	%	1.00	04/04/2002 14:47	
1,2-Dichloroethane-d4	90.8	76-114	%	1.00	04/04/2002 14:47	
Toluene-d8	97.0	88-110	%	1.00	04/04/2002 14:47	

Volatile Organic Compounds by 8260B (Low Level)

 URS-Santa Ana
 Attn: Scott Rowlands

 Test Method: 8260B
 Prep Method: 5030B

 STL San Francisco
 1220 Quarry Lane
 Pleasanton, CA 94566

 Tel 925 484 1919
 Fax 925 484 1096
 www.stl-inc.com
 www.chromalab.com

CA DHS ELAP#1094

Sample ID: EB-1	Lab Sample ID: 2002-03-0573-007
Project: Sears 1058	Received: 03/28/2002 16:55
Sampled: 03/28/2002 13:30	Extracted: 04/04/2002 15:10
Matrix: Water	QC-Batch: 2002/04/04-01.07

Compound	Result	Rep.Limit	Units	Dilution	Analyzed	Flag
MTBE	ND	5.0	ug/L	1.00	04/04/2002 15:10	
Acetone	ND	50	ug/L	1.00	04/04/2002 15:10	
Benzene	ND	0.50	ug/L	1.00	04/04/2002 15:10	
Bromodichloromethane	ND	0.50	ug/L	1.00	04/04/2002 15:10	
Bromobenzene	ND	1.0	ug/L	1.00	04/04/2002 15:10	
Bromochloromethane	ND	1.0	ug/L	1.00	04/04/2002 15:10	
Bromoform	ND	0.50	ug/L	1.00	04/04/2002 15:10	
Bromomethane	ND	1.0	ug/L	1.00	04/04/2002 15:10	
2-Butanone(MEK)	ND	50	ug/L	1.00	04/04/2002 15:10	
n-Butylbenzene	ND	1.0	ug/L	1.00	04/04/2002 15:10	
sec-Butylbenzene	ND	1.0	ug/L	1.00	04/04/2002 15:10	
tert-Butylbenzene	ND	1.0	ug/L	1.00	04/04/2002 15:10	
Carbon disulfide	ND	5.0	ug/L	1.00	04/04/2002 15:10	
Carbon tetrachloride	ND	0.50	ug/L	1.00	04/04/2002 15:10	
Chlorobenzene	ND	0.50	ug/L	1.00	04/04/2002 15:10	
Chloroethane	ND	1.0	ug/L	1.00	04/04/2002 15:10	
2-Chloroethylvinyl ether	ND	5.0	ug/L	1.00	04/04/2002 15:10	
Chloroform	ND	1.0	ug/L	1.00	04/04/2002 15:10	
Chloromethane	ND	1.0	ug/L	1.00	04/04/2002 15:10	
2-Chlorotoluene	ND	0.50	ug/L	1.00	04/04/2002 15:10	
4-Chlorotoluene	ND	0.50	ug/L	1.00	04/04/2002 15:10	
Dibromochloromethane	ND	0.50	ug/L	1.00	04/04/2002 15:10	
1,2-Dichlorobenzene	ND	0.50	ug/L	1.00	04/04/2002 15:10	
1,3-Dichlorobenzene	ND	0.50	ug/L	1.00	04/04/2002 15:10	
1,4-Dichlorobenzene	ND	0.50	ug/L	1.00	04/04/2002 15:10	
1,3-Dichloropropane	ND	1.0	ug/L	1.00	04/04/2002 15:10	
2,2-Dichloropropane	ND	0.50	ug/L	1.00	04/04/2002 15:10	
1,1-Dichloropropene	ND	0.50	ug/L	1.00	04/04/2002 15:10	
1,2-Dibromo-3-chloropropane	ND	1.0	ug/L	1.00	04/04/2002 15:10	
1,2-Dibromoethane	ND	0.50	ug/L	1.00	04/04/2002 15:10	
Dibromomethane	ND	0.50	ug/L	1.00	04/04/2002 15:10	
Dichlorodifluoromethane	ND	0.50	ug/L	1.00	04/04/2002 15:10	
1,1-Dichloroethane	ND	0.50	ug/L	1.00	04/04/2002 15:10	
1,2-Dichloroethane	ND	0.50	ug/L	1.00	04/04/2002 15:10	
1,1-Dichloroethene	ND	0.50	ug/L	1.00	04/04/2002 15:10	
cis-1,2-Dichloroethene	ND	0.50	ug/L	1.00	04/04/2002 15:10	
trans-1,2-Dichloroethene	ND	0.50	ug/L	1.00	04/04/2002 15:10	
1,2-Dichloropropane	ND	0.50	ug/L	1.00	04/04/2002 15:10	



Volatile Organic Compounds by 8260B (Low Level)

URS-Santa Ana
Attn: Scott Rowlands

Test Method: 8260B
Prep Method: 5030B

STL San Francisco
1220 Quarry Lane
Pleasanton, CA 94566

Tel 925 484 1919
Fax 925 484 1096
www.stl-inc.com
www.chromalab.com
CA DHS ELAP#1094

Sample ID: EB-1	Lab Sample ID: 2002-03-0573-007
Project: Sears 1058	Received: 03/28/2002 16:55
Sampled: 03/28/2002 13:30	Extracted: 04/04/2002 15:10
Matrix: Water	QC-Batch: 2002/04/04-01.07

Compound	Result	Rep.Limit	Units	Dilution	Analyzed	Flag
cis-1,3-Dichloropropene	ND	0.50	ug/L	1.00	04/04/2002 15:10	
trans-1,3-Dichloropropene	ND	0.50	ug/L	1.00	04/04/2002 15:10	
Ethylbenzene	ND	0.50	ug/L	1.00	04/04/2002 15:10	
Hexachlorobutadiene	ND	1.0	ug/L	1.00	04/04/2002 15:10	
2-Hexanone	ND	50	ug/L	1.00	04/04/2002 15:10	
Isopropylbenzene	ND	0.50	ug/L	1.00	04/04/2002 15:10	
p-Isopropyltoluene	ND	1.0	ug/L	1.00	04/04/2002 15:10	
Methylene chloride	ND	5.0	ug/L	1.00	04/04/2002 15:10	
4-Methyl-2-pentanone (MIBK)	ND	50	ug/L	1.00	04/04/2002 15:10	
Naphthalene	ND	1.0	ug/L	1.00	04/04/2002 15:10	
n-Propylbenzene	ND	1.0	ug/L	1.00	04/04/2002 15:10	
Styrene	ND	0.50	ug/L	1.00	04/04/2002 15:10	
1,1,1,2-Tetrachloroethane	ND	0.50	ug/L	1.00	04/04/2002 15:10	
1,1,2,2-Tetrachloroethane	ND	0.50	ug/L	1.00	04/04/2002 15:10	
Tetrachloroethene	ND	0.50	ug/L	1.00	04/04/2002 15:10	
Toluene	ND	0.50	ug/L	1.00	04/04/2002 15:10	
1,2,3-Trichlorobenzene	ND	1.0	ug/L	1.00	04/04/2002 15:10	
1,2,4-Trichlorobenzene	ND	1.0	ug/L	1.00	04/04/2002 15:10	
1,1,1-Trichloroethane	ND	0.50	ug/L	1.00	04/04/2002 15:10	
1,1,2-Trichloroethane	ND	0.50	ug/L	1.00	04/04/2002 15:10	
Trichloroethene	ND	0.50	ug/L	1.00	04/04/2002 15:10	
Trichlorofluoromethane	ND	1.0	ug/L	1.00	04/04/2002 15:10	
Trichlorotrifluoroethane	ND	0.50	ug/L	1.00	04/04/2002 15:10	
1,2,4-Trimethylbenzene	ND	0.50	ug/L	1.00	04/04/2002 15:10	
1,3,5-Trimethylbenzene	ND	0.50	ug/L	1.00	04/04/2002 15:10	
Vinyl acetate	ND	25	ug/L	1.00	04/04/2002 15:10	
Vinyl chloride	ND	0.50	ug/L	1.00	04/04/2002 15:10	
Total xylenes	ND	1.0	ug/L	1.00	04/04/2002 15:10	
Surrogate(s)						
4-Bromofluorobenzene	99.8	86-115	%	1.00	04/04/2002 15:10	
1,2-Dichloroethane-d4	81.9	76-114	%	1.00	04/04/2002 15:10	
Toluene-d8	97.3	88-110	%	1.00	04/04/2002 15:10	

Volatile Organic Compounds by 8260B (Low Level)

 URS-Santa Ana
 Attn: Scott Rowlands

 Test Method: 8260B
 Prep Method: 5030B

 STL San Francisco
 1220 Quarry Lane
 Pleasanton, CA 94566

 Tel 925 484 1919
 Fax 925 484 1096
 www.stl-inc.com
 www.chromalab.com

CA DHS ELAP#1094

Sample ID: MW-3	Lab Sample ID: 2002-03-0573-008
Project: Sears 1058	Received: 03/28/2002 16:55
Sampled: 03/28/2002 13:46	Extracted: 04/04/2002 15:34
Matrix: Water	QC-Batch: 2002/04/04-01.07

Compound	Result	Rep.Limit	Units	Dilution	Analyzed	Flag
MTBE	ND	5.0	ug/L	1.00	04/04/2002 15:34	
Acetone	61	50	ug/L	1.00	04/04/2002 15:34	
Benzene	ND	0.50	ug/L	1.00	04/04/2002 15:34	
Bromodichloromethane	ND	0.50	ug/L	1.00	04/04/2002 15:34	
Bromobenzene	ND	1.0	ug/L	1.00	04/04/2002 15:34	
Bromochloromethane	ND	1.0	ug/L	1.00	04/04/2002 15:34	
Bromoform	ND	0.50	ug/L	1.00	04/04/2002 15:34	
Bromomethane	ND	1.0	ug/L	1.00	04/04/2002 15:34	
2-Butanone(MEK)	ND	50	ug/L	1.00	04/04/2002 15:34	
n-Butylbenzene	2.6	1.0	ug/L	1.00	04/04/2002 15:34	
sec-Butylbenzene	1.7	1.0	ug/L	1.00	04/04/2002 15:34	
tert-Butylbenzene	4.9	1.0	ug/L	1.00	04/04/2002 15:34	
Carbon disulfide	ND	5.0	ug/L	1.00	04/04/2002 15:34	
Carbon tetrachloride	ND	0.50	ug/L	1.00	04/04/2002 15:34	
Chlorobenzene	ND	0.50	ug/L	1.00	04/04/2002 15:34	
Chloroethane	ND	1.0	ug/L	1.00	04/04/2002 15:34	
2-Chloroethylvinyl ether	ND	5.0	ug/L	1.00	04/04/2002 15:34	
Chloroform	ND	1.0	ug/L	1.00	04/04/2002 15:34	
Chloromethane	ND	1.0	ug/L	1.00	04/04/2002 15:34	
2-Chlorotoluene	ND	0.50	ug/L	1.00	04/04/2002 15:34	
4-Chlorotoluene	ND	0.50	ug/L	1.00	04/04/2002 15:34	
Dibromochloromethane	ND	0.50	ug/L	1.00	04/04/2002 15:34	
1,2-Dichlorobenzene	ND	0.50	ug/L	1.00	04/04/2002 15:34	
1,3-Dichlorobenzene	ND	0.50	ug/L	1.00	04/04/2002 15:34	
1,4-Dichlorobenzene	ND	0.50	ug/L	1.00	04/04/2002 15:34	
1,3-Dichloropropane	ND	1.0	ug/L	1.00	04/04/2002 15:34	
2,2-Dichloropropane	ND	0.50	ug/L	1.00	04/04/2002 15:34	
1,1-Dichloropropene	ND	0.50	ug/L	1.00	04/04/2002 15:34	
1,2-Dibromo-3-chloropropane	ND	1.0	ug/L	1.00	04/04/2002 15:34	
1,2-Dibromoethane	ND	0.50	ug/L	1.00	04/04/2002 15:34	
Dibromomethane	ND	0.50	ug/L	1.00	04/04/2002 15:34	
Dichlorodifluoromethane	ND	0.50	ug/L	1.00	04/04/2002 15:34	
1,1-Dichloroethane	ND	0.50	ug/L	1.00	04/04/2002 15:34	
1,2-Dichloroethane	ND	0.50	ug/L	1.00	04/04/2002 15:34	
1,1-Dichloroethene	ND	0.50	ug/L	1.00	04/04/2002 15:34	
cis-1,2-Dichloroethene	ND	0.50	ug/L	1.00	04/04/2002 15:34	
trans-1,2-Dichloroethene	ND	0.50	ug/L	1.00	04/04/2002 15:34	
1,2-Dichloropropane	ND	0.50	ug/L	1.00	04/04/2002 15:34	

Volatile Organic Compounds by 8260B (Low Level)

URS-Santa Ana
 Attn: Scott Rowlands

Test Method: 8260B
 Prep Method: 5030B

STL San Francisco
 1220 Quarry Lane
 Pleasanton, CA 94566

Tel 925 484 1919
 Fax 925 484 1096
 www.stl-inc.com
 www.chromalab.com

CA DHS ELAP#1094

Sample ID: MW-3	Lab Sample ID: 2002-03-0573-008
Project: Sears 1058	Received: 03/28/2002 16:55
	Extracted: 04/04/2002 15:34
Sampled: 03/28/2002 13:46	QC-Batch: 2002/04/04-01.07
Matrix: Water	

Compound	Result	Rep.Limit	Units	Dilution	Analyzed	Flag
cis-1,3-Dichloropropene	ND	0.50	ug/L	1.00	04/04/2002 15:34	
trans-1,3-Dichloropropene	ND	0.50	ug/L	1.00	04/04/2002 15:34	
Ethylbenzene	ND	0.50	ug/L	1.00	04/04/2002 15:34	
Hexachlorobutadiene	ND	1.0	ug/L	1.00	04/04/2002 15:34	
2-Hexanone	ND	50	ug/L	1.00	04/04/2002 15:34	
Isopropylbenzene	1.5	0.50	ug/L	1.00	04/04/2002 15:34	
p-Isopropyltoluene	ND	1.0	ug/L	1.00	04/04/2002 15:34	
Methylene chloride	ND	5.0	ug/L	1.00	04/04/2002 15:34	
4-Methyl-2-pentanone (MIBK)	ND	50	ug/L	1.00	04/04/2002 15:34	
Naphthalene	ND	1.0	ug/L	1.00	04/04/2002 15:34	
n-Propylbenzene	ND	1.0	ug/L	1.00	04/04/2002 15:34	
Styrene	ND	0.50	ug/L	1.00	04/04/2002 15:34	
1,1,1,2-Tetrachloroethane	ND	0.50	ug/L	1.00	04/04/2002 15:34	
1,1,2,2-Tetrachloroethane	ND	0.50	ug/L	1.00	04/04/2002 15:34	
Tetrachloroethene	ND	0.50	ug/L	1.00	04/04/2002 15:34	
Toluene	ND	0.50	ug/L	1.00	04/04/2002 15:34	
1,2,3-Trichlorobenzene	ND	1.0	ug/L	1.00	04/04/2002 15:34	
1,2,4-Trichlorobenzene	ND	1.0	ug/L	1.00	04/04/2002 15:34	
1,1,1-Trichloroethane	ND	0.50	ug/L	1.00	04/04/2002 15:34	
1,1,2-Trichloroethane	ND	0.50	ug/L	1.00	04/04/2002 15:34	
Trichloroethene	ND	0.50	ug/L	1.00	04/04/2002 15:34	
Trichlorofluoromethane	ND	1.0	ug/L	1.00	04/04/2002 15:34	
Trichlorotrifluoroethane	ND	0.50	ug/L	1.00	04/04/2002 15:34	
1,2,4-Trimethylbenzene	ND	0.50	ug/L	1.00	04/04/2002 15:34	
1,3,5-Trimethylbenzene	ND	0.50	ug/L	1.00	04/04/2002 15:34	
Vinyl acetate	ND	25	ug/L	1.00	04/04/2002 15:34	
Vinyl chloride	ND	0.50	ug/L	1.00	04/04/2002 15:34	
Total xylenes	ND	1.0	ug/L	1.00	04/04/2002 15:34	
Surrogate(s)						
4-Bromofluorobenzene	101.3	86-115	%	1.00	04/04/2002 15:34	
1,2-Dichloroethane-d4	95.2	76-114	%	1.00	04/04/2002 15:34	
Toluene-d8	98.7	88-110	%	1.00	04/04/2002 15:34	

Volatile Organic Compounds by 8260B (Low Level)

Batch QC report

Test Method: 8260B

Prep Method: 5030B

STL San Francisco
1220 Quarry Lane
Pleasanton, CA 94566

Method Blank

Water

QC Batch # 2002/04/03-01.07

MB: 2002/04/03-01.07-004

Date Extracted: 04/03/2002 12:37

Tel 925 484 1919
Fax 925 484 1096
www.stl-inc.com
www.chromalab.com

CA DHS ELAP#1094

Compound	Result	Rep.Limit	Unit	Analyzed	Flag
MTBE	ND	5.0	ug/L	04/03/2002 12:37	
Acetone	ND	50	ug/L	04/03/2002 12:37	
Benzene	ND	0.5	ug/L	04/03/2002 12:37	
Bromodichloromethane	ND	0.5	ug/L	04/03/2002 12:37	
Bromobenzene	ND	1.0	ug/L	04/03/2002 12:37	
Bromochloromethane	ND	1.0	ug/L	04/03/2002 12:37	
Bromoform	ND	0.5	ug/L	04/03/2002 12:37	
Bromomethane	ND	1.0	ug/L	04/03/2002 12:37	
2-Butanone(MEK)	ND	50	ug/L	04/03/2002 12:37	
n-Butylbenzene	ND	1.0	ug/L	04/03/2002 12:37	
sec-Butylbenzene	ND	1.0	ug/L	04/03/2002 12:37	
tert-Butylbenzene	ND	1.0	ug/L	04/03/2002 12:37	
Carbon disulfide	ND	5.0	ug/L	04/03/2002 12:37	
Carbon tetrachloride	ND	0.5	ug/L	04/03/2002 12:37	
Chlorobenzene	ND	0.5	ug/L	04/03/2002 12:37	
Chloroethane	ND	1.0	ug/L	04/03/2002 12:37	
2-Chloroethylvinyl ether	ND	5.0	ug/L	04/03/2002 12:37	
Chloroform	ND	1.0	ug/L	04/03/2002 12:37	
Chloromethane	ND	1.0	ug/L	04/03/2002 12:37	
2-Chlorotoluene	ND	0.5	ug/L	04/03/2002 12:37	
4-Chlorotoluene	ND	0.5	ug/L	04/03/2002 12:37	
Dibromochloromethane	ND	0.5	ug/L	04/03/2002 12:37	
1,2-Dichlorobenzene	ND	0.5	ug/L	04/03/2002 12:37	
1,3-Dichlorobenzene	ND	0.5	ug/L	04/03/2002 12:37	
1,4-Dichlorobenzene	ND	0.5	ug/L	04/03/2002 12:37	
1,3-Dichloropropane	ND	1.0	ug/L	04/03/2002 12:37	
2,2-Dichloropropane	ND	0.5	ug/L	04/03/2002 12:37	
1,1-Dichloropropene	ND	0.5	ug/L	04/03/2002 12:37	
1,2-Dibromo-3-chloropropane	ND	1.0	ug/L	04/03/2002 12:37	
1,2-Dibromoethane	ND	0.5	ug/L	04/03/2002 12:37	
Dibromomethane	ND	0.5	ug/L	04/03/2002 12:37	
Dichlorodifluoromethane	ND	0.5	ug/L	04/03/2002 12:37	
1,1-Dichloroethane	ND	0.5	ug/L	04/03/2002 12:37	
1,2-Dichloroethane	ND	0.5	ug/L	04/03/2002 12:37	
1,1-Dichloroethene	ND	0.5	ug/L	04/03/2002 12:37	
cis-1,2-Dichloroethene	ND	0.5	ug/L	04/03/2002 12:37	
trans-1,2-Dichloroethene	ND	0.5	ug/L	04/03/2002 12:37	
1,2-Dichloropropane	ND	0.5	ug/L	04/03/2002 12:37	
cis-1,3-Dichloropropene	ND	0.5	ug/L	04/03/2002 12:37	
trans-1,3-Dichloropropene	ND	0.5	ug/L	04/03/2002 12:37	
Ethylbenzene	ND	0.5	ug/L	04/03/2002 12:37	

Volatile Organic Compounds by 8260B (Low Level)

Batch QC report

Test Method: 8260B

Prep Method: 5030B

 STL San Francisco
 1220 Quarry Lane
 Pleasanton, CA 94566

Method Blank

Water

QC Batch # 2002/04/03-01.07

MB: 2002/04/03-01.07-004

Date Extracted: 04/03/2002 12:37

 Tel 925 484 1919
 Fax 925 484 1096
 www.stl-inc.com
 www.chromalab.com

CA DHS ELAP#1094

Compound	Result	Rep.Limit	Unit	Analyzed	Flag
Hexachlorobutadiene	ND	1.0	ug/L	04/03/2002 12:37	
2-Hexanone	ND	50	ug/L	04/03/2002 12:37	
Isopropylbenzene	ND	0.5	ug/L	04/03/2002 12:37	
p-Isopropyltoluene	ND	1.0	ug/L	04/03/2002 12:37	
Methylene chloride	ND	5.0	ug/L	04/03/2002 12:37	
4-Methyl-2-pentanone (MIBK)	ND	50	ug/L	04/03/2002 12:37	
Naphthalene	ND	1.0	ug/L	04/03/2002 12:37	
n-Propylbenzene	ND	1.0	ug/L	04/03/2002 12:37	
Styrene	ND	0.5	ug/L	04/03/2002 12:37	
1,1,1,2-Tetrachloroethane	ND	0.5	ug/L	04/03/2002 12:37	
1,1,2,2-Tetrachloroethane	ND	0.5	ug/L	04/03/2002 12:37	
Tetrachloroethene	ND	0.5	ug/L	04/03/2002 12:37	
Toluene	ND	0.5	ug/L	04/03/2002 12:37	
1,2,3-Trichlorobenzene	ND	1.0	ug/L	04/03/2002 12:37	
1,2,4-Trichlorobenzene	ND	1.0	ug/L	04/03/2002 12:37	
1,1,1-Trichloroethane	ND	0.5	ug/L	04/03/2002 12:37	
1,1,2-Trichloroethane	ND	0.5	ug/L	04/03/2002 12:37	
Trichloroethene	ND	0.5	ug/L	04/03/2002 12:37	
Trichlorofluoromethane	ND	1.0	ug/L	04/03/2002 12:37	
Trichlorotrifluoroethane	ND	0.5	ug/L	04/03/2002 12:37	
1,2,4-Trimethylbenzene	ND	0.5	ug/L	04/03/2002 12:37	
1,3,5-Trimethylbenzene	ND	0.5	ug/L	04/03/2002 12:37	
Vinyl acetate	ND	25	ug/L	04/03/2002 12:37	
Vinyl chloride	ND	0.5	ug/L	04/03/2002 12:37	
Total xylenes	ND	1.0	ug/L	04/03/2002 12:37	
Surrogate(s)					
4-Bromofluorobenzene	94.3	86-115	%	04/03/2002 12:37	
1,2-Dichloroethane-d4	86.2	76-114	%	04/03/2002 12:37	
Toluene-d8	92.7	88-110	%	04/03/2002 12:37	

Volatile Organic Compounds by 8260B (Low Level)

Batch QC report

Test Method: 8260B

Prep Method: 5030B

STL San Francisco
 1220 Quarry Lane
 Pleasanton, CA 94566

Method Blank

Water

QC Batch # 2002/04/04-01.07

MB: 2002/04/04-01.07-005

Date Extracted: 04/04/2002 12:57

 Tel 925 484 1919
 Fax 925 484 1096
 www.stl-inc.com
 www.chromalab.com

CA DHS ELAP#1094

Compound	Result	Rep.Limit	Unit	Analyzed	Flag
MTBE	ND	5.0	ug/L	04/04/2002 12:57	
Acetone	ND	50	ug/L	04/04/2002 12:57	
Benzene	ND	0.5	ug/L	04/04/2002 12:57	
Bromodichloromethane	ND	0.5	ug/L	04/04/2002 12:57	
Bromobenzene	ND	1.0	ug/L	04/04/2002 12:57	
Bromochloromethane	ND	1.0	ug/L	04/04/2002 12:57	
Bromoform	ND	0.5	ug/L	04/04/2002 12:57	
Bromomethane	ND	1.0	ug/L	04/04/2002 12:57	
2-Butanone(MEK)	ND	50	ug/L	04/04/2002 12:57	
n-Butylbenzene	ND	1.0	ug/L	04/04/2002 12:57	
sec-Butylbenzene	ND	1.0	ug/L	04/04/2002 12:57	
tert-Butylbenzene	ND	1.0	ug/L	04/04/2002 12:57	
Carbon disulfide	ND	5.0	ug/L	04/04/2002 12:57	
Carbon tetrachloride	ND	0.5	ug/L	04/04/2002 12:57	
Chlorobenzene	ND	0.5	ug/L	04/04/2002 12:57	
Chloroethane	ND	1.0	ug/L	04/04/2002 12:57	
2-Chloroethylvinyl ether	ND	5.0	ug/L	04/04/2002 12:57	
Chloroform	ND	1.0	ug/L	04/04/2002 12:57	
Chloromethane	ND	1.0	ug/L	04/04/2002 12:57	
2-Chlorotoluene	ND	0.5	ug/L	04/04/2002 12:57	
4-Chlorotoluene	ND	0.5	ug/L	04/04/2002 12:57	
Dibromochloromethane	ND	0.5	ug/L	04/04/2002 12:57	
1,2-Dichlorobenzene	ND	0.5	ug/L	04/04/2002 12:57	
1,3-Dichlorobenzene	ND	0.5	ug/L	04/04/2002 12:57	
1,4-Dichlorobenzene	ND	0.5	ug/L	04/04/2002 12:57	
1,3-Dichloropropane	ND	1.0	ug/L	04/04/2002 12:57	
2,2-Dichloropropane	ND	0.5	ug/L	04/04/2002 12:57	
1,1-Dichloropropene	ND	0.5	ug/L	04/04/2002 12:57	
1,2-Dibromo-3-chloropropane	ND	1.0	ug/L	04/04/2002 12:57	
1,2-Dibromoethane	ND	0.5	ug/L	04/04/2002 12:57	
Dibromomethane	ND	0.5	ug/L	04/04/2002 12:57	
Dichlorodifluoromethane	ND	0.5	ug/L	04/04/2002 12:57	
1,1-Dichloroethane	ND	0.5	ug/L	04/04/2002 12:57	
1,2-Dichloroethane	ND	0.5	ug/L	04/04/2002 12:57	
1,1-Dichloroethene	ND	0.5	ug/L	04/04/2002 12:57	
cis-1,2-Dichloroethene	ND	0.5	ug/L	04/04/2002 12:57	
trans-1,2-Dichloroethene	ND	0.5	ug/L	04/04/2002 12:57	
1,2-Dichloropropane	ND	0.5	ug/L	04/04/2002 12:57	
cis-1,3-Dichloropropene	ND	0.5	ug/L	04/04/2002 12:57	
trans-1,3-Dichloropropene	ND	0.5	ug/L	04/04/2002 12:57	
Ethylbenzene	ND	0.5	ug/L	04/04/2002 12:57	

Volatile Organic Compounds by 8260B (Low Level)

Batch QC report

Test Method: 8260B

Prep Method: 5030B

 STL San Francisco
 1220 Quarry Lane
 Pleasanton, CA 94566

Method Blank

Water

QC Batch # 2002/04/04-01.07

MB: 2002/04/04-01.07-005

Date Extracted: 04/04/2002 12:57

 Tel 925 484 1919
 Fax 925 484 1096
 www.stl-inc.com
 www.chromalab.com

CA DHS ELAP#1094

Compound	Result	Rep.Limit	Unit	Analyzed	Flag
Hexachlorobutadiene	ND	1.0	ug/L	04/04/2002 12:57	
2-Hexanone	ND	50	ug/L	04/04/2002 12:57	
Isopropylbenzene	ND	0.5	ug/L	04/04/2002 12:57	
p-Isopropyltoluene	ND	1.0	ug/L	04/04/2002 12:57	
Methylene chloride	ND	5.0	ug/L	04/04/2002 12:57	
4-Methyl-2-pentanone (MIBK)	ND	50	ug/L	04/04/2002 12:57	
Naphthalene	ND	1.0	ug/L	04/04/2002 12:57	
n-Propylbenzene	ND	1.0	ug/L	04/04/2002 12:57	
Styrene	ND	0.5	ug/L	04/04/2002 12:57	
1,1,1,2-Tetrachloroethane	ND	0.5	ug/L	04/04/2002 12:57	
1,1,2,2-Tetrachloroethane	ND	0.5	ug/L	04/04/2002 12:57	
Tetrachloroethene	ND	0.5	ug/L	04/04/2002 12:57	
Toluene	ND	0.5	ug/L	04/04/2002 12:57	
1,2,3-Trichlorobenzene	ND	1.0	ug/L	04/04/2002 12:57	
1,2,4-Trichlorobenzene	ND	1.0	ug/L	04/04/2002 12:57	
1,1,1-Trichloroethane	ND	0.5	ug/L	04/04/2002 12:57	
1,1,2-Trichloroethane	ND	0.5	ug/L	04/04/2002 12:57	
Trichloroethene	ND	0.5	ug/L	04/04/2002 12:57	
Trichlorofluoromethane	ND	1.0	ug/L	04/04/2002 12:57	
Trichlorotrifluoroethane	ND	0.5	ug/L	04/04/2002 12:57	
1,2,4-Trimethylbenzene	ND	0.5	ug/L	04/04/2002 12:57	
1,3,5-Trimethylbenzene	ND	0.5	ug/L	04/04/2002 12:57	
Vinyl acetate	ND	25	ug/L	04/04/2002 12:57	
Vinyl chloride	ND	0.5	ug/L	04/04/2002 12:57	
Total xylenes	ND	1.0	ug/L	04/04/2002 12:57	
Surrogate(s)					
4-Bromofluorobenzene	101.8	86-115	%	04/04/2002 12:57	
1,2-Dichloroethane-d4	93.8	76-114	%	04/04/2002 12:57	
Toluene-d8	98.8	88-110	%	04/04/2002 12:57	

Volatile Organic Compounds by 8260B (Low Level)

Batch QC report

Test Method: 8260B

Prep Method: 5030B

STL San Francisco
1220 Quarry Lane
Pleasanton, CA 94566

Laboratory Control Spike (LCS/LCSD) Water QC Batch # 2002/04/03-01.07
 LCS: 2002/04/03-01.07-002 Extracted: 04/03/2002 11:47 Analyzed: 04/03/2002 11:47
 LCSD: 2002/04/03-01.07-003 Extracted: 04/03/2002 12:11 Analyzed: 04/03/2002 12:11

Tel 925 484 1919
Fax 925 484 1096
www.stl-inc.com
www.chromalab.com

CA DHS ELAP#1094

Compound	Conc. [ug/L]		Exp.Conc. [ug/L]		Recovery		RPD	Ctrl.Limits [%]		Flags	
	LCS	LCSD	LCS	LCSD	LCS	LCSD	[%]	Recover	RPD	LCS	LCSD
Benzene	19.8	20.4	20.0	20.0	99.0	102.0	3.0	69-129	20		
Chlorobenzene	19.8	20.0	20.0	20.0	99.0	100.0	1.0	61-121	20		
1,1-Dichloroethene	19.0	18.7	20.0	20.0	95.0	93.5	1.6	65-125	20		
Toluene	20.3	20.2	20.0	20.0	101.5	101.0	0.5	70-130	20		
Trichloroethene	17.7	18.2	20.0	20.0	88.5	91.0	2.8	74-134	20		
Surrogate(s)											
4-Bromofluorobenzene	450	471	500	500	90.0	94.2		86-115			
1,2-Dichloroethane-d4	415	438	500	500	83.0	87.6		76-114			
Toluene-d8	445	448	500	500	89.0	89.6		88-110			

Volatile Organic Compounds by 8260B (Low Level)

Batch QC report

Test Method: 8260B

Prep Method: 5030B

STL San Francisco
1220 Quarry Lane
Pleasanton, CA 94566

Laboratory Control Spike (LCS/LCSD) Water QC Batch # 2002/04/04-01.07
 LCS: 2002/04/04-01.07-003 Extracted: 04/04/2002 12:10 Analyzed: 04/04/2002 12:10
 LCSD: 2002/04/04-01.07-004 Extracted: 04/04/2002 12:33 Analyzed: 04/04/2002 12:33

Tel 925 484 1919
Fax 925 484 1096
www.stl-inc.com
www.chromalab.com

CA DHS ELAP#1094

Compound	Conc. [ug/L]		Exp. Conc. [ug/L]		Recovery		RPD	Ctrl. Limits [%]			Flags	
	LCS	LCSD	LCS	LCSD	LCS	LCSD	[%]	Recover	RPD	LCS	LCSD	
Benzene	20.2	20.6	20.0	20.0	101.0	103.0	2.0	69-129	20			
Chlorobenzene	20.1	19.9	20.0	20.0	100.5	99.5	1.0	61-121	20			
1,1-Dichloroethene	19.7	18.1	20.0	20.0	98.5	90.5	8.5	65-125	20			
Toluene	20.7	20.5	20.0	20.0	103.5	102.5	1.0	70-130	20			
Trichloroethene	19.0	18.7	20.0	20.0	95.0	93.5	1.6	74-134	20			
Surrogate(s)												
4-Bromofluorobenzene	498	513	500	500	99.6	102.6		86-115				
1,2-Dichloroethane-d4	469	494	500	500	93.8	98.8		76-114				
Toluene-d8	490	497	500	500	98.0	99.4		88-110				

Volatile Organic Compounds by 8260B (Low Level)

Batch QC Report

Test Method: 8260B

Prep Method: 5030B

STL San Francisco
1220 Quarry Lane
Pleasanton, CA 94566

Matrix Spike (MS / MSD)	Water	QC Batch # 2002/04/04-01.07
Sample ID: EW-1 >> MS		Lab ID: 2002-03-0573-005
MS: 2002/04/04-01.07-007	Extracted: 04/04/2002 13:59	Analyzed: 04/04/2002 13:59
		Dilution: 1
MSD: 2002/04/04-01.07-008	Extracted: 04/04/2002 14:23	Analyzed: 04/04/2002 14:23
		Dilution: 1

Tel 925 484 1919
Fax 925 484 1096
www.stl-inc.com
www.chromalab.com

CA DHS ELAP#1094

Compound	Conc. [ug/L]			Exp.Conc. [ug/L]		Recovery [%]		RPD	Ctrl.Limits [%]		Flags	
	MS	MSD	Sample	MS	MSD	MS	MSD		Recovery	RPD	MS	MSD
Benzene	19.1	20.3	ND	20.0	20.0	95.5	101.5	6.1	69-129	20		
Chlorobenzene	19.0	20.2	ND	20.0	20.0	95.0	101.0	6.1	61-121	20		
1,1-Dichloroethen	17.1	18.6	ND	20.0	20.0	85.5	93.0	8.4	65-125	20		
Toluene	19.5	20.7	ND	20.0	20.0	97.5	103.5	6.0	70-130	20		
Trichloroethene	17.3	18.9	ND	20.0	20.0	86.5	94.5	8.8	74-134	20		
Surrogate(s)												
4-Bromofluoroben	515	493		500	500	103.	98.6		86-115			
1,2-Dichloroethan	454	454		500	500	90.9	90.8		76-114			
Toluene-d8	485	490		500	500	97.1	98.0		88-110			

Total Extractable Petroleum Hydrocarbons (TEPH)

URS-Santa Ana	✉ 2020 East 1st St Suite 400 Santa Ana, CA 92705
Attn: Scott Rowlands	Phone: (714) 648-2793 Fax: (714) 667-7147
	Project: Sears 1058

STL San Francisco
1220 Quarry Lane
Pleasanton, CA 94566

Tel 925 484 1919
Fax 925 484 1096
www.stl-inc.com
www.chromalab.com

CA DHS ELAP#1094

Samples Reported

Sample ID	Matrix	Date Sampled	Lab #
MW-4	Water	03/28/2002 10:48	1
MW-5	Water	03/28/2002 10:43	2
MW-9	Water	03/28/2002 11:20	3
MW-1	Water	03/28/2002 12:05	4
EW-1	Water	03/28/2002 13:06	5
DUP-1	Water	03/28/2002 13:26	6
MW-3	Water	03/28/2002 13:46	8

Total Extractable Petroleum Hydrocarbons (TEPH)

URS-Santa Ana
Attn: Scott Rowlands

Test Method: 8015M
Prep Method: 3510/8015M

STL San Francisco
1220 Quarry Lane
Pleasanton, CA 94566

Tel 925 484 1919
Fax 925 484 1096
www.stl-inc.com
www.chromalab.com

CA DHS ELAP#1094

Sample ID: MW-4	Lab Sample ID: 2002-03-0573-001
Project: Sears 1058	Received: 03/28/2002 16:55
Sampled: 03/28/2002 10:48	Extracted: 04/02/2002 13:38
Matrix: Water	QC-Batch: 2002/04/02-02.10

Compound	Result	Rep.Limit	Units	Dilution	Analyzed	Flag
Diesel	ND	50	ug/L	1.00	04/03/2002 17:56	
Motor Oil	ND	500	ug/L	1.00	04/03/2002 17:56	
Surrogate(s) o-Terphenyl	105.1	60-130	%	1.00	04/03/2002 17:56	

Total Extractable Petroleum Hydrocarbons (TEPH)

URS-Santa Ana
Attn: Scott Rowlands

Test Method: 8015M
Prep Method: 3510/8015M

STL San Francisco
1220 Quarry Lane
Pleasanton, CA 94566

Tel 925 484 1919
Fax 925 484 1096
www.stl-inc.com
www.chromalab.com

CA DHS ELAP#1094

Sample ID: MW-5	Lab Sample ID: 2002-03-0573-002
Project: Sears 1058	Received: 03/28/2002 16:55
Sampled: 03/28/2002 10:43	Extracted: 04/02/2002 13:38
Matrix: Water	QC-Batch: 2002/04/02-02.10

Compound	Result	Rep.Limit	Units	Dilution	Analyzed	Flag
Diesel	ND	50	ug/L	1.00	04/03/2002 18:21	
Motor Oil	ND	500	ug/L	1.00	04/03/2002 18:21	
Surrogate(s)						
o-Terphenyl	95.4	60-130	%	1.00	04/03/2002 18:21	

Total Extractable Petroleum Hydrocarbons (TEPH)

URS-Santa Ana
Attn: Scott Rowlands

Test Method: 8015M
Prep Method: 3510/8015M

STL San Francisco
1220 Quarry Lane
Pleasanton, CA 94566

Tel 925 484 1919
Fax 925 484 1096
www.stl-inc.com
www.chromalab.com

CA DHS ELAP#1094

Sample ID: MW-9	Lab Sample ID: 2002-03-0573-003
Project: Sears 1058	Received: 03/28/2002 16:55
Sampled: 03/28/2002 11:20	Extracted: 04/02/2002 13:38
Matrix: Water	QC-Batch: 2002/04/02-02.10

Compound	Result	Rep.Limit	Units	Dilution	Analyzed	Flag
Diesel	60	50	ug/L	1.00	04/03/2002 19:46	ndp
Motor Oil	ND	500	ug/L	1.00	04/03/2002 19:46	
Surrogate(s) o-Terphenyl	99.1	60-130	%	1.00	04/03/2002 19:46	

Submission #: 2002-03-0573



Total Extractable Petroleum Hydrocarbons (TEPH)

URS-Santa Ana
Attn: Scott Rowlands

Test Method: 8015M
Prep Method: 3510/8015M

STL San Francisco
1220 Quarry Lane
Pleasanton, CA 94566

Tel 925 484 1919
Fax 925 484 1096
www.stl-inc.com
www.chromalab.com

CA DHS ELAP#1094

Sample ID: MW-1	Lab Sample ID: 2002-03-0573-004
Project: Sears 1058	Received: 03/28/2002 16:55
	Extracted: 04/02/2002 13:38
Sampled: 03/28/2002 12:05	QC-Batch: 2002/04/02-02.10
Matrix: Water	

Compound	Result	Rep.Limit	Units	Dilution	Analyzed	Flag
Diesel	92	50	ug/L	1.00	04/03/2002 19:46	ndp
Motor Oil	ND	500	ug/L	1.00	04/03/2002 19:46	
Surrogate(s)						
o-Terphenyl	81.5	60-130	%	1.00	04/03/2002 19:46	

Submission #: 2002-03-0573



Total Extractable Petroleum Hydrocarbons (TEPH)

URS-Santa Ana
Attn: Scott Rowlands

Test Method: 8015M
Prep Method: 3510/8015M

STL San Francisco
1220 Quarry Lane
Pleasanton, CA 94566

Tel 925 484 1919
Fax 925 484 1096
www.stl-inc.com
www.chromalab.com

CA DHS ELAP#1094

Sample ID: EW-1	Lab Sample ID: 2002-03-0573-005
Project: Sears 1058	Received: 03/28/2002 16:55
Sampled: 03/28/2002 13:06	Extracted: 04/02/2002 13:38
Matrix: Water	QC-Batch: 2002/04/02-02.10

Compound	Result	Rep.Limit	Units	Dilution	Analyzed	Flag
Diesel	710	50	ug/L	1.00	04/03/2002 18:21	ndp
Motor Oil	ND	500	ug/L	1.00	04/03/2002 18:21	
<i>Surrogate(s)</i> o-Terphenyl	96.2	60-130	%	1.00	04/03/2002 18:21	

Total Extractable Petroleum Hydrocarbons (TEPH)

URS-Santa Ana
Attn: Scott Rowlands

Test Method: 8015M
Prep Method: 3510/8015M

STL San Francisco
1220 Quarry Lane
Pleasanton, CA 94566

Tel 925 484 1919
Fax 925 484 1096
www.stl-inc.com
www.chromalab.com

CA DHS ELAP#1094

Sample ID: DUP-1	Lab Sample ID: 2002-03-0573-006
Project: Sears 1058	Received: 03/28/2002 16:55
Sampled: 03/28/2002 13:26	Extracted: 04/02/2002 13:38
Matrix: Water	QC-Batch: 2002/04/02-02.10

Compound	Result	Rep.Limit	Units	Dilution	Analyzed	Flag
Diesel	510	50	ug/L	1.00	04/03/2002 19:09	ndp
Motor Oil	ND	500	ug/L	1.00	04/03/2002 19:09	
Surrogate(s) o-Terphenyl	92.5	60-130	%	1.00	04/03/2002 19:09	

Total Extractable Petroleum Hydrocarbons (TEPH)

URS-Santa Ana
Attn: Scott Rowlands

Test Method: 8015M
Prep Method: 3510/8015M

STL San Francisco
1220 Quarry Lane
Pleasanton, CA 94566

Tel 925 484 1919
Fax 925 484 1096
www.stl-inc.com
www.chromalab.com

CA DHS ELAP#1094

Sample ID: MW-3	Lab Sample ID: 2002-03-0573-008
Project: Sears 1058	Received: 03/28/2002 16:55
Sampled: 03/28/2002 13:46	Extracted: 04/02/2002 13:38
Matrix: Water	QC-Batch: 2002/04/02-02.10

Compound	Result	Rep.Limit	Units	Dilution	Analyzed	Flag
Diesel	640	50	ug/L	1.00	04/03/2002 18:31	ndp
Motor Oil	950	500	ug/L	1.00	04/03/2002 18:31	
Surrogate(s)						
o-Terphenyl	96.3	60-130	%	1.00	04/03/2002 18:31	



Total Extractable Petroleum Hydrocarbons (TEPH)

Batch QC report

Test Method: 8015M

Prep Method: 3510/8015
M

STL San Francisco
1220 Quarry Lane
Pleasanton, CA 94566

Tel 925 484 1919
Fax 925 484 1096
www.stl-inc.com
www.chromalab.com

CA DHS ELAP#1094

Method Blank	Water	QC Batch # 2002/04/02-02.10
MB: 2002/04/02-02.10-003		Date Extracted: 04/02/2002 13:38

Compound	Result	Rep.Limit	Unit	Analyzed	Flag
Diesel	ND	50	ug/L	04/03/2002 05:45	
Motor Oil	ND	500	ug/L	04/03/2002 05:45	
Surrogate(s)					
o-Terphenyl	97.5	60-130	%	04/03/2002 05:45	

Total Extractable Petroleum Hydrocarbons (TEPH)

Batch QC report

Test Method: 8015M

Prep Method: 3510/8015M

Laboratory Control Spike (LCS/LCSD) Water QC Batch # 2002/04/02-02.10
 LCS: 2002/04/02-02.10-001 Extracted: 04/02/2002 13:38 Analyzed: 04/03/2002 05:45
 LCSD: 2002/04/02-02.10-002 Extracted: 04/02/2002 13:38 Analyzed: 04/03/2002 06:24

STL San Francisco
 1220 Quarry Lane
 Pleasanton, CA 94566

Tel 925 484 1919
 Fax 925 484 1096
 www.stl-inc.com
 www.chromalab.com

CA DHS ELAP#1094

Compound	Conc. [ug/L]		Exp.Conc. [ug/L]		Recovery		RPD	Ctrl.Limits [%]		Flags	
	LCS	LCSD	LCS	LCSD	LCS	LCSD	[%]	Recover	RPD	LCS	LCSD
Diesel	1290	1350	1250	1250	103.2	108.0	4.5	60-130	25		
Surrogate(s)											
o-Terphenyl	20.6	21.7	20.0	20.0	103.0	108.3		60-130	0		

Submission #: 2002-03-0573



Total Extractable Petroleum Hydrocarbons (TEPH)

Legend & Notes

Test Method: 8015M

Prep Method: 3510/8015M

Analyte Flags

ndp

Hydrocarbon reported does not match the pattern of our Diesel standard

STL San Francisco
1220 Quarry Lane
Pleasanton, CA 94566

Tel 925 484 1919
Fax 925 484 1096
www.stl-inc.com
www.chromalab.com

CA DHS ELAP#1094

Gasoline

URS-Santa Ana	☐ 2020 East 1st St Suite 400 Santa Ana, CA 92705
Attn: Scott Rowlands	Phone: (714) 648-2793 Fax: (714) 667-7147
	Project: Sears 1058

STL San Francisco
1220 Quarry Lane
Pleasanton, CA 94566

Tel 925 484 1919
Fax 925 484 1096
www.stl-inc.com
www.chromalab.com

CA DHS ELAP#1094

Samples Reported

Sample ID	Matrix	Date Sampled	Lab #
MW-4	Water	03/28/2002 10:48	1
MW-5	Water	03/28/2002 10:43	2
MW-9	Water	03/28/2002 11:20	3
MW-1	Water	03/28/2002 12:05	4
EW-1	Water	03/28/2002 13:06	5
DUP-1	Water	03/28/2002 13:26	6
EB-1	Water	03/28/2002 13:30	7
MW-3	Water	03/28/2002 13:46	8

Submission #: 2002-03-0573



Gasoline

URS-Santa Ana
Attn: Scott Rowlands

Test Method: 8015M
Prep Method: 5030

STL San Francisco
1220 Quarry Lane
Pleasanton, CA 94566

Tel 925 484 1919
Fax 925 484 1096
www.stl-inc.com
www.chromalab.com
CA DHS ELAP#1094

Sample ID: MW-4	Lab Sample ID: 2002-03-0573-001
Project: Sears 1058	Received: 03/28/2002 16:55
Sampled: 03/28/2002 10:48	Extracted: 04/01/2002 21:54
Matrix: Water	QC-Batch: 2002/04/01-01.05

Compound	Result	Rep.Limit	Units	Dilution	Analyzed	Flag
Gasoline	ND	50	ug/L	1.00	04/01/2002 21:54	
Surrogate(s) 4-Bromofluorobenzene-FID	72.6	50-150	%	1.00	04/01/2002 21:54	

Gasoline

URS-Santa Ana
Attn: Scott Rowlands

Test Method: 8015M
Prep Method: 5030

STL San Francisco
1220 Quarry Lane
Pleasanton, CA 94566

Tel 925 484 1919
Fax 925 484 1096
www.stl-inc.com
www.chromalab.com

CA DHS ELAP#1094

Sample ID: MW-5	Lab Sample ID: 2002-03-0573-002
Project: Sears 1058	Received: 03/28/2002 16:55
Sampled: 03/28/2002 10:43	Extracted: 04/01/2002 23:30
Matrix: Water	QC-Batch: 2002/04/01-01.05

Compound	Result	Rep.Limit	Units	Dilution	Analyzed	Flag
Gasoline	ND	50	ug/L	1.00	04/01/2002 23:30	
<i>Surrogate(s)</i>						
4-Bromofluorobenzene-FID	80.4	50-150	%	1.00	04/01/2002 23:30	



Gasoline

URS-Santa Ana
Attn: Scott Rowlands

Test Method: 8015M
Prep Method: 5030

STL San Francisco
1220 Quarry Lane
Pleasanton, CA 94566

Tel 925 484 1919
Fax 925 484 1096
www.stl-inc.com
www.chromalab.com

CA DHS ELAP#1094

Sample ID: MW-9	Lab Sample ID: 2002-03-0573-003
Project: Sears 1058	Received: 03/28/2002 16:55
Sampled: 03/28/2002 11:20	Extracted: 04/02/2002 00:02
Matrix: Water	QC-Batch: 2002/04/01-01.05

Compound	Result	Rep.Limit	Units	Dilution	Analyzed	Flag
Gasoline	55	50	ug/L	1.00	04/02/2002 00:02	g g
Surrogate(s)						
4-Bromofluorobenzene-FID	84.7	50-150	%	1.00	04/02/2002 00:02	

Submission #: 2002-03-0573

Gasoline

URS-Santa Ana
Attn: Scott Rowlands

Test Method: 8015M
Prep Method: 5030

**SEVERN
TRENT
SERVICES**

STL San Francisco
1220 Quarry Lane
Pleasanton, CA 94566

Tel 925 484 1919
Fax 925 484 1096
www.stl-inc.com
www.chromalab.com

CA DHS ELAP#1094

Sample ID: MW-1	Lab Sample ID: 2002-03-0573-004
Project: Sears 1058	Received: 03/28/2002 16:55
	Extracted: 04/02/2002 00:34
Sampled: 03/28/2002 12:05	QC-Batch: 2002/04/01-01.05
Matrix: Water	

Compound	Result	Rep.Limit	Units	Dilution	Analyzed	Flag
Gasoline	120	50	ug/L	1.00	04/02/2002 00:34	g
<i>Surrogate(s)</i>						
4-Bromofluorobenzene-FID	81.5	50-150	%	1.00	04/02/2002 00:34	

Submission #: 2002-03-0573



Gasoline

URS-Santa Ana
Attn: Scott Rowlands

Test Method: 8015M
Prep Method: 5030

STL San Francisco
1220 Quarry Lane
Pleasanton, CA 94566

Tel 925 484 1919
Fax 925 484 1096
www.stl-inc.com
www.chromalab.com

CA DHS ELAP#1094

Sample ID: EW-1	Lab Sample ID: 2002-03-0573-005
Project: Sears 1058	Received: 03/28/2002 16:55
Sampled: 03/28/2002 13:06	Extracted: 04/02/2002 01:05
Matrix: Water	QC-Batch: 2002/04/01-01.02

Compound	Result	Rep.Limit	Units	Dilution	Analyzed	Flag
Gasoline	930	500	ug/L	10.00	04/02/2002 01:05	g
<i>Surrogate(s)</i>						
4-Bromofluorobenzene-FID	98.4	50-150	%	10.00	04/02/2002 01:05	

Submission #: 2002-03-0573

Gasoline

URS-Santa Ana
Attn: Scott Rowlands

Test Method: 8015M
Prep Method: 5030



STL San Francisco
1220 Quarry Lane
Pleasanton, CA 94566

Tel 925 484 1919
Fax 925 484 1096
www.stl-inc.com
www.chromalab.com

CA DHS ELAP#1094

Sample ID: DUP-1	Lab Sample ID: 2002-03-0573-006
Project: Sears 1058	Received: 03/28/2002 16:55
	Extracted: 04/02/2002 01:06
Sampled: 03/28/2002 13:26	QC-Batch: 2002/04/01-01.05
Matrix: Water	

Compound	Result	Rep.Limit	Units	Dilution	Analyzed	Flag
Gasoline	800	50	ug/L	1.00	04/02/2002 01:06	g
<i>Surrogate(s)</i> 4-Bromofluorobenzene-FID	78.6	50-150	%	1.00	04/02/2002 01:06	

Submission #: 2002-03-0573



Gasoline

URS-Santa Ana
Attn: Scott Rowlands

Test Method: 8015M
Prep Method: 5030

STL San Francisco
1220 Quarry Lane
Pleasanton, CA 94566

Tel 925 484 1919
Fax 925 484 1096
www.stl-inc.com
www.chromalab.com

CA DHS ELAP#1094

Sample ID: EB-1	Lab Sample ID: 2002-03-0573-007
Project: Sears 1058	Received: 03/28/2002 16:55
Sampled: 03/28/2002 13:30	Extracted: 04/02/2002 01:38
Matrix: Water	QC-Batch: 2002/04/01-01.05

Compound	Result	Rep.Limit	Units	Dilution	Analyzed	Flag
Gasoline	ND	50	ug/L	1.00	04/02/2002 01:38	
<i>Surrogate(s)</i> 4-Bromofluorobenzene-FID	75.0	50-150	%	1.00	04/02/2002 01:38	

Submission #: 2002-03-0573



Gasoline

URS-Santa Ana
Attn: Scott Rowlands

Test Method: 8015M
Prep Method: 5030

STL San Francisco
1220 Quarry Lane
Pleasanton, CA 94566

Tel 925 484 1919
Fax 925 484 1096
www.stl-inc.com
www.chromalab.com

CA DHS ELAP#1094

Sample ID: MW-3	Lab Sample ID: 2002-03-0573-008
Project: Sears 1058	Received: 03/28/2002 16:55
	Extracted: 04/02/2002 10:50
Sampled: 03/28/2002 13:46	QC-Batch: 2002/04/02-01.05
Matrix: Water	

Compound	Result	Rep.Limit	Units	Dilution	Analyzed	Flag
Gasoline	800	50	ug/L	1.00	04/02/2002 10:50	g
<i>Surrogate(s)</i>						
4-Bromofluorobenzene-FID	80.8	50-150	%	1.00	04/02/2002 10:50	



Gasoline

Batch QC report

Test Method: 8015M

Prep Method: 5030

Method Blank	Water	QC Batch # 2002/04/01-01.05
MB: 2002/04/01-01.05-002		Date Extracted: 04/01/2002 10:36

STL San Francisco
1220 Quarry Lane
Pleasanton, CA 94566

Tel 925 484 1919
Fax 925 484 1096
www.stl-inc.com
www.chromalab.com

CA DHS ELAP#1094

Compound	Result	Rep.Limit	Unit	Analyzed	Flag
Gasoline	ND	50	ug/L	04/01/2002 10:36	
<i>Surrogate(s)</i> 4-Bromofluorobenzene-FID	83.5	50-150	%	04/01/2002 10:36	

Gasoline
Batch QC report

Test Method: 8015M

Prep Method: 5030

STL San Francisco
1220 Quarry Lane
Pleasanton, CA 94566

Method Blank	Water	QC Batch # 2002/04/02-01.05
MB: 2002/04/02-01.05-002		Date Extracted: 04/02/2002 08:48

Tel 925 484 1919
Fax 925 484 1096
www.stl-inc.com
www.chromalab.com

CA DHS ELAP#1094

Compound	Result	Rep.Limit	Unit	Analyzed	Flag
Gasoline	ND	50	ug/L	04/02/2002 08:48	
Surrogate(s)					
4-Bromofluorobenzene-FID	87.9	50-150	%	04/02/2002 08:48	

Gasoline

Batch QC report

Test Method: 8015M

Prep Method: 5030

STL San Francisco
1220 Quarry Lane
Pleasanton, CA 94566

Laboratory Control Spike (LCS/LCSD) Water QC Batch # 2002/04/01-01.05
 LCS: 2002/04/01-01.05-016 Extracted: 04/01/2002 11:08 Analyzed: 04/01/2002 11:08
 LCSD: 2002/04/01-01.05-004 Extracted: 04/01/2002 11:40 Analyzed: 04/01/2002 11:40

Tel 925 484 1919
Fax 925 484 1096
www.stl-inc.com
www.chromalab.com

CA DHS ELAP#1094

Compound	Conc. [ug/L]		Exp.Conc. [ug/L]		Recovery		RPD	Ctrl.Limits [%]		Flags	
	LCS	LCSD	LCS	LCSD	LCS	LCSD	[%]	Recover	RPD	LCS	LCSD
Gasoline	423	477	500	500	84.6	95.4	12.0	75-125	20		
Surrogate(s)											
4-Bromofluorobenzene	432	448	500	500	86.4	89.6		50-150	0		



Gasoline
Batch QC report

Test Method: 8015M

Prep Method: 5030

STL San Francisco
1220 Quarry Lane
Pleasanton, CA 94566

Tel 925 484 1919
Fax 925 484 1096
www.stl-inc.com
www.chromalab.com

CA DHS ELAP#1094

Laboratory Control Spike (LCS/LCSD) Water QC Batch # 2002/04/01-01.02
 LCS: 2002/04/01-01.02-007 Extracted: 04/01/2002 13:05 Analyzed: 04/01/2002 13:05
 LCSD: 2002/04/01-01.02-008 Extracted: 04/01/2002 13:36 Analyzed: 04/01/2002 13:36

Compound	Conc. [ug/L]		Exp.Conc. [ug/L]		Recovery		RPD	Ctrl.Limits [%]		Flags	
	LCS	LCSD	LCS	LCSD	LCS	LCSD	[%]	Recover	RPD	LCS	LCSD
Gasoline	539	527	500	500	107.8	105.4	2.3	75-125	20		
Surrogate(s)											
4-Bromofluorobenzene	546	527	500	500	109.2	105.4		50-150			

Gasoline
Batch QC report

Test Method: 8015M

Prep Method: 5030

STL San Francisco
1220 Quarry Lane
Pleasanton, CA 94566

Laboratory Control Spike (LCS/LCSD) Water QC Batch # 2002/04/02-01.05
 LCS: 2002/04/02-01.05-003 Extracted: 04/02/2002 09:20 Analyzed: 04/02/2002 09:20
 LCSD: 2002/04/02-01.05-004 Extracted: 04/02/2002 09:52 Analyzed: 04/02/2002 09:52

Tel 925 484 1919
Fax 925 484 1096
www.stl-inc.com
www.chromalab.com

CA DHS ELAP#1094

Compound	Conc. [ug/L]		Exp.Conc. [ug/L]		Recovery		RPD	Ctrl.Limits [%]		Flags	
	LCS	LCSD	LCS	LCSD	LCS	LCSD	[%]	Recover	RPD	LCS	LCSD
Gasoline	508	484	500	500	101.6	96.8	4.8	75-125	20		
Surrogate(s)											
4-Bromofluorobenzene	477	436	500	500	95.4	87.2		50-150			

Gasoline

Batch QC Report

Test Method: 8015M

Prep Method: 5030

STL San Francisco
1220 Quarry Lane
Pleasanton, CA 94566

Tel 925 484 1919
Fax 925 484 1096
www.stl-inc.com
www.chromalab.com

CA DHS ELAP#1094

Matrix Spike (MS / MSD)	Water	QC Batch # 2002/04/01-01.05
Sample ID: MW-4 >> MS		Lab ID: 2002-03-0573-001
MS: 2002/04/01-01.05-014	Extracted: 04/01/2002 22:26	Analyzed: 04/01/2002 22:26
		Dilution: 1
MSD: 2002/04/01-01.05-015	Extracted: 04/01/2002 22:58	Analyzed: 04/01/2002 22:58
		Dilution: 1

Compound	Conc. [ug/L]			Exp. Conc. [ug/L] Recovery [%]				RPD	Ctrl. Limits [%]		Flags	
	MS	MSD	Sample	MS	MSD	MS	MSD		[%]	Recovery	RPD	MS
Gasoline	425	475	ND	500	500	85.0	95.0	11.1	65-135	20		
Surrogate(s)												
4-Bromofluoroben	383	445		500	500	76.6	89.0		50-150			

Gasoline
Batch QC Report

Test Method: 8015M

Prep Method: 5030

STL San Francisco
1220 Quarry Lane
Pleasanton, CA 94566

Matrix Spike (MS / MSD)	Water	QC Batch # 2002/04/02-01.05
Sample ID: MW-3 >> MS		Lab ID: 2002-03-0573-008
MS: 2002/04/02-01.05-007	Extracted: 04/02/2002 18:21	Analyzed: 04/02/2002 18:21
		Dilution: 1
MSD: 2002/04/02-01.05-008	Extracted: 04/02/2002 18:53	Analyzed: 04/02/2002 18:53
		Dilution: 1

Tel 925 484 1919
Fax 925 484 1096
www.stl-inc.com
www.chromalab.com

CA DHS ELAP#1094

Compound	Conc. [ug/L]			Exp.Conc. [ug/L] Recovery [%]				RPD	Ctrl.Limits [%]		Flags	
	MS	MSD	Sample	MS	MSD	MS	MSD		[%]	Recovery	RPD	MS
Gasoline	1240	1220	802	500	500	87.6	83.6	4.7	65-135	20		
Surrogate(s)												
4-Bromofluoroben	471	459		500	500	94.3	91.8		50-150			

Submission #: 2002-03-0573



Gasoline

Legend & Notes

Test Method: 8015M

Prep Method: 5030

STL San Francisco
1220 Quarry Lane
Pleasanton, CA 94566

Tel 925 484 1919
Fax 925 484 1096
www.stl-inc.com
www.chromalab.com

Analyte Flags

9

Hydrocarbon reported in the gasoline range does not match our gasoline standard

CA DHS ELAP#1094

Chain of Custody Record

2002-03-0573

**SEVERN
TRENT
SERVICES**

Severn Trent Laboratories, Inc.

65552

STL-4124 (0700)

Client VRS Corp		Project Manager Scott Rowlands		Date 3/28/02	Chain of Custody Number 050233
Address 2020 EAST 1st Street		Telephone Number (Area Code)/Fax Number (714) 835-6884		Lab Number	Page 1 of 2
City Santa Ana	State Ca	Zip Code 92705	Site Contact Joe	Lab Contact Alsaueh	Analysis (Attach list if more space is needed)
Project Name and Location (State) SEARS 1058		Carrier/Waybill Number			
Contract/Purchase Order/Quote No.					

Sample I.D. No. and Description (Containers for each sample may be combined on one line)	Date	Time	Matrix				Containers & Preservatives						Special Instructions/ Conditions of Receipt					
			Air	Aqueous	Sed.	Soil	Unpres.	H2SO4	HNO3	HCl	NaOH	ZnAc/NaOH						
MW-4	3/28/02	1048		X														
MW-4		1048		X														
MW-5		1043		X														
MW-5		1043		X														
MW-9		1120		X														
MW-9		1120		X														
MW-1		1205		X														
MW-1		1205		X														
EW-1		1306		X														
EW-1		1306		X														
Dupl		1326		X														
Dupl		1326		X														4.9°C

Possible Hazard Identification		Sample Disposal		(A fee may be assessed if samples are retained longer than 3 months)	
<input checked="" type="checkbox"/> Non-Hazard	<input type="checkbox"/> Flammable	<input type="checkbox"/> Skin Irritant	<input type="checkbox"/> Poison B	<input type="checkbox"/> Unknown	<input type="checkbox"/> Return To Client
Turn Around Time Required		QC Requirements (Specify)		Archive For _____ Months	
<input type="checkbox"/> 24 Hours	<input type="checkbox"/> 48 Hours	<input type="checkbox"/> 7 Days	<input type="checkbox"/> 14 Days	<input type="checkbox"/> 21 Days	<input checked="" type="checkbox"/> Other NORMA SEARS
1. Relinquished By [Signature]		Date 3/28/02	Time 1456	1. Received By SAS Mike - World Carrier	
2. Relinquished By SAS Mike		Date	Time	2. Received By	
3. Relinquished By		Date	Time	3. Received By Denise Harrington STL-SF	

Sample Receipt Checklist

STL San Francisco

Client Name: URS - Santa Ana

Date/Time Received: 3/28/02 @ 1655

Reference/Subm #: 2002-03-0573

Received by: Denise Harmon

Checklist completed by: Denise Harmon 3/29/02
Signature | Date

Reviewed By: _____
Initial/Date

Matrix: Soil Water Other _____

Carrier name: Client - STL SF - World

- Shipping container/cooler in good condition? Yes ___ No ___ Not Present ___
- Custody seals intact on shipping container/cooler? Yes ___ No ___ Not Present ___
- Custody seals intact on sample bottles? Yes ___ No ___ Not Present ___
- Chain of custody present? Yes ___ No ___
- Chain of custody signed when relinquished and received? Yes ___ No ___
- Chain of custody agrees with sample labels? Yes ___ No ___
- Samples in proper container/bottle? Yes ___ No ___
- Sample containers intact? Yes ___ No ___
- Sufficient sample volume for indicated test? Yes ___ No ___
- All samples received within holding time? Yes ___ No ___
- Container/Temp Blank temperature in compliance? Temp: _____ °C Yes ___ No ___
- Water - VOA vials have zero headspace? No VOA vials submitted ___ Yes ___ No ___
- Water - pH acceptable upon receipt? Yes No Checked by VOA chemist
- pH adjusted - Preservative used: HNO₃ HCl H₂SO₄ NaOH ZnOAc Lot#(s) _____

Any No and/or NA (not applicable) response must be detailed in the comments section below.

Client contacted: _____ Date contacted: _____ Person contacted: _____

Contacted by: _____ Regarding: _____

Comments: no ampers rec'd for EB-1; not logged in for TEPH.

Corrective Action: _____

APPENDIX C

URS DATA VALIDATION REPORTS

Level III Data Validation Summary

PROJECT: Sears Oakland 1058
LABORATORY: Severn Trent Laboratories, Inc. (STL - San Francisco)
MATRIX: Groundwater
LAB PROJECT #: 2002-03-0573
SAMPLES: See table below

Field ID	QC Designations	Lab ID	TPH-Gasoline	TEPH-Diesel, TEPH-Motor Oil	VOCs
MW-4		2002-03-0573-1	X	X	X
MW-5		2002-03-0573-2	X	X	X
MW-9		2002-03-0573-3	X	X	X
MW-1		2002-03-0573-4	X	X	X
EW-1		2002-03-0573-5	X	X	X
Dup-1	Field duplicate of EW-1	2002-03-0573-6	X	X	X
EB-1	Equipment blank	2002-03-0573-7	X		X
MW-3		2002-03-0573-8	X	X	X

VOCs = Volatile Organic Compounds
 TPH= Total Petroleum Hydrocarbons
 TEPH = Total Extractable Petroleum Hydrocarbons
 STL – San Francisco is certified by California Department of Health Services (Certificate Number 1094)

DATA REVIEW MATRIX

QC Parameter	TPH-Gasoline EPA 5030/8015M	TEPH-Diesel, TEPH-Motor Oil 3510/8015M	VOCs EPA 5030B/8260B
Chain-of-custody (COC)	✓ (1)	✓ (2)	✓
Sample Receipt	✓	✓	✓
Holding Times	✓	✓	✓
Method Blank	✓	✓	✓
Surrogate Recovery	✓	✓	✓
Laboratory Control Sample	✓	✓	✓
Matrix Spike	✓ (3)	NR	✓ (4)
Duplicate or Spike Duplicate	✓	NR	✓
Field Duplicate	✓	✓	✓
Equipment Blank	✓	NA	✓
Trip Blank	NC	NC	NC

✓ = Quality control evaluation criteria were met.
 Laboratory control samples were prepared in duplicate.
 NA = Not Applicable or Not Analyzed NR = None Reported or Not Requested NP = Not Provided NC = Not Collected

Notes:

- The case narrative indicated that the hydrocarbon reported in the gasoline range did not match laboratory's gasoline standard.
- The case narrative indicated that the hydrocarbon reported in the diesel range did not match the pattern of laboratory's diesel standard.
- MS/MSD was conducted on samples MW-4, and MW-3. The results were within acceptance criterion.
- MS/MSD was conducted on sample EW-1. The results were within acceptance criterion.

Summary: Based on this Level III validation covering the QC parameters listed in the table above, these data are considered to be useable for meeting project objectives without qualification. However, the data user must evaluate the ultimate usability of the data obtained based on the reporting limits obtained. The table below lists the detection limits obtained for undiluted samples.

Analyte	Detection Limits Obtained
Gasoline Range TPH	50
Diesel Range TEPH	50
Motor Oil Range TEPH	500
VOCs	0.5 to 50
MTBE	5

Aqueous units are micrograms per liter ($\mu\text{g/L}$).

Samples did not require dilution for the analyses performed.