

**RECEIVED**

By Alameda County Environmental Health at 4:47 pm, Jul 01, 2013



76 Broadway  
Sacramento, California 95818

January 27, 2011

Ms. Barbara Jakub  
Alameda County Environmental Health  
1131 Harbor Bay Parkway  
Alameda, CA 94502

Re: **Semi-Annual Monitoring Report Transmittal  
Fourth Quarter 2010  
76 Service Station #3292  
15008 East 14<sup>th</sup> Street  
San Leandro, California**

**Case No. # RO0000366**

Dear Ms. Jakub:

I declare under penalty of perjury that the information and/or recommendations contained in the attached document or report is true and correct to the best of my knowledge.

If you have any questions or need additional information, please call:

Ted Moise (Contractor)  
ConocoPhillips  
Risk Management & Remediation  
76 Broadway  
Sacramento, CA 95818

Phone: (510) 245-5162  
Fax: (918) 662-4480  
[Ted.Moise@contractor.conocophillips.com](mailto:Ted.Moise@contractor.conocophillips.com)

Sincerely,

A handwritten signature in black ink, appearing to read "Eric G. Hetrick". The signature is stylized and somewhat cursive.

Eric G. Hetrick  
Site Manager  
Risk Management & Remediation

Attachment

# *Semi-Annual Monitoring Report Fourth Quarter 2010*

*76 Service Station No. 3292  
15008 East 14th Street  
San Leandro, CA*

*Antea Group Project No. C1Q3294704  
January 18, 2011*

*Prepared for:*  
**Ms. Barbara Jakub**  
Alameda County Health  
Care Services  
1131 Harbor Bay Parkway  
Alameda, California 94502

*Prepared by:*  
**Antea™ Group**  
312 Piercy Road  
San Jose, CA 95138

# ***Semi-Annual Monitoring Report***

## ***Fourth Quarter 2010***

*76 Service Station 3292*

*15008 East 14th Street, San Leandro, CA*

### **1.0 INTRODUCTION**

---

Antea Group formerly Delta Consultants (Delta) is pleased to submit this Semi-Annual Monitoring Report, Fourth Quarter 2010 for the referenced site in San Leandro, CA (**Figure 1**). The subject site is an active, “76”-branded gasoline station on the corner of East 14<sup>th</sup> Street and 150<sup>th</sup> Avenue. Northern and western corners of this intersection used to be occupied by a Mobil service station and a Phillips service station, and are currently occupied by a commercial building and Quality Tune Up service station, respectively. Current 76 Service Station facilities include a station building with 3 service bays, four dispenser islands under two separate canopies, two underground storage tanks (USTs), and a waste oil UST behind the station building. The USTs are located on the western corner of the site.

This report summarizes the data obtained from the most recent groundwater monitoring event completed on December 21, 2010. Included in the attached report are groundwater flow contours and trends, contaminant concentration maps and graphs, and historical data tables. This report has received a technical review by Mr. Lee Dooley, California Certified Hydrogeologist #183.

#### **Work Performed During the Third/Fourth Quarter of 2010**

- TRC performed the fourth quarter 2010 monitoring and sampling event and prepared a semi-annual monitoring report.
- Antea Group submitted the Semi-annual Groundwater Monitoring Report 2010 – January through June.

#### **Work Proposed for the First/Second Quarter of 2011**

- TRC to conduct the second quarter 2011 groundwater monitoring and sampling event and prepare a semi-annual monitoring report.
- Antea Group to prepare and submit the Fourth Quarter 2010 Semi-Annual Monitoring Report.

## PROJECT STATUS

---

|  |   |
|--|---|
| Current phase of project:  | Semi-annual groundwater monitoring (2Q, 4Q)   |
| Local Oversight Program (LOP) – Lead agency for cleanup oversight:       | Alameda County Health Care Services (Case #RO366)                                       |
| Secondary agency(s):   | San Francisco Bay RWQCB (Case #01-1575)   |
| Monitoring well gauging schedule:  | Semi-annual (2Q, 4Q): All wells   |
| Monitoring well sampling schedule:                                       | Semi-annual (2Q, 4Q): MW-1,2, 2(SP), 3(SP), 5,7,8,9,10,11                               |
| Total number of monitoring/remediation wells:                            | On-site: 5 – monitoring wells<br>Off-site: 7 – monitoring wells                         |
| Range of well depths (total depth below ground surface, bgs):            | 19 to 22.5 feet bgs   |
| Wells with historical measurable LNAPL (light non-aqueous phase liquid): | none  |
| Generalized site geology:  | <u>Surface to ~21.5' bgs</u> : silt/clay with minor interbeds of silty and clayey sands |
| Historic Range in Depth to Water (DTW; feet [ft] below top of casing     | 5.02 feet (MW-7) 2/1998 to 14.72 feet (MW-4) 10/1992                                    |
| Historical groundwater elevation range (ft):                             | 22.53 feet (MW-11) 10/1992 to 31.29 feet (MW-4) 2/1998                                  |
| Local Water Supply Wells:  | 13 water supply wells within ½ mile radius, nearest 1,250 feet southwest                |
| Current remediation technique  | No active remediation   |

## GROUNDWATER MONITORING

---

For this fourth quarter 2010 groundwater monitoring event, a total of ten wells were gauged, purged, and sampled by subcontractor TRC Solutions. Copies of TRC's field data sheets are included in their attached report. The recent gauging and sampling data are summarized below.

|                                 |  |
|---------------------------------|--|
| Well gauging and sampling date: | 12/21/10   |
| Wells gauged:                   | MW-1,2, 2(SP), 3(SP), 5,7,8,9,10,11                  |
| Wells sampled:                  | MW-1,2, 2(SP), 3(SP), 5,7,8,9,10,11                  |
| Purge method:                   | 3 well casing volumes via electric, submersible pump |

|  |  |
|--|--|
| Sample collection method:  | Disposable bailers                                   |
| Groundwater parameters measured<br>(Attachment C):   | Temperature, pH, Conductivity, Dissolved Oxygen (DO) |
| Wells with measurable LNAPL:   | None   |
| Current depth to water range (ft BTOC):  | Min: 8.45 (MW-7)<br>Max: 10.29 (MW-8)                |
| Current groundwater elevation range (ft):  | Min: 25.72 (MW-2(SP))<br>Max: 27.61 (MW-7)           |
| Change in groundwater elevation from previous event (average change for all gauged wells): | increase of 0.58 feet                                |
| Groundwater flow direction and gradient:   | South, 0.005 feet/feet                               |

## GROUNDWATER FLOW GRADIENT AND DIRECTIONAL TRENDS

---

Using the well gauging data from December 21, 2010 and the surveyed well casing elevations, TRC calculated the groundwater table elevation at each monitoring well location. These elevations were used to calculate and plot the groundwater flow direction and gradient across the site. Based on the recent data, the groundwater gradient is 0.005 feet/foot, flowing in the southerly direction, compared to a 0.003 feet/foot gradient, flowing in a southerly direction during the second quarter 2010. Historical data show that the groundwater flows predominantly to the south to southwest at this site.

## GROUNDWATER QUALITY DATA

---

Groundwater samples collected during the fourth quarter 2010 sampling event were submitted under chain-of-custody protocol to BC Laboratories, Inc. in Bakersfield, California, a state of California Environmental Laboratory Accreditation Program (ELAP) certified laboratory (Certification No. 1186). The complete laboratory analytical report is included in the attached TRC report. Groundwater samples were analyzed for one or more of the following:

- Gasoline Range Organics (GRO), by California Test Method CA-LUFT.
- Benzene, toluene, ethylbenzene, xylenes (collectively BTEX), and methyl tertiary butyl ether (MTBE) by Environmental Protection Agency (EPA) Test Method 8260B.
- Ethanol, 1,2-dibromoethane (EDB), and 1,2-dichloroethane (1,2-DCA) by EPA Test Method 8260B.

Laboratory analytical data from the fourth quarter 2010 sampling event are summarized in the table below.

varius sapien, id mattis purus lobortis vel. Etiam nisl est, tempor sit amet aliquam interdum, aliquam id nisl. Mauris placerat blandit metus, at vestibulum libero tempus quis. Aenean at eros ac lacus congue luctus.

| Constituents  | Number of Reported Concentrations Above LRL of Total Samples Collected | Minimum Reported Concentration, in µg/L (Sample ID) | Maximum Reported Concentration, in µg/L (Sample ID) |
|---------------|--|---|---|
| GRO           | 10 of 10   | 120 (MW-2 (SP), MW-9)                               | 14,000 (MW-5)                                       |
| Benzene       | 0 of 10  | <5.0  | <5.0  |
| Toluene       | 0 of 10  | <5.0  | <5.0  |
| Ethylbenzene  | 3 of 10  | 1.9 (MW-1)  | 380 (MW-7)  |
| Total Xylenes | 1 of 10  | 5.6 (MW-7)  | 5.6 (MW-7)  |
| MTBE          | 4 of 10  | 1.7 (MW-2 SP))                                      | 14 (MW-11)  |

**Legend:**

µg/L = Micrograms per liter GRO = Gasoline Range Organics

## GROUNDWATER CONTAMINANT TRENDS

---

The TPH-G plume remains centered near MW-5 in the southern portion of the subject site. Benzene concentrations were all below laboratory reporting limit (LRL) during this sampling event. Off-site well MW-11, located on the sidewalk across East 14<sup>th</sup> Street south of the subject site, reported the highest MTBE concentration at 14 µg/L. The reported concentrations appear consistent with historically stable or decreasing concentration trends.

## RECENT CORRESPONDENCE

---

No regulatory correspondence was received during the fourth quarter 2010.

## CONCLUSIONS AND RECOMMENDATIONS

---

The fourth quarter 2010 analytical data indicates that the observed petroleum hydrocarbon concentrations beneath the site remained stable. There are no plans for remediation at this time due the natural fluctuation of petroleum hydrocarbons in well MW-5. Groundwater monitoring will continue on a semiannual basis in the 2nd and 4th quarters. Groundwater analysis will include TPH-G, BTEX compounds, MTBE, and ethanol by EPA Method 8260B.

## REMARKS

---

The recommendations contained in this report represent Antea USA, Inc.'s professional opinions based upon the currently available information and are arrived at in accordance with currently accepted professional standards. This report is based upon a specific scope of work requested by the client. The contract between Antea USA, Inc. and its

#### 4.0 REMARKS

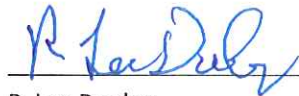
The recommendations contained in this report represent Antea USA, Inc.'s professional opinions based upon the currently available information and are arrived at in accordance with currently accepted professional standards. This report is based upon a specific scope of work requested by the client. The contract between Antea USA, Inc. and its client outlines the scope of work, and only those tasks specifically authorized by that contract or outlined in this report were performed. This report is intended only for the use of Antea USA, Inc.'s client and anyone else specifically identified in writing by Antea USA, Inc. as a user of this report. Antea USA, Inc. will not and cannot be liable for unauthorized reliance by any other third party. Other than as contained in this paragraph, Antea USA, Inc. makes no express or implied warranty as to the contents of this report.



\_\_\_\_\_  
Matt Corley, GIT  
Staff Professional


Date: January 31, 2011

Reviewed by:



\_\_\_\_\_  
R. Lee Dooley  
California Certified Hydrogeologist #183

Date: January 31, 2011





123 Technology Drive West  
Irvine, CA 92618

949.727.9336 PHONE  
949.727.7399 FAX

[www.TRCSolutions.com](http://www.TRCSolutions.com)

DATE: January 11, 2011

TO: Delta Consultants  
312 Piercy Road  
San Jose, CA 95138

ATTN: MR. LEE DOOLEY

SITE: 76 STATION 3292  
15008 EAST 14<sup>TH</sup> STREET  
SAN LEANDRO, CALIFORNIA

RE: GROUNDWATER MONITORING REPORT  
OCTOBER THROUGH DECEMBER 2010

This Groundwater Monitoring Report for 76 Station 3292 is being sent to you for your review and comment. If no comments are received by **January 18, 2010**, copies of this report will be sent to you for distribution.

Please send all comments to me at [dlee@trcsolutions.com](mailto:dlee@trcsolutions.com). If you have any questions regarding this report, please call me at (949) 727-9336.

Sincerely,

TRC

A handwritten signature in cursive script that reads "Daniel Lee".

Daniel Lee  
Technical Writer





123 Technology Drive West  
Irvine, CA 92618

949.727.9336 PHONE  
949.727.7399 FAX

www.TRCSolutions.com

DATE: January 11, 2011

TO: ConocoPhillips Company  
76 Broadway  
Sacramento, CA 95818

ATTN: MR. TED MOISE

SITE: 76 STATION 3292  
15008 EAST 14<sup>TH</sup> STREET  
SAN LEANDRO, CALIFORNIA

RE: GROUNDWATER MONITORING REPORT  
OCTOBER THROUGH DECEMBER 2010

Dear Mr. Moise:

Please find enclosed our Groundwater Monitoring Report for 76 Station 3292, located at 15008 East 14<sup>th</sup> Street, San Leandro, California. If you have any questions regarding this report, please call us at (949) 727-9336.

Sincerely,

TRC

A handwritten signature in black ink, appearing to read "Anju Farfan".

Anju Farfan  
Groundwater Program Operations Manager

CC: Mr. Lee Dooley, Delta Consultants (4 copies)

Enclosures  
20-0400/3292R26.QMS

**GROUNDWATER MONITORING REPORT  
OCTOBER THROUGH DECEMBER 2010**

76 STATION 3292  
15008 East 14th Street  
San Leandro, California

Prepared For:

Mr. Ted Moise  
CONOCOPHILLIPS COMPANY  
76 Broadway  
Sacramento, California 95818

By:



Senior Project Geologist, Irvine Operations

Date: 1/11/11



## LIST OF ATTACHMENTS

|                    |   |
|--------------------|---|
| Summary Sheet      | Summary of Gauging and Sampling Activities  |
| Tables             | Table Key<br>Contents of Tables<br>Table 1: Current Fluid Levels and Selected Analytical Results<br>Table 1a: Additional Current Analytical Results<br>Table 2: Historic Fluid Levels and Selected Analytical Results<br>Table 2a: Additional Historic Analytical Results |
| Figures            | Figure 1: Vicinity Map<br>Figure 2: Groundwater Elevation Contour Map<br>Figure 3: Dissolved-Phase TPH-G Concentration Map<br>Figure 4: Dissolved-Phase Benzene Concentration Map<br>Figure 5: Dissolved-Phase MTBE Concentration Map                                     |
| Graphs             | Groundwater Elevations vs. Time<br>Benzene Concentrations vs. Time  |
| Field Activities   | General Field Procedures<br>Field Monitoring Data Sheet – 12/21/10<br>Groundwater Sampling Field Notes – 12/21/10   |
| Laboratory Reports | Official Laboratory Reports<br>Quality Control Reports<br>Chain of Custody Records  |
| Statements         | Purge Water Disposal<br>Limitations   |

**Summary of Gauging and Sampling Activities  
October through December 2010  
76 Station 3292  
15008 East 14th Street  
San Leandro, CA**

---

Project Coordinator: **Ted Moise**  
Telephone: **510-245-5162**

Water Sampling Contractor: **TRC**  
Compiled by: **Daniel Lee**

Date(s) of Gauging/Sampling Event: **12/21/2010**

---

**Sample Points**

Groundwater wells: **3** onsite, **7** offsite      Points gauged: **10**    Points sampled: **10**

Purging method: **Diaphragm pump/bailer**

Purge water disposal: **Crosby and Overton treatment facility**

Other Sample Points: **0**      Type: --

---

**Liquid Phase Hydrocarbons (LPH)**

Sample Points with LPH: **0**      Maximum thickness (feet): --

LPH removal frequency: --      Method: --

Treatment or disposal of water/LPH: --

---

**Hydrogeologic Parameters**

Depth to groundwater (below TOC):      Minimum: **8.45 feet**      Maximum: **10.29 feet**

Average groundwater elevation (relative to available local datum): **26.84 feet**

Average change in groundwater elevation since previous event: **0.58 feet**

Interpreted groundwater gradient and flow direction:

    Current event: **0.005 ft/ft, south**

    Previous event: **0.003 ft/ft, south (6/30/2010)**

---

**Selected Laboratory Results**

Sample Points with detected **Benzene**: **0**      Sample Points above MCL (1.0 µg/l): --

    Maximum reported benzene concentration: --

Sample Points with **TPH-G by GC/MS**      **10**      Maximum: **14,000 µg/l (MW-5)**

Sample Points with **MTBE 8260B**      **4**      Maximum: **14 µg/l (MW-11)**

---

**Notes:**

# TABLES

## TABLE KEY

### STANDARD ABBREVIATIONS

|      |   |   |
|------|---|---|
| --   | = | not analyzed, measured, or collected                                |
| LPH  | = | liquid-phase hydrocarbons   |
| µg/l | = | micrograms per liter (approx. equivalent to parts per billion, ppb) |
| mg/l | = | milligrams per liter (approx. equivalent to parts per million, ppm) |
| ND<  | = | not detected at or above laboratory detection limit                 |
| TOC  | = | top of casing (surveyed reference elevation)                        |
| D    | = | duplicate   |
| P    | = | no-purge sample   |

### ANALYTES

|               |   |   |
|---------------|---|---|
| DIPE          | = | di-isopropyl ether  |
| ETBE          | = | ethyl tertiary butyl ether  |
| MTBE          | = | methyl tertiary butyl ether   |
| PCB           | = | polychlorinated biphenyls   |
| PCE           | = | tetrachloroethene   |
| TBA           | = | tertiary butyl alcohol  |
| TCA           | = | trichloroethane   |
| TCE           | = | trichloroethene   |
| TPH-G         | = | total petroleum hydrocarbons with gasoline distinction                            |
| TPH-G (GC/MS) | = | total petroleum hydrocarbons with gasoline distinction utilizing EPA Method 8260B |
| TPH-D         | = | total petroleum hydrocarbons with diesel distinction                              |
| TRPH          | = | total recoverable petroleum hydrocarbons  |
| TAME          | = | tertiary amyl methyl ether  |
| 1,2-DCA       | = | 1,2-dichloroethane (same as EDC, ethylene dichloride)                             |

### NOTES

1. Elevations are in feet above mean sea level. Depths are in feet below surveyed top-of-casing.
2. Groundwater elevations for wells with LPH are calculated as: Surface Elevation – Measured Depth to Water + (Dp x LPH Thickness), where Dp is the density of the LPH, if known. A value of 0.75 is used for gasoline and when the density is not known. A value of 0.83 is used for diesel.
3. Wells with LPH are generally not sampled for laboratory analysis (see General Field Procedures).
4. Comments shown on tables are general. Additional explanations may be included in field notes and laboratory reports, both of which are included as part of this report.
5. A “J” flag indicates that a reported analytical result is an estimated concentration value between the method detection limit (MDL) and the practical quantification limit (PQL) specified by the laboratory.
6. Other laboratory flags (qualifiers) may have been reported. See the official laboratory report (attached) for a complete list of laboratory flags.
7. Concentration graphs based on tables (presented following Figures) show non-detect results prior to the Second Quarter 2000 plotted at fixed values for graphical display. Non-detect results reported since that time are plotted at reporting limits stated in the official laboratory report.
8. Prior to the 1st quarter 2010, the word “monitor” was used in table comments interchangeably with the word “gauge”. Starting in the 1<sup>st</sup> quarter 2010, the word “monitor” is used to include both “gauge” and “sample”.

### REFERENCE

TRC began groundwater monitoring and sampling for 76 Station 3292 in October 2003. Historical data compiled prior to that time were provided by Gettler-Ryan Inc.

# Contents of Tables 1 and 2

## Site: 76 Station 3292

### Current Event

| Table 1  | Well/<br>Date | Depth to<br>Water  | LPH<br>Thickness                | Ground-<br>water<br>Elevation | Change in<br>Elevation           | TPH-G<br>8015 | TPH-G<br>(GC/MS) | Benzene | Toluene | Ethyl-<br>benzene | Total<br>Xylenes | MTBE<br>(8021B) | MTBE<br>(8260B) |
|----------|---------------|--------------------|---------------------------------|-------------------------------|----------------------------------|---------------|------------------|---------|---------|-------------------|------------------|-----------------|-----------------|
| Table 1a | Well/<br>Date | Ethanol<br>(8260B) | Ethylene-<br>dibromide<br>(EDB) | 1,2-DCA<br>(EDC)              | Pre-purge<br>Dissolved<br>Oxygen |               |                  |         |         |                   |                  |                 |                 |

### Historic Data

| Table 2  | Well/<br>Date | Depth to<br>Water | LPH<br>Thickness   | Ground-<br>water<br>Elevation   | Change in<br>Elevation | TPH-G<br>8015    | TPH-G<br>(GC/MS) | Benzene | Toluene | Ethyl-<br>benzene            | Total<br>Xylenes | MTBE<br>(8021B)                   | MTBE<br>(8260B)                  |
|----------|---------------|-------------------|--------------------|---------------------------------|------------------------|------------------|------------------|---------|---------|------------------------------|------------------|-----------------------------------|----------------------------------|
| Table 2a | Well/<br>Date | TBA               | Ethanol<br>(8260B) | Ethylene-<br>dibromide<br>(EDB) | EDB<br>(504)           | 1,2-DCA<br>(EDC) | DIPE             | ETBE    | TAME    | 1,2-<br>Dichloro-<br>benzene | pH<br>(lab)      | Post-purge<br>Dissolved<br>Oxygen | Pre-purge<br>Dissolved<br>Oxygen |

**Table 1**  
**CURRENT FLUID LEVELS AND SELECTED ANALYTICAL RESULTS**  
**December 21, 2010**  
**76 Station 3292**

| Date Sampled    | TOC Elevation<br>(feet) | Depth to Water<br>(feet) | LPH Thickness<br>(feet)                     | Ground-water Elevation<br>(feet) | Change in Elevation<br>(feet) | TPH-G 8015<br>(µg/l) | TPH-G (GC/MS)<br>(µg/l) | Benzene<br>(µg/l) | Toluene<br>(µg/l) | Ethyl-benzene<br>(µg/l) | Total Xylenes<br>(µg/l) | MTBE (8021B)<br>(µg/l) | MTBE (8260B)<br>(µg/l) | Comments |
|-----------------|-------------------------|--------------------------|---|----------------------------------|-------------------------------|----------------------|-------------------------|-------------------|-------------------|-------------------------|-------------------------|------------------------|------------------------|----------|
| <b>MW-1</b>     |                         |                          | <b>(Screen Interval in feet: 7.0-19.0)</b>  |                                  |                               |                      |                         |                   |                   |                         |                         |                        |                        |          |
| 12/21/2010      | 36.34                   | 9.06                     | 0.00  | 27.28                            | 0.77                          | --                   | 2000                    | ND<1.0            | ND<1.0            | 1.9                     | ND<2.0                  | --                     | 3.8                    |          |
| <b>MW-2</b>     |                         |                          | <b>(Screen Interval in feet: 7.0-19.5)</b>  |                                  |                               |                      |                         |                   |                   |                         |                         |                        |                        |          |
| 12/21/2010      | 36.30                   | 8.88                     | 0.00  | 27.42                            | 0.82                          | --                   | 1400                    | ND<0.50           | ND<0.50           | ND<0.50                 | ND<1.0                  | --                     | ND<0.50                |          |
| <b>MW-2(SP)</b> |                         |                          | <b>(Screen Interval in feet: 11.0-21.0)</b> |                                  |                               |                      |                         |                   |                   |                         |                         |                        |                        |          |
| 12/21/2010      | 35.44                   | 9.72                     | 0.00  | 25.72                            | 0.25                          | --                   | 120                     | ND<0.50           | ND<0.50           | ND<0.50                 | ND<1.0                  | --                     | 1.7                    |          |
| <b>MW-3(SP)</b> |                         |                          | <b>(Screen Interval in feet: 11.0-21.0)</b> |                                  |                               |                      |                         |                   |                   |                         |                         |                        |                        |          |
| 12/21/2010      | 35.82                   | 9.38                     | 0.00  | 26.44                            | 0.44                          | --                   | 1200                    | ND<0.50           | ND<0.50           | ND<0.50                 | ND<1.0                  | --                     | ND<0.50                |          |
| <b>MW-5</b>     |                         |                          | <b>(Screen Interval in feet: 7.0-22.5)</b>  |                                  |                               |                      |                         |                   |                   |                         |                         |                        |                        |          |
| 12/21/2010      | 35.92                   | 8.62                     | 0.00  | 27.30                            | 0.85                          | --                   | 14000                   | ND<5.0            | ND<5.0            | 360                     | ND<10                   | --                     | 6.3                    |          |
| <b>MW-7</b>     |                         |                          | <b>(Screen Interval in feet: 11.0-21.5)</b> |                                  |                               |                      |                         |                   |                   |                         |                         |                        |                        |          |
| 12/21/2010      | 36.06                   | 8.45                     | 0.00  | 27.61                            | 0.83                          | --                   | 7100                    | ND<2.5            | ND<2.5            | 380                     | 5.6                     | --                     | ND<2.5                 |          |
| <b>MW-8</b>     |                         |                          | <b>(Screen Interval in feet: 8.0-19.0)</b>  |                                  |                               |                      |                         |                   |                   |                         |                         |                        |                        |          |
| 12/21/2010      | 36.87                   | 10.29                    | 0.00  | 26.58                            | 0.33                          | --                   | 160                     | ND<0.50           | ND<0.50           | ND<0.50                 | ND<1.0                  | --                     | ND<0.50                |          |
| <b>MW-9</b>     |                         |                          | <b>(Screen Interval in feet: 8.0-19.0)</b>  |                                  |                               |                      |                         |                   |                   |                         |                         |                        |                        |          |
| 12/21/2010      | 36.27                   | 9.58                     | 0.00  | 26.69                            | 0.39                          | --                   | 120                     | ND<0.50           | ND<0.50           | ND<0.50                 | ND<1.0                  | --                     | ND<0.50                |          |
| <b>MW-10</b>    |                         |                          | <b>(Screen Interval in feet: 8.0-20.0)</b>  |                                  |                               |                      |                         |                   |                   |                         |                         |                        |                        |          |
| 12/21/2010      | --                      | 9.20                     | 0.00  | --                               | --                            | --                   | 1600                    | ND<1.0            | ND<1.0            | ND<1.0                  | ND<2.0                  | --                     | ND<1.0                 |          |
| <b>MW-11</b>    |                         |                          | <b>(Screen Interval in feet: 7.0-19.0)</b>  |                                  |                               |                      |                         |                   |                   |                         |                         |                        |                        |          |
| 12/21/2010      | 35.50                   | 9.00                     | 0.00  | 26.50                            | 0.50                          | --                   | 650                     | ND<0.50           | ND<0.50           | ND<0.50                 | ND<1.0                  | --                     | 14                     |          |



**Table 1 a**  
**ADDITIONAL CURRENT ANALYTICAL RESULTS**  
**76 Station 3292**

| Date Sampled    | Ethanol (8260B) (µg/l) | Ethylene-dibromide (EDB) (µg/l) | 1,2-DCA (EDC) (µg/l) | Pre-purge Dissolved Oxygen (mg/l) |
|-----------------|------------------------|---------------------------------|----------------------|-----------------------------------|
| <b>MW-1</b>     |                        |                                 |                      |                                   |
| 12/21/2010      | ND<500                 | ND<1.0                          | ND<1.0               | 2.62                              |
| <b>MW-2</b>     |                        |                                 |                      |                                   |
| 12/21/2010      | ND<250                 | ND<0.50                         | ND<0.50              | 2.30                              |
| <b>MW-2(SP)</b> |                        |                                 |                      |                                   |
| 12/21/2010      | ND<250                 | ND<0.50                         | ND<0.50              | 1.62                              |
| <b>MW-3(SP)</b> |                        |                                 |                      |                                   |
| 12/21/2010      | ND<250                 | ND<0.50                         | ND<0.50              | 2.09                              |
| <b>MW-5</b>     |                        |                                 |                      |                                   |
| 12/21/2010      | ND<2500                | ND<5.0                          | ND<5.0               | 2.20                              |
| <b>MW-7</b>     |                        |                                 |                      |                                   |
| 12/21/2010      | ND<1200                | ND<2.5                          | ND<2.5               | 2.33                              |
| <b>MW-8</b>     |                        |                                 |                      |                                   |
| 12/21/2010      | ND<250                 | ND<0.50                         | ND<0.50              | 2.81                              |
| <b>MW-9</b>     |                        |                                 |                      |                                   |
| 12/21/2010      | ND<250                 | ND<0.50                         | ND<0.50              | 3.10                              |
| <b>MW-10</b>    |                        |                                 |                      |                                   |
| 12/21/2010      | ND<500                 | ND<1.0                          | ND<1.0               | 0.58                              |
| <b>MW-11</b>    |                        |                                 |                      |                                   |
| 12/21/2010      | ND<250                 | ND<0.50                         | ND<0.50              | 1.55                              |

**Table 2**  
**HISTORIC FLUID LEVELS AND SELECTED ANALYTICAL RESULTS**  
**May 1991 Through December 2010**  
**76 Station 3292**

| Date Sampled                                    | TOC Elevation<br>(feet) | Depth to Water<br>(feet) | LPH Thickness<br>(feet) | Ground-water Elevation<br>(feet) | Change in Elevation<br>(feet) | TPH-G 8015<br>(µg/l) | TPH-G (GC/MS)<br>(µg/l) | Benzene<br>(µg/l) | Toluene<br>(µg/l) | Ethyl-benzene<br>(µg/l) | Total Xylenes<br>(µg/l) | MTBE (8021B)<br>(µg/l) | MTBE (8260B)<br>(µg/l) | Comments |
|---|-------------------------|--------------------------|-------------------------|----------------------------------|-------------------------------|----------------------|-------------------------|-------------------|-------------------|-------------------------|-------------------------|------------------------|------------------------|----------|
| <b>MW-1 (Screen Interval in feet: 7.0-19.0)</b> |                         |                          |                         |                                  |                               |                      |                         |                   |                   |                         |                         |                        |                        |          |
| 9/19/1991                                       | --                      | --                       | --                      | --                               | --                            | 26000                | --                      | 130               | 16                | 1300                    | 1800                    | --                     | --                     |          |
| 12/18/1991                                      | --                      | --                       | --                      | --                               | --                            | 17000                | --                      | 160               | 20                | 1400                    | 1600                    | --                     | --                     |          |
| 3/17/1992                                       | --                      | --                       | --                      | --                               | --                            | 23000                | --                      | 320               | 19                | 1000                    | 940                     | --                     | --                     |          |
| 5/19/1992                                       | --                      | --                       | --                      | --                               | --                            | 29000                | --                      | 650               | 370               | 1100                    | 1200                    | --                     | --                     |          |
| 8/20/1992                                       | --                      | --                       | --                      | --                               | --                            | 18000                | --                      | 230               | 22                | 640                     | 950                     | --                     | --                     |          |
| 9/16/1992                                       | 36.72                   | 13.67                    | 0.00                    | 23.05                            | --                            | --                   | --                      | --                | --                | --                      | --                      | --                     | --                     |          |
| 10/12/1992                                      | 36.72                   | 14.07                    | 0.00                    | 22.65                            | -0.40                         | --                   | --                      | --                | --                | --                      | --                      | --                     | --                     |          |
| 11/10/1992                                      | 36.72                   | 13.96                    | 0.00                    | 22.76                            | 0.11                          | 18000                | --                      | 220               | ND                | 690                     | 830                     | --                     | --                     |          |
| 12/10/1992                                      | 36.72                   | 13.15                    | 0.00                    | 23.57                            | 0.81                          | --                   | --                      | --                | --                | --                      | --                      | --                     | --                     |          |
| 1/15/1993                                       | 36.72                   | 10.02                    | 0.00                    | 26.70                            | 3.13                          | --                   | --                      | --                | --                | --                      | --                      | --                     | --                     |          |
| 2/20/1993                                       | 36.72                   | 9.01                     | 0.00                    | 27.71                            | 1.01                          | 19000                | --                      | 190               | ND                | 880                     | 620                     | --                     | --                     |          |
| 3/18/1993                                       | 36.72                   | 9.48                     | 0.00                    | 27.24                            | -0.47                         | --                   | --                      | --                | --                | --                      | --                      | --                     | --                     |          |
| 4/20/1993                                       | 36.72                   | 9.15                     | 0.00                    | 27.57                            | 0.33                          | --                   | --                      | --                | --                | --                      | --                      | --                     | --                     |          |
| 5/21/1993                                       | 36.72                   | 9.80                     | 0.00                    | 26.92                            | -0.65                         | 27000                | --                      | 150               | 200               | 1200                    | 950                     | --                     | --                     |          |
| 6/22/1993                                       | 36.72                   | 10.33                    | 0.00                    | 26.39                            | -0.53                         | --                   | --                      | --                | --                | --                      | --                      | --                     | --                     |          |
| 7/23/1993                                       | 36.72                   | 10.79                    | 0.00                    | 25.93                            | -0.46                         | --                   | --                      | --                | --                | --                      | --                      | --                     | --                     |          |
| 8/23/1993                                       | 36.72                   | 11.27                    | 0.00                    | 25.45                            | -0.48                         | 24000                | --                      | 160               | 110               | 840                     | 810                     | --                     | --                     |          |
| 9/24/1993                                       | 36.37                   | 11.35                    | 0.00                    | 25.02                            | -0.43                         | --                   | --                      | --                | --                | --                      | --                      | --                     | --                     |          |
| 11/23/1993                                      | 36.37                   | 11.84                    | 0.00                    | 24.53                            | -0.49                         | 18000                | --                      | 210               | 63                | 900                     | 620                     | --                     | --                     |          |
| 2/24/1994                                       | 36.37                   | 9.45                     | 0.00                    | 26.92                            | 2.39                          | 18000                | --                      | 74                | 30                | 940                     | 480                     | --                     | --                     |          |
| 5/25/1994                                       | 36.37                   | 10.45                    | 0.00                    | 25.92                            | -1.00                         | 6400                 | --                      | 72                | ND                | 170                     | 67                      | --                     | --                     |          |
| 8/23/1994                                       | 36.37                   | 11.98                    | 0.00                    | 24.39                            | -1.53                         | 24000                | --                      | 130               | 57                | 970                     | 320                     | --                     | --                     |          |

**Table 2**  
**HISTORIC FLUID LEVELS AND SELECTED ANALYTICAL RESULTS**  
**May 1991 Through December 2010**  
**76 Station 3292**

| Date Sampled          | TOC Elevation (feet) | Depth to Water (feet) | LPH Thickness (feet) | Ground-water Elevation (feet) | Change in Elevation (feet) | TPH-G 8015 (µg/l) | TPH-G (GC/MS) (µg/l) | Benzene (µg/l) | Toluene (µg/l) | Ethyl-benzene (µg/l) | Total Xylenes (µg/l) | MTBE (8021B) (µg/l) | MTBE (8260B) (µg/l) | Comments |
|-----------------------|----------------------|-----------------------|----------------------|-------------------------------|----------------------------|-------------------|----------------------|----------------|----------------|----------------------|----------------------|---------------------|---------------------|----------|
| <b>MW-1 continued</b> |                      |                       |                      |                               |                            |                   |                      |                |                |                      |                      |                     |                     |          |
| 11/23/1994            | 36.37                | 11.17                 | 0.00                 | 25.20                         | 0.81                       | 23000             | --                   | 180            | 44             | 970                  | 270                  | --                  | --                  |          |
| 2/3/1995              | 36.37                | 8.01                  | 0.00                 | 28.36                         | 3.16                       | 20000             | --                   | 77             | 17             | 950                  | 390                  | --                  | --                  |          |
| 5/10/1995             | 36.37                | 8.51                  | 0.00                 | 27.86                         | -0.50                      | 16000             | --                   | 230            | 27             | 880                  | 630                  | --                  | --                  |          |
| 8/2/1995              | 36.37                | 10.00                 | 0.00                 | 26.37                         | -1.49                      | 18000             | --                   | 190            | ND             | 860                  | 590                  | --                  | --                  |          |
| 11/2/1995             | 36.37                | 11.11                 | 0.00                 | 25.26                         | -1.11                      | --                | --                   | --             | --             | --                   | --                   | --                  | --                  |          |
| 11/20/1995            | 36.37                | 11.19                 | 0.00                 | 25.18                         | -0.08                      | 20000             | --                   | 180            | ND             | 960                  | 450                  | 970                 | --                  |          |
| 2/8/1996              | 36.37                | 7.74                  | 0.00                 | 28.63                         | 3.45                       | 15000             | --                   | 43             | 16             | 940                  | 410                  | 5200                | --                  |          |
| 5/8/1996              | 36.37                | 8.50                  | 0.00                 | 27.87                         | -0.76                      | 16000             | --                   | 37             | 16             | 930                  | 410                  | 1600                | --                  |          |
| 8/9/1996              | 36.37                | 9.72                  | 0.00                 | 26.65                         | -1.22                      | 2300              | --                   | 25             | ND             | 77                   | 39                   | 1200                | --                  |          |
| 11/7/1996             | 36.37                | 10.74                 | 0.00                 | 25.63                         | -1.02                      | 38000             | --                   | 140            | ND             | 1900                 | 5600                 | ND                  | --                  |          |
| 2/10/1997             | 36.37                | 7.92                  | 0.00                 | 28.45                         | 2.82                       | 7300              | --                   | 91             | ND             | 170                  | 68                   | 1700                | --                  |          |
| 2/11/1997             | 36.37                | --                    | --                   | --                            | --                         | --                | --                   | --             | --             | --                   | --                   | --                  | --                  |          |
| 5/7/1997              | 36.37                | 9.24                  | 0.00                 | 27.13                         | --                         | 11000             | --                   | 120            | ND             | 470                  | 110                  | 1200                | --                  |          |
| 8/5/1997              | 36.37                | 10.20                 | 0.00                 | 26.17                         | -0.96                      | 530               | --                   | 5.9            | ND             | 5.6                  | ND                   | 430                 | --                  |          |
| 11/4/1997             | 36.37                | 10.71                 | 0.00                 | 25.66                         | -0.51                      | 4100              | --                   | 50             | 7              | 64                   | 14                   | 97                  | --                  |          |
| 2/12/1998             | 36.37                | 6.27                  | 0.00                 | 30.10                         | 4.44                       | 8500              | --                   | 160            | ND             | 550                  | ND                   | 1900                | --                  |          |
| 5/15/1998             | 36.34                | 7.62                  | 0.00                 | 28.72                         | -1.38                      | 5600              | --                   | 57             | ND             | 290                  | ND                   | 1500                | --                  |          |
| 8/12/1998             | 36.34                | 8.85                  | 0.00                 | 27.49                         | -1.23                      | ND                | --                   | ND             | ND             | ND                   | ND                   | 5800                | --                  |          |
| 11/12/1998            | 36.34                | 9.71                  | 0.00                 | 26.63                         | -0.86                      | ND                | --                   | 16             | ND             | ND                   | ND                   | 12000               | 13000               |          |
| 3/1/1999              | 36.34                | 7.85                  | 0.00                 | 28.49                         | 1.86                       | 5700              | --                   | 43             | ND             | 320                  | ND                   | 5000                | 9600                |          |
| 5/12/1999             | 36.34                | 8.70                  | 0.00                 | 27.64                         | -0.85                      | ND                | --                   | 36             | ND             | ND                   | ND                   | 12000               | 21000               |          |
| 8/11/1999             | 36.34                | 9.81                  | 0.00                 | 26.53                         | -1.11                      | ND                | --                   | ND             | ND             | ND                   | ND                   | 5760                | 8650                |          |
| 11/4/1999             | 36.34                | 10.72                 | 0.00                 | 25.62                         | -0.91                      | 1640              | --                   | 11             | ND             | ND                   | ND                   | 3330                | 3630                |          |

**Table 2**  
**HISTORIC FLUID LEVELS AND SELECTED ANALYTICAL RESULTS**  
**May 1991 Through December 2010**  
**76 Station 3292**

| Date Sampled          | TOC Elevation (feet) | Depth to Water (feet) | LPH Thickness (feet) | Ground-water Elevation (feet) | Change in Elevation (feet) | TPH-G 8015 (µg/l) | TPH-G (GC/MS) (µg/l) | Benzene (µg/l) | Toluene (µg/l) | Ethyl-benzene (µg/l) | Total Xylenes (µg/l) | MTBE (8021B) (µg/l) | MTBE (8260B) (µg/l) | Comments |
|-----------------------|----------------------|-----------------------|----------------------|-------------------------------|----------------------------|-------------------|----------------------|----------------|----------------|----------------------|----------------------|---------------------|---------------------|----------|
| <b>MW-1 continued</b> |                      |                       |                      |                               |                            |                   |                      |                |                |                      |                      |                     |                     |          |
| 2/29/2000             | 36.34                | 7.31                  | 0.00                 | 29.03                         | 3.41                       | 195               | --                   | ND             | ND             | ND                   | ND                   | 580                 | 657                 |          |
| 5/8/2000              | 36.34                | 8.27                  | 0.00                 | 28.07                         | -0.96                      | 9010              | --                   | 60.5           | ND             | 402                  | ND                   | 2260                | 1780                |          |
| 8/8/2000              | 36.34                | 9.85                  | 0.00                 | 26.49                         | -1.58                      | 2060              | --                   | 34.8           | ND             | 38.7                 | ND                   | 1710                | 1990                |          |
| 11/6/2000             | 36.34                | 10.05                 | 0.00                 | 26.29                         | -0.20                      | 2300              | --                   | 19.3           | ND             | 4.37                 | ND                   | 592                 | --                  |          |
| 2/7/2001              | 36.34                | 9.64                  | 0.00                 | 26.70                         | 0.41                       | 2700              | --                   | 25             | ND             | 38                   | ND                   | 1500                | 840                 |          |
| 5/9/2001              | 36.34                | 9.81                  | 0.00                 | 26.53                         | -0.17                      | 5550              | --                   | 42.7           | ND             | 48.4                 | ND                   | 605                 | 431                 |          |
| 8/24/2001             | 36.34                | 11.21                 | 0.00                 | 25.13                         | -1.40                      | 15000             | --                   | 130            | ND<20          | 170                  | ND<20                | 820                 | --                  |          |
| 11/16/2001            | 36.34                | 11.49                 | 0.00                 | 24.85                         | -0.28                      | 8900              | --                   | 65             | ND<10          | 46                   | ND<10                | 640                 | 490                 |          |
| 2/21/2002             | 36.34                | 8.93                  | 0.00                 | 27.41                         | 2.56                       | 7400              | --                   | 73             | ND<10          | 100                  | ND<10                | 400                 | 170                 |          |
| 5/10/2002             | 36.34                | 9.82                  | 0.00                 | 26.52                         | -0.89                      | 6000              | --                   | 67             | 6.7            | 58                   | ND<5.0               | ND<50               | --                  |          |
| 8/26/2002             | 36.34                | 11.03                 | 0.00                 | 25.31                         | -1.21                      | --                | 9200                 | ND<10          | ND<10          | 62                   | ND<20                | --                  | 120                 |          |
| 11/7/2002             | 36.34                | 11.53                 | 0.00                 | 24.81                         | -0.50                      | --                | 2200                 | ND<2.5         | ND<2.5         | 4.6                  | ND<5.0               | --                  | 20                  |          |
| 2/14/2003             | 36.34                | 9.03                  | 0.00                 | 27.31                         | 2.50                       | --                | 4300                 | ND<2.5         | ND<2.5         | 23                   | ND<5.0               | --                  | 35                  |          |
| 5/12/2003             | 36.34                | 8.61                  | 0.00                 | 27.73                         | 0.42                       | --                | 5000                 | ND<0.50        | 0.50           | 13                   | ND<1.0               | --                  | 32                  |          |
| 8/11/2003             | 36.34                | 10.37                 | 0.00                 | 25.97                         | -1.76                      | --                | 2900                 | ND<0.50        | ND<0.50        | 4.4                  | ND<1.0               | --                  | 17                  |          |
| 11/13/2003            | 36.34                | 11.21                 | 0.00                 | 25.13                         | -0.84                      | --                | 8100                 | ND<5.0         | ND<5.0         | 45                   | ND<10                | --                  | 82                  |          |
| 2/17/2004             | 36.34                | 9.35                  | 0.00                 | 26.99                         | 1.86                       | --                | 8200                 | ND<2.5         | ND<2.5         | 84                   | ND<5.0               | --                  | 33                  |          |
| 5/20/2004             | 36.34                | 10.15                 | 0.00                 | 26.19                         | -0.80                      | --                | 9200                 | ND<5.0         | ND<5.0         | 78                   | ND<10                | --                  | 24                  |          |
| 8/25/2004             | 36.34                | 11.37                 | 0.00                 | 24.97                         | -1.22                      | --                | 8500                 | ND<2.5         | ND<2.5         | 64                   | ND<5.0               | --                  | 33                  |          |
| 11/2/2004             | 36.34                | 10.93                 | 0.00                 | 25.41                         | 0.44                       | --                | 9500                 | ND<5.0         | ND<5.0         | 34                   | ND<10                | --                  | 61                  |          |
| 3/17/2005             | 36.34                | 8.28                  | 0.00                 | 28.06                         | 2.65                       | --                | 10000                | ND<0.50        | 0.96           | 35                   | ND<1.0               | --                  | 21                  |          |
| 6/13/2005             | 36.34                | 8.59                  | 0.00                 | 27.75                         | -0.31                      | --                | 8500                 | ND<5.0         | ND<5.0         | 48                   | ND<10                | --                  | 10                  |          |
| 9/27/2005             | 36.34                | 10.25                 | 0.00                 | 26.09                         | -1.66                      | --                | ND<500               | ND<5.0         | ND<5.0         | ND<5.0               | ND<10                | --                  | 100                 |          |

**Table 2**  
**HISTORIC FLUID LEVELS AND SELECTED ANALYTICAL RESULTS**  
**May 1991 Through December 2010**  
**76 Station 3292**

| Date Sampled                                    | TOC Elevation<br>(feet) | Depth to Water<br>(feet) | LPH Thickness<br>(feet) | Ground-water Elevation<br>(feet) | Change in Elevation<br>(feet) | TPH-G 8015<br>(µg/l) | TPH-G (GC/MS)<br>(µg/l) | Benzene<br>(µg/l) | Toluene<br>(µg/l) | Ethyl-benzene<br>(µg/l) | Total Xylenes<br>(µg/l) | MTBE (8021B)<br>(µg/l) | MTBE (8260B)<br>(µg/l) | Comments |
|---|-------------------------|--------------------------|-------------------------|----------------------------------|-------------------------------|----------------------|-------------------------|-------------------|-------------------|-------------------------|-------------------------|------------------------|------------------------|----------|
| <b>MW-1 continued</b>                           |                         |                          |                         |                                  |                               |                      |                         |                   |                   |                         |                         |                        |                        |          |
| 12/20/2005                                      | 36.34                   | 9.61                     | 0.00                    | 26.73                            | 0.64                          | --                   | 6000                    | ND<0.50           | 0.62              | 20                      | ND<1.0                  | --                     | 9.9                    |          |
| 3/10/2006                                       | 36.34                   | 7.58                     | 0.00                    | 28.76                            | 2.03                          | --                   | 4500                    | ND<2.5            | ND<2.5            | 22                      | ND<5.0                  | --                     | 10                     |          |
| 6/20/2006                                       | 36.34                   | 8.76                     | 0.00                    | 27.58                            | -1.18                         | --                   | 4700                    | ND<2.5            | ND<2.5            | 10                      | ND<5.0                  | --                     | 3.2                    |          |
| 9/25/2006                                       | 36.34                   | 9.01                     | 0.00                    | 27.33                            | -0.25                         | --                   | 5600                    | ND<1.0            | ND<1.0            | 7.8                     | ND<1.0                  | --                     | 3.0                    |          |
| 12/18/2006                                      | 36.34                   | 9.25                     | 0.00                    | 27.09                            | -0.24                         | --                   | 8300                    | 2.1               | 1.2               | 220                     | 37                      | --                     | ND<0.50                |          |
| 3/29/2007                                       | 36.34                   | 9.53                     | 0.00                    | 26.81                            | -0.28                         | --                   | 5300                    | ND<0.50           | ND<0.50           | 12                      | ND<0.50                 | --                     | 5.8                    |          |
| 6/26/2007                                       | 36.34                   | 10.46                    | 0.00                    | 25.88                            | -0.93                         | --                   | 5300                    | ND<0.50           | ND<0.50           | 7.4                     | ND<0.50                 | --                     | 4.9                    |          |
| 9/26/2007                                       | 36.34                   | 11.46                    | 0.00                    | 24.88                            | -1.00                         | --                   | 2600                    | ND<2.5            | ND<2.5            | ND<2.5                  | ND<2.5                  | --                     | 17                     |          |
| 12/18/2007                                      | 36.34                   | 11.24                    | 0.00                    | 25.10                            | 0.22                          | --                   | 6100                    | ND<2.5            | ND<2.5            | 2.9                     | ND<5.0                  | --                     | 42                     |          |
| 3/25/2008                                       | 36.34                   | 9.57                     | 0.00                    | 26.77                            | 1.67                          | --                   | 3100                    | ND<2.5            | ND<2.5            | 4.0                     | ND<5.0                  | --                     | 8.6                    |          |
| 6/18/2008                                       | 36.34                   | 10.78                    | 0.00                    | 25.56                            | -1.21                         | --                   | 1400                    | ND<0.50           | 0.56              | 1.4                     | ND<1.0                  | --                     | 6.3                    |          |
| 9/15/2008                                       | 36.34                   | 11.91                    | 0.00                    | 24.43                            | -1.13                         | --                   | 3500                    | ND<2.5            | ND<2.5            | ND<2.5                  | ND<5.0                  | --                     | 21                     |          |
| 12/17/2008                                      | 36.34                   | 12.01                    | 0.00                    | 24.33                            | -0.10                         | --                   | 3100                    | ND<1.0            | ND<1.0            | 1.7                     | ND<2.0                  | --                     | 22                     |          |
| 3/26/2009                                       | 36.34                   | 9.64                     | 0.00                    | 26.70                            | 2.37                          | --                   | 2900                    | ND<1.0            | ND<1.0            | 4.2                     | ND<2.0                  | --                     | ND<1.0                 |          |
| 6/22/2009                                       | 36.34                   | 10.84                    | 0.00                    | 25.50                            | -1.20                         | --                   | 2100                    | ND<1.0            | ND<1.0            | 1.2                     | ND<2.0                  | --                     | ND<1.0                 |          |
| 12/15/2009                                      | 36.34                   | 10.89                    | 0.00                    | 25.45                            | -0.05                         | --                   | 4100                    | ND<0.50           | ND<0.50           | 3.0                     | ND<1.0                  | --                     | 15                     |          |
| 6/30/2010                                       | 36.34                   | 9.83                     | 0.00                    | 26.51                            | 1.06                          | --                   | 2100                    | ND<0.50           | ND<0.50           | 1.7                     | ND<1.0                  | --                     | ND<0.50                |          |
| 12/21/2010                                      | 36.34                   | 9.06                     | 0.00                    | 27.28                            | 0.77                          | --                   | 2000                    | ND<1.0            | ND<1.0            | 1.9                     | ND<2.0                  | --                     | 3.8                    |          |
| <b>MW-2 (Screen Interval in feet: 7.0-19.5)</b> |                         |                          |                         |                                  |                               |                      |                         |                   |                   |                         |                         |                        |                        |          |
| 5/4/1991  | --                      | --                       | --                      | --                               | --                            | 19000                | --                      | 6.6               | 1.4               | 460                     | 630                     | --                     | --                     |          |
| 9/19/1991                                       | --                      | --                       | --                      | --                               | --                            | 19000                | --                      | 100               | 6.8               | 790                     | 310                     | --                     | --                     |          |
| 12/18/1991                                      | --                      | --                       | --                      | --                               | --                            | 10000                | --                      | 110               | 5.1               | 420                     | 96                      | --                     | --                     |          |
| 3/17/1992                                       | --                      | --                       | --                      | --                               | --                            | 16000                | --                      | 110               | ND                | 730                     | 220                     | --                     | --                     |          |

**Table 2**  
**HISTORIC FLUID LEVELS AND SELECTED ANALYTICAL RESULTS**  
**May 1991 Through December 2010**  
**76 Station 3292**

| Date Sampled          | TOC Elevation (feet) | Depth to Water (feet) | LPH Thickness (feet) | Ground-water Elevation (feet) | Change in Elevation (feet) | TPH-G 8015 (µg/l) | TPH-G (GC/MS) (µg/l) | Benzene (µg/l) | Toluene (µg/l) | Ethyl-benzene (µg/l) | Total Xylenes (µg/l) | MTBE (8021B) (µg/l) | MTBE (8260B) (µg/l) | Comments |
|-----------------------|----------------------|-----------------------|----------------------|-------------------------------|----------------------------|-------------------|----------------------|----------------|----------------|----------------------|----------------------|---------------------|---------------------|----------|
| <b>MW-2 continued</b> |                      |                       |                      |                               |                            |                   |                      |                |                |                      |                      |                     |                     |          |
| 5/19/1992             | --                   | --                    | --                   | --                            | --                         | 17000             | --                   | 140            | 87             | 680                  | 170                  | --                  | --                  |          |
| 8/20/1992             | --                   | --                    | --                   | --                            | --                         | 13000             | --                   | 52             | ND             | 660                  | 70                   | --                  | --                  |          |
| 9/16/1992             | 36.89                | 13.80                 | 0.00                 | 23.09                         | --                         | --                | --                   | --             | --             | --                   | --                   | --                  | --                  |          |
| 10/12/1992            | 36.89                | 14.19                 | 0.00                 | 22.70                         | -0.39                      | --                | --                   | --             | --             | --                   | --                   | --                  | --                  |          |
| 11/10/1992            | 36.89                | 14.06                 | 0.00                 | 22.83                         | 0.13                       | 11000             | --                   | 36             | 7.2            | 570                  | 45                   | --                  | --                  |          |
| 12/10/1992            | 36.89                | 13.21                 | 0.00                 | 23.68                         | 0.85                       | --                | --                   | --             | --             | --                   | --                   | --                  | --                  |          |
| 1/15/1993             | 36.89                | 10.12                 | 0.00                 | 26.77                         | 3.09                       | --                | --                   | --             | --             | --                   | --                   | --                  | --                  |          |
| 2/20/1993             | 36.89                | 9.07                  | 0.00                 | 27.82                         | 1.05                       | 1500              | --                   | 2.9            | 3.8            | 9.1                  | ND                   | --                  | --                  |          |
| 3/18/1993             | 36.89                | 9.55                  | 0.00                 | 27.34                         | -0.48                      | --                | --                   | --             | --             | --                   | --                   | --                  | --                  |          |
| 4/20/1993             | 36.89                | 9.19                  | 0.00                 | 27.70                         | 0.36                       | --                | --                   | --             | --             | --                   | --                   | --                  | --                  |          |
| 5/21/1993             | 36.89                | 9.84                  | 0.00                 | 27.05                         | -0.65                      | 9500              | --                   | 37             | ND             | 470                  | 62                   | --                  | --                  |          |
| 6/22/1993             | 36.89                | 10.37                 | 0.00                 | 26.52                         | -0.53                      | --                | --                   | --             | --             | --                   | --                   | --                  | --                  |          |
| 7/23/1993             | 36.89                | 10.83                 | 0.00                 | 26.06                         | -0.46                      | --                | --                   | --             | --             | --                   | --                   | --                  | --                  |          |
| 8/23/1993             | 36.89                | 11.30                 | 0.00                 | 25.59                         | -0.47                      | 15000             | --                   | 110            | ND             | 590                  | 64                   | --                  | --                  |          |
| 9/24/1993             | 36.34                | 11.14                 | 0.00                 | 25.20                         | -0.39                      | --                | --                   | --             | --             | --                   | --                   | --                  | --                  |          |
| 11/23/1993            | 36.34                | 11.69                 | 0.00                 | 24.65                         | -0.55                      | 11000             | --                   | 80             | 10             | 480                  | 20                   | --                  | --                  |          |
| 2/24/1994             | 36.34                | 9.27                  | 0.00                 | 27.07                         | 2.42                       | 11000             | --                   | 44             | ND             | 580                  | 32                   | --                  | --                  |          |
| 5/25/1994             | 36.34                | 10.30                 | 0.00                 | 26.04                         | -1.03                      | 11000             | --                   | 50             | ND             | 400                  | 22                   | --                  | --                  |          |
| 8/23/1994             | 36.34                | 11.82                 | 0.00                 | 24.52                         | -1.52                      | 12000             | --                   | 45             | 10             | 360                  | 20                   | --                  | --                  |          |
| 11/23/1994            | 36.34                | 10.97                 | 0.00                 | 25.37                         | 0.85                       | 15000             | --                   | 61             | 24             | 440                  | ND                   | --                  | --                  |          |
| 2/3/1995              | 36.34                | 7.87                  | 0.00                 | 28.47                         | 3.10                       | 9700              | --                   | 5.7            | ND             | 250                  | 10                   | --                  | --                  |          |
| 5/10/1995             | 36.34                | 8.38                  | 0.00                 | 27.96                         | -0.51                      | 7500              | --                   | 56             | 4.7            | 310                  | 33                   | --                  | --                  |          |
| 8/2/1995              | 36.34                | 9.36                  | 0.00                 | 26.98                         | -0.98                      | 8200              | --                   | 53             | 22             | 220                  | 25                   | --                  | --                  |          |

**Table 2**  
**HISTORIC FLUID LEVELS AND SELECTED ANALYTICAL RESULTS**  
**May 1991 Through December 2010**  
**76 Station 3292**

| Date Sampled          | TOC Elevation<br>(feet) | Depth to Water<br>(feet) | LPH Thickness<br>(feet) | Ground-water Elevation<br>(feet) | Change in Elevation<br>(feet) | TPH-G 8015<br>(µg/l) | TPH-G (GC/MS)<br>(µg/l) | Benzene<br>(µg/l) | Toluene<br>(µg/l) | Ethyl-benzene<br>(µg/l) | Total Xylenes<br>(µg/l) | MTBE (8021B)<br>(µg/l) | MTBE (8260B)<br>(µg/l) | Comments |
|-----------------------|-------------------------|--------------------------|-------------------------|----------------------------------|-------------------------------|----------------------|-------------------------|-------------------|-------------------|-------------------------|-------------------------|------------------------|------------------------|----------|
| <b>MW-2 continued</b> |                         |                          |                         |                                  |                               |                      |                         |                   |                   |                         |                         |                        |                        |          |
| 11/2/1995             | 36.34                   | 10.95                    | 0.00                    | 25.39                            | -1.59                         | 5000                 | --                      | 56                | 4.5               | 170                     | 7.7                     | 110                    | --                     |          |
| 2/8/1996              | 36.34                   | 7.52                     | 0.00                    | 28.82                            | 3.43                          | 7200                 | --                      | ND                | ND                | 170                     | ND                      | ND                     | --                     |          |
| 5/8/1996              | 36.34                   | 8.21                     | 0.00                    | 28.13                            | -0.69                         | 8400                 | --                      | 5.6               | 9                 | 170                     | 10                      | 130                    | --                     |          |
| 8/9/1996              | 36.34                   | 9.54                     | 0.00                    | 26.80                            | -1.33                         | 3100                 | --                      | 24                | ND                | 80                      | ND                      | 64                     | --                     |          |
| 11/7/1996             | 36.34                   | 10.69                    | 0.00                    | 25.65                            | -1.15                         | 36000                | --                      | 140               | ND                | 1900                    | 5600                    | ND                     | --                     |          |
| 2/10/1997             | 36.34                   | 7.75                     | 0.00                    | 28.59                            | 2.94                          | 4600                 | --                      | 27                | ND                | 53                      | ND                      | ND                     | --                     |          |
| 2/11/1997             | 36.34                   | --                       | --                      | --                               | --                            | --                   | --                      | --                | --                | --                      | --                      | --                     | --                     |          |
| 5/7/1997              | 36.34                   | 9.14                     | 0.00                    | 27.20                            | --                            | 5300                 | --                      | 61                | ND                | 78                      | 20                      | 180                    | --                     |          |
| 8/5/1997              | 36.34                   | 10.23                    | 0.00                    | 26.11                            | -1.09                         | 3100                 | --                      | 35                | ND                | 13                      | ND                      | 58                     | --                     |          |
| 11/4/1997             | 36.34                   | 10.65                    | 0.00                    | 25.69                            | -0.42                         | 1200                 | --                      | 16                | ND                | 11                      | 25                      | 53                     | --                     |          |
| 2/12/1998             | 36.34                   | 6.20                     | 0.00                    | 30.14                            | 4.45                          | 630                  | --                      | 12                | ND                | 7.3                     | ND                      | 48                     | --                     |          |
| 5/15/1998             | 36.30                   | 7.50                     | 0.00                    | 28.80                            | -1.34                         | 3600                 | --                      | 19                | ND                | 33                      | ND                      | 72                     | --                     |          |
| 8/12/1998             | 36.30                   | 8.82                     | 0.00                    | 27.48                            | -1.32                         | 3100                 | --                      | 44                | 6.1               | 15                      | 5.7                     | 270                    | --                     |          |
| 11/12/1998            | 36.30                   | 9.60                     | 0.00                    | 26.70                            | -0.78                         | 3200                 | --                      | 44                | ND                | 15                      | ND                      | 180                    | --                     |          |
| 3/1/1999              | 36.30                   | 7.81                     | 0.00                    | 28.49                            | 1.79                          | 3600                 | --                      | 45                | 6.2               | 7.5                     | ND                      | 570                    | --                     |          |
| 5/12/1999             | 36.30                   | 8.65                     | 0.00                    | 27.65                            | -0.84                         | 3100                 | --                      | 65                | ND                | 15                      | 17                      | 450                    | --                     |          |
| 8/11/1999             | 36.30                   | 9.95                     | 0.00                    | 26.35                            | -1.30                         | 3260                 | --                      | 33.6              | ND                | ND                      | ND                      | 154                    | --                     |          |
| 11/4/1999             | 36.30                   | 10.78                    | 0.00                    | 25.52                            | -0.83                         | 3160                 | --                      | 38.9              | 7.1               | ND                      | ND                      | 120                    | --                     |          |
| 2/29/2000             | 36.30                   | 7.44                     | 0.00                    | 28.86                            | 3.34                          | 3770                 | --                      | 13.5              | ND                | 12                      | ND                      | 105                    | --                     |          |
| 5/8/2000              | 36.30                   | 8.42                     | 0.00                    | 27.88                            | -0.98                         | 3840                 | --                      | ND                | ND                | 9.54                    | ND                      | ND                     | --                     |          |
| 8/8/2000              | 36.30                   | 9.66                     | 0.00                    | 26.64                            | -1.24                         | 3080                 | --                      | 40.8              | ND                | ND                      | ND                      | 149                    | --                     |          |
| 11/6/2000             | 36.30                   | 9.79                     | 0.00                    | 26.51                            | -0.13                         | 2510                 | --                      | 38.8              | 4.42              | ND                      | ND                      | 82.6                   | --                     |          |
| 2/7/2001              | 36.30                   | 9.43                     | 0.00                    | 26.87                            | 0.36                          | 9300                 | --                      | 140               | 120               | 71                      | 140                     | 790                    | --                     |          |

**Table 2**  
**HISTORIC FLUID LEVELS AND SELECTED ANALYTICAL RESULTS**  
**May 1991 Through December 2010**  
**76 Station 3292**

| Date Sampled          | TOC Elevation (feet) | Depth to Water (feet) | LPH Thickness (feet) | Ground-water Elevation (feet) | Change in Elevation (feet) | TPH-G 8015 (µg/l) | TPH-G (GC/MS) (µg/l) | Benzene (µg/l) | Toluene (µg/l) | Ethyl-benzene (µg/l) | Total Xylenes (µg/l) | MTBE (8021B) (µg/l) | MTBE (8260B) (µg/l) | Comments            |
|-----------------------|----------------------|-----------------------|----------------------|-------------------------------|----------------------------|-------------------|----------------------|----------------|----------------|----------------------|----------------------|---------------------|---------------------|---------------------|
| <b>MW-2 continued</b> |                      |                       |                      |                               |                            |                   |                      |                |                |                      |                      |                     |                     |                     |
| 5/9/2001              | 36.30                | 9.65                  | 0.00                 | 26.65                         | -0.22                      | 3300              | --                   | 37.9           | ND             | ND                   | ND                   | 120                 | --                  |                     |
| 8/24/2001             | 36.30                | 11.06                 | 0.00                 | 25.24                         | -1.41                      | 3100              | --                   | ND<5.0         | ND<5.0         | ND<5.0               | ND<5.0               | ND<50               | --                  |                     |
| 11/16/2001            | 36.30                | 11.19                 | 0.00                 | 25.11                         | -0.13                      | 2200              | --                   | 28             | ND<5.0         | ND<5.0               | ND<5.0               | 76                  | --                  |                     |
| 2/21/2002             | 36.30                | 8.73                  | 0.00                 | 27.57                         | 2.46                       | 2700              | --                   | 33             | ND<5.0         | ND<5.0               | ND<5.0               | 100                 | --                  |                     |
| 5/10/2002             | 36.30                | 9.71                  | 0.00                 | 26.59                         | -0.98                      | 2300              | --                   | 30             | ND<5.0         | ND<5.0               | ND<5.0               | ND<50               | --                  |                     |
| 8/26/2002             | 36.30                | 10.88                 | 0.00                 | 25.42                         | -1.17                      | --                | 4400                 | ND<5.0         | ND<5.0         | ND<5.0               | ND<10                | --                  | ND<20               |                     |
| 11/7/2002             | 36.30                | 11.16                 | 0.00                 | 25.14                         | -0.28                      | --                | 1100                 | ND<2.5         | ND<2.5         | ND<2.5               | ND<5.0               | --                  | ND<10               |                     |
| 2/14/2003             | 36.30                | 8.91                  | 0.00                 | 27.39                         | 2.25                       | --                | 1800                 | ND<0.50        | ND<0.50        | ND<0.50              | ND<1.0               | --                  | ND<2.0              |                     |
| 5/12/2003             | 36.30                | 8.73                  | 0.00                 | 27.57                         | 0.18                       | --                | 2900                 | ND<0.50        | ND<0.50        | 0.89                 | ND<1.0               | --                  | ND<2.0              |                     |
| 8/11/2003             | 36.30                | 10.51                 | 0.00                 | 25.79                         | -1.78                      | --                | 2200                 | ND<0.50        | ND<0.50        | ND<0.50              | ND<1.0               | --                  | ND<2.0              |                     |
| 11/13/2003            | 36.30                | 11.06                 | 0.00                 | 25.24                         | -0.55                      | --                | 1100                 | 1.2            | 0.68           | 0.78                 | 2.6                  | --                  | ND<2.0              |                     |
| 2/17/2004             | 36.30                | 9.17                  | 0.00                 | 27.13                         | 1.89                       | --                | 2800                 | ND<0.50        | ND<0.50        | ND<0.50              | ND<1.0               | --                  | ND<2.0              |                     |
| 5/20/2004             | 36.30                | 10.02                 | 0.00                 | 26.28                         | -0.85                      | --                | 2500                 | ND<0.50        | 0.96           | 1.1                  | ND<1.0               | --                  | ND<0.50             |                     |
| 8/25/2004             | 36.30                | 11.19                 | 0.00                 | 25.11                         | -1.17                      | --                | 2900                 | ND<0.50        | ND<0.50        | ND<0.50              | ND<1.0               | --                  | ND<0.50             |                     |
| 11/2/2004             | 36.30                | 10.74                 | 0.00                 | 25.56                         | 0.45                       | --                | 2500                 | ND<0.50        | ND<0.50        | ND<0.50              | ND<1.0               | --                  | ND<0.50             |                     |
| 3/17/2005             | 36.30                | 8.13                  | 0.00                 | 28.17                         | 2.61                       | --                | 2700                 | ND<0.50        | ND<0.50        | ND<0.50              | ND<1.0               | --                  | ND<0.50             |                     |
| 6/13/2005             | 36.30                | 8.47                  | 0.00                 | 27.83                         | -0.34                      | --                | 4100                 | ND<0.50        | ND<0.50        | 1.4                  | ND<1.0               | --                  | ND<0.50             |                     |
| 9/27/2005             | 36.30                | 10.11                 | 0.00                 | 26.19                         | -1.64                      | --                | 2400                 | ND<0.50        | ND<0.50        | ND<0.50              | ND<1.0               | --                  | ND<0.50             |                     |
| 12/20/2005            | 36.30                | 9.39                  | 0.00                 | 26.91                         | 0.72                       | --                | 2100                 | ND<0.50        | ND<0.50        | ND<0.50              | ND<1.0               | --                  | ND<0.50             |                     |
| 3/10/2006             | 36.30                | 7.43                  | 0.00                 | 28.87                         | 1.96                       | --                | 2300                 | ND<2.5         | ND<2.5         | ND<2.5               | ND<5.0               | --                  | ND<2.5              |                     |
| 6/20/2006             | 36.30                | 8.59                  | 0.00                 | 27.71                         | -1.16                      | --                | 2200                 | ND<0.50        | ND<0.50        | ND<0.50              | ND<1.0               | --                  | ND<0.50             |                     |
| 9/25/2006             | 36.30                | 9.76                  | 0.00                 | 26.54                         | -1.17                      | --                | 2300                 | ND<0.50        | ND<0.50        | ND<0.50              | ND<0.50              | --                  | ND<0.50             |                     |
| 12/18/2006            | 36.30                | 9.07                  | 0.00                 | 27.23                         | 0.69                       | --                | 1200                 | ND<0.50        | ND<0.50        | ND<0.50              | 0.58                 | --                  | ND<0.50             | Sampled on 12-26-06 |



**Table 2**  
**HISTORIC FLUID LEVELS AND SELECTED ANALYTICAL RESULTS**  
**May 1991 Through December 2010**  
**76 Station 3292**

| Date Sampled          | TOC Elevation (feet) | Depth to Water (feet) | LPH Thickness (feet)                        | Ground-water Elevation (feet) | Change in Elevation (feet) | TPH-G 8015 (µg/l) | TPH-G (GC/MS) (µg/l) | Benzene (µg/l) | Toluene (µg/l) | Ethyl-benzene (µg/l) | Total Xylenes (µg/l) | MTBE (8021B) (µg/l) | MTBE (8260B) (µg/l) | Comments |
|-----------------------|----------------------|-----------------------|---|-------------------------------|----------------------------|-------------------|----------------------|----------------|----------------|----------------------|----------------------|---------------------|---------------------|----------|
| <b>MW-2 continued</b> |                      |                       |   |                               |                            |                   |                      |                |                |                      |                      |                     |                     |          |
| 3/29/2007             | 36.30                | 10.36                 | 0.00  | 25.94                         | -1.29                      | --                | 1100                 | ND<0.50        | ND<0.50        | ND<0.50              | ND<0.50              | --                  | ND<0.50             |          |
| 6/26/2007             | 36.30                | 10.30                 | 0.00  | 26.00                         | 0.06                       | --                | 1800                 | ND<0.50        | ND<0.50        | ND<0.50              | ND<0.50              | --                  | ND<0.50             |          |
| 9/26/2007             | 36.30                | 11.30                 | 0.00  | 25.00                         | -1.00                      | --                | 500                  | ND<0.50        | ND<0.50        | ND<0.50              | ND<0.50              | --                  | ND<0.50             |          |
| 12/18/2007            | 36.30                | 11.05                 | 0.00  | 25.25                         | 0.25                       | --                | 460                  | ND<0.50        | ND<0.50        | ND<0.50              | ND<1.0               | --                  | ND<0.50             |          |
| 3/25/2008             | 36.30                | 9.42                  | 0.00  | 26.88                         | 1.63                       | --                | 1600                 | ND<0.50        | ND<0.50        | ND<0.50              | ND<1.0               | --                  | ND<0.50             |          |
| 6/18/2008             | 36.30                | 10.63                 | 0.00  | 25.67                         | -1.21                      | --                | 2400                 | ND<0.50        | ND<0.50        | ND<0.50              | ND<1.0               | --                  | ND<0.50             |          |
| 9/15/2008             | 36.30                | 11.75                 | 0.00  | 24.55                         | -1.12                      | --                | 1400                 | ND<0.50        | ND<0.50        | ND<0.50              | ND<1.0               | --                  | ND<0.50             |          |
| 12/17/2008            | 36.30                | 11.80                 | 0.00  | 24.50                         | -0.05                      | --                | 1100                 | ND<0.50        | ND<0.50        | ND<0.50              | ND<1.0               | --                  | ND<0.50             |          |
| 3/26/2009             | 36.30                | 9.48                  | 0.00  | 26.82                         | 2.32                       | --                | 1300                 | ND<0.50        | ND<0.50        | ND<0.50              | ND<1.0               | --                  | ND<0.50             |          |
| 6/22/2009             | 36.30                | 10.72                 | 0.00  | 25.58                         | -1.24                      | --                | 1300                 | ND<0.50        | ND<0.50        | ND<0.50              | ND<1.0               | --                  | ND<0.50             |          |
| 12/15/2009            | 36.30                | 10.70                 | 0.00  | 25.60                         | 0.02                       | --                | 1700                 | ND<0.50        | ND<0.50        | ND<0.50              | ND<1.0               | --                  | ND<0.50             |          |
| 6/30/2010             | 36.30                | 9.70                  | 0.00  | 26.60                         | 1.00                       | --                | 1400                 | ND<0.50        | ND<0.50        | ND<0.50              | ND<1.0               | --                  | ND<0.50             |          |
| 12/21/2010            | 36.30                | 8.88                  | 0.00  | 27.42                         | 0.82                       | --                | 1400                 | ND<0.50        | ND<0.50        | ND<0.50              | ND<1.0               | --                  | ND<0.50             |          |
| <b>MW-2(SP)</b>       |                      |                       | <b>(Screen Interval in feet: 11.0-21.0)</b> |                               |                            |                   |                      |                |                |                      |                      |                     |                     |          |
| 5/8/1996              | 35.44                | 9.12                  | 0.00  | 26.32                         | --                         | 540               | --                   | 0.68           | 21             | 1                    | 1.7                  | ND                  | --                  |          |
| 8/9/1996              | 35.44                | 9.98                  | 0.00  | 25.46                         | -0.86                      | 170               | --                   | ND             | 7.8            | ND                   | ND                   | ND                  | --                  |          |
| 11/7/1996             | 35.44                | 10.98                 | 0.00  | 24.46                         | -1.00                      | 430               | --                   | 8.9            | 1.5            | ND                   | ND                   | 10                  | --                  |          |
| 2/10/1997             | 35.44                | 8.63                  | 0.00  | 26.81                         | 2.35                       | 230               | --                   | 4.6            | 1              | ND                   | ND                   | 10                  | --                  |          |
| 2/11/1997             | 35.44                | --                    | --  | --                            | --                         | --                | --                   | --             | --             | --                   | --                   | --                  | --                  |          |
| 5/7/1997              | 35.44                | 9.58                  | 0.00  | 25.86                         | --                         | ND                | --                   | ND             | ND             | ND                   | ND                   | 14                  | --                  |          |
| 8/5/1997              | 35.44                | 10.62                 | 0.00  | 24.82                         | -1.04                      | 360               | --                   | 5.5            | 50             | ND                   | ND                   | ND                  | --                  |          |
| 11/4/1997             | 35.44                | 11.06                 | 0.00  | 24.38                         | -0.44                      | 280               | --                   | 2.9            | 13             | ND                   | 0.54                 | ND                  | --                  |          |
| 2/12/1998             | 35.44                | 7.71                  | 0.00  | 27.73                         | 3.35                       | 440               | --                   | 10             | 1.6            | ND                   | 0.69                 | 13                  | --                  |          |

**Table 2**  
**HISTORIC FLUID LEVELS AND SELECTED ANALYTICAL RESULTS**  
**May 1991 Through December 2010**  
**76 Station 3292**

| Date Sampled              | TOC Elevation (feet) | Depth to Water (feet) | LPH Thickness (feet) | Ground-water Elevation (feet) | Change in Elevation (feet) | TPH-G 8015 (µg/l) | TPH-G (GC/MS) (µg/l) | Benzene (µg/l) | Toluene (µg/l) | Ethyl-benzene (µg/l) | Total Xylenes (µg/l) | MTBE (8021B) (µg/l) | MTBE (8260B) (µg/l) | Comments              |
|---------------------------|----------------------|-----------------------|----------------------|-------------------------------|----------------------------|-------------------|----------------------|----------------|----------------|----------------------|----------------------|---------------------|---------------------|-----------------------|
| <b>MW-2(SP) continued</b> |                      |                       |                      |                               |                            |                   |                      |                |                |                      |                      |                     |                     |                       |
| 5/15/1998                 | 35.44                | 8.50                  | 0.00                 | 26.94                         | -0.79                      | 540               | --                   | 10             | 1.1            | ND                   | 1.1                  | 15                  | --                  |                       |
| 8/12/1998                 | 35.44                | 9.43                  | 0.00                 | 26.01                         | -0.93                      | ND                | --                   | ND             | ND             | ND                   | ND                   | ND                  | --                  |                       |
| 11/12/1998                | 35.44                | 9.98                  | 0.00                 | 25.46                         | -0.55                      | 300               | --                   | 6.1            | ND             | ND                   | 4                    | ND                  | --                  |                       |
| 3/1/1999                  | 35.44                | 8.70                  | 0.00                 | 26.74                         | 1.28                       | 57                | --                   | ND             | ND             | ND                   | ND                   | 4.5                 | --                  |                       |
| 5/12/1999                 | 35.44                | 9.45                  | 0.00                 | 25.99                         | -0.75                      | ND                | --                   | ND             | ND             | ND                   | ND                   | 5                   | --                  |                       |
| 8/11/1999                 | 35.44                | 10.08                 | 0.00                 | 25.36                         | -0.63                      | 337               | --                   | ND             | ND             | ND                   | ND                   | 12.4                | --                  |                       |
| 11/4/1999                 | 35.44                | 10.91                 | 0.00                 | 24.53                         | -0.83                      | 317               | --                   | 8.31           | ND             | ND                   | ND                   | 7.81                | --                  |                       |
| 2/29/2000                 | 35.44                | 8.04                  | 0.00                 | 27.40                         | 2.87                       | --                | --                   | --             | --             | --                   | --                   | --                  | --                  | Sampled semi-annually |
| 5/8/2000                  | 35.44                | 9.10                  | 0.00                 | 26.34                         | -1.06                      | 131               | --                   | ND             | ND             | ND                   | ND                   | ND                  | 4.83                |                       |
| 8/8/2000                  | 35.44                | 9.91                  | 0.00                 | 25.53                         | -0.81                      | --                | --                   | --             | --             | --                   | --                   | --                  | --                  |                       |
| 11/6/2000                 | 35.44                | 10.20                 | 0.00                 | 25.24                         | -0.29                      | 183               | --                   | ND             | ND             | ND                   | ND                   | ND                  | --                  |                       |
| 2/7/2001                  | 35.44                | 9.70                  | 0.00                 | 25.74                         | 0.50                       | --                | --                   | --             | --             | --                   | --                   | --                  | --                  |                       |
| 5/9/2001                  | 35.44                | 9.98                  | 0.00                 | 25.46                         | -0.28                      | ND                | --                   | ND             | ND             | ND                   | ND                   | ND                  | --                  |                       |
| 8/24/2001                 | 35.44                | 11.15                 | 0.00                 | 24.29                         | -1.17                      | --                | --                   | --             | --             | --                   | --                   | --                  | --                  | Sampled semi-annually |
| 11/16/2001                | 35.44                | 11.31                 | 0.00                 | 24.13                         | -0.16                      | 250               | --                   | ND<0.50        | ND<0.50        | ND<0.50              | ND<0.50              | ND<5.0              | --                  |                       |
| 2/21/2002                 | 35.44                | 9.55                  | 0.00                 | 25.89                         | 1.76                       | --                | --                   | --             | --             | --                   | --                   | --                  | --                  |                       |
| 5/10/2002                 | 35.44                | 10.01                 | 0.00                 | 25.43                         | -0.46                      | 180               | --                   | ND<0.50        | ND<0.50        | ND<0.50              | 0.71                 | 10                  | --                  |                       |
| 8/26/2002                 | 35.44                | 11.03                 | 0.00                 | 24.41                         | -1.02                      | --                | --                   | --             | --             | --                   | --                   | --                  | --                  | Sampled semi-annually |
| 11/7/2002                 | 35.44                | 11.12                 | 0.00                 | 24.32                         | -0.09                      | --                | ND<50                | ND<0.50        | ND<0.50        | ND<0.50              | ND<1.0               | --                  | 5.4                 |                       |
| 2/14/2003                 | 35.44                | 9.60                  | 0.00                 | 25.84                         | 1.52                       | --                | --                   | --             | --             | --                   | --                   | --                  | --                  | Sampled semi-annually |
| 5/12/2003                 | 35.44                | 9.21                  | 0.00                 | 26.23                         | 0.39                       | --                | ND<50                | ND<0.50        | ND<0.50        | ND<0.50              | ND<1.0               | --                  | 8.4                 |                       |
| 8/11/2003                 | 35.44                | 10.87                 | 0.00                 | 24.57                         | -1.66                      | --                | --                   | --             | --             | --                   | --                   | --                  | --                  | Monitored Only        |
| 11/13/2003                | 35.44                | --                    | --                   | --                            | --                         | --                | --                   | --             | --             | --                   | --                   | --                  | --                  | Covered with asphalt  |

**Table 2**  
**HISTORIC FLUID LEVELS AND SELECTED ANALYTICAL RESULTS**  
**May 1991 Through December 2010**  
**76 Station 3292**

| Date Sampled              | TOC Elevation (feet) | Depth to Water (feet) | LPH Thickness (feet) | Ground-water Elevation (feet) | Change in Elevation (feet) | TPH-G 8015 (µg/l) | TPH-G (GC/MS) (µg/l) | Benzene (µg/l) | Toluene (µg/l) | Ethyl-benzene (µg/l) | Total Xylenes (µg/l) | MTBE (8021B) (µg/l) | MTBE (8260B) (µg/l) | Comments               |
|---------------------------|----------------------|-----------------------|----------------------|-------------------------------|----------------------------|-------------------|----------------------|----------------|----------------|----------------------|----------------------|---------------------|---------------------|------------------------|
| <b>MW-2(SP) continued</b> |                      |                       |                      |                               |                            |                   |                      |                |                |                      |                      |                     |                     |                        |
| 2/17/2004                 | 35.44                | 9.79                  | 0.00                 | 25.65                         | --                         | --                | --                   | --             | --             | --                   | --                   | --                  | --                  | Monitored Only         |
| 5/20/2004                 | 35.44                | 10.29                 | 0.00                 | 25.15                         | -0.50                      | --                | 260                  | ND<0.50        | ND<0.50        | ND<0.50              | ND<1.0               | --                  | 11                  |                        |
| 8/25/2004                 | 35.44                | 11.25                 | 0.00                 | 24.19                         | -0.96                      | --                | --                   | --             | --             | --                   | --                   | --                  | --                  | Monitored Only         |
| 11/2/2004                 | 35.44                | 10.87                 | 0.00                 | 24.57                         | 0.38                       | --                | 150                  | ND<0.50        | ND<0.50        | ND<0.50              | ND<1.0               | --                  | 6.1                 |                        |
| 3/17/2005                 | 35.44                | 8.91                  | 0.00                 | 26.53                         | 1.96                       | --                | --                   | --             | --             | --                   | --                   | --                  | --                  | Sampled Semi-Annually  |
| 6/13/2005                 | 35.44                | 9.10                  | 0.00                 | 26.34                         | -0.19                      | --                | 260                  | ND<0.50        | ND<0.50        | 0.64                 | ND<1.0               | --                  | 10                  |                        |
| 9/27/2005                 | 35.44                | 10.34                 | 0.00                 | 25.10                         | -1.24                      | --                | --                   | --             | --             | --                   | --                   | --                  | --                  | Sampled semi-annually  |
| 12/20/2005                | 35.44                | 10.48                 | 0.00                 | 24.96                         | -0.14                      | --                | 260                  | ND<0.50        | ND<0.50        | ND<0.50              | ND<1.0               | --                  | 3.6                 |                        |
| 3/10/2006                 | 35.44                | 8.50                  | 0.00                 | 26.94                         | 1.98                       | --                | --                   | --             | --             | --                   | --                   | --                  | --                  | Sampled Q2 and Q4 only |
| 6/20/2006                 | 35.44                | 9.26                  | 0.00                 | 26.18                         | -0.76                      | --                | ND<50                | ND<0.50        | ND<0.50        | ND<0.50              | ND<1.0               | --                  | 4.9                 |                        |
| 9/25/2006                 | 35.44                | 10.11                 | 0.00                 | 25.33                         | -0.85                      | --                | --                   | --             | --             | --                   | --                   | --                  | --                  | Sampled Q2 and Q4 only |
| 12/18/2006                | 35.44                | 9.64                  | 0.00                 | 25.80                         | 0.47                       | --                | 120                  | ND<0.50        | ND<0.50        | ND<0.50              | ND<0.50              | --                  | 1.6                 |                        |
| 3/29/2007                 | 35.44                | 9.77                  | 0.00                 | 25.67                         | -0.13                      | --                | --                   | --             | --             | --                   | --                   | --                  | --                  | Sampled Q2 and Q4 only |
| 6/26/2007                 | 35.44                | 10.48                 | 0.00                 | 24.96                         | -0.71                      | --                | 200                  | ND<0.50        | ND<0.50        | ND<0.50              | ND<0.50              | --                  | 4.0                 |                        |
| 9/26/2007                 | 35.44                | 11.32                 | 0.00                 | 24.12                         | -0.84                      | --                | --                   | --             | --             | --                   | --                   | --                  | --                  | Sampled Q2 and Q4 only |
| 12/18/2007                | 35.44                | 11.15                 | 0.00                 | 24.29                         | 0.17                       | --                | ND<50                | ND<0.50        | ND<0.50        | ND<0.50              | ND<1.0               | --                  | ND<0.50             |                        |
| 3/25/2008                 | 35.44                | 9.02                  | 0.00                 | 26.42                         | 2.13                       | --                | --                   | --             | --             | --                   | --                   | --                  | --                  | Sampled Q2 and Q4 only |
| 6/18/2008                 | 35.44                | 10.75                 | 0.00                 | 24.69                         | -1.73                      | --                | 170                  | ND<0.50        | ND<0.50        | ND<0.50              | ND<1.0               | --                  | 4.3                 |                        |
| 9/15/2008                 | 35.44                | 11.71                 | 0.00                 | 23.73                         | -0.96                      | --                | --                   | --             | --             | --                   | --                   | --                  | --                  | Sampled Q2 and Q4 only |
| 12/17/2008                | 35.44                | 11.85                 | 0.00                 | 23.59                         | -0.14                      | --                | 190                  | ND<0.50        | ND<0.50        | ND<0.50              | ND<1.0               | --                  | 4.4                 |                        |
| 3/26/2009                 | 35.44                | 9.88                  | 0.00                 | 25.56                         | 1.97                       | --                | --                   | --             | --             | --                   | --                   | --                  | --                  | Sampled Q2 and Q4 only |
| 6/22/2009                 | 35.44                | 10.74                 | 0.00                 | 24.70                         | -0.86                      | --                | 120                  | ND<0.50        | ND<0.50        | ND<0.50              | ND<1.0               | --                  | 4.5                 |                        |
| 12/15/2009                | 35.44                | 10.92                 | 0.00                 | 24.52                         | -0.18                      | --                | 91                   | ND<0.50        | ND<0.50        | ND<0.50              | ND<1.0               | --                  | 1.0                 |                        |

**Table 2**  
**HISTORIC FLUID LEVELS AND SELECTED ANALYTICAL RESULTS**  
**May 1991 Through December 2010**  
**76 Station 3292**

| Date Sampled                                    | TOC Elevation (feet) | Depth to Water (feet) | LPH Thickness (feet) | Ground-water Elevation (feet) | Change in Elevation (feet) | TPH-G 8015 (µg/l) | TPH-G (GC/MS) (µg/l) | Benzene (µg/l) | Toluene (µg/l) | Ethyl-benzene (µg/l) | Total Xylenes (µg/l) | MTBE (8021B) (µg/l) | MTBE (8260B) (µg/l) | Comments |
|---|----------------------|-----------------------|----------------------|-------------------------------|----------------------------|-------------------|----------------------|----------------|----------------|----------------------|----------------------|---------------------|---------------------|----------|
| <b>MW-2(SP) continued</b>                       |                      |                       |                      |                               |                            |                   |                      |                |                |                      |                      |                     |                     |          |
| 6/30/2010                                       | 35.44                | 9.97                  | 0.00                 | 25.47                         | 0.95                       | --                | 140                  | ND<0.50        | ND<0.50        | ND<0.50              | ND<1.0               | --                  | 2.3                 |          |
| 12/21/2010                                      | 35.44                | 9.72                  | 0.00                 | 25.72                         | 0.25                       | --                | 120                  | ND<0.50        | ND<0.50        | ND<0.50              | ND<1.0               | --                  | 1.7                 |          |
| <b>MW-3 (Screen Interval in feet: 7.0-22.5)</b> |                      |                       |                      |                               |                            |                   |                      |                |                |                      |                      |                     |                     |          |
| 5/4/1991  | --                   | --                    | --                   | --                            | --                         | 9100              | --                   | 2              | ND             | 55                   | 180                  | --                  | --                  |          |
| 9/19/1991                                       | --                   | --                    | --                   | --                            | --                         | 7600              | --                   | ND             | 13             | 190                  | 170                  | --                  | --                  |          |
| 12/18/1991                                      | --                   | --                    | --                   | --                            | --                         | 5900              | --                   | 54             | 6.4            | 110                  | 64                   | --                  | --                  |          |
| 3/17/1992                                       | --                   | --                    | --                   | --                            | --                         | 5800              | --                   | 66             | 7.5            | 100                  | 58                   | --                  | --                  |          |
| 5/19/1992                                       | --                   | --                    | --                   | --                            | --                         | 3400              | --                   | 25             | 3.6            | 66                   | 41                   | --                  | --                  |          |
| 8/20/1992                                       | --                   | --                    | --                   | --                            | --                         | 4500              | --                   | 58             | ND             | 65                   | 35                   | --                  | --                  |          |
| 9/16/1992                                       | 36.84                | 13.74                 | 0.00                 | 23.10                         | --                         | --                | --                   | --             | --             | --                   | --                   | --                  | --                  |          |
| 10/12/1992                                      | 36.84                | 14.13                 | 0.00                 | 22.71                         | -0.39                      | --                | --                   | --             | --             | --                   | --                   | --                  | --                  |          |
| 11/10/1992                                      | 36.84                | 14.03                 | 0.00                 | 22.81                         | 0.10                       | 3400              | --                   | 37             | ND             | 85                   | 34                   | --                  | --                  |          |
| 12/10/1992                                      | 36.84                | 13.15                 | 0.00                 | 23.69                         | 0.88                       | --                | --                   | --             | --             | --                   | --                   | --                  | --                  |          |
| 1/15/1993                                       | 36.84                | 10.07                 | 0.00                 | 26.77                         | 3.08                       | --                | --                   | --             | --             | --                   | --                   | --                  | --                  |          |
| 2/20/1993                                       | 36.84                | 9.02                  | 0.00                 | 27.82                         | 1.05                       | 1600              | --                   | 12             | 18             | 8.9                  | 12                   | --                  | --                  |          |
| 3/18/1993                                       | 36.84                | 9.50                  | 0.00                 | 27.34                         | -0.48                      | --                | --                   | --             | --             | --                   | --                   | --                  | --                  |          |
| 4/20/1993                                       | 36.84                | 9.02                  | 0.00                 | 27.82                         | 0.48                       | --                | --                   | --             | --             | --                   | --                   | --                  | --                  |          |
| 5/21/1993                                       | 36.84                | 9.70                  | 0.00                 | 27.14                         | -0.68                      | 2600              | --                   | 42             | ND             | 43                   | 15                   | --                  | --                  |          |
| 6/22/1993                                       | 36.84                | 10.28                 | 0.00                 | 26.56                         | -0.58                      | --                | --                   | --             | --             | --                   | --                   | --                  | --                  |          |
| 7/23/1993                                       | 36.84                | 10.74                 | 0.00                 | 26.10                         | -0.46                      | --                | --                   | --             | --             | --                   | --                   | --                  | --                  |          |
| 8/23/1993                                       | 36.84                | 11.24                 | 0.00                 | 25.60                         | -0.50                      | 2900              | --                   | 25             | ND             | 50                   | 18                   | --                  | --                  |          |
| 9/24/1993                                       | 36.42                | 11.20                 | 0.00                 | 25.22                         | -0.38                      | --                | --                   | --             | --             | --                   | --                   | --                  | --                  |          |
| 11/23/1993                                      | 36.42                | 11.78                 | 0.00                 | 24.64                         | -0.58                      | 2300              | --                   | 34             | ND             | 24                   | 5.6                  | --                  | --                  |          |

**Table 2**  
**HISTORIC FLUID LEVELS AND SELECTED ANALYTICAL RESULTS**  
**May 1991 Through December 2010**  
**76 Station 3292**

| Date Sampled          | TOC Elevation<br>(feet) | Depth to Water<br>(feet) | LPH Thickness<br>(feet) | Ground-water Elevation<br>(feet) | Change in Elevation<br>(feet) | TPH-G 8015<br>(µg/l) | TPH-G (GC/MS)<br>(µg/l) | Benzene<br>(µg/l) | Toluene<br>(µg/l) | Ethyl-benzene<br>(µg/l) | Total Xylenes<br>(µg/l) | MTBE (8021B)<br>(µg/l) | MTBE (8260B)<br>(µg/l) | Comments |
|-----------------------|-------------------------|--------------------------|-------------------------|----------------------------------|-------------------------------|----------------------|-------------------------|-------------------|-------------------|-------------------------|-------------------------|------------------------|------------------------|----------|
| <b>MW-3 continued</b> |                         |                          |                         |                                  |                               |                      |                         |                   |                   |                         |                         |                        |                        |          |
| 2/24/1994             | 36.42                   | 9.21                     | 0.00                    | 27.21                            | 2.57                          | 3400                 | --                      | 46                | ND                | 53                      | 11                      | --                     | --                     |          |
| 5/25/1994             | 36.42                   | 10.34                    | 0.00                    | 26.08                            | -1.13                         | 1400                 | --                      | 20                | ND                | ND                      | ND                      | --                     | --                     |          |
| 8/23/1994             | 36.42                   | 11.88                    | 0.00                    | 24.54                            | -1.54                         | 2900                 | --                      | 37                | 49                | 14                      | 2.9                     | --                     | --                     |          |
| 11/23/1994            | 36.42                   | 10.98                    | 0.00                    | 25.44                            | 0.90                          | 3200                 | --                      | 48                | ND                | 22                      | ND                      | --                     | --                     |          |
| 2/3/1995              | 36.42                   | 7.82                     | 0.00                    | 28.60                            | 3.16                          | 780                  | --                      | 13                | ND                | 2.1                     | ND                      | --                     | --                     |          |
| 5/10/1995             | 36.42                   | 8.38                     | 0.00                    | 28.04                            | -0.56                         | 1300                 | --                      | ND                | ND                | ND                      | ND                      | --                     | --                     |          |
| 8/2/1995              | 36.42                   | 9.49                     | 0.00                    | 26.93                            | -1.11                         | 1500                 | --                      | 6.3               | ND                | 16                      | 2.1                     | --                     | --                     |          |
| 11/2/1995             | 36.42                   | 11.00                    | 0.00                    | 25.42                            | -1.51                         | 1100                 | --                      | 5.2               | 2.1               | 7.4                     | 0.5                     | 15                     | --                     |          |
| 2/8/1996              | 36.42                   | 7.41                     | 0.00                    | 29.01                            | 3.59                          | 450                  | --                      | ND                | ND                | ND                      | ND                      | ND                     | --                     |          |
| 5/8/1996              | 36.42                   | 8.20                     | 0.00                    | 28.22                            | -0.79                         | 590                  | --                      | ND                | 11                | 10                      | ND                      | ND                     | --                     |          |
| 8/9/1996              | 36.42                   | 9.53                     | 0.00                    | 26.89                            | -1.33                         | ND                   | --                      | ND                | ND                | ND                      | ND                      | ND                     | --                     |          |
| 11/7/1996             | 36.42                   | 10.96                    | 0.00                    | 25.46                            | -1.43                         | 140                  | --                      | 1.2               | ND                | ND                      | ND                      | 5.6                    | --                     |          |
| 2/10/1997             | 36.42                   | 7.71                     | 0.00                    | 28.71                            | 3.25                          | 89                   | --                      | 1.8               | ND                | ND                      | ND                      | ND                     | --                     |          |
| 2/11/1997             | 36.42                   | --                       | --                      | --                               | --                            | --                   | --                      | --                | --                | --                      | --                      | --                     | --                     |          |
| 5/7/1997              | 36.42                   | 9.17                     | 0.00                    | 27.25                            | --                            | 52                   | --                      | ND                | ND                | ND                      | 5.1                     | 5.1                    | --                     |          |
| 8/5/1997              | 36.42                   | 10.27                    | 0.00                    | 26.15                            | -1.10                         | ND                   | --                      | ND                | ND                | ND                      | ND                      | ND                     | --                     |          |
| 11/4/1997             | 36.42                   | 10.83                    | 0.00                    | 25.59                            | -0.56                         | 93                   | --                      | 1.8               | ND                | ND                      | ND                      | 6.2                    | --                     |          |
| 2/12/1998             | 36.42                   | 6.00                     | 0.00                    | 30.42                            | 4.83                          | 56                   | --                      | 0.59              | ND                | ND                      | ND                      | 2.7                    | --                     |          |
| 5/15/1998             | 36.42                   | 7.42                     | 0.00                    | 29.00                            | -1.42                         | 130                  | --                      | 0.68              | ND                | ND                      | 0.63                    | 10                     | --                     |          |
| 8/12/1998             | 36.42                   | 8.84                     | 0.00                    | 27.58                            | -1.42                         | 50                   | --                      | ND                | ND                | ND                      | ND                      | ND                     | --                     |          |
| 11/12/1998            | 36.42                   | 9.57                     | 0.00                    | 26.85                            | -0.73                         | 60                   | --                      | ND                | ND                | ND                      | ND                      | 3.8                    | --                     |          |
| 3/1/1999              | 36.42                   | 8.74                     | 0.00                    | 27.68                            | 0.83                          | 66                   | --                      | ND                | ND                | ND                      | ND                      | 3.2                    | --                     |          |
| 5/12/1999             | 36.42                   | 8.92                     | 0.00                    | 27.50                            | -0.18                         | ND                   | --                      | ND                | ND                | ND                      | ND                      | ND                     | --                     |          |

**Table 2**  
**HISTORIC FLUID LEVELS AND SELECTED ANALYTICAL RESULTS**  
**May 1991 Through December 2010**  
**76 Station 3292**

| Date Sampled          | TOC Elevation (feet) | Depth to Water (feet) | LPH Thickness (feet) | Ground-water Elevation (feet) | Change in Elevation (feet) | TPH-G 8015 (µg/l) | TPH-G (GC/MS) (µg/l) | Benzene (µg/l) | Toluene (µg/l) | Ethyl-benzene (µg/l) | Total Xylenes (µg/l) | MTBE (8021B) (µg/l) | MTBE (8260B) (µg/l) | Comments              |
|-----------------------|----------------------|-----------------------|----------------------|-------------------------------|----------------------------|-------------------|----------------------|----------------|----------------|----------------------|----------------------|---------------------|---------------------|-----------------------|
| <b>MW-3 continued</b> |                      |                       |                      |                               |                            |                   |                      |                |                |                      |                      |                     |                     |                       |
| 8/11/1999             | 36.42                | 10.18                 | 0.00                 | 26.24                         | -1.26                      | ND                | --                   | ND             | ND             | ND                   | ND                   | ND                  | --                  |                       |
| 11/4/1999             | 36.42                | 11.06                 | 0.00                 | 25.36                         | -0.88                      | ND                | --                   | ND             | ND             | ND                   | ND                   | ND                  | --                  |                       |
| 2/29/2000             | 36.42                | --                    | --                   | --                            | --                         | --                | --                   | --             | --             | --                   | --                   | --                  | --                  | Not Monitored/Sampled |
| 8/8/2000              | 36.42                | 10.03                 | 0.00                 | 26.39                         | --                         | --                | --                   | --             | --             | --                   | --                   | --                  | --                  |                       |
| 11/6/2000             | 36.42                | 10.10                 | 0.00                 | 26.32                         | -0.07                      | --                | --                   | --             | --             | --                   | --                   | --                  | --                  |                       |
| 2/7/2001              | 36.42                | 9.81                  | 0.00                 | 26.61                         | 0.29                       | --                | --                   | --             | --             | --                   | --                   | --                  | --                  |                       |
| 5/9/2001              | 36.42                | 9.58                  | 0.00                 | 26.84                         | 0.23                       | --                | --                   | --             | --             | --                   | --                   | --                  | --                  |                       |
| 8/24/2001             | 36.42                | 11.12                 | 0.00                 | 25.30                         | -1.54                      | --                | --                   | --             | --             | --                   | --                   | --                  | --                  |                       |
| 11/16/2001            | 36.42                | 10.84                 | 0.00                 | 25.58                         | 0.28                       | --                | --                   | --             | --             | --                   | --                   | --                  | --                  |                       |
| 2/21/2002             | 36.42                | 8.68                  | 0.00                 | 27.74                         | 2.16                       | --                | --                   | --             | --             | --                   | --                   | --                  | --                  |                       |
| 5/10/2002             | 36.42                | 9.71                  | 0.00                 | 26.71                         | -1.03                      | --                | --                   | --             | --             | --                   | --                   | --                  | --                  |                       |
| 8/26/2002             | 36.42                | 10.85                 | 0.00                 | 25.57                         | -1.14                      | --                | --                   | --             | --             | --                   | --                   | --                  | --                  |                       |
| 11/7/2002             | 36.42                | 10.89                 | 0.00                 | 25.53                         | -0.04                      | --                | --                   | --             | --             | --                   | --                   | --                  | --                  |                       |
| 2/14/2003             | 36.42                | 8.72                  | 0.00                 | 27.70                         | 2.17                       | --                | --                   | --             | --             | --                   | --                   | --                  | --                  |                       |
| 5/12/2003             | 36.42                | 8.25                  | 0.00                 | 28.17                         | 0.47                       | --                | --                   | --             | --             | --                   | --                   | --                  | --                  |                       |
| 8/11/2003             | 36.42                | 10.64                 | 0.00                 | 25.78                         | -2.39                      | --                | --                   | --             | --             | --                   | --                   | --                  | --                  |                       |
| 11/13/2003            | 36.42                | --                    | --                   | --                            | --                         | --                | --                   | --             | --             | --                   | --                   | --                  | --                  | Covered with asphalt  |
| 2/17/2004             | 36.42                | 9.17                  | 0.00                 | 27.25                         | --                         | --                | --                   | --             | --             | --                   | --                   | --                  | --                  | Monitored Only        |
| 5/20/2004             | 36.42                | 10.03                 | 0.00                 | 26.39                         | -0.86                      | --                | --                   | --             | --             | --                   | --                   | --                  | --                  | Monitored Only        |
| 8/25/2004             | 36.42                | 11.26                 | 0.00                 | 25.16                         | -1.23                      | --                | --                   | --             | --             | --                   | --                   | --                  | --                  | Monitored Only        |
| 11/2/2004             | 36.42                | 10.78                 | 0.00                 | 25.64                         | 0.48                       | --                | --                   | --             | --             | --                   | --                   | --                  | --                  | Monitored Only        |
| 3/17/2005             | 36.42                | 8.13                  | 0.00                 | 28.29                         | 2.65                       | --                | --                   | --             | --             | --                   | --                   | --                  | --                  | Monitored Only        |
| 6/13/2005             | 36.42                | 8.41                  | 0.00                 | 28.01                         | -0.28                      | --                | --                   | --             | --             | --                   | --                   | --                  | --                  | Monitored only        |

**Table 2**  
**HISTORIC FLUID LEVELS AND SELECTED ANALYTICAL RESULTS**  
**May 1991 Through December 2010**  
**76 Station 3292**

| Date Sampled          | TOC Elevation (feet) | Depth to Water (feet) | LPH Thickness (feet)                        | Ground-water Elevation (feet) | Change in Elevation (feet) | TPH-G 8015 (µg/l) | TPH-G (GC/MS) (µg/l) | Benzene (µg/l) | Toluene (µg/l) | Ethyl-benzene (µg/l) | Total Xylenes (µg/l) | MTBE (8021B) (µg/l) | MTBE (8260B) (µg/l) | Comments       |
|-----------------------|----------------------|-----------------------|---|-------------------------------|----------------------------|-------------------|----------------------|----------------|----------------|----------------------|----------------------|---------------------|---------------------|----------------|
| <b>MW-3 continued</b> |                      |                       |   |                               |                            |                   |                      |                |                |                      |                      |                     |                     |                |
| 9/27/2005             | 36.42                | 10.13                 | 0.00  | 26.29                         | -1.72                      | --                | --                   | --             | --             | --                   | --                   | --                  | --                  | Monitored Only |
| 12/20/2005            | 36.42                | 10.20                 | 0.00  | 26.22                         | -0.07                      | --                | --                   | --             | --             | --                   | --                   | --                  | --                  | Monitored Only |
| 3/10/2006             | 36.42                | 7.39                  | 0.00  | 29.03                         | 2.81                       | --                | --                   | --             | --             | --                   | --                   | --                  | --                  | Monitored Only |
| 6/20/2006             | 36.42                | 8.17                  | 0.00  | 28.25                         | -0.78                      | --                | --                   | --             | --             | --                   | --                   | --                  | --                  | Monitored Only |
| 9/25/2006             | 36.42                | 9.53                  | 0.00  | 26.89                         | -1.36                      | --                | --                   | --             | --             | --                   | --                   | --                  | --                  | Monitored Only |
| 12/18/2006            | 36.42                | 9.01                  | 0.00  | 27.41                         | 0.52                       | --                | --                   | --             | --             | --                   | --                   | --                  | --                  | Monitored Only |
| 3/29/2007             | 36.42                | 9.19                  | 0.00  | 27.23                         | -0.18                      | --                | --                   | --             | --             | --                   | --                   | --                  | --                  | Monitored Only |
| 6/26/2007             | 36.42                | 10.09                 | 0.00  | 26.33                         | -0.90                      | --                | --                   | --             | --             | --                   | --                   | --                  | --                  | Monitored Only |
| 9/26/2007             | 36.42                | 11.10                 | 0.00  | 25.32                         | -1.01                      | --                | --                   | --             | --             | --                   | --                   | --                  | --                  | Monitored Only |
| 12/18/2007            | 36.42                | 11.12                 | 0.00  | 25.30                         | -0.02                      | --                | --                   | --             | --             | --                   | --                   | --                  | --                  | Monitored only |
| 3/25/2008             | 36.42                | 9.62                  | 0.00  | 26.80                         | 1.50                       | --                | --                   | --             | --             | --                   | --                   | --                  | --                  | Monitored Only |
| 6/18/2008             | 36.42                | 10.27                 | 0.00  | 26.15                         | -0.65                      | --                | --                   | --             | --             | --                   | --                   | --                  | --                  | Monitored Only |
| 9/15/2008             | 36.42                | 11.89                 | 0.00  | 24.53                         | -1.62                      | --                | --                   | --             | --             | --                   | --                   | --                  | --                  | Monitored only |
| 12/17/2008            | 36.42                | 11.83                 | 0.00  | 24.59                         | 0.06                       | --                | --                   | --             | --             | --                   | --                   | --                  | --                  | Monitored only |
| 3/26/2009             | 36.42                | 9.91                  | 0.00  | 26.51                         | 1.92                       | --                | --                   | --             | --             | --                   | --                   | --                  | --                  | Monitored only |
| 6/22/2009             | 36.42                | 10.67                 | 0.00  | 25.75                         | -0.76                      | --                | --                   | --             | --             | --                   | --                   | --                  | --                  | Monitored only |
| <b>MW-3(SP)</b>       |                      |                       | <b>(Screen Interval in feet: 11.0-21.0)</b> |                               |                            |                   |                      |                |                |                      |                      |                     |                     |                |
| 5/8/1996              | 35.81                | 8.73                  | 0.00  | 27.08                         | --                         | 4700              | --                   | 7.9            | 36             | 13                   | 4                    | 42                  | --                  |                |
| 8/9/1996              | 35.81                | 9.73                  | 0.00  | 26.08                         | -1.00                      | 2000              | --                   | ND             | 14             | 7.6                  | ND                   | ND                  | --                  |                |
| 11/7/1996             | 35.81                | 10.88                 | 0.00  | 24.93                         | -1.15                      | 1800              | --                   | 29             | ND             | ND                   | ND                   | 40                  | --                  |                |
| 2/10/1997             | 35.81                | 8.16                  | 0.00  | 27.65                         | 2.72                       | 3500              | --                   | 70             | 14             | ND                   | ND                   | 150                 | --                  |                |
| 5/7/1997              | 35.81                | 9.35                  | 0.00  | 26.46                         | -1.19                      | 3100              | --                   | 48             | ND             | ND                   | ND                   | 110                 | --                  |                |
| 8/5/1997              | 35.81                | 10.44                 | 0.00  | 25.37                         | -1.09                      | 3200              | --                   | 43             | 5.7            | ND                   | ND                   | 61                  | --                  |                |

**Table 2**  
**HISTORIC FLUID LEVELS AND SELECTED ANALYTICAL RESULTS**  
**May 1991 Through December 2010**  
**76 Station 3292**

| Date Sampled              | TOC Elevation (feet) | Depth to Water (feet) | LPH Thickness (feet) | Ground-water Elevation (feet) | Change in Elevation (feet) | TPH-G 8015 (µg/l) | TPH-G (GC/MS) (µg/l) | Benzene (µg/l) | Toluene (µg/l) | Ethyl-benzene (µg/l) | Total Xylenes (µg/l) | MTBE (8021B) (µg/l) | MTBE (8260B) (µg/l) | Comments              |
|---------------------------|----------------------|-----------------------|----------------------|-------------------------------|----------------------------|-------------------|----------------------|----------------|----------------|----------------------|----------------------|---------------------|---------------------|-----------------------|
| <b>MW-3(SP) continued</b> |                      |                       |                      |                               |                            |                   |                      |                |                |                      |                      |                     |                     |                       |
| 11/4/1997                 | 35.81                | 10.90                 | 0.00                 | 24.91                         | -0.46                      | 2600              | --                   | 34             | ND             | ND                   | ND                   | 53                  | --                  |                       |
| 2/12/1998                 | 35.81                | 6.77                  | 0.00                 | 29.04                         | 4.13                       | 3200              | --                   | 62             | ND             | ND                   | ND                   | 100                 | --                  |                       |
| 5/15/1998                 | 35.82                | 8.02                  | 0.00                 | 27.80                         | -1.24                      | ND                | --                   | ND             | ND             | ND                   | ND                   | 2.5                 | --                  |                       |
| 8/12/1998                 | 35.82                | 9.11                  | 0.00                 | 26.71                         | -1.09                      | 110               | --                   | ND             | 4.1            | ND                   | ND                   | ND                  | --                  |                       |
| 11/12/1998                | 35.82                | 9.81                  | 0.00                 | 26.01                         | -0.70                      | 1800              | --                   | 37             | 2.8            | ND                   | ND                   | 55                  | --                  |                       |
| 3/1/1999                  | 35.82                | 8.27                  | 0.00                 | 27.55                         | 1.54                       | 2900              | --                   | 12             | 3.6            | ND                   | ND                   | 110                 | --                  |                       |
| 5/12/1999                 | 35.82                | 8.92                  | 0.00                 | 26.90                         | -0.65                      | 4100              | --                   | 34             | ND             | ND                   | ND                   | 45                  | --                  |                       |
| 8/11/1999                 | 35.82                | 9.59                  | 0.00                 | 26.23                         | -0.67                      | 3220              | --                   | 22.8           | ND             | ND                   | ND                   | 50.8                | --                  |                       |
| 11/4/1999                 | 35.82                | 10.86                 | 0.00                 | 24.96                         | -1.27                      | 2460              | --                   | 26.6           | ND             | ND                   | ND                   | 52.1                | --                  |                       |
| 2/29/2000                 | 35.82                | 7.92                  | 0.00                 | 27.90                         | 2.94                       | --                | --                   | --             | --             | --                   | --                   | --                  | --                  | Sampled semi-annually |
| 5/8/2000                  | 35.82                | 9.07                  | 0.00                 | 26.75                         | -1.15                      | 1080              | --                   | ND             | ND             | ND                   | ND                   | ND                  | ND                  |                       |
| 8/8/2000                  | 35.82                | 9.86                  | 0.00                 | 25.96                         | -0.79                      | --                | --                   | --             | --             | --                   | --                   | --                  | --                  |                       |
| 11/6/2000                 | 35.82                | 10.12                 | 0.00                 | 25.70                         | -0.26                      | 3100              | --                   | 35             | ND             | ND                   | ND                   | 95.7                | --                  |                       |
| 2/7/2001                  | 35.82                | 9.65                  | 0.00                 | 26.17                         | 0.47                       | --                | --                   | --             | --             | --                   | --                   | --                  | --                  |                       |
| 5/9/2001                  | 35.82                | 9.79                  | 0.00                 | 26.03                         | -0.14                      | 3350              | --                   | 34             | ND             | ND                   | ND                   | ND                  | --                  |                       |
| 8/24/2001                 | 35.82                | 11.09                 | 0.00                 | 24.73                         | -1.30                      | --                | --                   | --             | --             | --                   | --                   | --                  | --                  | Sampled semi-annually |
| 11/16/2001                | 35.82                | 11.29                 | 0.00                 | 24.53                         | -0.20                      | 3300              | --                   | 47             | ND<10          | ND<10                | ND<10                | ND<100              | --                  |                       |
| 2/21/2002                 | 35.82                | 9.19                  | 0.00                 | 26.63                         | 2.10                       | --                | --                   | --             | --             | --                   | --                   | --                  | --                  |                       |
| 5/10/2002                 | 35.82                | 9.84                  | 0.00                 | 25.98                         | -0.65                      | 4700              | --                   | 55             | ND<5.0         | ND<5.0               | ND<5.0               | 140                 | --                  |                       |
| 8/26/2002                 | 35.82                | 10.95                 | 0.00                 | 24.87                         | -1.11                      | --                | --                   | --             | --             | --                   | --                   | --                  | --                  | Sampled semi-annually |
| 11/7/2002                 | 35.82                | 11.33                 | 0.00                 | 24.49                         | -0.38                      | --                | 2600                 | ND<5.0         | ND<5.0         | ND<5.0               | ND<10                | --                  | ND<20               |                       |
| 2/14/2003                 | 35.82                | 9.92                  | 0.00                 | 25.90                         | 1.41                       | --                | --                   | --             | --             | --                   | --                   | --                  | --                  | Sampled semi-annually |
| 5/12/2003                 | 35.82                | 9.74                  | 0.00                 | 26.08                         | 0.18                       | --                | 420                  | ND<0.50        | ND<0.50        | ND<0.50              | ND<1.0               | --                  | ND<2.0              |                       |



**Table 2**  
**HISTORIC FLUID LEVELS AND SELECTED ANALYTICAL RESULTS**  
**May 1991 Through December 2010**  
**76 Station 3292**

| Date Sampled              | TOC Elevation (feet) | Depth to Water (feet) | LPH Thickness (feet) | Ground-water Elevation (feet) | Change in Elevation (feet) | TPH-G 8015 (µg/l) | TPH-G (GC/MS) (µg/l) | Benzene (µg/l) | Toluene (µg/l) | Ethyl-benzene (µg/l) | Total Xylenes (µg/l) | MTBE (8021B) (µg/l) | MTBE (8260B) (µg/l) | Comments               |
|---------------------------|----------------------|-----------------------|----------------------|-------------------------------|----------------------------|-------------------|----------------------|----------------|----------------|----------------------|----------------------|---------------------|---------------------|------------------------|
| <b>MW-3(SP) continued</b> |                      |                       |                      |                               |                            |                   |                      |                |                |                      |                      |                     |                     |                        |
| 8/11/2003                 | 35.82                | 11.26                 | 0.00                 | 24.56                         | -1.52                      | --                | --                   | --             | --             | --                   | --                   | --                  | --                  | Monitored Only         |
| 11/13/2003                | 35.82                | --                    | --                   | --                            | --                         | --                | --                   | --             | --             | --                   | --                   | --                  | --                  | Covered with asphalt   |
| 2/17/2004                 | 35.82                | 9.54                  | 0.00                 | 26.28                         | --                         | --                | --                   | --             | --             | --                   | --                   | --                  | --                  | Monitored Only         |
| 5/20/2004                 | 35.82                | 10.11                 | 0.00                 | 25.71                         | -0.57                      | --                | 3200                 | ND<0.50        | ND<0.50        | ND<0.50              | ND<1.0               | --                  | ND<0.50             |                        |
| 8/25/2004                 | 35.82                | 11.22                 | 0.00                 | 24.60                         | -1.11                      | --                | --                   | --             | --             | --                   | --                   | --                  | --                  | Monitored Only         |
| 11/2/2004                 | 35.82                | 10.85                 | 0.00                 | 24.97                         | 0.37                       | --                | 4500                 | ND<0.50        | ND<0.50        | ND<0.50              | ND<1.0               | --                  | ND<0.50             |                        |
| 3/17/2005                 | 35.82                | 8.55                  | 0.00                 | 27.27                         | 2.30                       | --                | --                   | --             | --             | --                   | --                   | --                  | --                  | Sampled Semi-Annually  |
| 6/13/2005                 | 35.82                | 8.75                  | 0.00                 | 27.07                         | -0.20                      | --                | 4100                 | ND<0.50        | ND<0.50        | 1.1                  | ND<1.0               | --                  | ND<0.50             |                        |
| 9/27/2005                 | 35.82                | 10.20                 | 0.00                 | 25.62                         | -1.45                      | --                | --                   | --             | --             | --                   | --                   | --                  | --                  | Sampled semi-annually  |
| 12/20/2005                | 35.82                | 10.35                 | 0.00                 | 25.47                         | -0.15                      | --                | 2200                 | ND<0.50        | ND<0.50        | ND<0.50              | ND<1.0               | --                  | ND<0.50             |                        |
| 3/10/2006                 | 35.82                | 7.80                  | 0.00                 | 28.02                         | 2.55                       | --                | --                   | --             | --             | --                   | --                   | --                  | --                  | Sampled Q2 and Q4 only |
| 6/20/2006                 | 35.82                | 8.88                  | 0.00                 | 26.94                         | -1.08                      | --                | 1100                 | ND<0.50        | ND<0.50        | ND<0.50              | ND<1.0               | --                  | ND<0.50             |                        |
| 9/25/2006                 | 35.82                | 9.93                  | 0.00                 | 25.89                         | -1.05                      | --                | --                   | --             | --             | --                   | --                   | --                  | --                  | Sampled Q2 and Q4 only |
| 12/18/2006                | 35.82                | 9.40                  | 0.00                 | 26.42                         | 0.53                       | --                | 1900                 | ND<0.50        | ND<0.50        | ND<0.50              | ND<0.50              | --                  | ND<0.50             |                        |
| 3/29/2007                 | 35.82                | 9.55                  | 0.00                 | 26.27                         | -0.15                      | --                | --                   | --             | --             | --                   | --                   | --                  | --                  | Sampled Q2 and Q4 only |
| 6/26/2007                 | 35.82                | 10.37                 | 0.00                 | 25.45                         | -0.82                      | --                | 2400                 | ND<0.50        | ND<0.50        | ND<0.50              | ND<0.50              | --                  | ND<0.50             |                        |
| 9/26/2007                 | 35.82                | 11.33                 | 0.00                 | 24.49                         | -0.96                      | --                | --                   | --             | --             | --                   | --                   | --                  | --                  | Sampled Q2 and Q4 only |
| 12/18/2007                | 35.82                | 11.11                 | 0.00                 | 24.71                         | 0.22                       | --                | 2200                 | ND<0.50        | ND<0.50        | ND<0.50              | ND<1.0               | --                  | ND<0.50             |                        |
| 3/25/2008                 | 35.82                | 9.61                  | 0.00                 | 26.21                         | 1.50                       | --                | --                   | --             | --             | --                   | --                   | --                  | --                  | Sampled Q2 and Q4 only |
| 6/18/2008                 | 35.82                | 10.70                 | 0.00                 | 25.12                         | -1.09                      | --                | 1600                 | ND<0.50        | ND<0.50        | ND<0.50              | ND<1.0               | --                  | ND<0.50             |                        |
| 9/15/2008                 | 35.82                | 11.75                 | 0.00                 | 24.07                         | -1.05                      | --                | --                   | --             | --             | --                   | --                   | --                  | --                  | Sampled Q2 and Q4 only |
| 12/17/2008                | 35.82                | 11.89                 | 0.00                 | 23.93                         | -0.14                      | --                | 2000                 | ND<1.0         | ND<1.0         | ND<1.0               | ND<2.0               | --                  | ND<1.0              |                        |
| 3/26/2009                 | 35.82                | 9.68                  | 0.00                 | 26.14                         | 2.21                       | --                | --                   | --             | --             | --                   | --                   | --                  | --                  | Sampled Q2 and Q4 only |

**Table 2**  
**HISTORIC FLUID LEVELS AND SELECTED ANALYTICAL RESULTS**  
**May 1991 Through December 2010**  
**76 Station 3292**

| Date Sampled                                    | TOC Elevation (feet) | Depth to Water (feet) | LPH Thickness (feet) | Ground-water Elevation (feet) | Change in Elevation (feet) | TPH-G 8015 (µg/l) | TPH-G (GC/MS) (µg/l) | Benzene (µg/l) | Toluene (µg/l) | Ethyl-benzene (µg/l) | Total Xylenes (µg/l) | MTBE (8021B) (µg/l) | MTBE (8260B) (µg/l) | Comments |
|---|----------------------|-----------------------|----------------------|-------------------------------|----------------------------|-------------------|----------------------|----------------|----------------|----------------------|----------------------|---------------------|---------------------|----------|
| <b>MW-3(SP) continued</b>                       |                      |                       |                      |                               |                            |                   |                      |                |                |                      |                      |                     |                     |          |
| 6/22/2009                                       | 35.82                | 10.97                 | 0.00                 | 24.85                         | -1.29                      | --                | 1500                 | ND<1.0         | ND<1.0         | ND<1.0               | ND<2.0               | --                  | ND<1.0              |          |
| 12/15/2009                                      | 35.82                | 10.88                 | 0.00                 | 24.94                         | 0.09                       | --                | 1900                 | ND<0.50        | ND<0.50        | ND<0.50              | ND<1.0               | --                  | ND<0.50             |          |
| 6/30/2010                                       | 35.82                | 9.82                  | 0.00                 | 26.00                         | 1.06                       | --                | 1500                 | ND<0.50        | ND<0.50        | ND<0.50              | ND<1.0               | --                  | ND<0.50             |          |
| 12/21/2010                                      | 35.82                | 9.38                  | 0.00                 | 26.44                         | 0.44                       | --                | 1200                 | ND<0.50        | ND<0.50        | ND<0.50              | ND<1.0               | --                  | ND<0.50             |          |
| <b>MW-4 (Screen Interval in feet: 7.0-19.5)</b> |                      |                       |                      |                               |                            |                   |                      |                |                |                      |                      |                     |                     |          |
| 5/4/1991  | --                   | --                    | --                   | --                            | --                         | 6300              | --                   | ND             | ND             | 2.8                  | 61                   | --                  | --                  |          |
| 9/19/1991                                       | --                   | --                    | --                   | --                            | --                         | 1800              | --                   | 0.83           | ND             | 54                   | 46                   | --                  | --                  |          |
| 12/18/1991                                      | --                   | --                    | --                   | --                            | --                         | 2500              | --                   | 28             | 2.5            | 54                   | 22                   | --                  | --                  |          |
| 3/17/1992                                       | --                   | --                    | --                   | --                            | --                         | 1800              | --                   | 3.7            | 1.4            | 90                   | 21                   | --                  | --                  |          |
| 5/19/1992                                       | --                   | --                    | --                   | --                            | --                         | 2000              | --                   | 20             | 3.5            | 42                   | 8.3                  | --                  | --                  |          |
| 8/20/1992                                       | --                   | --                    | --                   | --                            | --                         | 1000              | --                   | 15             | ND             | 11                   | 3                    | --                  | --                  |          |
| 9/16/1992                                       | 37.40                | 14.31                 | 0.00                 | 23.09                         | --                         | --                | --                   | --             | --             | --                   | --                   | --                  | --                  |          |
| 10/12/1992                                      | 37.40                | 14.72                 | 0.00                 | 22.68                         | -0.41                      | --                | --                   | --             | --             | --                   | --                   | --                  | --                  |          |
| 11/10/1992                                      | 37.40                | 14.57                 | 0.00                 | 22.83                         | 0.15                       | 690               | --                   | 9.1            | ND             | 16                   | 2.8                  | --                  | --                  |          |
| 12/10/1992                                      | 37.40                | 13.67                 | 0.00                 | 23.73                         | 0.90                       | --                | --                   | --             | --             | --                   | --                   | --                  | --                  |          |
| 1/15/1993                                       | 37.40                | 10.62                 | 0.00                 | 26.78                         | 3.05                       | --                | --                   | --             | --             | --                   | --                   | --                  | --                  |          |
| 2/20/1993                                       | 37.40                | 9.59                  | 0.00                 | 27.81                         | 1.03                       | 2400              | --                   | 40             | 2.1            | 33                   | ND                   | --                  | --                  |          |
| 3/18/1993                                       | 37.40                | 9.97                  | 0.00                 | 27.43                         | -0.38                      | --                | --                   | --             | --             | --                   | --                   | --                  | --                  |          |
| 4/20/1993                                       | 37.40                | 9.67                  | 0.00                 | 27.73                         | 0.30                       | --                | --                   | --             | --             | --                   | --                   | --                  | --                  |          |
| 5/21/1993                                       | 37.40                | 10.32                 | 0.00                 | 27.08                         | -0.65                      | 1900              | --                   | 31             | ND             | 20                   | 4.5                  | --                  | --                  |          |
| 6/22/1993                                       | 37.40                | 10.91                 | 0.00                 | 26.49                         | -0.59                      | --                | --                   | --             | --             | --                   | --                   | --                  | --                  |          |
| 7/23/1993                                       | 37.40                | 11.38                 | 0.00                 | 26.02                         | -0.47                      | --                | --                   | --             | --             | --                   | --                   | --                  | --                  |          |
| 8/23/1993                                       | 37.40                | 11.86                 | 0.00                 | 25.54                         | -0.48                      | 1200              | --                   | 5              | ND             | 16                   | ND                   | --                  | --                  |          |

**Table 2**  
**HISTORIC FLUID LEVELS AND SELECTED ANALYTICAL RESULTS**  
**May 1991 Through December 2010**  
**76 Station 3292**

| Date Sampled          | TOC Elevation (feet) | Depth to Water (feet) | LPH Thickness (feet) | Ground-water Elevation (feet) | Change in Elevation (feet) | TPH-G 8015 (µg/l) | TPH-G (GC/MS) (µg/l) | Benzene (µg/l) | Toluene (µg/l) | Ethyl-benzene (µg/l) | Total Xylenes (µg/l) | MTBE (8021B) (µg/l) | MTBE (8260B) (µg/l) | Comments     |
|-----------------------|----------------------|-----------------------|----------------------|-------------------------------|----------------------------|-------------------|----------------------|----------------|----------------|----------------------|----------------------|---------------------|---------------------|--------------|
| <b>MW-4 continued</b> |                      |                       |                      |                               |                            |                   |                      |                |                |                      |                      |                     |                     |              |
| 9/24/1993             | 37.04                | 11.85                 | 0.00                 | 25.19                         | -0.35                      | --                | --                   | --             | --             | --                   | --                   | --                  | --                  |              |
| 11/23/1993            | 37.04                | 12.44                 | 0.00                 | 24.60                         | -0.59                      | 720               | --                   | 10             | ND             | 8.7                  | ND                   | --                  | --                  |              |
| 2/24/1994             | 37.04                | 9.89                  | 0.00                 | 27.15                         | 2.55                       | 1300              | --                   | 8.9            | ND             | 20                   | ND                   | --                  | --                  |              |
| 5/25/1994             | 37.04                | 11.02                 | 0.00                 | 26.02                         | -1.13                      | 1700              | --                   | 22             | ND             | 4.5                  | ND                   | --                  | --                  |              |
| 8/23/1994             | 37.04                | 12.57                 | 0.00                 | 24.47                         | -1.55                      | 690               | --                   | 9.2            | 1.3            | 7.1                  | 1.9                  | --                  | --                  |              |
| 11/23/1994            | 37.04                | 11.65                 | 0.00                 | 25.39                         | 0.92                       | 420               | --                   | 5              | 1.1            | 4.2                  | 1.2                  | --                  | --                  |              |
| 2/3/1995              | 37.04                | 8.52                  | 0.00                 | 28.52                         | 3.13                       | 620               | --                   | 6.4            | ND             | 9.3                  | ND                   | --                  | --                  |              |
| 5/10/1995             | 37.04                | 9.97                  | 0.00                 | 27.07                         | -1.45                      | 280               | --                   | 2.8            | ND             | 2.7                  | 2.4                  | --                  | --                  |              |
| 8/2/1995              | 37.04                | 10.18                 | 0.00                 | 26.86                         | -0.21                      | 290               | --                   | 3.6            | ND             | 2.8                  | ND                   | --                  | --                  |              |
| 11/2/1995             | 37.04                | 11.67                 | 0.00                 | 25.37                         | -1.49                      | 42000             | --                   | 390            | 210            | 2800                 | 6300                 | 270                 | --                  |              |
| 2/8/1996              | 37.04                | 8.15                  | 0.00                 | 28.89                         | 3.52                       | 130               | --                   | 2.1            | ND             | 1.5                  | 0.69                 | ND                  | --                  |              |
| 5/8/1996              | 37.04                | --                    | --                   | --                            | --                         | --                | --                   | --             | --             | --                   | --                   | --                  | --                  | Inaccessible |
| 8/9/1996              | 37.04                | 10.24                 | 0.00                 | 26.80                         | --                         | ND                | --                   | ND             | ND             | ND                   | ND                   | ND                  | --                  |              |
| 11/7/1996             | 37.04                | 11.58                 | 0.00                 | 25.46                         | -1.34                      | ND                | --                   | ND             | ND             | ND                   | ND                   | ND                  | --                  |              |
| 2/10/1997             | 37.04                | 8.45                  | 0.00                 | 28.59                         | 3.13                       | ND                | --                   | ND             | ND             | ND                   | ND                   | ND                  | --                  |              |
| 5/7/1997              | 37.04                | 9.85                  | 0.00                 | 27.19                         | -1.40                      | ND                | --                   | ND             | ND             | ND                   | ND                   | ND                  | --                  |              |
| 8/5/1997              | 37.04                | 11.04                 | 0.00                 | 26.00                         | -1.19                      | 50                | --                   | 0.76           | ND             | ND                   | ND                   | ND                  | --                  |              |
| 11/4/1997             | 37.04                | 11.46                 | 0.00                 | 25.58                         | -0.42                      | ND                | --                   | ND             | ND             | ND                   | ND                   | ND                  | --                  |              |
| 2/12/1998             | 37.04                | 5.75                  | 0.00                 | 31.29                         | 5.71                       | ND                | --                   | ND             | ND             | ND                   | ND                   | ND                  | --                  |              |
| 5/15/1998             | 37.04                | 7.28                  | 0.00                 | 29.76                         | -1.53                      | ND                | --                   | ND             | ND             | ND                   | ND                   | ND                  | --                  |              |
| 8/12/1998             | 37.04                | 9.85                  | 0.00                 | 27.19                         | -2.57                      | ND                | --                   | ND             | ND             | ND                   | ND                   | ND                  | --                  |              |
| 11/12/1998            | 37.04                | 10.28                 | 0.00                 | 26.76                         | -0.43                      | ND                | --                   | ND             | ND             | ND                   | ND                   | ND                  | --                  |              |
| 3/1/1999              | 37.04                | 8.51                  | 0.00                 | 28.53                         | 1.77                       | ND                | --                   | ND             | ND             | ND                   | ND                   | ND                  | --                  |              |

**Table 2**  
**HISTORIC FLUID LEVELS AND SELECTED ANALYTICAL RESULTS**  
**May 1991 Through December 2010**  
**76 Station 3292**

| Date Sampled          | TOC Elevation (feet) | Depth to Water (feet) | LPH Thickness (feet) | Ground-water Elevation (feet) | Change in Elevation (feet) | TPH-G 8015 (µg/l) | TPH-G (GC/MS) (µg/l) | Benzene (µg/l) | Toluene (µg/l) | Ethyl-benzene (µg/l) | Total Xylenes (µg/l) | MTBE (8021B) (µg/l) | MTBE (8260B) (µg/l) | Comments              |
|-----------------------|----------------------|-----------------------|----------------------|-------------------------------|----------------------------|-------------------|----------------------|----------------|----------------|----------------------|----------------------|---------------------|---------------------|-----------------------|
| <b>MW-4 continued</b> |                      |                       |                      |                               |                            |                   |                      |                |                |                      |                      |                     |                     |                       |
| 5/12/1999             | 37.04                | 9.32                  | 0.00                 | 27.72                         | -0.81                      | ND                | --                   | ND             | ND             | ND                   | ND                   | ND                  | --                  |                       |
| 8/11/1999             | 37.04                | 10.65                 | 0.00                 | 26.39                         | -1.33                      | ND                | --                   | ND             | ND             | ND                   | ND                   | ND                  | --                  |                       |
| 11/4/1999             | 37.04                | 11.48                 | 0.00                 | 25.56                         | -0.83                      | ND                | --                   | ND             | ND             | ND                   | ND                   | ND                  | --                  |                       |
| 2/29/2000             | 37.04                | --                    | --                   | --                            | --                         | --                | --                   | --             | --             | --                   | --                   | --                  | --                  | Not Monitored/Sampled |
| 8/8/2000              | 37.04                | 10.67                 | 0.00                 | 26.37                         | --                         | --                | --                   | --             | --             | --                   | --                   | --                  | --                  |                       |
| 11/6/2000             | 37.04                | 10.56                 | 0.00                 | 26.48                         | 0.11                       | --                | --                   | --             | --             | --                   | --                   | --                  | --                  |                       |
| 2/7/2001              | 37.04                | 10.40                 | 0.00                 | 26.64                         | 0.16                       | --                | --                   | --             | --             | --                   | --                   | --                  | --                  |                       |
| 5/9/2001              | 37.04                | 9.16                  | 0.00                 | 27.88                         | 1.24                       | --                | --                   | --             | --             | --                   | --                   | --                  | --                  |                       |
| 8/24/2001             | 37.04                | 11.80                 | 0.00                 | 25.24                         | -2.64                      | --                | --                   | --             | --             | --                   | --                   | --                  | --                  |                       |
| 11/16/2001            | 37.04                | 10.46                 | 0.00                 | 26.58                         | 1.34                       | --                | --                   | --             | --             | --                   | --                   | --                  | --                  |                       |
| 2/21/2002             | 37.04                | 9.37                  | 0.00                 | 27.67                         | 1.09                       | --                | --                   | --             | --             | --                   | --                   | --                  | --                  |                       |
| 5/10/2002             | 37.04                | 10.41                 | 0.00                 | 26.63                         | -1.04                      | --                | --                   | --             | --             | --                   | --                   | --                  | --                  |                       |
| 8/26/2002             | 37.04                | 11.55                 | 0.00                 | 25.49                         | -1.14                      | --                | --                   | --             | --             | --                   | --                   | --                  | --                  |                       |
| 11/7/2002             | 37.04                | 10.44                 | 0.00                 | 26.60                         | 1.11                       | --                | --                   | --             | --             | --                   | --                   | --                  | --                  |                       |
| 2/14/2003             | 37.04                | 9.28                  | 0.00                 | 27.76                         | 1.16                       | --                | --                   | --             | --             | --                   | --                   | --                  | --                  |                       |
| 5/12/2003             | 37.04                | 8.69                  | 0.00                 | 28.35                         | 0.59                       | --                | --                   | --             | --             | --                   | --                   | --                  | --                  |                       |
| 8/11/2003             | 37.04                | 10.83                 | 0.00                 | 26.21                         | -2.14                      | --                | --                   | --             | --             | --                   | --                   | --                  | --                  |                       |
| 11/13/2003            | 37.04                | --                    | --                   | --                            | --                         | --                | --                   | --             | --             | --                   | --                   | --                  | --                  | Covered with asphalt  |
| 2/17/2004             | 37.04                | 9.84                  | 0.00                 | 27.20                         | --                         | --                | --                   | --             | --             | --                   | --                   | --                  | --                  | Monitored Only        |
| 5/20/2004             | 37.04                | 10.68                 | 0.00                 | 26.36                         | -0.84                      | --                | --                   | --             | --             | --                   | --                   | --                  | --                  | Monitored Only        |
| 8/25/2004             | 37.04                | 11.59                 | 0.00                 | 25.45                         | -0.91                      | --                | --                   | --             | --             | --                   | --                   | --                  | --                  | Monitored Only        |
| 11/2/2004             | 37.04                | 11.49                 | 0.00                 | 25.55                         | 0.10                       | --                | --                   | --             | --             | --                   | --                   | --                  | --                  | Monitored Only        |
| 3/17/2005             | 37.04                | 9.01                  | 0.00                 | 28.03                         | 2.48                       | --                | --                   | --             | --             | --                   | --                   | --                  | --                  | Monitored only        |

**Table 2**  
**HISTORIC FLUID LEVELS AND SELECTED ANALYTICAL RESULTS**  
**May 1991 Through December 2010**  
**76 Station 3292**

| Date Sampled                                    | TOC Elevation (feet) | Depth to Water (feet) | LPH Thickness (feet) | Ground-water Elevation (feet) | Change in Elevation (feet) | TPH-G 8015 (µg/l) | TPH-G (GC/MS) (µg/l) | Benzene (µg/l) | Toluene (µg/l) | Ethyl-benzene (µg/l) | Total Xylenes (µg/l) | MTBE (8021B) (µg/l) | MTBE (8260B) (µg/l) | Comments       |
|---|----------------------|-----------------------|----------------------|-------------------------------|----------------------------|-------------------|----------------------|----------------|----------------|----------------------|----------------------|---------------------|---------------------|----------------|
| <b>MW-4 continued</b>                           |                      |                       |                      |                               |                            |                   |                      |                |                |                      |                      |                     |                     |                |
| 6/13/2005                                       | 37.04                | 9.17                  | 0.00                 | 27.87                         | -0.16                      | --                | --                   | --             | --             | --                   | --                   | --                  | --                  | Monitored only |
| 9/27/2005                                       | 37.04                | 10.50                 | 0.00                 | 26.54                         | -1.33                      | --                | --                   | --             | --             | --                   | --                   | --                  | --                  | Monitored Only |
| 12/20/2005                                      | 37.04                | 10.66                 | 0.00                 | 26.38                         | -0.16                      | --                | --                   | --             | --             | --                   | --                   | --                  | --                  | Monitored Only |
| 3/10/2006                                       | 37.04                | 8.42                  | 0.00                 | 28.62                         | 2.24                       | --                | --                   | --             | --             | --                   | --                   | --                  | --                  | Monitored Only |
| 6/20/2006                                       | 37.04                | 9.09                  | 0.00                 | 27.95                         | -0.67                      | --                | --                   | --             | --             | --                   | --                   | --                  | --                  | Monitored Only |
| 9/25/2006                                       | 37.04                | 10.03                 | 0.00                 | 27.01                         | -0.94                      | --                | --                   | --             | --             | --                   | --                   | --                  | --                  | Monitored Only |
| 12/18/2006                                      | 37.04                | 9.70                  | 0.00                 | 27.34                         | 0.33                       | --                | --                   | --             | --             | --                   | --                   | --                  | --                  | Monitored Only |
| 3/29/2007                                       | 37.04                | 9.93                  | 0.00                 | 27.11                         | -0.23                      | --                | --                   | --             | --             | --                   | --                   | --                  | --                  | Monitored Only |
| 6/26/2007                                       | 37.04                | 10.72                 | 0.00                 | 26.32                         | -0.79                      | --                | --                   | --             | --             | --                   | --                   | --                  | --                  | Monitored Only |
| 9/26/2007                                       | 37.04                | 11.95                 | 0.00                 | 25.09                         | -1.23                      | --                | --                   | --             | --             | --                   | --                   | --                  | --                  | Monitored Only |
| 12/18/2007                                      | 37.04                | 11.79                 | 0.00                 | 25.25                         | 0.16                       | --                | --                   | --             | --             | --                   | --                   | --                  | --                  | Monitored only |
| 3/25/2008                                       | 37.04                | 10.53                 | 0.00                 | 26.51                         | 1.26                       | --                | --                   | --             | --             | --                   | --                   | --                  | --                  | Monitored Only |
| 6/18/2008                                       | 37.04                | 11.40                 | 0.00                 | 25.64                         | -0.87                      | --                | --                   | --             | --             | --                   | --                   | --                  | --                  | Monitored Only |
| 9/15/2008                                       | 37.04                | 12.47                 | 0.00                 | 24.57                         | -1.07                      | --                | --                   | --             | --             | --                   | --                   | --                  | --                  | Monitored only |
| 12/17/2008                                      | 37.04                | 12.50                 | 0.00                 | 24.54                         | -0.03                      | --                | --                   | --             | --             | --                   | --                   | --                  | --                  | Monitored only |
| 3/26/2009                                       | 37.04                | 10.09                 | 0.00                 | 26.95                         | 2.41                       | --                | --                   | --             | --             | --                   | --                   | --                  | --                  | Monitored only |
| 6/22/2009                                       | 37.04                | 11.28                 | 0.00                 | 25.76                         | -1.19                      | --                | --                   | --             | --             | --                   | --                   | --                  | --                  | Monitored only |
| <b>MW-5 (Screen Interval in feet: 7.0-22.5)</b> |                      |                       |                      |                               |                            |                   |                      |                |                |                      |                      |                     |                     |                |
| 5/4/1991  | --                   | --                    | --                   | --                            | --                         | 69000             | --                   | 1400           | 2500           | 3500                 | 15000                | --                  | --                  |                |
| 9/19/1991                                       | --                   | --                    | --                   | --                            | --                         | 57000             | --                   | 1600           | 2700           | 5200                 | 20000                | --                  | --                  |                |
| 12/18/1991                                      | --                   | --                    | --                   | --                            | --                         | 31000             | --                   | 1600           | 3100           | 4800                 | 19000                | --                  | --                  |                |
| 3/17/1992                                       | --                   | --                    | --                   | --                            | --                         | 81000             | --                   | 850            | 1600           | 4800                 | 18000                | --                  | --                  |                |
| 5/19/1992                                       | --                   | --                    | --                   | --                            | --                         | 84000             | --                   | 760            | 1500           | 4000                 | 17000                | --                  | --                  |                |

**Table 2**  
**HISTORIC FLUID LEVELS AND SELECTED ANALYTICAL RESULTS**  
**May 1991 Through December 2010**  
**76 Station 3292**

| Date Sampled          | TOC Elevation (feet) | Depth to Water (feet) | LPH Thickness (feet) | Ground-water Elevation (feet) | Change in Elevation (feet) | TPH-G 8015 (µg/l) | TPH-G (GC/MS) (µg/l) | Benzene (µg/l) | Toluene (µg/l) | Ethyl-benzene (µg/l) | Total Xylenes (µg/l) | MTBE (8021B) (µg/l) | MTBE (8260B) (µg/l) | Comments |
|-----------------------|----------------------|-----------------------|----------------------|-------------------------------|----------------------------|-------------------|----------------------|----------------|----------------|----------------------|----------------------|---------------------|---------------------|----------|
| <b>MW-5 continued</b> |                      |                       |                      |                               |                            |                   |                      |                |                |                      |                      |                     |                     |          |
| 8/20/1992             | --                   | --                    | --                   | --                            | --                         | 58000             | --                   | 660            | 1700           | 4200                 | 19000                | --                  | --                  |          |
| 9/16/1992             | 36.40                | 13.37                 | 0.00                 | 23.03                         | --                         | --                | --                   | --             | --             | --                   | --                   | --                  | --                  |          |
| 10/12/1992            | 36.40                | 13.75                 | 0.00                 | 22.65                         | -0.38                      | --                | --                   | --             | --             | --                   | --                   | --                  | --                  |          |
| 11/10/1992            | 36.40                | 13.68                 | 0.00                 | 22.72                         | 0.07                       | 57000             | --                   | 800            | 1800           | 4400                 | 18000                | --                  | --                  |          |
| 12/10/1992            | 36.40                | 12.58                 | 0.00                 | 23.82                         | 1.10                       | --                | --                   | --             | --             | --                   | --                   | --                  | --                  |          |
| 1/15/1993             | 36.40                | 9.71                  | 0.00                 | 26.69                         | 2.87                       | --                | --                   | --             | --             | --                   | --                   | --                  | --                  |          |
| 2/20/1993             | 36.40                | 8.69                  | 0.00                 | 27.71                         | 1.02                       | 17000             | --                   | 75             | ND             | 1000                 | 620                  | --                  | --                  |          |
| 3/18/1993             | 36.40                | 9.16                  | 0.00                 | 27.24                         | -0.47                      | --                | --                   | --             | --             | --                   | --                   | --                  | --                  |          |
| 4/20/1993             | 36.40                | 8.88                  | 0.00                 | 27.52                         | 0.28                       | --                | --                   | --             | --             | --                   | --                   | --                  | --                  |          |
| 5/21/1993             | 36.40                | 9.56                  | 0.00                 | 26.84                         | -0.68                      | 55000             | --                   | ND             | 160            | 3500                 | 12000                | --                  | --                  |          |
| 6/22/1993             | 36.40                | 10.05                 | 0.00                 | 26.35                         | -0.49                      | --                | --                   | --             | --             | --                   | --                   | --                  | --                  |          |
| 7/23/1993             | 36.40                | 10.53                 | 0.00                 | 25.87                         | -0.48                      | --                | --                   | --             | --             | --                   | --                   | --                  | --                  |          |
| 8/23/1993             | 36.40                | 10.98                 | 0.00                 | 25.42                         | -0.45                      | 61000             | --                   | 340            | 380            | 3600                 | 14000                | --                  | --                  |          |
| 9/24/1993             | 35.94                | 10.94                 | 0.00                 | 25.00                         | -0.42                      | --                | --                   | --             | --             | --                   | --                   | --                  | --                  |          |
| 11/23/1993            | 35.94                | 11.45                 | 0.00                 | 24.49                         | -0.51                      | 46000             | --                   | 290            | 310            | 4100                 | 15000                | --                  | --                  |          |
| 2/24/1994             | 35.94                | 9.02                  | 0.00                 | 26.92                         | 2.43                       | 57000             | --                   | 140            | 400            | 4400                 | 16000                | --                  | --                  |          |
| 5/25/1994             | 35.94                | 10.03                 | 0.00                 | 25.91                         | -1.01                      | 53000             | --                   | ND             | ND             | 4000                 | 14000                | --                  | --                  |          |
| 8/23/1994             | 35.94                | 11.57                 | 0.00                 | 24.37                         | -1.54                      | 61000             | --                   | 360            | 380            | 4800                 | 17000                | --                  | --                  |          |
| 11/23/1994            | 35.94                | 10.71                 | 0.00                 | 25.23                         | 0.86                       | 46000             | --                   | 230            | 260            | 3900                 | 14000                | --                  | --                  |          |
| 2/3/1995              | 35.94                | 7.69                  | 0.00                 | 28.25                         | 3.02                       | 56000             | --                   | 140            | 330            | 3500                 | 13000                | --                  | --                  |          |
| 5/10/1995             | 35.94                | 8.20                  | 0.00                 | 27.74                         | -0.51                      | 27000             | --                   | 160            | 170            | 2200                 | 5200                 | --                  | --                  |          |
| 8/2/1995              | 35.94                | 9.23                  | 0.00                 | 26.71                         | -1.03                      | 65000             | --                   | 260            | 300            | 3500                 | 12000                | --                  | --                  |          |
| 11/2/1995             | 35.94                | 10.70                 | 0.00                 | 25.24                         | -1.47                      | 240               | --                   | 0.76           | ND             | 1.1                  | ND                   | ND                  | --                  |          |

**Table 2**  
**HISTORIC FLUID LEVELS AND SELECTED ANALYTICAL RESULTS**  
**May 1991 Through December 2010**  
**76 Station 3292**

| Date Sampled          | TOC Elevation (feet) | Depth to Water (feet) | LPH Thickness (feet) | Ground-water Elevation (feet) | Change in Elevation (feet) | TPH-G 8015 (µg/l) | TPH-G (GC/MS) (µg/l) | Benzene (µg/l) | Toluene (µg/l) | Ethyl-benzene (µg/l) | Total Xylenes (µg/l) | MTBE (8021B) (µg/l) | MTBE (8260B) (µg/l) | Comments              |
|-----------------------|----------------------|-----------------------|----------------------|-------------------------------|----------------------------|-------------------|----------------------|----------------|----------------|----------------------|----------------------|---------------------|---------------------|-----------------------|
| <b>MW-5 continued</b> |                      |                       |                      |                               |                            |                   |                      |                |                |                      |                      |                     |                     |                       |
| 2/8/1996              | 35.94                | 7.36                  | 0.00                 | 28.58                         | 3.34                       | 54000             | --                   | 210            | 150            | 3400                 | 12000                | 170                 | --                  |                       |
| 5/8/1996              | 35.94                | 8.25                  | 0.00                 | 27.69                         | -0.89                      | 52000             | --                   | 170            | 200            | 3600                 | 11000                | 170                 | --                  |                       |
| 8/9/1996              | 35.94                | 9.37                  | 0.00                 | 26.57                         | -1.12                      | 25000             | --                   | 54             | 16             | 1700                 | 4700                 | ND                  | --                  |                       |
| 11/7/1996             | 35.94                | 10.65                 | 0.00                 | 25.29                         | -1.28                      | 2100              | --                   | 42             | ND             | 9.3                  | ND                   | 2300                | --                  |                       |
| 2/10/1997             | 35.94                | 7.63                  | 0.00                 | 28.31                         | 3.02                       | 15000             | --                   | 46             | 29             | 1400                 | 4100                 | ND                  | --                  |                       |
| 5/7/1997              | 35.94                | 8.98                  | 0.00                 | 26.96                         | -1.35                      | 38000             | --                   | 120            | ND             | 2000                 | 5100                 | 380                 | --                  |                       |
| 8/5/1997              | 35.94                | 11.08                 | 0.00                 | 24.86                         | -2.10                      | 310               | --                   | 1              | ND             | 17                   | 40                   | ND                  | --                  |                       |
| 11/4/1997             | 35.94                | 10.72                 | 0.00                 | 25.22                         | 0.36                       | 20000             | --                   | ND             | ND             | 1500                 | 2800                 | 280                 | --                  |                       |
| 2/12/1998             | 35.94                | 6.08                  | 0.00                 | 29.86                         | 4.64                       | 33000             | --                   | 120            | ND             | 1700                 | 3800                 | ND                  | --                  |                       |
| 5/15/1998             | 35.92                | 7.40                  | 0.00                 | 28.52                         | -1.34                      | 30000             | --                   | ND             | ND             | 2200                 | 4900                 | ND                  | --                  |                       |
| 8/12/1998             | 35.92                | 8.69                  | 0.00                 | 27.23                         | -1.29                      | 24000             | --                   | 100            | ND             | ND                   | 3400                 | 1000                | --                  |                       |
| 11/12/1998            | 35.92                | 9.48                  | 0.00                 | 26.44                         | -0.79                      | 13000             | --                   | 65             | ND             | 1100                 | 1400                 | 780                 | --                  |                       |
| 3/1/1999              | 35.92                | 7.54                  | 0.00                 | 28.38                         | 1.94                       | 29000             | --                   | 75             | ND             | 2000                 | 4100                 | 690                 | --                  |                       |
| 5/12/1999             | 35.92                | 8.48                  | 0.00                 | 27.44                         | -0.94                      | 19000             | --                   | 110            | ND             | 990                  | 1900                 | 330                 | --                  |                       |
| 8/11/1999             | 35.92                | 9.74                  | 0.00                 | 26.18                         | -1.26                      | 24300             | --                   | ND             | ND             | 1540                 | 1740                 | ND                  | --                  |                       |
| 11/4/1999             | 35.92                | 10.56                 | 0.00                 | 25.36                         | -0.82                      | 19500             | --                   | 37.1           | ND             | 1300                 | 1030                 | ND                  | --                  |                       |
| 2/29/2000             | 35.92                | 7.19                  | 0.00                 | 28.73                         | 3.37                       | --                | --                   | --             | --             | --                   | --                   | --                  | --                  | Sampled semi-annually |
| 5/8/2000              | 35.92                | 8.23                  | 0.00                 | 27.69                         | -1.04                      | 25700             | --                   | 37.6           | ND             | 2020                 | 3500                 | ND                  | --                  |                       |
| 8/8/2000              | 35.92                | 9.51                  | 0.00                 | 26.41                         | -1.28                      | --                | --                   | --             | --             | --                   | --                   | --                  | --                  |                       |
| 11/6/2000             | 35.92                | 10.04                 | 0.00                 | 25.88                         | -0.53                      | 14100             | --                   | 37.1           | ND             | 1250                 | 497                  | ND                  | --                  |                       |
| 2/7/2001              | 35.92                | 9.23                  | 0.00                 | 26.69                         | 0.81                       | --                | --                   | --             | --             | --                   | --                   | --                  | --                  |                       |
| 5/9/2001              | 35.92                | 9.44                  | 0.00                 | 26.48                         | -0.21                      | 15600             | --                   | ND             | ND             | 1290                 | 476                  | ND                  | --                  |                       |
| 8/24/2001             | 35.92                | 10.75                 | 0.00                 | 25.17                         | -1.31                      | --                | --                   | --             | --             | --                   | --                   | --                  | --                  | Sampled semi-annually |

**Table 2**  
**HISTORIC FLUID LEVELS AND SELECTED ANALYTICAL RESULTS**  
**May 1991 Through December 2010**  
**76 Station 3292**

| Date Sampled          | TOC Elevation (feet) | Depth to Water (feet) | LPH Thickness (feet) | Ground-water Elevation (feet) | Change in Elevation (feet) | TPH-G 8015 (µg/l) | TPH-G (GC/MS) (µg/l) | Benzene (µg/l) | Toluene (µg/l) | Ethyl-benzene (µg/l) | Total Xylenes (µg/l) | MTBE (8021B) (µg/l) | MTBE (8260B) (µg/l) | Comments               |
|-----------------------|----------------------|-----------------------|----------------------|-------------------------------|----------------------------|-------------------|----------------------|----------------|----------------|----------------------|----------------------|---------------------|---------------------|------------------------|
| <b>MW-5 continued</b> |                      |                       |                      |                               |                            |                   |                      |                |                |                      |                      |                     |                     |                        |
| 11/16/2001            | 35.92                | 10.93                 | 0.00                 | 24.99                         | -0.18                      | 15000             | --                   | 40             | ND<25          | 1100                 | 54                   | ND<250              | --                  |                        |
| 2/21/2002             | 35.92                | 8.52                  | 0.00                 | 27.40                         | 2.41                       | --                | --                   | --             | --             | --                   | --                   | --                  | --                  |                        |
| 5/10/2002             | 35.92                | 9.47                  | 0.00                 | 26.45                         | -0.95                      | 23000             | --                   | 86             | ND<25          | 1500                 | 450                  | ND<250              | --                  |                        |
| 8/26/2002             | 35.92                | 10.60                 | 0.00                 | 25.32                         | -1.13                      | --                | --                   | --             | --             | --                   | --                   | --                  | --                  | Sampled semi-annually  |
| 11/7/2002             | 35.92                | 10.83                 | 0.00                 | 25.09                         | -0.23                      | --                | 8000                 | ND<2.5         | ND<2.5         | 650                  | ND<5.0               | --                  | ND<10               |                        |
| 2/14/2003             | 35.92                | 8.70                  | 0.00                 | 27.22                         | 2.13                       | --                | --                   | --             | --             | --                   | --                   | --                  | --                  | Sampled semi-annually  |
| 5/12/2003             | 35.92                | 8.62                  | 0.00                 | 27.30                         | 0.08                       | --                | 10000                | ND<25          | ND<25          | 1200                 | ND<50                | --                  | ND<100              |                        |
| 8/11/2003             | 35.92                | 10.52                 | 0.00                 | 25.40                         | -1.90                      | --                | --                   | --             | --             | --                   | --                   | --                  | --                  | Monitored Only         |
| 11/13/2003            | 35.92                | 10.82                 | 0.00                 | 25.10                         | -0.30                      | --                | 31000                | ND<20          | ND<20          | 2100                 | 71                   | --                  | ND<80               |                        |
| 2/17/2004             | 35.92                | 8.96                  | 0.00                 | 26.96                         | 1.86                       | --                | --                   | --             | --             | --                   | --                   | --                  | --                  | Monitored Only         |
| 5/20/2004             | 35.92                | 9.80                  | 0.00                 | 26.12                         | -0.84                      | --                | 23000                | ND<20          | ND<20          | 1600                 | 62                   | --                  | ND<20               |                        |
| 8/25/2004             | 35.92                | 10.95                 | 0.00                 | 24.97                         | -1.15                      | --                | --                   | --             | --             | --                   | --                   | --                  | --                  | Monitored Only         |
| 11/2/2004             | 35.92                | 10.48                 | 0.00                 | 25.44                         | 0.47                       | --                | 21000                | ND<20          | ND<20          | 1300                 | ND<40                | --                  | ND<20               |                        |
| 3/17/2005             | 35.92                | 7.99                  | 0.00                 | 27.93                         | 2.49                       | --                | --                   | --             | --             | --                   | --                   | --                  | --                  | Sampled Semi-Annually  |
| 6/13/2005             | 35.92                | 8.31                  | 0.00                 | 27.61                         | -0.32                      | --                | 27000                | ND<10          | ND<10          | 1800                 | 100                  | --                  | 11                  |                        |
| 9/27/2005             | 35.92                | 9.90                  | 0.00                 | 26.02                         | -1.59                      | --                | --                   | --             | --             | --                   | --                   | --                  | --                  | Sampled semi-annually  |
| 12/20/2005            | 35.92                | 9.16                  | 0.00                 | 26.76                         | 0.74                       | --                | 27000                | ND<25          | ND<25          | 1700                 | ND<50                | --                  | 27                  |                        |
| 3/10/2006             | 35.92                | 7.29                  | 0.00                 | 28.63                         | 1.87                       | --                | --                   | --             | --             | --                   | --                   | --                  | --                  | Sampled Q2 and Q4 only |
| 6/20/2006             | 35.92                | 8.45                  | 0.00                 | 27.47                         | -1.16                      | --                | 37000                | ND<12          | ND<12          | 1300                 | 25                   | --                  | 19                  |                        |
| 9/25/2006             | 35.92                | 9.37                  | 0.00                 | 26.55                         | -0.92                      | --                | --                   | --             | --             | --                   | --                   | --                  | --                  | Sampled Q2 and Q4 only |
| 12/18/2006            | 35.92                | 8.90                  | 0.00                 | 27.02                         | 0.47                       | --                | 6400                 | 2.0            | ND<0.50        | 250                  | ND<0.50              | --                  | 44                  |                        |
| 3/29/2007             | 35.92                | 9.14                  | 0.00                 | 26.78                         | -0.24                      | --                | --                   | --             | --             | --                   | --                   | --                  | --                  | Sampled Q2 and Q4 only |
| 6/26/2007             | 35.92                | 10.10                 | 0.00                 | 25.82                         | -0.96                      | --                | 20000                | 0.87           | ND<0.50        | 770                  | 12                   | --                  | 12                  |                        |



**Table 2**  
**HISTORIC FLUID LEVELS AND SELECTED ANALYTICAL RESULTS**  
**May 1991 Through December 2010**  
**76 Station 3292**

| Date Sampled                                    | TOC Elevation (feet) | Depth to Water (feet) | LPH Thickness (feet) | Ground-water Elevation (feet) | Change in Elevation (feet) | TPH-G 8015 (µg/l) | TPH-G (GC/MS) (µg/l) | Benzene (µg/l) | Toluene (µg/l) | Ethyl-benzene (µg/l) | Total Xylenes (µg/l) | MTBE (8021B) (µg/l) | MTBE (8260B) (µg/l) | Comments               |
|---|----------------------|-----------------------|----------------------|-------------------------------|----------------------------|-------------------|----------------------|----------------|----------------|----------------------|----------------------|---------------------|---------------------|------------------------|
| <b>MW-5 continued</b>                           |                      |                       |                      |                               |                            |                   |                      |                |                |                      |                      |                     |                     |                        |
| 9/26/2007                                       | 35.92                | 11.06                 | 0.00                 | 24.86                         | -0.96                      | --                | --                   | --             | --             | --                   | --                   | --                  | --                  | Sampled Q2 and Q4 only |
| 12/18/2007                                      | 35.92                | 10.76                 | 0.00                 | 25.16                         | 0.30                       | --                | 9800                 | ND<2.5         | ND<2.5         | 420                  | ND<5.0               | --                  | 6.2                 |                        |
| 3/25/2008                                       | 35.92                | 9.22                  | 0.00                 | 26.70                         | 1.54                       | --                | --                   | --             | --             | --                   | --                   | --                  | --                  | Sampled Q2 and Q4 only |
| 6/18/2008                                       | 35.92                | 10.38                 | 0.00                 | 25.54                         | -1.16                      | --                | 17000                | ND<5.0         | ND<5.0         | 510                  | ND<10                | --                  | ND<5.0              |                        |
| 9/15/2008                                       | 35.92                | 11.49                 | 0.00                 | 24.43                         | -1.11                      | --                | --                   | --             | --             | --                   | --                   | --                  | --                  | Sampled Q2 and Q4 only |
| 12/17/2008                                      | 35.92                | 11.55                 | 0.00                 | 24.37                         | -0.06                      | --                | 24000                | ND<5.0         | ND<5.0         | 730                  | ND<10                | --                  | ND<5.0              |                        |
| 3/26/2009                                       | 35.92                | 9.25                  | 0.00                 | 26.67                         | 2.30                       | --                | --                   | --             | --             | --                   | --                   | --                  | --                  | Sampled Q2 and Q4 only |
| 6/22/2009                                       | 35.92                | 10.45                 | 0.00                 | 25.47                         | -1.20                      | --                | 17000                | ND<6.2         | ND<6.2         | 630                  | ND<12                | --                  | ND<6.2              |                        |
| 12/15/2009                                      | 35.92                | 10.41                 | 0.00                 | 25.51                         | 0.04                       | --                | 32000                | ND<0.50        | ND<0.50        | 770                  | 2.8                  | --                  | ND<0.50             |                        |
| 6/30/2010                                       | 35.92                | 9.47                  | 0.00                 | 26.45                         | 0.94                       | --                | 14000                | ND<0.50        | ND<0.50        | 400                  | 1.5                  | --                  | ND<0.50             |                        |
| 12/21/2010                                      | 35.92                | 8.62                  | 0.00                 | 27.30                         | 0.85                       | --                | 14000                | ND<5.0         | ND<5.0         | 360                  | ND<10                | --                  | 6.3                 |                        |
| <b>MW-6 (Screen Interval in feet: 8.0-20.0)</b> |                      |                       |                      |                               |                            |                   |                      |                |                |                      |                      |                     |                     |                        |
| 5/19/1992                                       | --                   | --                    | --                   | --                            | --                         | 1300              | --                   | 2              | 2.1            | ND                   | 2.7                  | --                  | --                  |                        |
| 8/20/1992                                       | --                   | --                    | --                   | --                            | --                         | 280               | --                   | 8.4            | ND             | 0.51                 | 0.84                 | --                  | --                  |                        |
| 9/16/1992                                       | 36.03                | 12.91                 | 0.00                 | 23.12                         | --                         | --                | --                   | --             | --             | --                   | --                   | --                  | --                  |                        |
| 10/12/1992                                      | 36.03                | 13.28                 | 0.00                 | 22.75                         | -0.37                      | --                | --                   | --             | --             | --                   | --                   | --                  | --                  |                        |
| 11/10/1992                                      | 36.03                | 13.18                 | 0.00                 | 22.85                         | 0.10                       | 490               | --                   | 7              | 1.2            | 1.7                  | ND                   | --                  | --                  |                        |
| 12/10/1992                                      | 36.03                | 12.33                 | 0.00                 | 23.70                         | 0.85                       | --                | --                   | --             | --             | --                   | --                   | --                  | --                  |                        |
| 1/15/1993                                       | 36.03                | 9.25                  | 0.00                 | 26.78                         | 3.08                       | --                | --                   | --             | --             | --                   | --                   | --                  | --                  |                        |
| 2/20/1993                                       | 36.03                | 8.24                  | 0.00                 | 27.79                         | 1.01                       | 2400              | --                   | 43             | ND             | 33                   | 2                    | --                  | --                  |                        |
| 3/18/1993                                       | 36.03                | 8.74                  | 0.00                 | 27.29                         | -0.50                      | --                | --                   | --             | --             | --                   | --                   | --                  | --                  |                        |
| 4/20/1993                                       | 36.03                | 8.12                  | 0.00                 | 27.91                         | 0.62                       | --                | --                   | --             | --             | --                   | --                   | --                  | --                  |                        |
| 5/21/1993                                       | 36.03                | 8.83                  | 0.00                 | 27.20                         | -0.71                      | 940               | --                   | 18             | 1              | 7.1                  | 2.7                  | --                  | --                  |                        |

**Table 2**  
**HISTORIC FLUID LEVELS AND SELECTED ANALYTICAL RESULTS**  
**May 1991 Through December 2010**  
**76 Station 3292**

| Date Sampled          | TOC Elevation (feet) | Depth to Water (feet) | LPH Thickness (feet) | Ground-water Elevation (feet) | Change in Elevation (feet) | TPH-G 8015 (µg/l) | TPH-G (GC/MS) (µg/l) | Benzene (µg/l) | Toluene (µg/l) | Ethyl-benzene (µg/l) | Total Xylenes (µg/l) | MTBE (8021B) (µg/l) | MTBE (8260B) (µg/l) | Comments |
|-----------------------|----------------------|-----------------------|----------------------|-------------------------------|----------------------------|-------------------|----------------------|----------------|----------------|----------------------|----------------------|---------------------|---------------------|----------|
| <b>MW-6 continued</b> |                      |                       |                      |                               |                            |                   |                      |                |                |                      |                      |                     |                     |          |
| 6/22/1993             | 36.03                | 9.38                  | 0.00                 | 26.65                         | -0.55                      | --                | --                   | --             | --             | --                   | --                   | --                  | --                  |          |
| 7/23/1993             | 36.03                | 9.87                  | 0.00                 | 26.16                         | -0.49                      | --                | --                   | --             | --             | --                   | --                   | --                  | --                  |          |
| 8/23/1993             | 36.03                | 10.35                 | 0.00                 | 25.68                         | -0.48                      | 1000              | --                   | 9.4            | 2.3            | 5                    | 2.3                  | --                  | --                  |          |
| 9/24/1993             | 35.67                | 10.34                 | 0.00                 | 25.33                         | -0.35                      | --                | --                   | --             | --             | --                   | --                   | --                  | --                  |          |
| 11/23/1993            | 35.67                | 10.96                 | 0.00                 | 24.71                         | -0.62                      | 520               | --                   | ND             | 1.7            | 1.9                  | 0.82                 | --                  | --                  |          |
| 2/24/1994             | 35.67                | 8.39                  | 0.00                 | 27.28                         | 2.57                       | 810               | --                   | 12             | ND             | 2.6                  | 0.77                 | --                  | --                  |          |
| 5/25/1994             | 35.67                | 9.55                  | 0.00                 | 26.12                         | -1.16                      | 500               | --                   | 11             | ND             | ND                   | 0.73                 | --                  | --                  |          |
| 8/23/1994             | 35.67                | 10.97                 | 0.00                 | 24.70                         | -1.42                      | 570               | --                   | 8.8            | 2.5            | 3.2                  | 2.6                  | --                  | --                  |          |
| 11/23/1994            | 35.67                | 10.21                 | 0.00                 | 25.46                         | 0.76                       | 460               | --                   | 6.4            | 1.1            | 1.9                  | 1.1                  | --                  | --                  |          |
| 2/3/1995              | 35.67                | 6.99                  | 0.00                 | 28.68                         | 3.22                       | 660               | --                   | 4.8            | 13             | 1.4                  | ND                   | --                  | --                  |          |
| 5/10/1995             | 35.67                | 7.53                  | 0.00                 | 28.14                         | -0.54                      | 470               | --                   | ND             | 0.65           | 1.4                  | 0.67                 | --                  | --                  |          |
| 8/2/1995              | 35.67                | 8.68                  | 0.00                 | 26.99                         | -1.15                      | 360               | --                   | 3.2            | ND             | 1.6                  | ND                   | --                  | --                  |          |
| 11/2/1995             | 35.67                | 10.20                 | 0.00                 | 25.47                         | -1.52                      | 470               | --                   | ND             | 0.92           | 0.89                 | 0.58                 | 5.5                 | --                  |          |
| 2/8/1996              | 35.67                | 6.66                  | 0.00                 | 29.01                         | 3.54                       | 450               | --                   | 3.1            | ND             | 1.1                  | 0.68                 | ND                  | --                  |          |
| 5/8/1996              | 35.67                | 7.40                  | 0.00                 | 28.27                         | -0.74                      | ND                | --                   | ND             | ND             | ND                   | ND                   | ND                  | --                  |          |
| 8/9/1996              | 35.67                | 8.72                  | 0.00                 | 26.95                         | -1.32                      | ND                | --                   | ND             | ND             | ND                   | ND                   | ND                  | --                  |          |
| 11/7/1996             | 35.67                | 10.12                 | 0.00                 | 25.55                         | -1.40                      | ND                | --                   | ND             | ND             | ND                   | ND                   | ND                  | --                  |          |
| 2/10/1997             | 35.67                | 6.88                  | 0.00                 | 28.79                         | 3.24                       | ND                | --                   | ND             | ND             | ND                   | ND                   | ND                  | --                  |          |
| 5/7/1997              | 35.67                | 8.32                  | 0.00                 | 27.35                         | -1.44                      | ND                | --                   | ND             | 1.1            | ND                   | ND                   | ND                  | --                  |          |
| 8/5/1997              | 35.67                | 9.64                  | 0.00                 | 26.03                         | -1.32                      | 55                | --                   | 0.79           | ND             | ND                   | ND                   | ND                  | --                  |          |
| 11/4/1997             | 35.67                | 10.30                 | 0.00                 | 25.37                         | -0.66                      | ND                | --                   | ND             | ND             | ND                   | ND                   | ND                  | --                  |          |
| 2/12/1998             | 35.67                | 5.10                  | 0.00                 | 30.57                         | 5.20                       | ND                | --                   | ND             | ND             | ND                   | ND                   | ND                  | --                  |          |
| 5/15/1998             | 35.68                | 6.61                  | 0.00                 | 29.07                         | -1.50                      | ND                | --                   | ND             | ND             | ND                   | ND                   | ND                  | --                  |          |

**Table 2**  
**HISTORIC FLUID LEVELS AND SELECTED ANALYTICAL RESULTS**  
**May 1991 Through December 2010**  
**76 Station 3292**

| Date Sampled          | TOC Elevation (feet) | Depth to Water (feet) | LPH Thickness (feet) | Ground-water Elevation (feet) | Change in Elevation (feet) | TPH-G 8015 (µg/l) | TPH-G (GC/MS) (µg/l) | Benzene (µg/l) | Toluene (µg/l) | Ethyl-benzene (µg/l) | Total Xylenes (µg/l) | MTBE (8021B) (µg/l) | MTBE (8260B) (µg/l) | Comments              |
|-----------------------|----------------------|-----------------------|----------------------|-------------------------------|----------------------------|-------------------|----------------------|----------------|----------------|----------------------|----------------------|---------------------|---------------------|-----------------------|
| <b>MW-6 continued</b> |                      |                       |                      |                               |                            |                   |                      |                |                |                      |                      |                     |                     |                       |
| 8/12/1998             | 35.68                | 8.02                  | 0.00                 | 27.66                         | -1.41                      | ND                | --                   | ND             | ND             | ND                   | ND                   | ND                  | --                  |                       |
| 11/12/1998            | 35.68                | 8.74                  | 0.00                 | 26.94                         | -0.72                      | ND                | --                   | ND             | ND             | ND                   | ND                   | ND                  | --                  |                       |
| 3/1/1999              | 35.68                | 7.22                  | 0.00                 | 28.46                         | 1.52                       | ND                | --                   | ND             | ND             | ND                   | ND                   | ND                  | --                  |                       |
| 5/12/1999             | 35.68                | 8.05                  | 0.00                 | 27.63                         | -0.83                      | ND                | --                   | ND             | ND             | ND                   | ND                   | ND                  | --                  |                       |
| 8/11/1999             | 35.68                | 9.53                  | 0.00                 | 26.15                         | -1.48                      | ND                | --                   | ND             | ND             | ND                   | ND                   | ND                  | --                  |                       |
| 11/4/1999             | 35.68                | 10.44                 | 0.00                 | 25.24                         | -0.91                      | ND                | --                   | ND             | ND             | ND                   | ND                   | ND                  | --                  |                       |
| 2/29/2000             | 35.68                | --                    | --                   | --                            | --                         | --                | --                   | --             | --             | --                   | --                   | --                  | --                  | Not Monitored/Sampled |
| 8/8/2000              | 35.68                | 9.16                  | 0.00                 | 26.52                         | --                         | --                | --                   | --             | --             | --                   | --                   | --                  | --                  |                       |
| 11/6/2000             | 35.68                | 9.28                  | 0.00                 | 26.40                         | -0.12                      | --                | --                   | --             | --             | --                   | --                   | --                  | --                  |                       |
| 2/7/2001              | 35.68                | 9.18                  | 0.00                 | 26.50                         | 0.10                       | --                | --                   | --             | --             | --                   | --                   | --                  | --                  |                       |
| 5/9/2001              | 35.68                | 8.76                  | 0.00                 | 26.92                         | 0.42                       | --                | --                   | --             | --             | --                   | --                   | --                  | --                  |                       |
| 8/24/2001             | 35.68                | 10.33                 | 0.00                 | 25.35                         | -1.57                      | --                | --                   | --             | --             | --                   | --                   | --                  | --                  |                       |
| 11/16/2001            | 35.68                | 9.97                  | 0.00                 | 25.71                         | 0.36                       | --                | --                   | --             | --             | --                   | --                   | --                  | --                  |                       |
| 2/21/2002             | 35.68                | 7.86                  | 0.00                 | 27.82                         | 2.11                       | --                | --                   | --             | --             | --                   | --                   | --                  | --                  |                       |
| 5/10/2002             | 35.68                | 8.93                  | 0.00                 | 26.75                         | -1.07                      | --                | --                   | --             | --             | --                   | --                   | --                  | --                  |                       |
| 8/26/2002             | 35.68                | 10.09                 | 0.00                 | 25.59                         | -1.16                      | --                | --                   | --             | --             | --                   | --                   | --                  | --                  |                       |
| 11/7/2002             | 35.68                | 9.93                  | 0.00                 | 25.75                         | 0.16                       | --                | --                   | --             | --             | --                   | --                   | --                  | --                  |                       |
| 2/14/2003             | 35.68                | 7.90                  | 0.00                 | 27.78                         | 2.03                       | --                | --                   | --             | --             | --                   | --                   | --                  | --                  |                       |
| 5/12/2003             | 35.68                | 7.51                  | 0.00                 | 28.17                         | 0.39                       | --                | --                   | --             | --             | --                   | --                   | --                  | --                  |                       |
| 8/11/2003             | 35.68                | 9.44                  | 0.00                 | 26.24                         | -1.93                      | --                | --                   | --             | --             | --                   | --                   | --                  | --                  |                       |
| 11/13/2003            | 35.68                | --                    | --                   | --                            | --                         | --                | --                   | --             | --             | --                   | --                   | --                  | --                  | Covered with asphalt  |
| 2/17/2004             | 35.68                | 8.38                  | 0.00                 | 27.30                         | --                         | --                | --                   | --             | --             | --                   | --                   | --                  | --                  | Monitored Only        |
| 5/20/2004             | 35.68                | 9.23                  | 0.00                 | 26.45                         | -0.85                      | --                | --                   | --             | --             | --                   | --                   | --                  | --                  | Monitored Only        |

**Table 2**  
**HISTORIC FLUID LEVELS AND SELECTED ANALYTICAL RESULTS**  
**May 1991 Through December 2010**  
**76 Station 3292**

| Date Sampled                                     | TOC Elevation (feet) | Depth to Water (feet) | LPH Thickness (feet) | Ground-water Elevation (feet) | Change in Elevation (feet) | TPH-G 8015 (µg/l) | TPH-G (GC/MS) (µg/l) | Benzene (µg/l) | Toluene (µg/l) | Ethyl-benzene (µg/l) | Total Xylenes (µg/l) | MTBE (8021B) (µg/l) | MTBE (8260B) (µg/l) | Comments       |
|--|----------------------|-----------------------|----------------------|-------------------------------|----------------------------|-------------------|----------------------|----------------|----------------|----------------------|----------------------|---------------------|---------------------|----------------|
| <b>MW-6 continued</b>                            |                      |                       |                      |                               |                            |                   |                      |                |                |                      |                      |                     |                     |                |
| 8/25/2004  | 35.68                | 10.79                 | 0.00                 | 24.89                         | -1.56                      | --                | --                   | --             | --             | --                   | --                   | --                  | --                  | Monitored Only |
| 11/2/2004  | 35.68                | 10.00                 | 0.00                 | 25.68                         | 0.79                       | --                | --                   | --             | --             | --                   | --                   | --                  | --                  | Monitored Only |
| 3/17/2005  | 35.68                | 7.27                  | 0.00                 | 28.41                         | 2.73                       | --                | --                   | --             | --             | --                   | --                   | --                  | --                  | Monitored only |
| 6/13/2005  | 35.68                | 7.64                  | 0.00                 | 28.04                         | -0.37                      | --                | --                   | --             | --             | --                   | --                   | --                  | --                  | Monitored only |
| 9/27/2005  | 35.68                | 9.36                  | 0.00                 | 26.32                         | -1.72                      | --                | --                   | --             | --             | --                   | --                   | --                  | --                  | Monitored Only |
| 12/20/2005                                       | 35.68                | 9.43                  | 0.00                 | 26.25                         | -0.07                      | --                | --                   | --             | --             | --                   | --                   | --                  | --                  | Monitored Only |
| 3/10/2006  | 35.68                | 6.45                  | 0.00                 | 29.23                         | 2.98                       | --                | --                   | --             | --             | --                   | --                   | --                  | --                  | Monitored Only |
| 6/20/2006  | 35.68                | 7.74                  | 0.00                 | 27.94                         | -1.29                      | --                | --                   | --             | --             | --                   | --                   | --                  | --                  | Monitored Only |
| 9/25/2006  | 35.68                | 8.96                  | 0.00                 | 26.72                         | -1.22                      | --                | --                   | --             | --             | --                   | --                   | --                  | --                  | Monitored Only |
| 12/18/2006                                       | 35.68                | 8.19                  | 0.00                 | 27.49                         | 0.77                       | --                | --                   | --             | --             | --                   | --                   | --                  | --                  | Monitored Only |
| 3/29/2007  | 35.68                | 9.52                  | 0.00                 | 26.16                         | -1.33                      | --                | --                   | --             | --             | --                   | --                   | --                  | --                  | Monitored Only |
| 6/26/2007  | 35.68                | 9.57                  | 0.00                 | 26.11                         | -0.05                      | --                | --                   | --             | --             | --                   | --                   | --                  | --                  | Monitored Only |
| 9/26/2007  | 35.68                | 10.56                 | 0.00                 | 25.12                         | -0.99                      | --                | --                   | --             | --             | --                   | --                   | --                  | --                  | Monitored Only |
| 12/18/2007                                       | 35.68                | 10.28                 | 0.00                 | 25.40                         | 0.28                       | --                | --                   | --             | --             | --                   | --                   | --                  | --                  | Monitored only |
| 3/25/2008  | 35.68                | 8.62                  | 0.00                 | 27.06                         | 1.66                       | --                | --                   | --             | --             | --                   | --                   | --                  | --                  | Monitored Only |
| 6/18/2008  | 35.68                | 9.92                  | 0.00                 | 25.76                         | -1.30                      | --                | --                   | --             | --             | --                   | --                   | --                  | --                  | Monitored Only |
| 9/15/2008  | 35.68                | 11.04                 | 0.00                 | 24.64                         | -1.12                      | --                | --                   | --             | --             | --                   | --                   | --                  | --                  | Monitored only |
| 12/17/2008                                       | 35.68                | 11.10                 | 0.00                 | 24.58                         | -0.06                      | --                | --                   | --             | --             | --                   | --                   | --                  | --                  | Monitored only |
| 3/26/2009  | 35.68                | 8.68                  | 0.00                 | 27.00                         | 2.42                       | --                | --                   | --             | --             | --                   | --                   | --                  | --                  | Monitored only |
| 6/22/2009  | 35.68                | 9.98                  | 0.00                 | 25.70                         | -1.30                      | --                | --                   | --             | --             | --                   | --                   | --                  | --                  | Monitored only |
| <b>MW-7 (Screen Interval in feet: 11.0-21.5)</b> |                      |                       |                      |                               |                            |                   |                      |                |                |                      |                      |                     |                     |                |
| 5/19/1992  | --                   | --                    | --                   | --                            | --                         | 17000             | --                   | 540            | 90             | 1200                 | 1900                 | --                  | --                  |                |
| 8/20/1992  | --                   | --                    | --                   | --                            | --                         | 13000             | --                   | 460            | 54             | ND                   | 3100                 | --                  | --                  |                |

**Table 2**  
**HISTORIC FLUID LEVELS AND SELECTED ANALYTICAL RESULTS**  
**May 1991 Through December 2010**  
**76 Station 3292**

| Date Sampled          | TOC Elevation (feet) | Depth to Water (feet) | LPH Thickness (feet) | Ground-water Elevation (feet) | Change in Elevation (feet) | TPH-G 8015 (µg/l) | TPH-G (GC/MS) (µg/l) | Benzene (µg/l) | Toluene (µg/l) | Ethyl-benzene (µg/l) | Total Xylenes (µg/l) | MTBE (8021B) (µg/l) | MTBE (8260B) (µg/l) | Comments |
|-----------------------|----------------------|-----------------------|----------------------|-------------------------------|----------------------------|-------------------|----------------------|----------------|----------------|----------------------|----------------------|---------------------|---------------------|----------|
| <b>MW-7 continued</b> |                      |                       |                      |                               |                            |                   |                      |                |                |                      |                      |                     |                     |          |
| 9/16/1992             | 36.40                | 13.23                 | 0.00                 | 23.17                         | --                         | --                | --                   | --             | --             | --                   | --                   | --                  | --                  |          |
| 10/12/1992            | 36.40                | 13.65                 | 0.00                 | 22.75                         | -0.42                      | --                | --                   | --             | --             | --                   | --                   | --                  | --                  |          |
| 11/10/1992            | 36.40                | 13.54                 | 0.00                 | 22.86                         | 0.11                       | 1800              | --                   | 74             | ND             | 230                  | 350                  | --                  | --                  |          |
| 12/10/1992            | 36.40                | 12.52                 | 0.00                 | 23.88                         | 1.02                       | --                | --                   | --             | --             | --                   | --                   | --                  | --                  |          |
| 1/15/1993             | 36.40                | 9.59                  | 0.00                 | 26.81                         | 2.93                       | --                | --                   | --             | --             | --                   | --                   | --                  | --                  |          |
| 2/20/1993             | 36.40                | 8.55                  | 0.00                 | 27.85                         | 1.04                       | 1800              | --                   | 37             | 4.6            | 11                   | 7.7                  | --                  | --                  |          |
| 3/18/1993             | 36.40                | 8.98                  | 0.00                 | 27.42                         | -0.43                      | --                | --                   | --             | --             | --                   | --                   | --                  | --                  |          |
| 4/20/1993             | 36.40                | 8.52                  | 0.00                 | 27.88                         | 0.46                       | --                | --                   | --             | --             | --                   | --                   | --                  | --                  |          |
| 5/21/1993             | 36.40                | 9.16                  | 0.00                 | 27.24                         | -0.64                      | 22000             | --                   | 330            | 37             | 2100                 | 2900                 | --                  | --                  |          |
| 6/22/1993             | 36.40                | 9.66                  | 0.00                 | 26.74                         | -0.50                      | --                | --                   | --             | --             | --                   | --                   | --                  | --                  |          |
| 7/23/1993             | 36.40                | 10.15                 | 0.00                 | 26.25                         | -0.49                      | --                | --                   | --             | --             | --                   | --                   | --                  | --                  |          |
| 8/23/1993             | 36.40                | 10.65                 | 0.00                 | 25.75                         | -0.50                      | 33000             | --                   | 360            | ND             | 2500                 | 4300                 | --                  | --                  |          |
| 9/24/1993             | 36.09                | 10.77                 | 0.00                 | 25.32                         | -0.43                      | --                | --                   | --             | --             | --                   | --                   | --                  | --                  |          |
| 11/23/1993            | 36.09                | 11.28                 | 0.00                 | 24.81                         | -0.51                      | 19000             | --                   | 310            | 30             | 2500                 | 2300                 | --                  | --                  |          |
| 2/24/1994             | 36.09                | 8.95                  | 0.00                 | 27.14                         | 2.33                       | 16000             | --                   | 220            | 19             | 2400                 | 3200                 | --                  | --                  |          |
| 5/25/1994             | 36.09                | 10.00                 | 0.00                 | 26.09                         | -1.05                      | 14000             | --                   | 200            | ND             | 1500                 | 1800                 | --                  | --                  |          |
| 8/23/1994             | 36.09                | 11.43                 | 0.00                 | 24.66                         | -1.43                      | 19000             | --                   | 210            | 50             | 2000                 | 2800                 | --                  | --                  |          |
| 11/23/1994            | 36.09                | 10.69                 | 0.00                 | 25.40                         | 0.74                       | 10000             | --                   | 220            | ND             | 1000                 | 730                  | --                  | --                  |          |
| 2/3/1995              | 36.09                | 7.49                  | 0.00                 | 28.60                         | 3.20                       | 26000             | --                   | 170            | ND             | 2300                 | 3700                 | --                  | --                  |          |
| 5/10/1995             | 36.09                | 7.88                  | 0.00                 | 28.21                         | -0.39                      | 1300              | --                   | 13             | 1.5            | 170                  | 230                  | --                  | --                  |          |
| 8/2/1995              | 36.09                | 9.02                  | 0.00                 | 27.07                         | -1.14                      | 15000             | --                   | 200            | ND             | 2200                 | 2000                 | --                  | --                  |          |
| 11/2/1995             | 36.09                | 10.55                 | 0.00                 | 25.54                         | -1.53                      | 18000             | --                   | 190            | 9.4            | 2100                 | 2200                 | 72                  | --                  |          |
| 2/8/1996              | 36.09                | 7.13                  | 0.00                 | 28.96                         | 3.42                       | 19000             | --                   | 150            | ND             | 2100                 | 3000                 | ND                  | --                  |          |

**Table 2**  
**HISTORIC FLUID LEVELS AND SELECTED ANALYTICAL RESULTS**  
**May 1991 Through December 2010**  
**76 Station 3292**

| Date Sampled          | TOC Elevation (feet) | Depth to Water (feet) | LPH Thickness (feet) | Ground-water Elevation (feet) | Change in Elevation (feet) | TPH-G 8015 (µg/l) | TPH-G (GC/MS) (µg/l) | Benzene (µg/l) | Toluene (µg/l) | Ethyl-benzene (µg/l) | Total Xylenes (µg/l) | MTBE (8021B) (µg/l) | MTBE (8260B) (µg/l) | Comments              |
|-----------------------|----------------------|-----------------------|----------------------|-------------------------------|----------------------------|-------------------|----------------------|----------------|----------------|----------------------|----------------------|---------------------|---------------------|-----------------------|
| <b>MW-7 continued</b> |                      |                       |                      |                               |                            |                   |                      |                |                |                      |                      |                     |                     |                       |
| 5/8/1996              | 36.09                | 7.11                  | 0.00                 | 28.98                         | 0.02                       | 13000             | --                   | 130            | 18             | 1900                 | 1600                 | 85                  | --                  |                       |
| 8/9/1996              | 36.09                | 9.07                  | 0.00                 | 27.02                         | -1.96                      | 11000             | --                   | 67             | ND             | 1700                 | 1800                 | ND                  | --                  |                       |
| 11/7/1996             | 36.09                | 10.76                 | 0.00                 | 25.33                         | -1.69                      | 32000             | --                   | 160            | ND             | 3300                 | 8400                 | 570                 | --                  |                       |
| 2/10/1997             | 36.09                | 7.22                  | 0.00                 | 28.87                         | 3.54                       | 7100              | --                   | 55             | ND             | ND                   | 620                  | ND                  | --                  |                       |
| 2/11/1997             | 36.09                | --                    | --                   | --                            | --                         | --                | --                   | --             | --             | --                   | --                   | --                  | --                  |                       |
| 5/7/1997              | 36.09                | 8.47                  | 0.00                 | 27.62                         | --                         | 6000              | --                   | 74             | ND             | 560                  | 330                  | 250                 | --                  |                       |
| 8/5/1997              | 36.09                | 10.25                 | 0.00                 | 25.84                         | -1.78                      | 5000              | --                   | 66             | ND             | 420                  | 240                  | ND                  | --                  |                       |
| 11/4/1997             | 36.09                | 10.69                 | 0.00                 | 25.40                         | -0.44                      | 20000             | --                   | 67             | ND             | 2300                 | 4300                 | 430                 | --                  |                       |
| 2/12/1998             | 36.09                | 5.02                  | 0.00                 | 31.07                         | 5.67                       | 5500              | --                   | 95             | ND             | 150                  | 110                  | ND                  | --                  |                       |
| 5/15/1998             | 36.06                | 6.98                  | 0.00                 | 29.08                         | -1.99                      | 1300              | --                   | ND             | ND             | 69                   | 64                   | 88                  | --                  |                       |
| 8/12/1998             | 36.06                | 8.42                  | 0.00                 | 27.64                         | -1.44                      | 1400              | --                   | 12             | 2.3            | 67                   | ND                   | 30                  | --                  |                       |
| 11/12/1998            | 36.06                | 9.10                  | 0.00                 | 26.96                         | -0.68                      | 6300              | --                   | 63             | ND             | 230                  | 100                  | ND                  | --                  |                       |
| 3/1/1999              | 36.06                | 7.14                  | 0.00                 | 28.92                         | 1.96                       | 1000              | --                   | 24             | ND             | 23                   | 26                   | 39                  | --                  |                       |
| 5/12/1999             | 36.06                | 8.07                  | 0.00                 | 27.99                         | -0.93                      | 4700              | --                   | 79             | ND             | 120                  | 210                  | 210                 | --                  |                       |
| 8/11/1999             | 36.06                | 9.44                  | 0.00                 | 26.62                         | -1.37                      | 4700              | --                   | 61.6           | ND             | 58.2                 | 23.6                 | 187                 | --                  |                       |
| 11/4/1999             | 36.06                | 10.38                 | 0.00                 | 25.68                         | -0.94                      | 5980              | --                   | 56.3           | ND             | 44.5                 | 21.2                 | 194                 | --                  |                       |
| 2/29/2000             | 36.06                | 7.06                  | 0.00                 | 29.00                         | 3.32                       | --                | --                   | --             | --             | --                   | --                   | --                  | --                  | Sampled semi-annually |
| 5/8/2000              | 36.06                | 8.15                  | 0.00                 | 27.91                         | -1.09                      | 6600              | --                   | 80             | ND             | 99.6                 | 66.5                 | ND                  | --                  |                       |
| 8/8/2000              | 36.06                | 9.21                  | 0.00                 | 26.85                         | -1.06                      | --                | --                   | --             | --             | --                   | --                   | --                  | --                  |                       |
| 11/6/2000             | 36.06                | 9.77                  | 0.00                 | 26.29                         | -0.56                      | 6030              | --                   | 56.3           | ND             | 156                  | 63.1                 | 281                 | --                  |                       |
| 2/7/2001              | 36.06                | 9.02                  | 0.00                 | 27.04                         | 0.75                       | --                | --                   | --             | --             | --                   | --                   | --                  | --                  |                       |
| 5/9/2001              | 36.06                | 9.38                  | 0.00                 | 26.68                         | -0.36                      | 7460              | --                   | 45             | ND             | 186                  | 94.4                 | ND                  | --                  |                       |
| 8/24/2001             | 36.06                | 10.73                 | 0.00                 | 25.33                         | -1.35                      | --                | --                   | --             | --             | --                   | --                   | --                  | --                  | Sampled semi-annually |

**Table 2**  
**HISTORIC FLUID LEVELS AND SELECTED ANALYTICAL RESULTS**  
**May 1991 Through December 2010**  
**76 Station 3292**

| Date Sampled          | TOC Elevation (feet) | Depth to Water (feet) | LPH Thickness (feet) | Ground-water Elevation (feet) | Change in Elevation (feet) | TPH-G 8015 (µg/l) | TPH-G (GC/MS) (µg/l) | Benzene (µg/l) | Toluene (µg/l) | Ethyl-benzene (µg/l) | Total Xylenes (µg/l) | MTBE (8021B) (µg/l) | MTBE (8260B) (µg/l) | Comments               |
|-----------------------|----------------------|-----------------------|----------------------|-------------------------------|----------------------------|-------------------|----------------------|----------------|----------------|----------------------|----------------------|---------------------|---------------------|------------------------|
| <b>MW-7 continued</b> |                      |                       |                      |                               |                            |                   |                      |                |                |                      |                      |                     |                     |                        |
| 11/16/2001            | 36.06                | 10.97                 | 0.00                 | 25.09                         | -0.24                      | 8000              | --                   | 50             | ND<10          | 61                   | 18                   | ND<100              | --                  |                        |
| 2/21/2002             | 36.06                | 8.60                  | 0.00                 | 27.46                         | 2.37                       | --                | --                   | --             | --             | --                   | --                   | --                  | --                  |                        |
| 5/10/2002             | 36.06                | 9.28                  | 0.00                 | 26.78                         | -0.68                      | 7100              | --                   | ND<5.0         | ND<5.0         | 140                  | 63                   | ND<50               | --                  |                        |
| 8/26/2002             | 36.06                | 10.40                 | 0.00                 | 25.66                         | -1.12                      | --                | --                   | --             | --             | --                   | --                   | --                  | --                  | Sampled semi-annually  |
| 11/7/2002             | 36.06                | 10.95                 | 0.00                 | 25.11                         | -0.55                      | --                | 3400                 | 3.1            | ND<0.50        | 25                   | 7.8                  | --                  | ND<2.0              |                        |
| 2/14/2003             | 36.06                | 8.82                  | 0.00                 | 27.24                         | 2.13                       | --                | --                   | --             | --             | --                   | --                   | --                  | --                  | Sampled semi-annually  |
| 5/12/2003             | 36.06                | 8.46                  | 0.00                 | 27.60                         | 0.36                       | --                | 4900                 | 3.7            | 0.74           | 130                  | 47                   | --                  | ND<2.0              |                        |
| 8/11/2003             | 36.06                | 10.27                 | 0.00                 | 25.79                         | -1.81                      | --                | --                   | --             | --             | --                   | --                   | --                  | --                  | Monitored Only         |
| 11/13/2003            | 36.06                | 10.82                 | 0.00                 | 25.24                         | -0.55                      | --                | 20000                | 10             | ND<10          | 1600                 | 740                  | --                  | ND<40               |                        |
| 2/17/2004             | 36.06                | 10.13                 | 0.00                 | 25.93                         | 0.69                       | --                | --                   | --             | --             | --                   | --                   | --                  | --                  | Monitored Only         |
| 5/20/2004             | 36.06                | 9.60                  | 0.00                 | 26.46                         | 0.53                       | --                | 12000                | ND<10          | ND<10          | 1000                 | 380                  | --                  | ND<10               |                        |
| 8/25/2004             | 36.06                | 10.85                 | 0.00                 | 25.21                         | -1.25                      | --                | --                   | --             | --             | --                   | --                   | --                  | --                  | Monitored Only         |
| 11/2/2004             | 36.06                | 10.67                 | 0.00                 | 25.39                         | 0.18                       | --                | 12000                | ND<10          | ND<10          | 860                  | 280                  | --                  | ND<10               |                        |
| 3/17/2005             | 36.06                | 7.65                  | 0.00                 | 28.41                         | 3.02                       | --                | --                   | --             | --             | --                   | --                   | --                  | --                  | Sampled Semi-Annually  |
| 6/13/2005             | 36.06                | 7.96                  | 0.00                 | 28.10                         | -0.31                      | --                | 13000                | ND<5.0         | ND<5.0         | 840                  | 250                  | --                  | ND<5.0              |                        |
| 9/27/2005             | 36.06                | 9.66                  | 0.00                 | 26.40                         | -1.70                      | --                | --                   | --             | --             | --                   | --                   | --                  | --                  | Sampled semi-annually  |
| 12/20/2005            | 36.06                | 9.67                  | 0.00                 | 26.39                         | -0.01                      | --                | 19000                | 2.2            | 1.2            | 100                  | 20                   | --                  | ND<0.50             |                        |
| 3/10/2006             | 36.06                | 7.56                  | 0.00                 | 28.50                         | 2.11                       | --                | --                   | --             | --             | --                   | --                   | --                  | --                  | Sampled Q2 and Q4 only |
| 6/20/2006             | 36.06                | 8.07                  | 0.00                 | 27.99                         | -0.51                      | --                | 8300                 | ND<2.5         | ND<2.5         | 310                  | 80                   | --                  | ND<2.5              |                        |
| 9/25/2006             | 36.06                | 9.27                  | 0.00                 | 26.79                         | -1.20                      | --                | --                   | --             | --             | --                   | --                   | --                  | --                  | Sampled Q2 and Q4 only |
| 12/18/2006            | 36.06                | 9.12                  | 0.00                 | 26.94                         | 0.15                       | --                | 2500                 | ND<0.50        | ND<0.50        | 2.3                  | 0.58                 | --                  | 3.8                 |                        |
| 3/29/2007             | 36.06                | 9.61                  | 0.00                 | 26.45                         | -0.49                      | --                | --                   | --             | --             | --                   | --                   | --                  | --                  | Sampled Q2 and Q4 only |
| 6/26/2007             | 36.06                | 9.87                  | 0.00                 | 26.19                         | -0.26                      | --                | 7800                 | 1.5            | 1.2            | 230                  | 34                   | --                  | ND<0.50             |                        |

**Table 2**  
**HISTORIC FLUID LEVELS AND SELECTED ANALYTICAL RESULTS**  
**May 1991 Through December 2010**  
**76 Station 3292**

| Date Sampled                                    | TOC Elevation (feet) | Depth to Water (feet) | LPH Thickness (feet) | Ground-water Elevation (feet) | Change in Elevation (feet) | TPH-G 8015 (µg/l) | TPH-G (GC/MS) (µg/l) | Benzene (µg/l) | Toluene (µg/l) | Ethyl-benzene (µg/l) | Total Xylenes (µg/l) | MTBE (8021B) (µg/l) | MTBE (8260B) (µg/l) | Comments               |
|---|----------------------|-----------------------|----------------------|-------------------------------|----------------------------|-------------------|----------------------|----------------|----------------|----------------------|----------------------|---------------------|---------------------|------------------------|
| <b>MW-7 continued</b>                           |                      |                       |                      |                               |                            |                   |                      |                |                |                      |                      |                     |                     |                        |
| 9/26/2007                                       | 36.06                | 10.85                 | 0.00                 | 25.21                         | -0.98                      | --                | --                   | --             | --             | --                   | --                   | --                  | --                  | Sampled Q2 and Q4 only |
| 12/18/2007                                      | 36.06                | 10.12                 | 0.00                 | 25.94                         | 0.73                       | --                | 7100                 | ND<2.5         | ND<2.5         | 310                  | 20                   | --                  | ND<2.5              |                        |
| 3/25/2008                                       | 36.06                | 9.37                  | 0.00                 | 26.69                         | 0.75                       | --                | --                   | --             | --             | --                   | --                   | --                  | --                  | Sampled Q2 and Q4 only |
| 6/18/2008                                       | 36.06                | 9.98                  | 0.00                 | 26.08                         | -0.61                      | --                | 10000                | ND<2.5         | ND<2.5         | 420                  | 39                   | --                  | ND<2.5              |                        |
| 9/15/2008                                       | 36.06                | 11.00                 | 0.00                 | 25.06                         | -1.02                      | --                | --                   | --             | --             | --                   | --                   | --                  | --                  | Sampled Q2 and Q4 only |
| 12/17/2008                                      | 36.06                | 11.25                 | 0.00                 | 24.81                         | -0.25                      | --                | 6900                 | ND<5.0         | ND<5.0         | 330                  | 15                   | --                  | ND<5.0              |                        |
| 3/26/2009                                       | 36.06                | 11.58                 | 0.00                 | 24.48                         | -0.33                      | --                | --                   | --             | --             | --                   | --                   | --                  | --                  | Sampled Q2 and Q4 only |
| 6/22/2009                                       | 36.06                | 10.88                 | 0.00                 | 25.18                         | 0.70                       | --                | 1100                 | ND<2.5         | ND<2.5         | ND<2.5               | ND<5.0               | --                  | ND<2.5              |                        |
| 12/15/2009                                      | 36.06                | 10.90                 | 0.00                 | 25.16                         | -0.02                      | --                | 4100                 | 0.93           | 1.5            | 250                  | 10                   | --                  | ND<0.50             |                        |
| 6/30/2010                                       | 36.06                | 9.28                  | 0.00                 | 26.78                         | 1.62                       | --                | 7300                 | ND<0.50        | 1.7            | 420                  | 9.2                  | --                  | ND<0.50             |                        |
| 12/21/2010                                      | 36.06                | 8.45                  | 0.00                 | 27.61                         | 0.83                       | --                | 7100                 | ND<2.5         | ND<2.5         | 380                  | 5.6                  | --                  | ND<2.5              |                        |
| <b>MW-8 (Screen Interval in feet: 8.0-19.0)</b> |                      |                       |                      |                               |                            |                   |                      |                |                |                      |                      |                     |                     |                        |
| 5/19/1992                                       | --                   | --                    | --                   | --                            | --                         | 5300              | --                   | 28             | 3.3            | 2.6                  | 2.1                  | --                  | --                  |                        |
| 8/20/1992                                       | --                   | --                    | --                   | --                            | --                         | 3500              | --                   | 67             | 11             | ND                   | ND                   | --                  | --                  |                        |
| 9/16/1992                                       | 37.14                | 14.13                 | 0.00                 | 23.01                         | --                         | --                | --                   | --             | --             | --                   | --                   | --                  | --                  |                        |
| 10/12/1992                                      | 37.14                | 14.51                 | 0.00                 | 22.63                         | -0.38                      | --                | --                   | --             | --             | --                   | --                   | --                  | --                  |                        |
| 11/10/1992                                      | 37.14                | 14.46                 | 0.00                 | 22.68                         | 0.05                       | 1800              | --                   | 20             | ND             | ND                   | ND                   | --                  | --                  |                        |
| 12/10/1992                                      | 37.14                | 13.51                 | 0.00                 | 23.63                         | 0.95                       | --                | --                   | --             | --             | --                   | --                   | --                  | --                  |                        |
| 1/15/1993                                       | 37.14                | 10.50                 | 0.00                 | 26.64                         | 3.01                       | --                | --                   | --             | --             | --                   | --                   | --                  | --                  |                        |
| 2/20/1993                                       | 37.14                | 9.50                  | 0.00                 | 27.64                         | 1.00                       | 2200              | --                   | 32             | ND             | 42                   | 5                    | --                  | --                  |                        |
| 3/18/1993                                       | 37.14                | 9.89                  | 0.00                 | 27.25                         | -0.39                      | --                | --                   | --             | --             | --                   | --                   | --                  | --                  |                        |
| 4/20/1993                                       | 37.14                | 9.91                  | 0.00                 | 27.23                         | -0.02                      | --                | --                   | --             | --             | --                   | --                   | --                  | --                  |                        |
| 5/21/1993                                       | 37.14                | 10.40                 | 0.00                 | 26.74                         | -0.49                      | 2500              | --                   | 44             | ND             | ND                   | ND                   | --                  | --                  |                        |



**Table 2**  
**HISTORIC FLUID LEVELS AND SELECTED ANALYTICAL RESULTS**  
**May 1991 Through December 2010**  
**76 Station 3292**

| Date Sampled          | TOC Elevation (feet) | Depth to Water (feet) | LPH Thickness (feet) | Ground-water Elevation (feet) | Change in Elevation (feet) | TPH-G 8015 (µg/l) | TPH-G (GC/MS) (µg/l) | Benzene (µg/l) | Toluene (µg/l) | Ethyl-benzene (µg/l) | Total Xylenes (µg/l) | MTBE (8021B) (µg/l) | MTBE (8260B) (µg/l) | Comments |
|-----------------------|----------------------|-----------------------|----------------------|-------------------------------|----------------------------|-------------------|----------------------|----------------|----------------|----------------------|----------------------|---------------------|---------------------|----------|
| <b>MW-8 continued</b> |                      |                       |                      |                               |                            |                   |                      |                |                |                      |                      |                     |                     |          |
| 6/22/1993             | 37.14                | 10.86                 | 0.00                 | 26.28                         | -0.46                      | --                | --                   | --             | --             | --                   | --                   | --                  | --                  |          |
| 7/23/1993             | 37.14                | 11.29                 | 0.00                 | 25.85                         | -0.43                      | --                | --                   | --             | --             | --                   | --                   | --                  | --                  |          |
| 8/23/1993             | 37.14                | 11.76                 | 0.00                 | 25.38                         | -0.47                      | 280               | --                   | 49             | 4.5            | ND                   | ND                   | --                  | --                  |          |
| 9/24/1993             | 36.89                | 12.00                 | 0.00                 | 24.89                         | -0.49                      | --                | --                   | --             | --             | --                   | --                   | --                  | --                  |          |
| 11/23/1993            | 36.89                | 12.38                 | 0.00                 | 24.51                         | -0.38                      | 1800              | --                   | ND             | 3.4            | ND                   | ND                   | --                  | --                  |          |
| 2/24/1994             | 36.89                | 10.44                 | 0.00                 | 26.45                         | 1.94                       | 1200              | --                   | 10             | 2.3            | ND                   | 3.2                  | --                  | --                  |          |
| 5/25/1994             | 36.89                | 11.12                 | 0.00                 | 25.77                         | -0.68                      | 14000             | --                   | 29             | ND             | ND                   | ND                   | --                  | --                  |          |
| 8/23/1994             | 36.89                | 12.61                 | 0.00                 | 24.28                         | -1.49                      | 3200              | --                   | 46             | 18             | 2                    | 7.2                  | --                  | --                  |          |
| 11/23/1994            | 36.89                | 11.98                 | 0.00                 | 24.91                         | 0.63                       | 1700              | --                   | 34             | ND             | ND                   | 3.1                  | --                  | --                  |          |
| 2/3/1995              | 36.89                | 9.16                  | 0.00                 | 27.73                         | 2.82                       | 800               | --                   | 6.1            | ND             | ND                   | ND                   | --                  | --                  |          |
| 5/10/1995             | 36.89                | 9.35                  | 0.00                 | 27.54                         | -0.19                      | 1400              | --                   | 15             | 1.5            | 0.65                 | 0.84                 | --                  | --                  |          |
| 8/2/1995              | 36.89                | 10.40                 | 0.00                 | 26.49                         | -1.05                      | 690               | --                   | 8.3            | 1.9            | ND                   | ND                   | --                  | --                  |          |
| 11/2/1995             | 36.89                | 11.80                 | 0.00                 | 25.09                         | -1.40                      | 1200              | --                   | ND             | 1.9            | 0.56                 | ND                   | 6.4                 | --                  |          |
| 2/8/1996              | 36.89                | 8.98                  | 0.00                 | 27.91                         | 2.82                       | --                | --                   | --             | --             | --                   | --                   | --                  | --                  |          |
| 2/14/1996             | 36.89                | 9.24                  | 0.00                 | 27.65                         | -0.26                      | 650               | --                   | 9              | 1.2            | ND                   | 0.52                 | ND                  | --                  |          |
| 5/8/1996              | 36.89                | 9.46                  | 0.00                 | 27.43                         | -0.22                      | 1200              | --                   | 0.7            | 35             | 2.2                  | 3                    | ND                  | --                  |          |
| 8/9/1996              | 36.89                | 10.47                 | 0.00                 | 26.42                         | -1.01                      | 350               | --                   | ND             | 12             | 0.81                 | 0.95                 | ND                  | --                  |          |
| 11/7/1996             | 36.89                | 11.71                 | 0.00                 | 25.18                         | -1.24                      | 1000              | --                   | 23             | ND             | ND                   | ND                   | ND                  | --                  |          |
| 2/10/1997             | 36.89                | 8.84                  | 0.00                 | 28.05                         | 2.87                       | 630               | --                   | 13             | ND             | ND                   | 8.1                  | ND                  | --                  |          |
| 5/7/1997              | 36.89                | 10.12                 | 0.00                 | 26.77                         | -1.28                      | 1200              | --                   | 26             | 3.4            | ND                   | 20                   | 20                  | --                  |          |
| 8/5/1997              | 36.89                | 11.26                 | 0.00                 | 25.63                         | -1.14                      | 590               | --                   | 9.8            | ND             | ND                   | ND                   | ND                  | --                  |          |
| 11/4/1997             | 36.89                | 11.58                 | 0.00                 | 25.31                         | -0.32                      | 640               | --                   | 14             | 1.9            | 5.7                  | 11                   | ND                  | --                  |          |
| 2/12/1998             | 36.89                | 7.34                  | 0.00                 | 29.55                         | 4.24                       | 770               | --                   | 20             | 3              | ND                   | ND                   | ND                  | --                  |          |

**Table 2**  
**HISTORIC FLUID LEVELS AND SELECTED ANALYTICAL RESULTS**  
**May 1991 Through December 2010**  
**76 Station 3292**

| Date Sampled          | TOC Elevation (feet) | Depth to Water (feet) | LPH Thickness (feet) | Ground-water Elevation (feet) | Change in Elevation (feet) | TPH-G 8015 (µg/l) | TPH-G (GC/MS) (µg/l) | Benzene (µg/l) | Toluene (µg/l) | Ethyl-benzene (µg/l) | Total Xylenes (µg/l) | MTBE (8021B) (µg/l) | MTBE (8260B) (µg/l) | Comments              |
|-----------------------|----------------------|-----------------------|----------------------|-------------------------------|----------------------------|-------------------|----------------------|----------------|----------------|----------------------|----------------------|---------------------|---------------------|-----------------------|
| <b>MW-8 continued</b> |                      |                       |                      |                               |                            |                   |                      |                |                |                      |                      |                     |                     |                       |
| 5/15/1998             | 36.87                | 8.67                  | 0.00                 | 28.20                         | -1.35                      | 840               | --                   | 10             | ND             | ND                   | 3.1                  | ND                  | --                  |                       |
| 8/12/1998             | 36.87                | 9.78                  | 0.00                 | 27.09                         | -1.11                      | 240               | --                   | 0.75           | ND             | ND                   | ND                   | ND                  | --                  |                       |
| 11/12/1998            | 36.87                | 10.62                 | 0.00                 | 26.25                         | -0.84                      | 300               | --                   | 14             | 2              | ND                   | ND                   | ND                  | --                  |                       |
| 3/1/1999              | 36.87                | 9.02                  | 0.00                 | 27.85                         | 1.60                       | 1100              | --                   | 22             | 4.6            | 2.1                  | 4.9                  | 12                  | --                  |                       |
| 5/12/1999             | 36.87                | 9.65                  | 0.00                 | 27.22                         | -0.63                      | 650               | --                   | 17             | ND             | ND                   | ND                   | ND                  | --                  |                       |
| 8/11/1999             | 36.87                | 10.85                 | 0.00                 | 26.02                         | -1.20                      | 168               | --                   | 6.68           | ND             | 0.544                | ND                   | ND                  | --                  |                       |
| 11/4/1999             | 36.87                | 11.72                 | 0.00                 | 25.15                         | -0.87                      | 1010              | --                   | 15.8           | 2.28           | ND                   | ND                   | 16.2                | --                  |                       |
| 2/29/2000             | 36.87                | 8.25                  | 0.00                 | 28.62                         | 3.47                       | --                | --                   | --             | --             | --                   | --                   | --                  | --                  | Sampled semi-annually |
| 5/8/2000              | 36.87                | 9.21                  | 0.00                 | 27.66                         | -0.96                      | 199               | --                   | 6.26           | ND             | ND                   | ND                   | ND                  | --                  |                       |
| 8/8/2000              | 36.87                | 10.35                 | 0.00                 | 26.52                         | -1.14                      | --                | --                   | --             | --             | --                   | --                   | --                  | --                  |                       |
| 11/6/2000             | 36.87                | 10.76                 | 0.00                 | 26.11                         | -0.41                      | 797               | --                   | ND             | ND             | ND                   | ND                   | ND                  | --                  |                       |
| 2/7/2001              | 36.87                | 10.16                 | 0.00                 | 26.71                         | 0.60                       | --                | --                   | --             | --             | --                   | --                   | --                  | --                  |                       |
| 5/9/2001              | 36.87                | 10.62                 | 0.00                 | 26.25                         | -0.46                      | 695               | --                   | ND             | ND             | ND                   | ND                   | ND                  | --                  |                       |
| 8/24/2001             | 36.87                | 11.97                 | 0.00                 | 24.90                         | -1.35                      | --                | --                   | --             | --             | --                   | --                   | --                  | --                  | Sampled semi-annually |
| 11/16/2001            | 36.87                | 12.27                 | 0.00                 | 24.60                         | -0.30                      | 1000              | --                   | ND<2.0         | ND<2.0         | ND<2.0               | ND<2.0               | ND<20               | --                  |                       |
| 2/21/2002             | 36.87                | 10.03                 | 0.00                 | 26.84                         | 2.24                       | --                | --                   | --             | --             | --                   | --                   | --                  | --                  |                       |
| 5/10/2002             | 36.87                | 10.63                 | 0.00                 | 26.24                         | -0.60                      | 400               | --                   | ND<0.50        | 0.78           | ND<0.50              | ND<0.50              | ND<5.0              | --                  |                       |
| 8/26/2002             | 36.87                | 11.80                 | 0.00                 | 25.07                         | -1.17                      | --                | --                   | --             | --             | --                   | --                   | --                  | --                  | Sampled semi-annually |
| 11/7/2002             | 36.87                | 11.97                 | 0.00                 | 24.90                         | -0.17                      | --                | 200                  | ND<0.50        | ND<0.50        | ND<0.50              | ND<1.0               | --                  | 5.0                 |                       |
| 2/14/2003             | 36.87                | 9.97                  | 0.00                 | 26.90                         | 2.00                       | --                | --                   | --             | --             | --                   | --                   | --                  | --                  | Sampled semi-annually |
| 5/12/2003             | 36.87                | 9.58                  | 0.00                 | 27.29                         | 0.39                       | --                | 730                  | ND<0.50        | ND<0.50        | ND<0.50              | ND<1.0               | --                  | ND<2.0              |                       |
| 8/11/2003             | 36.87                | 11.33                 | 0.00                 | 25.54                         | -1.75                      | --                | --                   | --             | --             | --                   | --                   | --                  | --                  | Monitored Only        |
| 11/13/2003            | 36.87                | --                    | --                   | --                            | --                         | --                | --                   | --             | --             | --                   | --                   | --                  | --                  | Covered with asphalt  |

**Table 2**  
**HISTORIC FLUID LEVELS AND SELECTED ANALYTICAL RESULTS**  
**May 1991 Through December 2010**  
**76 Station 3292**

| Date Sampled          | TOC Elevation (feet) | Depth to Water (feet) | LPH Thickness (feet) | Ground-water Elevation (feet) | Change in Elevation (feet) | TPH-G 8015 (µg/l) | TPH-G (GC/MS) (µg/l) | Benzene (µg/l) | Toluene (µg/l) | Ethyl-benzene (µg/l) | Total Xylenes (µg/l) | MTBE (8021B) (µg/l) | MTBE (8260B) (µg/l) | Comments                    |
|-----------------------|----------------------|-----------------------|----------------------|-------------------------------|----------------------------|-------------------|----------------------|----------------|----------------|----------------------|----------------------|---------------------|---------------------|-----------------------------|
| <b>MW-8 continued</b> |                      |                       |                      |                               |                            |                   |                      |                |                |                      |                      |                     |                     |                             |
| 2/17/2004             | 36.87                | --                    | --                   | --                            | --                         | --                | --                   | --             | --             | --                   | --                   | --                  | --                  | Covered with asphalt        |
| 5/20/2004             | 36.87                | --                    | --                   | --                            | --                         | --                | --                   | --             | --             | --                   | --                   | --                  | --                  | Unable to locate            |
| 8/25/2004             | 36.87                | --                    | --                   | --                            | --                         | --                | --                   | --             | --             | --                   | --                   | --                  | --                  | Unable to locate            |
| 11/2/2004             | 36.87                | --                    | --                   | --                            | --                         | --                | --                   | --             | --             | --                   | --                   | --                  | --                  | Covered with asphalt        |
| 3/17/2005             | 36.87                | --                    | --                   | --                            | --                         | --                | --                   | --             | --             | --                   | --                   | --                  | --                  | Unable to locate-Paved over |
| 6/13/2005             | 36.87                | 9.46                  | 0.00                 | 27.41                         | --                         | --                | 430                  | ND<0.50        | ND<0.50        | ND<0.50              | ND<1.0               | --                  | ND<0.50             |                             |
| 9/27/2005             | 36.87                | 11.00                 | 0.00                 | 25.87                         | -1.54                      | --                | --                   | --             | --             | --                   | --                   | --                  | --                  | Sampled semi-annually       |
| 12/20/2005            | 36.87                | 11.09                 | 0.00                 | 25.78                         | -0.09                      | --                | 390                  | ND<0.50        | ND<0.50        | ND<0.50              | ND<1.0               | --                  | ND<0.50             |                             |
| 3/10/2006             | 36.87                | 8.73                  | 0.00                 | 28.14                         | 2.36                       | --                | --                   | --             | --             | --                   | --                   | --                  | --                  | Sampled Q2 and Q4 only      |
| 6/20/2006             | 36.87                | 9.47                  | 0.00                 | 27.40                         | -0.74                      | --                | 360                  | ND<0.50        | ND<0.50        | ND<0.50              | ND<1.0               | --                  | ND<0.50             |                             |
| 9/25/2006             | 36.87                | 10.66                 | 0.00                 | 26.21                         | -1.19                      | --                | --                   | --             | --             | --                   | --                   | --                  | --                  | Sampled Q2 and Q4 only      |
| 12/18/2006            | 36.87                | 10.24                 | 0.00                 | 26.63                         | 0.42                       | --                | 200                  | ND<0.50        | ND<0.50        | ND<0.50              | ND<0.50              | --                  | ND<0.50             |                             |
| 3/29/2007             | 36.87                | 10.32                 | 0.00                 | 26.55                         | -0.08                      | --                | --                   | --             | --             | --                   | --                   | --                  | --                  | Sampled Q2 and Q4 only      |
| 6/26/2007             | 36.87                | 11.15                 | 0.00                 | 25.72                         | -0.83                      | --                | 200                  | ND<0.50        | ND<0.50        | ND<0.50              | ND<0.50              | --                  | ND<0.50             |                             |
| 9/26/2007             | 36.87                | 12.21                 | 0.00                 | 24.66                         | -1.06                      | --                | --                   | --             | --             | --                   | --                   | --                  | --                  | Sampled Q2 and Q4 only      |
| 12/18/2007            | 36.87                | 12.00                 | 0.00                 | 24.87                         | 0.21                       | --                | 190                  | ND<0.50        | ND<0.50        | ND<0.50              | ND<1.0               | --                  | ND<0.50             |                             |
| 3/25/2008             | 36.87                | 10.43                 | 0.00                 | 26.44                         | 1.57                       | --                | --                   | --             | --             | --                   | --                   | --                  | --                  | Sampled Q2 and Q4 only      |
| 6/18/2008             | 36.87                | 11.50                 | 0.00                 | 25.37                         | -1.07                      | --                | 240                  | ND<0.50        | ND<0.50        | ND<0.50              | ND<1.0               | --                  | ND<0.50             |                             |
| 9/15/2008             | 36.87                | 12.65                 | 0.00                 | 24.22                         | -1.15                      | --                | --                   | --             | --             | --                   | --                   | --                  | --                  | Sampled Q2 and Q4 only      |
| 12/17/2008            | 36.87                | 12.84                 | 0.00                 | 24.03                         | -0.19                      | --                | 230                  | ND<0.50        | ND<0.50        | ND<0.50              | ND<1.0               | --                  | ND<0.50             |                             |
| 3/26/2009             | 36.87                | 10.35                 | 0.00                 | 26.52                         | 2.49                       | --                | --                   | --             | --             | --                   | --                   | --                  | --                  | Sampled Q2 and Q4 only      |
| 6/22/2009             | 36.87                | 11.54                 | 0.00                 | 25.33                         | -1.19                      | --                | 170                  | ND<0.50        | ND<0.50        | ND<0.50              | ND<1.0               | --                  | ND<0.50             |                             |
| 12/15/2009            | 36.87                | 11.86                 | 0.00                 | 25.01                         | -0.32                      | --                | 230                  | ND<0.50        | ND<0.50        | ND<0.50              | ND<1.0               | --                  | ND<0.50             |                             |

**Table 2**  
**HISTORIC FLUID LEVELS AND SELECTED ANALYTICAL RESULTS**  
**May 1991 Through December 2010**  
**76 Station 3292**

| Date Sampled                                    | TOC Elevation (feet) | Depth to Water (feet) | LPH Thickness (feet) | Ground-water Elevation (feet) | Change in Elevation (feet) | TPH-G 8015 (µg/l) | TPH-G (GC/MS) (µg/l) | Benzene (µg/l) | Toluene (µg/l) | Ethyl-benzene (µg/l) | Total Xylenes (µg/l) | MTBE (8021B) (µg/l) | MTBE (8260B) (µg/l) | Comments |
|---|----------------------|-----------------------|----------------------|-------------------------------|----------------------------|-------------------|----------------------|----------------|----------------|----------------------|----------------------|---------------------|---------------------|----------|
| <b>MW-8 continued</b>                           |                      |                       |                      |                               |                            |                   |                      |                |                |                      |                      |                     |                     |          |
| 6/30/2010                                       | 36.87                | 10.62                 | 0.00                 | 26.25                         | 1.24                       | --                | 200                  | ND<0.50        | ND<0.50        | ND<0.50              | ND<1.0               | --                  | ND<0.50             |          |
| 12/21/2010                                      | 36.87                | 10.29                 | 0.00                 | 26.58                         | 0.33                       | --                | 160                  | ND<0.50        | ND<0.50        | ND<0.50              | ND<1.0               | --                  | ND<0.50             |          |
| <b>MW-9 (Screen Interval in feet: 8.0-19.0)</b> |                      |                       |                      |                               |                            |                   |                      |                |                |                      |                      |                     |                     |          |
| 5/19/1992                                       | --                   | --                    | --                   | --                            | --                         | 8100              | --                   | 11             | ND             | 25                   | 5.8                  | --                  | --                  |          |
| 8/20/1992                                       | --                   | --                    | --                   | --                            | --                         | 3800              | --                   | 37             | ND             | ND                   | ND                   | --                  | --                  |          |
| 9/16/1992                                       | 36.92                | 13.90                 | 0.00                 | 23.02                         | --                         | --                | --                   | --             | --             | --                   | --                   | --                  | --                  |          |
| 10/12/1992                                      | 36.92                | 14.28                 | 0.00                 | 22.64                         | -0.38                      | --                | --                   | --             | --             | --                   | --                   | --                  | --                  |          |
| 11/10/1992                                      | 36.92                | 14.22                 | 0.00                 | 22.70                         | 0.06                       | 4200              | --                   | ND             | ND             | 21                   | 23                   | --                  | --                  |          |
| 12/10/1992                                      | 36.92                | 13.40                 | 0.00                 | 23.52                         | 0.82                       | --                | --                   | --             | --             | --                   | --                   | --                  | --                  |          |
| 1/15/1993                                       | 36.92                | 10.24                 | 0.00                 | 26.68                         | 3.16                       | --                | --                   | --             | --             | --                   | --                   | --                  | --                  |          |
| 2/20/1993                                       | 36.92                | 9.22                  | 0.00                 | 27.70                         | 1.02                       | 2300              | --                   | 47             | ND             | 32                   | ND                   | --                  | --                  |          |
| 3/18/1993                                       | 36.92                | 9.55                  | 0.00                 | 27.37                         | -0.33                      | --                | --                   | --             | --             | --                   | --                   | --                  | --                  |          |
| 4/20/1993                                       | 36.92                | 9.62                  | 0.00                 | 27.30                         | -0.07                      | --                | --                   | --             | --             | --                   | --                   | --                  | --                  |          |
| 5/21/1993                                       | 36.92                | 10.16                 | 0.00                 | 26.76                         | -0.54                      | 3200              | --                   | 32             | ND             | 8.1                  | ND                   | --                  | --                  |          |
| 6/22/1993                                       | 36.92                | 10.62                 | 0.00                 | 26.30                         | -0.46                      | --                | --                   | --             | --             | --                   | --                   | --                  | --                  |          |
| 7/23/1993                                       | 36.92                | 11.07                 | 0.00                 | 25.85                         | -0.45                      | --                | --                   | --             | --             | --                   | --                   | --                  | --                  |          |
| 8/23/1993                                       | 36.92                | 11.54                 | 0.00                 | 25.38                         | -0.47                      | 3000              | --                   | 29             | ND             | ND                   | ND                   | --                  | --                  |          |
| 9/24/1993                                       | 36.29                | 11.18                 | 0.00                 | 25.11                         | -0.27                      | --                | --                   | --             | --             | --                   | --                   | --                  | --                  |          |
| 11/23/1993                                      | 36.29                | 11.80                 | 0.00                 | 24.49                         | -0.62                      | 2500              | --                   | 23             | 2.1            | ND                   | ND                   | --                  | --                  |          |
| 2/24/1994                                       | 36.29                | 9.74                  | 0.00                 | 26.55                         | 2.06                       | 2900              | --                   | 35             | ND             | ND                   | ND                   | --                  | --                  |          |
| 5/25/1994                                       | 36.29                | 10.48                 | 0.00                 | 25.81                         | -0.74                      | ND                | --                   | ND             | ND             | ND                   | ND                   | --                  | --                  |          |
| 8/23/1994                                       | 36.29                | 11.99                 | 0.00                 | 24.30                         | -1.51                      | 2800              | --                   | 28             | 32             | ND                   | ND                   | --                  | --                  |          |
| 11/23/1994                                      | 36.29                | 11.31                 | 0.00                 | 24.98                         | 0.68                       | 2000              | --                   | 24             | 2.2            | 2.2                  | 2.5                  | --                  | --                  |          |

**Table 2**  
**HISTORIC FLUID LEVELS AND SELECTED ANALYTICAL RESULTS**  
**May 1991 Through December 2010**  
**76 Station 3292**

| Date Sampled          | TOC Elevation (feet) | Depth to Water (feet) | LPH Thickness (feet) | Ground-water Elevation (feet) | Change in Elevation (feet) | TPH-G 8015 (µg/l) | TPH-G (GC/MS) (µg/l) | Benzene (µg/l) | Toluene (µg/l) | Ethyl-benzene (µg/l) | Total Xylenes (µg/l) | MTBE (8021B) (µg/l) | MTBE (8260B) (µg/l) | Comments |
|-----------------------|----------------------|-----------------------|----------------------|-------------------------------|----------------------------|-------------------|----------------------|----------------|----------------|----------------------|----------------------|---------------------|---------------------|----------|
| <b>MW-9 continued</b> |                      |                       |                      |                               |                            |                   |                      |                |                |                      |                      |                     |                     |          |
| 2/3/1995              | 36.29                | 8.45                  | 0.00                 | 27.84                         | 2.86                       | 2100              | --                   | 26             | 2.5            | ND                   | ND                   | --                  | --                  |          |
| 5/10/1995             | 36.29                | 8.70                  | 0.00                 | 27.59                         | -0.25                      | 1700              | --                   | 0.81           | 2.2            | 1                    | 1.4                  | --                  | --                  |          |
| 8/2/1995              | 36.29                | 9.75                  | 0.00                 | 26.54                         | -1.05                      | 1900              | --                   | 26             | 6.6            | ND                   | 3.9                  | --                  | --                  |          |
| 11/2/1995             | 36.29                | 11.16                 | 0.00                 | 25.13                         | -1.41                      | 1600              | --                   | ND             | 1.3            | ND                   | ND                   | 11                  | --                  |          |
| 2/8/1996              | 36.29                | 8.15                  | 0.00                 | 28.14                         | 3.01                       | 1900              | --                   | ND             | ND             | ND                   | ND                   | ND                  | --                  |          |
| 5/8/1996              | 36.29                | 8.75                  | 0.00                 | 27.54                         | -0.60                      | 1700              | --                   | 1.9            | 22             | 1.7                  | 2.7                  | ND                  | --                  |          |
| 8/9/1996              | 36.29                | 9.84                  | 0.00                 | 26.45                         | -1.09                      | 200               | --                   | ND             | 4.5            | ND                   | 0.58                 | ND                  | --                  |          |
| 11/7/1996             | 36.29                | 11.10                 | 0.00                 | 25.19                         | -1.26                      | 920               | --                   | 24             | ND             | ND                   | ND                   | ND                  | --                  |          |
| 2/10/1997             | 36.29                | 8.15                  | 0.00                 | 28.14                         | 2.95                       | 580               | --                   | 14             | 2.4            | ND                   | ND                   | 16                  | --                  |          |
| 5/7/1997              | 36.29                | 9.45                  | 0.00                 | 26.84                         | -1.30                      | 810               | --                   | 11             | 3.9            | 1.7                  | 9.9                  | 13                  | --                  |          |
| 8/5/1997              | 36.29                | 10.70                 | 0.00                 | 25.59                         | -1.25                      | 850               | --                   | 21             | ND             | ND                   | ND                   | 33                  | --                  |          |
| 11/4/1997             | 36.29                | 11.05                 | 0.00                 | 25.24                         | -0.35                      | 730               | --                   | 11             | ND             | 5.1                  | 11                   | ND                  | --                  |          |
| 2/12/1998             | 36.29                | 6.60                  | 0.00                 | 29.69                         | 4.45                       | 820               | --                   | 23             | 3.2            | ND                   | ND                   | 18                  | --                  |          |
| 5/15/1998             | 36.27                | 8.01                  | 0.00                 | 28.26                         | -1.43                      | 390               | --                   | 5.5            | 1.2            | ND                   | 13                   | 13                  | --                  |          |
| 8/12/1998             | 36.27                | 9.18                  | 0.00                 | 27.09                         | -1.17                      | 780               | --                   | 14             | ND             | 0.52                 | ND                   | 12                  | --                  |          |
| 11/12/1998            | 36.27                | 9.91                  | 0.00                 | 26.36                         | -0.73                      | 180               | --                   | 6.3            | ND             | ND                   | 0.62                 | 8.1                 | --                  |          |
| 3/1/1999              | 36.27                | 8.34                  | 0.00                 | 27.93                         | 1.57                       | 790               | --                   | 24             | ND             | ND                   | 1.7                  | 32                  | --                  |          |
| 5/12/1999             | 36.27                | 9.04                  | 0.00                 | 27.23                         | -0.70                      | 930               | --                   | 13             | 2.2            | 1.2                  | 1.5                  | 10                  | --                  |          |
| 8/11/1999             | 36.27                | 10.25                 | 0.00                 | 26.02                         | -1.21                      | 1120              | --                   | 19.7           | ND             | ND                   | ND                   | ND                  | --                  |          |
| 11/4/1999             | 36.27                | 11.10                 | 0.00                 | 25.17                         | -0.85                      | 756               | --                   | 14.2           | 1.94           | ND                   | ND                   | 22.8                | --                  |          |
| 2/29/2000             | 36.27                | 8.12                  | 0.00                 | 28.15                         | 2.98                       | 955               | --                   | 22.9           | ND             | ND                   | ND                   | ND                  | --                  |          |
| 5/8/2000              | 36.27                | 9.09                  | 0.00                 | 27.18                         | -0.97                      | 895               | --                   | ND             | ND             | ND                   | ND                   | ND                  | --                  |          |
| 8/8/2000              | 36.27                | 10.08                 | 0.00                 | 26.19                         | -0.99                      | 630               | --                   | 18.2           | ND             | ND                   | ND                   | ND                  | --                  |          |

**Table 2**  
**HISTORIC FLUID LEVELS AND SELECTED ANALYTICAL RESULTS**  
**May 1991 Through December 2010**  
**76 Station 3292**

| Date Sampled          | TOC Elevation (feet) | Depth to Water (feet) | LPH Thickness (feet) | Ground-water Elevation (feet) | Change in Elevation (feet) | TPH-G 8015 (µg/l) | TPH-G (GC/MS) (µg/l) | Benzene (µg/l) | Toluene (µg/l) | Ethyl-benzene (µg/l) | Total Xylenes (µg/l) | MTBE (8021B) (µg/l) | MTBE (8260B) (µg/l) | Comments |
|-----------------------|----------------------|-----------------------|----------------------|-------------------------------|----------------------------|-------------------|----------------------|----------------|----------------|----------------------|----------------------|---------------------|---------------------|----------|
| <b>MW-9 continued</b> |                      |                       |                      |                               |                            |                   |                      |                |                |                      |                      |                     |                     |          |
| 11/6/2000             | 36.27                | 10.52                 | 0.00                 | 25.75                         | -0.44                      | 712               | --                   | ND             | ND             | ND                   | ND                   | ND                  | --                  |          |
| 2/7/2001              | 36.27                | 9.78                  | 0.00                 | 26.49                         | 0.74                       | 750               | --                   | ND             | ND             | ND                   | ND                   | 66                  | --                  |          |
| 5/9/2001              | 36.27                | 9.98                  | 0.00                 | 26.29                         | -0.20                      | 704               | --                   | ND             | ND             | ND                   | ND                   | ND                  | --                  |          |
| 8/24/2001             | 36.27                | 11.34                 | 0.00                 | 24.93                         | -1.36                      | 770               | --                   | ND<1.2         | ND<1.2         | ND<1.2               | ND<1.2               | ND<12               | --                  |          |
| 11/16/2001            | 36.27                | 11.63                 | 0.00                 | 24.64                         | -0.29                      | 540               | --                   | ND<1.0         | ND<1.0         | ND<1.0               | ND<1.0               | ND<10               | --                  |          |
| 2/21/2002             | 36.27                | 9.35                  | 0.00                 | 26.92                         | 2.28                       | 380               | --                   | ND<0.50        | ND<0.50        | ND<0.50              | ND<0.50              | ND<5.0              | --                  |          |
| 5/10/2002             | 36.27                | 10.00                 | 0.00                 | 26.27                         | -0.65                      | 300               | --                   | ND<0.50        | 0.67           | ND<0.50              | ND<0.50              | ND<5.0              | --                  |          |
| 8/26/2002             | 36.27                | 11.17                 | 0.00                 | 25.10                         | -1.17                      | --                | 680                  | ND<0.50        | ND<0.50        | ND<0.50              | ND<1.0               | --                  | ND<2.0              |          |
| 11/7/2002             | 36.27                | 11.56                 | 0.00                 | 24.71                         | -0.39                      | --                | 250                  | ND<0.50        | ND<0.50        | ND<0.50              | ND<1.0               | --                  | ND<2.0              |          |
| 2/14/2003             | 36.27                | 9.41                  | 0.00                 | 26.86                         | 2.15                       | --                | 460                  | ND<0.50        | ND<0.50        | ND<0.50              | ND<1.0               | --                  | ND<2.0              |          |
| 5/12/2003             | 36.27                | 9.22                  | 0.00                 | 27.05                         | 0.19                       | --                | 720                  | ND<0.50        | ND<0.50        | ND<0.50              | ND<1.0               | --                  | ND<2.0              |          |
| 8/11/2003             | 36.27                | 11.18                 | 0.00                 | 25.09                         | -1.96                      | --                | 170                  | ND<0.50        | ND<0.50        | ND<0.50              | ND<1.0               | --                  | ND<2.0              |          |
| 11/13/2003            | 36.27                | 11.41                 | 0.00                 | 24.86                         | -0.23                      | --                | 400                  | ND<0.50        | ND<0.50        | ND<0.50              | ND<1.0               | --                  | ND<2.0              |          |
| 2/17/2004             | 36.27                | 9.89                  | 0.00                 | 26.38                         | 1.52                       | --                | 600                  | ND<0.50        | ND<0.50        | ND<0.50              | ND<1.0               | --                  | ND<2.0              |          |
| 5/20/2004             | 36.27                | 11.22                 | 0.00                 | 25.05                         | -1.33                      | --                | 590                  | ND<0.50        | ND<0.50        | ND<0.50              | ND<1.0               | --                  | ND<0.50             |          |
| 8/25/2004             | 36.27                | 11.49                 | 0.00                 | 24.78                         | -0.27                      | --                | 240                  | ND<0.50        | ND<0.50        | ND<0.50              | ND<1.0               | --                  | ND<0.50             |          |
| 11/2/2004             | 36.27                | 11.12                 | 0.00                 | 25.15                         | 0.37                       | --                | 300                  | ND<0.50        | ND<0.50        | ND<0.50              | ND<1.0               | --                  | ND<0.50             |          |
| 3/17/2005             | 36.27                | 8.87                  | 0.00                 | 27.40                         | 2.25                       | --                | 750                  | ND<0.50        | ND<0.50        | ND<0.50              | ND<1.0               | --                  | ND<0.50             |          |
| 6/13/2005             | 36.27                | 8.92                  | 0.00                 | 27.35                         | -0.05                      | --                | 560                  | ND<0.50        | ND<0.50        | ND<0.50              | ND<1.0               | --                  | ND<0.50             |          |
| 9/27/2005             | 36.27                | 10.31                 | 0.00                 | 25.96                         | -1.39                      | --                | 320                  | ND<0.50        | ND<0.50        | ND<0.50              | ND<1.0               | --                  | ND<0.50             |          |
| 12/20/2005            | 36.27                | 10.41                 | 0.00                 | 25.86                         | -0.10                      | --                | 320                  | ND<0.50        | ND<0.50        | ND<0.50              | ND<1.0               | --                  | ND<0.50             |          |
| 3/10/2006             | 36.27                | 8.22                  | 0.00                 | 28.05                         | 2.19                       | --                | 470                  | ND<0.50        | ND<0.50        | ND<0.50              | ND<1.0               | --                  | ND<0.50             |          |
| 6/20/2006             | 36.27                | 8.89                  | 0.00                 | 27.38                         | -0.67                      | --                | 360                  | ND<0.50        | ND<0.50        | ND<0.50              | ND<1.0               | --                  | ND<0.50             |          |

**Table 2**  
**HISTORIC FLUID LEVELS AND SELECTED ANALYTICAL RESULTS**  
**May 1991 Through December 2010**  
**76 Station 3292**

| Date Sampled                                     | TOC Elevation (feet) | Depth to Water (feet) | LPH Thickness (feet) | Ground-water Elevation (feet) | Change in Elevation (feet) | TPH-G 8015 (µg/l) | TPH-G (GC/MS) (µg/l) | Benzene (µg/l) | Toluene (µg/l) | Ethyl-benzene (µg/l) | Total Xylenes (µg/l) | MTBE (8021B) (µg/l) | MTBE (8260B) (µg/l) | Comments |
|--|----------------------|-----------------------|----------------------|-------------------------------|----------------------------|-------------------|----------------------|----------------|----------------|----------------------|----------------------|---------------------|---------------------|----------|
| <b>MW-9 continued</b>                            |                      |                       |                      |                               |                            |                   |                      |                |                |                      |                      |                     |                     |          |
| 9/25/2006  | 36.27                | 9.95                  | 0.00                 | 26.32                         | -1.06                      | --                | 270                  | ND<0.50        | ND<0.50        | ND<0.50              | ND<0.50              | --                  | ND<0.50             |          |
| 12/18/2006                                       | 36.27                | 9.63                  | 0.00                 | 26.64                         | 0.32                       | --                | 200                  | ND<0.50        | ND<0.50        | ND<0.50              | ND<0.50              | --                  | ND<0.50             |          |
| 3/29/2007  | 36.27                | 9.71                  | 0.00                 | 26.56                         | -0.08                      | --                | 190                  | ND<0.50        | ND<0.50        | ND<0.50              | ND<0.50              | --                  | ND<0.50             |          |
| 6/26/2007  | 36.27                | 10.56                 | 0.00                 | 25.71                         | -0.85                      | --                | 200                  | ND<0.50        | ND<0.50        | ND<0.50              | ND<0.50              | --                  | ND<0.50             |          |
| 9/26/2007  | 36.27                | 11.65                 | 0.00                 | 24.62                         | -1.09                      | --                | 140                  | ND<0.50        | ND<0.50        | ND<0.50              | ND<0.50              | --                  | ND<0.50             |          |
| 12/18/2007                                       | 36.27                | 11.40                 | 0.00                 | 24.87                         | 0.25                       | --                | 70                   | ND<0.50        | 1.1            | ND<0.50              | ND<1.0               | --                  | ND<0.50             |          |
| 3/25/2008  | 36.27                | 9.73                  | 0.00                 | 26.54                         | 1.67                       | --                | 130                  | ND<0.50        | ND<0.50        | ND<0.50              | ND<1.0               | --                  | ND<0.50             |          |
| 6/18/2008  | 36.27                | 10.90                 | 0.00                 | 25.37                         | -1.17                      | --                | 220                  | ND<0.50        | ND<0.50        | ND<0.50              | ND<1.0               | --                  | ND<0.50             |          |
| 9/15/2008  | 36.27                | 12.02                 | 0.00                 | 24.25                         | -1.12                      | --                | 120                  | ND<0.50        | ND<0.50        | ND<0.50              | ND<1.0               | --                  | ND<0.50             |          |
| 12/17/2008                                       | 36.27                | 12.22                 | 0.00                 | 24.05                         | -0.20                      | --                | 140                  | ND<0.50        | ND<0.50        | ND<0.50              | ND<1.0               | --                  | ND<0.50             |          |
| 3/26/2009  | 36.27                | 9.83                  | 0.00                 | 26.44                         | 2.39                       | --                | 250                  | ND<0.50        | ND<0.50        | ND<0.50              | ND<1.0               | --                  | ND<0.50             |          |
| 6/22/2009  | 36.27                | 10.92                 | 0.00                 | 25.35                         | -1.09                      | --                | 82                   | ND<0.50        | ND<0.50        | ND<0.50              | ND<1.0               | --                  | ND<0.50             |          |
| 12/15/2009                                       | 36.27                | 11.20                 | 0.00                 | 25.07                         | -0.28                      | --                | 150                  | ND<0.50        | ND<0.50        | ND<0.50              | ND<1.0               | --                  | ND<0.50             |          |
| 6/30/2010  | 36.27                | 9.97                  | 0.00                 | 26.30                         | 1.23                       | --                | 140                  | ND<0.50        | ND<0.50        | ND<0.50              | ND<1.0               | --                  | ND<0.50             |          |
| 12/21/2010                                       | 36.27                | 9.58                  | 0.00                 | 26.69                         | 0.39                       | --                | 120                  | ND<0.50        | ND<0.50        | ND<0.50              | ND<1.0               | --                  | ND<0.50             |          |
| <b>MW-10 (Screen Interval in feet: 8.0-20.0)</b> |                      |                       |                      |                               |                            |                   |                      |                |                |                      |                      |                     |                     |          |
| 8/20/1992  | --                   | --                    | --                   | --                            | --                         | 15000             | --                   | 230            | ND             | 1000                 | 350                  | --                  | --                  |          |
| 9/16/1992  | 36.26                | 13.28                 | 0.00                 | 22.98                         | --                         | --                | --                   | --             | --             | --                   | --                   | --                  | --                  |          |
| 10/12/1992                                       | 36.26                | 13.67                 | 0.00                 | 22.59                         | -0.39                      | --                | --                   | --             | --             | --                   | --                   | --                  | --                  |          |
| 11/10/1992                                       | 36.26                | 13.59                 | 0.00                 | 22.67                         | 0.08                       | 15000             | --                   | 300            | 42             | 3500                 | 330                  | --                  | --                  |          |
| 12/10/1992                                       | 36.26                | 12.53                 | 0.00                 | 23.73                         | 1.06                       | --                | --                   | --             | --             | --                   | --                   | --                  | --                  |          |
| 1/15/1993  | 36.26                | 9.60                  | 0.00                 | 26.66                         | 2.93                       | --                | --                   | --             | --             | --                   | --                   | --                  | --                  |          |
| 2/20/1993  | 36.26                | 8.57                  | 0.00                 | 27.69                         | 1.03                       | 17000             | --                   | 74             | ND             | 1000                 | 620                  | --                  | --                  |          |

**Table 2**  
**HISTORIC FLUID LEVELS AND SELECTED ANALYTICAL RESULTS**  
**May 1991 Through December 2010**  
**76 Station 3292**

| Date Sampled           | TOC Elevation (feet) | Depth to Water (feet) | LPH Thickness (feet) | Ground-water Elevation (feet) | Change in Elevation (feet) | TPH-G 8015 (µg/l) | TPH-G (GC/MS) (µg/l) | Benzene (µg/l) | Toluene (µg/l) | Ethyl-benzene (µg/l) | Total Xylenes (µg/l) | MTBE (8021B) (µg/l) | MTBE (8260B) (µg/l) | Comments |
|------------------------|----------------------|-----------------------|----------------------|-------------------------------|----------------------------|-------------------|----------------------|----------------|----------------|----------------------|----------------------|---------------------|---------------------|----------|
| <b>MW-10 continued</b> |                      |                       |                      |                               |                            |                   |                      |                |                |                      |                      |                     |                     |          |
| 3/18/1993              | 36.26                | 9.03                  | 0.00                 | 27.23                         | -0.46                      | --                | --                   | --             | --             | --                   | --                   | --                  | --                  |          |
| 4/20/1993              | 36.26                | 9.09                  | 0.00                 | 27.17                         | -0.06                      | --                | --                   | --             | --             | --                   | --                   | --                  | --                  |          |
| 5/21/1993              | 36.26                | 9.63                  | 0.00                 | 26.63                         | -0.54                      | 23000             | --                   | 250            | ND             | 3000                 | 240                  | --                  | --                  |          |
| 6/22/1993              | 36.26                | 10.12                 | 0.00                 | 26.14                         | -0.49                      | --                | --                   | --             | --             | --                   | --                   | --                  | --                  |          |
| 7/23/1993              | 36.26                | 10.54                 | 0.00                 | 25.72                         | -0.42                      | --                | --                   | --             | --             | --                   | --                   | --                  | --                  |          |
| 8/23/1993              | 36.26                | 10.99                 | 0.00                 | 25.27                         | -0.45                      | 20000             | --                   | 230            | 13             | 3200                 | 140                  | --                  | --                  |          |
| 9/24/1993              | 36.04                | 11.17                 | 0.00                 | 24.87                         | -0.40                      | --                | --                   | --             | --             | --                   | --                   | --                  | --                  |          |
| 11/23/1993             | 36.04                | 11.67                 | 0.00                 | 24.37                         | -0.50                      | 18000             | --                   | 300            | 10             | 2800                 | 110                  | --                  | --                  |          |
| 2/24/1994              | 36.04                | 9.57                  | 0.00                 | 26.47                         | 2.10                       | 15000             | --                   | 330            | 19             | 2000                 | 83                   | --                  | --                  |          |
| 5/25/1994              | 36.04                | 10.32                 | 0.00                 | 25.72                         | -0.75                      | 14000             | --                   | 240            | ND             | 230                  | 62                   | --                  | --                  |          |
| 8/23/1994              | 36.04                | 11.81                 | 0.00                 | 24.23                         | -1.49                      | 16000             | --                   | 250            | 41             | 1800                 | 74                   | --                  | --                  |          |
| 11/23/1994             | 36.04                | 11.10                 | 0.00                 | 24.94                         | 0.71                       | 16000             | --                   | 260            | ND             | 1600                 | 49                   | --                  | --                  |          |
| 2/3/1995               | 36.04                | 8.32                  | 0.00                 | 27.72                         | 2.78                       | 17000             | --                   | 310            | ND             | 1500                 | 93                   | --                  | --                  |          |
| 5/10/1995              | 36.04                | 8.70                  | 0.00                 | 27.34                         | -0.38                      | 12000             | --                   | 260            | 16             | 1200                 | 54                   | --                  | --                  |          |
| 8/2/1995               | 36.04                | 9.55                  | 0.00                 | 26.49                         | -0.85                      | 8900              | --                   | 240            | ND             | 780                  | 40                   | --                  | --                  |          |
| 11/2/1995              | 36.04                | 11.03                 | 0.00                 | 25.01                         | -1.48                      | 9300              | --                   | 190            | ND             | 470                  | 1.7                  | 110                 | --                  |          |
| 2/8/1996               | 36.04                | 8.05                  | 0.00                 | 27.99                         | 2.98                       | 9700              | --                   | 170            | ND             | 440                  | ND                   | ND                  | --                  |          |
| 5/8/1996               | 36.04                | 8.70                  | 0.00                 | 27.34                         | -0.65                      | 7100              | --                   | 100            | ND             | 240                  | ND                   | 43                  | --                  |          |
| 8/9/1996               | 36.04                | 9.76                  | 0.00                 | 26.28                         | -1.06                      | 4400              | --                   | 59             | 7.5            | 110                  | 6.5                  | 73                  | --                  |          |
| 11/7/1996              | 36.04                | 10.92                 | 0.00                 | 25.12                         | -1.16                      | 6300              | --                   | 65             | ND             | 110                  | ND                   | 130                 | --                  |          |
| 2/10/1997              | 36.04                | 8.10                  | 0.00                 | 27.94                         | 2.82                       | 6800              | --                   | 91             | ND             | 100                  | ND                   | 210                 | --                  |          |
| 5/7/1997               | 36.04                | 9.28                  | 0.00                 | 26.76                         | -1.18                      | 4800              | --                   | 76             | ND             | 50                   | ND                   | 160                 | --                  |          |
| 8/5/1997               | 36.04                | 10.51                 | 0.00                 | 25.53                         | -1.23                      | 4200              | --                   | 52             | ND             | 40                   | ND                   | 81                  | --                  |          |



**Table 2**  
**HISTORIC FLUID LEVELS AND SELECTED ANALYTICAL RESULTS**  
**May 1991 Through December 2010**  
**76 Station 3292**

| Date Sampled           | TOC Elevation (feet) | Depth to Water (feet) | LPH Thickness (feet) | Ground-water Elevation (feet) | Change in Elevation (feet) | TPH-G 8015 (µg/l) | TPH-G (GC/MS) (µg/l) | Benzene (µg/l) | Toluene (µg/l) | Ethyl-benzene (µg/l) | Total Xylenes (µg/l) | MTBE (8021B) (µg/l) | MTBE (8260B) (µg/l) | Comments |
|------------------------|----------------------|-----------------------|----------------------|-------------------------------|----------------------------|-------------------|----------------------|----------------|----------------|----------------------|----------------------|---------------------|---------------------|----------|
| <b>MW-10 continued</b> |                      |                       |                      |                               |                            |                   |                      |                |                |                      |                      |                     |                     |          |
| 11/4/1997              | 36.04                | 11.02                 | 0.00                 | 25.02                         | -0.51                      | 4500              | --                   | 49             | ND             | 63                   | ND                   | 84                  | --                  |          |
| 2/12/1998              | 36.04                | 6.85                  | 0.00                 | 29.19                         | 4.17                       | 6200              | --                   | 98             | ND             | 91                   | ND                   | 420                 | --                  |          |
| 5/15/1998              | 36.02                | 8.05                  | 0.00                 | 27.97                         | -1.22                      | 7200              | --                   | 84             | ND             | 84                   | ND                   | 260                 | --                  |          |
| 8/12/1998              | 36.02                | 9.27                  | 0.00                 | 26.75                         | -1.22                      | 7500              | --                   | 6.9            | 11             | 47                   | ND                   | 130                 | --                  |          |
| 11/12/1998             | 36.02                | 10.03                 | 0.00                 | 25.99                         | -0.76                      | 4200              | --                   | 23             | ND             | 24                   | ND                   | 130                 | --                  |          |
| 3/1/1999               | 36.02                | 8.56                  | 0.00                 | 27.46                         | 1.47                       | 5900              | --                   | 37             | ND             | 50                   | 26                   | 300                 | --                  |          |
| 5/12/1999              | 36.02                | 8.92                  | 0.00                 | 27.10                         | -0.36                      | 7400              | --                   | 37             | ND             | 32                   | ND                   | 170                 | --                  |          |
| 8/11/1999              | 36.02                | 10.10                 | 0.00                 | 25.92                         | -1.18                      | 5060              | --                   | 38.1           | ND             | 12.9                 | ND                   | 75.5                | --                  |          |
| 11/4/1999              | 36.02                | 11.03                 | 0.00                 | 24.99                         | -0.93                      | 6190              | --                   | 76.7           | 8.01           | 13.4                 | ND                   | 234                 | --                  |          |
| 2/29/2000              | 36.02                | 9.67                  | 0.00                 | 26.35                         | 1.36                       | 7120              | --                   | 27.8           | ND             | 24.7                 | ND                   | 208                 | --                  |          |
| 5/8/2000               | 36.02                | 10.54                 | 0.00                 | 25.48                         | -0.87                      | 5830              | --                   | 51.7           | 10.6           | 24.7                 | 24.8                 | 142                 | --                  |          |
| 8/8/2000               | 36.02                | 10.92                 | 0.00                 | 25.10                         | -0.38                      | 5010              | --                   | 50.6           | ND             | 13.9                 | ND                   | 113                 | --                  |          |
| 11/6/2000              | 36.02                | 11.34                 | 0.00                 | 24.68                         | -0.42                      | 6260              | --                   | 47.9           | ND             | 12.5                 | ND                   | 118                 | --                  |          |
| 2/7/2001               | 36.02                | 10.75                 | 0.00                 | 25.27                         | 0.59                       | 4800              | --                   | 56             | 10             | ND                   | ND                   | 780                 | --                  |          |
| 5/9/2001               | 36.02                | 9.84                  | 0.00                 | 26.18                         | 0.91                       | 6810              | --                   | 52.4           | ND             | ND                   | ND                   | 161                 | --                  |          |
| 8/24/2001              | 36.02                | 11.16                 | 0.00                 | 24.86                         | -1.32                      | 5600              | --                   | 56             | ND<10          | ND<10                | ND<10                | ND<100              | --                  |          |
| 11/16/2001             | 36.02                | 11.38                 | 0.00                 | 24.64                         | -0.22                      | 5600              | --                   | 49             | ND<10          | ND<10                | ND<10                | 190                 | --                  |          |
| 2/21/2002              | 36.02                | 9.20                  | 0.00                 | 26.82                         | 2.18                       | 5000              | --                   | 38             | ND<5.0         | 8.5                  | ND<5.0               | 140                 | --                  |          |
| 5/10/2002              | 36.02                | 9.87                  | 0.00                 | 26.15                         | -0.67                      | 5300              | --                   | 57             | 6.3            | 8.2                  | ND<5.0               | ND<50               | --                  |          |
| 8/26/2002              | 36.02                | 11.02                 | 0.00                 | 25.00                         | -1.15                      | --                | 7000                 | ND<5.0         | ND<5.0         | 5.4                  | ND<10                | --                  | ND<20               |          |
| 11/7/2002              | 36.02                | 11.32                 | 0.00                 | 24.70                         | -0.30                      | --                | 3500                 | ND<2.5         | ND<2.5         | ND<2.5               | ND<5.0               | --                  | ND<10               |          |
| 2/14/2003              | 36.02                | 9.36                  | 0.00                 | 26.66                         | 1.96                       | --                | 5200                 | ND<5.0         | ND<5.0         | ND<5.0               | ND<10                | --                  | ND<20               |          |
| 5/12/2003              | 36.02                | 9.12                  | 0.00                 | 26.90                         | 0.24                       | --                | 4300                 | 2.6            | 0.56           | 2.9                  | ND<1.0               | --                  | 4.8                 |          |

**Table 2**  
**HISTORIC FLUID LEVELS AND SELECTED ANALYTICAL RESULTS**  
**May 1991 Through December 2010**  
**76 Station 3292**

| Date Sampled           | TOC Elevation (feet) | Depth to Water (feet) | LPH Thickness (feet) | Ground-water Elevation (feet) | Change in Elevation (feet) | TPH-G 8015 (µg/l) | TPH-G (GC/MS) (µg/l) | Benzene (µg/l) | Toluene (µg/l) | Ethyl-benzene (µg/l) | Total Xylenes (µg/l) | MTBE (8021B) (µg/l) | MTBE (8260B) (µg/l) | Comments |
|------------------------|----------------------|-----------------------|----------------------|-------------------------------|----------------------------|-------------------|----------------------|----------------|----------------|----------------------|----------------------|---------------------|---------------------|----------|
| <b>MW-10 continued</b> |                      |                       |                      |                               |                            |                   |                      |                |                |                      |                      |                     |                     |          |
| 8/11/2003              | 36.02                | 11.25                 | 0.00                 | 24.77                         | -2.13                      | --                | 3100                 | 1.9            | ND<0.50        | 1.0                  | 1.0                  | --                  | 4.0                 |          |
| 11/13/2003             | 36.02                | 11.20                 | 0.00                 | 24.82                         | 0.05                       | --                | 7300                 | ND<25          | ND<25          | ND<25                | ND<50                | --                  | ND<100              |          |
| 2/17/2004              | 36.02                | 10.95                 | 0.00                 | 25.07                         | 0.25                       | --                | 7100                 | 4.1            | ND<2.5         | 3.8                  | ND<5.0               | --                  | ND<10               |          |
| 5/20/2004              | 36.02                | 10.00                 | 0.00                 | 26.02                         | 0.95                       | --                | 7300                 | 3.0            | ND<2.5         | 2.8                  | ND<5.0               | --                  | ND<2.5              |          |
| 8/25/2004              | 36.02                | 11.24                 | 0.00                 | 24.78                         | -1.24                      | --                | 6900                 | 2.7            | ND<2.5         | ND<2.5               | ND<5.0               | --                  | ND<2.5              |          |
| 11/2/2004              | 36.02                | 10.95                 | 0.00                 | 25.07                         | 0.29                       | --                | 6100                 | ND<2.5         | ND<2.5         | ND<2.5               | ND<5.0               | --                  | ND<2.5              |          |
| 3/17/2005              | 36.02                | 8.75                  | 0.00                 | 27.27                         | 2.20                       | --                | 6700                 | 2.4            | ND<0.50        | 1.0                  | ND<1.0               | --                  | 3.4                 |          |
| 6/13/2005              | 36.02                | 8.71                  | 0.00                 | 27.31                         | 0.04                       | --                | 7500                 | 2.8            | ND<2.5         | ND<2.5               | ND<5.0               | --                  | ND<2.5              |          |
| 9/27/2005              | 36.02                | 10.08                 | 0.00                 | 25.94                         | -1.37                      | --                | 4300                 | ND<5.0         | ND<5.0         | ND<5.0               | ND<10                | --                  | ND<5.0              |          |
| 12/20/2005             | 36.02                | 10.12                 | 0.00                 | 25.90                         | -0.04                      | --                | 3700                 | 1.4            | ND<0.50        | ND<0.50              | ND<1.0               | --                  | ND<0.50             |          |
| 3/10/2006              | 36.02                | 7.91                  | 0.00                 | 28.11                         | 2.21                       | --                | 4100                 | 3.7            | ND<0.50        | ND<0.50              | ND<1.0               | --                  | ND<0.50             |          |
| 6/20/2006              | 36.02                | 8.81                  | 0.00                 | 27.21                         | -0.90                      | --                | 4100                 | ND<2.5         | ND<2.5         | ND<2.5               | ND<5.0               | --                  | ND<2.5              |          |
| 9/25/2006              | 36.02                | 9.94                  | 0.00                 | 26.08                         | -1.13                      | --                | 2800                 | ND<1.0         | ND<1.0         | ND<1.0               | ND<1.0               | --                  | ND<1.0              |          |
| 12/18/2006             | 36.02                | 9.42                  | 0.00                 | 26.60                         | 0.52                       | --                | 4000                 | 1.4            | ND<0.50        | ND<0.50              | ND<0.50              | --                  | ND<0.50             |          |
| 3/29/2007              | 36.02                | 9.47                  | 0.00                 | 26.55                         | -0.05                      | --                | 4300                 | 1.2            | ND<0.50        | ND<0.50              | ND<0.50              | --                  | ND<0.50             |          |
| 6/26/2007              | 36.02                | 10.25                 | 0.00                 | 25.77                         | -0.78                      | --                | 4600                 | 0.94           | ND<0.50        | ND<0.50              | ND<0.50              | --                  | ND<0.50             |          |
| 9/26/2007              | 36.02                | 11.43                 | 0.00                 | 24.59                         | -1.18                      | --                | 3100                 | 1.1            | ND<1.0         | ND<1.0               | ND<1.0               | --                  | ND<1.0              |          |
| 12/18/2007             | 36.02                | 11.20                 | 0.00                 | 24.82                         | 0.23                       | --                | 2500                 | 1.0            | 1.1            | ND<0.50              | 1.3                  | --                  | ND<0.50             |          |
| 3/25/2008              | 36.02                | 9.25                  | 0.00                 | 26.77                         | 1.95                       | --                | 3100                 | ND<2.5         | ND<2.5         | ND<2.5               | ND<5.0               | --                  | ND<2.5              |          |
| 6/18/2008              | 36.02                | 10.77                 | 0.00                 | 25.25                         | -1.52                      | --                | 3700                 | ND<1.0         | ND<1.0         | ND<1.0               | ND<2.0               | --                  | ND<1.0              |          |
| 9/15/2008              | 36.02                | 11.84                 | 0.00                 | 24.18                         | -1.07                      | --                | 2100                 | 0.67           | ND<0.50        | ND<0.50              | ND<1.0               | --                  | ND<0.50             |          |
| 12/17/2008             | 36.02                | 12.00                 | 0.00                 | 24.02                         | -0.16                      | --                | 3900                 | ND<5.0         | ND<5.0         | ND<5.0               | ND<10                | --                  | ND<5.0              |          |
| 3/26/2009              | 36.02                | 9.72                  | 0.00                 | 26.30                         | 2.28                       | --                | 2800                 | ND<1.0         | ND<1.0         | ND<1.0               | ND<2.0               | --                  | ND<1.0              |          |

**Table 2**  
**HISTORIC FLUID LEVELS AND SELECTED ANALYTICAL RESULTS**  
**May 1991 Through December 2010**  
**76 Station 3292**

| Date Sampled                                     | TOC Elevation (feet) | Depth to Water (feet) | LPH Thickness (feet) | Ground-water Elevation (feet) | Change in Elevation (feet) | TPH-G 8015 (µg/l) | TPH-G (GC/MS) (µg/l) | Benzene (µg/l) | Toluene (µg/l) | Ethyl-benzene (µg/l) | Total Xylenes (µg/l) | MTBE (8021B) (µg/l) | MTBE (8260B) (µg/l) | Comments                               |
|--|----------------------|-----------------------|----------------------|-------------------------------|----------------------------|-------------------|----------------------|----------------|----------------|----------------------|----------------------|---------------------|---------------------|--|
| <b>MW-10 continued</b>                           |                      |                       |                      |                               |                            |                   |                      |                |                |                      |                      |                     |                     |  |
| 6/22/2009  | 36.02                | 10.75                 | 0.00                 | 25.27                         | -1.03                      | --                | 2100                 | ND<1.0         | ND<1.0         | ND<1.0               | ND<2.0               | --                  | ND<1.0              |  |
| 12/15/2009                                       | 36.02                | 10.95                 | 0.00                 | 25.07                         | -0.20                      | --                | 4300                 | 0.86           | ND<0.50        | ND<0.50              | ND<1.0               | --                  | ND<0.50             |  |
| 6/30/2010  | --                   | 9.59                  | 0.00                 | --                            | --                         | --                | 1800                 | ND<0.50        | ND<0.50        | ND<0.50              | ND<1.0               | --                  | ND<0.50             | Casing elevation modified on 1/15/2010 |
| 12/21/2010                                       | --                   | 9.20                  | 0.00                 | --                            | --                         | --                | 1600                 | ND<1.0         | ND<1.0         | ND<1.0               | ND<2.0               | --                  | ND<1.0              |  |
| <b>MW-11 (Screen Interval in feet: 7.0-19.0)</b> |                      |                       |                      |                               |                            |                   |                      |                |                |                      |                      |                     |                     |  |
| 8/20/1992  | --                   | --                    | --                   | --                            | --                         | 4600              | --                   | 62             | ND             | ND                   | 54                   | --                  | --                  |  |
| 9/16/1992  | 35.83                | 12.93                 | 0.00                 | 22.90                         | --                         | --                | --                   | --             | --             | --                   | --                   | --                  | --                  |  |
| 10/12/1992                                       | 35.83                | 13.30                 | 0.00                 | 22.53                         | -0.37                      | --                | --                   | --             | --             | --                   | --                   | --                  | --                  |  |
| 11/10/1992                                       | 35.83                | 13.20                 | 0.00                 | 22.63                         | 0.10                       | 5800              | --                   | 130            | ND             | 260                  | 42                   | --                  | --                  |  |
| 12/10/1992                                       | 35.83                | 12.24                 | 0.00                 | 23.59                         | 0.96                       | --                | --                   | --             | --             | --                   | --                   | --                  | --                  |  |
| 1/15/1993  | 35.83                | 9.23                  | 0.00                 | 26.60                         | 3.01                       | --                | --                   | --             | --             | --                   | --                   | --                  | --                  |  |
| 2/20/1993  | 35.83                | 8.20                  | 0.00                 | 27.63                         | 1.03                       | 18000             | --                   | 76             | ND             | 1000                 | 630                  | --                  | --                  |  |
| 3/18/1993  | 35.83                | 8.77                  | 0.00                 | 27.06                         | -0.57                      | --                | --                   | --             | --             | --                   | --                   | --                  | --                  |  |
| 4/20/1993  | 35.83                | 8.86                  | 0.00                 | 26.97                         | -0.09                      | --                | --                   | --             | --             | --                   | --                   | --                  | --                  |  |
| 5/21/1993  | 35.83                | 9.40                  | 0.00                 | 26.43                         | -0.54                      | 7100              | --                   | 64             | ND             | 340                  | 120                  | --                  | --                  |  |
| 6/22/1993  | 35.83                | 9.87                  | 0.00                 | 25.96                         | -0.47                      | --                | --                   | --             | --             | --                   | --                   | --                  | --                  |  |
| 7/23/1993  | 35.83                | 10.29                 | 0.00                 | 25.54                         | -0.42                      | --                | --                   | --             | --             | --                   | --                   | --                  | --                  |  |
| 8/23/1993  | 35.83                | 10.73                 | 0.00                 | 25.10                         | -0.44                      | 5400              | --                   | 68             | ND             | 230                  | 43                   | --                  | --                  |  |
| 9/24/1993  | 35.50                | 10.83                 | 0.00                 | 24.67                         | -0.43                      | --                | --                   | --             | --             | --                   | --                   | --                  | --                  |  |
| 11/23/1993                                       | 35.50                | 11.28                 | 0.00                 | 24.22                         | -0.45                      | 3400              | --                   | 105            | ND             | 120                  | 43                   | --                  | --                  |  |
| 2/24/1994  | 35.50                | 9.20                  | 0.00                 | 26.30                         | 2.08                       | 4600              | --                   | 170            | ND             | 140                  | 36                   | --                  | --                  |  |
| 5/25/1994  | 35.50                | 9.94                  | 0.00                 | 25.56                         | -0.74                      | 1400              | --                   | 49             | ND             | 26                   | ND                   | --                  | --                  |  |

**Table 2**  
**HISTORIC FLUID LEVELS AND SELECTED ANALYTICAL RESULTS**  
**May 1991 Through December 2010**  
**76 Station 3292**

| Date Sampled           | TOC Elevation (feet) | Depth to Water (feet) | LPH Thickness (feet) | Ground-water Elevation (feet) | Change in Elevation (feet) | TPH-G 8015 (µg/l) | TPH-G (GC/MS) (µg/l) | Benzene (µg/l) | Toluene (µg/l) | Ethyl-benzene (µg/l) | Total Xylenes (µg/l) | MTBE (8021B) (µg/l) | MTBE (8260B) (µg/l) | Comments |
|------------------------|----------------------|-----------------------|----------------------|-------------------------------|----------------------------|-------------------|----------------------|----------------|----------------|----------------------|----------------------|---------------------|---------------------|----------|
| <b>MW-11 continued</b> |                      |                       |                      |                               |                            |                   |                      |                |                |                      |                      |                     |                     |          |
| 8/23/1994              | 35.50                | 11.39                 | 0.00                 | 24.11                         | -1.45                      | 7300              | --                   | 250            | 13             | 150                  | 42                   | --                  | --                  |          |
| 11/23/1994             | 35.50                | 10.67                 | 0.00                 | 24.83                         | 0.72                       | 5800              | --                   | 250            | 10             | 120                  | 22                   | --                  | --                  |          |
| 2/3/1995               | 35.50                | 8.02                  | 0.00                 | 27.48                         | 2.65                       | 4400              | --                   | 110            | ND             | 150                  | 37                   | --                  | --                  |          |
| 5/10/1995              | 35.50                | 8.36                  | 0.00                 | 27.14                         | -0.34                      | 4200              | --                   | 120            | ND             | 170                  | 38                   | --                  | --                  |          |
| 8/2/1995               | 35.50                | 9.31                  | 0.00                 | 26.19                         | -0.95                      | 4200              | --                   | 110            | ND             | 110                  | 22                   | --                  | --                  |          |
| 11/2/1995              | 35.50                | 10.85                 | 0.00                 | 24.65                         | -1.54                      | 6100              | --                   | 150            | ND             | 78                   | 6.8                  | 6200                | --                  |          |
| 2/8/1996               | 35.50                | 7.76                  | 0.00                 | 27.74                         | 3.09                       | --                | --                   | --             | --             | --                   | --                   | --                  | --                  |          |
| 2/14/1996              | 35.50                | 8.18                  | 0.00                 | 27.32                         | -0.42                      | 3100              | --                   | 60             | ND             | 98                   | ND                   | 4000                | --                  |          |
| 5/8/1996               | 35.50                | 8.50                  | 0.00                 | 27.00                         | -0.32                      | 3500              | --                   | 120            | ND             | 160                  | ND                   | 6400                | --                  |          |
| 8/9/1996               | 35.50                | 9.46                  | 0.00                 | 26.04                         | -0.96                      | 1100              | --                   | 42             | ND             | 15                   | ND                   | 4300                | --                  |          |
| 11/7/1996              | 35.50                | 10.58                 | 0.00                 | 24.92                         | -1.12                      | 2900              | --                   | 57             | ND             | 13                   | ND                   | 3400                | --                  |          |
| 2/10/1997              | 35.50                | 7.88                  | 0.00                 | 27.62                         | 2.70                       | 600               | --                   | 9.5            | ND             | ND                   | ND                   | 3100                | --                  |          |
| 5/7/1997               | 35.50                | 9.07                  | 0.00                 | 26.43                         | -1.19                      | 1900              | --                   | 45             | ND             | 31                   | ND                   | 2400                | --                  |          |
| 8/5/1997               | 35.50                | 10.23                 | 0.00                 | 25.27                         | -1.16                      | 2100              | --                   | 35             | ND             | 24                   | ND                   | 1800                | --                  |          |
| 11/4/1997              | 35.50                | 10.51                 | 0.00                 | 24.99                         | -0.28                      | 98                | --                   | 1.6            | ND             | ND                   | ND                   | ND                  | --                  |          |
| 2/12/1998              | 35.50                | 6.59                  | 0.00                 | 28.91                         | 3.92                       | 670               | --                   | 12             | ND             | ND                   | ND                   | 1400                | --                  |          |
| 5/15/1998              | 35.50                | 7.73                  | 0.00                 | 27.77                         | -1.14                      | 1200              | --                   | 7.9            | ND             | 30                   | ND                   | 1600                | --                  |          |
| 8/12/1998              | 35.50                | 8.85                  | 0.00                 | 26.65                         | -1.12                      | 1600              | --                   | ND             | ND             | ND                   | ND                   | 2000                | --                  |          |
| 11/12/1998             | 35.50                | 9.52                  | 0.00                 | 25.98                         | -0.67                      | 1700              | --                   | 9.3            | ND             | ND                   | ND                   | 1700                | --                  |          |
| 3/1/1999               | 35.50                | 8.00                  | 0.00                 | 27.50                         | 1.52                       | 530               | --                   | 4.9            | ND             | ND                   | ND                   | 870                 | --                  |          |
| 5/12/1999              | 35.50                | 8.64                  | 0.00                 | 26.86                         | -0.64                      | 900               | --                   | 6.6            | ND             | ND                   | ND                   | 840                 | --                  |          |
| 8/11/1999              | 35.50                | 9.92                  | 0.00                 | 25.58                         | -1.28                      | 1660              | --                   | 5.52           | ND             | ND                   | ND                   | 764                 | --                  |          |
| 11/4/1999              | 35.50                | 10.88                 | 0.00                 | 24.62                         | -0.96                      | 2600              | --                   | 8.71           | ND             | 2.76                 | ND                   | 1490                | --                  |          |

**Table 2**  
**HISTORIC FLUID LEVELS AND SELECTED ANALYTICAL RESULTS**  
**May 1991 Through December 2010**  
**76 Station 3292**

| Date Sampled           | TOC Elevation (feet) | Depth to Water (feet) | LPH Thickness (feet) | Ground-water Elevation (feet) | Change in Elevation (feet) | TPH-G 8015 (µg/l) | TPH-G (GC/MS) (µg/l) | Benzene (µg/l) | Toluene (µg/l) | Ethyl-benzene (µg/l) | Total Xylenes (µg/l) | MTBE (8021B) (µg/l) | MTBE (8260B) (µg/l) | Comments |
|------------------------|----------------------|-----------------------|----------------------|-------------------------------|----------------------------|-------------------|----------------------|----------------|----------------|----------------------|----------------------|---------------------|---------------------|----------|
| <b>MW-11 continued</b> |                      |                       |                      |                               |                            |                   |                      |                |                |                      |                      |                     |                     |          |
| 2/29/2000              | 35.50                | 7.56                  | 0.00                 | 27.94                         | 3.32                       | 420               | --                   | ND             | ND             | ND                   | ND                   | 1010                | --                  |          |
| 5/8/2000               | 35.50                | 8.50                  | 0.00                 | 27.00                         | -0.94                      | 513               | --                   | 3.56           | ND             | 1.11                 | ND                   | 1320                | --                  |          |
| 8/8/2000               | 35.50                | 9.39                  | 0.00                 | 26.11                         | -0.89                      | 960               | --                   | 10.0           | 1.28           | ND                   | ND                   | 1600                | --                  |          |
| 11/6/2000              | 35.50                | 9.81                  | 0.00                 | 25.69                         | -0.42                      | 3000              | --                   | 17.7           | ND             | ND                   | ND                   | 1280                | 1360                |          |
| 2/7/2001               | 35.50                | 9.16                  | 0.00                 | 26.34                         | 0.65                       | 1600              | --                   | ND             | ND             | ND                   | ND                   | 590                 | --                  |          |
| 5/9/2001               | 35.50                | 9.51                  | 0.00                 | 25.99                         | -0.35                      | 1010              | --                   | 11.4           | ND             | 1.24                 | ND                   | 586                 | --                  |          |
| 8/24/2001              | 35.50                | --                    | --                   | --                            | --                         | --                | --                   | --             | --             | --                   | --                   | --                  | 870                 |          |
| 8/29/2001              | 35.50                | 10.78                 | 0.00                 | 24.72                         | --                         | 3100              | --                   | 23             | ND<5.0         | ND<5.0               | ND<5.0               | 840                 | 870                 |          |
| 11/16/2001             | 35.50                | 10.95                 | 0.00                 | 24.55                         | -0.17                      | 1000              | --                   | 9.2            | ND<2.0         | ND<2.0               | ND<2.0               | 600                 | --                  |          |
| 2/21/2002              | 35.50                | 8.85                  | 0.00                 | 26.65                         | 2.10                       | 1100              | --                   | 7.4            | ND<2.5         | ND<2.5               | ND<2.5               | 270                 | --                  |          |
| 5/10/2002              | 35.50                | 9.51                  | 0.00                 | 25.99                         | -0.66                      | 910               | --                   | 7.4            | 1.4            | 2.8                  | ND<12                | 330                 | 270                 |          |
| 8/26/2002              | 35.50                | 10.62                 | 0.00                 | 24.88                         | -1.11                      | --                | 1900                 | ND<0.50        | ND<0.50        | 0.87                 | ND<1.0               | --                  | 170                 |          |
| 11/7/2002              | 35.50                | 10.77                 | 0.00                 | 24.73                         | -0.15                      | --                | 550                  | ND<2.5         | ND<2.5         | ND<2.5               | ND<5.0               | --                  | 330                 |          |
| 2/14/2003              | 35.50                | 8.97                  | 0.00                 | 26.53                         | 1.80                       | --                | 2600                 | 1.8            | 0.51           | 1.7                  | ND<1.0               | --                  | ND<2.0              |          |
| 5/12/2003              | 35.50                | 8.90                  | 0.00                 | 26.60                         | 0.07                       | --                | ND<250               | ND<2.5         | ND<2.5         | ND<2.5               | ND<5.0               | --                  | 290                 |          |
| 8/11/2003              | 35.50                | 11.04                 | 0.00                 | 24.46                         | -2.14                      | --                | 930                  | ND<2.5         | ND<2.5         | ND<2.5               | ND<5.0               | --                  | 320                 |          |
| 11/13/2003             | 35.50                | 10.79                 | 0.00                 | 24.71                         | 0.25                       | --                | 1300                 | ND<2.5         | ND<2.5         | 5.0                  | ND<5.0               | --                  | 300                 |          |
| 2/17/2004              | 35.50                | 9.19                  | 0.00                 | 26.31                         | 1.60                       | --                | 830                  | ND<2.5         | ND<2.5         | 3.8                  | ND<5.0               | --                  | 170                 |          |
| 5/20/2004              | 35.50                | 9.81                  | 0.00                 | 25.69                         | -0.62                      | --                | 930                  | ND<2.5         | ND<2.5         | ND<2.5               | ND<5.0               | --                  | 230                 |          |
| 8/25/2004              | 35.50                | 10.90                 | 0.00                 | 24.60                         | -1.09                      | --                | 1100                 | ND<1.0         | ND<1.0         | 2.1                  | ND<2.0               | --                  | 210                 |          |
| 11/2/2004              | 35.50                | 10.47                 | 0.00                 | 25.03                         | 0.43                       | --                | 850                  | ND<1.0         | ND<1.0         | 1.4                  | ND<2.0               | --                  | 180                 |          |
| 3/17/2005              | 35.50                | 8.22                  | 0.00                 | 27.28                         | 2.25                       | --                | 1500                 | 0.63           | ND<0.50        | 2.9                  | ND<1.0               | --                  | 120                 |          |
| 6/13/2005              | 35.50                | 8.48                  | 0.00                 | 27.02                         | -0.26                      | --                | 1100                 | ND<0.50        | ND<0.50        | 3.5                  | ND<1.0               | --                  | 120                 |          |

**Table 2**  
**HISTORIC FLUID LEVELS AND SELECTED ANALYTICAL RESULTS**  
**May 1991 Through December 2010**  
**76 Station 3292**

| Date Sampled           | TOC Elevation (feet) | Depth to Water (feet) | LPH Thickness (feet) | Ground-water Elevation (feet) | Change in Elevation (feet) | TPH-G 8015 (µg/l) | TPH-G (GC/MS) (µg/l) | Benzene (µg/l) | Toluene (µg/l) | Ethyl-benzene (µg/l) | Total Xylenes (µg/l) | MTBE (8021B) (µg/l) | MTBE (8260B) (µg/l) | Comments |
|------------------------|----------------------|-----------------------|----------------------|-------------------------------|----------------------------|-------------------|----------------------|----------------|----------------|----------------------|----------------------|---------------------|---------------------|----------|
| <b>MW-11 continued</b> |                      |                       |                      |                               |                            |                   |                      |                |                |                      |                      |                     |                     |          |
| 9/27/2005              | 35.50                | 9.88                  | 0.00                 | 25.62                         | -1.40                      | --                | 320                  | ND<0.50        | ND<0.50        | ND<0.50              | ND<1.0               | --                  | 110                 |          |
| 12/20/2005             | 35.50                | 9.96                  | 0.00                 | 25.54                         | -0.08                      | --                | 290                  | ND<0.50        | ND<0.50        | ND<0.50              | ND<1.0               | --                  | 92                  |          |
| 3/10/2006              | 35.50                | 7.65                  | 0.00                 | 27.85                         | 2.31                       | --                | 620                  | ND<2.5         | ND<2.5         | ND<2.5               | ND<5.0               | --                  | 140                 |          |
| 6/20/2006              | 35.50                | 8.63                  | 0.00                 | 26.87                         | -0.98                      | --                | 680                  | ND<2.5         | ND<2.5         | ND<2.5               | ND<5.0               | --                  | 88                  |          |
| 9/25/2006              | 35.50                | 9.64                  | 0.00                 | 25.86                         | -1.01                      | --                | 180                  | ND<0.50        | ND<0.50        | ND<0.50              | ND<0.50              | --                  | 65                  |          |
| 12/18/2006             | 35.50                | 9.10                  | 0.00                 | 26.40                         | 0.54                       | --                | ND<50                | ND<0.50        | ND<0.50        | ND<0.50              | ND<0.50              | --                  | 48                  |          |
| 3/29/2007              | 35.50                | 9.31                  | 0.00                 | 26.19                         | -0.21                      | --                | 810                  | ND<0.50        | ND<0.50        | 1.0                  | ND<0.50              | --                  | 47                  |          |
| 6/26/2007              | 35.50                | 10.08                 | 0.00                 | 25.42                         | -0.77                      | --                | 510                  | ND<0.50        | ND<0.50        | ND<0.50              | ND<0.50              | --                  | 37                  |          |
| 9/26/2007              | 35.50                | 11.00                 | 0.00                 | 24.50                         | -0.92                      | --                | 270                  | ND<0.50        | ND<0.50        | ND<0.50              | ND<0.50              | --                  | 39                  |          |
| 12/18/2007             | 35.50                | 10.74                 | 0.00                 | 24.76                         | 0.26                       | --                | ND<50                | ND<0.50        | 0.64           | ND<0.50              | ND<1.0               | --                  | 23                  |          |
| 3/25/2008              | 35.50                | 9.29                  | 0.00                 | 26.21                         | 1.45                       | --                | 320                  | ND<0.50        | 0.84           | ND<0.50              | 1.2                  | --                  | 31                  |          |
| 6/18/2008              | 35.50                | 10.78                 | 0.00                 | 24.72                         | -1.49                      | --                | 390                  | ND<0.50        | ND<0.50        | ND<0.50              | ND<1.0               | --                  | 28                  |          |
| 9/15/2008              | 35.50                | 11.42                 | 0.00                 | 24.08                         | -0.64                      | --                | 580                  | ND<0.50        | ND<0.50        | ND<0.50              | ND<1.0               | --                  | 25                  |          |
| 12/17/2008             | 35.50                | 11.53                 | 0.00                 | 23.97                         | -0.11                      | --                | 810                  | ND<0.50        | ND<0.50        | ND<0.50              | ND<1.0               | --                  | 22                  |          |
| 3/26/2009              | 35.50                | 9.33                  | 0.00                 | 26.17                         | 2.20                       | --                | 670                  | ND<0.50        | ND<0.50        | ND<0.50              | ND<1.0               | --                  | 25                  |          |
| 6/22/2009              | 35.50                | 10.36                 | 0.00                 | 25.14                         | -1.03                      | --                | 650                  | ND<0.50        | ND<0.50        | ND<0.50              | ND<1.0               | --                  | 23                  |          |
| 12/15/2009             | 35.50                | 10.50                 | 0.00                 | 25.00                         | -0.14                      | --                | 810                  | ND<0.50        | ND<0.50        | ND<0.50              | ND<1.0               | --                  | 19                  |          |
| 6/30/2010              | 35.50                | 9.50                  | 0.00                 | 26.00                         | 1.00                       | --                | 650                  | ND<0.50        | ND<0.50        | ND<0.50              | ND<1.0               | --                  | 16                  |          |
| 12/21/2010             | 35.50                | 9.00                  | 0.00                 | 26.50                         | 0.50                       | --                | 650                  | ND<0.50        | ND<0.50        | ND<0.50              | ND<1.0               | --                  | 14                  |          |

**Table 2 a**  
**ADDITIONAL HISTORIC ANALYTICAL RESULTS**  
**76 Station 3292**

| Date Sampled | TBA<br>(µg/l) | Ethanol<br>(8260B)<br>(µg/l) | Ethylene-<br>dibromide<br>(EDB)<br>(µg/l) | EDB<br>(504)<br>(µg/l) | 1,2-DCA<br>(EDC)<br>(µg/l) | DIPE<br>(µg/l) | ETBE<br>(µg/l) | TAME<br>(µg/l) | 1,2-<br>Dichloro-<br>benzene<br>(µg/l) | pH<br>(lab)<br>(pH) | Post-purge<br>Dissolved<br>Oxygen<br>(mg/l) | Pre-purge<br>Dissolved<br>Oxygen<br>(mg/l) |
|--------------|---------------|------------------------------|---|------------------------|----------------------------|----------------|----------------|----------------|--|---------------------|---|--|
| <b>MW-1</b>  |               |                              |   |                        |                            |                |                |                |  |                     |   |  |
| 11/2/1995    | --            | --                           | --  | --                     | --                         | --             | --             | --             | --                                     | --                  | --  | 2.83                                       |
| 2/8/1996     | --            | --                           | --  | --                     | --                         | --             | --             | --             | --                                     | --                  | --  | 2.58                                       |
| 5/8/1996     | --            | --                           | --  | --                     | --                         | --             | --             | --             | --                                     | --                  | 1.92  | --   |
| 8/9/1996     | --            | --                           | --  | --                     | --                         | --             | --             | --             | --                                     | --                  | --  | 2.14                                       |
| 11/7/1996    | --            | --                           | --  | --                     | --                         | --             | --             | --             | --                                     | --                  | 2.18  | 2.11                                       |
| 2/10/1997    | --            | --                           | --  | --                     | --                         | --             | --             | --             | --                                     | --                  | 2.05  | --   |
| 2/11/1997    | --            | --                           | --  | --                     | --                         | --             | --             | --             | --                                     | --                  | 2.05  | --   |
| 5/7/1997     | --            | --                           | --  | --                     | --                         | --             | --             | --             | --                                     | --                  | 1.88  | --   |
| 8/5/1997     | --            | --                           | --  | --                     | --                         | --             | --             | --             | --                                     | --                  | 1.88  | --   |
| 11/4/1997    | --            | --                           | --  | --                     | --                         | --             | --             | --             | --                                     | --                  | 2.67  | --   |
| 2/12/1998    | --            | --                           | --  | --                     | --                         | --             | --             | --             | --                                     | --                  | --  | 2.38                                       |
| 5/15/1998    | --            | --                           | --  | --                     | --                         | --             | --             | --             | --                                     | --                  | --  | 2.12                                       |
| 8/12/1998    | --            | --                           | --  | --                     | --                         | --             | --             | --             | --                                     | --                  | --  | 1.77                                       |
| 11/12/1998   | --            | --                           | --  | --                     | --                         | --             | --             | --             | --                                     | --                  | --  | 1.55                                       |
| 3/1/1999     | --            | --                           | --  | --                     | --                         | --             | --             | --             | --                                     | --                  | --  | 1.77                                       |
| 5/12/1999    | --            | --                           | --  | --                     | --                         | --             | --             | --             | --                                     | --                  | --  | 1.86                                       |
| 8/11/1999    | --            | --                           | --  | --                     | --                         | --             | --             | --             | --                                     | --                  | --  | 1.93                                       |
| 11/4/1999    | --            | --                           | --  | --                     | --                         | --             | --             | --             | --                                     | --                  | --  | 2.1  |
| 2/29/2000    | --            | --                           | --  | --                     | --                         | --             | --             | --             | --                                     | --                  | --  | 2.88                                       |
| 5/8/2000     | ND            | ND                           | ND  | --                     | ND                         | ND             | ND             | ND             | --                                     | --                  | --  | 3.11                                       |
| 8/8/2000     | --            | --                           | --  | --                     | --                         | --             | --             | --             | --                                     | --                  | --  | 3.27                                       |
| 11/6/2000    | --            | --                           | --  | --                     | --                         | --             | --             | --             | --                                     | --                  | --  | 3.67                                       |
| 2/7/2001     | --            | --                           | --  | --                     | --                         | --             | --             | --             | --                                     | --                  | --  | 3.62                                       |
| 5/9/2001     | ND            | ND                           | ND  | --                     | ND                         | ND             | ND             | ND             | --                                     | --                  | --  | 3.29                                       |
| 8/24/2001    | --            | --                           | --  | --                     | --                         | --             | --             | --             | --                                     | --                  | --  | 1.97                                       |

**Table 2 a**  
**ADDITIONAL HISTORIC ANALYTICAL RESULTS**  
**76 Station 3292**

| Date Sampled          | TBA<br>(µg/l) | Ethanol<br>(8260B)<br>(µg/l) | Ethylene-<br>dibromide<br>(EDB)<br>(µg/l) | EDB<br>(504)<br>(µg/l) | 1,2-DCA<br>(EDC)<br>(µg/l) | DIPE<br>(µg/l) | ETBE<br>(µg/l) | TAME<br>(µg/l) | 1,2-<br>Dichloro-<br>benzene<br>(µg/l) | pH<br>(lab)<br>(pH) | Post-purge<br>Dissolved<br>Oxygen<br>(mg/l) | Pre-purge<br>Dissolved<br>Oxygen<br>(mg/l) |
|-----------------------|---------------|------------------------------|---|------------------------|----------------------------|----------------|----------------|----------------|--|---------------------|---|--|
| <b>MW-1 continued</b> |               |                              |   |                        |                            |                |                |                |  |                     |   |  |
| 11/16/2001            | 380           | ND<2500                      | ND<5.0                                    | --                     | ND<5.0                     | ND<5.0         | ND<5.0         | ND<5.0         | --                                     | --                  | --  | 2.56                                       |
| 2/21/2002             | ND<50         | ND<1200                      | ND<2.5                                    | --                     | ND<2.5                     | ND<2.5         | ND<2.5         | ND<2.5         | --                                     | --                  | --  | 1.84                                       |
| 5/10/2002             | --            | --                           | --  | --                     | --                         | --             | --             | --             | --                                     | --                  | --  | 0.7  |
| 8/26/2002             | --            | --                           | --  | --                     | --                         | --             | --             | --             | --                                     | --                  | --  | 0.9  |
| 11/7/2002             | ND<500        | ND<2500                      | ND<10                                     | --                     | ND<10                      | ND<10          | ND<10          | ND<10          | --                                     | --                  | --  | 1.84                                       |
| 2/14/2003             | ND<500        | ND<2500                      | ND<10                                     | --                     | ND<10                      | ND<10          | ND<10          | ND<10          | --                                     | --                  | --  | 2.21                                       |
| 5/12/2003             | --            | --                           | --  | --                     | --                         | --             | --             | --             | --                                     | --                  | --  | 2.01                                       |
| 8/11/2003             | --            | ND<500                       | --  | --                     | --                         | --             | --             | --             | --                                     | --                  | --  | --   |
| 11/13/2003            | --            | ND<5000                      | --  | --                     | --                         | --             | --             | --             | --                                     | --                  | --  | --   |
| 2/17/2004             | --            | ND<2500                      | --  | --                     | --                         | --             | --             | --             | --                                     | --                  | --  | --   |
| 5/20/2004             | --            | ND<500                       | --  | --                     | --                         | --             | --             | --             | --                                     | --                  | --  | --   |
| 8/25/2004             | --            | ND<250                       | --  | --                     | --                         | --             | --             | --             | --                                     | --                  | --  | 0.25                                       |
| 11/2/2004             | --            | ND<500                       | --  | --                     | --                         | --             | --             | --             | --                                     | 6.71                | --  | 2.60                                       |
| 3/17/2005             | --            | ND<500                       | --  | --                     | --                         | --             | --             | --             | --                                     | --                  | --  | 0.60                                       |
| 6/13/2005             | --            | ND<500                       | --  | --                     | --                         | --             | --             | --             | --                                     | --                  | --  | 5.37                                       |
| 9/27/2005             | --            | ND<2500                      | --  | --                     | --                         | --             | --             | --             | --                                     | --                  | --  | 0.76                                       |
| 12/20/2005            | --            | ND<250                       | --  | --                     | --                         | --             | --             | --             | --                                     | --                  | --  | 0.93                                       |
| 3/10/2006             | --            | ND<1200                      | --  | --                     | --                         | --             | --             | --             | --                                     | --                  | --  | 0.50                                       |
| 6/20/2006             | --            | ND<1200                      | --  | --                     | --                         | --             | --             | --             | --                                     | --                  | --  | .30  |
| 9/25/2006             | --            | ND<500                       | --  | --                     | --                         | --             | --             | --             | --                                     | --                  | --  | 0.33                                       |
| 12/18/2006            | --            | ND<250                       | --  | --                     | --                         | --             | --             | --             | --                                     | --                  | --  | 1.83                                       |
| 3/29/2007             | --            | ND<250                       | --  | --                     | --                         | --             | --             | --             | --                                     | --                  | --  | 0.84                                       |
| 6/26/2007             | --            | ND<250                       | --  | --                     | --                         | --             | --             | --             | --                                     | --                  | --  | 5.48                                       |
| 9/26/2007             | ND<50         | ND<1200                      | --  | --                     | --                         | ND<2.5         | ND<2.5         | ND<2.5         | --                                     | --                  | --  | 0.93                                       |
| 12/18/2007            | --            | ND<1200                      | --  | --                     | --                         | --             | --             | --             | --                                     | --                  | --  | 3.61                                       |



**Table 2 a**  
**ADDITIONAL HISTORIC ANALYTICAL RESULTS**  
**76 Station 3292**

| Date Sampled          | TBA<br>(µg/l) | Ethanol<br>(8260B)<br>(µg/l) | Ethylene-<br>dibromide<br>(EDB)<br>(µg/l) | EDB<br>(504)<br>(µg/l) | 1,2-DCA<br>(EDC)<br>(µg/l) | DIPE<br>(µg/l) | ETBE<br>(µg/l) | TAME<br>(µg/l) | 1,2-<br>Dichloro-<br>benzene<br>(µg/l) | pH<br>(lab)<br>(pH) | Post-purge<br>Dissolved<br>Oxygen<br>(mg/l) | Pre-purge<br>Dissolved<br>Oxygen<br>(mg/l) |
|-----------------------|---------------|------------------------------|---|------------------------|----------------------------|----------------|----------------|----------------|--|---------------------|---|--|
| <b>MW-1 continued</b> |               |                              |   |                        |                            |                |                |                |  |                     |   |  |
| 3/25/2008             | --            | ND<1200                      | --  | --                     | --                         | --             | --             | --             | --                                     | --                  | --  | 3.93                                       |
| 6/18/2008             | --            | ND<250                       | --  | --                     | --                         | --             | --             | --             | --                                     | --                  | --  | 1.19                                       |
| 9/15/2008             | --            | ND<1200                      | --  | --                     | --                         | --             | --             | --             | --                                     | --                  | --  | 1.34                                       |
| 12/17/2008            | --            | ND<500                       | --  | --                     | --                         | --             | --             | --             | --                                     | --                  | --  | 0.71                                       |
| 3/26/2009             | --            | ND<500                       | --  | --                     | --                         | --             | --             | --             | --                                     | --                  | --  | 1.12                                       |
| 6/22/2009             | --            | ND<500                       | --  | --                     | --                         | --             | --             | --             | --                                     | --                  | --  | 0.82                                       |
| 12/15/2009            | --            | ND<250                       | --  | --                     | --                         | --             | --             | --             | --                                     | --                  | --  | 0.64                                       |
| 6/30/2010             | --            | ND<250                       | ND<0.50                                   | --                     | ND<0.50                    | --             | --             | --             | --                                     | --                  | --  | 0.72                                       |
| 12/21/2010            | --            | ND<500                       | ND<1.0                                    | --                     | ND<1.0                     | --             | --             | --             | --                                     | --                  | --  | 2.62                                       |
| <b>MW-2</b>           |               |                              |   |                        |                            |                |                |                |  |                     |   |  |
| 11/2/1995             | --            | --                           | --  | --                     | --                         | --             | --             | --             | --                                     | --                  | --  | 2.8  |
| 2/8/1996              | --            | --                           | --  | --                     | --                         | --             | --             | --             | --                                     | --                  | --  | 2.21                                       |
| 5/8/1996              | --            | --                           | --  | --                     | --                         | --             | --             | --             | --                                     | --                  | 3.89  | --   |
| 8/9/1996              | --            | --                           | --  | --                     | --                         | --             | --             | --             | --                                     | --                  | --  | 3.36                                       |
| 11/7/1996             | --            | --                           | --  | --                     | --                         | --             | --             | --             | --                                     | --                  | 1.98  | 1.96                                       |
| 2/10/1997             | --            | --                           | --  | --                     | --                         | --             | --             | --             | --                                     | --                  | 2.12  | --   |
| 2/11/1997             | --            | --                           | --  | --                     | --                         | --             | --             | --             | --                                     | --                  | 2.12  | --   |
| 5/7/1997              | --            | --                           | --  | --                     | --                         | --             | --             | --             | --                                     | --                  | 2.38  | --   |
| 8/5/1997              | --            | --                           | --  | --                     | --                         | --             | --             | --             | --                                     | --                  | 2.18  | --   |
| 11/4/1997             | --            | --                           | --  | --                     | --                         | --             | --             | --             | --                                     | --                  | 2.18  | --   |
| 2/12/1998             | --            | --                           | --  | --                     | --                         | --             | --             | --             | --                                     | --                  | --  | 2.04                                       |
| 5/15/1998             | --            | --                           | --  | --                     | --                         | --             | --             | --             | --                                     | --                  | --  | 2.33                                       |
| 8/12/1998             | --            | --                           | --  | --                     | --                         | --             | --             | --             | --                                     | --                  | --  | 2.50                                       |
| 11/12/1998            | --            | --                           | --  | --                     | --                         | --             | --             | --             | --                                     | --                  | --  | 1.90                                       |
| 3/1/1999              | --            | --                           | --  | --                     | --                         | --             | --             | --             | --                                     | --                  | --  | 1.82                                       |

**Table 2 a**  
**ADDITIONAL HISTORIC ANALYTICAL RESULTS**  
**76 Station 3292**

| Date Sampled          | TBA<br>(µg/l) | Ethanol<br>(8260B)<br>(µg/l) | Ethylene-<br>dibromide<br>(EDB)<br>(µg/l) | EDB<br>(504)<br>(µg/l) | 1,2-DCA<br>(EDC)<br>(µg/l) | DIPE<br>(µg/l) | ETBE<br>(µg/l) | TAME<br>(µg/l) | 1,2-<br>Dichloro-<br>benzene<br>(µg/l) | pH<br>(lab)<br>(pH) | Post-purge<br>Dissolved<br>Oxygen<br>(mg/l) | Pre-purge<br>Dissolved<br>Oxygen<br>(mg/l) |
|-----------------------|---------------|------------------------------|---|------------------------|----------------------------|----------------|----------------|----------------|--|---------------------|---|--|
| <b>MW-2 continued</b> |               |                              |   |                        |                            |                |                |                |  |                     |   |  |
| 5/12/1999             | --            | --                           | --  | --                     | --                         | --             | --             | --             | --                                     | --                  | --  | 1.98                                       |
| 8/11/1999             | --            | --                           | --  | --                     | --                         | --             | --             | --             | --                                     | --                  | --  | 1.98                                       |
| 11/4/1999             | --            | --                           | --  | --                     | --                         | --             | --             | --             | --                                     | --                  | --  | 1.90                                       |
| 2/29/2000             | --            | --                           | --  | --                     | --                         | --             | --             | --             | --                                     | --                  | --  | 2.41                                       |
| 5/8/2000              | --            | --                           | --  | --                     | --                         | --             | --             | --             | --                                     | --                  | --  | 2.14                                       |
| 8/8/2000              | --            | --                           | --  | --                     | --                         | --             | --             | --             | --                                     | --                  | --  | 2.57                                       |
| 11/6/2000             | --            | --                           | --  | --                     | --                         | --             | --             | --             | --                                     | --                  | --  | 1.94                                       |
| 2/7/2001              | --            | --                           | --  | --                     | --                         | --             | --             | --             | --                                     | --                  | --  | 2.49                                       |
| 5/9/2001              | --            | --                           | --  | --                     | --                         | --             | --             | --             | --                                     | --                  | --  | 2.66                                       |
| 8/24/2001             | --            | --                           | --  | --                     | --                         | --             | --             | --             | --                                     | --                  | --  | 2.11                                       |
| 11/16/2001            | --            | --                           | --  | --                     | --                         | --             | --             | --             | --                                     | --                  | --  | 2.34                                       |
| 2/21/2002             | --            | --                           | --  | --                     | --                         | --             | --             | --             | --                                     | --                  | --  | 1.90                                       |
| 5/10/2002             | --            | --                           | --  | --                     | --                         | --             | --             | --             | --                                     | --                  | --  | 0.80                                       |
| 8/26/2002             | --            | --                           | --  | --                     | --                         | --             | --             | --             | --                                     | --                  | --  | 1.00                                       |
| 11/7/2002             | ND<500        | ND<2500                      | ND<10                                     | --                     | ND<10                      | ND<10          | ND<10          | ND<10          | --                                     | --                  | --  | 1.13                                       |
| 2/14/2003             | --            | --                           | --  | --                     | --                         | --             | --             | --             | --                                     | --                  | --  | 1.27                                       |
| 5/12/2003             | --            | --                           | --  | --                     | --                         | --             | --             | --             | --                                     | --                  | --  | 2.18                                       |
| 8/11/2003             | --            | ND<500                       | --  | --                     | --                         | --             | --             | --             | --                                     | --                  | --  | --   |
| 11/13/2003            | --            | ND<500                       | --  | --                     | --                         | --             | --             | --             | --                                     | --                  | --  | --   |
| 2/17/2004             | --            | ND<500                       | --  | --                     | --                         | --             | --             | --             | --                                     | --                  | --  | --   |
| 5/20/2004             | --            | ND<50                        | --  | --                     | --                         | --             | --             | --             | --                                     | --                  | --  | --   |
| 8/25/2004             | --            | ND<50                        | --  | --                     | --                         | --             | --             | --             | --                                     | --                  | --  | 0.22                                       |
| 11/2/2004             | --            | ND<50                        | --  | --                     | --                         | --             | --             | --             | --                                     | 6.77                | --  | 2.79                                       |
| 3/17/2005             | --            | ND<50                        | --  | --                     | --                         | --             | --             | --             | --                                     | --                  | --  | 1.02                                       |
| 6/13/2005             | --            | ND<50                        | --  | --                     | --                         | --             | --             | --             | --                                     | --                  | --  | 0.97                                       |

**Table 2 a**  
**ADDITIONAL HISTORIC ANALYTICAL RESULTS**  
**76 Station 3292**

| Date Sampled          | TBA<br>(µg/l) | Ethanol<br>(8260B)<br>(µg/l) | Ethylene-<br>dibromide<br>(EDB)<br>(µg/l) | EDB<br>(504)<br>(µg/l) | 1,2-DCA<br>(EDC)<br>(µg/l) | DIPE<br>(µg/l) | ETBE<br>(µg/l) | TAME<br>(µg/l) | 1,2-<br>Dichloro-<br>benzene<br>(µg/l) | pH<br>(lab)<br>(pH) | Post-purge<br>Dissolved<br>Oxygen<br>(mg/l) | Pre-purge<br>Dissolved<br>Oxygen<br>(mg/l) |
|-----------------------|---------------|------------------------------|---|------------------------|----------------------------|----------------|----------------|----------------|--|---------------------|---|--|
| <b>MW-2 continued</b> |               |                              |   |                        |                            |                |                |                |  |                     |   |  |
| 9/27/2005             | --            | ND<250                       | --  | --                     | --                         | --             | --             | --             | --                                     | --                  | --  | 0.90                                       |
| 12/20/2005            | --            | ND<250                       | --  | --                     | --                         | --             | --             | --             | --                                     | --                  | --  | 0.95                                       |
| 3/10/2006             | --            | ND<1200                      | --  | --                     | --                         | --             | --             | --             | --                                     | --                  | --  | 0.55                                       |
| 6/20/2006             | --            | ND<250                       | --  | --                     | --                         | --             | --             | --             | --                                     | --                  | --  | .75  |
| 9/25/2006             | --            | ND<250                       | --  | --                     | --                         | --             | --             | --             | --                                     | --                  | --  | 0.81                                       |
| 12/18/2006            | --            | ND<250                       | --  | --                     | --                         | --             | --             | --             | --                                     | --                  | --  | 1.13                                       |
| 3/29/2007             | --            | ND<250                       | --  | --                     | --                         | --             | --             | --             | --                                     | --                  | --  | 1.89                                       |
| 6/26/2007             | --            | ND<250                       | --  | --                     | --                         | --             | --             | --             | --                                     | --                  | --  | 5.30                                       |
| 9/26/2007             | ND<10         | ND<250                       | --  | --                     | --                         | ND<0.50        | ND<0.50        | ND<0.50        | --                                     | --                  | --  | 1.61                                       |
| 12/18/2007            | --            | ND<250                       | --  | --                     | --                         | --             | --             | --             | --                                     | --                  | --  | 4.39                                       |
| 3/25/2008             | --            | ND<250                       | --  | --                     | --                         | --             | --             | --             | --                                     | --                  | --  | 4.03                                       |
| 6/18/2008             | --            | ND<250                       | --  | --                     | --                         | --             | --             | --             | --                                     | --                  | --  | 1.24                                       |
| 9/15/2008             | --            | ND<250                       | --  | --                     | --                         | --             | --             | --             | --                                     | --                  | --  | 1.12                                       |
| 12/17/2008            | --            | ND<250                       | --  | --                     | --                         | --             | --             | --             | --                                     | --                  | --  | 1.06                                       |
| 3/26/2009             | --            | ND<250                       | --  | --                     | --                         | --             | --             | --             | --                                     | --                  | --  | 0.75                                       |
| 6/22/2009             | --            | ND<250                       | --  | --                     | --                         | --             | --             | --             | --                                     | --                  | --  | 0.59                                       |
| 12/15/2009            | --            | ND<250                       | --  | --                     | --                         | --             | --             | --             | --                                     | --                  | --  | 0.63                                       |
| 6/30/2010             | --            | ND<250                       | ND<0.50                                   | --                     | ND<0.50                    | --             | --             | --             | --                                     | --                  | --  | 0.80                                       |
| 12/21/2010            | --            | ND<250                       | ND<0.50                                   | --                     | ND<0.50                    | --             | --             | --             | --                                     | --                  | --  | 2.30                                       |
| <b>MW-2(SP)</b>       |               |                              |   |                        |                            |                |                |                |  |                     |   |  |
| 11/7/1996             | --            | --                           | --  | --                     | --                         | --             | --             | --             | --                                     | --                  | 2.8   | 2.85                                       |
| 2/10/1997             | --            | --                           | --  | --                     | --                         | --             | --             | --             | --                                     | --                  | 2.73  | --   |
| 2/11/1997             | --            | --                           | --  | --                     | --                         | --             | --             | --             | --                                     | --                  | 2.73  | --   |
| 8/5/1997              | --            | --                           | --  | --                     | --                         | --             | --             | --             | --                                     | --                  | 3.99  | --   |
| 11/4/1997             | --            | --                           | --  | --                     | --                         | --             | --             | --             | --                                     | --                  | 3.06  | --   |

**Table 2 a**  
**ADDITIONAL HISTORIC ANALYTICAL RESULTS**  
**76 Station 3292**

| Date Sampled    | TBA<br>(µg/l)    | Ethanol<br>(8260B)<br>(µg/l) | Ethylene-<br>dibromide<br>(EDB)<br>(µg/l) | EDB<br>(504)<br>(µg/l) | 1,2-DCA<br>(EDC)<br>(µg/l) | DIPE<br>(µg/l) | ETBE<br>(µg/l) | TAME<br>(µg/l) | 1,2-<br>Dichloro-<br>benzene<br>(µg/l) | pH<br>(lab)<br>(pH) | Post-purge<br>Dissolved<br>Oxygen<br>(mg/l) | Pre-purge<br>Dissolved<br>Oxygen<br>(mg/l) |
|-----------------|------------------|------------------------------|---|------------------------|----------------------------|----------------|----------------|----------------|--|---------------------|---|--|
| <b>MW-2(SP)</b> | <b>continued</b> |                              |   |                        |                            |                |                |                |  |                     |   |  |
| 2/12/1998       | --               | --                           | --  | --                     | --                         | --             | --             | --             | --                                     | --                  | --  | 3.11                                       |
| 5/15/1998       | --               | --                           | --  | --                     | --                         | --             | --             | --             | --                                     | --                  | --  | 3.97                                       |
| 8/12/1998       | --               | --                           | --  | --                     | --                         | --             | --             | --             | --                                     | --                  | --  | 3.62                                       |
| 11/12/1998      | --               | --                           | --  | --                     | --                         | --             | --             | --             | --                                     | --                  | --  | 4.19                                       |
| 3/1/1999        | --               | --                           | --  | --                     | --                         | --             | --             | --             | --                                     | --                  | --  | 4.56                                       |
| 5/12/1999       | --               | --                           | --  | --                     | --                         | --             | --             | --             | --                                     | --                  | --  | 3.92                                       |
| 8/11/1999       | --               | --                           | --  | --                     | --                         | --             | --             | --             | --                                     | --                  | --  | 4.19                                       |
| 11/4/1999       | --               | --                           | --  | --                     | --                         | --             | --             | --             | --                                     | --                  | --  | 3.85                                       |
| 2/29/2000       | --               | --                           | --  | --                     | --                         | --             | --             | --             | --                                     | --                  | --  | 3.21                                       |
| 5/8/2000        | ND               | ND                           | ND  | --                     | ND                         | ND             | ND             | ND             | --                                     | --                  | --  | 3.96                                       |
| 8/8/2000        | --               | --                           | --  | --                     | --                         | --             | --             | --             | --                                     | --                  | --  | 3.55                                       |
| 11/6/2000       | --               | --                           | --  | --                     | --                         | --             | --             | --             | --                                     | --                  | --  | 4.11                                       |
| 2/7/2001        | --               | --                           | --  | --                     | --                         | --             | --             | --             | --                                     | --                  | --  | 3.8  |
| 5/9/2001        | --               | --                           | --  | --                     | --                         | --             | --             | --             | --                                     | --                  | --  | 3.95                                       |
| 8/24/2001       | --               | --                           | --  | --                     | --                         | --             | --             | --             | --                                     | --                  | --  | 3.81                                       |
| 11/16/2001      | --               | --                           | --  | --                     | --                         | --             | --             | --             | --                                     | --                  | --  | 4.05                                       |
| 2/21/2002       | --               | --                           | --  | --                     | --                         | --             | --             | --             | --                                     | --                  | --  | 3.7  |
| 5/10/2002       | --               | --                           | --  | --                     | --                         | --             | --             | --             | --                                     | --                  | --  | 0.7  |
| 8/26/2002       | --               | --                           | --  | --                     | --                         | --             | --             | --             | --                                     | --                  | --  | 1.1  |
| 11/7/2002       | ND<100           | ND<500                       | ND<2.0                                    | --                     | ND<2.0                     | ND<2.0         | ND<2.0         | ND<2.0         | --                                     | --                  | --  | 1.21                                       |
| 2/14/2003       | --               | --                           | --  | --                     | --                         | --             | --             | --             | --                                     | --                  | --  | 1.35                                       |
| 5/12/2003       | --               | --                           | --  | --                     | --                         | --             | --             | --             | --                                     | --                  | --  | 2.62                                       |
| 5/20/2004       | --               | ND<50                        | --  | --                     | --                         | --             | --             | --             | --                                     | --                  | --  | --   |
| 8/25/2004       | --               | --                           | --  | --                     | --                         | --             | --             | --             | --                                     | --                  | --  | 0.61                                       |
| 11/2/2004       | --               | ND<50                        | --  | --                     | --                         | --             | --             | --             | --                                     | 6.87                | --  | 3.25                                       |

**Table 2 a**  
**ADDITIONAL HISTORIC ANALYTICAL RESULTS**  
**76 Station 3292**

| Date Sampled    | TBA<br>(µg/l)    | Ethanol<br>(8260B)<br>(µg/l) | Ethylene-<br>dibromide<br>(EDB)<br>(µg/l) | EDB<br>(504)<br>(µg/l) | 1,2-DCA<br>(EDC)<br>(µg/l) | DIPE<br>(µg/l) | ETBE<br>(µg/l) | TAME<br>(µg/l) | 1,2-<br>Dichloro-<br>benzene<br>(µg/l) | pH<br>(lab)<br>(pH) | Post-purge<br>Dissolved<br>Oxygen<br>(mg/l) | Pre-purge<br>Dissolved<br>Oxygen<br>(mg/l) |
|-----------------|------------------|------------------------------|---|------------------------|----------------------------|----------------|----------------|----------------|--|---------------------|---|--|
| <b>MW-2(SP)</b> | <b>continued</b> |                              |   |                        |                            |                |                |                |  |                     |   |  |
| 6/13/2005       | --               | ND<50                        | --  | --                     | --                         | --             | --             | --             | --                                     | --                  | --  | 1.13                                       |
| 12/20/2005      | --               | ND<250                       | --  | --                     | --                         | --             | --             | --             | --                                     | --                  | --  | 1.10                                       |
| 3/10/2006       | --               | --                           | --  | --                     | --                         | --             | --             | --             | --                                     | --                  | --  | 0.55                                       |
| 6/20/2006       | --               | ND<250                       | --  | --                     | --                         | --             | --             | --             | --                                     | --                  | --  | .70  |
| 9/25/2006       | --               | --                           | --  | --                     | --                         | --             | --             | --             | --                                     | --                  | --  | 0.71                                       |
| 12/18/2006      | --               | ND<250                       | --  | --                     | --                         | --             | --             | --             | --                                     | --                  | --  | 5.15                                       |
| 3/29/2007       | --               | --                           | --  | --                     | --                         | --             | --             | --             | --                                     | --                  | --  | 1.12                                       |
| 6/26/2007       | --               | ND<250                       | --  | --                     | --                         | --             | --             | --             | --                                     | --                  | --  | 4.56                                       |
| 12/18/2007      | --               | ND<250                       | --  | --                     | --                         | --             | --             | --             | --                                     | --                  | --  | 7.49                                       |
| 3/25/2008       | --               | --                           | --  | --                     | --                         | --             | --             | --             | --                                     | --                  | --  | 7.22                                       |
| 6/18/2008       | --               | ND<250                       | --  | --                     | --                         | --             | --             | --             | --                                     | --                  | --  | 1.10                                       |
| 9/15/2008       | --               | --                           | --  | --                     | --                         | --             | --             | --             | --                                     | --                  | --  | 1.61                                       |
| 12/17/2008      | --               | ND<250                       | --  | --                     | --                         | --             | --             | --             | --                                     | --                  | --  | 1.11                                       |
| 3/26/2009       | --               | --                           | --  | --                     | --                         | --             | --             | --             | --                                     | --                  | --  | 1.49                                       |
| 6/22/2009       | --               | ND<250                       | --  | --                     | --                         | --             | --             | --             | --                                     | --                  | --  | 0.53                                       |
| 12/15/2009      | --               | ND<250                       | --  | --                     | --                         | --             | --             | --             | --                                     | --                  | --  | 6.45                                       |
| 6/30/2010       | --               | ND<250                       | ND<0.50                                   | --                     | ND<0.50                    | --             | --             | --             | --                                     | --                  | --  | 1.02                                       |
| 12/21/2010      | --               | ND<250                       | ND<0.50                                   | --                     | ND<0.50                    | --             | --             | --             | --                                     | --                  | --  | 1.62                                       |
| <b>MW-3</b>     |                  |                              |   |                        |                            |                |                |                |  |                     |   |  |
| 11/2/1995       | --               | --                           | --  | --                     | --                         | --             | --             | --             | --                                     | --                  | --  | 4.98                                       |
| 2/8/1996        | --               | --                           | --  | --                     | --                         | --             | --             | --             | --                                     | --                  | --  | 2.78                                       |
| 5/8/1996        | --               | --                           | --  | --                     | --                         | --             | --             | --             | --                                     | --                  | 3.73  | --   |
| 8/9/1996        | --               | --                           | --  | --                     | --                         | --             | --             | --             | --                                     | --                  | --  | 3.29                                       |
| 11/7/1996       | --               | --                           | --  | --                     | --                         | --             | --             | --             | --                                     | --                  | 3.98  | 3.15                                       |
| 2/10/1997       | --               | --                           | --  | --                     | --                         | --             | --             | --             | --                                     | --                  | 3.59  | --   |

**Table 2 a**  
**ADDITIONAL HISTORIC ANALYTICAL RESULTS**  
**76 Station 3292**

| Date Sampled          | TBA<br>(µg/l) | Ethanol<br>(8260B)<br>(µg/l) | Ethylene-<br>dibromide<br>(EDB)<br>(µg/l) | EDB<br>(504)<br>(µg/l) | 1,2-DCA<br>(EDC)<br>(µg/l) | DIPE<br>(µg/l) | ETBE<br>(µg/l) | TAME<br>(µg/l) | 1,2-<br>Dichloro-<br>benzene<br>(µg/l) | pH<br>(lab)<br>(pH) | Post-purge<br>Dissolved<br>Oxygen<br>(mg/l) | Pre-purge<br>Dissolved<br>Oxygen<br>(mg/l) |
|-----------------------|---------------|------------------------------|---|------------------------|----------------------------|----------------|----------------|----------------|--|---------------------|---|--|
| <b>MW-3 continued</b> |               |                              |   |                        |                            |                |                |                |  |                     |   |  |
| 2/11/1997             | --            | --                           | --  | --                     | --                         | --             | --             | --             | --                                     | --                  | 2.55  | --   |
| 8/5/1997              | --            | --                           | --  | --                     | --                         | --             | --             | --             | --                                     | --                  | 2.86  | --   |
| 11/4/1997             | --            | --                           | --  | --                     | --                         | --             | --             | --             | --                                     | --                  | 2.95  | --   |
| 2/12/1998             | --            | --                           | --  | --                     | --                         | --             | --             | --             | --                                     | --                  | --  | 3.12                                       |
| 5/15/1998             | --            | --                           | --  | --                     | --                         | --             | --             | --             | --                                     | --                  | --  | 3.97                                       |
| 8/12/1998             | --            | --                           | --  | --                     | --                         | --             | --             | --             | --                                     | --                  | --  | 4.21                                       |
| 11/12/1998            | --            | --                           | --  | --                     | --                         | --             | --             | --             | --                                     | --                  | --  | 4.56                                       |
| 3/1/1999              | --            | --                           | --  | --                     | --                         | --             | --             | --             | --                                     | --                  | --  | 4.56                                       |
| 5/12/1999             | --            | --                           | --  | --                     | --                         | --             | --             | --             | --                                     | --                  | --  | 3.87                                       |
| 8/11/1999             | --            | --                           | --  | --                     | --                         | --             | --             | --             | --                                     | --                  | --  | 4.1  |
| 11/4/1999             | --            | --                           | --  | --                     | --                         | --             | --             | --             | --                                     | --                  | --  | 4.41                                       |
| 8/25/2004             | --            | --                           | --  | --                     | --                         | --             | --             | --             | --                                     | --                  | --  | 0.38                                       |
| 11/2/2004             | --            | --                           | --  | --                     | --                         | --             | --             | --             | --                                     | --                  | --  | 3.82                                       |
| 6/13/2005             | --            | --                           | --  | --                     | --                         | --             | --             | --             | --                                     | --                  | --  | 1.12                                       |
| 12/20/2005            | --            | --                           | --  | --                     | --                         | --             | --             | --             | --                                     | --                  | --  | 1.41                                       |
| 3/10/2006             | --            | --                           | --  | --                     | --                         | --             | --             | --             | --                                     | --                  | --  | 0.59                                       |
| 6/20/2006             | --            | --                           | --  | --                     | --                         | --             | --             | --             | --                                     | --                  | --  | .85  |
| 9/25/2006             | --            | --                           | --  | --                     | --                         | --             | --             | --             | --                                     | --                  | --  | 0.84                                       |
| 12/18/2006            | --            | --                           | --  | --                     | --                         | --             | --             | --             | --                                     | --                  | --  | 2.69                                       |
| 3/29/2007             | --            | --                           | --  | --                     | --                         | --             | --             | --             | --                                     | --                  | --  | 0.75                                       |
| 6/26/2007             | --            | --                           | --  | --                     | --                         | --             | --             | --             | --                                     | --                  | --  | 6.73                                       |
| 12/18/2007            | --            | --                           | --  | --                     | --                         | --             | --             | --             | --                                     | --                  | --  | 3.02                                       |
| 3/25/2008             | --            | --                           | --  | --                     | --                         | --             | --             | --             | --                                     | --                  | --  | 2.84                                       |
| 9/15/2008             | --            | --                           | --  | --                     | --                         | --             | --             | --             | --                                     | --                  | --  | 0.71                                       |
| 12/17/2008            | --            | --                           | --  | --                     | --                         | --             | --             | --             | --                                     | --                  | --  | 1.09                                       |

**Table 2 a**  
**ADDITIONAL HISTORIC ANALYTICAL RESULTS**  
**76 Station 3292**

| Date Sampled          | TBA<br>(µg/l) | Ethanol<br>(8260B)<br>(µg/l) | Ethylene-<br>dibromide<br>(EDB)<br>(µg/l) | EDB<br>(504)<br>(µg/l) | 1,2-DCA<br>(EDC)<br>(µg/l) | DIPE<br>(µg/l) | ETBE<br>(µg/l) | TAME<br>(µg/l) | 1,2-<br>Dichloro-<br>benzene<br>(µg/l) | pH<br>(lab)<br>(pH) | Post-purge<br>Dissolved<br>Oxygen<br>(mg/l) | Pre-purge<br>Dissolved<br>Oxygen<br>(mg/l) |
|-----------------------|---------------|------------------------------|---|------------------------|----------------------------|----------------|----------------|----------------|--|---------------------|---|--|
| <b>MW-3 continued</b> |               |                              |   |                        |                            |                |                |                |  |                     |   |  |
| 3/26/2009             | --            | --                           | --  | --                     | --                         | --             | --             | --             | --                                     | --                  | --  | 0.84                                       |
| 6/22/2009             | --            | --                           | --  | --                     | --                         | --             | --             | --             | --                                     | --                  | --  | 0.78                                       |
| <b>MW-3(SP)</b>       |               |                              |   |                        |                            |                |                |                |  |                     |   |  |
| 11/7/1996             | --            | --                           | --  | --                     | --                         | --             | --             | --             | --                                     | --                  | 2.4   | 2.41                                       |
| 2/10/1997             | --            | --                           | --  | --                     | --                         | --             | --             | --             | --                                     | --                  | 2.55  | --   |
| 8/5/1997              | --            | --                           | --  | --                     | --                         | --             | --             | --             | --                                     | --                  | 3.74  | --   |
| 11/4/1997             | --            | --                           | --  | --                     | --                         | --             | --             | --             | --                                     | --                  | 2.95  | --   |
| 2/12/1998             | --            | --                           | --  | --                     | --                         | --             | --             | --             | --                                     | --                  | --  | 3.17                                       |
| 5/15/1998             | --            | --                           | --  | --                     | --                         | --             | --             | --             | --                                     | --                  | --  | 4.06                                       |
| 8/12/1998             | --            | --                           | --  | --                     | --                         | --             | --             | --             | --                                     | --                  | --  | 3.98                                       |
| 11/12/1998            | --            | --                           | --  | --                     | --                         | --             | --             | --             | --                                     | --                  | --  | 3.39                                       |
| 3/1/1999              | --            | --                           | --  | --                     | --                         | --             | --             | --             | --                                     | --                  | --  | 3.08                                       |
| 5/12/1999             | --            | --                           | --  | --                     | --                         | --             | --             | --             | --                                     | --                  | --  | 2.77                                       |
| 8/11/1999             | --            | --                           | --  | --                     | --                         | --             | --             | --             | --                                     | --                  | --  | 2.84                                       |
| 11/4/1999             | --            | --                           | --  | --                     | --                         | --             | --             | --             | --                                     | --                  | --  | 2.43                                       |
| 2/29/2000             | --            | --                           | --  | --                     | --                         | --             | --             | --             | --                                     | --                  | --  | 2.72                                       |
| 5/8/2000              | ND            | ND                           | ND  | --                     | ND                         | ND             | ND             | ND             | --                                     | --                  | --  | 2.22                                       |
| 8/8/2000              | --            | --                           | --  | --                     | --                         | --             | --             | --             | --                                     | --                  | --  | 2.76                                       |
| 11/6/2000             | --            | --                           | --  | --                     | --                         | --             | --             | --             | --                                     | --                  | --  | 2.59                                       |
| 2/7/2001              | --            | --                           | --  | --                     | --                         | --             | --             | --             | --                                     | --                  | --  | 2.61                                       |
| 5/9/2001              | --            | --                           | --  | --                     | --                         | --             | --             | --             | --                                     | --                  | --  | 2.36                                       |
| 8/24/2001             | --            | --                           | --  | --                     | --                         | --             | --             | --             | --                                     | --                  | --  | 1.98                                       |
| 11/16/2001            | --            | --                           | --  | --                     | --                         | --             | --             | --             | --                                     | --                  | --  | 2.29                                       |
| 2/21/2002             | --            | --                           | --  | --                     | --                         | --             | --             | --             | --                                     | --                  | --  | 2.1  |
| 5/10/2002             | --            | --                           | --  | --                     | --                         | --             | --             | --             | --                                     | --                  | --  | 0.6  |

**Table 2 a**  
**ADDITIONAL HISTORIC ANALYTICAL RESULTS**  
**76 Station 3292**

| Date Sampled              | TBA<br>(µg/l) | Ethanol<br>(8260B)<br>(µg/l) | Ethylene-<br>dibromide<br>(EDB)<br>(µg/l) | EDB<br>(504)<br>(µg/l) | 1,2-DCA<br>(EDC)<br>(µg/l) | DIPE<br>(µg/l) | ETBE<br>(µg/l) | TAME<br>(µg/l) | 1,2-<br>Dichloro-<br>benzene<br>(µg/l) | pH<br>(lab)<br>(pH) | Post-purge<br>Dissolved<br>Oxygen<br>(mg/l) | Pre-purge<br>Dissolved<br>Oxygen<br>(mg/l) |
|---------------------------|---------------|------------------------------|---|------------------------|----------------------------|----------------|----------------|----------------|--|---------------------|---|--|
| <b>MW-3(SP) continued</b> |               |                              |   |                        |                            |                |                |                |  |                     |   |  |
| 8/26/2002                 | --            | --                           | --  | --                     | --                         | --             | --             | --             | --                                     | --                  | --  | 0.8  |
| 11/7/2002                 | ND<1000       | ND<5000                      | ND<20                                     | --                     | ND<20                      | ND<20          | ND<20          | ND<20          | --                                     | --                  | --  | 1.1  |
| 2/14/2003                 | --            | --                           | --  | --                     | --                         | --             | --             | --             | --                                     | --                  | --  | 0.96                                       |
| 5/12/2003                 | --            | --                           | --  | --                     | --                         | --             | --             | --             | --                                     | --                  | --  | 1.55                                       |
| 5/20/2004                 | --            | ND<50                        | --  | --                     | --                         | --             | --             | --             | --                                     | --                  | --  | --   |
| 8/25/2004                 | --            | --                           | --  | --                     | --                         | --             | --             | --             | --                                     | --                  | --  | 0.58                                       |
| 11/2/2004                 | --            | ND<50                        | --  | --                     | --                         | --             | --             | --             | --                                     | 6.85                | --  | 3.82                                       |
| 6/13/2005                 | --            | ND<50                        | --  | --                     | --                         | --             | --             | --             | --                                     | --                  | --  | 1.12                                       |
| 12/20/2005                | --            | ND<250                       | --  | --                     | --                         | --             | --             | --             | --                                     | --                  | --  | 0.90                                       |
| 3/10/2006                 | --            | --                           | --  | --                     | --                         | --             | --             | --             | --                                     | --                  | --  | 0.46                                       |
| 6/20/2006                 | --            | ND<250                       | --  | --                     | --                         | --             | --             | --             | --                                     | --                  | --  | .56  |
| 9/25/2006                 | --            | --                           | --  | --                     | --                         | --             | --             | --             | --                                     | --                  | --  | 0.54                                       |
| 12/18/2006                | --            | ND<250                       | --  | --                     | --                         | --             | --             | --             | --                                     | --                  | --  | 2.59                                       |
| 3/29/2007                 | --            | --                           | --  | --                     | --                         | --             | --             | --             | --                                     | --                  | --  | 0.83                                       |
| 6/26/2007                 | --            | ND<250                       | --  | --                     | --                         | --             | --             | --             | --                                     | --                  | --  | 4.05                                       |
| 12/18/2007                | --            | ND<250                       | --  | --                     | --                         | --             | --             | --             | --                                     | --                  | --  | 2.98                                       |
| 3/25/2008                 | --            | --                           | --  | --                     | --                         | --             | --             | --             | --                                     | --                  | --  | 2.61                                       |
| 6/18/2008                 | --            | ND<250                       | --  | --                     | --                         | --             | --             | --             | --                                     | --                  | --  | 1.30                                       |
| 9/15/2008                 | --            | --                           | --  | --                     | --                         | --             | --             | --             | --                                     | --                  | --  | 0.70                                       |
| 12/17/2008                | --            | ND<500                       | --  | --                     | --                         | --             | --             | --             | --                                     | --                  | --  | 0.89                                       |
| 3/26/2009                 | --            | --                           | --  | --                     | --                         | --             | --             | --             | --                                     | --                  | --  | 4.06                                       |
| 6/22/2009                 | --            | ND<500                       | --  | --                     | --                         | --             | --             | --             | --                                     | --                  | --  | 0.57                                       |
| 12/15/2009                | --            | ND<250                       | --  | --                     | --                         | --             | --             | --             | --                                     | --                  | --  | 0.67                                       |
| 6/30/2010                 | --            | ND<250                       | ND<0.50                                   | ND<0.010               | ND<0.50                    | --             | --             | --             | --                                     | --                  | --  | 0.86                                       |
| 12/21/2010                | --            | ND<250                       | ND<0.50                                   | --                     | ND<0.50                    | --             | --             | --             | --                                     | --                  | --  | 2.09                                       |



**Table 2 a**  
**ADDITIONAL HISTORIC ANALYTICAL RESULTS**  
**76 Station 3292**

| Date Sampled | TBA<br>(µg/l) | Ethanol<br>(8260B)<br>(µg/l) | Ethylene-<br>dibromide<br>(EDB)<br>(µg/l) | EDB<br>(504)<br>(µg/l) | 1,2-DCA<br>(EDC)<br>(µg/l) | DIPE<br>(µg/l) | ETBE<br>(µg/l) | TAME<br>(µg/l) | 1,2-<br>Dichloro-<br>benzene<br>(µg/l) | pH<br>(lab)<br>(pH) | Post-purge<br>Dissolved<br>Oxygen<br>(mg/l) | Pre-purge<br>Dissolved<br>Oxygen<br>(mg/l) |
|--------------|---------------|------------------------------|---|------------------------|----------------------------|----------------|----------------|----------------|--|---------------------|---|--|
| <b>MW-4</b>  |               |                              |   |                        |                            |                |                |                |  |                     |   |  |
| 11/2/1995    | --            | --                           | --  | --                     | --                         | --             | --             | --             | --                                     | --                  | --  | 7.91                                       |
| 2/8/1996     | --            | --                           | --  | --                     | --                         | --             | --             | --             | --                                     | --                  | --  | 2.66                                       |
| 8/9/1996     | --            | --                           | --  | --                     | --                         | --             | --             | --             | --                                     | --                  | --  | 2.92                                       |
| 11/7/1996    | --            | --                           | --  | --                     | --                         | --             | --             | --             | --                                     | --                  | 4.38  | 4.32                                       |
| 2/10/1997    | --            | --                           | --  | --                     | --                         | --             | --             | --             | --                                     | --                  | 3.87  | --   |
| 5/7/1997     | --            | --                           | --  | --                     | --                         | --             | --             | --             | --                                     | --                  | 5.12  | --   |
| 8/5/1997     | --            | --                           | --  | --                     | --                         | --             | --             | --             | --                                     | --                  | 5.12  | --   |
| 2/12/1998    | --            | --                           | --  | --                     | --                         | --             | --             | --             | --                                     | --                  | --  | 4.88                                       |
| 5/15/1998    | --            | --                           | --  | --                     | --                         | --             | --             | --             | --                                     | --                  | --  | 5.13                                       |
| 8/12/1998    | --            | --                           | --  | --                     | --                         | --             | --             | --             | --                                     | --                  | --  | 5.62                                       |
| 11/12/1998   | --            | --                           | --  | --                     | --                         | --             | --             | --             | --                                     | --                  | --  | 5.76                                       |
| 3/1/1999     | --            | --                           | --  | --                     | --                         | --             | --             | --             | --                                     | --                  | --  | 5.55                                       |
| 5/12/1999    | --            | --                           | --  | --                     | --                         | --             | --             | --             | --                                     | --                  | --  | 5.64                                       |
| 8/11/1999    | --            | --                           | --  | --                     | --                         | --             | --             | --             | --                                     | --                  | --  | 5.36                                       |
| 11/4/1999    | --            | --                           | --  | --                     | --                         | --             | --             | --             | --                                     | --                  | --  | 4.95                                       |
| 8/25/2004    | --            | --                           | --  | --                     | --                         | --             | --             | --             | --                                     | --                  | --  | 0.32                                       |
| 12/20/2005   | --            | --                           | --  | --                     | --                         | --             | --             | --             | --                                     | --                  | --  | 1.08                                       |
| 3/10/2006    | --            | --                           | --  | --                     | --                         | --             | --             | --             | --                                     | --                  | --  | 0.45                                       |
| 6/20/2006    | --            | --                           | --  | --                     | --                         | --             | --             | --             | --                                     | --                  | --  | 1.23                                       |
| 9/25/2006    | --            | --                           | --  | --                     | --                         | --             | --             | --             | --                                     | --                  | --  | 1.20                                       |
| 12/18/2006   | --            | --                           | --  | --                     | --                         | --             | --             | --             | --                                     | --                  | --  | 2.30                                       |
| 3/29/2007    | --            | --                           | --  | --                     | --                         | --             | --             | --             | --                                     | --                  | --  | 1.61                                       |
| 6/26/2007    | --            | --                           | --  | --                     | --                         | --             | --             | --             | --                                     | --                  | --  | 6.67                                       |
| 12/18/2007   | --            | --                           | --  | --                     | --                         | --             | --             | --             | --                                     | --                  | --  | 19.37                                      |
| 3/25/2008    | --            | --                           | --  | --                     | --                         | --             | --             | --             | --                                     | --                  | --  | 18.76                                      |

**Table 2 a**  
**ADDITIONAL HISTORIC ANALYTICAL RESULTS**  
**76 Station 3292**

| Date Sampled          | TBA<br>(µg/l) | Ethanol<br>(8260B)<br>(µg/l) | Ethylene-<br>dibromide<br>(EDB)<br>(µg/l) | EDB<br>(504)<br>(µg/l) | 1,2-DCA<br>(EDC)<br>(µg/l) | DIPE<br>(µg/l) | ETBE<br>(µg/l) | TAME<br>(µg/l) | 1,2-<br>Dichloro-<br>benzene<br>(µg/l) | pH<br>(lab)<br>(pH) | Post-purge<br>Dissolved<br>Oxygen<br>(mg/l) | Pre-purge<br>Dissolved<br>Oxygen<br>(mg/l) |
|-----------------------|---------------|------------------------------|---|------------------------|----------------------------|----------------|----------------|----------------|--|---------------------|---|--|
| <b>MW-4 continued</b> |               |                              |   |                        |                            |                |                |                |  |                     |   |  |
| 9/15/2008             | --            | --                           | --  | --                     | --                         | --             | --             | --             | --                                     | --                  | --  | 1.35                                       |
| 12/17/2008            | --            | --                           | --  | --                     | --                         | --             | --             | --             | --                                     | --                  | --  | 1.17                                       |
| 3/26/2009             | --            | --                           | --  | --                     | --                         | --             | --             | --             | --                                     | --                  | --  | 1.67                                       |
| 6/22/2009             | --            | --                           | --  | --                     | --                         | --             | --             | --             | --                                     | --                  | --  | 1.80                                       |
| <b>MW-5</b>           |               |                              |   |                        |                            |                |                |                |  |                     |   |  |
| 11/2/1995             | --            | --                           | --  | --                     | --                         | --             | --             | --             | --                                     | --                  | --  | 2.3  |
| 2/8/1996              | --            | --                           | --  | --                     | --                         | --             | --             | --             | --                                     | --                  | --  | 2.35                                       |
| 5/8/1996              | --            | --                           | --  | --                     | --                         | --             | --             | --             | --                                     | --                  | 1.29  | --   |
| 8/9/1996              | --            | --                           | --  | --                     | --                         | --             | --             | --             | --                                     | --                  | --  | 2.19                                       |
| 11/7/1996             | --            | --                           | --  | --                     | --                         | --             | --             | --             | --                                     | --                  | 1.82  | 1.84                                       |
| 2/10/1997             | --            | --                           | --  | --                     | --                         | --             | --             | --             | --                                     | --                  | 2.07  | --   |
| 8/5/1997              | --            | --                           | --  | --                     | --                         | --             | --             | --             | --                                     | --                  | 2.36  | --   |
| 11/4/1997             | --            | --                           | --  | --                     | --                         | --             | --             | --             | --                                     | --                  | 1.99  | --   |
| 2/12/1998             | --            | --                           | --  | --                     | --                         | --             | --             | --             | --                                     | --                  | --  | 1.79                                       |
| 5/15/1998             | --            | --                           | --  | --                     | --                         | --             | --             | --             | --                                     | --                  | --  | 1.66                                       |
| 8/12/1998             | --            | --                           | --  | --                     | --                         | --             | --             | --             | --                                     | --                  | --  | 1.71                                       |
| 11/12/1998            | --            | --                           | --  | --                     | --                         | --             | --             | --             | --                                     | --                  | --  | 1.81                                       |
| 3/1/1999              | --            | --                           | --  | --                     | --                         | --             | --             | --             | --                                     | --                  | --  | 1.67                                       |
| 5/12/1999             | --            | --                           | --  | --                     | --                         | --             | --             | --             | --                                     | --                  | --  | 1.73                                       |
| 8/11/1999             | --            | --                           | --  | --                     | --                         | --             | --             | --             | --                                     | --                  | --  | 1.83                                       |
| 11/4/1999             | --            | --                           | --  | --                     | --                         | --             | --             | --             | --                                     | --                  | --  | 1.77                                       |
| 2/29/2000             | --            | --                           | --  | --                     | --                         | --             | --             | --             | --                                     | --                  | --  | 2.23                                       |
| 5/8/2000              | --            | --                           | --  | --                     | --                         | --             | --             | --             | --                                     | --                  | --  | 2.58                                       |
| 8/8/2000              | --            | --                           | --  | --                     | --                         | --             | --             | --             | --                                     | --                  | --  | 2.19                                       |
| 11/6/2000             | --            | --                           | --  | --                     | --                         | --             | --             | --             | --                                     | --                  | --  | 1.85                                       |

**Table 2 a**  
**ADDITIONAL HISTORIC ANALYTICAL RESULTS**  
**76 Station 3292**

| Date Sampled          | TBA<br>(µg/l) | Ethanol<br>(8260B)<br>(µg/l) | Ethylene-<br>dibromide<br>(EDB)<br>(µg/l) | EDB<br>(504)<br>(µg/l) | 1,2-DCA<br>(EDC)<br>(µg/l) | DIPE<br>(µg/l) | ETBE<br>(µg/l) | TAME<br>(µg/l) | 1,2-<br>Dichloro-<br>benzene<br>(µg/l) | pH<br>(lab)<br>(pH) | Post-purge<br>Dissolved<br>Oxygen<br>(mg/l) | Pre-purge<br>Dissolved<br>Oxygen<br>(mg/l) |
|-----------------------|---------------|------------------------------|---|------------------------|----------------------------|----------------|----------------|----------------|--|---------------------|---|--|
| <b>MW-5 continued</b> |               |                              |   |                        |                            |                |                |                |  |                     |   |  |
| 2/7/2001              | --            | --                           | --  | --                     | --                         | --             | --             | --             | --                                     | --                  | --  | 2.36                                       |
| 5/9/2001              | --            | --                           | --  | --                     | --                         | --             | --             | --             | --                                     | --                  | --  | 2.18                                       |
| 8/24/2001             | --            | --                           | --  | --                     | --                         | --             | --             | --             | --                                     | --                  | --  | 1.28                                       |
| 11/16/2001            | --            | --                           | --  | --                     | --                         | --             | --             | --             | --                                     | --                  | --  | 1.89                                       |
| 2/21/2002             | --            | --                           | --  | --                     | --                         | --             | --             | --             | --                                     | --                  | --  | 1.45                                       |
| 5/10/2002             | --            | --                           | --  | --                     | --                         | --             | --             | --             | --                                     | --                  | --  | 0.5  |
| 8/26/2002             | --            | --                           | --  | --                     | --                         | --             | --             | --             | --                                     | --                  | --  | 0.6  |
| 11/7/2002             | ND<500        | ND<2500                      | ND<10                                     | --                     | ND<10                      | ND<10          | ND<10          | ND<10          | --                                     | --                  | --  | 1.04                                       |
| 2/14/2003             | --            | --                           | --  | --                     | --                         | --             | --             | --             | --                                     | --                  | --  | 1.41                                       |
| 5/12/2003             | --            | --                           | --  | --                     | --                         | --             | --             | --             | --                                     | --                  | --  | 1.69                                       |
| 11/13/2003            | --            | ND<20000                     | --  | --                     | --                         | --             | --             | --             | --                                     | --                  | --  | --   |
| 5/20/2004             | --            | ND<2000                      | --  | --                     | --                         | --             | --             | --             | --                                     | --                  | --  | --   |
| 8/25/2004             | --            | --                           | --  | --                     | --                         | --             | --             | --             | --                                     | --                  | --  | 0.27                                       |
| 11/2/2004             | --            | ND<2000                      | --  | --                     | --                         | --             | --             | --             | --                                     | 6.60                | --  | --   |
| 6/13/2005             | --            | ND<1000                      | --  | --                     | --                         | --             | --             | --             | --                                     | --                  | --  | 2.32                                       |
| 12/20/2005            | --            | ND<12000                     | --  | --                     | --                         | --             | --             | --             | --                                     | --                  | --  | 1.40                                       |
| 3/10/2006             | --            | --                           | --  | --                     | --                         | --             | --             | --             | --                                     | --                  | --  | 0.43                                       |
| 6/20/2006             | --            | ND<6200                      | --  | --                     | --                         | --             | --             | --             | --                                     | --                  | --  | .53  |
| 9/25/2006             | --            | --                           | --  | --                     | --                         | --             | --             | --             | --                                     | --                  | --  | 0.57                                       |
| 12/18/2006            | --            | ND<250                       | --  | --                     | --                         | --             | --             | --             | --                                     | --                  | --  | 3.03                                       |
| 3/29/2007             | --            | --                           | --  | --                     | --                         | --             | --             | --             | --                                     | --                  | --  | 2.77                                       |
| 6/26/2007             | --            | ND<250                       | --  | --                     | --                         | --             | --             | --             | --                                     | --                  | --  | 4.70                                       |
| 12/18/2007            | --            | ND<1200                      | --  | --                     | --                         | --             | --             | --             | --                                     | --                  | --  | 2.99                                       |
| 3/25/2008             | --            | --                           | --  | --                     | --                         | --             | --             | --             | --                                     | --                  | --  | 2.76                                       |
| 6/18/2008             | --            | ND<2500                      | --  | --                     | --                         | --             | --             | --             | --                                     | --                  | --  | .96  |

**Table 2 a**  
**ADDITIONAL HISTORIC ANALYTICAL RESULTS**  
**76 Station 3292**

| Date Sampled          | TBA<br>(µg/l) | Ethanol<br>(8260B)<br>(µg/l) | Ethylene-<br>dibromide<br>(EDB)<br>(µg/l) | EDB<br>(504)<br>(µg/l) | 1,2-DCA<br>(EDC)<br>(µg/l) | DIPE<br>(µg/l) | ETBE<br>(µg/l) | TAME<br>(µg/l) | 1,2-<br>Dichloro-<br>benzene<br>(µg/l) | pH<br>(lab)<br>(pH) | Post-purge<br>Dissolved<br>Oxygen<br>(mg/l) | Pre-purge<br>Dissolved<br>Oxygen<br>(mg/l) |
|-----------------------|---------------|------------------------------|---|------------------------|----------------------------|----------------|----------------|----------------|--|---------------------|---|--|
| <b>MW-5 continued</b> |               |                              |   |                        |                            |                |                |                |  |                     |   |  |
| 9/15/2008             | --            | --                           | --  | --                     | --                         | --             | --             | --             | --                                     | --                  | --  | 1.22                                       |
| 12/17/2008            | --            | ND<2500                      | --  | --                     | --                         | --             | --             | --             | --                                     | --                  | --  | 0.90                                       |
| 3/26/2009             | --            | --                           | --  | --                     | --                         | --             | --             | --             | --                                     | --                  | --  | 0.63                                       |
| 6/22/2009             | --            | ND<3100                      | --  | --                     | --                         | --             | --             | --             | --                                     | --                  | --  | 0.70                                       |
| 12/15/2009            | --            | ND<250                       | --  | --                     | --                         | --             | --             | --             | --                                     | --                  | --  | 1.14                                       |
| 6/30/2010             | --            | ND<250                       | ND<0.50                                   | ND<0.010               | ND<0.50                    | --             | --             | --             | --                                     | --                  | --  | 0.67                                       |
| 12/21/2010            | --            | ND<2500                      | ND<5.0                                    | --                     | ND<5.0                     | --             | --             | --             | --                                     | --                  | --  | 2.20                                       |
| <b>MW-6</b>           |               |                              |   |                        |                            |                |                |                |  |                     |   |  |
| 11/2/1995             | --            | --                           | --  | --                     | --                         | --             | --             | --             | --                                     | --                  | --  | 4.55                                       |
| 2/8/1996              | --            | --                           | --  | --                     | --                         | --             | --             | --             | --                                     | --                  | --  | 3.77                                       |
| 5/8/1996              | --            | --                           | --  | --                     | --                         | --             | --             | --             | --                                     | --                  | 3.4   | --   |
| 8/9/1996              | --            | --                           | --  | --                     | --                         | --             | --             | --             | --                                     | --                  | --  | 3.53                                       |
| 11/7/1996             | --            | --                           | --  | --                     | --                         | --             | --             | --             | --                                     | --                  | 4.06  | 3.99                                       |
| 2/10/1997             | --            | --                           | --  | --                     | --                         | --             | --             | --             | --                                     | --                  | 3.85  | --   |
| 8/5/1997              | --            | --                           | --  | --                     | --                         | --             | --             | --             | --                                     | --                  | 5.37  | --   |
| 11/4/1997             | --            | --                           | --  | --                     | --                         | --             | --             | --             | --                                     | --                  | 3.67  | --   |
| 2/12/1998             | --            | --                           | --  | --                     | --                         | --             | --             | --             | --                                     | --                  | --  | 4.05                                       |
| 5/15/1998             | --            | --                           | --  | --                     | --                         | --             | --             | --             | --                                     | --                  | --  | 5.28                                       |
| 8/12/1998             | --            | --                           | --  | --                     | --                         | --             | --             | --             | --                                     | --                  | --  | 4.96                                       |
| 11/12/1998            | --            | --                           | --  | --                     | --                         | --             | --             | --             | --                                     | --                  | --  | 5.36                                       |
| 3/1/1999              | --            | --                           | --  | --                     | --                         | --             | --             | --             | --                                     | --                  | --  | 4.97                                       |
| 5/12/1999             | --            | --                           | --  | --                     | --                         | --             | --             | --             | --                                     | --                  | --  | 5.47                                       |
| 8/11/1999             | --            | --                           | --  | --                     | --                         | --             | --             | --             | --                                     | --                  | --  | 5.19                                       |
| 11/4/1999             | --            | --                           | --  | --                     | --                         | --             | --             | --             | --                                     | --                  | --  | 5.38                                       |
| 8/25/2004             | --            | --                           | --  | --                     | --                         | --             | --             | --             | --                                     | --                  | --  | 0.43                                       |

**Table 2 a**  
**ADDITIONAL HISTORIC ANALYTICAL RESULTS**  
**76 Station 3292**

| Date Sampled          | TBA<br>(µg/l) | Ethanol<br>(8260B)<br>(µg/l) | Ethylene-<br>dibromide<br>(EDB)<br>(µg/l) | EDB<br>(504)<br>(µg/l) | 1,2-DCA<br>(EDC)<br>(µg/l) | DIPE<br>(µg/l) | ETBE<br>(µg/l) | TAME<br>(µg/l) | 1,2-<br>Dichloro-<br>benzene<br>(µg/l) | pH<br>(lab)<br>(pH) | Post-purge<br>Dissolved<br>Oxygen<br>(mg/l) | Pre-purge<br>Dissolved<br>Oxygen<br>(mg/l) |
|-----------------------|---------------|------------------------------|---|------------------------|----------------------------|----------------|----------------|----------------|--|---------------------|---|--|
| <b>MW-6 continued</b> |               |                              |   |                        |                            |                |                |                |  |                     |   |  |
| 12/20/2005            | --            | --                           | --  | --                     | --                         | --             | --             | --             | --                                     | --                  | --  | 1.16                                       |
| 3/10/2006             | --            | --                           | --  | --                     | --                         | --             | --             | --             | --                                     | --                  | --  | 2.78                                       |
| 6/20/2006             | --            | --                           | --  | --                     | --                         | --             | --             | --             | --                                     | --                  | --  | 2.69                                       |
| 9/25/2006             | --            | --                           | --  | --                     | --                         | --             | --             | --             | --                                     | --                  | --  | 2.64                                       |
| 12/18/2006            | --            | --                           | --  | --                     | --                         | --             | --             | --             | --                                     | --                  | --  | 3.01                                       |
| 3/29/2007             | --            | --                           | --  | --                     | --                         | --             | --             | --             | --                                     | --                  | --  | 2.41                                       |
| 6/26/2007             | --            | --                           | --  | --                     | --                         | --             | --             | --             | --                                     | --                  | --  | 8.90                                       |
| 12/18/2007            | --            | --                           | --  | --                     | --                         | --             | --             | --             | --                                     | --                  | --  | 4.51                                       |
| 3/25/2008             | --            | --                           | --  | --                     | --                         | --             | --             | --             | --                                     | --                  | --  | 3.98                                       |
| 9/15/2008             | --            | --                           | --  | --                     | --                         | --             | --             | --             | --                                     | --                  | --  | 1.26                                       |
| 12/17/2008            | --            | --                           | --  | --                     | --                         | --             | --             | --             | --                                     | --                  | --  | 1.08                                       |
| 3/26/2009             | --            | --                           | --  | --                     | --                         | --             | --             | --             | --                                     | --                  | --  | 2.85                                       |
| 6/22/2009             | --            | --                           | --  | --                     | --                         | --             | --             | --             | --                                     | --                  | --  | 2.70                                       |
| <b>MW-7</b>           |               |                              |   |                        |                            |                |                |                |  |                     |   |  |
| 2/8/1996              | --            | --                           | --  | --                     | --                         | --             | --             | --             | --                                     | --                  | --  | 2.67                                       |
| 5/8/1996              | --            | --                           | --  | --                     | --                         | --             | --             | --             | --                                     | --                  | 2.20  | --   |
| 8/9/1996              | --            | --                           | --  | --                     | --                         | --             | --             | --             | --                                     | --                  | --  | 2.37                                       |
| 11/7/1996             | --            | --                           | --  | --                     | --                         | --             | --             | --             | --                                     | --                  | 2.28  | 2.22                                       |
| 2/11/1997             | --            | --                           | --  | --                     | --                         | --             | --             | --             | --                                     | --                  | 2.33  | --   |
| 8/5/1997              | --            | --                           | --  | --                     | --                         | --             | --             | --             | --                                     | --                  | 2.69  | --   |
| 11/4/1997             | --            | --                           | --  | --                     | --                         | --             | --             | --             | --                                     | --                  | 2.82  | --   |
| 2/12/1998             | --            | --                           | --  | --                     | --                         | --             | --             | --             | --                                     | --                  | --  | 3.24                                       |
| 5/15/1998             | --            | --                           | --  | --                     | --                         | --             | --             | --             | --                                     | --                  | --  | 2.95                                       |
| 8/12/1998             | --            | --                           | --  | --                     | --                         | --             | --             | --             | --                                     | --                  | --  | 3.19                                       |
| 11/12/1998            | --            | --                           | --  | --                     | --                         | --             | --             | --             | --                                     | --                  | --  | 2.04                                       |

**Table 2 a**  
**ADDITIONAL HISTORIC ANALYTICAL RESULTS**  
**76 Station 3292**

| Date Sampled          | TBA<br>(µg/l) | Ethanol<br>(8260B)<br>(µg/l) | Ethylene-<br>dibromide<br>(EDB)<br>(µg/l) | EDB<br>(504)<br>(µg/l) | 1,2-DCA<br>(EDC)<br>(µg/l) | DIPE<br>(µg/l) | ETBE<br>(µg/l) | TAME<br>(µg/l) | 1,2-<br>Dichloro-<br>benzene<br>(µg/l) | pH<br>(lab)<br>(pH) | Post-purge<br>Dissolved<br>Oxygen<br>(mg/l) | Pre-purge<br>Dissolved<br>Oxygen<br>(mg/l) |
|-----------------------|---------------|------------------------------|---|------------------------|----------------------------|----------------|----------------|----------------|--|---------------------|---|--|
| <b>MW-7 continued</b> |               |                              |   |                        |                            |                |                |                |  |                     |   |  |
| 3/1/1999              | --            | --                           | --  | --                     | --                         | --             | --             | --             | --                                     | --                  | --  | 2.64                                       |
| 5/12/1999             | --            | --                           | --  | --                     | --                         | --             | --             | --             | --                                     | --                  | --  | 3.05                                       |
| 8/11/1999             | --            | --                           | --  | --                     | --                         | --             | --             | --             | --                                     | --                  | --  | 2.69                                       |
| 11/4/1999             | --            | --                           | --  | --                     | --                         | --             | --             | --             | --                                     | --                  | --  | 2.47                                       |
| 2/29/2000             | --            | --                           | --  | --                     | --                         | --             | --             | --             | --                                     | --                  | --  | 2.31                                       |
| 5/8/2000              | --            | --                           | --  | --                     | --                         | --             | --             | --             | --                                     | --                  | --  | 2.16                                       |
| 8/8/2000              | --            | --                           | --  | --                     | --                         | --             | --             | --             | --                                     | --                  | --  | 1.88                                       |
| 11/6/2000             | --            | --                           | --  | --                     | --                         | --             | --             | --             | --                                     | --                  | --  | 1.96                                       |
| 2/7/2001              | --            | --                           | --  | --                     | --                         | --             | --             | --             | --                                     | --                  | --  | 2.08                                       |
| 5/9/2001              | --            | --                           | --  | --                     | --                         | --             | --             | --             | --                                     | --                  | --  | 1.81                                       |
| 8/24/2001             | --            | --                           | --  | --                     | --                         | --             | --             | --             | --                                     | --                  | --  | 1.53                                       |
| 11/16/2001            | --            | --                           | --  | --                     | --                         | --             | --             | --             | --                                     | --                  | --  | 1.92                                       |
| 2/21/2002             | --            | --                           | --  | --                     | --                         | --             | --             | --             | --                                     | --                  | --  | 1.79                                       |
| 5/10/2002             | --            | --                           | --  | --                     | --                         | --             | --             | --             | --                                     | --                  | --  | 0.7  |
| 8/26/2002             | --            | --                           | --  | --                     | --                         | --             | --             | --             | --                                     | --                  | --  | 0.8  |
| 11/7/2002             | ND<100        | ND<500                       | ND<2.0                                    | --                     | ND<2.0                     | ND<2.0         | ND<2.0         | ND<2.0         | --                                     | --                  | --  | 1.26                                       |
| 2/14/2003             | --            | --                           | --  | --                     | --                         | --             | --             | --             | --                                     | --                  | --  | 1.16                                       |
| 5/12/2003             | --            | --                           | --  | --                     | --                         | --             | --             | --             | --                                     | --                  | --  | 1.84                                       |
| 11/13/2003            | --            | ND<10000                     | --  | --                     | --                         | --             | --             | --             | --                                     | --                  | --  | --   |
| 5/20/2004             | --            | ND<1000                      | --  | --                     | --                         | --             | --             | --             | --                                     | --                  | --  | --   |
| 8/25/2004             | --            | --                           | --  | --                     | --                         | --             | --             | --             | --                                     | --                  | --  | 0.49                                       |
| 11/2/2004             | --            | ND<1000                      | --  | --                     | --                         | --             | --             | --             | --                                     | 6.73                | --  | 2.84                                       |
| 6/13/2005             | --            | ND<500                       | --  | --                     | --                         | --             | --             | --             | --                                     | --                  | --  | 3.73                                       |
| 12/20/2005            | --            | ND<250                       | --  | --                     | --                         | --             | --             | --             | --                                     | --                  | --  | 1.20                                       |
| 3/10/2006             | --            | --                           | --  | --                     | --                         | --             | --             | --             | --                                     | --                  | --  | 0.41                                       |

**Table 2 a**  
**ADDITIONAL HISTORIC ANALYTICAL RESULTS**  
**76 Station 3292**

| Date Sampled          | TBA<br>(µg/l) | Ethanol<br>(8260B)<br>(µg/l) | Ethylene-<br>dibromide<br>(EDB)<br>(µg/l) | EDB<br>(504)<br>(µg/l) | 1,2-DCA<br>(EDC)<br>(µg/l) | DIPE<br>(µg/l) | ETBE<br>(µg/l) | TAME<br>(µg/l) | 1,2-<br>Dichloro-<br>benzene<br>(µg/l) | pH<br>(lab)<br>(pH) | Post-purge<br>Dissolved<br>Oxygen<br>(mg/l) | Pre-purge<br>Dissolved<br>Oxygen<br>(mg/l) |
|-----------------------|---------------|------------------------------|---|------------------------|----------------------------|----------------|----------------|----------------|--|---------------------|---|--|
| <b>MW-7 continued</b> |               |                              |   |                        |                            |                |                |                |  |                     |   |  |
| 6/20/2006             | --            | ND<1200                      | --  | --                     | --                         | --             | --             | --             | --                                     | --                  | --  | .61  |
| 9/25/2006             | --            | --                           | --  | --                     | --                         | --             | --             | --             | --                                     | --                  | --  | 0.63                                       |
| 12/18/2006            | --            | ND<250                       | --  | --                     | --                         | --             | --             | --             | --                                     | --                  | --  | 3.03                                       |
| 3/29/2007             | --            | --                           | --  | --                     | --                         | --             | --             | --             | --                                     | --                  | --  | 2.63                                       |
| 6/26/2007             | --            | ND<250                       | --  | --                     | --                         | --             | --             | --             | --                                     | --                  | --  | 6.81                                       |
| 12/18/2007            | --            | ND<1200                      | --  | --                     | --                         | --             | --             | --             | --                                     | --                  | --  | 4.75                                       |
| 3/25/2008             | --            | --                           | --  | --                     | --                         | --             | --             | --             | --                                     | --                  | --  | 5.02                                       |
| 6/18/2008             | --            | ND<1200                      | --  | --                     | --                         | --             | --             | --             | --                                     | --                  | --  | 1.25                                       |
| 9/15/2008             | --            | --                           | --  | --                     | --                         | --             | --             | --             | --                                     | --                  | --  | 0.67                                       |
| 12/17/2008            | --            | ND<2500                      | --  | --                     | --                         | --             | --             | --             | --                                     | --                  | --  | 0.79                                       |
| 3/26/2009             | --            | --                           | --  | --                     | --                         | --             | --             | --             | --                                     | --                  | --  | 0.66                                       |
| 6/22/2009             | --            | ND<1200                      | --  | --                     | --                         | --             | --             | --             | --                                     | --                  | --  | 0.79                                       |
| 12/15/2009            | --            | ND<250                       | --  | --                     | --                         | --             | --             | --             | --                                     | --                  | --  | 0.61                                       |
| 6/30/2010             | --            | ND<250                       | ND<0.50                                   | --                     | ND<0.50                    | --             | --             | --             | --                                     | --                  | --  | 0.91                                       |
| 12/21/2010            | --            | ND<1200                      | ND<2.5                                    | --                     | ND<2.5                     | --             | --             | --             | --                                     | --                  | --  | 2.33                                       |
| <b>MW-8</b>           |               |                              |   |                        |                            |                |                |                |  |                     |   |  |
| 2/8/1996              | --            | --                           | --  | --                     | --                         | --             | --             | --             | --                                     | --                  | --  | 3.85                                       |
| 5/8/1996              | --            | --                           | --  | --                     | --                         | --             | --             | --             | --                                     | --                  | 2.09  | --   |
| 8/9/1996              | --            | --                           | --  | --                     | --                         | --             | --             | --             | --                                     | --                  | --  | 2.56                                       |
| 11/7/1996             | --            | --                           | --  | --                     | --                         | --             | --             | --             | --                                     | --                  | 1.84  | 1.67                                       |
| 2/10/1997             | --            | --                           | --  | --                     | --                         | --             | --             | --             | --                                     | --                  | 2.1   | --   |
| 8/5/1997              | --            | --                           | --  | --                     | --                         | --             | --             | --             | --                                     | --                  | 3.04  | --   |
| 11/4/1997             | --            | --                           | --  | --                     | --                         | --             | --             | --             | --                                     | --                  | 2.11  | --   |
| 2/12/1998             | --            | --                           | --  | --                     | --                         | --             | --             | --             | --                                     | --                  | --  | 1.98                                       |
| 5/15/1998             | --            | --                           | --  | --                     | --                         | --             | --             | --             | --                                     | --                  | --  | 2.44                                       |

**Table 2 a**  
**ADDITIONAL HISTORIC ANALYTICAL RESULTS**  
**76 Station 3292**

| Date Sampled          | TBA<br>(µg/l) | Ethanol<br>(8260B)<br>(µg/l) | Ethylene-<br>dibromide<br>(EDB)<br>(µg/l) | EDB<br>(504)<br>(µg/l) | 1,2-DCA<br>(EDC)<br>(µg/l) | DIPE<br>(µg/l) | ETBE<br>(µg/l) | TAME<br>(µg/l) | 1,2-<br>Dichloro-<br>benzene<br>(µg/l) | pH<br>(lab)<br>(pH) | Post-purge<br>Dissolved<br>Oxygen<br>(mg/l) | Pre-purge<br>Dissolved<br>Oxygen<br>(mg/l) |
|-----------------------|---------------|------------------------------|---|------------------------|----------------------------|----------------|----------------|----------------|--|---------------------|---|--|
| <b>MW-8 continued</b> |               |                              |   |                        |                            |                |                |                |  |                     |   |  |
| 8/12/1998             | --            | --                           | --  | --                     | --                         | --             | --             | --             | --                                     | --                  | --  | 2.83                                       |
| 11/12/1998            | --            | --                           | --  | --                     | --                         | --             | --             | --             | --                                     | --                  | --  | 3.16                                       |
| 3/1/1999              | --            | --                           | --  | --                     | --                         | --             | --             | --             | --                                     | --                  | --  | 2.81                                       |
| 5/12/1999             | --            | --                           | --  | --                     | --                         | --             | --             | --             | --                                     | --                  | --  | 2.74                                       |
| 8/11/1999             | --            | --                           | --  | --                     | --                         | --             | --             | --             | --                                     | --                  | --  | 3.04                                       |
| 11/4/1999             | --            | --                           | --  | --                     | --                         | --             | --             | --             | --                                     | --                  | --  | 3.41                                       |
| 2/29/2000             | --            | --                           | --  | --                     | --                         | --             | --             | --             | --                                     | --                  | --  | 3.77                                       |
| 5/8/2000              | --            | --                           | --  | --                     | --                         | --             | --             | --             | --                                     | --                  | --  | 3.97                                       |
| 8/8/2000              | --            | --                           | --  | --                     | --                         | --             | --             | --             | --                                     | --                  | --  | 3.59                                       |
| 11/6/2000             | --            | --                           | --  | --                     | --                         | --             | --             | --             | --                                     | --                  | --  | 3.71                                       |
| 2/7/2001              | --            | --                           | --  | --                     | --                         | --             | --             | --             | --                                     | --                  | --  | 3.19                                       |
| 5/9/2001              | --            | --                           | --  | --                     | --                         | --             | --             | --             | --                                     | --                  | --  | 3.59                                       |
| 8/24/2001             | --            | --                           | --  | --                     | --                         | --             | --             | --             | --                                     | --                  | --  | 2.67                                       |
| 11/16/2001            | --            | --                           | --  | --                     | --                         | --             | --             | --             | --                                     | --                  | --  | 2.64                                       |
| 2/21/2002             | --            | --                           | --  | --                     | --                         | --             | --             | --             | --                                     | --                  | --  | 2.88                                       |
| 5/10/2002             | --            | --                           | --  | --                     | --                         | --             | --             | --             | --                                     | --                  | --  | 0.7  |
| 8/26/2002             | --            | --                           | --  | --                     | --                         | --             | --             | --             | --                                     | --                  | --  | 1  |
| 11/7/2002             | ND<100        | ND<500                       | ND<2.0                                    | --                     | ND<2.0                     | ND<2.0         | ND<2.0         | ND<2.0         | --                                     | --                  | --  | 1.74                                       |
| 2/14/2003             | --            | --                           | --  | --                     | --                         | --             | --             | --             | --                                     | --                  | --  | 1.88                                       |
| 5/12/2003             | --            | --                           | --  | --                     | --                         | --             | --             | --             | --                                     | --                  | --  | 2.16                                       |
| 6/13/2005             | --            | ND<50                        | --  | --                     | --                         | --             | --             | --             | --                                     | --                  | --  | 2.28                                       |
| 12/20/2005            | --            | ND<250                       | --  | --                     | --                         | --             | --             | --             | --                                     | --                  | --  | 1.15                                       |
| 3/10/2006             | --            | --                           | --  | --                     | --                         | --             | --             | --             | --                                     | --                  | --  | 0.47                                       |
| 6/20/2006             | --            | ND<250                       | --  | --                     | --                         | --             | --             | --             | --                                     | --                  | --  | 5.54                                       |
| 9/25/2006             | --            | --                           | --  | --                     | --                         | --             | --             | --             | --                                     | --                  | --  | 3.62                                       |



**Table 2 a**  
**ADDITIONAL HISTORIC ANALYTICAL RESULTS**  
**76 Station 3292**

| Date Sampled          | TBA<br>(µg/l) | Ethanol<br>(8260B)<br>(µg/l) | Ethylene-<br>dibromide<br>(EDB)<br>(µg/l) | EDB<br>(504)<br>(µg/l) | 1,2-DCA<br>(EDC)<br>(µg/l) | DIPE<br>(µg/l) | ETBE<br>(µg/l) | TAME<br>(µg/l) | 1,2-<br>Dichloro-<br>benzene<br>(µg/l) | pH<br>(lab)<br>(pH) | Post-purge<br>Dissolved<br>Oxygen<br>(mg/l) | Pre-purge<br>Dissolved<br>Oxygen<br>(mg/l) |
|-----------------------|---------------|------------------------------|---|------------------------|----------------------------|----------------|----------------|----------------|--|---------------------|---|--|
| <b>MW-8 continued</b> |               |                              |   |                        |                            |                |                |                |  |                     |   |  |
| 12/18/2006            | --            | ND<250                       | --  | --                     | --                         | --             | --             | --             | --                                     | --                  | --  | 2.72                                       |
| 3/29/2007             | --            | --                           | --  | --                     | --                         | --             | --             | --             | --                                     | --                  | --  | 0.76                                       |
| 6/26/2007             | --            | ND<250                       | --  | --                     | --                         | --             | --             | --             | --                                     | --                  | --  | 6.07                                       |
| 12/18/2007            | --            | ND<250                       | --  | --                     | --                         | --             | --             | --             | --                                     | --                  | --  | 4.75                                       |
| 3/25/2008             | --            | --                           | --  | --                     | --                         | --             | --             | --             | --                                     | --                  | --  | 4.41                                       |
| 6/18/2008             | --            | ND<250                       | --  | --                     | --                         | --             | --             | --             | --                                     | --                  | --  | 1.13                                       |
| 9/15/2008             | --            | --                           | --  | --                     | --                         | --             | --             | --             | --                                     | --                  | --  | 0.69                                       |
| 12/17/2008            | --            | ND<250                       | --  | --                     | --                         | --             | --             | --             | --                                     | --                  | --  | 0.70                                       |
| 3/26/2009             | --            | --                           | --  | --                     | --                         | --             | --             | --             | --                                     | --                  | --  | 2.24                                       |
| 6/22/2009             | --            | ND<250                       | --  | --                     | --                         | --             | --             | --             | --                                     | --                  | --  | 0.45                                       |
| 12/15/2009            | --            | ND<250                       | --  | --                     | --                         | --             | --             | --             | --                                     | --                  | --  | 0.60                                       |
| 6/30/2010             | --            | ND<250                       | ND<0.50                                   | --                     | ND<0.50                    | --             | --             | --             | --                                     | --                  | --  | 0.86                                       |
| 12/21/2010            | --            | ND<250                       | ND<0.50                                   | --                     | ND<0.50                    | --             | --             | --             | --                                     | --                  | --  | 2.81                                       |
| <b>MW-9</b>           |               |                              |   |                        |                            |                |                |                |  |                     |   |  |
| 2/8/1996              | --            | --                           | --  | --                     | --                         | --             | --             | --             | --                                     | --                  | --  | 3.62                                       |
| 5/8/1996              | --            | --                           | --  | --                     | --                         | --             | --             | --             | --                                     | --                  | 2.2   | --   |
| 8/9/1996              | --            | --                           | --  | --                     | --                         | --             | --             | --             | --                                     | --                  | --  | 2.51                                       |
| 11/7/1996             | --            | --                           | --  | --                     | --                         | --             | --             | --             | --                                     | --                  | 2.02  | 2.06                                       |
| 2/10/1997             | --            | --                           | --  | --                     | --                         | --             | --             | --             | --                                     | --                  | 1.96  | --   |
| 8/5/1997              | --            | --                           | --  | --                     | --                         | --             | --             | --             | --                                     | --                  | 2.57  | --   |
| 11/4/1997             | --            | --                           | --  | --                     | --                         | --             | --             | --             | --                                     | --                  | 2.6   | --   |
| 2/12/1998             | --            | --                           | --  | --                     | --                         | --             | --             | --             | --                                     | --                  | --  | 2.27                                       |
| 5/15/1998             | --            | --                           | --  | --                     | --                         | --             | --             | --             | --                                     | --                  | --  | 2.62                                       |
| 8/12/1998             | --            | --                           | --  | --                     | --                         | --             | --             | --             | --                                     | --                  | --  | 1.9  |
| 11/12/1998            | --            | --                           | --  | --                     | --                         | --             | --             | --             | --                                     | --                  | --  | 1.38                                       |

**Table 2 a**  
**ADDITIONAL HISTORIC ANALYTICAL RESULTS**  
**76 Station 3292**

| Date Sampled          | TBA<br>(µg/l) | Ethanol<br>(8260B)<br>(µg/l) | Ethylene-<br>dibromide<br>(EDB)<br>(µg/l) | EDB<br>(504)<br>(µg/l) | 1,2-DCA<br>(EDC)<br>(µg/l) | DIPE<br>(µg/l) | ETBE<br>(µg/l) | TAME<br>(µg/l) | 1,2-<br>Dichloro-<br>benzene<br>(µg/l) | pH<br>(lab)<br>(pH) | Post-purge<br>Dissolved<br>Oxygen<br>(mg/l) | Pre-purge<br>Dissolved<br>Oxygen<br>(mg/l) |
|-----------------------|---------------|------------------------------|---|------------------------|----------------------------|----------------|----------------|----------------|--|---------------------|---|--|
| <b>MW-9 continued</b> |               |                              |   |                        |                            |                |                |                |  |                     |   |  |
| 3/1/1999              | --            | --                           | --  | --                     | --                         | --             | --             | --             | --                                     | --                  | --  | 1.78                                       |
| 5/12/1999             | --            | --                           | --  | --                     | --                         | --             | --             | --             | --                                     | --                  | --  | 2.26                                       |
| 8/11/1999             | --            | --                           | --  | --                     | --                         | --             | --             | --             | --                                     | --                  | --  | 2.42                                       |
| 11/4/1999             | --            | --                           | --  | --                     | --                         | --             | --             | --             | --                                     | --                  | --  | 2.71                                       |
| 2/29/2000             | --            | --                           | --  | --                     | --                         | --             | --             | --             | --                                     | --                  | --  | 3.05                                       |
| 5/8/2000              | --            | --                           | --  | --                     | --                         | --             | --             | --             | --                                     | --                  | --  | 3.77                                       |
| 8/8/2000              | --            | --                           | --  | --                     | --                         | --             | --             | --             | --                                     | --                  | --  | 3.39                                       |
| 11/6/2000             | --            | --                           | --  | --                     | --                         | --             | --             | --             | --                                     | --                  | --  | 4.06                                       |
| 2/7/2001              | --            | --                           | --  | --                     | --                         | --             | --             | --             | --                                     | --                  | --  | 3.46                                       |
| 5/9/2001              | --            | --                           | --  | --                     | --                         | --             | --             | --             | --                                     | --                  | --  | 4.33                                       |
| 8/24/2001             | --            | --                           | --  | --                     | --                         | --             | --             | --             | --                                     | --                  | --  | 2.36                                       |
| 11/16/2001            | --            | --                           | --  | --                     | --                         | --             | --             | --             | --                                     | --                  | --  | 2.48                                       |
| 2/21/2002             | --            | --                           | --  | --                     | --                         | --             | --             | --             | --                                     | --                  | --  | 2.8  |
| 5/10/2002             | --            | --                           | --  | --                     | --                         | --             | --             | --             | --                                     | --                  | --  | 0.6  |
| 8/26/2002             | --            | --                           | --  | --                     | --                         | --             | --             | --             | --                                     | --                  | --  | 0.8  |
| 11/7/2002             | ND<100        | --                           | ND<2.0                                    | --                     | ND<2.0                     | ND<2.0         | ND<2.0         | ND<2.0         | --                                     | --                  | --  | 1.32                                       |
| 2/14/2003             | --            | --                           | --  | --                     | --                         | --             | --             | --             | --                                     | --                  | --  | 2.17                                       |
| 5/12/2003             | --            | --                           | --  | --                     | --                         | --             | --             | --             | --                                     | --                  | --  | 1.94                                       |
| 8/11/2003             | --            | ND<500                       | --  | --                     | --                         | --             | --             | --             | --                                     | --                  | --  | --   |
| 11/13/2003            | --            | ND<500                       | --  | --                     | --                         | --             | --             | --             | --                                     | --                  | --  | --   |
| 2/17/2004             | --            | ND<500                       | --  | --                     | --                         | --             | --             | --             | --                                     | --                  | --  | --   |
| 5/20/2004             | --            | ND<50                        | --  | --                     | --                         | --             | --             | --             | --                                     | --                  | --  | --   |
| 8/25/2004             | --            | ND<50                        | --  | --                     | --                         | --             | --             | --             | --                                     | --                  | --  | 0.52                                       |
| 11/2/2004             | --            | ND<50                        | --  | --                     | --                         | --             | --             | --             | --                                     | 6.77                | --  | 2.54                                       |
| 3/17/2005             | --            | ND<50                        | --  | --                     | --                         | --             | --             | --             | --                                     | --                  | --  | 0.78                                       |

**Table 2 a**  
**ADDITIONAL HISTORIC ANALYTICAL RESULTS**  
**76 Station 3292**

| Date Sampled          | TBA<br>(µg/l) | Ethanol<br>(8260B)<br>(µg/l) | Ethylene-<br>dibromide<br>(EDB)<br>(µg/l) | EDB<br>(504)<br>(µg/l) | 1,2-DCA<br>(EDC)<br>(µg/l) | DIPE<br>(µg/l) | ETBE<br>(µg/l) | TAME<br>(µg/l) | 1,2-<br>Dichloro-<br>benzene<br>(µg/l) | pH<br>(lab)<br>(pH) | Post-purge<br>Dissolved<br>Oxygen<br>(mg/l) | Pre-purge<br>Dissolved<br>Oxygen<br>(mg/l) |
|-----------------------|---------------|------------------------------|---|------------------------|----------------------------|----------------|----------------|----------------|--|---------------------|---|--|
| <b>MW-9 continued</b> |               |                              |   |                        |                            |                |                |                |  |                     |   |  |
| 6/13/2005             | --            | ND<50                        | --  | --                     | --                         | --             | --             | --             | --                                     | --                  | --  | 7.04                                       |
| 9/27/2005             | --            | ND<250                       | --  | --                     | --                         | --             | --             | --             | --                                     | --                  | --  | 1.44                                       |
| 12/20/2005            | --            | ND<250                       | --  | --                     | --                         | --             | --             | --             | --                                     | --                  | --  | 1.40                                       |
| 3/10/2006             | --            | ND<250                       | --  | --                     | --                         | --             | --             | --             | --                                     | --                  | --  | 0.63                                       |
| 6/20/2006             | --            | ND<250                       | --  | --                     | --                         | --             | --             | --             | --                                     | --                  | --  | 5.54                                       |
| 9/25/2006             | --            | ND<250                       | --  | --                     | --                         | --             | --             | --             | --                                     | --                  | --  | 5.38                                       |
| 12/18/2006            | --            | ND<250                       | --  | --                     | --                         | --             | --             | --             | --                                     | --                  | --  | 3.01                                       |
| 3/29/2007             | --            | ND<250                       | --  | --                     | --                         | --             | --             | --             | --                                     | --                  | --  | 3.35                                       |
| 6/26/2007             | --            | ND<250                       | --  | --                     | --                         | --             | --             | --             | --                                     | --                  | --  | 5.10                                       |
| 9/26/2007             | ND<10         | ND<250                       | --  | --                     | --                         | ND<0.50        | ND<0.50        | ND<0.50        | --                                     | --                  | --  | 1.38                                       |
| 12/18/2007            | --            | ND<250                       | --  | --                     | --                         | --             | --             | --             | --                                     | --                  | --  | 4.28                                       |
| 3/25/2008             | --            | ND<250                       | --  | --                     | --                         | --             | --             | --             | --                                     | --                  | --  | 3.87                                       |
| 6/18/2008             | --            | ND<250                       | --  | --                     | --                         | --             | --             | --             | --                                     | --                  | --  | 0.63                                       |
| 9/15/2008             | --            | ND<250                       | --  | --                     | --                         | --             | --             | --             | --                                     | --                  | --  | 5.08                                       |
| 12/17/2008            | --            | ND<250                       | --  | --                     | --                         | --             | --             | --             | --                                     | --                  | --  | 1.22                                       |
| 3/26/2009             | --            | ND<250                       | --  | --                     | --                         | --             | --             | --             | --                                     | --                  | --  | 4.31                                       |
| 6/22/2009             | --            | ND<250                       | --  | --                     | --                         | --             | --             | --             | --                                     | --                  | --  | 1.55                                       |
| 12/15/2009            | --            | ND<250                       | --  | --                     | --                         | --             | --             | --             | --                                     | --                  | --  | 2.39                                       |
| 6/30/2010             | --            | ND<250                       | ND<0.50                                   | --                     | ND<0.50                    | --             | --             | --             | --                                     | --                  | --  | 2.70                                       |
| 12/21/2010            | --            | ND<250                       | ND<0.50                                   | --                     | ND<0.50                    | --             | --             | --             | --                                     | --                  | --  | 3.10                                       |
| <b>MW-10</b>          |               |                              |   |                        |                            |                |                |                |  |                     |   |  |
| 11/2/1995             | --            | --                           | --  | --                     | --                         | --             | --             | --             | --                                     | --                  | --  | 3.96                                       |
| 2/8/1996              | --            | --                           | --  | --                     | --                         | --             | --             | --             | --                                     | --                  | --  | 2.88                                       |
| 5/8/1996              | --            | --                           | --  | --                     | --                         | --             | --             | --             | --                                     | --                  | 2.71  | --   |
| 8/9/1996              | --            | --                           | --  | --                     | --                         | --             | --             | --             | --                                     | --                  | --  | 2.63                                       |

**Table 2 a**  
**ADDITIONAL HISTORIC ANALYTICAL RESULTS**  
**76 Station 3292**

| Date Sampled           | TBA<br>(µg/l) | Ethanol<br>(8260B)<br>(µg/l) | Ethylene-<br>dibromide<br>(EDB)<br>(µg/l) | EDB<br>(504)<br>(µg/l) | 1,2-DCA<br>(EDC)<br>(µg/l) | DIPE<br>(µg/l) | ETBE<br>(µg/l) | TAME<br>(µg/l) | 1,2-<br>Dichloro-<br>benzene<br>(µg/l) | pH<br>(lab)<br>(pH) | Post-purge<br>Dissolved<br>Oxygen<br>(mg/l) | Pre-purge<br>Dissolved<br>Oxygen<br>(mg/l) |
|------------------------|---------------|------------------------------|---|------------------------|----------------------------|----------------|----------------|----------------|--|---------------------|---|--|
| <b>MW-10 continued</b> |               |                              |   |                        |                            |                |                |                |  |                     |   |  |
| 11/7/1996              | --            | --                           | --  | --                     | --                         | --             | --             | --             | --                                     | --                  | 1.84  | 1.81                                       |
| 2/10/1997              | --            | --                           | --  | --                     | --                         | --             | --             | --             | --                                     | --                  | 2.03  | --   |
| 8/5/1997               | --            | --                           | --  | --                     | --                         | --             | --             | --             | --                                     | --                  | 2.78  | --   |
| 11/4/1997              | --            | --                           | --  | --                     | --                         | --             | --             | --             | --                                     | --                  | 2.11  | --   |
| 2/12/1998              | --            | --                           | --  | --                     | --                         | --             | --             | --             | --                                     | --                  | --  | 2.63                                       |
| 5/15/1998              | --            | --                           | --  | --                     | --                         | --             | --             | --             | --                                     | --                  | --  | 2.24                                       |
| 8/12/1998              | --            | --                           | --  | --                     | --                         | --             | --             | --             | --                                     | --                  | --  | 2.43                                       |
| 11/12/1998             | --            | --                           | --  | --                     | --                         | --             | --             | --             | --                                     | --                  | --  | 2.66                                       |
| 3/1/1999               | --            | --                           | --  | --                     | --                         | --             | --             | --             | --                                     | --                  | --  | 3.11                                       |
| 5/12/1999              | --            | --                           | --  | --                     | --                         | --             | --             | --             | --                                     | --                  | --  | 2.77                                       |
| 8/11/1999              | --            | --                           | --  | --                     | --                         | --             | --             | --             | --                                     | --                  | --  | 3.21                                       |
| 11/4/1999              | --            | --                           | --  | --                     | --                         | --             | --             | --             | --                                     | --                  | --  | 3.12                                       |
| 2/29/2000              | --            | --                           | --  | --                     | --                         | --             | --             | --             | --                                     | --                  | --  | 2.97                                       |
| 5/8/2000               | --            | --                           | --  | --                     | --                         | --             | --             | --             | --                                     | --                  | --  | 2.63                                       |
| 8/8/2000               | --            | --                           | --  | --                     | --                         | --             | --             | --             | --                                     | --                  | --  | 2.73                                       |
| 11/6/2000              | --            | --                           | --  | --                     | --                         | --             | --             | --             | --                                     | --                  | --  | 3.1  |
| 2/7/2001               | --            | --                           | --  | --                     | --                         | --             | --             | --             | --                                     | --                  | --  | 3.05                                       |
| 5/9/2001               | --            | --                           | --  | --                     | --                         | --             | --             | --             | --                                     | --                  | --  | 3.38                                       |
| 8/24/2001              | --            | --                           | --  | --                     | --                         | --             | --             | --             | --                                     | --                  | --  | 1.74                                       |
| 11/16/2001             | --            | --                           | --  | --                     | --                         | --             | --             | --             | --                                     | --                  | --  | 2.27                                       |
| 2/21/2002              | --            | --                           | --  | --                     | --                         | --             | --             | --             | --                                     | --                  | --  | 2.07                                       |
| 5/10/2002              | --            | --                           | --  | --                     | --                         | --             | --             | --             | --                                     | --                  | --  | 0.6  |
| 8/26/2002              | --            | --                           | --  | --                     | --                         | --             | --             | --             | --                                     | --                  | --  | 0.9  |
| 11/7/2002              | ND<500        | ND<2500                      | ND<10                                     | --                     | ND<10                      | ND<10          | ND<10          | ND<10          | --                                     | --                  | --  | 0.97                                       |
| 2/14/2003              | --            | --                           | --  | --                     | --                         | --             | --             | --             | --                                     | --                  | --  | 1.36                                       |

**Table 2 a**  
**ADDITIONAL HISTORIC ANALYTICAL RESULTS**  
**76 Station 3292**

| Date Sampled           | TBA<br>(µg/l) | Ethanol<br>(8260B)<br>(µg/l) | Ethylene-<br>dibromide<br>(EDB)<br>(µg/l) | EDB<br>(504)<br>(µg/l) | 1,2-DCA<br>(EDC)<br>(µg/l) | DIPE<br>(µg/l) | ETBE<br>(µg/l) | TAME<br>(µg/l) | 1,2-<br>Dichloro-<br>benzene<br>(µg/l) | pH<br>(lab)<br>(pH) | Post-purge<br>Dissolved<br>Oxygen<br>(mg/l) | Pre-purge<br>Dissolved<br>Oxygen<br>(mg/l) |
|------------------------|---------------|------------------------------|---|------------------------|----------------------------|----------------|----------------|----------------|--|---------------------|---|--|
| <b>MW-10 continued</b> |               |                              |   |                        |                            |                |                |                |  |                     |   |  |
| 5/12/2003              | --            | --                           | --  | --                     | --                         | --             | --             | --             | --                                     | --                  | --  | 1.84                                       |
| 8/11/2003              | --            | ND<500                       | --  | --                     | --                         | --             | --             | --             | --                                     | --                  | --  | --   |
| 11/13/2003             | --            | ND<25000                     | --  | --                     | --                         | --             | --             | --             | --                                     | --                  | --  | --   |
| 2/17/2004              | --            | ND<2500                      | --  | --                     | --                         | --             | --             | --             | --                                     | --                  | --  | --   |
| 5/20/2004              | --            | ND<250                       | --  | --                     | --                         | --             | --             | --             | --                                     | --                  | --  | --   |
| 8/25/2004              | --            | ND<250                       | --  | --                     | --                         | --             | --             | --             | --                                     | --                  | --  | 0.57                                       |
| 11/2/2004              | --            | ND<250                       | --  | --                     | --                         | --             | --             | --             | --                                     | 7.08                | --  | 2.44                                       |
| 3/17/2005              | --            | ND<250                       | --  | --                     | --                         | --             | --             | --             | --                                     | --                  | --  | 0.53                                       |
| 6/13/2005              | --            | ND<250                       | --  | --                     | --                         | --             | --             | --             | --                                     | --                  | --  | 1.38                                       |
| 9/27/2005              | --            | ND<2500                      | --  | --                     | --                         | --             | --             | --             | --                                     | --                  | --  | 1.85                                       |
| 12/20/2005             | --            | ND<250                       | --  | --                     | --                         | --             | --             | --             | --                                     | --                  | --  | 1.20                                       |
| 3/10/2006              | --            | ND<250                       | --  | --                     | --                         | --             | --             | --             | --                                     | --                  | --  | 0.52                                       |
| 6/20/2006              | --            | ND<1200                      | --  | --                     | --                         | --             | --             | --             | --                                     | --                  | --  | .72  |
| 9/25/2006              | --            | ND<500                       | --  | --                     | --                         | --             | --             | --             | --                                     | --                  | --  | 0.81                                       |
| 12/18/2006             | --            | ND<250                       | --  | --                     | --                         | --             | --             | --             | --                                     | --                  | --  | 2.31                                       |
| 3/29/2007              | --            | ND<250                       | --  | --                     | --                         | --             | --             | --             | --                                     | --                  | --  | 0.83                                       |
| 6/26/2007              | --            | ND<250                       | --  | --                     | --                         | --             | --             | --             | --                                     | --                  | --  | 6.20                                       |
| 9/26/2007              | ND<20         | ND<500                       | --  | --                     | --                         | ND<1.0         | ND<1.0         | ND<1.0         | --                                     | --                  | --  | 1.38                                       |
| 12/18/2007             | --            | ND<250                       | --  | --                     | --                         | --             | --             | --             | --                                     | --                  | --  | 5.75                                       |
| 3/25/2008              | --            | ND<1200                      | --  | --                     | --                         | --             | --             | --             | --                                     | --                  | --  | 6.17                                       |
| 6/18/2008              | --            | ND<500                       | --  | --                     | --                         | --             | --             | --             | --                                     | --                  | --  | 1.60                                       |
| 9/15/2008              | --            | ND<250                       | --  | --                     | --                         | --             | --             | --             | --                                     | --                  | --  | 1.24                                       |
| 12/17/2008             | --            | ND<2500                      | --  | --                     | --                         | --             | --             | --             | --                                     | --                  | --  | 0.87                                       |
| 3/26/2009              | --            | ND<500                       | --  | --                     | --                         | --             | --             | --             | --                                     | --                  | --  | 0.72                                       |
| 6/22/2009              | --            | ND<500                       | --  | --                     | --                         | --             | --             | --             | --                                     | --                  | --  | 0.33                                       |

**Table 2 a**  
**ADDITIONAL HISTORIC ANALYTICAL RESULTS**  
**76 Station 3292**

| Date Sampled           | TBA<br>(µg/l) | Ethanol<br>(8260B)<br>(µg/l) | Ethylene-<br>dibromide<br>(EDB)<br>(µg/l) | EDB<br>(504)<br>(µg/l) | 1,2-DCA<br>(EDC)<br>(µg/l) | DIPE<br>(µg/l) | ETBE<br>(µg/l) | TAME<br>(µg/l) | 1,2-<br>Dichloro-<br>benzene<br>(µg/l) | pH<br>(lab)<br>(pH) | Post-purge<br>Dissolved<br>Oxygen<br>(mg/l) | Pre-purge<br>Dissolved<br>Oxygen<br>(mg/l) |
|------------------------|---------------|------------------------------|---|------------------------|----------------------------|----------------|----------------|----------------|--|---------------------|---|--|
| <b>MW-10 continued</b> |               |                              |   |                        |                            |                |                |                |  |                     |   |  |
| 12/15/2009             | --            | ND<250                       | --  | --                     | --                         | --             | --             | --             | --                                     | --                  | --  | 0.34                                       |
| 6/30/2010              | --            | ND<250                       | ND<0.50                                   | ND<0.010               | ND<0.50                    | --             | --             | --             | --                                     | --                  | --  | 2.32                                       |
| 12/21/2010             | --            | ND<500                       | ND<1.0                                    | --                     | ND<1.0                     | --             | --             | --             | --                                     | --                  | --  | 0.58                                       |
| <b>MW-11</b>           |               |                              |   |                        |                            |                |                |                |  |                     |   |  |
| 11/2/1995              | --            | --                           | --  | --                     | --                         | --             | --             | --             | --                                     | --                  | --  | 3.55                                       |
| 2/8/1996               | --            | --                           | --  | --                     | --                         | --             | --             | --             | --                                     | --                  | --  | 2.19                                       |
| 5/8/1996               | --            | --                           | --  | --                     | --                         | --             | --             | --             | --                                     | --                  | 2.06  | --   |
| 8/9/1996               | --            | --                           | --  | --                     | --                         | --             | --             | --             | --                                     | --                  | --  | 2.11                                       |
| 11/7/1996              | --            | --                           | --  | --                     | --                         | --             | --             | --             | --                                     | --                  | 2.36  | 2.35                                       |
| 2/10/1997              | --            | --                           | --  | --                     | --                         | --             | --             | --             | --                                     | --                  | 2.18  | --   |
| 8/5/1997               | --            | --                           | --  | --                     | --                         | --             | --             | --             | --                                     | --                  | 3.19  | --   |
| 11/4/1997              | --            | --                           | --  | --                     | --                         | --             | --             | --             | --                                     | --                  | 2.01  | --   |
| 2/12/1998              | --            | --                           | --  | --                     | --                         | --             | --             | --             | --                                     | --                  | --  | 2.44                                       |
| 5/15/1998              | --            | --                           | --  | --                     | --                         | --             | --             | --             | --                                     | --                  | --  | 1.8  |
| 8/12/1998              | --            | --                           | --  | --                     | --                         | --             | --             | --             | --                                     | --                  | --  | 2.05                                       |
| 11/12/1998             | --            | --                           | --  | --                     | --                         | --             | --             | --             | --                                     | --                  | --  | 1.67                                       |
| 3/1/1999               | --            | --                           | --  | --                     | --                         | --             | --             | --             | --                                     | --                  | --  | 2.03                                       |
| 5/12/1999              | --            | --                           | --  | --                     | --                         | --             | --             | --             | --                                     | --                  | --  | 2.14                                       |
| 8/11/1999              | --            | --                           | --  | --                     | --                         | --             | --             | --             | --                                     | --                  | --  | 2.66                                       |
| 11/4/1999              | --            | --                           | --  | --                     | --                         | --             | --             | --             | --                                     | --                  | --  | 2.6  |
| 2/29/2000              | --            | --                           | --  | --                     | --                         | --             | --             | --             | --                                     | --                  | --  | 2.47                                       |
| 5/8/2000               | --            | --                           | --  | --                     | --                         | --             | --             | --             | --                                     | --                  | --  | 2.7  |
| 8/8/2000               | --            | --                           | --  | --                     | --                         | --             | --             | --             | --                                     | --                  | --  | 2.22                                       |
| 11/6/2000              | --            | --                           | --  | --                     | --                         | --             | --             | --             | --                                     | --                  | --  | 3.16                                       |
| 2/7/2001               | --            | --                           | --  | --                     | --                         | --             | --             | --             | --                                     | --                  | --  | 2.56                                       |

**Table 2 a**  
**ADDITIONAL HISTORIC ANALYTICAL RESULTS**  
**76 Station 3292**

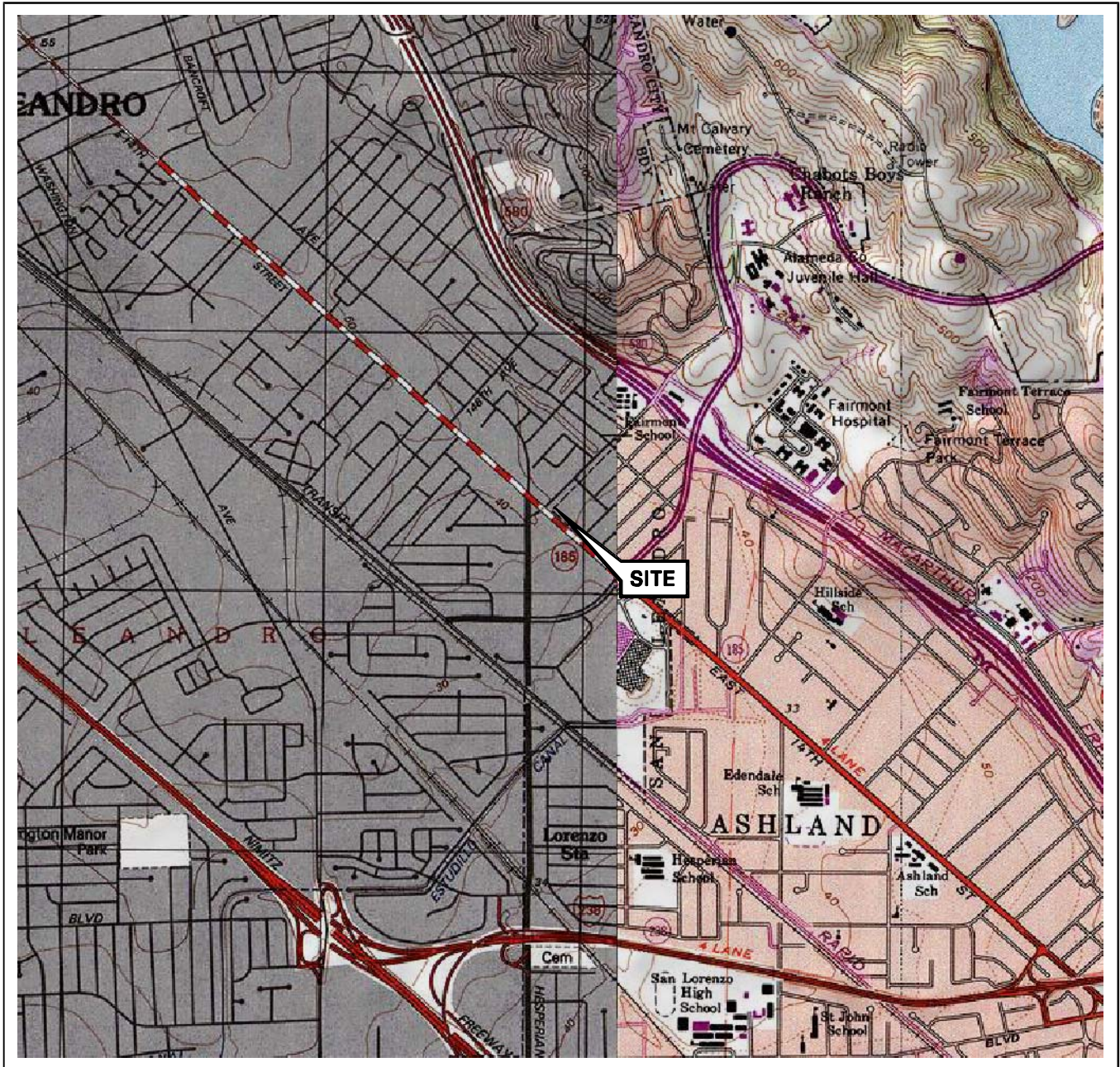
| Date Sampled           | TBA<br>(µg/l) | Ethanol<br>(8260B)<br>(µg/l) | Ethylene-<br>dibromide<br>(EDB)<br>(µg/l) | EDB<br>(504)<br>(µg/l) | 1,2-DCA<br>(EDC)<br>(µg/l) | DIPE<br>(µg/l) | ETBE<br>(µg/l) | TAME<br>(µg/l) | 1,2-<br>Dichloro-<br>benzene<br>(µg/l) | pH<br>(lab)<br>(pH) | Post-purge<br>Dissolved<br>Oxygen<br>(mg/l) | Pre-purge<br>Dissolved<br>Oxygen<br>(mg/l) |
|------------------------|---------------|------------------------------|---|------------------------|----------------------------|----------------|----------------|----------------|--|---------------------|---|--|
| <b>MW-11 continued</b> |               |                              |   |                        |                            |                |                |                |  |                     |   |  |
| 5/9/2001               | --            | --                           | --  | --                     | --                         | --             | --             | --             | --                                     | --                  | --  | 2.82                                       |
| 8/24/2001              | ND<500        | ND<5000                      | ND<10                                     | --                     | ND<10                      | ND<10          | ND<10          | ND<10          | --                                     | --                  | --  | --   |
| 8/29/2001              | ND<500        | ND<5000                      | ND<10                                     | --                     | ND<10                      | ND<10          | ND<10          | ND<10          | --                                     | --                  | --  | 2.4  |
| 11/16/2001             | --            | --                           | --  | --                     | --                         | --             | --             | --             | --                                     | --                  | --  | 2.17                                       |
| 2/21/2002              | --            | --                           | --  | --                     | --                         | --             | --             | --             | --                                     | --                  | --  | 2.72                                       |
| 5/10/2002              | ND<200        | ND<1000                      | ND<4.0                                    | --                     | ND<4.0                     | ND<4.0         | ND<4.0         | ND<4.0         | --                                     | --                  | --  | 0.5  |
| 8/26/2002              | ND<100        | ND<500                       | ND<2.0                                    | --                     | ND<2.0                     | ND<2.0         | ND<2.0         | ND<2.0         | --                                     | --                  | --  | 0.7  |
| 11/7/2002              | ND<500        | ND<2500                      | ND<10                                     | --                     | ND<10                      | ND<10          | ND<10          | ND<10          | --                                     | --                  | --  | 1.17                                       |
| 2/14/2003              | --            | --                           | --  | --                     | --                         | --             | --             | --             | --                                     | --                  | --  | 1.08                                       |
| 5/12/2003              | ND<500        | ND<2500                      | ND<10                                     | --                     | ND<10                      | ND<10          | ND<10          | ND<10          | --                                     | --                  | --  | 1.48                                       |
| 8/11/2003              | ND<500        | ND<2500                      | ND<10                                     | --                     | --                         | ND<10          | ND<10          | ND<10          | ND<10                                  | --                  | --  | --   |
| 11/13/2003             | --            | ND<2500                      | --  | --                     | --                         | --             | --             | --             | --                                     | --                  | --  | --   |
| 2/17/2004              | ND<500        | ND<2500                      | ND<10                                     | --                     | ND<10                      | ND<10          | ND<10          | ND<10          | --                                     | --                  | --  | --   |
| 5/20/2004              | ND<25         | ND<250                       | ND<2.5                                    | --                     | ND<2.5                     | ND<5.0         | ND<2.5         | ND<2.5         | --                                     | --                  | --  | --   |
| 8/25/2004              | 18            | ND<100                       | ND<0.5                                    | --                     | ND<0.5                     | ND<1.0         | ND<0.5         | ND<0.5         | --                                     | --                  | --  | 0.55                                       |
| 11/2/2004              | --            | ND<100                       | --  | --                     | --                         | --             | --             | --             | --                                     | 7.08                | --  | 3.0  |
| 3/17/2005              | 13            | ND<100                       | ND<1.0                                    | --                     | ND<1.0                     | ND<1.0         | ND<1.0         | ND<1.0         | --                                     | --                  | --  | 0.58                                       |
| 6/13/2005              | 15            | ND<50                        | ND<0.50                                   | --                     | ND<0.50                    | ND<0.50        | ND<0.50        | ND<0.50        | --                                     | --                  | --  | 6.78                                       |
| 9/27/2005              | --            | ND<250                       | --  | --                     | --                         | --             | --             | --             | --                                     | --                  | --  | 1.40                                       |
| 12/20/2005             | ND<10         | ND<250                       | ND<0.50                                   | --                     | ND<0.50                    | ND<0.50        | ND<0.50        | ND<0.50        | --                                     | --                  | --  | 1.46                                       |
| 3/10/2006              | ND<50         | ND<1200                      | ND<2.5                                    | --                     | ND<2.5                     | ND<2.5         | ND<2.5         | ND<2.5         | --                                     | --                  | --  | 0.45                                       |
| 6/20/2006              | ND<50         | ND<1200                      | ND<2.5                                    | --                     | ND<2.5                     | ND<2.5         | ND<2.5         | ND<2.5         | --                                     | --                  | --  | .85  |
| 9/25/2006              | --            | ND<250                       | --  | --                     | --                         | --             | --             | --             | --                                     | --                  | --  | 0.72                                       |
| 12/18/2006             | --            | ND<250                       | --  | --                     | --                         | --             | --             | --             | --                                     | --                  | --  | 1.08                                       |
| 3/29/2007              | ND<10         | ND<250                       | ND<0.50                                   | --                     | ND<0.50                    | ND<0.50        | ND<0.50        | ND<0.50        | --                                     | --                  | --  | 1.59                                       |

**Table 2 a**  
**ADDITIONAL HISTORIC ANALYTICAL RESULTS**  
**76 Station 3292**

| Date Sampled           | TBA<br>(µg/l) | Ethanol<br>(8260B)<br>(µg/l) | Ethylene-<br>dibromide<br>(EDB)<br>(µg/l) | EDB<br>(504)<br>(µg/l) | 1,2-DCA<br>(EDC)<br>(µg/l) | DIPE<br>(µg/l) | ETBE<br>(µg/l) | TAME<br>(µg/l) | 1,2-<br>Dichloro-<br>benzene<br>(µg/l) | pH<br>(lab)<br>(pH) | Post-purge<br>Dissolved<br>Oxygen<br>(mg/l) | Pre-purge<br>Dissolved<br>Oxygen<br>(mg/l) |
|------------------------|---------------|------------------------------|---|------------------------|----------------------------|----------------|----------------|----------------|--|---------------------|---|--|
| <b>MW-11 continued</b> |               |                              |   |                        |                            |                |                |                |  |                     |   |  |
| 6/26/2007              | ND<10         | ND<250                       | ND<0.50                                   | --                     | ND<0.50                    | ND<0.50        | ND<0.50        | ND<0.50        | --                                     | --                  | --  | 5.51                                       |
| 9/26/2007              | ND<10         | ND<250                       | --  | --                     | --                         | ND<0.50        | ND<0.50        | ND<0.50        | --                                     | --                  | --  | 1.58                                       |
| 12/18/2007             | --            | ND<250                       | --  | --                     | --                         | --             | --             | --             | --                                     | --                  | --  | 4.15                                       |
| 3/25/2008              | --            | ND<250                       | --  | --                     | --                         | --             | --             | --             | --                                     | --                  | --  | 3.82                                       |
| 6/18/2008              | --            | ND<250                       | --  | --                     | --                         | --             | --             | --             | --                                     | --                  | --  | 1.00                                       |
| 9/15/2008              | --            | ND<250                       | --  | --                     | --                         | --             | --             | --             | --                                     | --                  | --  | 4.90                                       |
| 12/17/2008             | --            | ND<250                       | --  | --                     | --                         | --             | --             | --             | --                                     | --                  | --  | 1.36                                       |
| 3/26/2009              | --            | ND<250                       | --  | --                     | --                         | --             | --             | --             | --                                     | --                  | --  | 1.23                                       |
| 6/22/2009              | --            | ND<250                       | --  | --                     | --                         | --             | --             | --             | --                                     | --                  | --  | 0.78                                       |
| 12/15/2009             | --            | ND<250                       | --  | --                     | --                         | --             | --             | --             | --                                     | --                  | --  | --   |
| 6/30/2010              | --            | ND<250                       | ND<0.50                                   | --                     | ND<0.50                    | --             | --             | --             | --                                     | --                  | --  | 0.87                                       |
| 12/21/2010             | --            | ND<250                       | ND<0.50                                   | --                     | ND<0.50                    | --             | --             | --             | --                                     | --                  | --  | 1.55                                       |

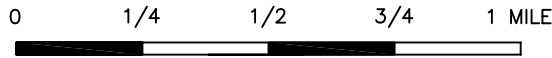


# FIGURES



SOURCE:

United States Geological Survey  
7.5 Minute Topographic Map:  
Hayward & San Leandro Quadrangle



SCALE 1:24,000



QUADRANGLE  
LOCATION







76 STATION 3292  
15008 EAST 14th STREET  
SAN LEANDRO, CALIFORNIA

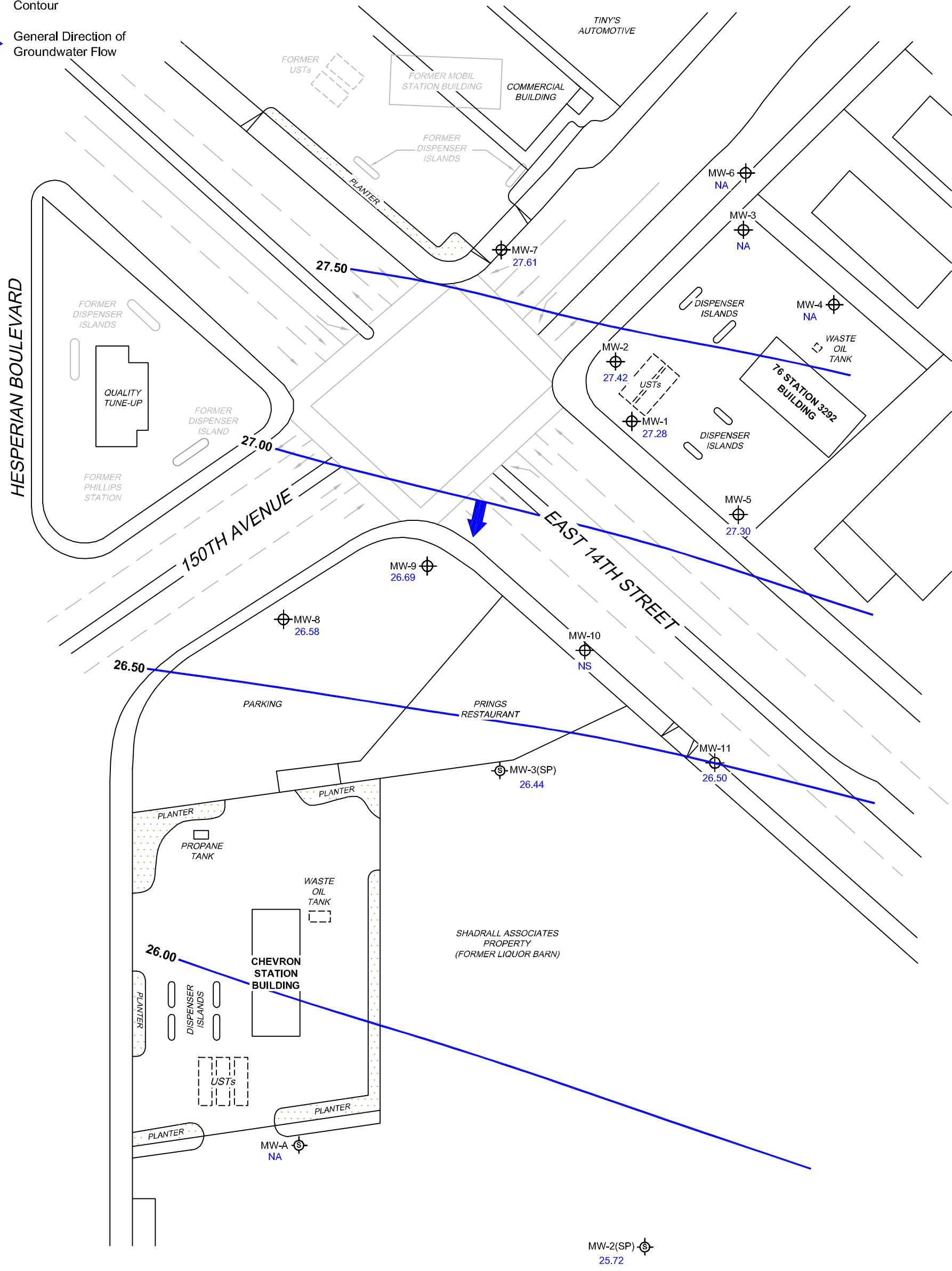
VICINITY MAP

FIGURE 1



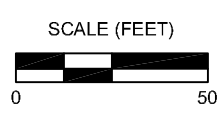
**LEGEND**

- MW-11  Monitoring Well with Groundwater Elevation ( feet)
- MW-3(SP)  Shadral Monitoring Well
- 27.50  Groundwater Elevation Contour
-  General Direction of Groundwater Flow



**NOTES:**

Contour lines are interpretive and based on fluid levels measured in monitoring wells. Elevations are in feet above mean sea level. NS = not surveyed. NA = not analyzed, measured, or collected. UST = underground storage tank.



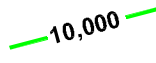


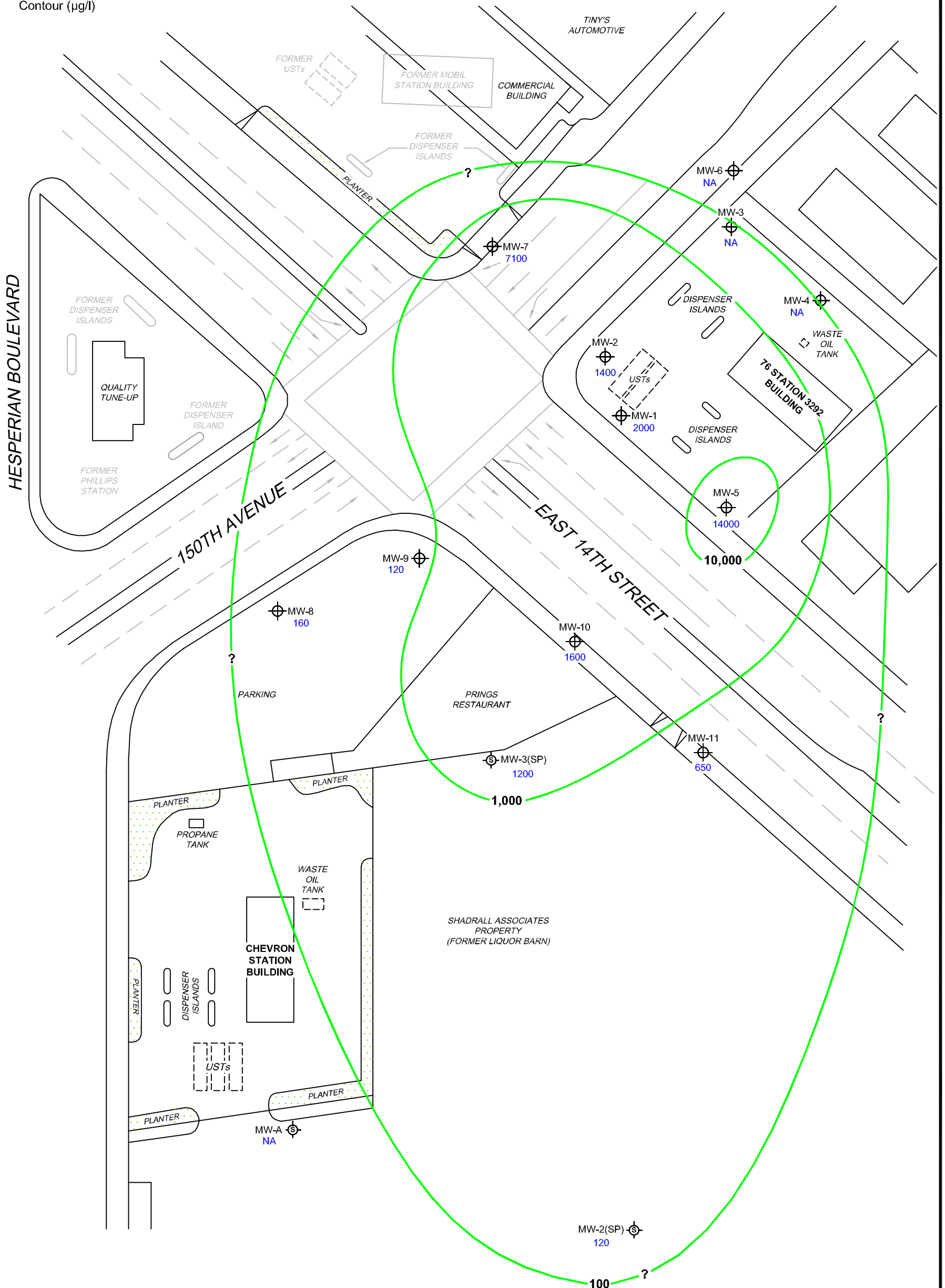
PROJECT: 173845  
 FACILITY:  
 76 STATION 3292  
 15008 EAST 14TH STREET  
 SAN LEANDRO, CALIFORNIA

**GROUNDWATER ELEVATION  
 CONTOUR MAP**  
 December 21, 2010

**FIGURE 2**

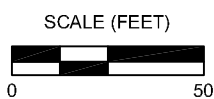
**LEGEND**

- MW-11  Monitoring Well with Dissolved-Phase TPH-G (GC/MS) Concentration (  $\mu\text{g/l}$  )
- MW-3(SP)  Shadrall Monitoring Well
-  10,000 Dissolved-Phase TPH-G Contour ( $\mu\text{g/l}$ )



**NOTES:**

Contour lines are interpretive and based on laboratory analysis results of groundwater samples.  
 TPH-G (GC/MS) = total petroleum hydrocarbons with gasoline distinction utilizing EPA Method 8260B.  
 $\mu\text{g/l}$  = micrograms per liter. NA = not analyzed, measured, or collected. UST = underground storage tank.





PROJECT: 173845

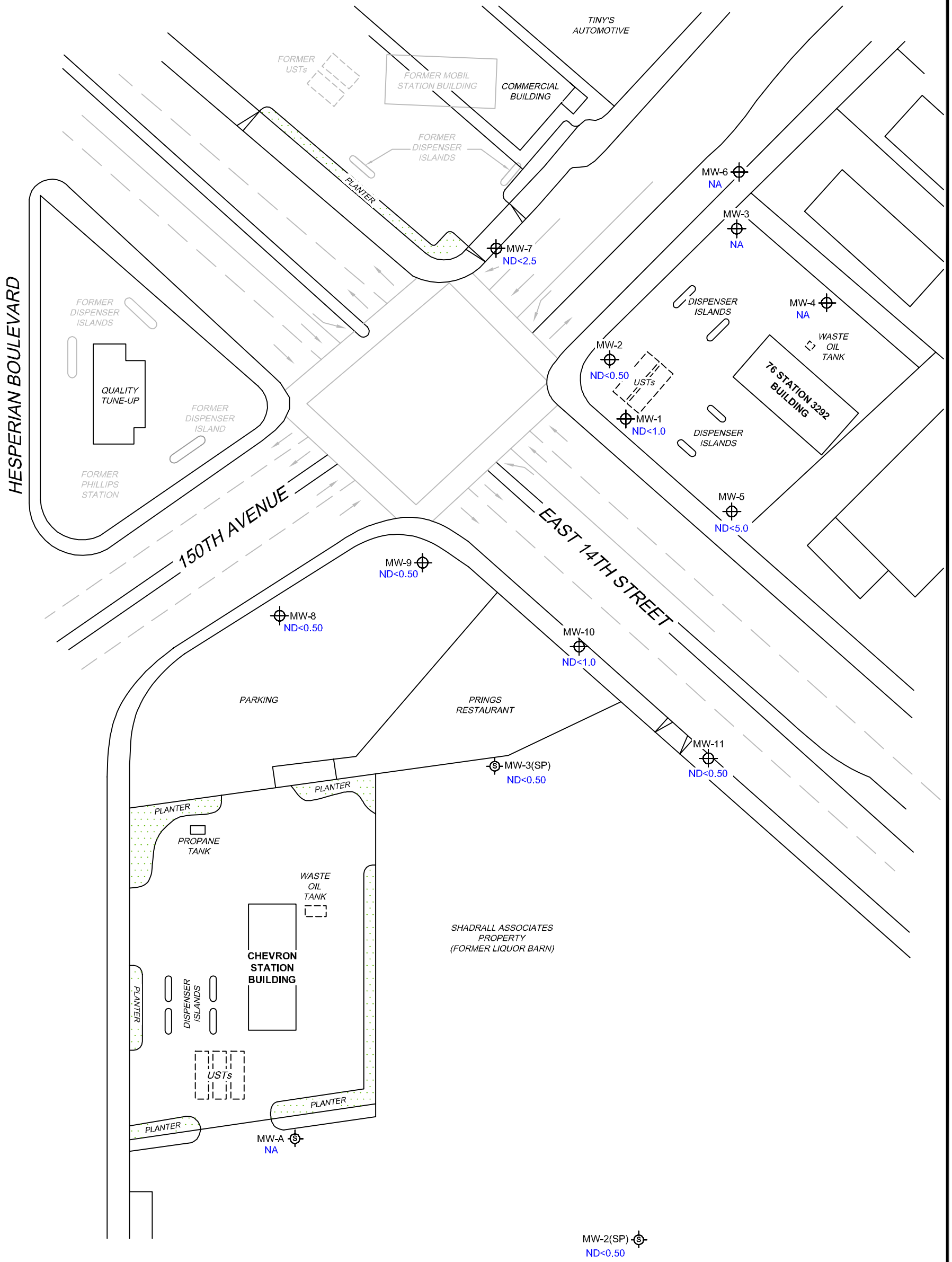
FACILITY:  
 76 STATION 3292  
 15008 EAST 14TH STREET  
 SAN LEANDRO, CALIFORNIA

**DISSOLVED-PHASE TPH-G  
 CONCENTRATION MAP**  
 December 21, 2010

**FIGURE 3**

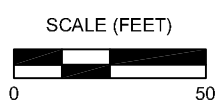
**LEGEND**

- MW-11  Monitoring Well with Dissolved-Phase Benzene Concentration ( $\mu\text{g/l}$ )
- MW-3(SP)  Shadral Monitoring Well



**NOTES:**

$\mu\text{g/l}$  = micrograms per liter. ND = not detected at limit indicated on official laboratory report. NA = not analyzed, measured, or collected. UST = underground storage tank.






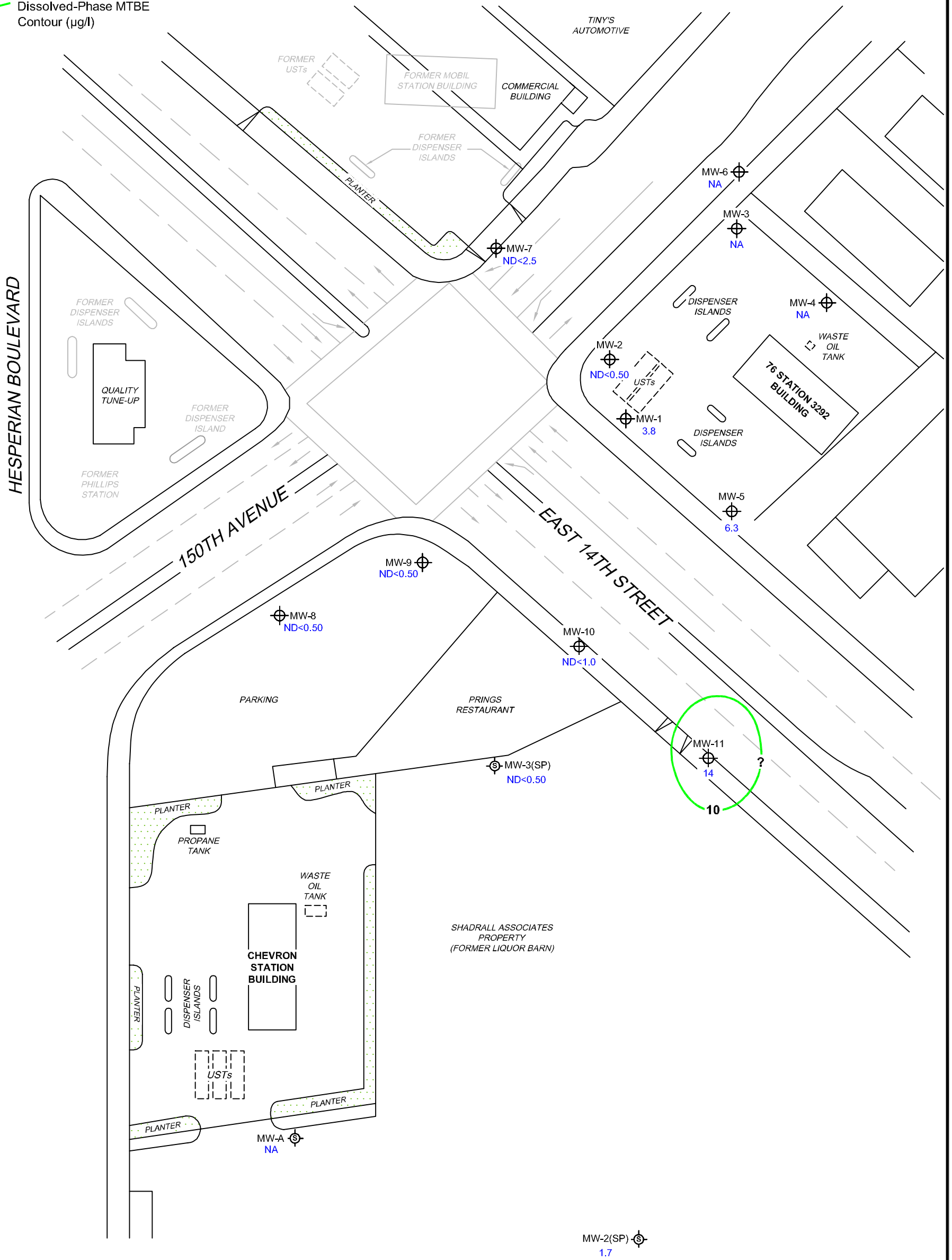
PROJECT: 173845  
 FACILITY:  
 76 STATION 3292  
 15008 EAST 14TH STREET  
 SAN LEANDRO, CALIFORNIA

**DISSOLVED-PHASE BENZENE  
 CONCENTRATION MAP**  
 December 21, 2010

**FIGURE 4**

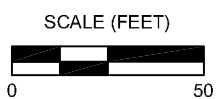
**LEGEND**

- MW-11  Monitoring Well with Dissolved-Phase MTBE Concentration ( $\mu\text{g/l}$ )
- MW-3(SP)  Shadrall Monitoring Well
-  10 Dissolved-Phase MTBE Contour ( $\mu\text{g/l}$ )



**NOTES:**

Contour lines are interpretive and based on laboratory analysis results of groundwater samples. MTBE = methyl tertiary butyl ether.  $\mu\text{g/l}$  = micrograms per liter. ND = not detected at limit indicated on official laboratory report. NA = not analyzed, measured, or collected. UST = underground storage tank. Results obtained using EPA Method 8260B.



PROJECT: 173845

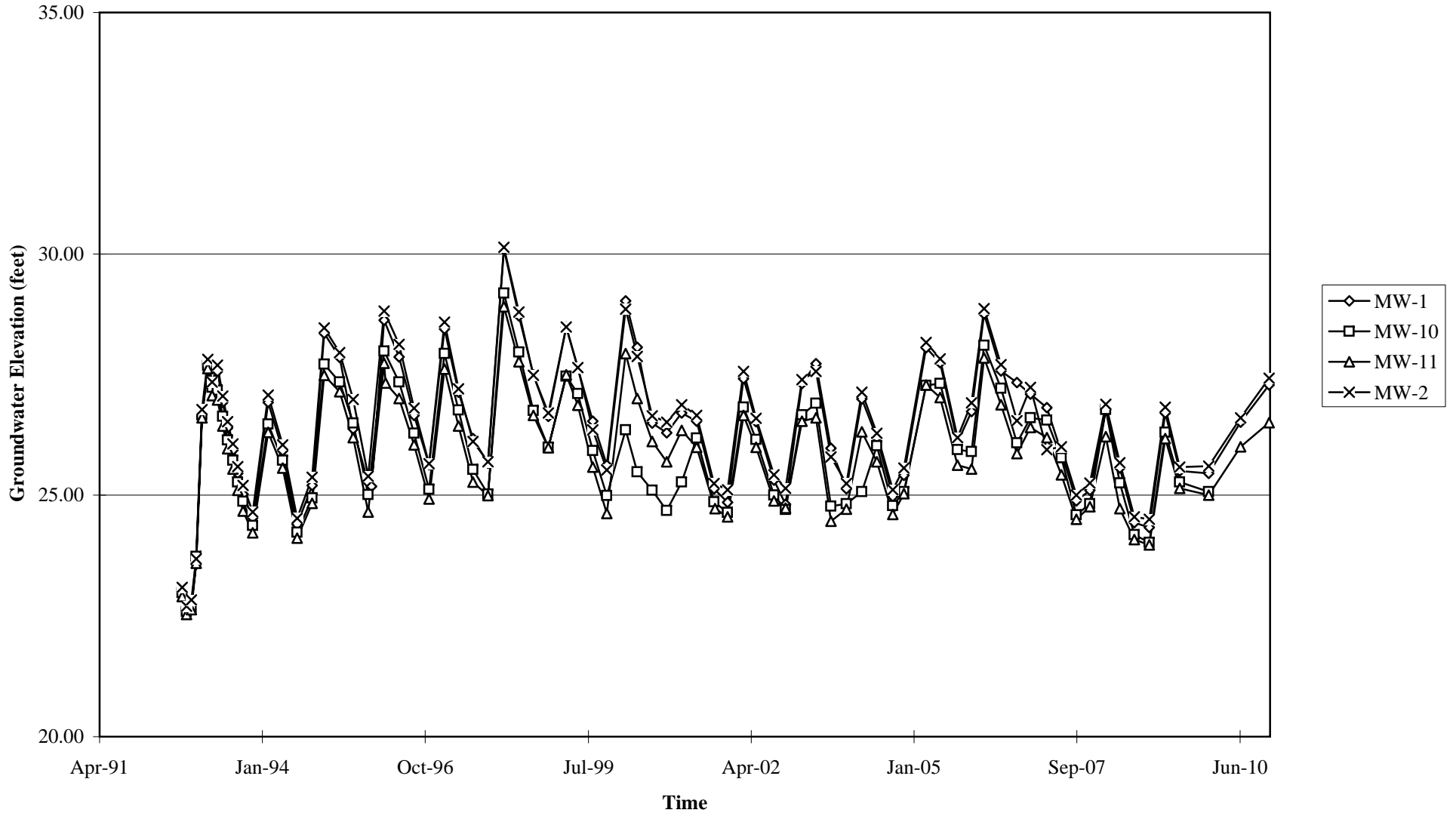
FACILITY:  
76 STATION 3292  
15008 EAST 14TH STREET  
SAN LEANDRO, CALIFORNIA

**DISSOLVED-PHASE MTBE  
CONCENTRATION MAP**  
December 21, 2010

**FIGURE 5**

# GRAPHS

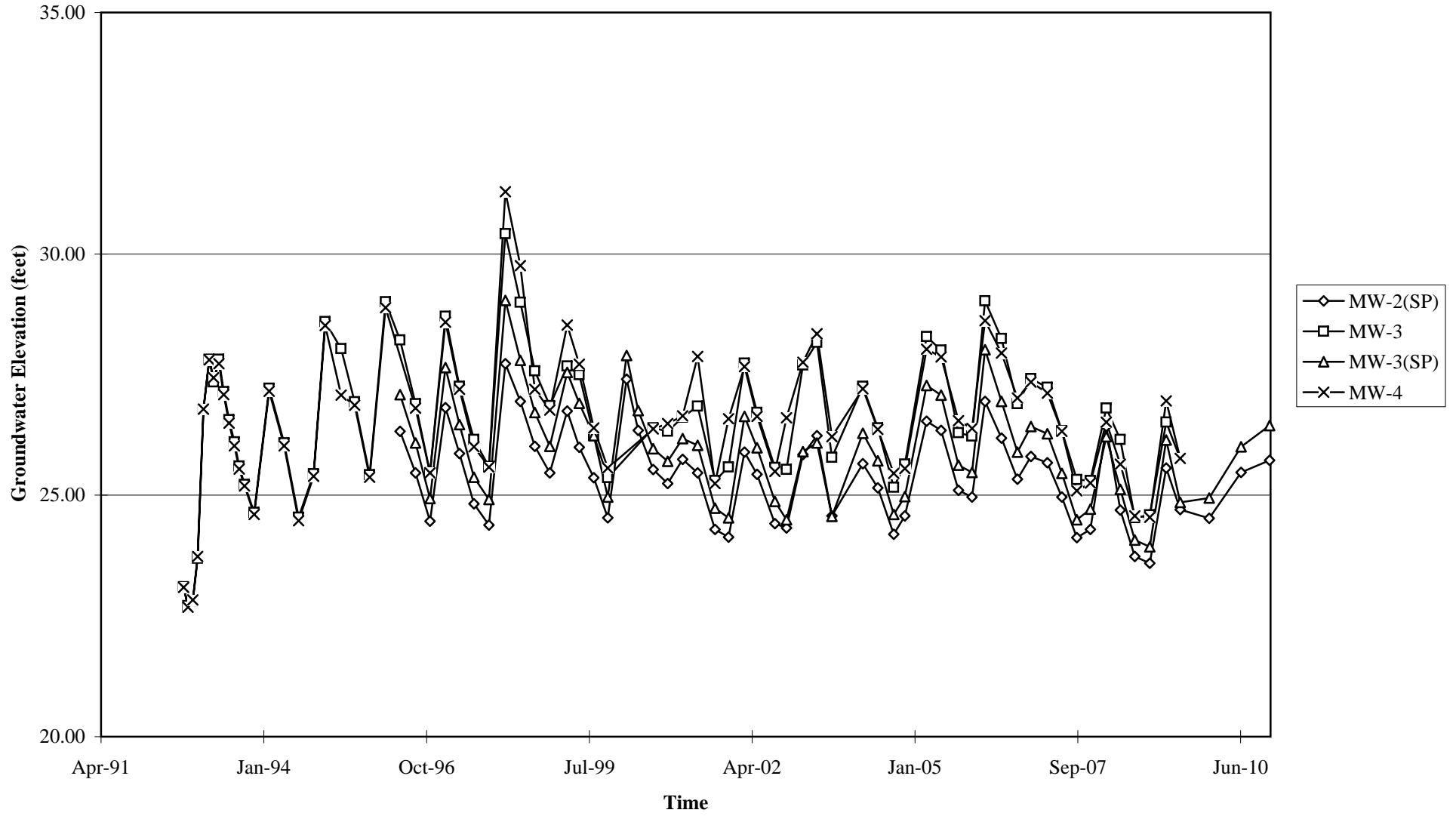
Groundwater Elevations vs. Time  
76 Station 3292



Elevations may have been corrected for apparent changes due to resurvey

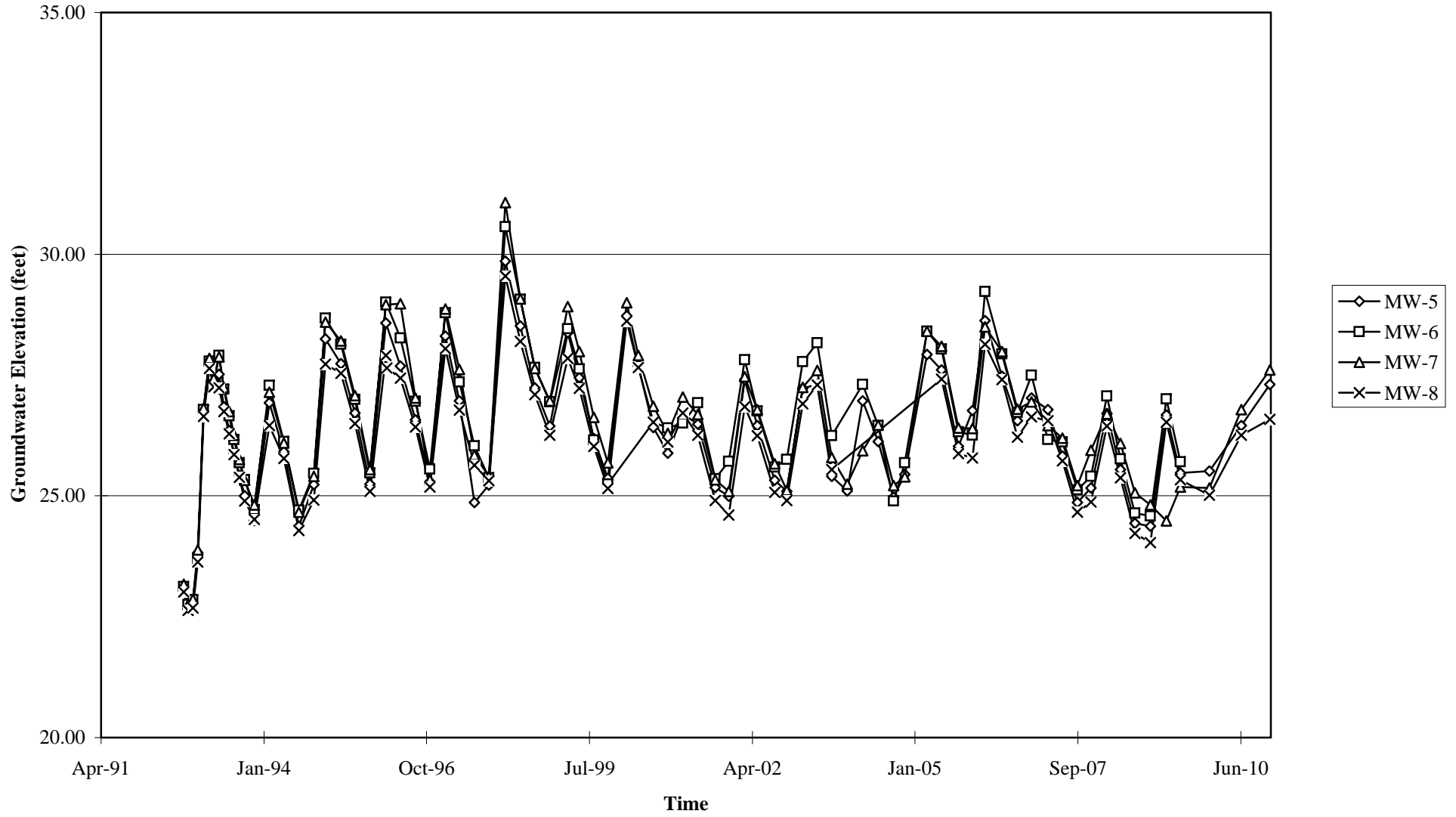


Groundwater Elevations vs. Time  
76 Station 3292



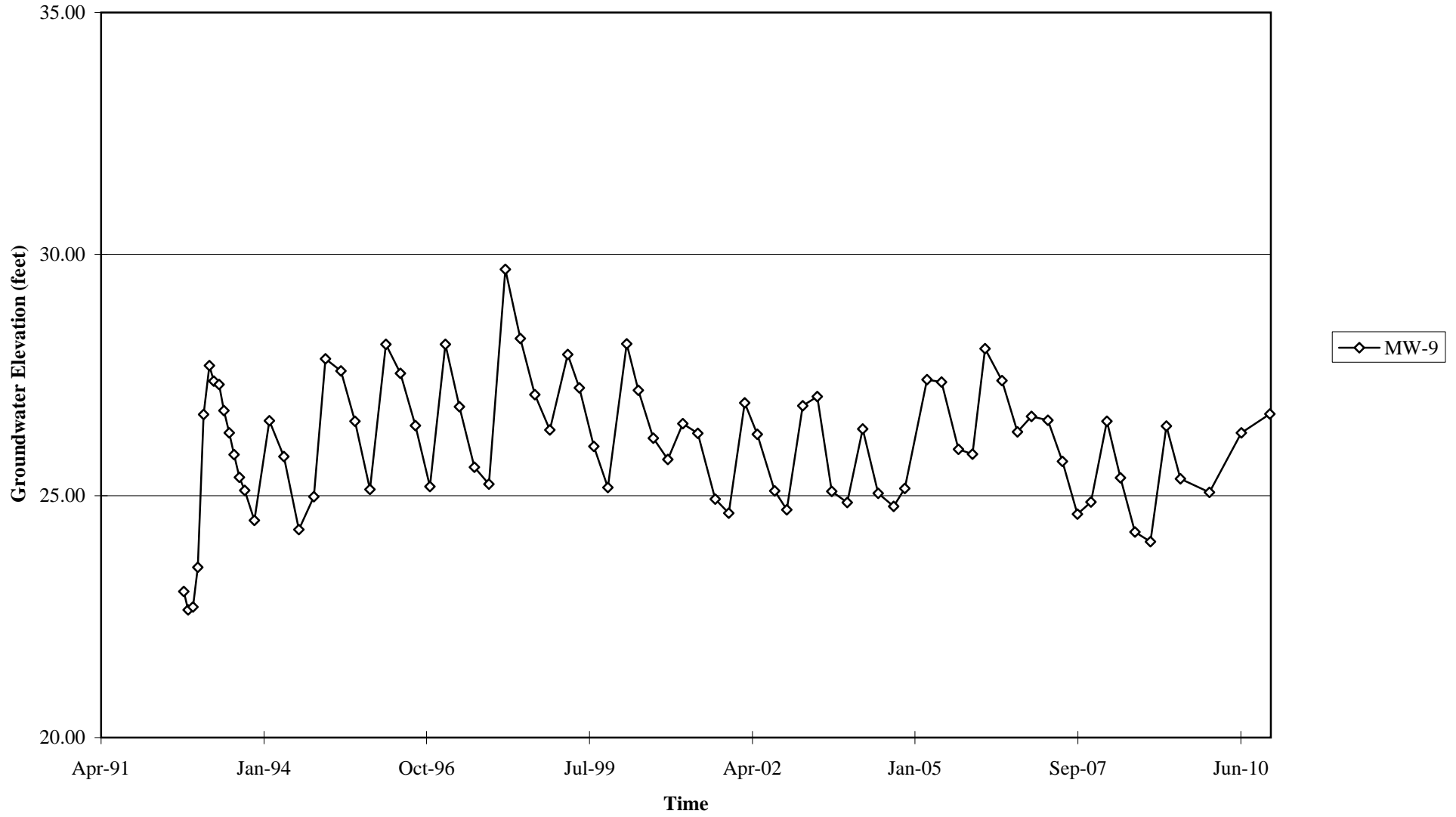
Elevations may have been corrected for apparent changes due to resurvey

Groundwater Elevations vs. Time  
76 Station 3292



Elevations may have been corrected for apparent changes due to resurvey

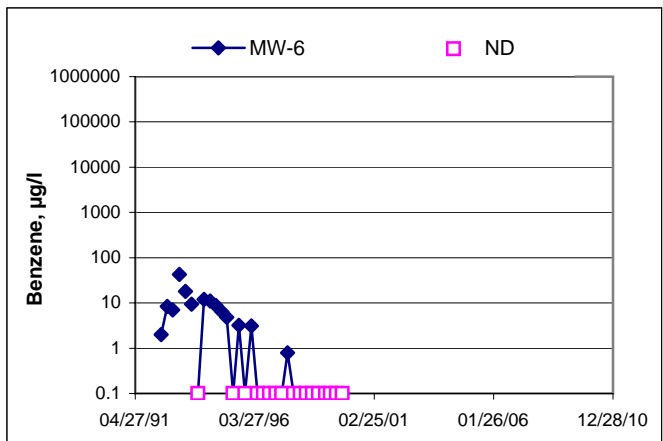
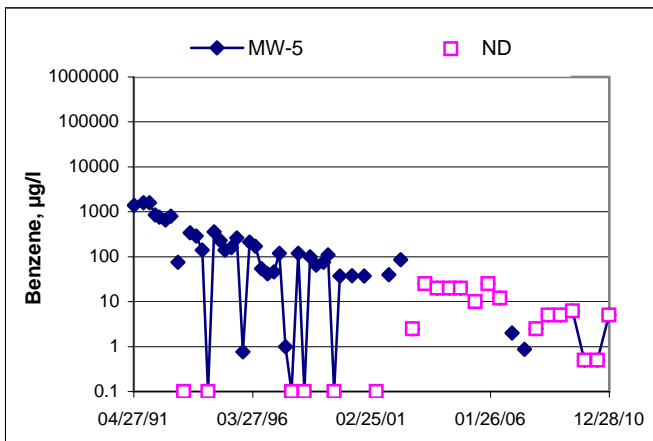
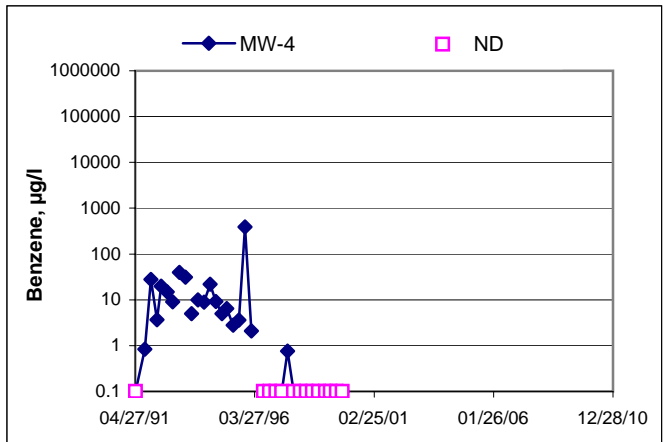
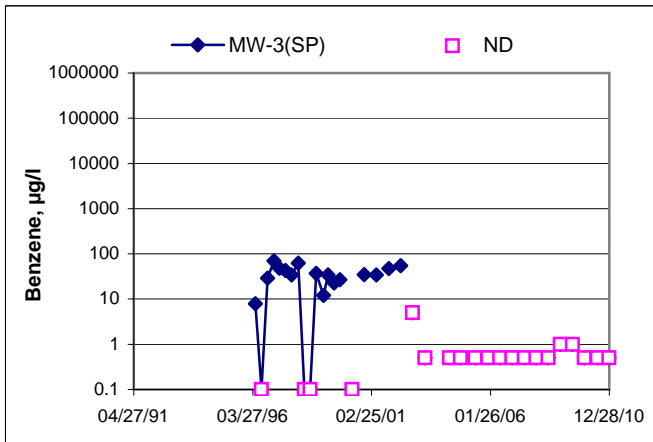
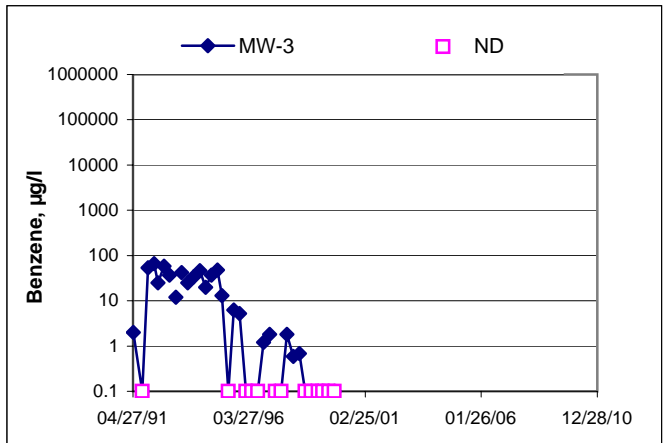
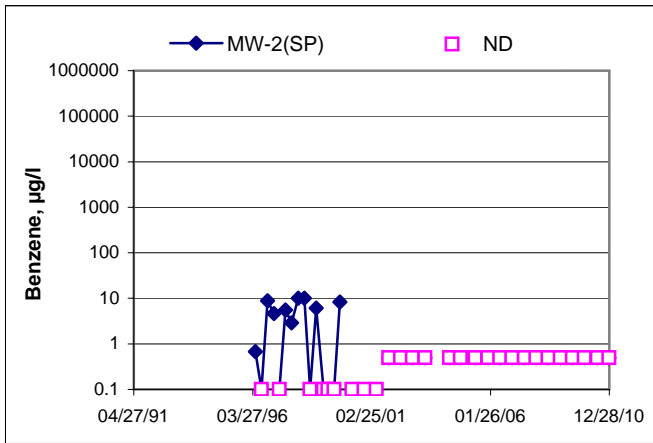
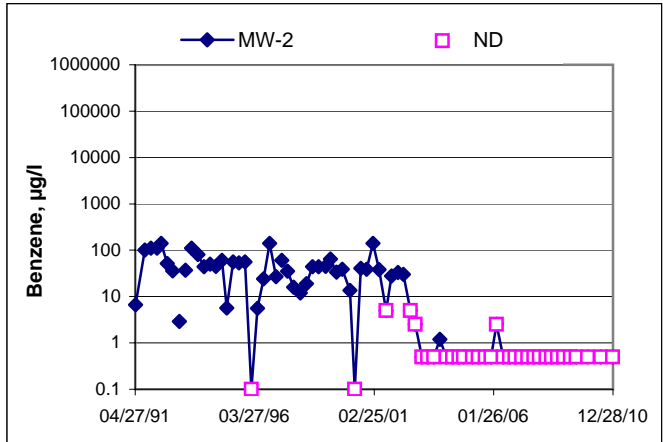
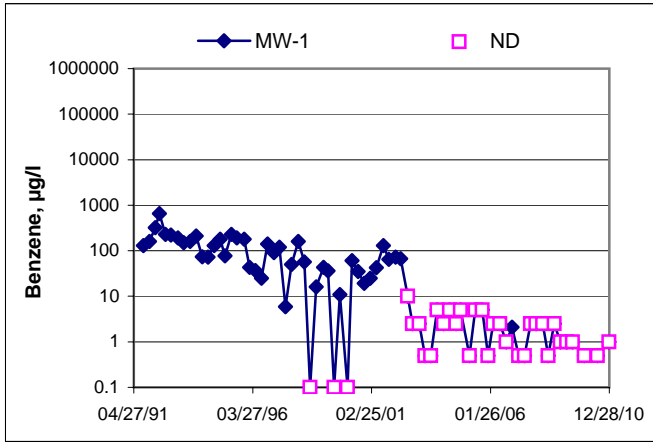
Groundwater Elevations vs. Time  
76 Station 3292



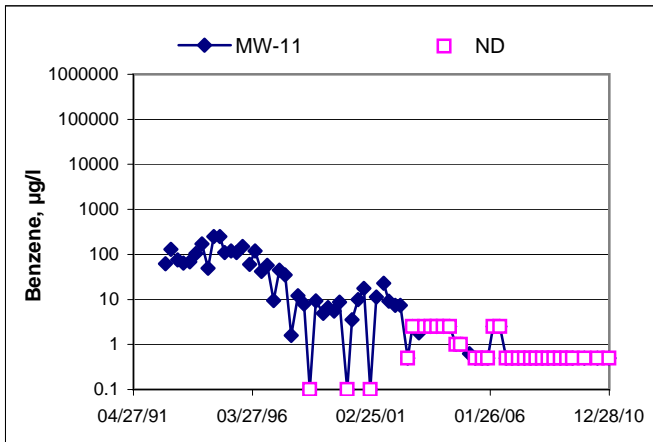
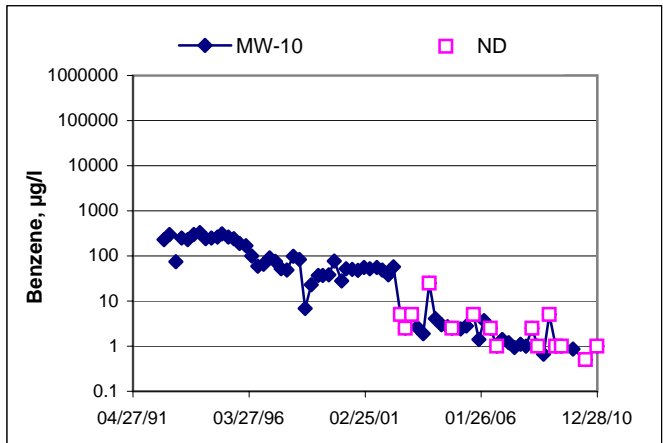
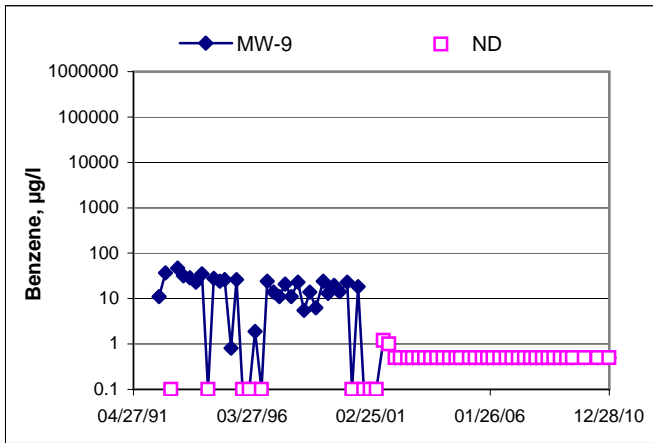
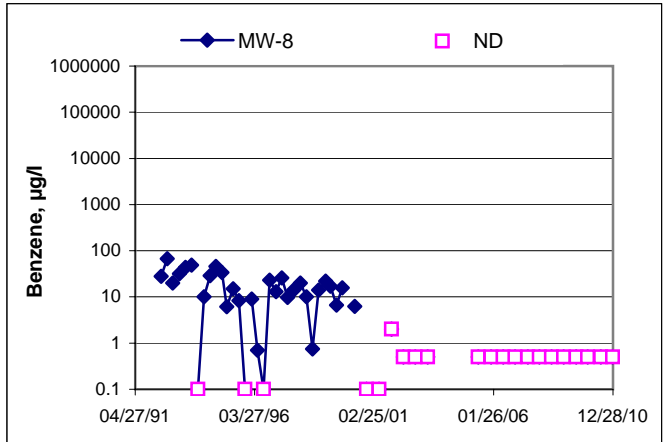
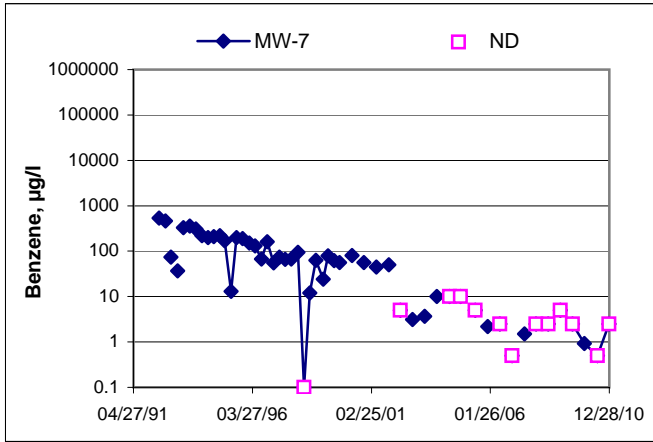
Elevations may have been corrected for apparent changes due to resurvey

# Benzene Concentrations vs Time

76 Station 3292



### Benzene Concentrations vs Time 76 Station 3292



# GENERAL FIELD PROCEDURES

## **Groundwater Monitoring and Sampling Assignments**

For each site, TRC technicians are provided with a Technical Service Request (TSR) that specifies activities required to complete the groundwater monitoring and sampling assignment for the site. TSRs are based on client directives, instructions from the primary environmental consultant for the site, regulatory requirements, and TRC's previous experience with the site.

## **Fluid Level Measurements**

Initial site activities include determination of well locations based on a site map provided with the TSR. Well boxes are opened and caps are removed. Indications of well or well box damage or of pressure buildup in the well are noted.

Fluid levels in each well are measured using a coated cloth tape equipped with an electronic interface probe, which distinguishes between liquid phase hydrocarbon (LPH) and water. The depth to LPH (if it is present), to water, and to the bottom of the well are measured from the top of the well casing (surveyors mark or notch if present) to the nearest 0.01 foot. Unless otherwise instructed, a well with less than 0.67 foot between the measured top of water and the measured bottom of the well casing is considered dry, and is not sampled. If the well contains 0.67 foot or more of water, an attempt is made to bail and/or sample as specified on the TSR.

Wells that are found to contain LPH are not purged or sampled. Instead, one casing volume of fluid is bailed from the well and the well is re-sealed. Bailed fluids are placed in a container separate from normal purge water, and properly disposed.

## **Purging and Groundwater Parameter Measurement**

TSR instructions may specify that a well not be purged (no-purge sampling), be purged using low-flow methods, or be purged using conventional pump and/or bail methods. Conventional purging generally consists of pumping or bailing until a minimum of three casing volumes of water have been removed or until the well has been pumped dry. Pumping is generally accomplished using submersible electric or pneumatic diaphragm pumps.

During conventional purging, three groundwater parameters (temperature, pH, and conductivity) are measured after removal of each casing volume. Stabilization of these parameters, to within 10 percent, confirm that sufficient purging has been completed. In some cases, the TSR indicates that other parameters are also to be measured during purging. TRC commonly measures dissolved oxygen (DO), oxidation-reduction potential (ORP), and/or turbidity. Instruments used for groundwater parameter measurements are calibrated daily according to manufacturer's instructions.

Low-flow purging utilizes a bladder or peristaltic pump to remove water from the well at a low rate. Groundwater parameters specified by the TSR are measured continuously until they become stable in general accordance with EPA guidelines.

Purge water is generally collected in labeled drums for disposal. Drums may be left on site for disposal by others, or transported to a collection location for eventual transfer to a licensed treatment or recycling facility. In some cases, purge water may be collected directly from the site by a licensed vacuum truck company, or may be treated on site by an active remediation system, if so directed.

## **Groundwater Sample Collection**

After wells are purged, or not purged, according to TSR instructions, samples are collected for laboratory analysis. For wells that have been purged using conventional pump or bail methods, sampling is conducted after the well has recovered to 80 percent of its original volume or after two hours if the well does not recover to at least 80 percent. If there is insufficient recharge of water in the well after two hours, the well is not sampled.

Samples are collected by lowering a new, disposable, ½-inch to 4-inch polyethylene bottom-fill bailer to just below the water level in the well. The bailer is retrieved and the water sample is carefully transferred to containers specified for the laboratory analytical methods indicated by the TSR. Particular care is given to containers for volatile organic analysis (VOAs) which require filling to zero headspace and fitting with Teflon-sealed caps.

After filling, all containers are labeled with project number (or site number), well designation, sample date, sample time, and the sampler's initials, and placed in an insulated chest with ice. Samples remain chilled prior to and during transport to a state-certified laboratory for analysis. Sample container descriptions and requested analyses are entered onto a chain-of-custody form in order to provide instructions to the laboratory. The chain-of-custody form accompanies the samples during transportation to provide a continuous record of possession from the field to the laboratory. If a freight or overnight carrier transports the samples, the carrier is noted on the form.

For wells that have been purged using low-flow methods, sample containers are filled from the effluent stream of the bladder or peristaltic pump. In some cases, if so specified by the TSR, samples are taken from the sample ports of actively pumping remediation wells.

## **Sequence of Gauging, Purging and Sampling**

The sequence in which monitoring activities are conducted is specified on the TSR. In general, wells are gauged beginning with the least affected well and ending with the well that has the highest concentration based on previous analytic results. After all gauging for the site is completed, wells are purged and/or sampled from the least-affected to the most-affected well.

## **Decontamination**

In order to reduce the possibility of cross contamination between wells, strict isolation and decontamination procedures are observed. Portable pumps are not used in wells with LPH. Technicians wear nitrile gloves during all gauging, purging, and sampling activities. Gloves are changed between wells and more often if warranted. Any equipment that could come in contact with fluids are either dedicated a particular well, decontaminated prior to each use, or discarded after a single use. Decontamination consists of washing in a solution of Liqui-nox and water and rinsing twice. The final rinse is in deionized water.

## **Exceptions**

Additional tasks or non-standard procedures, if any, that may be requested or required for a particular site, and noted on the site TSR, are documented in field notes on the following pages.

# FIELD MONITORING DATA SHEET

Technician: JOE

Job #/Task #: 173845/FA20

Date: 12/21/10

Site # 3292

Project Manager A. Collins

Page 1 of 1

| Well #   | TOC | Time Gauged | Total Depth | Depth to Water | Depth to Product | Product Thickness (feet) | Time Sampled | Misc. Well Notes  |
|----------|-----|-------------|-------------|----------------|------------------|--------------------------|--------------|---|
| MW-5     | X   | 0627        | 22.05       | 8.62           | —                | —                        | 1207         | 2"  |
| MW-1     | X   | 0632        | 18.88       | 9.06           | —                | —                        | 1225         | 2"  |
| MW-2     | X   | 0638        | 19.02       | 8.88           | —                | —                        | 1243         | 2"  |
| MW-9     | X   | 0710        | 19.01       | 9.58           | —                | —                        | 1001         | 2" pressure opened remaining wells let stabilize for 30 mins. |
| MW-8     | X   | 0717        | 18.95       | 10.29          | —                | —                        | 1015         | 2"  |
| MW-10    | X   | 0748        | 19.61       | 9.20           | —                | —                        | 0856         | 2"  |
| MW-3(SP) | X   | 0752        | 20.46       | 9.38           | —                | —                        | 0837         | 2" ↓  |
| MW-7     | X   | 1048        | 21.12       | 8.45           | —                | —                        | 1118         | 2" could not gauge well until CITY Inspector arrived          |
| MW-2(SP) | X   | 0756        | 20.66       | 9.72           | —                | —                        | 0945         | 2" pressure opened remaining wells let stabilize for 30 mins. |
| MW-11    | X   | 0802        | 18.89       | 9.00           | —                | —                        | 0921         | 2" ↓  |
|          |     |             |             |                |                  |                          |              |   |
|          |     |             |             |                |                  |                          |              |   |
|          |     |             |             |                |                  |                          |              |   |
|          |     |             |             |                |                  |                          |              |   |
|          |     |             |             |                |                  |                          |              |   |
|          |     |             |             |                |                  |                          |              |   |
|          |     |             |             |                |                  |                          |              |   |
|          |     |             |             |                |                  |                          |              |   |
|          |     |             |             |                |                  |                          |              |   |
|          |     |             |             |                |                  |                          |              |   |
|          |     |             |             |                |                  |                          |              |   |
|          |     |             |             |                |                  |                          |              |   |
|          |     |             |             |                |                  |                          |              |   |
|          |     |             |             |                |                  |                          |              |   |
|          |     |             |             |                |                  |                          |              |   |
|          |     |             |             |                |                  |                          |              |   |
|          |     |             |             |                |                  |                          |              |   |
|          |     |             |             |                |                  |                          |              |   |
|          |     |             |             |                |                  |                          |              |   |
|          |     |             |             |                |                  |                          |              |   |
|          |     |             |             |                |                  |                          |              |   |
|          |     |             |             |                |                  |                          |              |   |
|          |     |             |             |                |                  |                          |              |   |
|          |     |             |             |                |                  |                          |              |   |
|          |     |             |             |                |                  |                          |              |   |
|          |     |             |             |                |                  |                          |              |   |
|          |     |             |             |                |                  |                          |              |   |
|          |     |             |             |                |                  |                          |              |   |
|          |     |             |             |                |                  |                          |              |   |
|          |     |             |             |                |                  |                          |              |   |
|          |     |             |             |                |                  |                          |              |   |
|          |     |             |             |                |                  |                          |              |   |

|                     |                |                 |                           |
|---------------------|----------------|-----------------|---------------------------|
| FIELD DATA COMPLETE | QA/QC          | COC             | WELL BOX CONDITION SHEETS |
| MANIFEST            | DRUM INVENTORY | TRAFFIC CONTROL |                           |





## GROUNDWATER SAMPLING FIELD NOTES

Technician: JOE

Site: 3292

Project No.: 173845

Date: 12/21/10

Well No. MW-5

Purge Method: DIA

Depth to Water (feet): 8.62

Depth to Product (feet):           

Total Depth (feet) 22.05

LPH & Water Recovered (gallons):           

Water Column (feet): 13.43

Casing Diameter (Inches): 2"

80% Recharge Depth(feet): 11.30

1 Well Volume (gallons): 3

| Time Start             | Time Stop   | Depth to Water (feet) | Volume Purged (gallons) | Conductivity (µS/cm) | Temperature (F (C)) | pH          | D.O. (mg/L) | ORP | Turbidity |
|------------------------|-------------|-----------------------|-------------------------|----------------------|---------------------|-------------|-------------|-----|-----------|
| <b>Pre-Purge</b>       |             |                       |                         |                      |                     |             | <u>2.20</u> |     |           |
| <u>1158</u>            |             |                       | <u>3</u>                | <u>800.8</u>         | <u>19.8</u>         | <u>7.00</u> |             |     |           |
|                        |             |                       | <u>6</u>                | <u>795.7</u>         | <u>20.5</u>         | <u>6.46</u> |             |     |           |
|                        | <u>1159</u> |                       | <u>9</u>                | <u>792.5</u>         | <u>20.7</u>         | <u>6.39</u> |             |     |           |
| Static at Time Sampled |             |                       | Total Gallons Purged    |                      | Sample Time         |             |             |     |           |
| <u>8.83</u>            |             |                       | <u>9</u>                |                      | <u>1207</u>         |             |             |     |           |
| <b>Comments:</b>       |             |                       |                         |                      |                     |             |             |     |           |
|                        |             |                       |                         |                      |                     |             |             |     |           |

Well No. MW-1

Purge Method: DIA

Depth to Water (feet): 9.06

Depth to Product (feet):           

Total Depth (feet) 18.88

LPH & Water Recovered (gallons):           

Water Column (feet): 9.82

Casing Diameter (Inches): 2"

80% Recharge Depth(feet): 11.02

1 Well Volume (gallons): 2

| Time Start             | Time Stop   | Depth to Water (feet) | Volume Purged (gallons) | Conductivity (µS/cm) | Temperature (F (C)) | pH          | D.O. (mg/L) | ORP | Turbidity |
|------------------------|-------------|-----------------------|-------------------------|----------------------|---------------------|-------------|-------------|-----|-----------|
| <b>Pre-Purge</b>       |             |                       |                         |                      |                     |             | <u>2.62</u> |     |           |
| <u>1217</u>            |             |                       | <u>2</u>                | <u>741.7</u>         | <u>18.0</u>         | <u>7.03</u> |             |     |           |
|                        |             |                       | <u>4</u>                | <u>753.8</u>         | <u>19.2</u>         | <u>6.93</u> |             |     |           |
|                        | <u>1218</u> |                       | <u>6</u>                | <u>752.6</u>         | <u>18.9</u>         | <u>7.02</u> |             |     |           |
| Static at Time Sampled |             |                       | Total Gallons Purged    |                      | Sample Time         |             |             |     |           |
| <u>9.69</u>            |             |                       | <u>6</u>                |                      | <u>1225</u>         |             |             |     |           |
| <b>Comments:</b>       |             |                       |                         |                      |                     |             |             |     |           |
|                        |             |                       |                         |                      |                     |             |             |     |           |

## GROUNDWATER SAMPLING FIELD NOTES

Technician: JOE

Site: 3292

Project No.: 173845

Date: 12/21/18

Well No. MW-2

Purge Method: DIA

Depth to Water (feet): 8.88

Depth to Product (feet):                     

Total Depth (feet) 19.02

LPH & Water Recovered (gallons):                     

Water Column (feet): 10.14

Casing Diameter (Inches): 2"

80% Recharge Depth(feet): 10.90

1 Well Volume (gallons): 2

| Time Start             | Time Stop | Depth to Water (feet) | Volume Purged (gallons) | Conductivity (µS/cm) | Temperature (F, C) | pH          | D.O. (mg/L) | ORP | Turbidity |
|------------------------|-----------|-----------------------|-------------------------|----------------------|--------------------|-------------|-------------|-----|-----------|
| <b>Pre-Purge</b>       |           |                       |                         |                      |                    |             | 2.30        |     |           |
| 1237                   |           |                       | 2                       | 635.6                | 18.2               | 6.95        |             |     |           |
|                        |           |                       | 4                       | 653.8                | 20.2               | 6.58        |             |     |           |
|                        | 1238      |                       | 6                       | 649.3                | 20.1               | 6.60        |             |     |           |
| Static at Time Sampled |           |                       | Total Gallons Purged    |                      |                    | Sample Time |             |     |           |
| 8.89                   |           |                       | 6                       |                      |                    | 1243        |             |     |           |
| <b>Comments:</b>       |           |                       |                         |                      |                    |             |             |     |           |
|                        |           |                       |                         |                      |                    |             |             |     |           |

Well No. MW-9

Purge Method: DIA

Depth to Water (feet): 9.58

Depth to Product (feet):                     

Total Depth (feet) 19.01

LPH & Water Recovered (gallons):                     

Water Column (feet): 9.43

Casing Diameter (Inches): 2"

80% Recharge Depth(feet): 11.46

1 Well Volume (gallons): 2

| Time Start   | Time Stop | Depth to Water (feet) | Volume Purged (gallons) | Conductivity (µS/cm) | Temperature (F, C) | pH          | D.O. (mg/L) | ORP | Turbidity |
|--|-----------|-----------------------|-------------------------|----------------------|--------------------|-------------|-------------|-----|-----------|
| <b>Pre-Purge</b>   |           |                       |                         |                      |                    |             | 3.10        |     |           |
| 0954   |           |                       | 2                       | 882.9                | 18.2               | 7.02        |             |     |           |
|  |           |                       | 4                       | 899.3                | 19.6               | 7.26        |             |     |           |
|  | 0957      |                       | 6                       | 888.1                | 19.8               | 7.53        |             |     |           |
| Static at Time Sampled   |           |                       | Total Gallons Purged    |                      |                    | Sample Time |             |     |           |
| 10.68  |           |                       | 6                       |                      |                    | 1001        |             |     |           |
| <b>Comments:</b> <u>DRY AT Each well volume. Recharges quickly</u> |           |                       |                         |                      |                    |             |             |     |           |
|  |           |                       |                         |                      |                    |             |             |     |           |

## GROUNDWATER SAMPLING FIELD NOTES

Technician: JOE

Site: 3292

Project No.: 173845

Date: 12/21/10

Well No. MW-8

Purge Method: DJA

Depth to Water (feet): 10.29

Depth to Product (feet): \_\_\_\_\_

Total Depth (feet) 18.95

LPH & Water Recovered (gallons): \_\_\_\_\_

Water Column (feet): 8.66

Casing Diameter (Inches): 2"

80% Recharge Depth(feet): 12.02

1 Well Volume (gallons): 2

| Time Start             | Time Stop | Depth to Water (feet) | Volume Purged (gallons) | Conductivity (µS/cm) | Temperature (F, C) | pH          | D.O. (mg/L) | ORP | Turbidity |
|------------------------|-----------|-----------------------|-------------------------|----------------------|--------------------|-------------|-------------|-----|-----------|
| <b>Pre-Purge</b>       |           |                       |                         |                      |                    |             | 2.81        |     |           |
| 1009                   |           |                       | 2                       | 883.2                | 19.1               | 7.30        |             |     |           |
|                        |           |                       | 4                       | 884.0                | 20.4               | 6.84        |             |     |           |
|                        | 1010      |                       | 6                       | 882.8                | 20.6               | 6.81        |             |     |           |
| Static at Time Sampled |           |                       | Total Gallons Purged    |                      |                    | Sample Time |             |     |           |
| 10.32                  |           |                       | 6                       |                      |                    | 1015        |             |     |           |
| <b>Comments:</b>       |           |                       |                         |                      |                    |             |             |     |           |
|                        |           |                       |                         |                      |                    |             |             |     |           |

Well No. MW-10

Purge Method: HB

Depth to Water (feet): 9.20

Depth to Product (feet): \_\_\_\_\_

Total Depth (feet) 19.61

LPH & Water Recovered (gallons): \_\_\_\_\_

Water Column (feet): 10.41

Casing Diameter (Inches): 2"

80% Recharge Depth(feet): 11.28

1 Well Volume (gallons): 2

| Time Start             | Time Stop | Depth to Water (feet) | Volume Purged (gallons) | Conductivity (µS/cm) | Temperature (F, C) | pH          | D.O. (mg/L) | ORP | Turbidity |
|------------------------|-----------|-----------------------|-------------------------|----------------------|--------------------|-------------|-------------|-----|-----------|
| <b>Pre-Purge</b>       |           |                       |                         |                      |                    |             | 0.58        |     |           |
| 0944                   |           |                       | 2                       | 871.3                | 18.4               | 6.69        |             |     |           |
|                        |           |                       | 4                       | 880.1                | 18.8               | 6.57        |             |     |           |
|                        | 0954      |                       | 6                       | 876.0                | 19.0               | 6.58        |             |     |           |
| Static at Time Sampled |           |                       | Total Gallons Purged    |                      |                    | Sample Time |             |     |           |
| 9.22                   |           |                       | 6                       |                      |                    | 0956        |             |     |           |
| <b>Comments:</b>       |           |                       |                         |                      |                    |             |             |     |           |
|                        |           |                       |                         |                      |                    |             |             |     |           |

## GROUNDWATER SAMPLING FIELD NOTES

Technician: JOE

Site: 3292

Project No.: 173845

Date: 12/21/18

Well No. MW-3(SP)

Purge Method: DIA

Depth to Water (feet): 9.38

Depth to Product (feet):           

Total Depth (feet) 20.46

LPH & Water Recovered (gallons):           

Water Column (feet): 11.08

Casing Diameter (Inches): 2"

80% Recharge Depth(feet): 11.59

1 Well Volume (gallons): 2

| Time Start             | Time Stop | Depth to Water (feet) | Volume Purged (gallons) | Conductivity (µS/cm) | Temperature (F/C) | pH          | D.O. (mg/L) | ORP | Turbidity |
|------------------------|-----------|-----------------------|-------------------------|----------------------|-------------------|-------------|-------------|-----|-----------|
| <b>Pre-Purge</b>       |           |                       |                         |                      |                   |             | 2.09        |     |           |
| 0829                   |           |                       | 2                       | 869.8                | 17.6              | 6.65        |             |     |           |
|                        |           |                       | 4                       | 855.0                | 18.7              | 6.54        |             |     |           |
|                        | 0830      |                       | 6                       | 854.7                | 19.2              | 6.54        |             |     |           |
| Static at Time Sampled |           |                       | Total Gallons Purged    |                      |                   | Sample Time |             |     |           |
| 9.40                   |           |                       | 6                       |                      |                   | 0837        |             |     |           |
| Comments:              |           |                       |                         |                      |                   |             |             |     |           |

Well No. MW-7

Purge Method: DIA

Depth to Water (feet): 8.45

Depth to Product (feet):           

Total Depth (feet) 21.12

LPH & Water Recovered (gallons):           

Water Column (feet): 12.67

Casing Diameter (Inches): 2"

80% Recharge Depth(feet): 10.98

1 Well Volume (gallons): 3

| Time Start   | Time Stop | Depth to Water (feet) | Volume Purged (gallons) | Conductivity (µS/cm) | Temperature (F/C) | pH          | D.O. (mg/L) | ORP | Turbidity |
|--|-----------|-----------------------|-------------------------|----------------------|-------------------|-------------|-------------|-----|-----------|
| <b>Pre-Purge</b>   |           |                       |                         |                      |                   |             | 2.33        |     |           |
| 1052   |           |                       | 3                       | 643.2                | 18.4              | 7.82        |             |     |           |
|  |           |                       | 6                       | 657.9                | 19.4              | 7.21        |             |     |           |
|  | 1100      |                       | 9                       | 590.5                | 19.2              | 8.02        |             |     |           |
| Static at Time Sampled                                     |           |                       | Total Gallons Purged    |                      |                   | Sample Time |             |     |           |
| 10.98  |           |                       | 9                       |                      |                   | 1118        |             |     |           |
| Comments: <u>DRY AT Each well volume Recharges quickly</u> |           |                       |                         |                      |                   |             |             |     |           |

## GROUNDWATER SAMPLING FIELD NOTES

Technician: JOE

Site: 3292

Project No.: 173845

Date: 12/21/10

Well No. MW-2(SP)

Purge Method: HB

Depth to Water (feet): 9.72

Depth to Product (feet):           

Total Depth (feet) 20.66

LPH & Water Recovered (gallons):           

Water Column (feet): 10.94

Casing Diameter (Inches): 2"

80% Recharge Depth(feet): 11.90

1 Well Volume (gallons): 2

| Time Start             | Time Stop | Depth to Water (feet) | Volume Purged (gallons) | Conductivity (µS/cm) | Temperature (F, C) | pH          | D.O. (mg/L) | ORP | Turbidity |
|------------------------|-----------|-----------------------|-------------------------|----------------------|--------------------|-------------|-------------|-----|-----------|
| <b>Pre-Purge</b>       |           |                       |                         |                      |                    |             | 1.62        |     |           |
| 0933                   |           |                       | 2                       | 934.7                | 18.9               | 6.61        |             |     |           |
|                        |           |                       | 4                       | 934.3                | 19.0               | 6.65        |             |     |           |
|                        | 0943      |                       | 6                       | 929.6                | 19.2               | 6.63        |             |     |           |
| Static at Time Sampled |           |                       | Total Gallons Purged    |                      |                    | Sample Time |             |     |           |
| <u>9.73</u>            |           |                       | <u>6</u>                |                      |                    | <u>0945</u> |             |     |           |
| <b>Comments:</b>       |           |                       |                         |                      |                    |             |             |     |           |
|                        |           |                       |                         |                      |                    |             |             |     |           |

Well No. MW-11

Purge Method: HB

Depth to Water (feet): 9.00

Depth to Product (feet):           

Total Depth (feet) 18.89

LPH & Water Recovered (gallons):           

Water Column (feet): 9.89

Casing Diameter (Inches): 2"

80% Recharge Depth(feet): 10.97

1 Well Volume (gallons): 2

| Time Start             | Time Stop | Depth to Water (feet) | Volume Purged (gallons) | Conductivity (µS/cm) | Temperature (F, C) | pH          | D.O. (mg/L) | ORP | Turbidity |
|------------------------|-----------|-----------------------|-------------------------|----------------------|--------------------|-------------|-------------|-----|-----------|
| <b>Pre-Purge</b>       |           |                       |                         |                      |                    |             | 1.55        |     |           |
| 0911                   |           |                       | 2                       | 861.3                | 19.1               | 6.87        |             |     |           |
|                        |           |                       | 4                       | 856.7                | 19.6               | 6.91        |             |     |           |
|                        | 0920      |                       | 6                       | 853.4                | 19.4               | 6.90        |             |     |           |
| Static at Time Sampled |           |                       | Total Gallons Purged    |                      |                    | Sample Time |             |     |           |
| <u>9.17</u>            |           |                       | <u>6</u>                |                      |                    | <u>0921</u> |             |     |           |
| <b>Comments:</b>       |           |                       |                         |                      |                    |             |             |     |           |
|                        |           |                       |                         |                      |                    |             |             |     |           |



Date of Report: 01/05/2011

Anju Farfan

TRC

123 Technology Drive  
Irvine, CA 92618

RE: 3292  
BC Work Order: 1017969  
Invoice ID: B092683

Enclosed are the results of analyses for samples received by the laboratory on 12/21/2010. If you have any questions concerning this report, please feel free to contact me.

Sincerely,

Contact Person: Molly Meyers  
Client Service Rep

Authorized Signature

Certifications: CA ELAP #1186; NV #CA00014



## Table of Contents

### Sample Information

|   |   |
|---|---|
| Chain of Custody and Cooler Receipt form.....   | 3 |
| Laboratory / Client Sample Cross Reference..... | 6 |

### Sample Results

|  |    |
|--|----|
| <b>1017969-01 - MW-5</b>                         |    |
| Volatile Organic Analysis (EPA Method 8260)..... | 10 |
| <b>1017969-02 - MW-1</b>                         |    |
| Volatile Organic Analysis (EPA Method 8260)..... | 11 |
| <b>1017969-03 - MW-2</b>                         |    |
| Volatile Organic Analysis (EPA Method 8260)..... | 12 |
| <b>1017969-04 - MW-9</b>                         |    |
| Volatile Organic Analysis (EPA Method 8260)..... | 13 |
| <b>1017969-05 - MW-8</b>                         |    |
| Volatile Organic Analysis (EPA Method 8260)..... | 14 |
| <b>1017969-06 - MW-10</b>                        |    |
| Volatile Organic Analysis (EPA Method 8260)..... | 15 |
| <b>1017969-07 - MW-3(SP)</b>                     |    |
| Volatile Organic Analysis (EPA Method 8260)..... | 16 |
| <b>1017969-08 - MW-7</b>                         |    |
| Volatile Organic Analysis (EPA Method 8260)..... | 17 |
| <b>1017969-09 - MW-2(SP)</b>                     |    |
| Volatile Organic Analysis (EPA Method 8260)..... | 18 |
| <b>1017969-10 - MW-11</b>                        |    |
| Volatile Organic Analysis (EPA Method 8260)..... | 19 |

### Quality Control Reports

|  |    |
|--|----|
| <b>Volatile Organic Analysis (EPA Method 8260)</b> |    |
| Method Blank Analysis.....                         | 20 |
| Laboratory Control Sample.....                     | 21 |
| Precision and Accuracy.....                        | 22 |

### Notes

|                            |    |
|----------------------------|----|
| Notes and Definitions..... | 23 |
|----------------------------|----|



**BC LABORATORIES, INC.**

4100 Atlas Court Bakersfield, CA 93308  
 (661) 327-4911 FAX (661) 327-1918

**CHAIN OF CUSTODY**

**Analysis Requested**

10-17969

|                                 |      |   |  |   |  |                           |
|---------------------------------|------|---|--|---|--|---------------------------|
| Bill to: Conoco Phillips/ TRC   |      | Consultant Firm: TRC  |  | MATRIX<br><input checked="" type="checkbox"/> (GW) Ground-water<br><input type="checkbox"/> (S) Soil<br><input type="checkbox"/> (WW) Waste-water<br><input type="checkbox"/> (SL) Sludge | BTEX/MTBE by 8021B, Gas by 8015<br>TPH GAS by 8015M<br>TPH DIESEL by 8015<br>8260 full list w/ oxygenates<br>BTEX/MTBE/ <del> </del> BY 8260B<br>ETHANOL by 8260B<br>TPH -G by GC/MS<br>EOB/EDC by 8260B | Turnaround Time Requested |
| Address: 15008 EAST 14TH ST     |      | 21 Technology Drive<br>Irvine, CA 92618-2302<br>Attn: Anju Farfan |  |   |  |                           |
| City: San Leandro               |      | 4-digit site#: 3292<br>Workorder # 01160-4513012296               |  |   |  |                           |
| State: CA                       | Zip: | Project #: 173845   |  |   |  |                           |
| Conoco Phillips Mgr: Bill Borgh |      | Sampler Name: JOE   |  |   |  |                           |

| Lab# | Sample Description | Field Point Name | Date & Time Sampled | BOTTLES | BTEX/MTBE by 8021B, Gas by 8015 | TPH GAS by 8015M | TPH DIESEL by 8015 | 8260 full list w/ oxygenates | BTEX/MTBE/ <del> </del> BY 8260B | ETHANOL by 8260B | TPH -G by GC/MS | EOB/EDC by 8260B | Turnaround Time Requested |
|------|--------------------|------------------|---------------------|---------|---------------------------------|------------------|--------------------|------------------------------|----------------------------------|------------------|-----------------|------------------|---------------------------|
|      | -1                 | MW-5             | 12/21/10 1207       | 3       |                                 |                  |                    |                              | X                                | X                | X               | X                | STD                       |
|      | -2                 | MW-1             | 1225                |         |                                 |                  |                    |                              |                                  |                  |                 |                  |                           |
|      | -3                 | MW-2             | 1243                |         |                                 |                  |                    |                              |                                  |                  |                 |                  |                           |
|      | -4                 | MW-9             | 1001                |         |                                 |                  |                    |                              |                                  |                  |                 |                  |                           |
|      | -5                 | MW-8             | 1015                |         |                                 |                  |                    |                              |                                  |                  |                 |                  |                           |
|      | -6                 | MW-10            | 0856                |         |                                 |                  |                    |                              |                                  |                  |                 |                  |                           |
|      | -7                 | MW-3(SP)         | 0837                |         |                                 |                  |                    |                              |                                  |                  |                 |                  |                           |
|      | -8                 | MW-7             | 1118                |         |                                 |                  |                    |                              |                                  |                  |                 |                  |                           |

|  |   |                  |                              |
|--|---|------------------|------------------------------|
| Comments: Run 8 OXYS by 8260 on the highest 8260 MTBE hit.<br><br>GLOBAL ID: T0600101450 | Relinquished by: (Signature)<br>              | Received by:<br> | Date & Time<br>12/21/10 1505 |
|  | Relinquished by: (Signature)<br>12.21.10      | Received by:<br> | Date & Time<br>12.21.10 1747 |
|  | Relinquished by: (Signature)<br>12.21.10 2100 | Received by:<br> | Date & Time<br>12.21.10 2108 |





**BC LABORATORIES, INC.**

4100 Atlas Court Bakersfield, CA 93308  
 (661) 327-4911 FAX (661) 327-1918

**CHAIN OF CUSTODY**

**Analysis Requested**

10-17969

| Bill to: Conoco Phillips/ TRC  |                    | Consultant Firm: TRC  |                     | MATRIX<br>(GW)<br>Ground-water<br>(S)<br>Soil<br>(WW)<br>Waste-water<br>(SL)<br>Sludge | BTEX/MTBE by 8021B, Gas by 8015<br><br>TPH GAS by 8015M<br><br>TPH DIESEL by 8015<br><br>8260 full list w/ oxygenates<br><br>BTEX/MTBE/ <del> </del> BY 8260B<br><br>ETHANOL by 8260B<br><br>TPH - G by GC/MS<br><br>EDB/PC by 8260B | Turnaround Time Requested    |
|--|--------------------|---|---------------------|--|--|------------------------------|
| Address: 15009 EAST 14TH ST  |                    | 21 Technology Drive<br>Irvine, CA 92618-2302<br>Attn: Anju Farfan |                     |  |  |                              |
| City: San Leandro  |                    | 4-digit site#: 3292<br>Workorder #: 01160-4530/2296               |                     |  |  |                              |
| State: CA  | Zip:               | Project #: 173845   |                     |  |  |                              |
| Conoco Phillips Mgr: Bill Borsh  |                    | Sampler Name: JOE   |                     |  |  |                              |
| Lab#   | Sample Description | Field Point Name  | Date & Time Sampled |  |  |                              |
|  | -9                 | MW-2 (SP)   | 12/21/10 0945       | BOTTLES 3  |  |                              |
|  | -10                | MW-11   | ↓ 0921              | ↓  |  |                              |
| Comments: Run 3 OXYS by 8260 on the highest 8260 MTBE hit.<br>GLOBAL ID: T0600101450 |                    |   |                     | Relinquished by: (Signature)<br>   | Received by:<br>   | Date & Time<br>12/21/10 1505 |
|  |                    |   |                     | Relinquished by: (Signature)<br>   | Received by:<br>   | Date & Time<br>12-21-10 1747 |
|  |                    |   |                     | Relinquished by: (Signature)<br>   | Received by:<br>   | Date & Time<br>12-21-10 2100 |

The results in this report apply to the samples analyzed in accordance with the chain of custody document. This analytical report must be reproduced in its entirety. All results listed in this report are for the exclusive use of the submitting party. BC Laboratories, Inc. assumes no responsibility for report alteration, separation, detachment or third party interpretation. 4100 Atlas Court Bakersfield, CA 93308 (661) 327-4911 FAX (661) 327-1918 www.bclabs.com



# Laboratories, Inc.

Environmental Testing Laboratory Since 1949

BC LABORATORIES INC. **SAMPLE RECEIPT FORM** Rev. No. 12 06/24/08 Page 1 of 1

Submission #: 10-17969

**SHIPPING INFORMATION**  
 Federal Express  UPS  Hand Delivery   
 BC Lab Field Service  Other  (Specify) \_\_\_\_\_

**SHIPPING CONTAINER**  
 Ice Chest  None   
 Box  Other  (Specify) \_\_\_\_\_

Refrigerant: Ice  Blue Ice  None  Other  Comments: \_\_\_\_\_

Custody Seals Ice Chest  Containers  None  Comments: \_\_\_\_\_  
 Intact? Yes  No  Intact? Yes  No

All samples received? Yes  No  All samples containers intact? Yes  No  Description(s) match COC? Yes  No

COC Received  YES  NO  
 Emissivity 0.95 Container: VOA Thermometer ID: #163 Date/Time: 12/21/10  
 Temperature: A 3.4 °C / C 3.4 °C Analyst Init: S 215

| SAMPLE CONTAINERS                   | SAMPLE NUMBERS |    |    |    |    |    |    |    |    |    |
|-------------------------------------|----------------|----|----|----|----|----|----|----|----|----|
|                                     | 1              | 2  | 3  | 4  | 5  | 6  | 7  | 8  | 9  | 10 |
| QT GENERAL MINERAL/GENERAL PHYSICAL |                |    |    |    |    |    |    |    |    |    |
| PT PE UNPRESERVED                   |                |    |    |    |    |    |    |    |    |    |
| QT INORGANIC CHEMICAL METALS        |                |    |    |    |    |    |    |    |    |    |
| PT INORGANIC CHEMICAL METALS        |                |    |    |    |    |    |    |    |    |    |
| PT CYANIDE                          |                |    |    |    |    |    |    |    |    |    |
| PT NITROGEN FORMS                   |                |    |    |    |    |    |    |    |    |    |
| PT TOTAL SULFIDE                    |                |    |    |    |    |    |    |    |    |    |
| 1oz. NITRATE/NITRITE                |                |    |    |    |    |    |    |    |    |    |
| PT TOTAL ORGANIC CARBON             |                |    |    |    |    |    |    |    |    |    |
| PT TOX                              |                |    |    |    |    |    |    |    |    |    |
| PT CHEMICAL OXYGEN DEMAND           |                |    |    |    |    |    |    |    |    |    |
| PIA PHENOLICS                       |                |    |    |    |    |    |    |    |    |    |
| 40ml VOA VIAL TRAVEL BLANK          |                |    |    |    |    |    |    |    |    |    |
| 40ml VOA VIAL                       | A3             | A3 | A3 | A3 | A3 | A3 | A3 | A3 | A3 | A3 |
| QT EPA 413.1, 413.2, 418.1          |                |    |    |    |    |    |    |    |    |    |
| PT ODOR                             |                |    |    |    |    |    |    |    |    |    |
| RADIOLOGICAL                        |                |    |    |    |    |    |    |    |    |    |
| BACTERIOLOGICAL                     |                |    |    |    |    |    |    |    |    |    |
| 40 ml VOA VIAL- 501                 |                |    |    |    |    |    |    |    |    |    |
| QT EPA 508/608/8080                 |                |    |    |    |    |    |    |    |    |    |
| QT EPA 515.10150                    |                |    |    |    |    |    |    |    |    |    |
| QT EPA 525                          |                |    |    |    |    |    |    |    |    |    |
| QT EPA 525 TRAVEL BLANK             |                |    |    |    |    |    |    |    |    |    |
| 100ml EPA 547                       |                |    |    |    |    |    |    |    |    |    |
| 100ml EPA 531.1                     |                |    |    |    |    |    |    |    |    |    |
| QT EPA 548                          |                |    |    |    |    |    |    |    |    |    |
| QT EPA 549                          |                |    |    |    |    |    |    |    |    |    |
| QT EPA 632                          |                |    |    |    |    |    |    |    |    |    |
| QT EPA 8015M                        |                |    |    |    |    |    |    |    |    |    |
| QT AMBER                            |                |    |    |    |    |    |    |    |    |    |
| 8 OZ. JAR                           |                |    |    |    |    |    |    |    |    |    |
| 1/2 OZ. JAR                         |                |    |    |    |    |    |    |    |    |    |
| SOIL SLEEVE                         |                |    |    |    |    |    |    |    |    |    |
| PCB VIAL                            |                |    |    |    |    |    |    |    |    |    |
| PLASTIC BAG                         |                |    |    |    |    |    |    |    |    |    |
| FERROUS IRON                        |                |    |    |    |    |    |    |    |    |    |
| ENCORE                              |                |    |    |    |    |    |    |    |    |    |

CHK BY: [Signature]  
 SUB OUT: [Signature]  
 DISTRIBUTION

Comments: \_\_\_\_\_  
 Sample Numbering Completed By: JOW Date/Time: 12/21/10 1353  
 A = Actual / C = Corrected



TRC  
123 Technology Drive  
Irvine, CA 92618

**Reported:** 01/05/2011 15:49  
**Project:** 3292  
**Project Number:** 4513012296  
**Project Manager:** Anju Farfan

### Laboratory / Client Sample Cross Reference

| Laboratory | Client Sample Information |
|------------|---------------------------|
|------------|---------------------------|

|                   |  |  |
|-------------------|--|--|
| <b>1017969-01</b> | <b>COC Number:</b> ---<br><b>Project Number:</b> 3292<br><b>Sampling Location:</b> ---<br><b>Sampling Point:</b> MW-5<br><b>Sampled By:</b> TRCI | <b>Receive Date:</b> 12/21/2010 21:00<br><b>Sampling Date:</b> 12/21/2010 12:07<br><b>Sample Depth:</b> ---<br><b>Lab Matrix:</b> Water<br><b>Sample Type:</b> Water<br>Delivery Work Order:<br>Global ID: T0600101450<br>Location ID (FieldPoint): MW-5<br>Matrix: W<br>Sample QC Type (SACode): CS<br>Cooler ID: |
|-------------------|--|--|

|                   |  |  |
|-------------------|--|--|
| <b>1017969-02</b> | <b>COC Number:</b> ---<br><b>Project Number:</b> 3292<br><b>Sampling Location:</b> ---<br><b>Sampling Point:</b> MW-1<br><b>Sampled By:</b> TRCI | <b>Receive Date:</b> 12/21/2010 21:00<br><b>Sampling Date:</b> 12/21/2010 12:25<br><b>Sample Depth:</b> ---<br><b>Lab Matrix:</b> Water<br><b>Sample Type:</b> Water<br>Delivery Work Order:<br>Global ID: T0600101450<br>Location ID (FieldPoint): MW-1<br>Matrix: W<br>Sample QC Type (SACode): CS<br>Cooler ID: |
|-------------------|--|--|

|                   |  |  |
|-------------------|--|--|
| <b>1017969-03</b> | <b>COC Number:</b> ---<br><b>Project Number:</b> 3292<br><b>Sampling Location:</b> ---<br><b>Sampling Point:</b> MW-2<br><b>Sampled By:</b> TRCI | <b>Receive Date:</b> 12/21/2010 21:00<br><b>Sampling Date:</b> 12/21/2010 12:43<br><b>Sample Depth:</b> ---<br><b>Lab Matrix:</b> Water<br><b>Sample Type:</b> Water<br>Delivery Work Order:<br>Global ID: T0600101450<br>Location ID (FieldPoint): MW-2<br>Matrix: W<br>Sample QC Type (SACode): CS<br>Cooler ID: |
|-------------------|--|--|



TRC  
123 Technology Drive  
Irvine, CA 92618

**Reported:** 01/05/2011 15:49  
**Project:** 3292  
**Project Number:** 4513012296  
**Project Manager:** Anju Farfan

### Laboratory / Client Sample Cross Reference

| Laboratory | Client Sample Information |
|------------|---------------------------|
|------------|---------------------------|

|                   |  |  |
|-------------------|--|--|
| <b>1017969-04</b> | <b>COC Number:</b> ---<br><b>Project Number:</b> 3292<br><b>Sampling Location:</b> ---<br><b>Sampling Point:</b> MW-9<br><b>Sampled By:</b> TRCI | <b>Receive Date:</b> 12/21/2010 21:00<br><b>Sampling Date:</b> 12/21/2010 10:01<br><b>Sample Depth:</b> ---<br><b>Lab Matrix:</b> Water<br><b>Sample Type:</b> Water<br>Delivery Work Order:<br>Global ID: T0600101450<br>Location ID (FieldPoint): MW-9<br>Matrix: W<br>Sample QC Type (SACode): CS<br>Cooler ID: |
|-------------------|--|--|

|                   |  |  |
|-------------------|--|--|
| <b>1017969-05</b> | <b>COC Number:</b> ---<br><b>Project Number:</b> 3292<br><b>Sampling Location:</b> ---<br><b>Sampling Point:</b> MW-8<br><b>Sampled By:</b> TRCI | <b>Receive Date:</b> 12/21/2010 21:00<br><b>Sampling Date:</b> 12/21/2010 10:15<br><b>Sample Depth:</b> ---<br><b>Lab Matrix:</b> Water<br><b>Sample Type:</b> Water<br>Delivery Work Order:<br>Global ID: T0600101450<br>Location ID (FieldPoint): MW-8<br>Matrix: W<br>Sample QC Type (SACode): CS<br>Cooler ID: |
|-------------------|--|--|

|                   |   |   |
|-------------------|---|---|
| <b>1017969-06</b> | <b>COC Number:</b> ---<br><b>Project Number:</b> 3292<br><b>Sampling Location:</b> ---<br><b>Sampling Point:</b> MW-10<br><b>Sampled By:</b> TRCI | <b>Receive Date:</b> 12/21/2010 21:00<br><b>Sampling Date:</b> 12/21/2010 08:56<br><b>Sample Depth:</b> ---<br><b>Lab Matrix:</b> Water<br><b>Sample Type:</b> Water<br>Delivery Work Order:<br>Global ID: T0600101450<br>Location ID (FieldPoint): MW-10<br>Matrix: W<br>Sample QC Type (SACode): CS<br>Cooler ID: |
|-------------------|---|---|



TRC  
123 Technology Drive  
Irvine, CA 92618

**Reported:** 01/05/2011 15:49  
**Project:** 3292  
**Project Number:** 4513012296  
**Project Manager:** Anju Farfan

### Laboratory / Client Sample Cross Reference

| Laboratory | Client Sample Information |
|------------|---------------------------|
|------------|---------------------------|

|                   |  |  |
|-------------------|--|--|
| <b>1017969-07</b> | <b>COC Number:</b> ---<br><b>Project Number:</b> 3292<br><b>Sampling Location:</b> ---<br><b>Sampling Point:</b> MW-3(SP)<br><b>Sampled By:</b> TRCI | <b>Receive Date:</b> 12/21/2010 21:00<br><b>Sampling Date:</b> 12/21/2010 08:37<br><b>Sample Depth:</b> ---<br><b>Lab Matrix:</b> Water<br><b>Sample Type:</b> Water<br>Delivery Work Order:<br>Global ID: T0600101450<br>Location ID (FieldPoint): MW-3(SP)<br>Matrix: W<br>Sample QC Type (SACode): CS<br>Cooler ID: |
|-------------------|--|--|

|                   |  |  |
|-------------------|--|--|
| <b>1017969-08</b> | <b>COC Number:</b> ---<br><b>Project Number:</b> 3292<br><b>Sampling Location:</b> ---<br><b>Sampling Point:</b> MW-7<br><b>Sampled By:</b> TRCI | <b>Receive Date:</b> 12/21/2010 21:00<br><b>Sampling Date:</b> 12/21/2010 11:18<br><b>Sample Depth:</b> ---<br><b>Lab Matrix:</b> Water<br><b>Sample Type:</b> Water<br>Delivery Work Order:<br>Global ID: T0600101450<br>Location ID (FieldPoint): MW-7<br>Matrix: W<br>Sample QC Type (SACode): CS<br>Cooler ID: |
|-------------------|--|--|

|                   |  |  |
|-------------------|--|--|
| <b>1017969-09</b> | <b>COC Number:</b> ---<br><b>Project Number:</b> 3292<br><b>Sampling Location:</b> ---<br><b>Sampling Point:</b> MW-2(SP)<br><b>Sampled By:</b> TRCI | <b>Receive Date:</b> 12/21/2010 21:00<br><b>Sampling Date:</b> 12/21/2010 09:45<br><b>Sample Depth:</b> ---<br><b>Lab Matrix:</b> Water<br><b>Sample Type:</b> Water<br>Delivery Work Order:<br>Global ID: T0600101450<br>Location ID (FieldPoint): MW-2(SP)<br>Matrix: W<br>Sample QC Type (SACode): CS<br>Cooler ID: |
|-------------------|--|--|



TRC  
123 Technology Drive  
Irvine, CA 92618

**Reported:** 01/05/2011 15:49  
**Project:** 3292  
**Project Number:** 4513012296  
**Project Manager:** Anju Farfan

### Laboratory / Client Sample Cross Reference

| Laboratory | Client Sample Information |
|------------|---------------------------|
|------------|---------------------------|

|                   |                               |  |
|-------------------|-------------------------------|--|
| <b>1017969-10</b> | <b>COC Number:</b> ---        | <b>Receive Date:</b> 12/21/2010 21:00  |
|                   | <b>Project Number:</b> 3292   | <b>Sampling Date:</b> 12/21/2010 09:21 |
|                   | <b>Sampling Location:</b> --- | <b>Sample Depth:</b> ---               |
|                   | <b>Sampling Point:</b> MW-11  | <b>Lab Matrix:</b> Water               |
|                   | <b>Sampled By:</b> TRCI       | <b>Sample Type:</b> Water              |
|                   |                               | Delivery Work Order:                   |
|                   |                               | Global ID: T0600101450                 |
|                   |                               | Location ID (FieldPoint): MW-11        |
|                   |                               | Matrix: W                              |
|                   |                               | Sample QC Type (SACode): CS            |
|                   |                               | Cooler ID:                             |



TRC  
123 Technology Drive  
Irvine, CA 92618

**Reported:** 01/05/2011 15:49  
**Project:** 3292  
**Project Number:** 4513012296  
**Project Manager:** Anju Farfan

### Volatile Organic Analysis (EPA Method 8260)

|                                  |  |
|----------------------------------|--|
| <b>BCL Sample ID:</b> 1017969-01 | <b>Client Sample Name:</b> 3292, MW-5, 12/21/2010 12:07:00PM |
|----------------------------------|--|

| Constituent                                   | Result       | Units       | PQL                  | Method            | MB Bias   | Lab Quals  | Run #    |
|---|--------------|-------------|----------------------|-------------------|-----------|------------|----------|
| Benzene                                       | ND           | ug/L        | 5.0                  | EPA-8260          | ND        | A01        | 1        |
| 1,2-Dibromoethane                             | ND           | ug/L        | 5.0                  | EPA-8260          | ND        | A01        | 1        |
| 1,2-Dichloroethane                            | ND           | ug/L        | 5.0                  | EPA-8260          | ND        | A01        | 1        |
| <b>Ethylbenzene</b>                           | <b>360</b>   | <b>ug/L</b> | <b>5.0</b>           | <b>EPA-8260</b>   | <b>ND</b> | <b>A01</b> | <b>1</b> |
| <b>Methyl t-butyl ether</b>                   | <b>6.3</b>   | <b>ug/L</b> | <b>5.0</b>           | <b>EPA-8260</b>   | <b>ND</b> | <b>A01</b> | <b>1</b> |
| Toluene                                       | ND           | ug/L        | 5.0                  | EPA-8260          | ND        | A01        | 1        |
| Total Xylenes                                 | ND           | ug/L        | 10                   | EPA-8260          | ND        | A01        | 1        |
| Ethanol                                       | ND           | ug/L        | 2500                 | EPA-8260          | ND        | A01        | 1        |
| <b>Total Purgeable Petroleum Hydrocarbons</b> | <b>14000</b> | <b>ug/L</b> | <b>500</b>           | <b>Luft-GC/MS</b> | <b>ND</b> | <b>A01</b> | <b>1</b> |
| 1,2-Dichloroethane-d4 (Surrogate)             | 95.3         | %           | 76 - 114 (LCL - UCL) | EPA-8260          |           |            | 1        |
| Toluene-d8 (Surrogate)                        | 105          | %           | 88 - 110 (LCL - UCL) | EPA-8260          |           |            | 1        |
| 4-Bromofluorobenzene (Surrogate)              | 101          | %           | 86 - 115 (LCL - UCL) | EPA-8260          |           |            | 1        |

| Run # | Method   | Prep Date | Run Date/Time  | Analyst | Instrument | Dilution | QC Batch ID |
|-------|----------|-----------|----------------|---------|------------|----------|-------------|
| 1     | EPA-8260 | 01/04/11  | 01/04/11 17:22 | JCC     | MS-V4      | 10       | BUA0061     |

The results in this report apply to the samples analyzed in accordance with the chain of custody document. This analytical report must be reproduced in its entirety. All results listed in this report are for the exclusive use of the submitting party. BC Laboratories, Inc. assumes no responsibility for report alteration, separation, detachment or third party interpretation.



TRC  
123 Technology Drive  
Irvine, CA 92618

**Reported:** 01/05/2011 15:49  
Project: 3292  
Project Number: 4513012296  
Project Manager: Anju Farfan

### Volatile Organic Analysis (EPA Method 8260)

|                                  |  |
|----------------------------------|--|
| <b>BCL Sample ID:</b> 1017969-02 | <b>Client Sample Name:</b> 3292, MW-1, 12/21/2010 12:25:00PM |
|----------------------------------|--|

| Constituent                                   | Result      | Units       | PQL                  | Method            | MB Bias   | Lab Quals  | Run #    |
|---|-------------|-------------|----------------------|-------------------|-----------|------------|----------|
| Benzene                                       | ND          | ug/L        | 1.0                  | EPA-8260          | ND        | A01        | 1        |
| 1,2-Dibromoethane                             | ND          | ug/L        | 1.0                  | EPA-8260          | ND        | A01        | 1        |
| 1,2-Dichloroethane                            | ND          | ug/L        | 1.0                  | EPA-8260          | ND        | A01        | 1        |
| <b>Ethylbenzene</b>                           | <b>1.9</b>  | <b>ug/L</b> | <b>1.0</b>           | <b>EPA-8260</b>   | <b>ND</b> | <b>A01</b> | <b>1</b> |
| <b>Methyl t-butyl ether</b>                   | <b>3.8</b>  | <b>ug/L</b> | <b>1.0</b>           | <b>EPA-8260</b>   | <b>ND</b> | <b>A01</b> | <b>1</b> |
| Toluene                                       | ND          | ug/L        | 1.0                  | EPA-8260          | ND        | A01        | 1        |
| Total Xylenes                                 | ND          | ug/L        | 2.0                  | EPA-8260          | ND        | A01        | 1        |
| Ethanol                                       | ND          | ug/L        | 500                  | EPA-8260          | ND        | A01        | 1        |
| <b>Total Purgeable Petroleum Hydrocarbons</b> | <b>2000</b> | <b>ug/L</b> | <b>100</b>           | <b>Luft-GC/MS</b> | <b>ND</b> | <b>A01</b> | <b>1</b> |
| 1,2-Dichloroethane-d4 (Surrogate)             | 93.1        | %           | 76 - 114 (LCL - UCL) | EPA-8260          |           |            | 1        |
| Toluene-d8 (Surrogate)                        | 98.8        | %           | 88 - 110 (LCL - UCL) | EPA-8260          |           |            | 1        |
| 4-Bromofluorobenzene (Surrogate)              | 99.3        | %           | 86 - 115 (LCL - UCL) | EPA-8260          |           |            | 1        |

| Run # | Method   | Prep Date | Run Date/Time  | Analyst | Instrument | Dilution | QC Batch ID |
|-------|----------|-----------|----------------|---------|------------|----------|-------------|
| 1     | EPA-8260 | 01/04/11  | 01/04/11 18:19 | JCC     | MS-V4      | 2        | BUA0061     |





TRC  
123 Technology Drive  
Irvine, CA 92618

**Reported:** 01/05/2011 15:49  
Project: 3292  
Project Number: 4513012296  
Project Manager: Anju Farfan

### Volatile Organic Analysis (EPA Method 8260)

|                                  |  |
|----------------------------------|--|
| <b>BCL Sample ID:</b> 1017969-03 | <b>Client Sample Name:</b> 3292, MW-2, 12/21/2010 12:43:00PM |
|----------------------------------|--|

| Constituent                                   | Result      | Units       | PQL                  | Method            | MB Bias   | Lab Quals | Run #    |
|---|-------------|-------------|----------------------|-------------------|-----------|-----------|----------|
| Benzene                                       | ND          | ug/L        | 0.50                 | EPA-8260          | ND        |           | 1        |
| 1,2-Dibromoethane                             | ND          | ug/L        | 0.50                 | EPA-8260          | ND        |           | 1        |
| 1,2-Dichloroethane                            | ND          | ug/L        | 0.50                 | EPA-8260          | ND        |           | 1        |
| Ethylbenzene                                  | ND          | ug/L        | 0.50                 | EPA-8260          | ND        |           | 1        |
| Methyl t-butyl ether                          | ND          | ug/L        | 0.50                 | EPA-8260          | ND        |           | 1        |
| Toluene                                       | ND          | ug/L        | 0.50                 | EPA-8260          | ND        |           | 1        |
| Total Xylenes                                 | ND          | ug/L        | 1.0                  | EPA-8260          | ND        |           | 1        |
| Ethanol                                       | ND          | ug/L        | 250                  | EPA-8260          | ND        |           | 1        |
| <b>Total Purgeable Petroleum Hydrocarbons</b> | <b>1400</b> | <b>ug/L</b> | <b>50</b>            | <b>Luft-GC/MS</b> | <b>ND</b> |           | <b>1</b> |
| 1,2-Dichloroethane-d4 (Surrogate)             | 106         | %           | 76 - 114 (LCL - UCL) | EPA-8260          |           |           | 1        |
| Toluene-d8 (Surrogate)                        | 108         | %           | 88 - 110 (LCL - UCL) | EPA-8260          |           |           | 1        |
| 4-Bromofluorobenzene (Surrogate)              | 105         | %           | 86 - 115 (LCL - UCL) | EPA-8260          |           |           | 1        |

| Run # | Method   | Prep Date | Run Date/Time  | Analyst | Instrument | Dilution | QC Batch ID |
|-------|----------|-----------|----------------|---------|------------|----------|-------------|
| 1     | EPA-8260 | 01/04/11  | 01/04/11 14:29 | JCC     | MS-V4      | 1        | BUA0061     |

The results in this report apply to the samples analyzed in accordance with the chain of custody document. This analytical report must be reproduced in its entirety. All results listed in this report are for the exclusive use of the submitting party. BC Laboratories, Inc. assumes no responsibility for report alteration, separation, detachment or third party interpretation.



TRC  
123 Technology Drive  
Irvine, CA 92618

**Reported:** 01/05/2011 15:49  
**Project:** 3292  
**Project Number:** 4513012296  
**Project Manager:** Anju Farfan

### Volatile Organic Analysis (EPA Method 8260)

|                                  |  |
|----------------------------------|--|
| <b>BCL Sample ID:</b> 1017969-04 | <b>Client Sample Name:</b> 3292, MW-9, 12/21/2010 10:01:00AM |
|----------------------------------|--|

| Constituent                                   | Result     | Units       | PQL                  | Method            | MB Bias   | Lab Quals | Run #    |
|---|------------|-------------|----------------------|-------------------|-----------|-----------|----------|
| Benzene                                       | ND         | ug/L        | 0.50                 | EPA-8260          | ND        |           | 1        |
| 1,2-Dibromoethane                             | ND         | ug/L        | 0.50                 | EPA-8260          | ND        |           | 1        |
| 1,2-Dichloroethane                            | ND         | ug/L        | 0.50                 | EPA-8260          | ND        |           | 1        |
| Ethylbenzene                                  | ND         | ug/L        | 0.50                 | EPA-8260          | ND        |           | 1        |
| Methyl t-butyl ether                          | ND         | ug/L        | 0.50                 | EPA-8260          | ND        |           | 1        |
| Toluene                                       | ND         | ug/L        | 0.50                 | EPA-8260          | ND        |           | 1        |
| Total Xylenes                                 | ND         | ug/L        | 1.0                  | EPA-8260          | ND        |           | 1        |
| Ethanol                                       | ND         | ug/L        | 250                  | EPA-8260          | ND        |           | 1        |
| <b>Total Purgeable Petroleum Hydrocarbons</b> | <b>120</b> | <b>ug/L</b> | <b>50</b>            | <b>Luft-GC/MS</b> | <b>ND</b> |           | <b>1</b> |
| 1,2-Dichloroethane-d4 (Surrogate)             | 94.6       | %           | 76 - 114 (LCL - UCL) | EPA-8260          |           |           | 1        |
| Toluene-d8 (Surrogate)                        | 100        | %           | 88 - 110 (LCL - UCL) | EPA-8260          |           |           | 1        |
| 4-Bromofluorobenzene (Surrogate)              | 100        | %           | 86 - 115 (LCL - UCL) | EPA-8260          |           |           | 1        |

| Run # | Method   | Prep Date | Run Date/Time  | Analyst | Instrument | Dilution | QC Batch ID |
|-------|----------|-----------|----------------|---------|------------|----------|-------------|
| 1     | EPA-8260 | 01/04/11  | 01/04/11 14:58 | JCC     | MS-V4      | 1        | BUA0061     |

The results in this report apply to the samples analyzed in accordance with the chain of custody document. This analytical report must be reproduced in its entirety. All results listed in this report are for the exclusive use of the submitting party. BC Laboratories, Inc. assumes no responsibility for report alteration, separation, detachment or third party interpretation.



TRC  
123 Technology Drive  
Irvine, CA 92618

**Reported:** 01/05/2011 15:49  
**Project:** 3292  
**Project Number:** 4513012296  
**Project Manager:** Anju Farfan

### Volatile Organic Analysis (EPA Method 8260)

|                                  |  |
|----------------------------------|--|
| <b>BCL Sample ID:</b> 1017969-05 | <b>Client Sample Name:</b> 3292, MW-8, 12/21/2010 10:15:00AM |
|----------------------------------|--|

| Constituent                                   | Result     | Units       | PQL                  | Method            | MB Bias   | Lab Quals | Run #    |
|---|------------|-------------|----------------------|-------------------|-----------|-----------|----------|
| Benzene                                       | ND         | ug/L        | 0.50                 | EPA-8260          | ND        |           | 1        |
| 1,2-Dibromoethane                             | ND         | ug/L        | 0.50                 | EPA-8260          | ND        |           | 1        |
| 1,2-Dichloroethane                            | ND         | ug/L        | 0.50                 | EPA-8260          | ND        |           | 1        |
| Ethylbenzene                                  | ND         | ug/L        | 0.50                 | EPA-8260          | ND        |           | 1        |
| Methyl t-butyl ether                          | ND         | ug/L        | 0.50                 | EPA-8260          | ND        |           | 1        |
| Toluene                                       | ND         | ug/L        | 0.50                 | EPA-8260          | ND        |           | 1        |
| Total Xylenes                                 | ND         | ug/L        | 1.0                  | EPA-8260          | ND        |           | 1        |
| Ethanol                                       | ND         | ug/L        | 250                  | EPA-8260          | ND        |           | 1        |
| <b>Total Purgeable Petroleum Hydrocarbons</b> | <b>160</b> | <b>ug/L</b> | <b>50</b>            | <b>Luft-GC/MS</b> | <b>ND</b> |           | <b>1</b> |
| 1,2-Dichloroethane-d4 (Surrogate)             | 94.2       | %           | 76 - 114 (LCL - UCL) | EPA-8260          |           |           | 1        |
| Toluene-d8 (Surrogate)                        | 98.4       | %           | 88 - 110 (LCL - UCL) | EPA-8260          |           |           | 1        |
| 4-Bromofluorobenzene (Surrogate)              | 98.9       | %           | 86 - 115 (LCL - UCL) | EPA-8260          |           |           | 1        |

| Run # | Method   | Prep Date | Run Date/Time  | Analyst | Instrument | Dilution | QC Batch ID |
|-------|----------|-----------|----------------|---------|------------|----------|-------------|
| 1     | EPA-8260 | 01/04/11  | 01/04/11 15:27 | JCC     | MS-V4      | 1        | BUA0061     |

The results in this report apply to the samples analyzed in accordance with the chain of custody document. This analytical report must be reproduced in its entirety. All results listed in this report are for the exclusive use of the submitting party. BC Laboratories, Inc. assumes no responsibility for report alteration, separation, detachment or third party interpretation.



TRC  
123 Technology Drive  
Irvine, CA 92618

**Reported:** 01/05/2011 15:49  
Project: 3292  
Project Number: 4513012296  
Project Manager: Anju Farfan

### Volatile Organic Analysis (EPA Method 8260)

|                                  |  |
|----------------------------------|--|
| <b>BCL Sample ID:</b> 1017969-06 | <b>Client Sample Name:</b> 3292, MW-10, 12/21/2010 8:56:00AM |
|----------------------------------|--|

| Constituent                                   | Result      | Units       | PQL                  | Method            | MB Bias   | Lab Quals  | Run #    |
|---|-------------|-------------|----------------------|-------------------|-----------|------------|----------|
| Benzene                                       | ND          | ug/L        | 1.0                  | EPA-8260          | ND        | A01        | 1        |
| 1,2-Dibromoethane                             | ND          | ug/L        | 1.0                  | EPA-8260          | ND        | A01        | 1        |
| 1,2-Dichloroethane                            | ND          | ug/L        | 1.0                  | EPA-8260          | ND        | A01        | 1        |
| Ethylbenzene                                  | ND          | ug/L        | 1.0                  | EPA-8260          | ND        | A01        | 1        |
| Methyl t-butyl ether                          | ND          | ug/L        | 1.0                  | EPA-8260          | ND        | A01        | 1        |
| Toluene                                       | ND          | ug/L        | 1.0                  | EPA-8260          | ND        | A01        | 1        |
| Total Xylenes                                 | ND          | ug/L        | 2.0                  | EPA-8260          | ND        | A01        | 1        |
| Ethanol                                       | ND          | ug/L        | 500                  | EPA-8260          | ND        | A01        | 1        |
| <b>Total Purgeable Petroleum Hydrocarbons</b> | <b>1600</b> | <b>ug/L</b> | <b>100</b>           | <b>Luft-GC/MS</b> | <b>ND</b> | <b>A01</b> | <b>1</b> |
| 1,2-Dichloroethane-d4 (Surrogate)             | 92.9        | %           | 76 - 114 (LCL - UCL) | EPA-8260          |           |            | 1        |
| Toluene-d8 (Surrogate)                        | 98.7        | %           | 88 - 110 (LCL - UCL) | EPA-8260          |           |            | 1        |
| 4-Bromofluorobenzene (Surrogate)              | 101         | %           | 86 - 115 (LCL - UCL) | EPA-8260          |           |            | 1        |

| Run # | Method   | Prep Date | Run Date/Time  | Analyst | Instrument | Dilution | QC Batch ID |
|-------|----------|-----------|----------------|---------|------------|----------|-------------|
| 1     | EPA-8260 | 01/04/11  | 01/04/11 18:48 | JCC     | MS-V4      | 2        | BUA0061     |

The results in this report apply to the samples analyzed in accordance with the chain of custody document. This analytical report must be reproduced in its entirety. All results listed in this report are for the exclusive use of the submitting party. BC Laboratories, Inc. assumes no responsibility for report alteration, separation, detachment or third party interpretation.



TRC  
123 Technology Drive  
Irvine, CA 92618

**Reported:** 01/05/2011 15:49  
**Project:** 3292  
**Project Number:** 4513012296  
**Project Manager:** Anju Farfan

### Volatile Organic Analysis (EPA Method 8260)

|                                  |   |
|----------------------------------|---|
| <b>BCL Sample ID:</b> 1017969-07 | <b>Client Sample Name:</b> 3292, MW-3(SP), 12/21/2010 8:37:00AM |
|----------------------------------|---|

| Constituent                                   | Result      | Units       | PQL                  | Method            | MB Bias   | Lab Quals | Run #    |
|---|-------------|-------------|----------------------|-------------------|-----------|-----------|----------|
| Benzene                                       | ND          | ug/L        | 0.50                 | EPA-8260          | ND        |           | 1        |
| 1,2-Dibromoethane                             | ND          | ug/L        | 0.50                 | EPA-8260          | ND        |           | 1        |
| 1,2-Dichloroethane                            | ND          | ug/L        | 0.50                 | EPA-8260          | ND        |           | 1        |
| Ethylbenzene                                  | ND          | ug/L        | 0.50                 | EPA-8260          | ND        |           | 1        |
| Methyl t-butyl ether                          | ND          | ug/L        | 0.50                 | EPA-8260          | ND        |           | 1        |
| Toluene                                       | ND          | ug/L        | 0.50                 | EPA-8260          | ND        |           | 1        |
| Total Xylenes                                 | ND          | ug/L        | 1.0                  | EPA-8260          | ND        |           | 1        |
| Ethanol                                       | ND          | ug/L        | 250                  | EPA-8260          | ND        |           | 1        |
| <b>Total Purgeable Petroleum Hydrocarbons</b> | <b>1200</b> | <b>ug/L</b> | <b>50</b>            | <b>Luft-GC/MS</b> | <b>ND</b> |           | <b>1</b> |
| 1,2-Dichloroethane-d4 (Surrogate)             | 100         | %           | 76 - 114 (LCL - UCL) | EPA-8260          |           |           | 1        |
| Toluene-d8 (Surrogate)                        | 102         | %           | 88 - 110 (LCL - UCL) | EPA-8260          |           |           | 1        |
| 4-Bromofluorobenzene (Surrogate)              | 98.7        | %           | 86 - 115 (LCL - UCL) | EPA-8260          |           |           | 1        |

| Run # | Method   | Prep Date | Run Date/Time  | Analyst | Instrument | Dilution | QC Batch ID |
|-------|----------|-----------|----------------|---------|------------|----------|-------------|
| 1     | EPA-8260 | 01/04/11  | 01/04/11 15:56 | JCC     | MS-V4      | 1        | BUA0061     |

The results in this report apply to the samples analyzed in accordance with the chain of custody document. This analytical report must be reproduced in its entirety. All results listed in this report are for the exclusive use of the submitting party. BC Laboratories, Inc. assumes no responsibility for report alteration, separation, detachment or third party interpretation.



TRC  
123 Technology Drive  
Irvine, CA 92618

**Reported:** 01/05/2011 15:49  
Project: 3292  
Project Number: 4513012296  
Project Manager: Anju Farfan

### Volatile Organic Analysis (EPA Method 8260)

| BCL Sample ID: 1017969-08                     |             | Client Sample Name: 3292, MW-7, 12/21/2010 11:18:00AM |                      |                   |           |            |          |
|---|-------------|---|----------------------|-------------------|-----------|------------|----------|
| Constituent                                   | Result      | Units   | PQL                  | Method            | MB Bias   | Lab Quals  | Run #    |
| Benzene                                       | ND          | ug/L  | 2.5                  | EPA-8260          | ND        | A01        | 1        |
| 1,2-Dibromoethane                             | ND          | ug/L  | 2.5                  | EPA-8260          | ND        | A01        | 1        |
| 1,2-Dichloroethane                            | ND          | ug/L  | 2.5                  | EPA-8260          | ND        | A01        | 1        |
| <b>Ethylbenzene</b>                           | <b>380</b>  | <b>ug/L</b>   | <b>2.5</b>           | <b>EPA-8260</b>   | <b>ND</b> | <b>A01</b> | <b>1</b> |
| Methyl t-butyl ether                          | ND          | ug/L  | 2.5                  | EPA-8260          | ND        | A01        | 1        |
| Toluene                                       | ND          | ug/L  | 2.5                  | EPA-8260          | ND        | A01        | 1        |
| <b>Total Xylenes</b>                          | <b>5.6</b>  | <b>ug/L</b>   | <b>5.0</b>           | <b>EPA-8260</b>   | <b>ND</b> | <b>A01</b> | <b>1</b> |
| Ethanol                                       | ND          | ug/L  | 1200                 | EPA-8260          | ND        | A01        | 1        |
| <b>Total Purgeable Petroleum Hydrocarbons</b> | <b>7100</b> | <b>ug/L</b>   | <b>250</b>           | <b>Luft-GC/MS</b> | <b>ND</b> | <b>A01</b> | <b>1</b> |
| 1,2-Dichloroethane-d4 (Surrogate)             | 89.7        | %   | 76 - 114 (LCL - UCL) | EPA-8260          |           |            | 1        |
| Toluene-d8 (Surrogate)                        | 102         | %   | 88 - 110 (LCL - UCL) | EPA-8260          |           |            | 1        |
| 4-Bromofluorobenzene (Surrogate)              | 96.7        | %   | 86 - 115 (LCL - UCL) | EPA-8260          |           |            | 1        |

| Run # | Method   | Prep Date | Run Date/Time  | Analyst | Instrument | Dilution | QC Batch ID |
|-------|----------|-----------|----------------|---------|------------|----------|-------------|
| 1     | EPA-8260 | 01/04/11  | 01/04/11 17:50 | JCC     | MS-V4      | 5        | BUA0061     |

The results in this report apply to the samples analyzed in accordance with the chain of custody document. This analytical report must be reproduced in its entirety. All results listed in this report are for the exclusive use of the submitting party. BC Laboratories, Inc. assumes no responsibility for report alteration, separation, detachment or third party interpretation.



TRC  
123 Technology Drive  
Irvine, CA 92618

**Reported:** 01/05/2011 15:49  
**Project:** 3292  
**Project Number:** 4513012296  
**Project Manager:** Anju Farfan

### Volatile Organic Analysis (EPA Method 8260)

|                                  |   |
|----------------------------------|---|
| <b>BCL Sample ID:</b> 1017969-09 | <b>Client Sample Name:</b> 3292, MW-2(SP), 12/21/2010 9:45:00AM |
|----------------------------------|---|

| Constituent                                   | Result     | Units       | PQL                  | Method            | MB Bias   | Lab Quals | Run # |
|---|------------|-------------|----------------------|-------------------|-----------|-----------|-------|
| Benzene                                       | ND         | ug/L        | 0.50                 | EPA-8260          | ND        |           | 1     |
| 1,2-Dibromoethane                             | ND         | ug/L        | 0.50                 | EPA-8260          | ND        |           | 1     |
| 1,2-Dichloroethane                            | ND         | ug/L        | 0.50                 | EPA-8260          | ND        |           | 1     |
| Ethylbenzene                                  | ND         | ug/L        | 0.50                 | EPA-8260          | ND        |           | 1     |
| <b>Methyl t-butyl ether</b>                   | <b>1.7</b> | <b>ug/L</b> | <b>0.50</b>          | <b>EPA-8260</b>   | <b>ND</b> |           | 1     |
| Toluene                                       | ND         | ug/L        | 0.50                 | EPA-8260          | ND        |           | 1     |
| Total Xylenes                                 | ND         | ug/L        | 1.0                  | EPA-8260          | ND        |           | 1     |
| Ethanol                                       | ND         | ug/L        | 250                  | EPA-8260          | ND        |           | 1     |
| <b>Total Purgeable Petroleum Hydrocarbons</b> | <b>120</b> | <b>ug/L</b> | <b>50</b>            | <b>Luft-GC/MS</b> | <b>ND</b> |           | 1     |
| 1,2-Dichloroethane-d4 (Surrogate)             | 94.9       | %           | 76 - 114 (LCL - UCL) | EPA-8260          |           |           | 1     |
| Toluene-d8 (Surrogate)                        | 99.9       | %           | 88 - 110 (LCL - UCL) | EPA-8260          |           |           | 1     |
| 4-Bromofluorobenzene (Surrogate)              | 100        | %           | 86 - 115 (LCL - UCL) | EPA-8260          |           |           | 1     |

| Run # | Method   | Prep Date | Run Date/Time  | Analyst | Instrument | Dilution | QC Batch ID |
|-------|----------|-----------|----------------|---------|------------|----------|-------------|
| 1     | EPA-8260 | 01/04/11  | 01/04/11 16:24 | JCC     | MS-V4      | 1        | BUA0061     |

The results in this report apply to the samples analyzed in accordance with the chain of custody document. This analytical report must be reproduced in its entirety. All results listed in this report are for the exclusive use of the submitting party. BC Laboratories, Inc. assumes no responsibility for report alteration, separation, detachment or third party interpretation.



TRC  
123 Technology Drive  
Irvine, CA 92618

**Reported:** 01/05/2011 15:49  
Project: 3292  
Project Number: 4513012296  
Project Manager: Anju Farfan

### Volatile Organic Analysis (EPA Method 8260)

**BCL Sample ID:** 1017969-10      **Client Sample Name:** 3292, MW-11, 12/21/2010 9:21:00AM

| Constituent                                   | Result     | Units       | PQL                  | Method            | MB Bias   | Lab Quals | Run # |
|---|------------|-------------|----------------------|-------------------|-----------|-----------|-------|
| Benzene                                       | ND         | ug/L        | 0.50                 | EPA-8260          | ND        |           | 1     |
| 1,2-Dibromoethane                             | ND         | ug/L        | 0.50                 | EPA-8260          | ND        |           | 1     |
| 1,2-Dichloroethane                            | ND         | ug/L        | 0.50                 | EPA-8260          | ND        |           | 1     |
| Ethylbenzene                                  | ND         | ug/L        | 0.50                 | EPA-8260          | ND        |           | 1     |
| <b>Methyl t-butyl ether</b>                   | <b>14</b>  | <b>ug/L</b> | <b>0.50</b>          | <b>EPA-8260</b>   | <b>ND</b> |           | 1     |
| Toluene                                       | ND         | ug/L        | 0.50                 | EPA-8260          | ND        |           | 1     |
| Total Xylenes                                 | ND         | ug/L        | 1.0                  | EPA-8260          | ND        |           | 1     |
| Ethanol                                       | ND         | ug/L        | 250                  | EPA-8260          | ND        |           | 1     |
| <b>Total Purgeable Petroleum Hydrocarbons</b> | <b>650</b> | <b>ug/L</b> | <b>50</b>            | <b>Luft-GC/MS</b> | <b>ND</b> |           | 1     |
| 1,2-Dichloroethane-d4 (Surrogate)             | 93.8       | %           | 76 - 114 (LCL - UCL) | EPA-8260          |           |           | 1     |
| Toluene-d8 (Surrogate)                        | 102        | %           | 88 - 110 (LCL - UCL) | EPA-8260          |           |           | 1     |
| 4-Bromofluorobenzene (Surrogate)              | 101        | %           | 86 - 115 (LCL - UCL) | EPA-8260          |           |           | 1     |

| Run # | Method   | Prep Date | Run Date/Time  | Analyst | Instrument | Dilution | QC Batch ID |
|-------|----------|-----------|----------------|---------|------------|----------|-------------|
| 1     | EPA-8260 | 01/04/11  | 01/04/11 16:53 | JCC     | MS-V4      | 1        | BUA0061     |

The results in this report apply to the samples analyzed in accordance with the chain of custody document. This analytical report must be reproduced in its entirety. All results listed in this report are for the exclusive use of the submitting party. BC Laboratories, Inc. assumes no responsibility for report alteration, separation, detachment or third party interpretation.





TRC  
123 Technology Drive  
Irvine, CA 92618

**Reported:** 01/05/2011 15:49  
Project: 3292  
Project Number: 4513012296  
Project Manager: Anju Farfan

## Volatile Organic Analysis (EPA Method 8260)

### Quality Control Report - Method Blank Analysis

| Constituent                            | QC Sample ID | MB Result | Units | PQL                  | MDL | Lab Quals |
|--|--------------|-----------|-------|----------------------|-----|-----------|
| <b>QC Batch ID: BUA0061</b>            |              |           |       |                      |     |           |
| Benzene                                | BUA0061-BLK1 | ND        | ug/L  | 0.50                 |     |           |
| 1,2-Dibromoethane                      | BUA0061-BLK1 | ND        | ug/L  | 0.50                 |     |           |
| 1,2-Dichloroethane                     | BUA0061-BLK1 | ND        | ug/L  | 0.50                 |     |           |
| Ethylbenzene                           | BUA0061-BLK1 | ND        | ug/L  | 0.50                 |     |           |
| Methyl t-butyl ether                   | BUA0061-BLK1 | ND        | ug/L  | 0.50                 |     |           |
| Toluene                                | BUA0061-BLK1 | ND        | ug/L  | 0.50                 |     |           |
| Total Xylenes                          | BUA0061-BLK1 | ND        | ug/L  | 1.0                  |     |           |
| Ethanol                                | BUA0061-BLK1 | ND        | ug/L  | 250                  |     |           |
| Total Purgeable Petroleum Hydrocarbons | BUA0061-BLK1 | ND        | ug/L  | 50                   |     |           |
| 1,2-Dichloroethane-d4 (Surrogate)      | BUA0061-BLK1 | 89.8      | %     | 76 - 114 (LCL - UCL) |     |           |
| Toluene-d8 (Surrogate)                 | BUA0061-BLK1 | 98.8      | %     | 88 - 110 (LCL - UCL) |     |           |
| 4-Bromofluorobenzene (Surrogate)       | BUA0061-BLK1 | 98.5      | %     | 86 - 115 (LCL - UCL) |     |           |



TRC  
123 Technology Drive  
Irvine, CA 92618

Reported: 01/05/2011 15:49  
Project: 3292  
Project Number: 4513012296  
Project Manager: Anju Farfan

## Volatile Organic Analysis (EPA Method 8260)

### Quality Control Report - Laboratory Control Sample

| Constituent                       | QC Sample ID | Type | Result | Spike Level | Units | Percent Recovery | RPD | Control Limits   |     | Lab |
|-----------------------------------|--------------|------|--------|-------------|-------|------------------|-----|------------------|-----|-----|
|                                   |              |      |        |             |       |                  |     | Percent Recovery | RPD |     |
| <b>QC Batch ID: BUA0061</b>       |              |      |        |             |       |                  |     |                  |     |     |
| Benzene                           | BUA0061-BS1  | LCS  | 24.780 | 25.000      | ug/L  | 99.1             |     | 70 - 130         |     |     |
| Toluene                           | BUA0061-BS1  | LCS  | 22.870 | 25.000      | ug/L  | 91.5             |     | 70 - 130         |     |     |
| 1,2-Dichloroethane-d4 (Surrogate) | BUA0061-BS1  | LCS  | 8.9500 | 10.000      | ug/L  | 89.5             |     | 76 - 114         |     |     |
| Toluene-d8 (Surrogate)            | BUA0061-BS1  | LCS  | 9.4600 | 10.000      | ug/L  | 94.6             |     | 88 - 110         |     |     |
| 4-Bromofluorobenzene (Surrogate)  | BUA0061-BS1  | LCS  | 9.5500 | 10.000      | ug/L  | 95.5             |     | 86 - 115         |     |     |



TRC  
123 Technology Drive  
Irvine, CA 92618

Reported: 01/05/2011 15:49  
Project: 3292  
Project Number: 4513012296  
Project Manager: Anju Farfan

## Volatile Organic Analysis (EPA Method 8260)

### Quality Control Report - Precision & Accuracy

| Constituent                       | Type | Source<br>Sample ID   | Source<br>Result | Result | Spike<br>Added | Units | RPD | Percent  |     | Lab<br>Quals |
|-----------------------------------|------|-----------------------|------------------|--------|----------------|-------|-----|----------|-----|--------------|
|                                   |      |                       |                  |        |                |       |     | Recovery | RPD |              |
| <b>QC Batch ID: BUA0061</b>       |      | Used client sample: N |                  |        |                |       |     |          |     |              |
| Benzene                           | MS   | 1016633-87            | ND               | 30.030 | 25.000         | ug/L  |     | 120      |     | 70 - 130     |
|                                   | MSD  | 1016633-87            | ND               | 29.570 | 25.000         | ug/L  | 1.5 | 118      | 20  | 70 - 130     |
| Toluene                           | MS   | 1016633-87            | ND               | 26.230 | 25.000         | ug/L  |     | 105      |     | 70 - 130     |
|                                   | MSD  | 1016633-87            | ND               | 25.970 | 25.000         | ug/L  | 1.0 | 104      | 20  | 70 - 130     |
| 1,2-Dichloroethane-d4 (Surrogate) | MS   | 1016633-87            | ND               | 8.8900 | 10.000         | ug/L  |     | 88.9     |     | 76 - 114     |
|                                   | MSD  | 1016633-87            | ND               | 9.4400 | 10.000         | ug/L  | 6.0 | 94.4     |     | 76 - 114     |
| Toluene-d8 (Surrogate)            | MS   | 1016633-87            | ND               | 10.020 | 10.000         | ug/L  |     | 100      |     | 88 - 110     |
|                                   | MSD  | 1016633-87            | ND               | 10.070 | 10.000         | ug/L  | 0.5 | 101      |     | 88 - 110     |
| 4-Bromofluorobenzene (Surrogate)  | MS   | 1016633-87            | ND               | 9.8300 | 10.000         | ug/L  |     | 98.3     |     | 86 - 115     |
|                                   | MSD  | 1016633-87            | ND               | 9.8000 | 10.000         | ug/L  | 0.3 | 98.0     |     | 86 - 115     |



TRC  
123 Technology Drive  
Irvine, CA 92618

**Reported:** 01/05/2011 15:49  
Project: 3292  
Project Number: 4513012296  
Project Manager: Anju Farfan

**Notes And Definitions**

- MDL Method Detection Limit
- ND Analyte Not Detected at or above the reporting limit
- PQL Practical Quantitation Limit
- RPD Relative Percent Difference
- A01 PQL's and MDL's are raised due to sample dilution.

## **STATEMENTS**

### **Purge Water Disposal**

Non-hazardous groundwater produced during purging and sampling of monitoring wells is accumulated at TRC's groundwater monitoring field office at Concord, California, for transportation by a licensed carrier to an authorized disposal facility. Currently, non-hazardous purge water is transported under a bulk non-hazardous waste manifest to Crosby and Overton, Inc. in Long Beach, California.

### **Limitations**

The fluid level monitoring and groundwater sampling activities summarized in this report have been performed under the responsible charge of a California Registered Geologist or Registered Civil Engineer and have been conducted in accordance with current practice and the standard of care exercised by geologists and engineers performing similar tasks in this area. No warranty, express or implied, is made regarding the conclusions and professional opinions presented in this report. The conclusions are based solely upon an analysis of the observed conditions. If actual conditions differ from those described in this report, our office should be notified.