

RECEIVED

By Alameda County Environmental Health 4:38 pm, Oct 05, 2017

October 5, 2017


Subject: Baker Road Redevelopment
20785 and 20957 Baker Road (Case #RO0003234)
Castro Valley, California

ACKNOWLEDGEMENT STATEMENT

I have read and acknowledge the content, recommendations and/or conclusions contained in the attached document or report submitted on my behalf to ACDEH's FTP server and the State Water Resources Control Board's GeoTracker website.



Todd Deutscher
Catalyst Development Partners



20785 AND 20957 BAKER ROAD
CASTRO VALLEY, CALIFORNIA

REMEDIAL ACTION PLAN

SUBMITTED TO
Mr. Todd Deutscher
Catalyst Development Partners
18 Crow Canyon Court, Suite 190
San Ramon, CA 94583

PREPARED BY
ENGEO Incorporated

October 5, 2017

PROJECT NO
13225.000.000

Project No.
13255.000.000

October 5, 2017

Mr. Todd Deutscher
Catalyst Development Partners
18 Crow Canyon Court, Suite 190
San Ramon, CA 94583

Subject: 20785 and 20957 Baker Road
Castro Valley, California

REMEDIAL ACTION PLAN

Dear Mr. Deutscher:


ENGEO is pleased to present our Remedial Action Plan (RAP) for the subject property (Property), located in Castro Valley, California. Based on the information developed during the site characterization activities, remedial action is required for the Site, due to elevated concentrations of Chemicals of Potential Concern (COPCs).

This RAP is prepared and submitted to the Alameda County Department of Environmental Health (ACDEH) for review and approval under the Voluntary Remedial Action Program (VRAP) agreement between Catalyst Development Partners and ACDEH. A new case was opened on the ACDEH database on January 11, 2017 for the Property (Case No RO0003234).

If you have any questions regarding this report, please call and we will be glad to discuss them with you.

Sincerely,

ENGEO Incorporated


Divya Bhargava, PE
db/jaa/cjn





Jeffrey A. Adams, PhD, PE



TABLE OF CONTENTS

Letter of Transmittal

1.0	INTRODUCTION	1
1.1	PURPOSE.....	1
1.2	SITE DESCRIPTION.....	1
	1.2.1 Proposed Development	1
1.3	PROPERTY OWNERSHIP	1
1.4	BACKGROUND	1
1.5	REMEDIAL ACTION PROCESS	2
	1.5.1 Regulatory Basis for the Remedial Action Plan	2
	1.5.2 Elements of the RAP.....	2
2.0	SITE CHARACTERIZATION.....	2
2.1	PREVIOUS STUDIES.....	2
2.2	ADDITIONAL CHARACTERIZATION – MAY 2017	7
2.3	GEOLOGY AND HYDROGEOLOGY	8
2.4	NATURE AND EXTENT OF CONTAMINATION	9
	2.4.1 Surface Soil.....	9
	2.4.2 Subsurface Soil.....	9
	2.4.3 Groundwater	10
	2.4.4 Soil Gas.....	10
2.5	DISCUSSION OF BIOATTENUATION ZONE	10
3.0	REMEDIAL ACTION OBJECTIVES	11
3.1	DEVELOPMENT OF REMEDIAL ACTION OBJECTIVES	11
	3.1.1 Maximum Exposure Point Concentration	11
3.2	REMEDIAL ACTION OBJECTIVE	12
4.0	ALTERNATIVES EVALUATION.....	12
4.1	IDENTIFICATION AND ANALYSIS OF REMOVAL ACTION ALTERNATIVES.....	12
	4.1.1 Alternative 1 – No Further Action.....	12
	4.1.2 Alternative 2 – Soil Containment/Capping-in-Place.....	12
	4.1.3 Alternative 3 – Soil Excavation/Offsite Disposal	13
4.2	EVALUATION CRITERIA	14
	4.2.1 Effectiveness.....	14
	4.2.2 Implementability	15
	4.2.3 Cost.....	15
4.3	ANALYSIS OF REMOVAL ACTION ALTERNATIVES	15
	4.3.1 Alternative 1 – No Further Action.....	15
	4.3.2 Alternative 2 – Soil Containment/Capping-in-Place.....	15
	4.3.2.1 Effectiveness	15
	4.3.2.2 Implementability	16
	4.3.2.3 Cost	16
	4.3.3 Alternative 3 – Soil Excavation/Off-Site Disposal	16
	4.3.3.1 Effectiveness	16

TABLE OF CONTENTS (Continued)

4.3.3.2	Implementability	16
4.3.3.3	Cost	17
4.4	COMPARATIVE ANALYSIS OF REMOVAL ACTION ALTERNATIVES.....	17
4.4.1	Effectiveness.....	17
4.4.2	Implementability	17
4.4.3	Cost Effectiveness	18
4.5	RECOMMENDED REMOVAL ACTION ALTERNATIVE	18
4.6	EXCAVATION AND OFFSITE DISPOSAL	18
5.0	REMOVAL ACTION IMPLEMENTATION	19
5.1	SELECTING EXCAVATION LOCATIONS	19
5.2	PERMITTING AND SITE PREPARATION	19
5.3	EXCAVATION METHODOLOGY	19
5.4	CONTROL MEASURES	20
5.5	FIELD VARIANCES	20
5.6	MANAGEMENT OF IMPACTED SOIL	20
6.0	SAMPLING AND ANALYSIS PLAN	21
6.1	CONFIRMATION SAMPLING OF EXCAVATED AREAS	21
7.0	HEALTH AND SAFETY PLAN	21
8.0	REPORTING	22

SELECTED REFERENCES

TABLES

FIGURES

APPENDIX A – Environmental Boring Logs

APPENDIX B – Previous Analytical Data Tables

APPENDIX C – Torrent Laboratory Inc., Analytical Laboratory Reports

APPENDIX D – ProUCL Worksheet for Lead

APPENDIX E – Dust Control Plan

APPENDIX F – Sampling and Analysis Plan

APPENDIX G – Health and Safety Plan

1.0 INTRODUCTION

1.1 PURPOSE

This Remedial Action Plan (RAP) has been prepared for the remedial actions required for the Baker Road redevelopment project located in Castro Valley, California (the Site). Based on the information developed during the historical and recent site characterization activities, remedial action is required to prepare the Site for redevelopment, due to elevated concentrations of Chemicals of Potential Concern (COPCs).

This RAP is prepared and submitted to the Alameda County Department of Environmental Health (ACDEH) for review and approval under the Voluntary Remedial Action Program (VRAP) agreement between Catalyst Development Partners and ACDEH. A new case was opened on the ACDEH database on January 11, 2017 for the Property (Case No RO0003234).

1.2 SITE DESCRIPTION

The Site is located at 20785 and 20957 Baker Road, northeast of Rutledge Road, and southeast of Castro Valley Boulevard in Castro Valley, California (Figure 1). The Site consists of two parcels measuring approximately 1.12 acres in area and identified with Assessor's Parcel Numbers (APN) 84A-16-5-9 and 84A-16-6-4.

The Site is bound to the west by Rutledge Road and to the east by Baker Road. An equipment storage yard was formerly located at the southern portion of the Site. Multi-family housing is present to the north and south of the Site. An automotive shop is present to the west, and multi-family housing occupies the properties to the east of Baker Road.

Currently, a fence traversing the east-west direction is present on the Site. The northwestern portion of the Site is overgrown with vegetation, and a remnant concrete building is present. The northeastern portion is occupied with a home and detached garage. The southern portion of the Site is generally covered with asphalt concrete pavement.

1.2.1 Proposed Development

We understand that the proposed development will include construction of three-story townhome structures to provide 20 units with at-grade garage space, along with associated access, roadways, landscaping areas, and new underground utilities (Figure 2).

1.3 PROPERTY OWNERSHIP

The Site is currently owned by Catalyst Development Partners.

1.4 BACKGROUND

Based on previous investigations conducted at the Site, the following COPCs have been identified:

- Organochlorine pesticides (OCPs) and arsenic in shallow soil within portions of the Site.
- Petroleum hydrocarbons soil in the area of the former underground storage tanks (USTs).

1.5 REMEDIAL ACTION PROCESS

The Remedial Action process, including the regulatory background and the objectives, is described in the following sections.

1.5.1 Regulatory Basis for the Remedial Action Plan

This RAP has been prepared in accordance with California Health and Safety Code (HSC) § 25395.94 and the requirements of the VRAP Agreement between Catalyst Development Partners and ACDEH (Case No RO0003234). The RAP is required to contain the following information as specified in HSC § 25395.96(a) and (b):

The objectives of this RAP are to:

- Present and evaluate existing site conditions.
- Document site characterization activities.
- Establish cleanup levels for protection of human health and the environment.
- Present proposed remedial actions as necessary to prevent an unreasonable risk to public health and safety or the environment and any other condition imposed by the Regional Water Board.
- Provide a plan for the public to review and comment on the scope of the RAP.

1.5.2 Elements of the RAP

To accomplish the objectives stated in the preceding section and satisfy regulatory requirements, this Plan includes the following elements:

- A description of the nature and extent of the COPCs at the Site.
- The goals and cleanup levels for soil to be achieved by the remedial actions proposed in this RAP the Site.
- A description of the mitigation actions proposed for the impacted soil at the Site.

2.0 SITE CHARACTERIZATION

2.1 PREVIOUS STUDIES

Characterization activities and previous environmental investigations conducted at the Site are summarized below. Details regarding investigations are provided in the individual reports.

[AEI, Preliminary Site Investigation Report, 20957 Baker Road, Castro Valley, California, June 7, 2005](#)

AEI performed a preliminary site investigation for the Site in June 2005. The scope of work was performed to determine the extent of soil contamination and impact to groundwater resulting from the hydrocarbon release from former USTs at the Site.

In April 2004, two 1,000-gallon USTs (one diesel and one gasoline) were removed from the Site. The tanks, which had been unused for over 15 years, were reported to contain a small amount of fuel and sludge, but appeared to be intact with no obvious leaks. Two soil samples were collected from underneath each UST and analyzed for total petroleum hydrocarbons as gasoline (TPH-g), benzene, toluene, ethylbenzene, and xylene(s) (BTEX), methyl tertiary butyl ether (MTBE), total petroleum hydrocarbons as diesel (TPH-d), and total lead. Hydrocarbons were reported in all the soil samples analyzed. TPH-g was reported at concentrations ranging from 160 milligrams per kilogram (mg/kg) to 1,400 mg/kg. TPH-d was reported at concentrations ranging from 1,400 mg/kg to 10,000 mg/kg. Lower concentrations of xylene(s) and lead were also detected.

Eight soil borings were advanced during the 2005 investigation to depths ranging from 14 to 18 feet below ground surface in the locations depicted on Figures 3 and 4. Borings logs are presented in Appendix A. No detectable concentrations of TPH-g, TPH-d, total petroleum hydrocarbons as diesel (TPH-mo), MTBE or BTEX, were reported in any of the soil samples. TPH-g was reported in one groundwater sample at concentration of 7,300 micrograms per liter ($\mu\text{g/L}$) (Figure 6). The groundwater sample from this boring also exhibited a TPH-d concentration of 23,000 $\mu\text{g/L}$. No TPH-g was reported in groundwater samples from any other boring. TPH-d was detected in other groundwater samples to a maximum concentration of 670 $\mu\text{g/L}$. TPH- mo was reported at concentrations ranging from 300 $\mu\text{g/L}$ to 1,400 $\mu\text{g/L}$. No MTBE was reported in the groundwater samples. Data tables are presented in Appendix B.

Based on the findings of the study, AEI recommended the installation of four groundwater monitoring wells, a one-year monitoring program, and the preparation of a remedial action plan, if deemed necessary.

[AEI, Additional Information Report, 20957 Baker Road, Castro Valley, California, November 15, 2008](#)

AEI prepared an Additional Information Report for the 20957 Baker Road parcel in November 2008. The document provided an overview of past investigations and reporting for the Site. The following was presented in the report, as well as supplemental information provided in a Case Closure Letter from ACDEH dated September 8, 2009.

In October 2007, five groundwater monitoring wells were installed, one on each side of the former UST location, one through the center of the tank backfill, and two downgradient of the former UST location, as shown in Figures 3 and 6. Low-level hydrocarbons were detected in samples collected in a boring near the former tank location. Depth to water at the time the wells were developed ranged from approximately 11 to 14 $\frac{1}{2}$ feet below the ground surface. Groundwater samples collected during the October 2007 groundwater monitoring event did not identify the presence of TPH-g, BTEX or MTBE in any of the groundwater samples. TPH-d was detected in one sample, but not during three subsequent events. Data tables are presented in Appendix B

Following four quarters of groundwater monitoring, AEI opined that the data for the Site met the established Regional Water Quality Control Board (RWQCB) standard for closure. Following a comment and rebuttal period between AEI and ACDEH, ACDEH did provide case closure in a letter dated September 9, 2009. In the case closure letter, ACDEH did note the absence of soil gas testing, but given the elapsed time since the release (prior to 1989); the potential for vapor intrusion appeared to be low. ACDEH did comment in the document that the closure was based on the determination that the reported release did not appear to present a risk to human health, given the Site use and conditions at the time of the closure.

[ENGEО, Phase I Environmental Site Assessment, 20957 Baker Road, Castro Valley, California, Project Number 13255.000.000, August 23, 2016 \(DRAFT\)](#)

ENGEО conducted a concurrent phase I environmental site assessment for the 20957 Baker Road property in August 2016. The property was reportedly used a corporation yard/storage area for heavy equipment. Prior to development in the 1950s, the property appeared to be under cultivation for row crops.

Based on the findings of the ENGEО phase I assessment and previous assessments of the property, the following potential environmental concerns were identified for the property:

- Although the former leaking USTs at the property were removed and a case closure was subsequently granted, information in the former case file indicated that potential risks via vapor intrusion may not have been adequately assessed during past characterization activities.
- Historical records for the property indicated the property was under agricultural cultivation in the past. Recalcitrant agricultural chemicals could be present in near-surface soils.

A phase II environmental assessment was recommended for the property to (1) evaluate potential vapor intrusion impacts in the area of the former USTs and (2) evaluate potential impacts to near surface soil due to the past agricultural activity.

[ENGEО, Phase I Environmental Site Assessment, 20785 Baker Road, Castro Valley, California, Project Number 13255.000.000, August 23, 2016 \(DRAFT\)](#)

ENGEО conducted a concurrent phase I environmental site assessment for the 20785 Baker Road property in August 2016. The property was reportedly used as a corporation yard/storage area for heavy equipment. Prior to development in the 1950s, the property appeared to be under cultivation for row crops surrounding the single-family residential structures.

Based on the findings of the ENGEО phase I assessment and previous assessments of the property, the following potential environmental concerns were identified for the property:

- Although the former leaking USTs at the parcel to the south were removed and a case closure was subsequently granted, information in the former case file indicated that potential risks via vapor intrusion may not have been adequately assessed during past characterization activities.
- Historical records for the property indicated the property was under agricultural cultivation in the past. Recalcitrant agricultural chemicals could be present in near-surface soils.
- Lead-based paint and/or asbestos-containing building materials may be present within structures at the property.

A phase II environmental assessment was recommended for the property to evaluate potential impacts to near surface soil due to the past agricultural activity.

[ENGEО, Phase II Environmental Site Assessment, 20785 Baker Road, Castro Valley, California, Project Number 13255.000.000, August 31, 2016](#)

A phase II environmental site assessment was performed at the 20785 Baker Road property in August 2016. Soil samples were collected from six locations across the property (Figure 5). Soil borings S-2 and S-3 were advanced to a total depth of 2 feet below ground surface using a Geoprobe® direct-push rig. Continuous soil cores were retrieved from each boring. Soil samples were collected at approximate depths of 3 to 9 inches and 12 to 18 inches below the ground surface from each of the borings. The remaining soil borings were advanced to 9 inches using a hand auger. Samples were collected at the approximate depth of 3 to 9 inches below the ground surface and analyzed for the presence of OCPs, arsenic, and lead.

Locations S-7 and S-8 exhibited low levels of detectable concentrations of OCPs. Detected analytes included gamma-chlordane, alpha-chlordane, 4,4-DDE, dieldrin, 4,4-DDT, heptachlor epoxide and chlordane; these concentrations were below respective screening levels. All of the collected soil samples exhibited detectable lead concentrations; the detected concentrations ranged between 6.49 and 49.6 milligrams per kilogram (mg/kg). These concentrations were below the corresponding residential Environmental Screening Level (ESLs)¹ established by the RWQCB.

Detected arsenic concentrations in the collected soil samples ranged between 3.88 and 27.3 mg/kg. The detected concentrations were in excess of the respective arsenic screening level assuming a residential land use scenario. Although several detected concentrations were within expected background concentrations, some detected arsenic concentrations were in excess of expected background concentrations observed in the San Francisco Bay Area. Soil data is presented in Table A and Figure 5.

Given the reported arsenic and pesticide concentrations, it appeared the surface soil at the Site may have been impacted from historic agricultural activities.

[ENGEО, Phase II Environmental Site Assessment, 20957 Baker Road, Castro Valley, California, Project Number 13255.000.000, August 31, 2016](#)

A phase II environmental site assessment was performed at the 20957 Baker Road property in August 2016. Soil samples were collected from two locations across the property (Figure 5). The soil borings were advanced to a total depth of 2 feet below ground surface using a Geoprobe direct-push rig. Continuous soil cores were retrieved from each boring. Soil samples were collected at approximate depths of 3 to 9 inches and 12 to 18 inches below the ground surface from each of the borings and analyzed for the presence of OCPs, arsenic, and lead.

None of the soil samples exhibited detectable concentrations of OCPs. All of the collected soil samples exhibited detectable lead concentrations; the detected concentrations for S-1 and S-4 were 7.41 and 33.2 milligrams per kilogram (mg/kg), respectively. These concentrations were below the respective screening level assuming a residential land use scenario. Detected arsenic concentrations in the collected soil samples for S-1 and S-4 were 13.7 and 26.5 mg/kg, respectively. This is in excess of the respective arsenic screening level assuming a residential

¹ Regional Water Quality Control Board (RWQCB), Direct Exposure Human Health Risk Screening Levels for Soil (Residential Land Use), Table S-1, February 2016 (Revision 3).

land use scenario and in excess of expected background concentrations observed in the San Francisco Bay Area. Given the reported arsenic concentrations, it appeared the surface soil at the property may have been impacted from historic agricultural activities.

In order to evaluate potential vapor intrusion concerns, a soil gas assessment was conducted at the property. Three temporary soil gas monitoring wells (SG-1 through SG-3) were installed at the property using a Geoprobe rig at the locations shown in Figure 7.

Each of the soil gas samples exhibited detectable target analyte concentrations; the detected analytes are typically associated with gasoline and/or other refined petroleum hydrocarbon product. Elevated concentrations of TPH-g were detected in all three samples; however, concentrations were below the corresponding vapor intrusion human health risk ESLs². Two of the three samples exhibited ethylbenzene concentrations in excess of the human risk ESL. One sample also exhibited a naphthalene concentration in excess of the respective human risk screening level. As the soil gas samples were collected in the immediate vicinity of the former UST location, additional soil gas sampling was recommended to determine the extent of soil gas impact at the property. Soil data is presented in Table A, and soil gas data is presented in Table B.

[ENGEО, Site Characterization Report, 20785 and 20975 Baker Road, Castro Valley, California, Project Number 13255.000.000, April 14, 2017; DRAFT](#)

ENGEО implemented the approved Workplan in March 2017. Thirteen soil borings (SS-1 through SS-13) were installed to 2 feet below ground surface (Figure 5). For each sample location, two samples were recovered at approximate depths of 0 to 12 inches and 12 to 24 inches below the ground surface. All samples were analyzed for lead, arsenic, and OCPs (Table A). All soil samples collected from the Site exhibited detectable concentrations of arsenic ranging between 2.47 to 19.8 mg/kg. These concentrations are within background concentrations observed in the San Francisco Bay Area, within the exception of arsenic concentrations observed in samples collected at six locations. OCPs, including dieldrin, beta-BHC, delta-BHC, alpha-chlordane, gamma-chlordane, DDD, DDE, DDT, chlordane, endosulfan II, endrin aldehyde, endosulfan sulfate, and heptachlor epoxide were detected in the soil samples collected from the Site. In both shallow and deep samples collected from the Site, all OCPs were detected at levels below the corresponding residential screening levels.

Additionally, 14 temporary soil gas monitoring borings (SG-A through SG-N) were installed in the vicinity of the former UST, as presented on Figures 7 and 8. Borings logs for these are presented in Appendix A. Each of the soil gas samples (all collected in the immediate vicinity of the former UST location) exhibited detectable target analyte concentrations; the detected analytes are typically associated with gasoline and/or other refined petroleum hydrocarbon products (Table B). TPH-g concentrations ranged between non-detect to 13,000 micrograms per cubic meter ($\mu\text{g}/\text{m}^3$). All detected concentrations were below respective residential ESLs. The soil gas samples were also analyzed for mixed gases, including carbon dioxide, carbon monoxide, oxygen, and methane (Table C). Oxygen levels ranged between 1.5 to 15 percent. These levels of oxygen demonstrate that natural bioattenuation will likely occur in the subsurface. Methane and carbon monoxide were not detected in any of the soil gas samples collected from the Site.

² RWQCB, Subslab/Soil Gas Vapor Intrusion Human Health Risk Screening Levels (Residential Land Use), Table SG-1, February 2016 (Revision 3).

ENGEO, Workplan for Additional Site Characterization, 20785 and 20957 Baker Road (Site Cleanup Program Case No. R00003234), Castro Valley, California, June 15, 2017

We met with the ACDEH staff on June 1, 2017, to discuss the findings of the previous analytical results for the Site and to discuss the next steps. A Workplan for additional characterization was recommended for the Site. The purpose of the proposed additional characterization was to perform a soil and groundwater assessment to further evaluate potential residual subsurface impairments associated with the historical land use and presence of former USTs at the Site, and to determine if a bioattenuation zone exists in the upper five feet of soil. The Workplan was approved by ACDEH on June 15, 2017.

2.2 ADDITIONAL CHARACTERIZATION – MAY 2017

The approved Workplan was implemented in May 2017. A C57-licensed direct push drilling subcontractor was retained to advance soil and groundwater borings at the Site. Sample locations are presented on Figures 7 and 9. Cross-sections are presented on Figure 11.

Three direct-push borings (GW-1 through GW-3) were advanced until groundwater was encountered (Figure 6). Groundwater was encountered at depths of approximately 11 to 12 feet below ground surface. Temporary PVC casings were used in each of the three boreholes to facilitate collection; groundwater samples were collected using dedicated bailers. A duplicate grab groundwater sample was collected at GW-2.

Groundwater samples were then placed in laboratory-provided sample jars. Four grab groundwater samples were collected and analyzed for TPH-g and VOCs including BTEX and naphthalene (EPA Method 8260), TPH-d and TPH-mo (EPA Method 8015B with silica gel cleanup) and dissolved metals (EPA Method 6010). Two of the groundwater borings were moved from the original locations since refusal was encountered at a depth of approximately 10 feet.

A geophysical radar survey was conducted as a part of this characterization to verify the extent of the backfill associated with the former USTs on the Site.

In order to further define the vertical and lateral extent of residual impact associated with the former USTs, one soil boring (B-11) was advanced within the footprint of the former tank excavation, and four borings were advanced along the perimeter of the former tank excavation (B-7, B-10, B-12, and B-16). All borings were screened with a PID for volatile organic vapors. B-11 was originally planned to be advanced to a depth of 10 feet below ground surface. However, a PID detection of 14.8 parts per million (ppm) was noted at a depth of 12 feet, and the boring was extended to a total depth of 16 feet below ground surface. Samples were collected from B-11 at depths of 4½ to 5 feet, 7½ to 8 feet, 11½ to 12 feet, and 13 to 13½ feet below ground surface.

B-7 was originally planned to be advanced to a depth of 10 feet below ground surface. However, a PID detection of 254 ppm was noted at a depth of 10 feet, and the boring was extended to a total depth of 12 feet below ground surface. Samples were collected from B-7 at depths of 4½ to 5 feet, 7½ to 8 feet, 9½ to 10 feet, and 11½ to 12 feet below ground surface.

B-12 and B-16 were advanced to a total depth of 8 feet below ground surface, and soil samples were collected at depths of 4½ to 5 feet and 7½ to 8 feet below ground surface.

An additional 17 soil borings (B-1 through B-6, B-8, B-9, B-13 through B-15, and B-17 through B-22) were advanced within the vicinity of the former UST excavation to assess the potential presence of impact within the upper five feet of soil. One soil sample from each of the 17 soil

borings was recovered from an approximate depth interval of 4½ to 5 feet below the ground surface. Duplicate samples were collected from B-15 and B-21.

Soil samples were retrieved within continuous Geoprobe acetate core liners measuring 5 feet in length. Continuous soil cores from each boring were logged by an ENGEO Staff Engineer and Environmental Specialist. Boring logs are presented in Appendix A. Specific soil samples were collected for laboratory analysis by cutting 6-inch portions of the Geoprobe soil core liners corresponding to the respective desired sampling depths in each location. The sample sleeves were sealed using Teflon® sheets secured by tight-fitting plastic end caps. Upon collection of samples, a sample label was placed on the sample, and included a unique sample number, sample location, time/date collected, laboratory analysis, and the sampler's identification. The soil samples were placed in an ice-cooled chest and submitted under documented chain-of-custody to Torrent Laboratory, Inc, a fixed-base analytical laboratory in Milpitas, California. All soil samples were analyzed for TPH-g and VOCs, including BTEX and naphthalene (EPA Method 8260), and TPH-d and TPH-mo (EPA Method 8015B with silica gel cleanup). Analytical laboratory reports are presented in Appendix C.

Detectable concentrations of TPH-g were reported at B-7 and B-11 (Table A and Figure 9). All of these concentrations were below the corresponding residential screening levels. TPH-d was detected at concentrations exceeding its corresponding residential screening level of 230 mg/kg in samples collected at B-7 at depths of 7½ to 8 feet and 9½ to 10 feet. TPH-mo was detected at trace concentrations in a few of the samples, all below the corresponding residential screening level for TPH-mo. Naphthalene and n-butylbenzene were the only VOCs detected in samples collected from location B-7.

None of the three grab groundwater samples collected from the Site exhibited detectable concentrations of VOCs, TPH-g, TPH-d, or TPH-mo. Dissolved metals, including barium, cobalt, nickel, and zinc were detected at low concentrations in the grab groundwater samples. Groundwater analytical results are presented in Table D. Analytical laboratory reports are presented in Appendix C.

2.3 GEOLOGY AND HYDROGEOLOGY

Review of published topographic maps found that the Site is situated at an approximate elevation of 163 feet above mean sea level. The relatively level Site has a gentle slope toward the south-southwest. A review of the 1997 Helley and Graymer, et al. Geologic Map (USGS 1997) found that the Site is primarily underlain by Pleistocene-age alluvial and fluvial fan deposits, (Qpaf).

Based on the boring logs prepared by AEI, fill material was encountered to a depth of approximately 2 feet in two borings at the Site, both located near the former UST. Fill material was not encountered in the geotechnical borings advanced by ENGEO in 2017. Thus, fill material appears to be present in isolated areas of the Site up to a depth of 2 feet below ground surface (outside the UST excavation).

Silty clay is present to depths of 3 to 4 feet below the ground surface. This material is, in turn, underlain by dark yellowish brown clayey silt, which grades into sand between 6 and 9 feet below the ground surface. Silty and gravelly sand is present to depths of 15 to 18 feet below the ground surfaces, where it is underlain by claystone bedrock.

During the recent site investigations, groundwater was encountered at the Site at depths of approximately 11 to 12 feet below ground surface. Based on a review of the 2007 and 2008 groundwater elevation data, there is a slight flow gradient generally directed toward the south-southwest.

2.4 NATURE AND EXTENT OF CONTAMINATION

Details on Site geology and hydrogeology are presented on Section 2.3. The nature and extent of environmental impacts is described below.

2.4.1 Surface Soil

Intermittent surface soil samples exhibited low levels of detectable concentrations of OCPs; these concentrations were below respective screening levels. However, cumulative concentrations of OCPs exceeded the risk level in two sample locations (SS-7 and SS-13) (Table A and Figure 5).

Lead concentrations in three samples (SS-7@0-12", SS-11@0-12", SS-13@12-24") exceeded the corresponding residential ESL of 80 mg/kg. A statistical evaluation was conducted on the lead data set for the Site. A 95 percent upper confidence level (UCL) concentration was calculated for lead concentrations following the methods established by the USEPA. A 95 percent UCL represents a threshold concentration with the following characteristic: the true mean concentration of the analyte within the study area has a 95 percent probability of being less than or equal to the UCL concentration. The analysis was performed using USEPA's ProUCL Version 5.00.00 software. The UCL value for lead was calculated to be 42.2 mg/kg, which is below its corresponding residential ESL. The UCL calculation worksheet is presented in Appendix D.

Arsenic concentrations in soil at the Site ranged between 2.47 to 27.3 mg/kg. A background concentration of 11 mg/kg will be used for the Site for screening purposes. Shallow samples (0 to 12 inches) at 12 locations exceeded this level, and deeper samples (12 to 24 inches) at two locations (SS-7 and SS-11) exceeded this level (Table A). Samples exhibiting arsenic concentrations above this level would need to be mitigated prior to redevelopment.

For the shallow samples exhibiting elevated concentrations of OCPs and arsenic, the soil would be excavated to a depth of 1 foot (12 inches), and for the deeper samples exhibiting elevated concentrations of OCPs and arsenic, soil would be excavated to a depth of 2.5 feet (30 inches).

2.4.2 Subsurface Soil

At the time of UST removal (2004), soil samples collected from the resulting excavation exhibited elevated TPH-g, TPH-d, and xylene(s) concentrations. However, subsequent soil sampling of soil in 2005 and 2007 during site characterization and well installation events did not identify hydrocarbon impacts within soil at or near the former UST locations. Several of the samples collected were very close or corresponded to the locations of the 2004 samples.

In the samples collected in 2017 within and in the vicinity of the UST excavation, samples collected from B-7 exhibited elevated concentrations of TPH-d and naphthalene (Table A and Figure 9). Boring B-7 is located within the former UST excavation. Soil impacts were observed to a depth of 10 feet below ground surface.

Based on these sampling events, it does not appear that soil hydrocarbon impact is present in subsurface soils, with the exception of one location. The soil at the this sample location within the former UST excavation would need to be mitigated prior to redevelopment.

2.4.3 Groundwater

Groundwater samples were collected during the 2005 soil sampling program (Figure 6). Several samples exhibited detectable TPH-g and TPH-d concentrations above respective screening levels. However, when monitoring wells were installed at the Site in 2007, including wells at the locations of the 2005 sampling locations, none of the groundwater samples exhibited detectable concentrations of petroleum hydrocarbons, with the exception of a TPH-d concentration of 56 µg/L in one well. Subsequent sampling of the wells in 2008 did not identify detectable concentrations of TPH or related analytes.

Grab groundwater sampling was conducted at three locations of the Site in June 2017 (Table D and Figure 6). None of the three grab groundwater samples collected from the Site exhibited detectable concentrations of VOCs, TPH-g, TPH-d, or TPH-mo. Dissolved metals, including barium, cobalt, nickel, and zinc were detected at low concentrations in the grab groundwater samples.

Therefore, based on the previous investigations and the most recent sampling, groundwater at the Site does not appear to exhibit evidence of impact.

2.4.4 Soil Gas

Two soil gas samples collected in 2016 exhibited elevated concentrations of ethylbenzene. Each of the 2017 soil gas samples (all collected in the immediate vicinity of the former UST location) exhibited detectable target analyte concentrations; the detected analytes are typically associated with gasoline and/or other refined petroleum hydrocarbon product. However, concentrations were below the corresponding residential screening levels. All VOCs were detected at concentrations below their corresponding screening levels during the 2017 sampling (Figure 8). Oxygen levels in the soil gas samples ranged between 1.5 to 15 percent. These levels of oxygen demonstrate that natural bioattenuation is likely to occur in the subsurface.

2.5 DISCUSSION OF BIOATTENUATION ZONE

Based on the results of the results of the investigations conducted at the Site, the Site meets the requirements for case closure outlined in the State Water Resources Control Board's (SWRCB) *Low-Threat Underground Storage Tank Case Closure Policy (LTCP)*.

As discussed in Appendix 3 Scenario 3 and Appendix 4 Scenario 4 of the LTCP document, the Site meets the following criteria:

- Benzene is less than 1,000 mg/L in groundwater (Appendix 3 Scenario 3) and benzene, ethylbenzene, and naphthalene concentrations were below threshold levels in soil gas (Appendix 4 Scenario 4).
- There is more than 5 feet of separation between the groundwater and the foundation of the proposed buildings, and there was more than 5 feet of separation between the depth of soil gas sampling and the proposed foundations.

- As discussed in Section 2.4.4, oxygen concentrations of greater than 4 percent and up to 15 percent were prevalent in soil gas samples collected at the Site.
- TPH-g and TPH-d are less than 100 mg/kg throughout the entire depth of the bioattenuation zone. Although samples collected at B-7 exhibited combined total TPH concentrations greater than 100 mg/kg, these samples were collected at depths ranging from 7½ to 10 feet, below the bioattenuation zone depth.

3.0 REMEDIAL ACTION OBJECTIVES

Soil characterization has revealed the presence of COPCs above acceptable levels at the Site. The removal action objective (RAO) is to reduce the human health risks associated with the COPCs within Site soil to a level that is acceptable for the planned future redevelopment and to allow for unrestricted future use of the Site.

A review of pertinent laws, regulations, and other criteria was performed to identify applicable or relevant and appropriate requirements (ARARs) and other criteria to be considered (TBC) for remediating the Site. Based on the RAO, soil cleanup levels were developed that establish specific concentrations of chemicals in soil that are protective of both human health and the environment. The soil cleanup levels have been developed for the Site from: (1) information obtained during soil characterizations conducted at the Site; and (2) risk management decisions based upon the current and proposed future use of the Site.

3.1 DEVELOPMENT OF REMEDIAL ACTION OBJECTIVES

The following criterion was applied for the development of the Site-specific RAOs:

- Individual Maximum Exposure Point Concentrations (EPC_{max}) for OCPs, TPH-d, and TPH-g
- Background concentrations for arsenic

3.1.1 Maximum Exposure Point Concentration

The RWQCB Environmental Screening Level (ESL)³ for the COPCs is applied for the Site as the EPC_{max} as follows:

TABLE 3.1.1-1: Potential RAOs Based on EPC_{max}

COPC	EPC _{max}
Arsenic	11 mg/kg ⁴
Dieldrin	38 µg/kg ⁵
Chlordane	480 µg/kg
TPH-g	740 mg/kg
TPH-d	230 mg/kg

³ San Francisco Regional Water Quality Control Board; Soil Tier 1 Environmental Screening Level; Table S-1; 22 February 2016, Revision 3.

⁴ Based on background concentrations established for the Site.

⁵ San Francisco Regional Water Quality Control Board; Direct Exposure Human Health Risk Screening Levels for Soil (Residential Land Use), Table S-1; 22 February 2016, Revision 3.

3.2 REMEDIAL ACTION OBJECTIVE

The remedial action objectives for the Site are summarized in the following table:

TABLE 3.2-1: Respective RAO for Remedial Action

COPC	BASIS FOR CLEANUP LEVEL	CLEANUP LEVEL
Arsenic	Established background concentration	11 mg/kg
Dieldrin	RWQCB Direct Exposure Human Health Risk Level	38 µg/kg
Chlordane	RWQCB Direct Exposure Human Health Risk Level	480 µg/kg
TPH-d	RWQCB Direct Exposure Human Health Risk Level	230 mg/kg
TPH-g	RWQCB Direct Exposure Human Health Risk Level	740 mg/kg

4.0 ALTERNATIVES EVALUATION

4.1 IDENTIFICATION AND ANALYSIS OF REMOVAL ACTION ALTERNATIVES

The response actions to address the identified COPCs in Site soil include Alternative 1: no further action, Alternative 2: onsite encapsulation with institutional controls, and Alternative 3: excavation and offsite disposal. These response actions are considered the appropriate removal action alternatives for the Site.

4.1.1 Alternative 1 – No Further Action

The DTSC, the No Further Action alternative has been included to provide a baseline for comparisons among other removal alternatives. The No Further Action alternative would not require implementing any measures at the Site, and no costs would be incurred. This action includes no institutional controls, no treatment of soil, and no monitoring.

4.1.2 Alternative 2 – Soil Containment/Capping-in-Place

This alternative would consist of removing approximately 1,750 cubic yards of OCP and arsenic-impacted soil on the Site. For the TPH-impacted soil, the overburden is assumed to be clean, and can be excavated and stockpiled on site. The soil below the overburden will be excavated to a depth of approximately 10 feet below ground surface. This would yield a volume of approximately 20 cubic yards of TPH-impacted soil to be offhauled from the Site. This would include placing it under proposed hardscaped areas and/or under a minimum of one foot of clean soil in common areas of the planned redevelopment.

The impacted portions of the Site that exhibit COPC concentrations in excess of the soil cleanup would be divided into 30-foot-square grids. An ENGEO representative will observe the excavation activities, providing oversight and coordination when necessary. The initial excavation areas have been determined based on the results of the site investigations performed in 2016 and 2017 (refer to Figure 10 for proposed depths).

Following excavation of impacted soil, each of the remedial grids will be sampled by the collection of one discrete soil sample from the center-base of the grid and one sample from the two-thirds point of the grid's corresponding sidewalls (two thirds of the vertical distance up the sidewall from the base). The confirmation samples recovered from the OCP and arsenic impacted grids will be analyzed for OCPs (EPA Method 8081) and arsenic (EPA Method 6010). Confirmation samples recovered from the former UST excavation will be analyzed for TPH-g and VOCs (EPA Method 8260). Grids with base confirmation sampling concentrations exceeding the soil cleanup levels will be re-excavated an additional 12 inches and re-sampled. Grids with sidewall confirmation sampling concentrations exceeding the soil cleanup levels would be re-excavated laterally an additional 10 feet and re-sampled. Excavation will proceed until the soil cleanup levels are achieved. Grids with confirmation samples below the soil cleanup levels will be considered complete with no further excavation conducted.

Excavation operations will generate dust emissions. Suppressant, water spray, monitoring, and other forms of dust control may be required during excavation; however, based on the reported concentrations, there are no worker exposure issues with regard to dust hazards. Sloping excavation sidewalls may result in increased volume of soil requiring excavation.

Soil remaining within the Site, which has been shown to contain COPC concentrations below the soil cleanup levels, can be used to backfill the contaminated soil excavations. Import soil, if imported from offsite sources to achieve grading balance at the Site, will be tested in accordance with the DTSC import fill guidelines.

Excavated soil would be temporarily stockpiled pending placement within the designated encapsulation areas as engineered fill. Specific encapsulation areas would be based on the final approved site redevelopment plan. The soil stockpiles will be covered with 10-mil plastic sheeting and secured to prevent dust or runoff during storm events. Stockpiles will be managed in accordance with the Dust Control Plan (Appendix E).

A land use covenant would be executed between ACDEH and the property owner and recorded to ensure that the cap integrity is maintained and that future uses of the property are consistent with the operation and maintenance of the cap. An operation and maintenance plan would be submitted and approved by ACDEH. An operation and maintenance agreement signed with ACDEH specifying the operation and maintenance requirements and providing financial assurance for future operation and maintenance of the cap.

4.1.3 Alternative 3 – Soil Excavation/Offsite Disposal

The excavation/offsite disposal remedial action would consist of removing impacted soil from the Site. The excavated soil will be directly placed into trucks and off-hauled to an appropriate waste management facility, likely Altamont Landfill in Livermore, California or Vasco Road Landfill in Livermore, California. Excavation includes using loaders, scrapers, and/or other appropriate equipment.

The impacted portions of the Site that exhibit COPC concentrations in excess of the soil cleanup would be divided into 30-foot-square grids. An ENGEO representative will observe the excavation activities, providing oversight and coordination when necessary. The initial excavation areas have been determined based on the results of the site investigations performed in 2016 and 2017 (refer to Figure 10 for proposed depths).

Following excavation of impacted soil, each of the remedial grids will be sampled by the collection of one discrete soil sample from the center-base of the grid and one sample from the two-thirds point of the grid's corresponding sidewalls (two thirds of the vertical distance up the sidewall from the base). The confirmation samples recovered from the OCP and arsenic impacted grids will be analyzed for OCPs (EPA Method 8081) and arsenic (EPA Method 6010). Confirmation samples recovered from the former UST excavation will be analyzed for TPH-g and VOCs (EPA Method 8260). Grids with base confirmation sampling concentrations exceeding the soil cleanup levels will be re-excavated an additional 12 inches and re-sampled. Grids with sidewall confirmation sampling concentrations exceeding the soil cleanup levels would be re-excavated laterally an additional 10 feet and re-sampled. Excavation will proceed until the soil cleanup levels are achieved. Grids with confirmation samples below the soil cleanup levels will be considered complete with no further excavation conducted.

Excavation operations will generate dust emissions. Suppressant, water spray, monitoring, and other forms of dust control may be required during excavation; however, based on the reported concentrations, there are no worker exposure issues with regard to dust hazards. Sloping excavation sidewalls may result in increased volume of soil requiring excavation.

Soil remaining within the Site, which has been shown to contain COPC concentrations below the soil cleanup levels, can be used to backfill the contaminated soil excavations. Import soil, if imported from offsite sources to achieve grading balance at the Site, will be tested in accordance with the DTSC import fill guidelines.

4.2 EVALUATION CRITERIA

Each removal action alternative was independently analyzed without consideration to the other alternatives. Each of the removal action alternatives is screened based on effectiveness, implementability, and cost.

4.2.1 Effectiveness

In the effectiveness evaluation, the following factors are considered:

- Overall Protection of Human Health and the Environment - This criterion evaluates whether the removal alternative provides adequate protection to human health and the environment and is able to meet the Site's RAOs.
- Compliance with ARARs/TBCs - This criterion evaluates the ability of the removal alternative to comply with ARARs and TBCs.
- Short-Term Effectiveness - This criterion evaluates the effects of the removal alternative during the construction and implementation phase until removal objectives are met. It accounts for the protection of workers and the community during removal activities and environmental impacts from implementing the removal action.

- Long-Term Effectiveness and Permanence - This criterion addresses issues related to the management of residual risk remaining on site after a removal action has been performed and has met its objectives. The primary focus is on the controls that may be required to manage risk posed by treatment residuals and/or untreated wastes.
- Reduction of Toxicity, Mobility, or Volume - This criterion evaluates whether the removal technology employed results in significant reduction in toxicity, mobility, or volume of the hazardous substances.

4.2.2 Implementability

This criterion evaluates the technical and administrative feasibility of implementing the alternative, as well as the availability of the necessary equipment and services. This includes the ability to design and perform a removal alternative, ability to obtain services and equipment, ability to monitor the performance and effectiveness of technologies, and the ability to obtain necessary permits and approvals from agencies, and acceptance by the State and the community.

4.2.3 Cost

This criterion assesses the relative cost of each technology based on estimated fixed capital for construction or initial implementation and ongoing operational and maintenance costs. The actual costs will depend on true labor and material cost, competitive market conditions, final project scope, and the implementation schedule.

4.3 ANALYSIS OF REMOVAL ACTION ALTERNATIVES

Each alternative is discussed in the following sections.

4.3.1 Alternative 1 – No Further Action

The No Further Action alternative would not require implementing any measures at the Site, and no costs would be incurred. Consequently, there would be no activities that would disturb Site soil, and, therefore, no short-term risks to Site workers or the community as a result of implementing this alternative.

However, under the No Further Action alternative, the impacts due to the presence of COPCs in soil would not be addressed and there would be no reduction in the potential risks. This alternative, therefore, does not meet the effectiveness criterion. As a result, acceptance by the State and the community would be unobtainable.

4.3.2 Alternative 2 – Soil Containment/Capping-in-Place

4.3.2.1 Effectiveness

Potential short-term risks to on-site workers, public health, and the environment could result from dust or particulates that may be generated during excavation and soil handling activities. These risks could be mitigated using personal protective equipment for on-site workers and engineering controls, such as dust suppression and monitoring, and additional traffic and equipment operating safety procedures, for protection of the surrounding community and to meet all ARARs.

With regard to long-term effectiveness, on-site encapsulation would not lessen toxicity or volume of the COPCs, but would limit or eliminate direct contact for future residents and workers. Under the Operation and Maintenance Agreement required as part of this alternative, periodic inspections would be required for settlement, cracking, ponding of liquids, erosion, and naturally occurring invasion by deep-rooted vegetation. On-site encapsulation would also require long-term inspection and maintenance and a land use covenant to meet ARARs, provide long-term effectiveness, and to ensure that the integrity of the cap is not compromised by land use activities. A Soil Management Plan would also be required if the encapsulated soil was to be disturbed in the future.

4.3.2.2 [Implementability](#)

Encapsulation is a relatively simple technology that is easily implemented and can be quickly installed. As COPCs would remain on site, obtaining permits and regulatory approval can be more difficult. In addition, community acceptance for this alternative may be more difficult since the COPCs would remain on site. Encapsulation may require “triple” handling of soil and a longer period of time (one to two weeks) to complete the encapsulation. This alternative would result in the potential for a greater degree of dust generation and noise from operations.

4.3.2.3 [Cost](#)

Containment technologies typically involve low to moderate costs. Based on previous estimates, costs for this alternative are in the range of \$30 per cubic yard. Total project cost for Alternative 2 would be approximately \$53,100 (See Section 4.4 Table). This alternative would include an annual maintenance cost of approximately \$7,500.

4.3.3 [Alternative 3 – Soil Excavation/Off-Site Disposal](#)

4.3.3.1 [Effectiveness](#)

Potential short-term risks to on-site workers, public health, and the environment could result from dust or particulates that may be generated during excavation and soil handling activities. These risks could be reduced using personal protective equipment for on-site workers and engineering controls, such as dust suppression and monitoring, and additional traffic and equipment operating safety procedures, for protection of the surrounding community and to meet all ARARs. Excavation and disposal would remove the COPCs from the Site, and therefore, eliminates the long-term risks and accomplishes the RAO.

Although the COPCs will be removed from the Site, excavation and offsite land disposal does not result in the reduction of toxicity or volume of the COPC. However, the impacted material will be relocated and the potential for exposure is reduced to the future residents of the Site.

4.3.3.2 [Implementability](#)

Excavation/offsite disposal is a well-proven, readily implementable technology that is a common method for remediation of impacted sites. It is a relatively simple process, with proven results. Equipment and labor required to implement this alternative are uncomplicated and readily available. The shallow depths of the identified impacts make excavation readily implementable. It is anticipated that regulatory approval would be granted since it is a proven and permanent technology. Acceptance by the State and the community for this alternative is considered high. Alternative three will result in greater transport truck traffic to and from the Site as soil loads will

be transported from the Site to landfills. Approximately 210 truck loads will be required over the course of a two- to three-week period to remove the estimated 1,770 cubic yards. Also, approximately 2,510 cubic yards of clean soil will need to be imported to the Site to backfill the open excavation, resulting in an additional 210 truck trips for a total of approximately 420 truck trips for the entire project. Alternative 3 will generally result in less noise and dust generation as opposed to Alternative 2.

4.3.3.3 Cost

The estimated cost for excavation, transportation, and disposal of the impacted soils is approximately \$120 per cubic yard. This estimate includes permitting, excavation/removal, confirmation sampling/reporting, transportation, disposal at an approved offsite disposal facility, and import fill. The total cost for implementation of Alternative 3 is \$212,400.

4.4 COMPARATIVE ANALYSIS OF REMOVAL ACTION ALTERNATIVES

A comparative analysis was conducted to identify the advantages and disadvantages of each removal alternative. The comparative analysis of the removal alternatives was conducted to address the criteria listed in Section 4.2.

4.4.1 Effectiveness

Under the no further action alternative, the impacts associated with the site-specific COPCs would not be addressed. Consequently, there would be no reduction in the potential risks and the RAO would not be achieved. The no further action alternative does not involve activities that would disturb the impacted soil. Therefore, there would be no short-term risks to on-site workers or the community as a result of implementing these alternatives. Alternatives 2 and 3 would require removing, handling, and/or transporting the impacted soil, resulting in higher short-term exposure risks. However, it is expected that these risks can be sufficiently mitigated through site control measures.

Alternatives 2 and 3 reduce or eliminate, respectively, potential exposure to COPCs, and therefore, accomplish the RAO. Once implemented, the encapsulation alternative presented in Alternative 2 would require long-term monitoring and institutional controls to ensure its effectiveness. In addition, future changes in land use could disturb the soil. A soil management plan would be required in the event the encapsulated soil was to be disturbed in the future. The excavation/offsite disposal alternative in Alternative 3 would remove the COPCs from the Site, and would not require any further management or site controls.

Based upon this evaluation, Alternative 3 is favored under this criterion.

4.4.2 Implementability

No measures would be implemented for the no further action alternative. Alternatives 2 and 3 are both well proven, readily implementable technologies. However, Alternative 2 requires additional handling of soil, and therefore a potential increase in dust and noise generation, and also requires a long-term Operations and Maintenance program. Alternative 3 will result in greater impacts to transportation/traffic; however, the impacts are of short duration and can be effectively managed to minimize disturbances. Accordingly, Alternative 3 is favored by this criterion.

4.4.3 Cost Effectiveness

A summary of estimated costs to implement the proposed alternatives is presented in the following table. Costs are based on encapsulation or excavation/offsite disposal of 1,930 cubic yards (2,895 tons) of soil. Post removal costs are based on a 50-year project lifespan.

TABLE 4.4.3-1: Estimated Alternative Costs

SUMMARY OF ESTIMATED COSTS			
COSTS	REMOVAL ACTION ALTERNATIVE		
	ALTERNATIVE 1 NO FURTHER ACTION	ALTERNATIVE 2 SOIL CONTAINMENT/ CAPPING IN-PLACE	ALTERNATIVE 3 SOIL EXCAVATION/ OFFSITE DISPOSAL
Direct Capital Costs			
Estimated Costs	\$ -	\$53,100.00	\$212,400.00
Annual Post Removal Action Site Control Costs			
Maintenance Costs	\$ -	\$7,500.00	\$ -
Total	\$ -	\$60,600.00	\$212,400.00

4.5 RECOMMENDED REMOVAL ACTION ALTERNATIVE

Based on the comparative analysis described in Section 4.4, Alternative 3, Excavation and Offsite Disposal is the preferred and recommended removal action alternative for addressing the Site.

4.6 EXCAVATION AND OFFSITE DISPOSAL

The excavation/offsite disposal remedial action will consist of removing COPC-impacted soil from the Site. The excavated soil will be properly disposed of by directly loading it into trucks for transport to a landfill. Excavation includes using loaders, scrapers, and/or other appropriate equipment. Approximately 1,750 cubic yards of OCP and arsenic- impacted soil would need to be excavated from the Site. For the TPH-impacted soil around B-7 (Figure 10), the overburden is assumed to be clean, and can be excavated and stockpiled on site. The soil below the overburden will be excavated to a depth of approximately 10 feet below ground surface. This would yield a volume of approximately 20 cubic yards of TPH-impacted soil to be offhauled from the Site.

The impacted portions of the Site that exhibit COPC concentrations in excess of the soil cleanup would be divided into 30-foot-square grids. An ENGEO representative will observe the excavation activities, providing oversight and coordination when necessary. The initial excavation areas have been determined based on the results of the site investigations performed in 2016 and 2017 (refer to Figure 10 for proposed depths).

Following excavation of impacted soil, each of the remedial grids will be sampled by the collection of one discrete soil sample from the center-base of the grid and one sample from the two-thirds point of the grid's corresponding sidewalls (two thirds of the vertical distance up the sidewall from the base). The confirmation samples recovered from the OCP and arsenic impacted grids will be analyzed for OCPs (EPA Method 8081) and arsenic (EPA Method 6010). Confirmation samples recovered from the former UST excavation will be analyzed for TPH-g and VOCs (EPA Method 8260). Grids with base confirmation sampling concentrations exceeding the soil cleanup levels will be re-excavated an additional 12 inches and re-sampled. Grids with sidewall confirmation sampling concentrations exceeding the soil cleanup levels would be re-excavated laterally an

additional 10 feet and re-sampled. Excavation will proceed until the soil cleanup levels are achieved. Grids with confirmation samples below the soil cleanup levels will be considered complete with no further excavation conducted.

Excavation operations would generate dust emissions. Suppressant, water spray, monitoring, and other forms of dust control may be required during excavation, and workers would be required to use personal protective equipment (PPE) to reduce exposure to the COPCs. Sloping excavation sidewalls may result in increased volume of soil requiring excavation. Confirmation soil sampling and analysis would be conducted to verify that cleanup criteria were met at the excavation bottom and sidewall perimeter and excavation would proceed until the confirmation samples show the removal goal has been achieved.

The excavated soil may be temporarily stockpiled onsite. As necessary, the soil stockpiles would be covered with 10-mil plastic sheeting and secured to prevent dust or runoff during storm events. Stockpiles would be managed in accordance with the Dust Control Plan (Appendix E). The soil stockpiles would be maintained at the Site until transported offsite.

Soil remaining within the Site, which has been shown to contain COPCs concentrations below the soil cleanup levels, could be used to backfill the contaminated soil excavations. Clean import soil, if any additional soil is needed to achieve a grading balance, would be imported from offsite sources and tested in accordance with the DTSC import fill guidelines.

5.0 REMOVAL ACTION IMPLEMENTATION

Implementation of the removal action consists of a series of separate tasks. The following sections discuss each task and the activities of which they consist: Selecting excavation locations (Section 5.1); permits, notifications, and Site preparation (Section 5.2); excavation methodology (Section 5.3); control measures (Section 5.4); and field variances (Section 5.5). The Dust Control Plan is provided as Appendix E.

5.1 SELECTING EXCAVATION LOCATIONS

Figure 10 shows the proposed excavation area and depth of excavation. The anticipated depth of excavation in the areas of the OCP and arsenic-impacted soil is approximately 12 inches and 30 inches (in two areas). The anticipated depth of excavation in the areas of the TPH-impacted soil is approximately 10 feet.

5.2 PERMITTING AND SITE PREPARATION

The removal action will be conducted in accordance with all applicable California Code of Regulations, including Cal/OSHA regulations. Prior to implementation of the RAP, and if required, a grading permit will be obtained from Alameda County to facilitate the proposed excavation work. If required, the Transportation Plan will be submitted to the City prior to work activities. Since no volatile constituents are present at the Site, no permits/notifications are required from Bay Area Air Quality Management District (BAAQMD) for the removal action.

5.3 EXCAVATION METHODOLOGY

Excavation work will be conducted by a licensed grading contractor with current hazardous substance removal certifications. Excavations will be performed using a combination of scrapers,

track-mounted excavators, and/or loaders. The approximate extent of the proposed excavation area is shown on Figure 10. Shoring, if necessary, will comply with applicable Alameda County and Cal/OSHA requirements.

Upon completion of the excavation work and confirmation sampling, the excavations will be backfilled with clean import fill that, following confirmation testing as appropriate, exhibits COPC concentrations below the below the RAOs (Section 3.2). Import fill will be tested in accordance with DTSC requirements, prior to acceptance.

5.4 CONTROL MEASURES

The Site will be cordoned off to be protective of the general public and access to the Site will be through a specific locked entrance. Dust control measures will be performed in accordance with applicable BAAQMD Standards. The applicable guidelines are available in Tables 8-1 and 8-2 of the California Environmental Quality Act - Air Quality Guidelines (updated May 2011). Dust control procedures are described in Appendix E. Onsite health and safety measures are detailed in Appendix G.

Because the anticipated disturbance area will be greater than 1 acre in area, a Construction Stormwater Pollution Prevention Plan should be prepared prior to work activities.

Noise control measures implemented within the Site will be undertaken in accordance with applicable Alameda County requirements. Alameda County requires that construction activities are conducted between 7 a.m. and 7 p.m. on any day, except Saturday or Sunday. Work conducted on Saturday or Sunday must be completed between 8 a.m. and 5 p.m. Noise control measures will include but are not limited to the following:

- All equipment driven by internal combustion engines will be equipped with appropriate mufflers in good operating condition.
- When feasible, “quiet” models of stationary equipment such as air compressors, generators, and other noise sources.
- Stationary noise-generating equipment will be located as far as possible from sensitive receptors.
- No unnecessary idling of internal combustion engines will occur onsite.

5.5 FIELD VARIANCES

Variances from the work plan will be recorded in journal form, including emergency actions (when an immediate response is required). The field variances will also be documented in the Removal Action Completion Report prepared for the project.

5.6 MANAGEMENT OF IMPACTED SOIL

All excavated soil at the Site is anticipated to be Class II material. The excavated soil from the Site is anticipated to be disposed of at the Altamont Landfill in Livermore, California or Vasco Road Landfill in Livermore, California.

6.0 SAMPLING AND ANALYSIS PLAN

The proposed removal action will require the collection and analysis of samples to confirm the removal of impacted soil. Sampling will be conducted in general accordance with the applicable field procedures presented in Appendix F. In the following sections, confirmation sampling and waste disposal classification sampling are discussed.

6.1 CONFIRMATION SAMPLING OF EXCAVATED AREAS

The impacted areas of the Site (Figure 10) will initially be excavated to a depth of 1 foot below ground surface, and 2.5 feet below ground surface in certain areas of the OCP and arsenic impacts.

Following excavation, each of the excavated grids would be sampled by the collection of one discrete soil sample from the center-base of the grid and one sample from the mid-point of the grid's corresponding sidewalls. The confirmation samples recovered from the grids would be analyzed for OCPs (EPA Method 8081) and arsenic (EPA Method 6010). Grids with base confirmation sampling concentrations exceeding the soil cleanup level would be re-excavated an additional foot (12 inches) and resampled. Grids with sidewall confirmation sampling concentrations exceeding the soil cleanup levels would be re-excavated laterally an additional 10 feet and resampled. Excavation would proceed until the soil cleanup levels are achieved. The excavated soil will be managed in accordance with Section 5.6. Areas with confirmation samples below the soil cleanup levels would be considered complete with no further excavation conducted.

The area with the TPH-impacts will be excavated to a depth of 10 feet below ground surface (Figure 10). Following excavation, the excavated area would be sampled by the collection of one discrete soil sample from the center-base of the grid and one sample from the mid-point of the grid's corresponding sidewalls. The confirmation samples recovered from the former UST excavation would be analyzed for VOCs (EPA Method 8260).

Upon completion of excavation work and confirmation sampling, the approved excavations will be backfilled with clean import fill. Import fill will be tested in accordance with DTSC requirements, prior to acceptance.

7.0 HEALTH AND SAFETY PLAN

All contractors will be responsible for operating in accordance with the most current requirements of State and Federal Standards for Hazardous Waste Operations and Emergency Response (Cal. Code Regs., title. 8, section 5192; 29 CFR 1910.120). Onsite personnel are responsible for operating in accordance with all applicable regulations of the Occupational Safety and Health Administration (OSHA) outlined in the State General Industry and Construction Safety Orders (Cal. Code Regs., title. 8) and Federal Construction Industry Standards (29 CFR 1910 and 29 CFR 1926), as well as other applicable federal, state and local laws and regulations. All personnel shall operate in compliance with all California OSHA requirements.

In addition, California OSHA's Construction Safety Orders (especially Cal. Code Regs., title 8, sections 1539 and 1541) will be followed as appropriate. A site-specific HASP has been prepared for the Site in accordance with current health and safety standards as specified by the federal and California OSHA and submitted to the Regional Water Board prior to initiation of field work. The HASP is presented in Appendix G.


The provisions of the HASP are mandatory for all personnel who are at the Site. The contractor and its subcontractors performing fieldwork in association with this RAP will either adopt and abide by the HASP or shall develop their own safety plans, which at a minimum, meet the requirements of the HASP. All onsite personnel shall read the HASP and sign the Plan “Acknowledgement” (Attachment E of the HASP) before starting Site activities.

8.0 REPORTING

A Remedial Action Implementation Plan (RAIP) will be prepared describing proposed methodology for implementing the selected remedial alternative to address soil impacts identified at the Site. On completion of all remedial and sampling activities, a Remedial Action Plan Completion Report will be prepared and submitted to the ACDEH for review, documenting the implementation activities described in this document and the Remedial Action Implementation Plan (RAIP).

SELECTED REFERENCES

- AEI, Preliminary Site Investigation Report, 20957 Baker Road, Castro Valley, California, June 7, 2005.
- AEI, Additional Information Report, 20957 Baker Road, Castro Valley, California, November 15, 2008.
- Dibblee, T.W., Jr., 2005, Geologic Map of the Hayward Quadrangle, Alameda and Contra Costa Counties, California, DF 163, 2005.
- ENGEO, Phase I Environmental Site Assessment, 20957 Baker Road, Castro Valley, California, Project Number 13255.000.000, August 23, 2016 (DRAFT).
- ENGEO, Phase I Environmental Site Assessment, 20785 Baker Road, Castro Valley, California, Project Number 13255.000.000, August 23, 2016 (DRAFT).
- ENGEO, Phase II Environmental Site Assessment, 20785 Baker Road, Castro Valley, California, Project Number 13255.000.000, August 31, 2016.
- ENGEO, Phase II Environmental Site Assessment, 20957 Baker Road, Castro Valley, California, Project Number 13255.000.000, August 31, 2016.
- ENGEO, Workplan for Site Characterization, 20785 and 20957 Baker Road (Former Case #R00002739), Castro Valley, California, December 29, 2016.
- ENGEO, Site Characterization Report, 20785 and 20957 Baker Road, Castro Valley, California, Project Number 13255.000.000, April 14, 2017 (DRAFT).
- ENGEO, Geotechnical Exploration, 20785 and 20957 Baker Road, Castro Valley, California, Project Number 13255.000.000, March 22, 2017, Revised June 7, 2017.
- ENGEO, Workplan for Additional Site Characterization, 20785 and 20957 Baker Road (Site Cleanup Program Case No. R00003234), Castro Valley, California, June 15, 2017.
- State Water Resources Control Board, Water Quality Control Policy for Low-Threat Underground Storage Tank Closure.



TABLES

TABLE A: Summary of Soil Analytical Results

TABLE B: Summary of Soil Gas Analytical Results: VOCs

TABLE C: Summary of Soil Gas Analytical Results: Fixed Gases

TABLE D: Summary of Groundwater Analytical Results

Table A - Summary of Soil Analytical Results

Sample ID	Date Collected	Sample Depth (feet)	TPH			VOCs			Arsenic	Lead	Soluble lead (STLC)	Organochlorine pesticides (OCPs)														
			TPH-g	TPH-d	TPH-mo	Naphthalene	n-Butylbenzene	Other VOCs				beta-BHC	delta-BHC	gamma-Chlordane	alpha-Chlordane	4,4-DDE	Dieldrin	4,4-DDD	4,4-DDT	Endosulfan II	Endrin Aldehyde	Endosulfan Sulfate	Chlordane	Heptachlor Epoxide	Other OCPs	
			µg/kg	mg/kg	mg/kg	µg/kg	µg/kg	µg/kg				mg/kg	mg/kg	mg/L	µg/kg	µg/kg	µg/kg	µg/kg	µg/kg	µg/kg	µg/kg	µg/kg	µg/kg	µg/kg	µg/kg	µg/kg
RWQCB Direct Exposure ESLs ¹			7.40E+05	230	1.10E+04	3.30E+03	--	N/A	0.067 ²	80	5 ³	-	-	-	-	1,900	38	2,700	1,900	-	-	-	480	67	N/A	
RWQCB Groundwater Leaching ESLs ²			7.70E+05	570	--	33	--	N/A	-	-	-	-	-	-	1.1E+06	0.17	7.5E+05	4,300	-	-	-	15,000	0.42	N/A		
PREVIOUS CHARACTERIZATION																										
S-1@3-9"	8/19/2016	0.25 - 0.75	NA	NA	NA	NA	NA	NA	13.7	7.41	NA	<3.2	<1.6	<1.6	<1.7	<1.9	<1.5	<5.7	<1.3	<5.8	<1.5	<1.2	<21	<0.78	ND	
S-1@12-18"	8/19/2016	1 - 1.5	NA	NA	NA	NA	NA	NA	2.9	13.9	NA	NA	NA	NA	NA	NA	NA	NA	NA	NA	NA	NA	NA	NA	NA	NA
S-2@3-9"	8/19/2016	0.25 - 0.75	NA	NA	NA	NA	NA	NA	27.3	6.49	NA	<1.3	<0.62	<0.65	<0.69	<0.78	<0.59	<2.3	<0.52	<2.3	<0.60	<0.47	<8.4	<0.31	ND	
S-2@12-18"	8/19/2016	1 - 1.5	NA	NA	NA	NA	NA	NA	1.92	19.1	NA	NA	NA	NA	NA	NA	NA	NA	NA	NA	NA	NA	NA	NA	NA	NA
S-3@3-9"	8/19/2016	0.25 - 0.75	NA	NA	NA	NA	NA	NA	17.9	14.1	NA	<1.3	<0.62	<0.65	<0.69	<0.78	<0.59	<2.3	<0.52	<2.3	<0.60	<0.47	<8.4	<0.31	ND	
S-3@12-18"	8/19/2016	1 - 1.5	NA	NA	NA	NA	NA	NA	5.51	8.29	NA	NA	NA	NA	NA	NA	NA	NA	NA	NA	NA	NA	NA	NA	NA	NA
S-4@3-9"	8/19/2016	0.25 - 0.75	NA	NA	NA	NA	NA	NA	26.5	33.2	NA	<1.3	<0.62	<0.65	<0.69	<0.78	<0.59	<2.3	<0.52	<2.3	<0.60	<0.47	<8.4	<0.31	ND	
S-4@12-18"	8/19/2016	1 - 1.5	NA	NA	NA	NA	NA	NA	6.64	12.9	NA	NA	NA	NA	NA	NA	NA	NA	NA	NA	NA	NA	NA	NA	NA	NA
S-5@3-9"	8/24/2016	0.25 - 0.75	NA	NA	NA	NA	NA	NA	13.1	48.4	NA	<6.3	<3.1	<3.3	<3.5	<3.9	<3.0	<11	<2.6	<12	<3.0	<2.3	<42	<1.6	ND	
S-6@3-9"	8/24/2016	1 - 1.5	NA	NA	NA	NA	NA	NA	7.51	9.71	NA	<0.32	<0.16	<0.16	<0.17	<0.19	<0.15	<0.57	<0.13	<0.58	<0.15	<0.12	<2.1	<0.078	ND	
S-7@3-9"	8/24/2016	0.25 - 0.75	NA	NA	NA	NA	NA	NA	3.88	49.6	NA	<3.2	<1.6	9.71	8.55	26.6	36.8	<5.7	87.9	<5.8	<1.5	<1.2	73.1	<0.78	ND	
S-8@3-9"	8/24/2016	1 - 1.5	NA	NA	NA	NA	NA	NA	13.5	43.1	NA	<3.2	<1.6	<0.16	<0.17	1.9	<1.5	<5.7	8.03	<5.8	<1.5	<1.2	73.1	0.78	ND	
ADDITIONAL CHARACTERIZATION - MARCH 2017																										
SS-1@0-12"	3/3/2017	0 - 1	NA	NA	NA	NA	NA	NA	9.67	22.4	NA	<3.2	<1.6	<1.6	<1.7	6.44	1.7	<5.7	7.84	<5.8	<1.5	<1.2	<21	<0.78	ND	
SS-1@12-24"	3/3/2017	1 - 2	NA	NA	NA	NA	NA	NA	5.14	9.02	NA	<1.3	<0.62	<0.65	<0.69	4.29	0.9	<2.3	<0.52	<2.3	<0.60	<0.47	<8.4	<0.31	ND	
SS-2@0-12"	3/3/2017	0 - 1	NA	NA	NA	NA	NA	NA	10.2	12.9	NA	<3.2	<1.6	2.1	2.34	4.98	2.51	<5.7	12.3	<5.8	<1.5	<1.2	<21	<0.78	ND	
SS-2@12-24"	3/3/2017	1 - 2	NA	NA	NA	NA	NA	NA	8.33	6.01	NA	<3.2	<1.6	<1.6	<1.7	4.62	<1.5	<5.7	<1.3	<5.8	<1.5	<1.2	<21	<0.78	ND	
SS-3@0-12"	3/3/2017	0 - 1	NA	NA	NA	NA	NA	NA	13.6	8.21	NA	<0.95	<0.47	<0.49	<0.52	<0.58	<0.44	<1.7	<0.39	<1.7	<0.45	<0.35	<6.3	<0.23	ND	
SS-3@12-24"	3/3/2017	1 - 2	NA	NA	NA	NA	NA	NA	11	7.96	NA	<6.3	<3.1	<3.3	<3.5	5.08	<3.0	<11	<2.6	<12	<3.0	<2.3	<42	<1.6	ND	
SS-4@0-12"	3/3/2017	0 - 1	NA	NA	NA	NA	NA	NA	10.7	10.5	NA	45.6	61.3	<1.6	<1.7	<1.9	5.31	7.88	10.8	37.8	72.5	60	<21	<0.78	ND	
SS-4@12-24"	3/3/2017	1 - 2	NA	NA	NA	NA	NA	NA	4.72	6.68	NA	<3.2	<1.6	<1.6	<1.7	2.61	<1.5	<5.7	<1.3	<5.8	<1.5	<1.2	<21	<0.78	ND	
SS-5@0-12"	3/3/2017	0 - 1	NA	NA	NA	NA	NA	NA	16.4	5.11	NA	<3.2	5.34	<1.6	<1.7	<1.9	<1.5	<5.7	<1.3	8.93	17.6	<1.2	<21	<0.78	ND	
SS-5@12-24"	3/3/2017	1 - 2	NA	NA	NA	NA	NA	NA	6.1	7.99	NA	<3.2	<1.6	<1.6	<1.7	2.37	1.81	<5.7	<1.3	<5.8	<1.5	<1.2	<21	<0.78	ND	
SS-6@0-12"	3/3/2017	0 - 1	NA	NA	NA	NA	NA	NA	8.79	15.1	NA	<3.2	6.4	<1.6	<1.7	<1.9	<1.5	<5.7	8.72	13.4	18.7	<1.2	<21	<0.78	ND	
SS-6@12-24"	3/3/2017	1 - 2	NA	NA	NA	NA	NA	NA	2.47	3.46	NA	<3.2	<1.6	<1.6	<1.7	<1.9	<1.5	<5.7	<1.3	<5.8	<1.5	<1.2	<21	<0.78	ND	
SS-7@0-12"	3/3/2017	0 - 1	NA	NA	NA	NA	NA	NA	10.3	83.1	3.23	<3.2	<1.6	<1.6	<1.7	<1.9	15.3	<5.7	<1.3	<5.8	<1.5	<1.2	<21	<0.78	ND	
SS-7@12-24"	3/3/2017	1 - 2	NA	NA	NA	NA	NA	NA	17.7	10.8	NA	<3.2	<1.6	<1.6	<1.7	<1.9	<1.5	<5.7	<1.3	<5.8	<1.5	<1.2	<21	<0.78	ND	
SS-8@0-12"	3/3/2017	0 - 1	NA	NA	NA	NA	NA	NA	13.2	5.46	NA	<0.95	<0.47	<0.49	<0.52	<0.58	2.44	<1.7	<0.39	<1.7	<0.45	<0.35	<6.3	<0.23	ND	
SS-8@12-24"	3/3/2017	1 - 2	NA	NA	NA	NA	NA	NA	10.7	10.1	NA	<3.2	<1.6	<1.6	<1.7	2.81	<1.5	<5.7	<1.3	<5.8	<1.5	<1.2	<21	<0.78	ND	
SS-9@0-12"	3/3/2017	0 - 1	NA	NA	NA	NA	NA	NA	11.1	24.8	NA	<3.2	<1.6	<1.6	<1.7	<1.9	12	<5.7	<1.3	<5.8	<1.5	<1.2	<21	<0.78	ND	
SS-9@12-24"	3/3/2017	1 - 2	NA	NA	NA	NA	NA	NA	8.34	10	NA	<3.2	<1.6	<1.6	<1.7	2.02	<1.5	<5.7	<1.3	<5.8	<1.5	<1.2	<21	<0.78	ND	
SS-10@0-12"	3/3/2017	0 - 1	NA	NA	NA	NA	NA	NA	12.9	36.2	NA	<3.2	<1.6	<1.6	<1.7	<1.9	13.5	<5.7	<1.3	<5.8	<1.5	<1.2	<21	<0.78	ND	
SS-10@12-24"	3/3/2017	1 - 2	NA	NA	NA	NA	NA	NA	8.79	10.4	NA	<3.2	<1.6	<1.6	<1.7	2.11	1.78	<5.7	<1.3	<5.8	<1.5	<1.2	<21	<0.78	ND	
SS-11@0-12"	3/3/2017	0 - 1	NA	NA	NA	NA	NA	NA	19.8	110	4.57	<0.95	<0.47	<0.49	<0.52	<0.58	4.22	<1.7	<0.39	<1.7	<0.45	<0.35	<6.3	<0.23	ND	
SS-11@12-24"	3/3/2017	1 - 2	NA	NA	NA	NA	NA	NA	11.1	11.5	NA	<1.3	<0.62	<0.65	<0.69	<0.78	<0.59	<2.3	<0.52	<2.3	<0.60	<0.47	<8.4	<0.31	ND	
SS-12@0-12"	3/16/2017	0 - 1	NA	NA	NA	NA	NA	NA	3.67	8.54	NA	<2	<2	<2	<2	<2	<2	<2	<2	<2	<2	<2	<2	<2	ND	
SS-12@12-24"	3/16/2017	1 - 2	NA	NA	NA	NA	NA	NA	6.17	5.2	NA	<2	<2	<2	<2	<2	<2	<2	<2	<2	<2	<2	<2	<2	ND	
SS-13@0-12"	3/3/2017	0 - 1	NA	NA	NA	NA	NA	NA	8.58	64.1	1.55	<0.95	<0.47	58.3	60.6	9.08	32.4	<1.7	26.7	<1.7	<0.45	<0.35	401	11.3	ND	
SS-13@12-24"	3/3/2017	1 - 2	NA	NA	NA	NA	NA	NA	8.18	89.6	2.21	<3.2	<1.6	32.1	37.2	55.5	36.1	<5.7	47.3	<5.8	<1.5	<1.2	170	7.92	ND	
Dup-1@0-12"	3/3/2017	0 - 1	NA	NA	NA	NA	NA	NA	10.1	7.16	NA	<0.95	<0.47	<0.49	<0.52	<0.58	2.59	<1.7	<0.39	<1.7	<0.45	<0.35	<6.3	<0.23	ND	
Dup-2@12-24"	3/3/2017	1 - 2	NA	NA	NA	NA	NA	NA	8.74	13.9	NA	<1.3	<0.62	<0.65	<0.69	<0.78	<0.59	<2.3	<0.52	<2.3	<0.60	<0.47	<8.4	<0.31	ND	

Table A - Summary of Soil Analytical Results

Sample ID	Date Collected	Sample Depth (feet)	TPH			VOCs			Arsenic	Lead	Soluble lead (STLC)	Organochlorine pesticides (OCPs)															
			TPH-g	TPH-d	TPH-mo	Naphthalene	n-Butylbenzene	Other VOCs				beta-BHC	delta-BHC	gamma-Chlordane	alpha-Chlordane	4,4-DDE	Dieldrin	4,4-DDD	4,4-DDT	Endosulfan II	Endrin Aldehyde	Endosulfan Sulfate	Chlordane	Heptachlor Epoxide	Other OCPs		
			µg/kg	mg/kg	mg/kg	µg/kg	µg/kg	µg/kg				mg/kg	mg/kg	mg/L	µg/kg	µg/kg	µg/kg	µg/kg	µg/kg	µg/kg	µg/kg	µg/kg	µg/kg	µg/kg	µg/kg	µg/kg	µg/kg
RWQCB Direct Exposure ESLs ¹			7.40E+05	230	1.10E+04	3.30E+03	--	N/A	0.067 ²	80	5 ³	-	-	-	-	1,900	38	2,700	1,900	-	-	-	480	67	N/A		
RWQCB Groundwater Leaching ESLs ²			7.70E+05	570	--	33	--	N/A	-	-	-	-	-	-	-	1.1E+06	0.17	7.5E+05	4,300	-	-	-	15,000	0.42	N/A		
JUNE 2017 CHARACTERIZATION																											
B-1 @ 4.5-5'	6/22/2017	4.5-5	<100	<2.0	<10	<10	<10	ND	NA	NA	NA	NA	NA	NA	NA	NA	NA	NA	NA	NA	NA	NA	NA	NA	NA	NA	NA
B-2 @ 4.5-5'	6/22/2017	4.5-5	<100	3.26	<10	<10	<10	ND	NA	NA	NA	NA	NA	NA	NA	NA	NA	NA	NA	NA	NA	NA	NA	NA	NA	NA	NA
B-3 @ 4.5-5'	6/22/2017	4.5-5	<100	2.47	<10	<10	<10	ND	NA	NA	NA	NA	NA	NA	NA	NA	NA	NA	NA	NA	NA	NA	NA	NA	NA	NA	NA
B-4 @ 4.5-5'	6/22/2017	4.5-5	<100	<2.0	<10	<10	<10	ND	NA	NA	NA	NA	NA	NA	NA	NA	NA	NA	NA	NA	NA	NA	NA	NA	NA	NA	NA
B-5 @ 4.5-5'	6/22/2017	4.5-5	<100	<2.0	<10	<10	<10	ND	NA	NA	NA	NA	NA	NA	NA	NA	NA	NA	NA	NA	NA	NA	NA	NA	NA	NA	NA
B-6 @ 4.5-5'	6/22/2017	4.5-5	<100	<2.0	<10	<10	<10	ND	NA	NA	NA	NA	NA	NA	NA	NA	NA	NA	NA	NA	NA	NA	NA	NA	NA	NA	NA
B-7 @ 4.5-5'	6/22/2017	4.5-5	<100	8.14	17.9	<10	<10	ND	NA	NA	NA	NA	NA	NA	NA	NA	NA	NA	NA	NA	NA	NA	NA	NA	NA	NA	NA
B-7 @ 7.5-8'	6/22/2017	7.5-8	29,500	2,390	<320	221	<150	ND	NA	NA	NA	NA	NA	NA	NA	NA	NA	NA	NA	NA	NA	NA	NA	NA	NA	NA	NA
B-7 @ 9.5-10'	6/22/2017	9.5-10	95,700	4,990	<320	<170	275	ND	NA	NA	NA	NA	NA	NA	NA	NA	NA	NA	NA	NA	NA	NA	NA	NA	NA	NA	NA
B-7 @ 11.5-12'	6/22/2017	11.5-12	<100	23.7	<10	<10	<10	ND	NA	NA	NA	NA	NA	NA	NA	NA	NA	NA	NA	NA	NA	NA	NA	NA	NA	NA	NA
B-8 @ 4.5-5'	6/22/2017	4.5-5	<100	3.64	<10	<10	<10	ND	NA	NA	NA	NA	NA	NA	NA	NA	NA	NA	NA	NA	NA	NA	NA	NA	NA	NA	NA
B-9 @ 4.5-5'	6/21/2017	4.5-5	<100	4.68	<10	<10	<10	ND	NA	NA	NA	NA	NA	NA	NA	NA	NA	NA	NA	NA	NA	NA	NA	NA	NA	NA	NA
B-10 @ 4.5-5'	6/22/2017	4.5-5	<100	5.67	19.6	<10	<10	ND	NA	NA	NA	NA	NA	NA	NA	NA	NA	NA	NA	NA	NA	NA	NA	NA	NA	NA	NA
B-10 @ 7.5-8'	6/22/2017	7.5-8	<100	7.31	17.8	<10	<10	ND	NA	NA	NA	NA	NA	NA	NA	NA	NA	NA	NA	NA	NA	NA	NA	NA	NA	NA	NA
B-11 @ 4.5-5'	6/22/2017	4.5-5	<100	2.15	<10	<10	<10	ND	NA	NA	NA	NA	NA	NA	NA	NA	NA	NA	NA	NA	NA	NA	NA	NA	NA	NA	NA
B-11 @ 7.5-8'	6/22/2017	7.5-8	<100	<2.0	<10	<10	<10	ND	NA	NA	NA	NA	NA	NA	NA	NA	NA	NA	NA	NA	NA	NA	NA	NA	NA	NA	NA
B-11 @ 11.5-12'	6/22/2017	11.5-12	13,500	<2.0	<10	<170	<150	ND	NA	NA	NA	NA	NA	NA	NA	NA	NA	NA	NA	NA	NA	NA	NA	NA	NA	NA	NA
B-11 @ 13-13.5'	6/22/2017	13-13.5	<100	<2.0	<10	<10	<10	ND	NA	NA	NA	NA	NA	NA	NA	NA	NA	NA	NA	NA	NA	NA	NA	NA	NA	NA	NA
B-12 @ 4.5-5'	6/22/2017	4.5-5	<100	7.48	12.5	<10	<10	ND	NA	NA	NA	NA	NA	NA	NA	NA	NA	NA	NA	NA	NA	NA	NA	NA	NA	NA	NA
B-12 @ 7.5-8'	6/22/2017	7.5-8	<100	2.05	<10	<10	<10	ND	NA	NA	NA	NA	NA	NA	NA	NA	NA	NA	NA	NA	NA	NA	NA	NA	NA	NA	NA
B-13 @ 4.5-5'	6/22/2017	4.5-5	<100	6.96	12.7	<10	<10	ND	NA	NA	NA	NA	NA	NA	NA	NA	NA	NA	NA	NA	NA	NA	NA	NA	NA	NA	NA
B-14 @ 4.5-5'	6/21/2017	4.5-5	<100	3.17	<10	<10	<10	ND	NA	NA	NA	NA	NA	NA	NA	NA	NA	NA	NA	NA	NA	NA	NA	NA	NA	NA	NA
B-15 @ 4.5-5'	6/22/2017	4.5-5	<100	<2.0	<10	<10	<10	ND	NA	NA	NA	NA	NA	NA	NA	NA	NA	NA	NA	NA	NA	NA	NA	NA	NA	NA	NA
B-16 @ 4.5-5'	6/22/2017	4.5-5	<100	<2.0	<10	<10	<10	ND	NA	NA	NA	NA	NA	NA	NA	NA	NA	NA	NA	NA	NA	NA	NA	NA	NA	NA	NA
B-16 @ 7.5-8'	6/22/2017	7.5-8	<100	<2.0	<10	<10	<10	ND	NA	NA	NA	NA	NA	NA	NA	NA	NA	NA	NA	NA	NA	NA	NA	NA	NA	NA	NA
B-17 @ 4.5-5'	6/22/2017	4.5-5	<100	<2.0	<10	<10	<10	ND	NA	NA	NA	NA	NA	NA	NA	NA	NA	NA	NA	NA	NA	NA	NA	NA	NA	NA	NA
B-18 @ 4.5-5'	6/21/2017	4.5-5	<100	2.31	<10	<10	<10	ND	NA	NA	NA	NA	NA	NA	NA	NA	NA	NA	NA	NA	NA	NA	NA	NA	NA	NA	NA
B-19 @ 4.5-5'	6/22/2017	4.5-5	<100	<2.0	<10	<10	<10	ND	NA	NA	NA	NA	NA	NA	NA	NA	NA	NA	NA	NA	NA	NA	NA	NA	NA	NA	NA
B-20 @ 4.5-5'	6/22/2017	4.5-5	<100	<2.0	<10	<10	<10	ND	NA	NA	NA	NA	NA	NA	NA	NA	NA	NA	NA	NA	NA	NA	NA	NA	NA	NA	NA
B-21 @ 4.5-5'	6/22/2017	4.5-5	<100	<2.0	<10	<10	<10	ND	NA	NA	NA	NA	NA	NA	NA	NA	NA	NA	NA	NA	NA	NA	NA	NA	NA	NA	NA
B-22 @ 4.5-5'	6/22/2017	4.5-5	<100	<2.0	<10	<10	<10	ND	NA	NA	NA	NA	NA	NA	NA	NA	NA	NA	NA	NA	NA	NA	NA	NA	NA	NA	NA
Dup-1	6/22/2017	4.5-5	<100	<2.0	<10	<10	<10	ND	NA	NA	NA	NA	NA	NA	NA	NA	NA	NA	NA	NA	NA	NA	NA	NA	NA	NA	NA
Dup-2	6/22/2017	4.5-5	<100	<2.0	<10	<10	<10	ND	NA	NA	NA	NA	NA	NA	NA	NA	NA	NA	NA	NA	NA	NA	NA	NA	NA	NA	NA

Notes:

N/A = Not Applicable

ND = Not Detected

NA = Not Analyzed

<3.2 mg/kg indicates that the result is less than the laboratory reporting limit of 3.2 mg/kg.

Yellow highlighted cell indicate concentrations exceeded corresponding residential screening levels.

None of the laboratory reporting limits exceed the direct exposure residential ESLs.

¹ Regional Water Quality Control Board (RWQCB), Direct Exposure Human Health Risk Screening Levels for Soil (Residential Land Use), Table S-1, February 2016 (Revision 3).

² Regional Water Quality Control Board (RWQCB), Soil Leaching to Groundwater Screening Levels for Soil (Drinking Water Resource), Table S-2, February 2016 (Revision 3).

³ Although arsenic concentrations exceed the corresponding residential screening levels, concentrations are within expected background concentrations observed in the San Francisco Bay Area, with the exception of the yellow highlighted results (which exceed the estimated background concentration of 11 mg/kg).

³ Used for California regulated hazardous waste. Source is California Code of Regulations, Title 22, Chapter 11, Article 3. If a substance is ten times the STLC value found in the TTLC, the Waste Extraction Test (WET) is indicated. If any substance in the waste extract is equal to or greater than the STLC value, it is considered a hazardous toxic waste.

Table B - Summary of Soil Gas Analytical Results: VOCs

Sample ID	Date Collected	TPH-g	1,1-Dichloroethene	1,1-Difluoroethane	1,3-Butadiene	2-Butanone (MEK)	4-Methyl-2-Pentanone (MIBK)	Acetone	Benzene	Carbon Disulfide	cis-1,2-dichloroethene	n-hexane	n-heptane	Cyclohexane	Isopropanol	tert-Butanol	Toluene	TCE	PCE	1,2,4-Trimethylbenzene	1,3,5-Trimethylbenzene	2-Hexanone	4-Ethyl Toluene	Ethyl benzene	m,p-Xylene	o-xylene	Naphthalene	1,2,4-Trichlorobenzene	Other VOCs		
		µg/m³	µg/m³	µg/m³	µg/m³	µg/m³	µg/m³	µg/m³	µg/m³	µg/m³	µg/m³	µg/m³	µg/m³	µg/m³	µg/m³	µg/m³	µg/m³	µg/m³	µg/m³	µg/m³	µg/m³	µg/m³	µg/m³	µg/m³	µg/m³	µg/m³	µg/m³	µg/m³	µg/m³	µg/m³	
RWQCB ESL²		3.00E+05	3.70E+04	880	--	2.60E+06	1.60E+06	1.50E+07	48	--	4,200	--	--	--	--	--	1.60E+05	240	240	--	--	--	--	560	5.20E+04	5.20E+04	41	1000	N/A		
PREVIOUS CHARACTERIZATION																															
SG-1	8/19/2016	88,100	<69	<470	<39	<52	<72	8,500	<56	<54	<69	<62	NA	NA	NA	<53	<66	<94	<120	88	<86	95	<86	3,500	17,000	5,200	<92	<130	ND		
SG-2	8/19/2016	15,300	<20	<140	<11	<15	<21	4,900	<16	<16	<20	<18	NA	NA	NA	<15	<19	<27	<34	<25	<25	<21	<25	210	1,100	370	<26	160	ND		
SG-3	8/19/2016	245,000	<99	<680	<55	<74	<100	2,500	<80	<78	<99	<88	NA	NA	NA	<76	<94	<130	<170	5,700	2,300	170	<120	3,700	20,000	7,800	130	<190	ND		
ADDITIONAL CHARACTERIZATION																															
SG-A	3/15/2017	280	<4.2	<4.3	37	<11	<4.4	28	19	63	<4.2	30	7.4	21	<11	N/A	15	<5.7	<7.3	<5.3	<5.3	<4.4	<5.3	<4.6	4.8	<4.6	<4.3	<7.9	ND		
SG-B	3/14/2017	3,200	<9.6	<9.8	<5.3	<7.1	<9.9	43	8.2	35	<9.6	820	<9.9	14	<24	N/A	740	<13	<16	<12	<12	<9.9	<12	18	71	20	<9.6	<18	ND		
SG-C	3/14/2017	3,400	<8.5	<8.7	<4.7	9.5	<8.8	35	11	35	<8.5	740	9.9	17	<21	N/A	280	<11	20	<11	<11	<8.8	<11	<9.3	21	<9.3	<8.6	<16	ND		
SG-D	3/14/2017	210	<3.9	<4.0	<2.2	<2.9	<4.0	<9.4	<3.1	<3.1	<3.9	<3.5	<4.0	<3.4	<9.7	N/A	9.5	<5.3	<6.7	<4.8	<4.8	<4.0	<4.8	<4.3	<4.3	<4.3	<3.9	<7.3	ND		
SG-E	3/15/2017	13,000	<21	<21	21	<51	<21	58	26	170	<21	3,600	<21	50	<51	N/A	2,400	<28	<36	<26	<26	<21	<26	50	220	46	<110	<39	ND		
SG-F	3/15/2017	6,000	<8.0	<8.2	7.9	24	<8.3	35	18	200	<8.0	1,900	13	27	<20	N/A	870	<11	<14	11	<9.9	<8.3	<9.9	22	100	23	<42	<15	ND		
SG-G	3/14/2017	4,700	<7.4	<7.5	5.2	7.5	7.6	210	8.5	42	<7.4	1,000	15	22	<18	N/A	1,800	<10	<13	<9.1	<9.1	<6.6	<9.1	31	130	33	<39	<14	ND		
SG-H	3/14/2017	4,800	<12	<12	6.6	<8.7	<12	69	<9.4	180	<12	1,600	22	30	<29	N/A	870	<16	<20	<15	<15	<12	<15	22	98	25	<12	<11	ND		
SG-I	3/14/2017	280	<4.5	<4.6	<2.5	3.6	<4.6	21	<3.6	5.6	<4.5	15	<4.6	<3.9	<11	N/A	80	<6.0	<7.6	<5.5	<5.5	<4.6	<5.5	<4.9	11	<4.9	<4.5	<8.3	ND		
SG-J	3/14/2017	<64	<4.2	<4.2	<2.3	<3.1	<4.3	<10	<3.4	31	<4.2	15	<4.3	<3.6	<10	N/A	24	<5.6	<7.1	<5.2	<5.2	<4.3	<5.2	<4.6	<4.6	<4.6	<4.2	<7.8	ND		
SG-K	3/15/2017	1,400	<4.6	<4.7	2.0	12	<4.7	52	11	190	<4.6	31	5	11	<11	N/A	78	<6.2	<7.8	<5.7	<5.7	<4.7	<5.7	<5.0	<5.0	<5.0	<4.6	<8.6	ND		
SG-L	3/14/2017	6,600	<8.7	<8.9	<4.8	11	<9.0	61	11	180	<8.7	2100	28	30	<22	N/A	1,500	<12	<15	<11	<11	<9.0	<11	33	130	33	<46	<16	ND		
SG-M	3/14/2017	790	<4.6	<4.7	<2.5	6.6	<4.7	31	4.8	40	<4.6	140	6.2	<4	13	N/A	260	<6.2	<7.8	<5.7	<5.7	<4.7	<5.7	9.4	40	11	<4.6	<8.5	ND		
SG-N	3/14/2017	1,400	<4.7	<4.8	<2.6	8.7	<4.8	72	<3.8	7.6	<4.7	180	<4.8	<4.0	<12	N/A	400	<6.3	<8.0	6.9	<5.8	<4.8	<5.8	18	87	29	<4.7	<8.7	ND		
SG-DUP	3/14/2017	1,300	<4.6	<4.7	<2.6	9	<4.8	72	<3.7	7.7	<4.6	190	<4.8	<4.0	<12	N/A	410	<6.3	<7.9	6.8	<5.8	<4.8	<5.8	18	89	28	<4.7	<8.7	ND		

Notes:

- N/A- Not Applicable
- means no screening level exists
- <4.2 indicates that the result is less than the laboratory reporting limit of 4.2 µg/m³.
- Yellow highlighted cell indicate concentrations exceeded corresponding residential screening levels.
- Green highlighted cells indicate laboratory reporting limits exceed corresponding residential screening levels.

² Regional Water Quality Control Board (RWQCB), Subslab/Soil Gas Vapor Intrusion Human Health Risk Screening Levels (Residential Land Use), Table SG-1, February 2016 (Revision 3).

Table C - Summary of Soil Gas Analytical Results: Fixed Gases

Sample ID	Date Collected	Helium	Carbon Monoxide	Carbon Dioxide	Oxygen	Methane
		%	%	%	%	%
SG-A	3/15/2017	<0.21	<0.21	3.1	12	<0.21
SG-B	3/14/2017	<0.24	<0.24	5.8	3.6	<0.24
SG-C	3/14/2017	<0.21	<0.21	6	3.7	<0.21
SG-D	3/14/2017	<0.20	<0.20	2.2	16	<0.20
SG-E	3/15/2017	<0.35	<0.35	1.3	13	<0.35
SG-F	3/15/2017	<0.40	<0.40	0.8	12	<0.40
SG-G	3/14/2017	<0.19	<0.19	6.6	5.7	<0.19
SG-H	3/14/2017	<0.20	<0.20	<0.20	15	<0.20
SG-I	3/14/2017	<0.23	<0.23	2.4	15	<0.23
SG-J	3/14/2017	<0.21	<0.21	8.4	8.2	<0.21
SG-K	3/15/2017	<0.23	<0.23	1.6	12	<0.23
SG-L	3/14/2017	<0.22	<0.22	1.1	9.6	<0.22
SG-M	3/14/2017	<0.23	<0.23	8.9	2.2	<0.23
SG-N	3/14/2017	<0.24	<0.24	9.3	1.8	<0.24
SG-DUP	3/14/2017	<0.23	<0.23	9.5	1.5	<0.23

Notes:

ND- Not Detected

Table D – Summary of Groundwater Analytical Results

Sample ID	Date	TPHs			VOCs	Dissolved Metals				
		TPH-d	TPH-mo	TPH-g		Barium	Cobalt	Nickel	Zinc	Other Metals
		mg/L	mg/L	µg/L		µg/L	mg/L	mg/L	mg/L	mg/L
RWQCB ESLs¹		0.15	--	220	N/A	1	0.006	0.1	5	N/A
GW-1	6/22/2017	<0.10	<0.40	<50	ND	0.06	<0.0050	<0.0050	0.013	ND
GW-2	6/22/2017	<0.10	<0.40	<50	ND	0.036	<0.0050	<0.0050	0.011	ND
GW-3	6/22/2017	<0.10	<0.40	<50	ND	0.11	0.029	0.020	0.0098	ND
Dup-1	6/22/2017	<0.10	<0.40	<50	ND	0.034	<0.0050	<0.0050	0.012	ND

Notes:

N/A = not applicable


ND = not detected

'--' means no screening level exists

<0.1 mg/L indicates that the result is less than the laboratory reporting limit of 0.1 mg/L.

Yellow highlighted cell indicate concentrations exceeded corresponding residential screening levels.

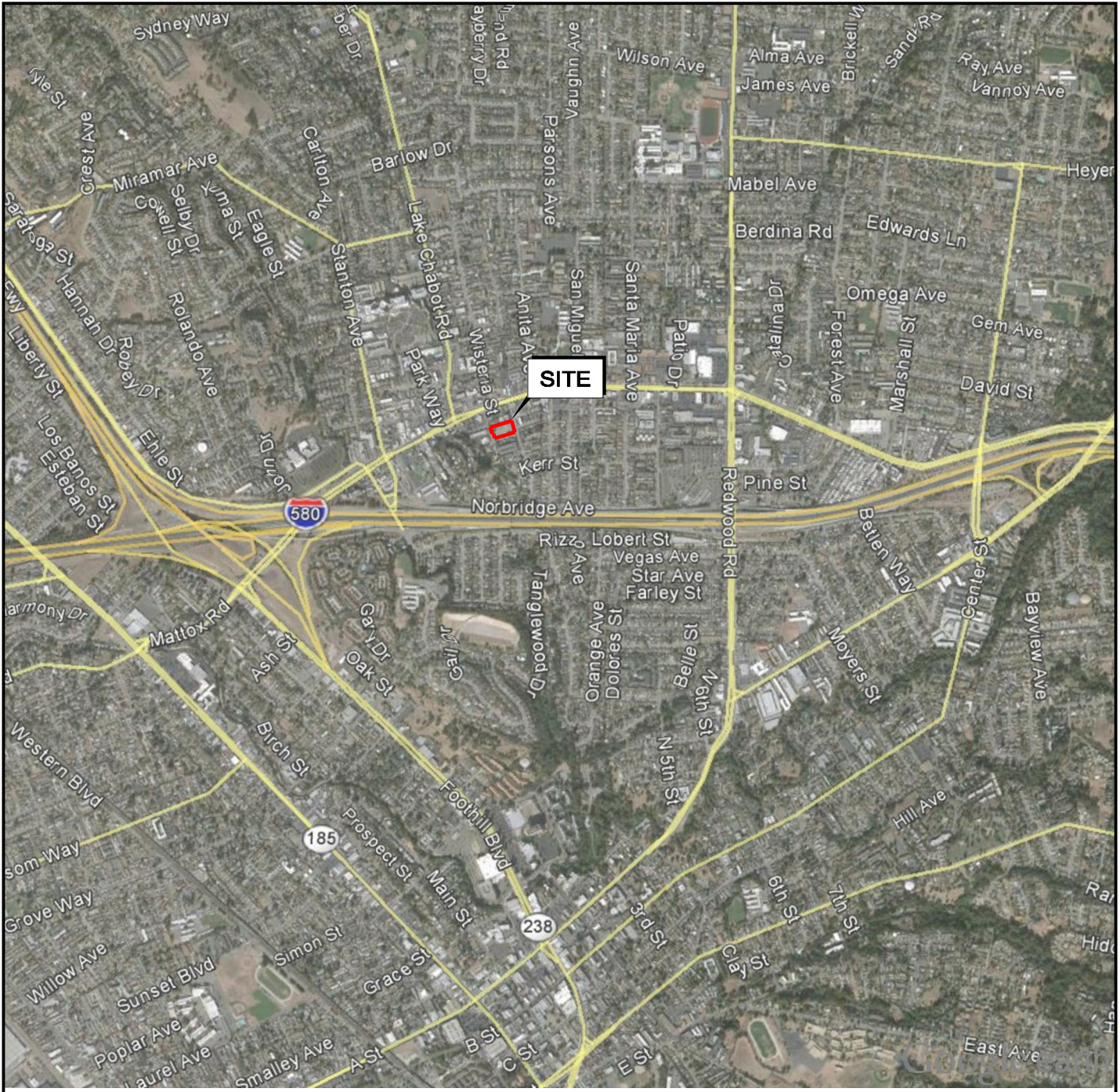
¹ Regional Water Quality Control Board (RWQCB), Direct Exposure Human Health Risk Screening Levels for Groundwater (MCL Priority), Table GW-1, February 2016 (Revision 3).



FIGURES

- Figure 1: Vicinity Map**
- Figure 2: Proposed Development Plan**
- Figure 3: Previous Sample Locations**
- Figure 4: UST Soil Concentrations**
- Figure 5: Lead, Arsenic, and Pesticide Concentrations in Soil**
- Figure 6: Groundwater Concentrations**
- Figure 7: 2017 Soil and Soil Gas Sample Locations**
- Figure 8: Soil Gas Concentrations**
- Figure 9: TPH-g and TPH-d Concentrations in Soil**
- Figure 10: Proposed Excavation Areas**
- Figure 11: Cross-sections**

COPYRIGHT © 2017 BY ENGeo INCORPORATED. THIS DOCUMENT MAY NOT BE REPRODUCED IN WHOLE OR IN PART BY ANY MEANS WHATSOEVER, NOR MAY IT BE QUOTED OR EXCERPTED WITHOUT THE EXPRESS WRITTEN CONSENT OF ENGeo INCORPORATED.



BASE MAP SOURCE: GOOGLE EARTH MAPPING SERVICE



VICINITY MAP
20785 AND 20957 BAKER ROAD
CASTRO VALLEY, CALIFORNIA

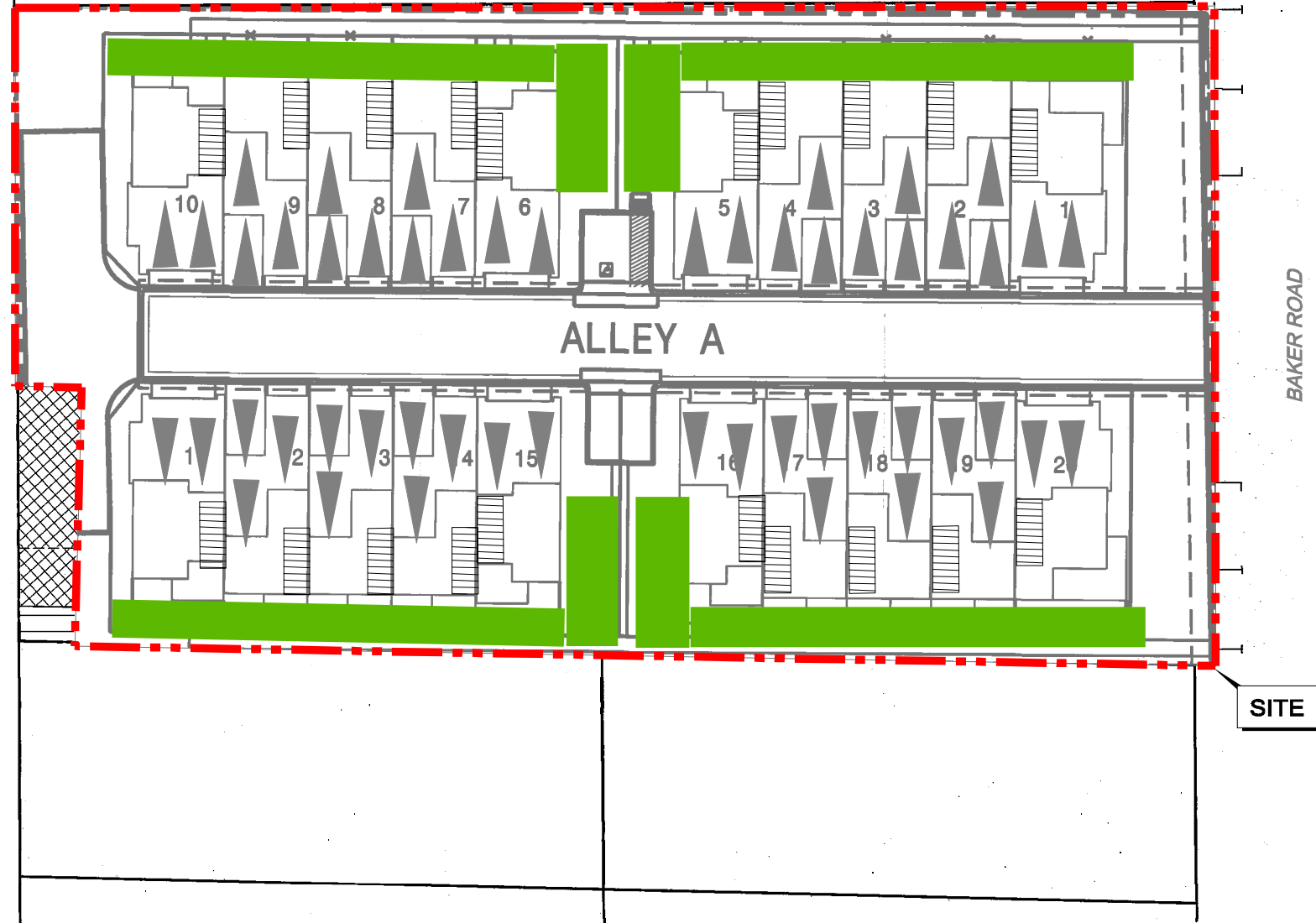
PROJECT NO.: 13255.000.000
SCALE: AS SHOWN
DRAWN BY: GLJ CHECKED BY: DB

FIGURE NO.
1

COPYRIGHT © 2017 BY ENGEO INCORPORATED. THIS DOCUMENT MAY NOT BE REPRODUCED IN WHOLE OR IN PART BY ANY MEANS WHATSOEVER, NOR MAY IT BE QUOTED OR EXCERPTED WITHOUT THE EXPRESS WRITTEN CONSENT OF ENGEO INCORPORATED.

RUTLEDGE ROAD

BAKER ROAD



SITE SUMMARY

SITE ACRE	1.09 ac	
TOTAL UNITS	20 du	
Plan 2	8 du	40%
Plan 3	10 du	50%
Plan 3X	2 du	10%
DENSITY:	18.4 du/ac	

PARKING SPACES:

<u>REQUIRED</u>		
Unit Parking (2 stalls / du)	40 stalls	
Guest Parking (1 stall / du)	20 stalls	
Total	60 stalls	

<u>PROVIDED</u>		
2 Car Garage	40 stalls	
Driveway	12 stalls	
Head In	5 stalls	
Baker On-Street	4 stalls	
Total	61 stalls	

OPEN SPACE:

<u>REQUIRED</u>		
Common	min. 200 sf / unit 25 ft min. dimension	
Private	min. 300 sf/unit 10 ft min. ground floor dimension 7 ft min. balcony dimension	
Total Usable		
Per Unit	min. 600 sf / unit	
Total	min. 12,000 sf	

PROVIDED

Common			
Area A:	1,531 sf	Area C:	1,837 sf
Area B:	1,581 sf	Area D:	1,909 sf
Sub-Total: 3,112 sf		Sub-Total: 3,746 sf	

Total Usable	
Per Unit	343 sf / unit
Total	6,858 sf

Private

Ground Floor:	220 sf / unit
Balcony:	TBD

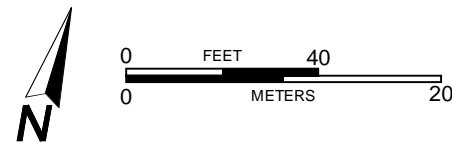
Total Usable:	
Per Unit	220 sf / unit
Total	4,400 sf

Total Open Space	
Per Unit	563 sf (+ TBD Private Balcony Space)
Total	11,260 sf

EXPLANATION

ALL LOCATIONS ARE APPROXIMATE

- PARKING SPACE
- OPEN SPACE
- STAIRCASE



BASE MAP SOURCE: WILLIAM HEZMALHALCH ARCHITECTS INC., 2016



PROPOSED DEVELOPMENT PLAN
20785 AND 20957 BAKER ROAD
CASTRO VALLEY, CALIFORNIA

PROJECT NO.: 13255.000.000	FIGURE NO.
SCALE: AS SHOWN	2
DRAWN BY: GLJ CHECKED BY: DB	

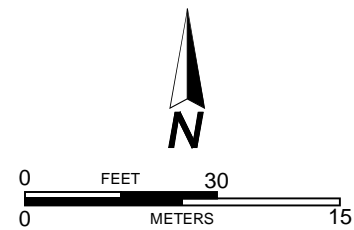
COPYRIGHT © 2017 BY ENGEO INCORPORATED. THIS DOCUMENT MAY NOT BE REPRODUCED IN WHOLE OR IN PART BY ANY MEANS WHATSOEVER, NOR MAY IT BE QUOTED OR EXCERPTED WITHOUT THE EXPRESS WRITTEN CONSENT OF ENGEO INCORPORATED.



EXPLANATION

ALL LOCATIONS ARE APPROXIMATE

- S-8 SOIL SAMPLE (ENGEO, 2016)
- SG-3 PREVIOUS SOIL GAS SAMPLE (ENGEO, 2016)
- MW-5 PREVIOUS MONITORING WELL (AEI, 2007)
- SB-8 PREVIOUS SOIL BORING (AEI, 2005)
- GT-9 PREVIOUS SOIL BORING (AEI, 1986)



BASE MAP SOURCE: GOOGLE EARTH MAPPING SERVICE, AEI CONSULTANTS, AND WILLIAM HEZMALHALCH ARCHITECTS INC., 2016

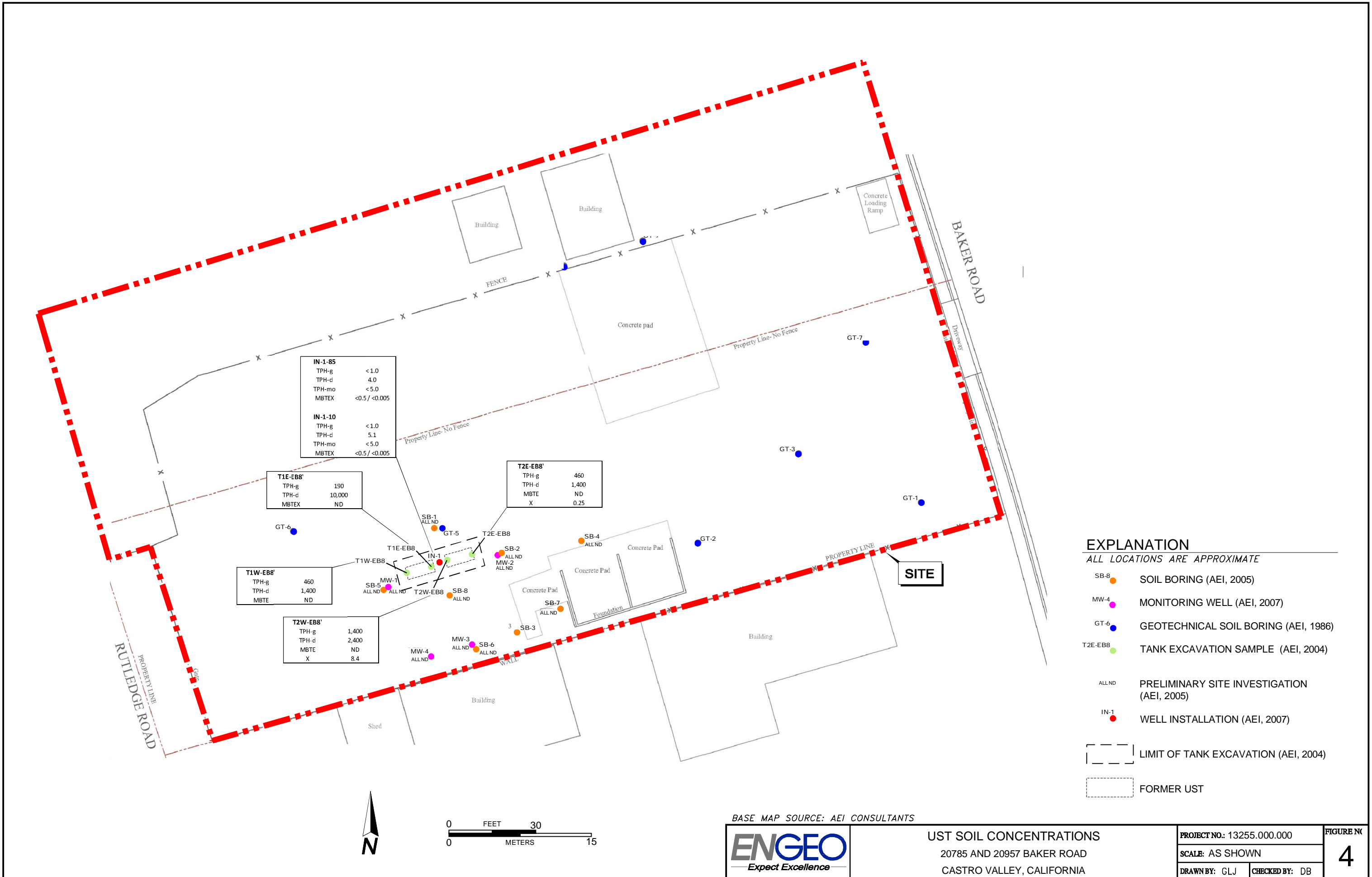


PREVIOUS SAMPLE LOCATIONS
 20785 AND 20957 BAKER ROAD
 CASTRO VALLEY, CALIFORNIA

PROJECT NO.: 13255.000.000
 SCALE: AS SHOWN
 DRAWN BY: GLJ CHECKED BY: DB

FIGURE NO.
3

COPYRIGHT © 2017 BY ENGEO INCORPORATED. THIS DOCUMENT MAY NOT BE REPRODUCED IN WHOLE OR IN PART BY ANY MEANS WHATSOEVER, NOR MAY IT BE QUOTED OR EXCERPTED WITHOUT THE EXPRESS WRITTEN CONSENT OF ENGEO INCORPORATED.



BASE MAP SOURCE: AEI CONSULTANTS



UST SOIL CONCENTRATIONS
 20785 AND 20957 BAKER ROAD
 CASTRO VALLEY, CALIFORNIA

PROJECT NO.: 13255.000.000
 SCALE: AS SHOWN
 DRAWN BY: GLJ CHECKED BY: DB

FIGURE NO.
4

COPYRIGHT © 2017 BY ENGEO INCORPORATED. THIS DOCUMENT MAY NOT BE REPRODUCED IN WHOLE OR IN PART BY ANY MEANS WHATSOEVER, NOR MAY IT BE QUOTED OR EXCERPTED WITHOUT THE EXPRESS WRITTEN CONSENT OF ENGEO INCORPORATED.

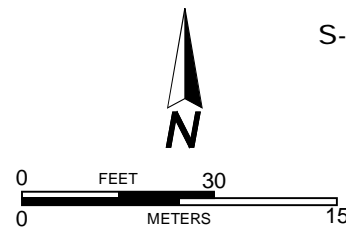


EXPLANATION

ALL LOCATIONS ARE APPROXIMATE

- SS-13 @ 12"-24" SOIL SAMPLE (ENGEO, 2017) WITH DEPTH SHOWN IN INCHES
- S-8 @ 3"-9" SOIL SAMPLE (ENGEO, 2016) WITH DEPTH SHOWN IN INCHES
- ARSENIC CONCENTRATION
- LEAD CONCENTRATION
- DIELDRIN CONCENTRATION

NOTE:
 CONCENTRATION FOR LEAD AND ARSENIC ARE SHOWN IN mg/kg
 CONCENTRATION FOR DIELDRIN ARE SHOWN IN ug/kg



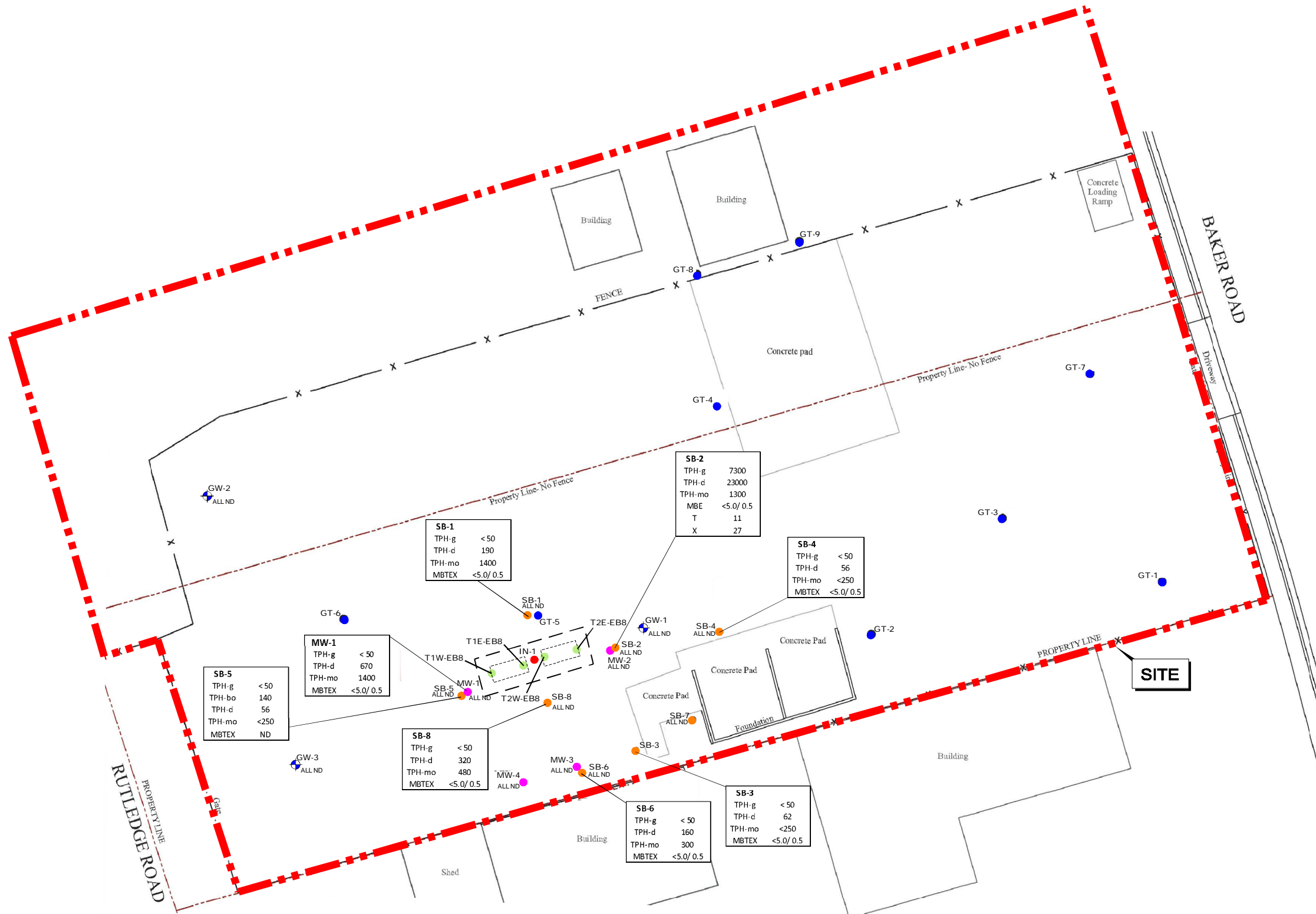
BASE MAP SOURCE: GOOGLE EARTH MAPPING SERVICE AND WILLIAM HEZMALHALCH ARCHITECTS INC., 2016



LEAD, ARSENIC, AND PESTICIDE CONCENTRATIONS IN SOIL
 20785 AND 20957 BAKER ROAD
 CASTRO VALLEY, CALIFORNIA

PROJECT NO.: 13255.000.000	FIGURE NO.
SCALE: AS SHOWN	5
DRAWN BY: GLJ CHECKED BY: DB	

COPYRIGHT © 2017 BY ENGEO INCORPORATED. THIS DOCUMENT MAY NOT BE REPRODUCED IN WHOLE OR IN PART BY ANY MEANS WHATSOEVER, NOR MAY IT BE QUOTED OR EXCERPTED WITHOUT THE EXPRESS WRITTEN CONSENT OF ENGEO INCORPORATED.



EXPLANATION

ALL LOCATIONS ARE APPROXIMATE

- GW-3 GRAB GROUNDWATER SAMPLE (ENGEO, 2017)
- SB-8 SOIL BORING (AEI, 2005)
- MW-4 MONITORING WELL (AEI, 2007)
- GT-6 GEOTECHNICAL SOIL BORING (AEI, 1986)
- T2E-EB8 TANK EXCAVATION SAMPLE (AEI, 2004)
- ALL ND PRELIMINARY SITE INVESTIGATION (AEI, 2005)
- IN-1 WELL INSTALLATION (AEI, 2007)
- LIMIT OF TANK EXCAVATION (AEI, 2004)
- FORMER UST

BASE MAP SOURCE: AEI CONSULTANTS

Expect Excellence

GROUNDWATER CONCENTRATIONS
 20785 AND 20957 BAKER ROAD
 CASTRO VALLEY, CALIFORNIA

PROJECT NO.: 13255.000.000

SCALE: AS SHOWN

DRAWN BY: GLJ CHECKED BY: DB

FIGURE NO.
6

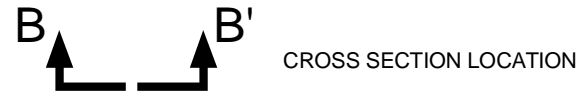
COPYRIGHT © 2017 BY ENGEO INCORPORATED. THIS DOCUMENT MAY NOT BE REPRODUCED IN WHOLE OR IN PART BY ANY MEANS WHATSOEVER, NOR MAY IT BE QUOTED OR EXCERPTED WITHOUT THE EXPRESS WRITTEN CONSENT OF ENGEO INCORPORATED.



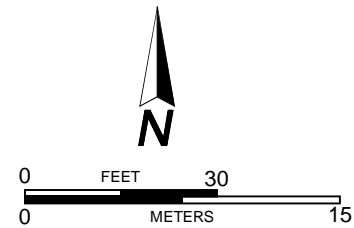
EXPLANATION

ALL LOCATIONS ARE APPROXIMATE

- B-16 SOIL BORING TO 8 FEET (ENGEO, 2017)
- B-21 SOIL BORING TO 5 FEET (ENGEO, 2017)
- SG-N SOIL GAS SAMPLE (ENGEO, 2017)
- SG-3 PREVIOUS SOIL GAS SAMPLE (ENGEO, 2016)



NOTE:
 B-7 WAS EXTENDED TO TOTAL DEPTH OF 12 FEET
 B-11 WAS EXTENDED TO A TOTAL DEPTH OF 16 FEET



BASE MAP SOURCE: GOOGLE EARTH MAPPING SERVICE AND WILLIAM HEZMALHALCH ARCHITECTS INC., 2016



2017 SOIL AND SOIL GAS SAMPLE LOCATIONS
 20785 AND 20957 BAKER ROAD
 CASTRO VALLEY, CALIFORNIA

PROJECT NO.: 13255.000.000

SCALE: AS SHOWN

DRAWN BY: GLJ

CHECKED BY: DB

FIGURE NO.

7

ORIGINAL FIGURE PRINTED IN COLOR

COPYRIGHT © 2017 BY ENGEO INCORPORATED. THIS DOCUMENT MAY NOT BE REPRODUCED IN WHOLE OR IN PART BY ANY MEANS WHATSOEVER, NOR MAY IT BE QUOTED OR EXCERPTED WITHOUT THE EXPRESS WRITTEN CONSENT OF ENGEO INCORPORATED.



EXPLANATION

ALL LOCATIONS ARE APPROXIMATE

- SG-N SOIL GAS SAMPLE (ENGEO, 2017)
- SG-3 PREVIOUS SOIL GAS SAMPLE (ENGEO, 2016)
- 245,000 TPH-g CONCENTRATION
- 3,700 ETHYLBENZENE CONCENTRATION
- 130 NAPHTHALENE CONCENTRATION

NOTE:
CONCENTRATION ARE SHOWN IN ug/m³

BASE MAP SOURCE: GOOGLE EARTH MAPPING SERVICE AND WILLIAM HEZMALHALCH ARCHITECTS INC., 2016



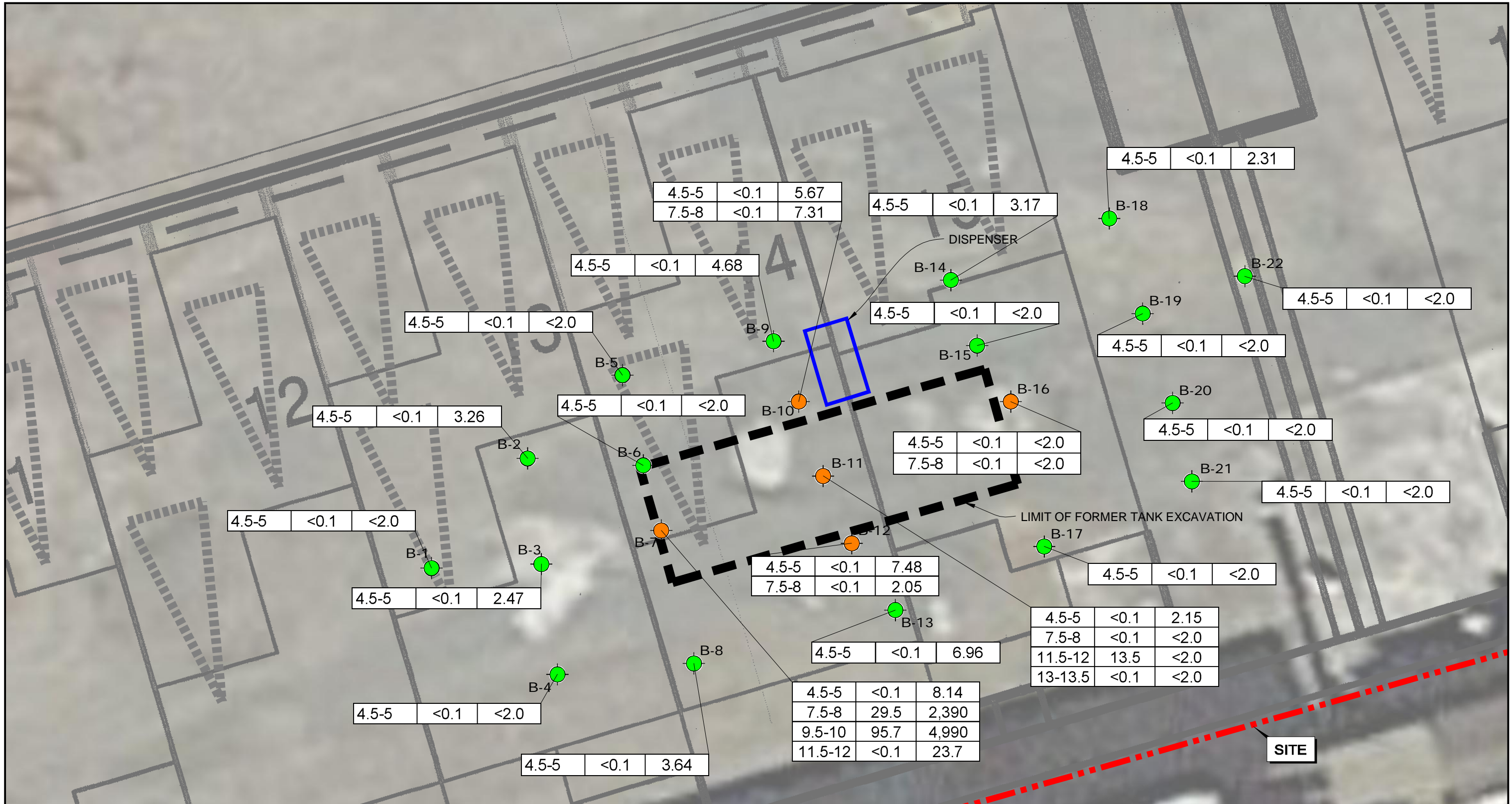
SOIL GAS CONCENTRATIONS
20785 AND 20957 BAKER ROAD
CASTRO VALLEY, CALIFORNIA

PROJECT NO.: 13255.000.000
SCALE: AS SHOWN
DRAWN BY: GLJ CHECKED BY: DB

FIGURE NO.
8



COPYRIGHT © 2017 BY ENGEO INCORPORATED. THIS DOCUMENT MAY NOT BE REPRODUCED IN WHOLE OR IN PART BY ANY MEANS WHATSOEVER, NOR MAY IT BE QUOTED OR EXCERPTED WITHOUT THE EXPRESS WRITTEN CONSENT OF ENGEO INCORPORATED.



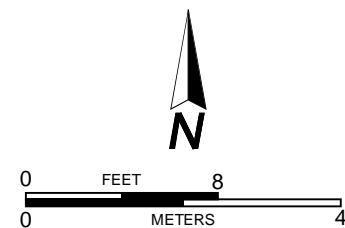
EXPLANATION

ALL LOCATIONS ARE APPROXIMATE

- B-16 SOIL BORING TO 8 FEET (ENGEO, 2017)
- B-21 SOIL BORING TO 5 FEET (ENGEO, 2017)

NOTE:
 CONCENTRATIONS ARE IN mg/kg
 B-7 WAS EXTENDED TO TOTAL DEPTH OF 12 FEET
 B-11 WAS EXTENDED TO A TOTAL DEPTH OF 16 FEET

NOTE: CONCENTRATIONS ARE IN mg/kg



4.5-5	<0.1	<2.0
-------	------	------

← TPH-d CONCENTRATION
 ← TPH-g CONCENTRATION
 ← DEPTH IN FEET

	TPH-g AND TPH-d CONCENTRATIONS IN SOIL	PROJECT NO.: 13255.000.000	FIGURE NO.
	20785 AND 20957 BAKER ROAD CASTRO VALLEY, CALIFORNIA	SCALE: AS SHOWN	9
		DRAWN BY: GLJ	CHECKED BY: DB

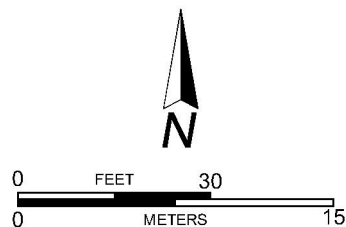
COPYRIGHT © 2017 BY ENGeo INCORPORATED. THIS DOCUMENT MAY NOT BE REPRODUCED IN WHOLE OR IN PART BY ANY MEANS WHATSOEVER, NOR MAY IT BE QUOTED OR EXCERPTED WITHOUT THE EXPRESS WRITTEN CONSENT OF ENGeo INCORPORATED.



EXPLANATION

ALL LOCATIONS ARE APPROXIMATE

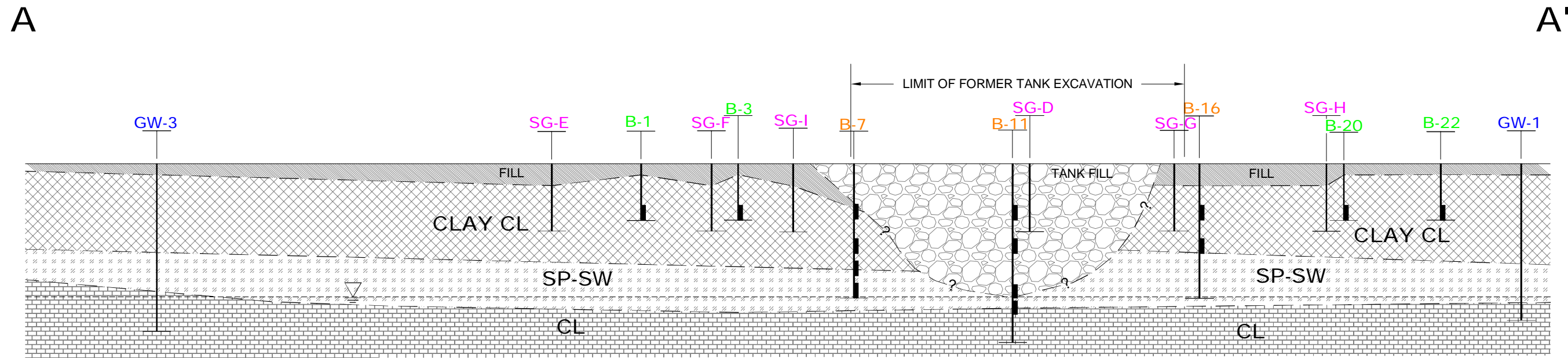
- B-16 SOIL BORING TO 8 FEET (ENGeo, 2017)
- B-21 SOIL BORING TO 5 FEET (ENGeo, 2017)
- SS-13 SOIL SAMPLE (ENGeo, 2017)
- S-8 SOIL SAMPLE (ENGeo, 2016)
- PROPOSED EXCAVATION TO 12" (VOLUME: 1,350 CUBIC YARDS)
- PROPOSED EXCAVATION TO 30" (VOLUME: 400 CUBIC YARDS)
- PROPOSED EXCAVATION OF TPH-IMPACTED SOIL TO 10 FEET



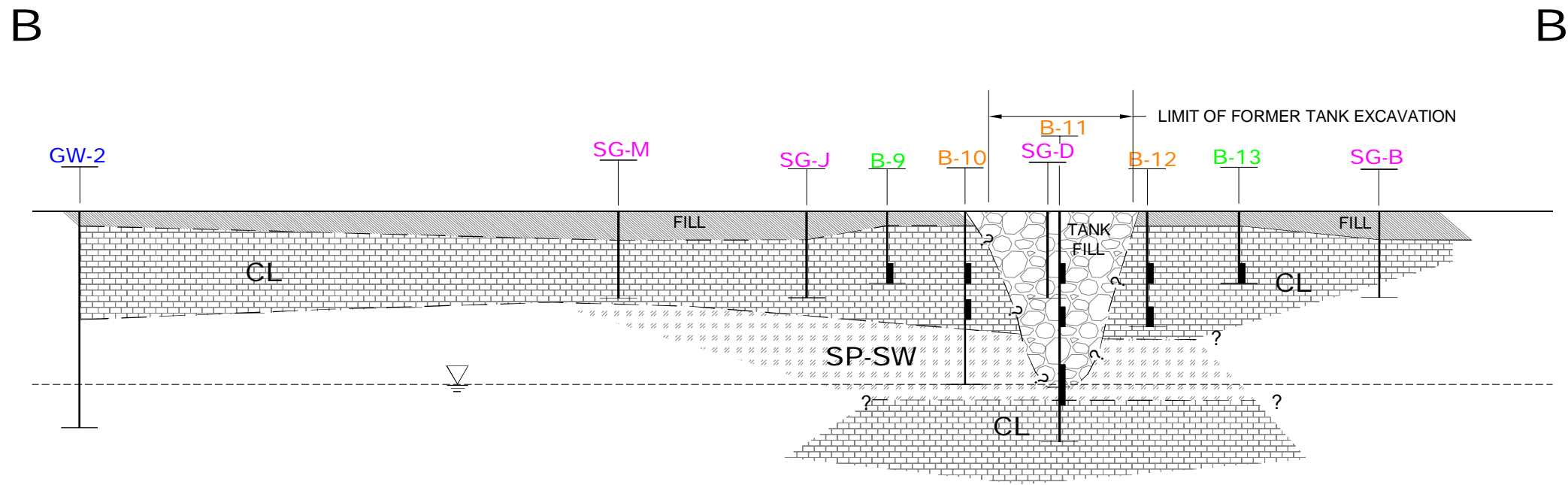
BASE MAP SOURCE: GOOGLE EARTH MAPPING SERVICE AND WILLIAM HEZMALHALCH ARCHITECTS INC., 2016

	PROPOSED EXCAVATION AREAS 20785 AND 20957 BAKER ROAD CASTRO VALLEY, CALIFORNIA		PROJECT NO.: 13255.000.000	FIGURE NO.
			SCALE: AS SHOWN	10
			DRAWN BY: GLJ	CHECKED BY: DB

COPYRIGHT © 2017 BY ENGEO INCORPORATED. THIS DOCUMENT MAY NOT BE REPRODUCED IN WHOLE OR IN PART BY ANY MEANS WHATSOEVER, NOR MAY IT BE QUOTED OR EXCERPTED WITHOUT THE EXPRESS WRITTEN CONSENT OF ENGEO INCORPORATED.



SECTION A-A'
NO SCALE



SECTION B-B'
NO SCALE

EXPLANATION


ALL LOCATIONS ARE APPROXIMATE

- SG-M SOIL GAS SAMPLE (ENGEO, 2017)
 - GW-3 GRAB GROUNDWATER SAMPLE (ENGEO, 2017)
 - B-16 SOIL BORING TO 8 FEET (ENGEO, 2017)
 - B-22 SOIL BORING TO 5 FEET (ENGEO, 2017)
- | | |
|--|----------------------|
| | LEAN CLAY |
| | SAND |
| | LEAN CLAY |
| | ARTIFICIAL FILL |
| | FORMER TANK BACKFILL |
| | SAMPLE LOCATION |

SEE FIGURE 7 FOR CROSS SECTION LOCATIONS

BASE MAP SOURCE: GOOGLE EARTH MAPPING SERVICE AND WILLIAM HEZMALHALCH ARCHITECTS INC., 2016

	CROSS SECTIONS 20785 AND 20957 BAKER ROAD CASTRO VALLEY, CALIFORNIA	PROJECT NO.: 13255.000.000 SCALE: NO SCALE DRAWN BY: SRP CHECKED BY: JAA	FIGURE NO. 11
	ORIGINAL FIGURE PRINTED IN COLOR		



APPENDIX A

**Environmental Boring Logs
ENGEO logs and AEI Consultants Logs**



LOG OF BORING SG-A

Environmental Assessment
 Baker Road
 Castro Valley, CA
 13255.000.000

DATE DRILLED: 3/13/2017
 HOLE DEPTH: 6 ft.
 HOLE DIAMETER: 2.0 in.
 SURF ELEV (:): Approx. 158 ft.

LOGGED / REVIEWED BY: K. Gerhart /
 DRILLING CONTRACTOR: Gregg Drilling & Testing
 DRILLING METHOD: Direct Push
 HAMMER TYPE: Direct Push

Depth in Feet	Depth in Meters	Sample Type	DESCRIPTION	Log Symbol	Water Level	Recovery (in) / Run (in)	PID (ppm)	REMARKS
			GRAVELLY SILT WITH SAND (GM), light reddish brown, dry, no odor, no staining				0	
			FAT CLAY WITH SAND (CH), dark brownish black, moist, no odor, no staining					
			SANDY LEAN CLAY (CL), light reddish brown with light reddish orange, moist, no odor, no staining					
			End of boring at approximately 6 feet below ground surface. Groundwater was not encountered.					



LOG OF BORING SG-B

Environmental Assessment
 Baker Road
 Castro Valley, CA
 13255.000.000

DATE DRILLED: 3/13/2017
 HOLE DEPTH: 6 ft.
 HOLE DIAMETER: 2.0 in.
 SURF ELEV (:): Approx. 158 ft.

LOGGED / REVIEWED BY: K. Gerhart /
 DRILLING CONTRACTOR: Gregg Drilling & Testing
 DRILLING METHOD: Direct Push
 HAMMER TYPE: Direct Push

Depth in Feet	Depth in Meters	Sample Type	DESCRIPTION	Log Symbol	Water Level	Recovery (in) / Run (in)	PID (ppm)	REMARKS
0 1 5			GRAVELLY SILT WITH SAND (GM), light reddish brown, dry, no odor, no staining				0	
			FAT CLAY WITH SAND (CH), dark brownish black, moist, no odor, no staining					
			SANDY LEAN CLAY (CL), light reddish brown with light reddish orange, moist, no odor, no staining					
			End of boring at approximately 6 feet below ground surface. Groundwater was not encountered.					



LOG OF BORING SG-C

Environmental Assessment
 Baker Road
 Castro Valley, CA
 13255.000.000

DATE DRILLED: 3/13/2017
 HOLE DEPTH: 6 ft.
 HOLE DIAMETER: 2.0 in.
 SURF ELEV (:): Approx. 158 ft.

LOGGED / REVIEWED BY: K. Gerhart /
 DRILLING CONTRACTOR: Gregg Drilling & Testing
 DRILLING METHOD: Direct Push
 HAMMER TYPE: Direct Push

Depth in Feet	Depth in Meters	Sample Type	DESCRIPTION	Log Symbol	Water Level	Recovery (in) / Run (in)	PID (ppm)	REMARKS
			GRAVELLY SILT WITH SAND (GM), light reddish brown, dry, no odor, no staining				0	
			FAT CLAY WITH SAND (CH), dark brownish black, moist, no odor, no staining					
			SANDY LEAN CLAY (CL), light reddish brown with light reddish orange, moist, no odor, no staining					
			End of boring at approximately 6 feet below ground surface. Groundwater was not encountered.					



LOG OF BORING SG-D

Environmental Assessment
 Baker Road
 Castro Valley, CA
 13255.000.000

DATE DRILLED: 3/13/2017
 HOLE DEPTH: 6 ft.
 HOLE DIAMETER: 2.0 in.
 SURF ELEV (:): Approx. 158 ft.

LOGGED / REVIEWED BY: K. Gerhart /
 DRILLING CONTRACTOR: Gregg Drilling & Testing
 DRILLING METHOD: Direct Push
 HAMMER TYPE: Direct Push

Depth in Feet	Depth in Meters	Sample Type	DESCRIPTION	Log Symbol	Water Level	Recovery (in) / Run (in)	PID (ppm)	REMARKS
			GRAVELLY SILT WITH SAND (GM), light reddish brown, dry, no odor, no staining				0	
			FAT CLAY WITH SAND (CH), dark brownish black, moist, no odor, no staining					
	1		2 feet of recovery in a 4-foot liner					
	5		SANDY LEAN CLAY (CL), light reddish brown with light reddish orange, moist, no odor, no staining					
			End of boring at approximately 6 feet below ground surface. Groundwater was not encountered.					



LOG OF BORING SG-E

Environmental Assessment
 Baker Road
 Castro Valley, CA
 13255.000.000

DATE DRILLED: 3/13/2017
 HOLE DEPTH: 6 ft.
 HOLE DIAMETER: 2.0 in.
 SURF ELEV (:): Approx. 158 ft.

LOGGED / REVIEWED BY: K. Gerhart /
 DRILLING CONTRACTOR: Gregg Drilling & Testing
 DRILLING METHOD: Direct Push
 HAMMER TYPE: Direct Push

Depth in Feet	Depth in Meters	Sample Type	DESCRIPTION	Log Symbol	Water Level	Recovery (in) / Run (in)	PID (ppm)	REMARKS
0 1 5			GRAVELLY SILT WITH SAND (GM), light reddish brown, dry, no odor, no staining				0	
			FAT CLAY WITH SAND (CH), dark brownish black, moist, no odor, no staining					
			SANDY LEAN CLAY (CL), light reddish brown with light reddish orange, moist, no odor, no staining					
			End of boring at approximately 6 feet below ground surface. Groundwater was not encountered.					



LOG OF BORING SG-F

Environmental Assessment
 Baker Road
 Castro Valley, CA
 13255.000.000

DATE DRILLED: 3/13/2017
 HOLE DEPTH: 6 ft.
 HOLE DIAMETER: 2.0 in.
 SURF ELEV (:): Approx. 158 ft.

LOGGED / REVIEWED BY: K. Gerhart /
 DRILLING CONTRACTOR: Gregg Drilling & Testing
 DRILLING METHOD: Direct Push
 HAMMER TYPE: Direct Push

Depth in Feet	Depth in Meters	Sample Type	DESCRIPTION	Log Symbol	Water Level	Recovery (in) / Run (in)	PID (ppm)	REMARKS
0			GRAVELLY SILT WITH SAND (GM), light reddish brown, dry, no odor, no staining				0	
1			FAT CLAY WITH SAND (CH), dark brownish black, moist, no odor, no staining					
5			SANDY LEAN CLAY (CL), light reddish brown with light reddish orange, moist, no odor, no staining					
			End of boring at approximately 6 feet below ground surface. Groundwater was not encountered.					



LOG OF BORING SG-G

Environmental Assessment
 Baker Road
 Castro Valley, CA
 13255.000.000

DATE DRILLED: 3/13/2017
 HOLE DEPTH: 6 ft.
 HOLE DIAMETER: 2.0 in.
 SURF ELEV (:): Approx. 158 ft.

LOGGED / REVIEWED BY: K. Gerhart /
 DRILLING CONTRACTOR: Gregg Drilling & Testing
 DRILLING METHOD: Direct Push
 HAMMER TYPE: Direct Push

Depth in Feet	Depth in Meters	Sample Type	DESCRIPTION	Log Symbol	Water Level	Recovery (in) / Run (in)	PID (ppm)	REMARKS
0 1 5			GRAVELLY SILT WITH SAND (GM), light reddish brown, dry, no odor, no staining				0	
			FAT CLAY WITH SAND (CH), dark brownish black, moist, no odor, no staining					
			SANDY LEAN CLAY (CL), light reddish brown with light reddish orange, moist, no odor, no staining					
			End of boring at approximately 6 feet below ground surface. Groundwater was not encountered.					



LOG OF BORING SG-H

Environmental Assessment
 Baker Road
 Castro Valley, CA
 13255.000.000

DATE DRILLED: 3/13/2017
 HOLE DEPTH: 6 ft.
 HOLE DIAMETER: 2.0 in.
 SURF ELEV (:): Approx. 158 ft.

LOGGED / REVIEWED BY: K. Gerhart /
 DRILLING CONTRACTOR: Gregg Drilling & Testing
 DRILLING METHOD: Direct Push
 HAMMER TYPE: Direct Push

Depth in Feet	Depth in Meters	Sample Type	DESCRIPTION	Log Symbol	Water Level	Recovery (in) / Run (in)	PID (ppm)	REMARKS
0			GRAVELLY SILT WITH SAND (GM), light reddish brown, dry, no odor, no staining				0	
1			FAT CLAY WITH SAND (CH), dark brownish black, moist, no odor, no staining					
5			SANDY LEAN CLAY (CL), light reddish brown with light reddish orange, moist, no odor, no staining					
			End of boring at approximately 6 feet below ground surface. Groundwater was not encountered.					



LOG OF BORING SG-I

Environmental Assessment
 Baker Road
 Castro Valley, CA
 13255.000.000

DATE DRILLED: 3/13/2017
 HOLE DEPTH: 6 ft.
 HOLE DIAMETER: 2.0 in.
 SURF ELEV (:): Approx. 158 ft.

LOGGED / REVIEWED BY: K. Gerhart /
 DRILLING CONTRACTOR: Gregg Drilling & Testing
 DRILLING METHOD: Direct Push
 HAMMER TYPE: Direct Push

Depth in Feet	Depth in Meters	Sample Type	DESCRIPTION	Log Symbol	Water Level	Recovery (in) / Run (in)	PID (ppm)	REMARKS
0 1 5			GRAVELLY SILT WITH SAND (GM), light reddish brown, dry, no odor, no staining				0	
			FAT CLAY WITH SAND (CH), dark brownish black, moist, no odor, no staining					
			SANDY LEAN CLAY (CL), light reddish brown with light reddish orange, moist, no odor, no staining					
			End of boring at approximately 6 feet below ground surface. Groundwater was not encountered.					



LOG OF BORING SG-J

Environmental Assessment
 Baker Road
 Castro Valley, CA
 13255.000.000

DATE DRILLED: 3/13/2017
 HOLE DEPTH: 6 ft.
 HOLE DIAMETER: 2.0 in.
 SURF ELEV (:): Approx. 158 ft.

LOGGED / REVIEWED BY: K. Gerhart /
 DRILLING CONTRACTOR: Gregg Drilling & Testing
 DRILLING METHOD: Direct Push
 HAMMER TYPE: Direct Push

Depth in Feet	Depth in Meters	Sample Type	DESCRIPTION	Log Symbol	Water Level	Recovery (in) / Run (in)	PID (ppm)	REMARKS
0 1 5			GRAVELLY SILT WITH SAND (GM), light reddish brown, dry, no odor, no staining				0	
			FAT CLAY WITH SAND (CH), dark brownish black, moist, no odor, no staining					
			SANDY LEAN CLAY (CL), light reddish brown with light reddish orange, moist, no odor, no staining					
			End of boring at approximately 6 feet below ground surface. Groundwater was not encountered.					






LOG OF BORING SG-K

Environmental Assessment
 Baker Road
 Castro Valley, CA
 13255.000.000

DATE DRILLED: 3/13/2017
 HOLE DEPTH: 6 ft.
 HOLE DIAMETER: 2.0 in.
 SURF ELEV (:): Approx. 158 ft.

LOGGED / REVIEWED BY: K. Gerhart /
 DRILLING CONTRACTOR: Gregg Drilling & Testing
 DRILLING METHOD: Direct Push
 HAMMER TYPE: Direct Push

Depth in Feet	Depth in Meters	Sample Type	DESCRIPTION	Log Symbol	Water Level	Recovery (in) / Run (in)	PID (ppm)	REMARKS
			GRAVELLY SILT WITH SAND (GM), light reddish brown, dry, no odor, no staining				0	
			FAT CLAY WITH SAND (CH), dark brownish black, moist, no odor, no staining					
			SANDY LEAN CLAY (CL), light reddish brown with light reddish orange, moist, no odor, no staining					
			End of boring at approximately 6 feet below ground surface. Groundwater was not encountered.					



LOG OF BORING SG-L

Environmental Assessment
 Baker Road
 Castro Valley, CA
 13255.000.000

DATE DRILLED: 3/13/2017
 HOLE DEPTH: 6 ft.
 HOLE DIAMETER: 2.0 in.
 SURF ELEV (:): Approx. 158 ft.

LOGGED / REVIEWED BY: K. Gerhart /
 DRILLING CONTRACTOR: Gregg Drilling & Testing
 DRILLING METHOD: Direct Push
 HAMMER TYPE: Direct Push

Depth in Feet	Depth in Meters	Sample Type	DESCRIPTION	Log Symbol	Water Level	Recovery (in) / Run (in)	PID (ppm)	REMARKS
0 1 5			GRAVELLY SILT WITH SAND (GM), light reddish brown, dry, no odor, no staining				0	
			FAT CLAY WITH SAND (CH), dark brownish black, moist, no odor, no staining					
			SANDY LEAN CLAY (CL), light reddish brown with light reddish orange, moist, no odor, no staining					
			End of boring at approximately 6 feet below ground surface. Groundwater was not encountered.					



LOG OF BORING SG-M

Environmental Assessment
 Baker Road
 Castro Valley, CA
 13255.000.000

DATE DRILLED: 3/13/2017
 HOLE DEPTH: 6 ft.
 HOLE DIAMETER: 2.0 in.
 SURF ELEV (:): Approx. 158 ft.

LOGGED / REVIEWED BY: K. Gerhart /
 DRILLING CONTRACTOR: Gregg Drilling & Testing
 DRILLING METHOD: Direct Push
 HAMMER TYPE: Direct Push

Depth in Feet	Depth in Meters	Sample Type	DESCRIPTION	Log Symbol	Water Level	Recovery (in) / Run (in)	PID (ppm)	REMARKS
5	1		GRAVELLY SILT WITH SAND (GM), light reddish brown, dry, no odor, no staining				0	
			FAT CLAY WITH SAND (CH), dark brownish black, moist, no odor, no staining					
			SANDY LEAN CLAY (CL), light reddish brown with light reddish orange, moist, no odor, no staining					
			End of boring at approximately 6 feet below ground surface. Groundwater was not encountered.					



LOG OF BORING SG-N

Environmental Assessment
 Baker Road
 Castro Valley, CA
 13255.000.000

DATE DRILLED: 3/13/2017
 HOLE DEPTH: 6 ft.
 HOLE DIAMETER: 2.0 in.
 SURF ELEV (:): Approx. 158 ft.

LOGGED / REVIEWED BY: K. Gerhart /
 DRILLING CONTRACTOR: Gregg Drilling & Testing
 DRILLING METHOD: Direct Push
 HAMMER TYPE: Direct Push

Depth in Feet	Depth in Meters	Sample Type	DESCRIPTION	Log Symbol	Water Level	Recovery (in) / Run (in)	PID (ppm)	REMARKS
0 1 5			GRAVELLY SILT WITH SAND (GM), light reddish brown, dry, no odor, no staining				0	
			FAT CLAY WITH SAND (CH), dark brownish black, moist, no odor, no staining					
			SANDY LEAN CLAY (CL), light reddish brown with light reddish orange, moist, no odor, no staining					
			End of boring at approximately 6 feet below ground surface. Groundwater was not encountered.					



LOG OF BORING B-1

Environmental Assessment
 20785 and 20957 Baker Road
 Castro Valley, CA
 13255.000.000

DATE DRILLED: 6/21/2017
 HOLE DEPTH: Approx. 5 ft.
 HOLE DIAMETER: 2.0 in.
 SURF ELEV (:): Approx. 163 ft.

LOGGED / REVIEWED BY: R. Peck / JA
 DRILLING CONTRACTOR: Cascade Drilling
 DRILLING METHOD: Direct Push
 HAMMER TYPE: Direct Push

Depth in Feet	Depth in Meters	Sample Type	DESCRIPTION	Log Symbol	Water Level	Recovery (in) / Run (in)	PID (ppm)	REMARKS
			GRAVELLY LEAN CLAY (GC-CL), brown					
			LEAN CLAY (CL), black					
1			LEAN CLAY (CL), dark brown mottled with light grayish orange					
5			End of boring at approximately 5 feet below ground surface. Groundwater was not encountered.				0	



LOG OF BORING B-10

Environmental Assessment
 20785 and 20957 Baker Road
 Castro Valley, CA
 13255.000.000

DATE DRILLED: 6/21/2017
 HOLE DEPTH: Approx. 12 ft.
 HOLE DIAMETER: 2.0 in.
 SURF ELEV (:): Approx. 163 ft.

LOGGED / REVIEWED BY: R. Peck / JA
 DRILLING CONTRACTOR: Cascade Drilling
 DRILLING METHOD: Direct Push
 HAMMER TYPE: Direct Push

Depth in Feet	Depth in Meters	Sample Type	DESCRIPTION	Log Symbol	Water Level	Recovery (in) / Run (in)	PID (ppm)	REMARKS
			CLAYEY GRAVEL (GC-CL), gray					
			LEAN CLAY (CL), black					
1			LEAN CLAY (CL), pale brown mottled with gray				0	
5			LEAN CLAY (CL), light yellowish brown mottled with grayish orange				0	
2			POORLY GRADED SAND WITH SILT (SP-SM), light brown					
10			POORLY GRADED SAND (SP), light brown					
			End of boring at approximately 12 feet below ground surface. Groundwater was encountered at approximately 11 feet below ground surface.					

LOG - ENVIRONMENTAL + PROBE BAKER BORING LOGS.GPJ ENGEO INC.GDT 6/26/17



LOG OF BORING B-11

Environmental Assessment
20785 and 20957 Baker Road
Castro Valley, CA
13255.000.000

DATE DRILLED: 6/21/2017
HOLE DEPTH: Approx. 16 ft.
HOLE DIAMETER: 2.0 in.
SURF ELEV (:): Approx. 163 ft.

LOGGED / REVIEWED BY: R. Peck / JA
DRILLING CONTRACTOR: Cascade Drilling
DRILLING METHOD: Direct Push
HAMMER TYPE: Direct Push

Depth in Feet	Depth in Meters	Sample Type	DESCRIPTION	Log Symbol	Water Level	Recovery (in) / Run (in)	PID (ppm)	REMARKS
			No recovery					
			GRAVEL (GC), gray fill material					
1			CLAYEY GRAVEL (GC), light brown fill material					
			LEAN CLAY WITH SAND (CL), light brown fill material				0	
5								
			POORLY GRADED SAND WITH SILT (SP-SC), pale brown fill material				0	
2								
			POORLY GRADED SAND WITH SILT (SP), gray fill material				0	
10								
			POORLY GRADED SAND WITH SILT (SP), brown fill material, moist				0	
			LEAN CLAY (CL), light gray mottled with orangeish brown moist				14.8	
4								
15								
			End of boring at approximately 16 feet below ground surface. Groundwater was encountered at approximately 12 feet below ground surface.					

LOG - ENVIRONMENTAL + PROBE BAKER BORING LOGS.GPJ ENGEO INC.GDT 6/26/17



LOG OF BORING B-12

Environmental Assessment
 20785 and 20957 Baker Road
 Castro Valley, CA
 13255.000.000

DATE DRILLED: 6/21/2017
 HOLE DEPTH: Approx. 8 ft.
 HOLE DIAMETER: 2.0 in.
 SURF ELEV (:): Approx. 163 ft.

LOGGED / REVIEWED BY: R. Peck / JA
 DRILLING CONTRACTOR: Cascade Drilling
 DRILLING METHOD: Direct Push
 HAMMER TYPE: Direct Push

Depth in Feet	Depth in Meters	Sample Type	DESCRIPTION	Log Symbol	Water Level	Recovery (in) / Run (in)	PID (ppm)	REMARKS
			CLAYEY GRAVEL (GC-CL), pale brown					
			LEAN CLAY (CL), black					
1			LEAN CLAY (CL), pale brown mottled with orangeish brown				0	
5								
2							0	
			End of boring at approximately 8 feet below ground surface. Groundwater was not encountered.					



LOG OF BORING B-13

Environmental Assessment
 20785 and 20957 Baker Road
 Castro Valley, CA
 13255.000.000

DATE DRILLED: 6/21/2017
 HOLE DEPTH: Approx. 5 ft.
 HOLE DIAMETER: 2.0 in.
 SURF ELEV (:): Approx. 163 ft.

LOGGED / REVIEWED BY: R. Peck / JA
 DRILLING CONTRACTOR: Cascade Drilling
 DRILLING METHOD: Direct Push
 HAMMER TYPE: Direct Push

Depth in Feet	Depth in Meters	Sample Type	DESCRIPTION	Log Symbol	Water Level	Recovery (in) / Run (in)	PID (ppm)	REMARKS
			GRAVELLY LEAN CLAY (GC-CL), brown					
			LEAN CLAY (CL), black					
1			LEAN CLAY (CL), dark brown mottled with light grayish orange					
5			End of boring at approximately 5 feet below ground surface. Groundwater was not encountered.				0	



LOG OF BORING B-14

Environmental Assessment
20785 and 20957 Baker Road
Castro Valley, CA
13255.000.000

DATE DRILLED: 6/21/2017
HOLE DEPTH: Approx. 5 ft.
HOLE DIAMETER: 2.0 in.
SURF ELEV (:): Approx. 163 ft.

LOGGED / REVIEWED BY: R. Peck / JA
DRILLING CONTRACTOR: Cascade Drilling
DRILLING METHOD: Direct Push
HAMMER TYPE: Direct Push

Depth in Feet	Depth in Meters	Sample Type	DESCRIPTION	Log Symbol	Water Level	Recovery (in) / Run (in)	PID (ppm)	REMARKS
			GRAVELLY LEAN CLAY (GC-CL), brown					
			LEAN CLAY (CL), black					
1			LEAN CLAY (CL), dark brown mottled with light grayish orange					
5			End of boring at approximately 5 feet below ground surface. Groundwater was not encountered.				0	



LOG OF BORING B-15

Environmental Assessment
20785 and 20957 Baker Road
Castro Valley, CA
13255.000.000

DATE DRILLED: 6/21/2017
HOLE DEPTH: Approx. 5 ft.
HOLE DIAMETER: 2.0 in.
SURF ELEV (:): Approx. 163 ft.

LOGGED / REVIEWED BY: R. Peck / JA
DRILLING CONTRACTOR: Cascade Drilling
DRILLING METHOD: Direct Push
HAMMER TYPE: Direct Push

Depth in Feet	Depth in Meters	Sample Type	DESCRIPTION	Log Symbol	Water Level	Recovery (in) / Run (in)	PID (ppm)	REMARKS
			GRAVELLY LEAN CLAY (GC-CL), brown					
			LEAN CLAY (CL), black					
1			LEAN CLAY (CL), dark brown mottled with light grayish orange					
5			End of boring at approximately 5 feet below ground surface. Groundwater was not encountered.				0	



LOG OF BORING B-16

Environmental Assessment
20785 and 20957 Baker Road
Castro Valley, CA
13255.000.000

DATE DRILLED: 6/21/2017
HOLE DEPTH: Approx. 12 ft.
HOLE DIAMETER: 2.0 in.
SURF ELEV (:): Approx. 163 ft.

LOGGED / REVIEWED BY: R. Peck / JA
DRILLING CONTRACTOR: Cascade Drilling
DRILLING METHOD: Direct Push
HAMMER TYPE: Direct Push

Depth in Feet	Depth in Meters	Sample Type	DESCRIPTION	Log Symbol	Water Level	Recovery (in) / Run (in)	PID (ppm)	REMARKS
			No recovery					
			GRAVEL (GC), gray					
1			CLAYEY GRAVEL (GC), light brown					
			LEAN CLAY WITH SAND (CL)				0	
5			POORLY GRADED SAND WITH SILT (SP-SC), pale brown				0	
2			POORLY GRADED SAND WITH SILT (SP), gray					
10			End of boring at approximately 12 feet below ground surface. Groundwater was not encountered.					



LOG OF BORING B-17

Environmental Assessment
 20785 and 20957 Baker Road
 Castro Valley, CA
 13255.000.000

DATE DRILLED: 6/21/2017
 HOLE DEPTH: Approx. 5 ft.
 HOLE DIAMETER: 2.0 in.
 SURF ELEV (:): Approx. 163 ft.

LOGGED / REVIEWED BY: R. Peck / JA
 DRILLING CONTRACTOR: Cascade Drilling
 DRILLING METHOD: Direct Push
 HAMMER TYPE: Direct Push

Depth in Feet	Depth in Meters	Sample Type	DESCRIPTION	Log Symbol	Water Level	Recovery (in) / Run (in)	PID (ppm)	REMARKS
			GRAVELLY LEAN CLAY (GC-CL), brown					
			LEAN CLAY (CL), black					
	1		LEAN CLAY (CL), dark brown mottled with light grayish orange					
5			End of boring at approximately 5 feet below ground surface. Groundwater was not encountered.				0	



LOG OF BORING B-18

Environmental Assessment
 20785 and 20957 Baker Road
 Castro Valley, CA
 13255.000.000

DATE DRILLED: 6/21/2017
 HOLE DEPTH: Approx. 5 ft.
 HOLE DIAMETER: 2.0 in.
 SURF ELEV (:): Approx. 163 ft.

LOGGED / REVIEWED BY: R. Peck / JA
 DRILLING CONTRACTOR: Cascade Drilling
 DRILLING METHOD: Direct Push
 HAMMER TYPE: Direct Push

Depth in Feet	Depth in Meters	Sample Type	DESCRIPTION	Log Symbol	Water Level	Recovery (in) / Run (in)	PID (ppm)	REMARKS
			GRAVELLY LEAN CLAY (GC-CL), brown					
			LEAN CLAY (CL), black					
1			LEAN CLAY (CL), dark brown mottled with light grayish orange					
5			End of boring at approximately 5 feet below ground surface. Groundwater was not encountered.				0	



LOG OF BORING B-19

Environmental Assessment
 20785 and 20957 Baker Road
 Castro Valley, CA
 13255.000.000

DATE DRILLED: 6/21/2017
 HOLE DEPTH: Approx. 5 ft.
 HOLE DIAMETER: 2.0 in.
 SURF ELEV (:): Approx. 163 ft.

LOGGED / REVIEWED BY: R. Peck / JA
 DRILLING CONTRACTOR: Cascade Drilling
 DRILLING METHOD: Direct Push
 HAMMER TYPE: Direct Push

Depth in Feet	Depth in Meters	Sample Type	DESCRIPTION	Log Symbol	Water Level	Recovery (in) / Run (in)	PID (ppm)	REMARKS
			GRAVELLY LEAN CLAY (GC-CL), brown					
			LEAN CLAY (CL), black					
1			LEAN CLAY (CL), dark brown mottled with light grayish orange					
5			End of boring at approximately 5 feet below ground surface. Groundwater was not encountered.				0	



LOG OF BORING B-2

Environmental Assessment
 20785 and 20957 Baker Road
 Castro Valley, CA
 13255.000.000

DATE DRILLED: 6/21/2017
 HOLE DEPTH: Approx. 5 ft.
 HOLE DIAMETER: 2.0 in.
 SURF ELEV (:): Approx. 163 ft.

LOGGED / REVIEWED BY: R. Peck / JA
 DRILLING CONTRACTOR: Cascade Drilling
 DRILLING METHOD: Direct Push
 HAMMER TYPE: Direct Push

Depth in Feet	Depth in Meters	Sample Type	DESCRIPTION	Log Symbol	Water Level	Recovery (in) / Run (in)	PID (ppm)	REMARKS
			GRAVELLY LEAN CLAY (GC-CL), brown					
			LEAN CLAY (CL), black					
			LEAN CLAY (CL), dark brown mottled with light grayish orange					
5			End of boring at approximately 5 feet below ground surface. Groundwater was not encountered.				0	



LOG OF BORING B-20

Environmental Assessment
 20785 and 20957 Baker Road
 Castro Valley, CA
 13255.000.000

DATE DRILLED: 6/21/2017
 HOLE DEPTH: Approx. 5 ft.
 HOLE DIAMETER: 2.0 in.
 SURF ELEV (:): Approx. 163 ft.

LOGGED / REVIEWED BY: R. Peck / JA
 DRILLING CONTRACTOR: Cascade Drilling
 DRILLING METHOD: Direct Push
 HAMMER TYPE: Direct Push

Depth in Feet	Depth in Meters	Sample Type	DESCRIPTION	Log Symbol	Water Level	Recovery (in) / Run (in)	PID (ppm)	REMARKS
			GRAVELLY LEAN CLAY (GC-CL), brown					
			LEAN CLAY (CL), black					
1			LEAN CLAY (CL), dark brown mottled with light grayish orange					
5			End of boring at approximately 5 feet below ground surface. Groundwater was not encountered.				0	



LOG OF BORING B-21

Environmental Assessment
20785 and 20957 Baker Road
Castro Valley, CA
13255.000.000

DATE DRILLED: 6/21/2017
HOLE DEPTH: Approx. 5 ft.
HOLE DIAMETER: 2.0 in.
SURF ELEV (:): Approx. 163 ft.

LOGGED / REVIEWED BY: R. Peck / JA
DRILLING CONTRACTOR: Cascade Drilling
DRILLING METHOD: Direct Push
HAMMER TYPE: Direct Push

Depth in Feet	Depth in Meters	Sample Type	DESCRIPTION	Log Symbol	Water Level	Recovery (in) / Run (in)	PID (ppm)	REMARKS
			GRAVELLY LEAN CLAY (GC-CL), brown					
			LEAN CLAY (CL), black					
1			LEAN CLAY (CL), dark brown mottled with light grayish orange					
5			End of boring at approximately 5 feet below ground surface. Groundwater was not encountered.				0	



LOG OF BORING B-22

Environmental Assessment
20785 and 20957 Baker Road
Castro Valley, CA
13255.000.000

DATE DRILLED: 6/21/2017
HOLE DEPTH: Approx. 5 ft.
HOLE DIAMETER: 2.0 in.
SURF ELEV (:): Approx. 163 ft.

LOGGED / REVIEWED BY: R. Peck / JA
DRILLING CONTRACTOR: Cascade Drilling
DRILLING METHOD: Direct Push
HAMMER TYPE: Direct Push

Depth in Feet	Depth in Meters	Sample Type	DESCRIPTION	Log Symbol	Water Level	Recovery (in) / Run (in)	PID (ppm)	REMARKS
1			GRAVELLY LEAN CLAY (GC-CL), brown					
			LEAN CLAY (CL), black					
			LEAN CLAY (CL), dark brown mottled with light grayish orange					
5			End of boring at approximately 5 feet below ground surface. Groundwater was not encountered.				0	



LOG OF BORING B-3

Environmental Assessment
 20785 and 20957 Baker Road
 Castro Valley, CA
 13255.000.000

DATE DRILLED: 6/21/2017
 HOLE DEPTH: Approx. 5 ft.
 HOLE DIAMETER: 2.0 in.
 SURF ELEV (:): Approx. 163 ft.

LOGGED / REVIEWED BY: R. Peck / JA
 DRILLING CONTRACTOR: Cascade Drilling
 DRILLING METHOD: Direct Push
 HAMMER TYPE: Direct Push

Depth in Feet	Depth in Meters	Sample Type	DESCRIPTION	Log Symbol	Water Level	Recovery (in) / Run (in)	PID (ppm)	REMARKS
			GRAVELLY LEAN CLAY (GC-CL), brown					
			LEAN CLAY (CL), black					
1			LEAN CLAY (CL), dark brown mottled with light grayish orange					
5			End of boring at approximately 5 feet below ground surface. Groundwater was not encountered.				0	



LOG OF BORING B-4

Environmental Assessment
20785 and 20957 Baker Road
Castro Valley, CA
13255.000.000

DATE DRILLED: 6/21/2017
HOLE DEPTH: Approx. 5 ft.
HOLE DIAMETER: 2.0 in.
SURF ELEV (:): Approx. 163 ft.

LOGGED / REVIEWED BY: R. Peck / JA
DRILLING CONTRACTOR: Cascade Drilling
DRILLING METHOD: Direct Push
HAMMER TYPE: Direct Push

Depth in Feet	Depth in Meters	Sample Type	DESCRIPTION	Log Symbol	Water Level	Recovery (in) / Run (in)	PID (ppm)	REMARKS
1			GRAVELLY LEAN CLAY (GC-CL), brown					
			LEAN CLAY (CL), black					
			LEAN CLAY (CL), dark brown mottled with light grayish orange					
5			End of boring at approximately 5 feet below ground surface. Groundwater was not encountered.			0		



LOG OF BORING B-5

Environmental Assessment
 20785 and 20957 Baker Road
 Castro Valley, CA
 13255.000.000

DATE DRILLED: 6/21/2017
 HOLE DEPTH: Approx. 5 ft.
 HOLE DIAMETER: 2.0 in.
 SURF ELEV (:): Approx. 163 ft.

LOGGED / REVIEWED BY: R. Peck / JA
 DRILLING CONTRACTOR: Cascade Drilling
 DRILLING METHOD: Direct Push
 HAMMER TYPE: Direct Push

Depth in Feet	Depth in Meters	Sample Type	DESCRIPTION	Log Symbol	Water Level	Recovery (in) / Run (in)	PID (ppm)	REMARKS
			GRAVELLY LEAN CLAY (GC-CL), brown					
			LEAN CLAY (CL), black					
1			LEAN CLAY (CL), dark brown mottled with light grayish orange					
5			End of boring at approximately 5 feet below ground surface. Groundwater was not encountered.				0	



LOG OF BORING B-6

Environmental Assessment
 20785 and 20957 Baker Road
 Castro Valley, CA
 13255.000.000

DATE DRILLED: 6/21/2017
 HOLE DEPTH: Approx. 5 ft.
 HOLE DIAMETER: 2.0 in.
 SURF ELEV (:): Approx. 163 ft.

LOGGED / REVIEWED BY: R. Peck / JA
 DRILLING CONTRACTOR: Cascade Drilling
 DRILLING METHOD: Direct Push
 HAMMER TYPE: Direct Push

Depth in Feet	Depth in Meters	Sample Type	DESCRIPTION	Log Symbol	Water Level	Recovery (in) / Run (in)	PID (ppm)	REMARKS
			GRAVELLY LEAN CLAY (GC-CL), brown				0	
			LEAN CLAY (CL), black					
			LEAN CLAY (CL), dark brown mottled with light grayish orange					
5			End of boring at approximately 5 feet below ground surface. Groundwater was not encountered.					



LOG OF BORING B-7

Environmental Assessment
20785 and 20957 Baker Road
Castro Valley, CA
13255.000.000

DATE DRILLED: 6/21/2017
HOLE DEPTH: Approx. 12 ft.
HOLE DIAMETER: 2.0 in.
SURF ELEV (:): Approx. 163 ft.

LOGGED / REVIEWED BY: R. Peck / JA
DRILLING CONTRACTOR: Cascade Drilling
DRILLING METHOD: Direct Push
HAMMER TYPE: Direct Push

Depth in Feet	Depth in Meters	Sample Type	DESCRIPTION	Log Symbol	Water Level	Recovery (in) / Run (in)	PID (ppm)	REMARKS
			No recovery					
			CLAYEY GRAVEL (GC), gray					
1			LEAN CLAY (CL), pale brown mottled with grayish orange				0	
5			LEAN CLAY (CL), brownish gray				8	
10			POORLY GRADED SAND (SP), black and gray				254	
			End of boring at approximately 12 feet below ground surface. Groundwater was encountered at approximately 11 feet below ground surface.				0	



LOG OF BORING B-8

Environmental Assessment
20785 and 20957 Baker Road
Castro Valley, CA
13255.000.000

DATE DRILLED: 6/21/2017
HOLE DEPTH: Approx. 5 ft.
HOLE DIAMETER: 2.0 in.
SURF ELEV (:): Approx. 163 ft.

LOGGED / REVIEWED BY: R. Peck / JA
DRILLING CONTRACTOR: Cascade Drilling
DRILLING METHOD: Direct Push
HAMMER TYPE: Direct Push

Depth in Feet	Depth in Meters	Sample Type	DESCRIPTION	Log Symbol	Water Level	Recovery (in) / Run (in)	PID (ppm)	REMARKS
1			GRAVELLY LEAN CLAY (GC-CL), brown					
			LEAN CLAY (CL), black					
			LEAN CLAY (CL), dark brown mottled with light grayish orange					
5			End of boring at approximately 5 feet below ground surface. Groundwater was not encountered.			0		



LOG OF BORING B-9

Environmental Assessment
 20785 and 20957 Baker Road
 Castro Valley, CA
 13255.000.000

DATE DRILLED: 6/21/2017
 HOLE DEPTH: Approx. 5 ft.
 HOLE DIAMETER: 2.0 in.
 SURF ELEV (:): Approx. 163 ft.

LOGGED / REVIEWED BY: R. Peck / JA
 DRILLING CONTRACTOR: Cascade Drilling
 DRILLING METHOD: Direct Push
 HAMMER TYPE: Direct Push

Depth in Feet	Depth in Meters	Sample Type	DESCRIPTION	Log Symbol	Water Level	Recovery (in) / Run (in)	PID (ppm)	REMARKS
			GRAVELLY LEAN CLAY (GC-CL), brown					
			LEAN CLAY (CL), black					
1			LEAN CLAY (CL), dark brown mottled with light grayish orange					
5			End of boring at approximately 5 feet below ground surface. Groundwater was not encountered.				0	



LOG OF BORING GW-1

Environmental Assessment
20785 and 20957 Baker Road
Castro Valley, CA
13255.000.000

DATE DRILLED: 6/21/2017
HOLE DEPTH: Approx. 14 ft.
HOLE DIAMETER: 2.0 in.
SURF ELEV (:): Approx. 163 ft.

LOGGED / REVIEWED BY: R. Peck / JA
DRILLING CONTRACTOR: Cascade Drilling
DRILLING METHOD: Direct Push
HAMMER TYPE: Direct Push

Depth in Feet	Depth in Meters	Sample Type	DESCRIPTION	Log Symbol	Water Level	Recovery (in) / Run (in)	PID (ppm)	REMARKS
			AGGREGATE BASE (GC-CL), brown					
			LEAN CLAY (CL), black				0	
1			LEAN CLAY (CL), brown mottled with light grayish orange				0	
5			POORLY GRADED SAND WITH SILT (SP-SM), light brown mottled with light orangeish brown				0	
2			SILTY SAND (SM), brown moist				0	
10			ROCK gray moist					
4			End of boring at approximately 14 feet below ground surface. Groundwater was encountered at approximately 11 feet below ground surface.					

LOG - ENVIRONMENTAL + PROBE BAKER BORING LOGS.GPJ ENGEO INC.GDT 6/26/17



LOG OF BORING GW-2

Environmental Assessment
20785 and 20957 Baker Road
Castro Valley, CA
13255.000.000

DATE DRILLED: 6/21/2017
HOLE DEPTH: Approx. 15 ft.
HOLE DIAMETER: 2.0 in.
SURF ELEV (:): Approx. 163 ft.

LOGGED / REVIEWED BY: R. Peck / JA
DRILLING CONTRACTOR: Cascade Drilling
DRILLING METHOD: Direct Push
HAMMER TYPE: Direct Push

Depth in Feet	Depth in Meters	Sample Type	DESCRIPTION	Log Symbol	Water Level	Recovery (in) / Run (in)	PID (ppm)	REMARKS
			CLAYEY GRAVEL (GC-CL), light brown					
			LEAN CLAY (CL), black				0	
1								
			LEAN CLAY WITH SAND (CL), pale brown mottled with yellowish brown				0	
5								
			POORLY GRADED SAND WITH SILT (SP-SM), pale brown mottled with yellowish brown				0	
2								
			POORLY GRADED SAND WITH SILT AND GRAVEL (SP-SM), gray moist					
10								
			SANDY SILT WITH GRAVEL (ML), gray with light brown moist				0	
4								
15			Hit refusal at approximately 15 feet brlow ground surface. Groundwater was encountered at approximately 11 feet below ground surface.					

LOG - ENVIRONMENTAL + PROBE BAKER BORING LOGS.GPJ ENGEO INC.GDT 6/26/17



LOG OF BORING GW-3

Environmental Assessment
20785 and 20957 Baker Road
Castro Valley, CA
13255.000.000

DATE DRILLED: 6/21/2017
HOLE DEPTH: Approx. 15 ft.
HOLE DIAMETER: 2.0 in.
SURF ELEV (:): Approx. 163 ft.

LOGGED / REVIEWED BY: R. Peck / JA
DRILLING CONTRACTOR: Cascade Drilling
DRILLING METHOD: Direct Push
HAMMER TYPE: Direct Push

Depth in Feet	Depth in Meters	Sample Type	DESCRIPTION	Log Symbol	Water Level	Recovery (in) / Run (in)	PID (ppm)	REMARKS
			CLAYEY GRAVEL (GC-CL), light brown					
			LEAN CLAY (CL), black				0	
1			LEAN CLAY WITH SAND (CL), brown mottled with yellowish brown				0	
5			POORLY GRADED SAND WITH SILT (SP-SM), brown				0	
			POORLY GRADED SAND (SP), brown				0	
			LEAN CLAY (CL), brown mottled with orangeish gray moist		▽			
			LEAN CLAY WITH SAND (CL), grayish brown moist				0	
15			End of boring at approximately 15 feet below ground surface. Groundwater was encountered at approximately 11 feet below ground surface.					

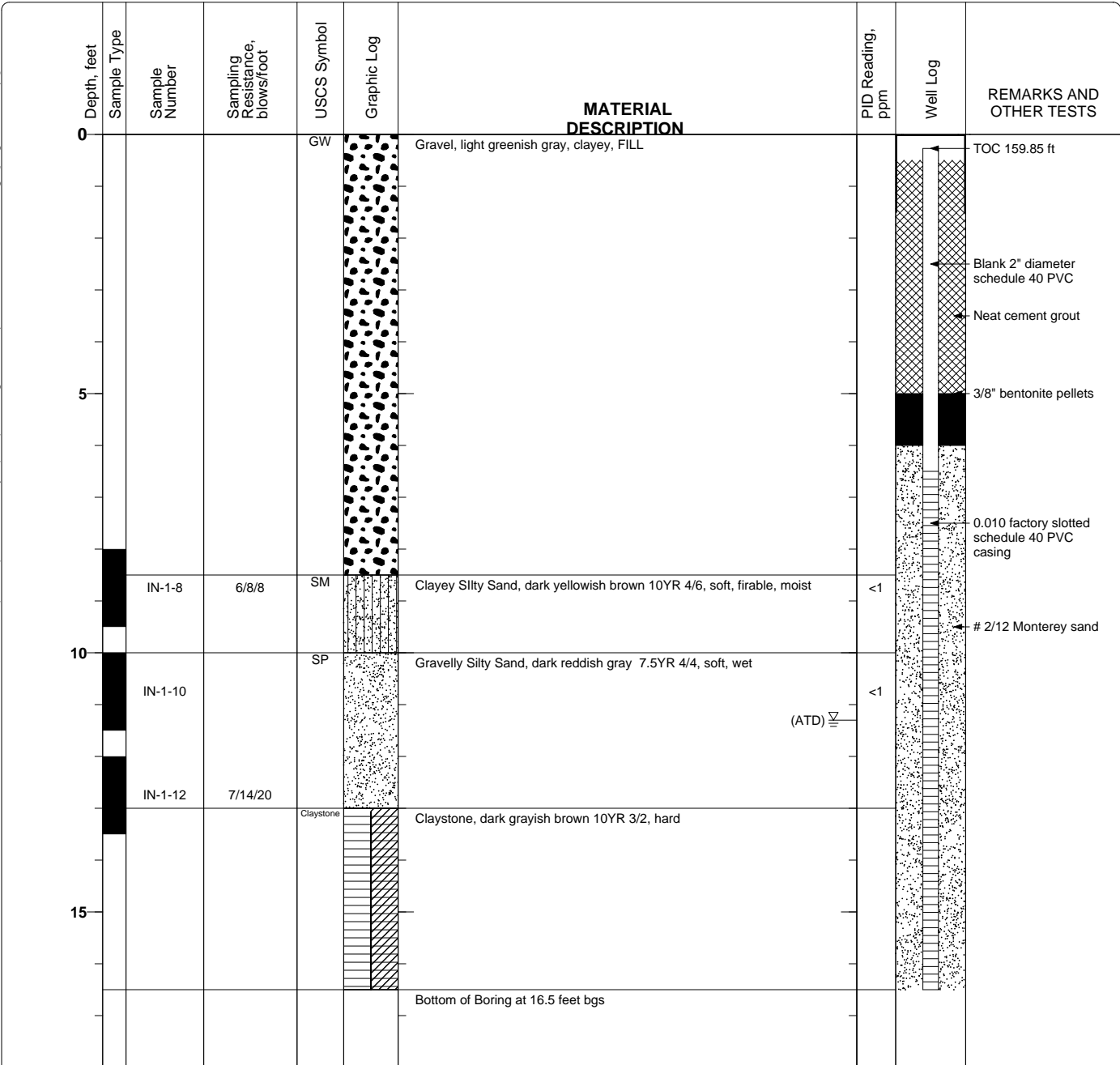
LOG - ENVIRONMENTAL + PROBE BAKER BORING LOGS.GPJ ENGEO INC.GDT 6/26/17

Project: Piazza
Project Location: 20957 Baker Road, Castro Valley, CA
Project Number: 273928

Log of Boring IN-1
 Sheet 1 of 1

Date(s) Drilled October 12, 2007	Logged By Leah Levine-Goldberg	Checked By Robert F. Flory, P.G
Drilling Method Hollow Stem Auger	Drill Bit Size/Type 8 1/4 inch	Total Depth of Borehole 16.5 feet bgs
Drill Rig Type CME-75	Drilling Contractor HEW Drilling	Surface Elevation 160.12 feet MSL
Groundwater Level and Date Measured 11.3 feet ATD	Sampling Method(s) ModCal	Permit # W2007-0968
Borehole Backfill Well Completion	Location	

X:\PROJECTS\CHARACTERIZATION & REMEDIATION\CHARACTERIZATION\273928 WI (Piazza) Castro Valley - (RFF)\Investigation\Graphics\Wells MW-1 IN-1.bgs [augenwell 20.tpl]



Project: Piazza
Project Location: 20957 Baker Road, Castro Valley, CA
Project Number: 273928

Log of Boring MW-1
 Sheet 1 of 1

Date(s) Drilled October 12, 2007	Logged By Leah Levine-Goldberg	Checked By Robert F. Flory, PG
Drilling Method Hollow Stem Auger	Drill Bit Size/Type 8 1/4 inch	Total Depth of Borehole 16.5 feet bgs
Drill Rig Type CME-75	Drilling Contractor HEW Drilling	Surface Elevation 159.84 feet MSL
Groundwater Level and Date Measured 14.75 feet ATD	Sampling Method(s) ModCal	Permit # W2007-0964
Borehole Backfill Well Completion	Location	

Depth, feet	Sample Type	Sample Number	Sampling Resistance, blows/foot	USCS Symbol	Graphic Log	MATERIAL DESCRIPTION	PID Reading, ppm	Well Log	REMARKS AND OTHER TESTS
0				Asphalt		Asphalt 2", base rock 4"			TOC 159.62 ft
				CL		Clay, black 10YR 2/1, firm, stiff, moist			MW-1 is a twin to boring 5 (SB-5)
				CL		Silty Clay, dark yellowish brown 10YR3/4 with very dark brown mottling 10YR 2/2			Blank 2" diameter schedule 40 PVC
									Neat cement grout
5	MW-1-5	5/7/7		SM-ML		Clayey Silt - Silty Sand, dark yellowish brown 10YR3/4 with some 10YR 4/6 mottling, firm, slightly moist	<1		3/8" bentonite pellets
	MW-1-8	4/6/7		SM		Sand, yellowish brown 10YR 4/6, very fine grained, clayey, firm - moderately firm, friable, very moist	<1		
10	MW-1-10	5/7/10		SP		Sand, yellowish brown 10YR 4/6, very fine grained - coarse grained, firm, wet ?	<1		
	MW-1-12	5/10/13		CL		Gravelly Clay - Silty Clay, olive - olive brown 5y 4/4 - 2.5 4/4, firm - hard, slightly moist - (saprolite)	<1		
15				Claystone		Silty Claystone, light olive brown 2.5Y 4/4, firm - hard, indurated (ATD) ∇			

X:\PROJECTS\CHARACTERIZATION & REMEDIATION\CHARACTERIZATION\273928 WI (Piazza) Castro Valley - (RFF)\Investigation\Graphics\Wells MW-1 IN-1.bgs [augenwell 20.tpl]



Project: Piazza
Project Location: 20957 Baker Road, Castro Valley, CA
Project Number: 273928

Log of Boring MW-2
 Sheet 1 of 1

Date(s) Drilled October 12, 2007	Logged By Leah Levine-Goldberg	Checked By Robert F. Flory, PG
Drilling Method Hollow Stem Auger	Drill Bit Size/Type 8 1/4 inch	Total Depth of Borehole 18 feet bgs
Drill Rig Type CME-75	Drilling Contractor HEW DRILLING	Surface Elevation 160.3 feet
Groundwater Level and Date Measured 13.7 feet ATD	Sampling Method(s) ModCal	Permit # W2007-0965
Borehole Backfill Well Completion	Location	

X:\PROJECTS\CHARACTERIZATION & REMEDIATION\CHARACTERIZATION\273928 WI (Piazza) Castro Valley - (RFF)\Investigation\Graphics\Wells MW-1 IN-1.bgs [augenwell 20.tpl]

Depth, feet	Sample Type	Sample Number	Sampling Resistance, blows/foot	USCS Symbol	Graphic Log	MATERIAL DESCRIPTION	PID Reading, ppm	Well Log	REMARKS AND OTHER TESTS
0				GC		Clayey Gravel, black - dark yellow brown 10YR 2/1 - 3/4, firm, dry (FILL?)			TOC 160 ft
				CL		Silty Clay, black 10YR 2/1, firm, moist			Neat cement grout
5		MW-2-5	3/3/5	ML		Clayey Silt, light olive brown 2.5Y 5/6, moderately firm, moist becoming sandy downward	<1		Well twin to boring SB-2
		MW-2-8	7/14/17				<1		
10		MW-2-11.5	5/6/7	SM		Silty Sand, light olive brown 2.5Y 5/6, clayey, moderately firm, moist,			# 2/12 Monterey sand
		MW-2-12	6/7/10	SP		Silty Sand, dark greenish gray 10GY 4/1, moderately firm, very moist, becoming wet downward.	2.5		
15		MW-2-15	9/14/25	CL		Sandy Gravelly Clay, olive brown - dark grayish brown 2.5Y 4/4 - 4/2, firm, slightly moist (saprolite)	12.5		
				Claystone		Sandy Gravelly Claystone, light olive brown 2.5Y 4/4, firm - hard, indurated	(ATD) ∇		



Project: Piazza
Project Location: 20957 Baker Road, Castro Valley, CA
Project Number: 273928

Log of Boring MW-3
 Sheet 1 of 1

Date(s) Drilled October 12, 2007	Logged By Leah Levine-Goldberg	Checked By Robert F. Flory, PG
Drilling Method Hollow Stem Auger	Drill Bit Size/Type 8 1/4 inch	Total Depth of Borehole 16.5 feet bgs
Drill Rig Type CME-75	Drilling Contractor HEW Drilling	Surface Elevation 160.04 feet MSL
Groundwater Level and Date Measured 13.3 feet ATD	Sampling Method(s) ModCal	Permit # W2007-0966
Borehole Backfill Well Completion	Location	

Depth, feet	Sample Type	Sample Number	Sampling Resistance, blows/foot	USCS Symbol	Graphic Log	MATERIAL DESCRIPTION	PID Reading, ppm	Well Log	REMARKS AND OTHER TESTS
0				Asphalt GC		Asphalt			TOC 159.79 ft
						Clayey Gravel, gray, FILL			
				CL		Clay, black 10YR 2/1, soft, moist			Blank 2" diameter schedule 40 PVC
				CL		Silty Clay, dark yellowish brown 10YR3/4 with very dark brown mottling 10YR 2/2			Neat cement grout
5		MW-3-5	3/5/5	CL-ML		Sandy Silty Clay - Clayey Silt, dark yellowish brown 10YR3/4 with some 10YR 4/6 mottling, firm, moist	<1		3/8" bentonite pellets
				SM		Silty Sand, dark brown 10YR 5/8, very fine grained, slightly clayey, firm - moderately firm, friable, moist			
10		MW-3-8	3/7/11			Sandy Gravel, yellowish brown 10YR 5/4, well graded, moderately firm, moist	<1		
				SP		Sandy Gravel, yellowish brown 10YR 5/4, well graded, moderately firm, moist			
		MW-3-10	6/7/8	SW		Gravelly Sand, yellowish brown 10YR 5/4, well graded, moderately firm, wet.	<1		
						Gravelly Sand, yellowish brown 10YR 5/4, well graded, moderately firm, wet.			
		MW-3-12	7/11/14			Clayey Gravel - Gravelly Clay, olive gray - olive 4/2 - 5/3, firm, wet, (saprolite)	<1		
				GC-CL		Clayey Gravel - Gravelly Clay, olive gray - olive 4/2 - 5/3, firm, wet, (saprolite)			(ATD) ▽
15						Clayey Gravel - Gravelly Clay, olive gray - olive 4/2 - 5/3, firm, wet, (saprolite)			
						Bottom of Boring at 16.5 feet bgs			

X:\PROJECTS\CHARACTERIZATION & REMEDIATION\CHARACTERIZATION\273928 WI (Piazza) Castro Valley - (RFF)\Investigation\Graphics\Wells MW-1 IN-1.bgs [augenwell 20.tpl]



Project: Piazza
Project Location: 20957 Baker Road, Castro Valley, CA
Project Number: 273928

Log of Boring MW-4
 Sheet 1 of 1

Date(s) Drilled October 12, 2007	Logged By Leah Levine-Goldberg	Checked By Robert F. Flory, P.G
Drilling Method Hollow Stem Auger	Drill Bit Size/Type 8 1/4 inch	Total Depth of Borehole 16.5 feet bgs
Drill Rig Type CME-75	Drilling Contractor HEW Drilling	Surface Elevation 159.95 feet MSL
Groundwater Level and Date Measured 15.4 feet ATD	Sampling Method(s) ModCal	Permit # W2007-0967
Borehole Backfill Well Completion	Location	

Depth, feet	Sample Type	Sample Number	Sampling Resistance, blows/root	USCS Symbol	Graphic Log	MATERIAL DESCRIPTION	PID Reading, ppm	Well Log	REMARKS AND OTHER TESTS
0				Asphalt					
				GC		Clayey Gravel, gray, FILL			TOC 159.69 ft
				CL		Clay, Black 10YR 2/1			Blank 2" diameter schedule 40 PVC Neat cement grout
5		MW-4-6	5/8/9	CL		Sandy Silty Clay, dark brown, 10YR 3/6, moist, firm	<1		
		MW-4-8	5/7/10	SC		Clayey Silty Sand, dark olive brown - light olive brown 2.5Y 3/3 - 5/6, moderately firm, moist	<1		
10		MW-4-11	3/8/11	CL		Gravelly Clay, light brownish gray, weathered claystone with green siltstone clasts, firm, moist	<1		
		MW-4-12	6/8/12				<1		
15		MW-4-16	5/7/10	Claystone		Silty Claystone, grayish brown 2.5Y 5/2, saprolitic with purplish black clasts, firm, moist	<1		(ATD) ∇
						Bottom of Boring at 16.5 feet bgs			

X:\PROJECTS\CHARACTERIZATION & REMEDIATION\CHARACTERIZATION\273928 WI (Piazza) Castro Valley - (RFF)\Investigation\Graphics\Wells MW-1 IN-1.bgs [augenwell 20.tpl]



Project: Piazza
Project Location: 20957 Baker Road, Castro Valley, CA
Project Number: 10509

Log of Boring SB-1
 Sheet 1 of 1

Date(s) Drilled May 18, 2005	Logged By Robert F. Flory	Checked By Adrian Angel
Drilling Method Geoprobe	Drill Bit Size/Type	Total Depth of Borehole 14 feet bgs
Drill Rig Type Geoprobe 5410	Drilling Contractor EnProb	Approximate Surface Elevation
Groundwater Level and Date Measured 8.75 feet ATD	Sampling Method(s) Tube	Permit #
Borehole Backfill Cement Slurry	Location	

X:\PROJECTS\CHARACTERIZATION & REMEDIATION\CHARACTERIZATION\273928 WI (Piazza) Castro Valley - (RFF)\10509 PH II (Piazza) Castro Valley\ Prelim Inv\ Borings 1-8.bgs [DP Boring 20.rpl]

Elevation, feet	Depth, feet	Sample Type	Sample Number	USCS Symbol	Graphic Log	MATERIAL DESCRIPTION	PID Reading, ppm	REMARKS AND OTHER TESTS
0				Asphalt		Asphalt 2", base rock 4"		
				CL		Clay, black 10YR 2/1, firm, stiff, moist		
		SB1-3.5		CL		Silty Clay, dark yellowish brown 10YR3/4 with very dark brown mottling 10YR 2/2	0.3	
5				CL-ML		Sandy silty Clay - Clayey Sand Silt, dark yellowish brown 10YR3/4 with some 10YR 4/6 mottling		
		SB1-7.5		SM		Silty Sand, yellowish brown 10YR 4/6, very fine grained, slightly clayey, firm - moderately firm, friable, very moist	0.5	
						becoming wet @ 9 feet		(ATD)
10		SB1-11.5		SP		Sand, strong brown 7.5 4/6, soft, loose, wet	0.9	Boring sealed to surface with neat cement grout.
				GC		Clayey Gravel, olive - olive brown 5y 4/4 - 2.5 4/4, firm, moist - (saprolite)		
				Claystone		Sandy Silty Claystone, light olive brown 2.5Y 4/4, firm - hard, indurated		
15						Bottom of Boring at 14 feet bgs		
20								



Figure

Project: Piazza
Project Location: 20957 Baker Road, Castro Valley, CA
Project Number: 10509

Log of Boring SB-2
 Sheet 1 of 1

Date(s) Drilled May 18, 2005	Logged By Robert F. Flory	Checked By Adrian Angel
Drilling Method Geoprobe	Drill Bit Size/Type 2 inch	Total Depth of Borehole 18 feet bgs
Drill Rig Type Geoprobe 5410	Drilling Contractor EnProb	Approximate Surface Elevation
Groundwater Level and Date Measured 9.2 feet ATD	Sampling Method(s) Tube	Permit #
Borehole Backfill Cement Slurry	Location	

X:\PROJECTS\CHARACTERIZATION & REMEDIATION\CHARACTERIZATION\273928 WI (Piazza) Castro Valley - (RFF)\10509 PH II (Piazza) Castro Valley\Prelim Inv\Borings 1-8.bgs [DP Boring 20.rpl]

Elevation, feet	Depth, feet	Sample Type	Sample Number	USCS Symbol	Graphic Log	MATERIAL DESCRIPTION	PID Reading, ppm	REMARKS AND OTHER TESTS
0				GC		Clayey Gravel, black - dark yellow brown 10YR 2/1 - 3/4, firm, dry (FILL?)		
						No recovery		
		⊗	SB2-3.5				0.1	
				ML		Clayey Silt, olive gray 5Y 5/2, moderately firm, moist becoming sandy downward		
		⊗	SB2-7.5				0.3	
				SM		Silty Sand, olive gray 5Y 5/2, clayey, moderately firm, moist wet @ (ATD) \approx		
		⊗	SB2-11.5	SP		Silty Sand, dark gray green 10GY 3/1, clayey, moderately firm,	175	
		⊗	SB2-13	SW		Gravelly Sand, dark greenish gray 10GY 4/1, firm, wet	85	Boring sealed to surface with neat cement grout
				CL		Sandy Gravelly Clay, olive brown - dark grayish brown 2.5Y 4/4 - 4/2, firm, slightly moist (saprolite)		
				Claystone		Sandy Gravelly Claystone, light olive brown 2.5Y 4/4, firm - hard, indurated		
						Bottom of Boring at 18 feet bgs		
20								






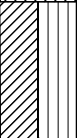



Figure

Project: Piazza
Project Location: 20957 Baker Road, Castro Valley, CA
Project Number: 10509

Log of Boring SB-3
 Sheet 1 of 1

Date(s) Drilled May 18, 2005	Logged By Robert F. Flory	Checked By Adrian Angel
Drilling Method Geoprobe	Drill Bit Size/Type 2 inch	Total Depth of Borehole 16 feet bgs
Drill Rig Type Geoprobe 5410	Drilling Contractor EnProb	Approximate Surface Elevation
Groundwater Level and Date Measured 8.56 feet ATD	Sampling Method(s) Tube	Permit #
Borehole Backfill Cement Slurry	Location	

X:\PROJECTS\CHARACTERIZATION & REMEDIATION\CHARACTERIZATION\273928 WI (Piazza) Castro Valley - (RFY)\10509 PH II (Piazza) Castro Valley\1-8.bgs [DP Boring 20.rpl]

Elevation, feet	Depth, feet	Sample Type	Sample Number	USCS Symbol	Graphic Log	MATERIAL DESCRIPTION	PID Reading, ppm	REMARKS AND OTHER TESTS
0				Asphalt		Asphalt 2", base rock 4"		
				CL		Clay, black 10YR 2/1, firm, stiff, moist		
	3.5	SB3-3.5		CL		Silty Clay, dark yellowish brown 10YR3/4 with some very dark brown 10YR 2/2 mottling, firm, slightly moist	0.5	
	7.5	SB3-7.5		CL-ML		Clayey Silt - Silt, dark yellowish brown 10YR3/4 with some 10YR 4/6 mottling	1.0	
	11.5	SB3-11.5		SM		Silty Sand, strong brown 7.5 YR 5/6, firm, moist becoming wet @ 10.0 (ATD) ∇	1.2	
				SP		Clayey Sand, yellowish brown 10YR 4/6, moderately firm - moderately soft, wet		
				Claystone		Sandy Silty Claystone, light olive brown 2.5Y 4/4, firm - hard, indurated, slightly moist		Borings sealed to surface with neat cement grout
						No recovery		
						Bottom of Boring at 16 feet bgs		






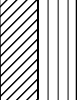
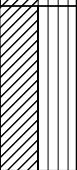



Figure

Project: Piazza
Project Location: 20957 Baker Road, Castro Valley, CA
Project Number: 10509

Log of Boring SB-4
 Sheet 1 of 1

Date(s) Drilled May 18, 2005	Logged By Robert F. Flory	Checked By Adrian Angel
Drilling Method Geoprobe	Drill Bit Size/Type 2 inch	Total Depth of Borehole 13.5 feet bgs
Drill Rig Type Geoprobe 5410	Drilling Contractor EnProb	Approximate Surface Elevation
Groundwater Level and Date Measured 9.6 feet ATD	Sampling Method(s) Tube	Permit #
Borehole Backfill Cement Slurry	Location	

X:\PROJECTS\CHARACTERIZATION & REMEDIATION\CHARACTERIZATION\273928 WI (Piazza) Castro Valley - (RFY)\10509 PH II (Piazza) Castro Valley\Prelim Inv\Borings 1-8.bgs [DP Boring 20.rpt]

Elevation, feet	Depth, feet	Sample Type	Sample Number	USCS Symbol	Graphic Log	MATERIAL DESCRIPTION	PID Reading, ppm	REMARKS AND OTHER TESTS
0				Asphalt		Asphalt 2", base rock 4"		
				CL		Clay, black 10YR 2/1, firm, stiff, moist		
	3.5	SB4-3.5					1.0	
				CL		Silty Clay, dark yellowish brown 10YR3/4 with very dark brown mottling 10YR 2/2		
				CL-ML		Sandy Silty Clay - Clayey Sandy Silt, dark yellowish brown 10YR 3/4 - 4/6 mottled,		
	7.5	SB4-7.5		CL-ML		Silty Clay - Clayey Silt, yellowish brown 10YR 4/6, moderately firm, moist	0.3	
						becoming wet @ 9.6 feet		
						(ATD) ∇		
	10			CL		Sandy Clay grading downward to Clayey Sand, dark yellowish brown - 10YR 6/6, firm, moist		
				SC		Clayey Sand, brownish yellow - light yellowish brown 10YR 6/6 - 6/4, firm - moderately firm, very moist	0.5	
	11.5	SB4-11.5					0.5	
				SC		Clayey Sand, light olive brown 2.5Y 5/6 - strong brown 7.5 YR 5/8 mottling, moderately firm, wet		
						Refusal at 13.5 feet		
	15							
	20							

Boring sealed to surface with neat cement grout






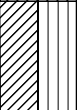





Figure

Project: Piazza
Project Location: 20957 Baker Road, Castro Valley, CA
Project Number: 10509

Log of Boring SB-5
 Sheet 1 of 1

Date(s) Drilled May 18, 2005	Logged By Robert F. Flory	Checked By Adrian Angel
Drilling Method Geoprobe	Drill Bit Size/Type 2 inch	Total Depth of Borehole 18 feet bgs
Drill Rig Type Geoprobe 5410	Drilling Contractor EnProb	Approximate Surface Elevation
Groundwater Level and Date Measured Dry feet ATD, 11.1 feet after 2.5 hrs	Sampling Method(s) Tube	Permit #
Borehole Backfill Cement Slurry	Location	

X:\PROJECTS\CHARACTERIZATION & REMEDIATION\CHARACTERIZATION\273928 WI (Piazza) Castro Valley - (RFY)\10509 PH II (Piazza) Castro Valley\ Prelim Inv\ Borings 1-8.bgs [DP Boring 20.rpl]

Elevation, feet	Depth, feet	Sample Type	Sample Number	USCS Symbol	Graphic Log	MATERIAL DESCRIPTION	PID Reading, ppm	REMARKS AND OTHER TESTS
0				Asphalt		Asphalt 2", base rock 4"		
				CL		Clay, black 10YR 2/1, firm, stiff, moist		
	4.5	⊗	SB5-3.5	CL		Silty Clay, dark yellowish brown 10YR3/4 with very dark brown mottling 10YR 2/2	0.1	
	7.5	⊗	SB5-7.5	CL-ML		Clayey Silt, dark yellowish brown 10YR3/4 with some 10YR 4/6 mottling, firm, slightly moist	0.1	
	9.5			SM		Sand, yellowish brown 10YR 4/6, very fine grained, clayey, firm - moderately firm, friable, very moist		
	11.5	⊗	SB5-11.5	SP		Sand, yellowish brown 10YR 4/6, very fine grained - coarse grained, firm, wet ? (after 2.5 hrs) ▾	0.3	
	13.5			CL		Gravelly Clay - Silty Clay, olive - olive brown 5y 4/4 - 2.5 4/4, firm - hard, slightly moist - (saprolite)		
	15.0	⊗	SB5-14	Claystone		Silty Claystone, light olive brown 2.5Y 4/4, firm - hard, indurated	1.0	Boring sealed to surface with neat cement grout
	18.0					Bottom of Boring at 18 feet bgs		



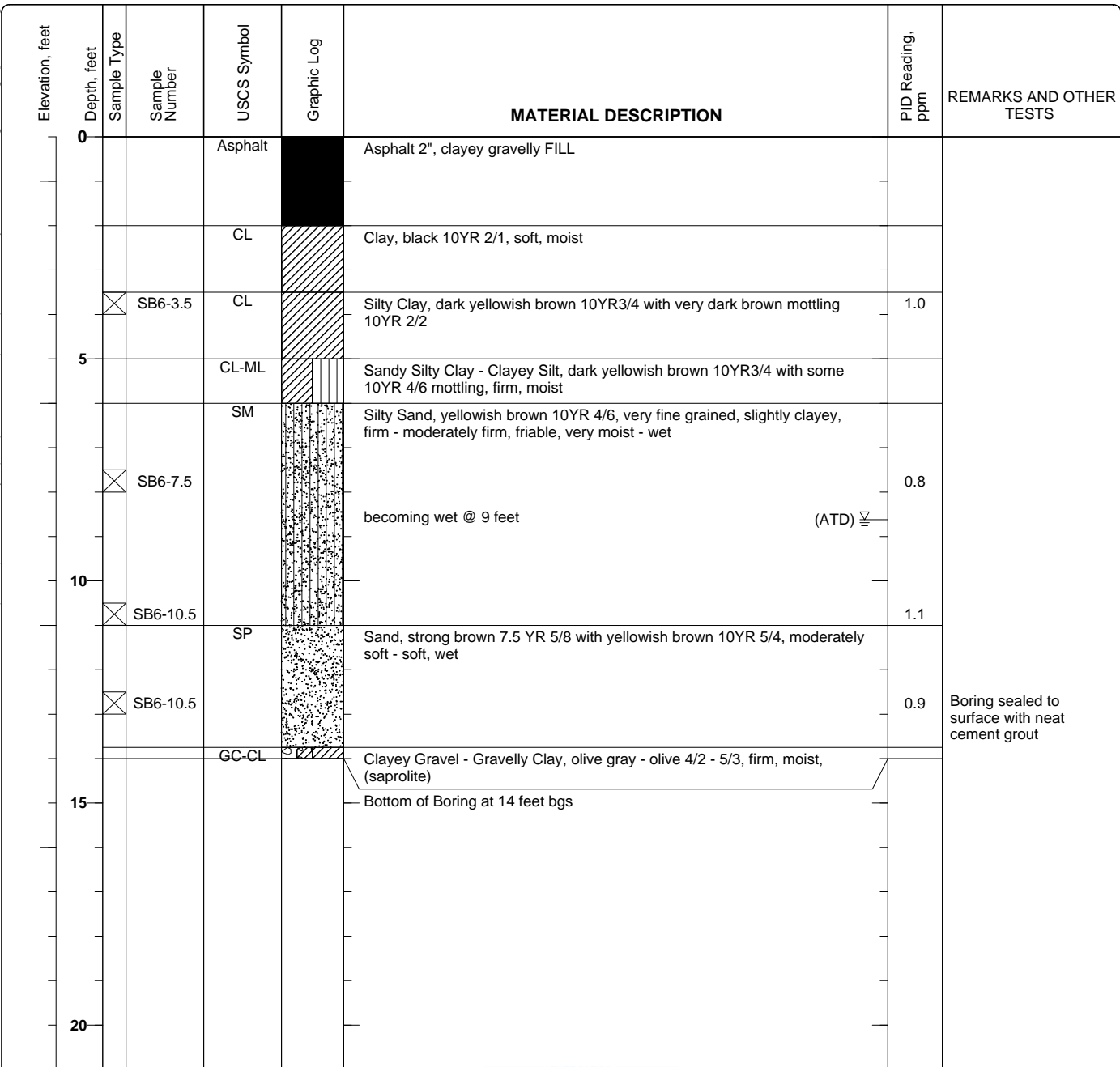
Figure

Project: Piazza
Project Location: 20957 Baker Road, Castro Valley, CA
Project Number: 10509

Log of Boring SB-6
 Sheet 1 of 1

Date(s) Drilled May 18, 2005	Logged By Robert F. Flory	Checked By Adrian Angel
Drilling Method Geoprobe	Drill Bit Size/Type 2 inch	Total Depth of Borehole 14 feet bgs
Drill Rig Type Geoprobe 5410	Drilling Contractor EnProb	Approximate Surface Elevation
Groundwater Level and Date Measured 8.62 feet ATD	Sampling Method(s) Tube	Permit #
Borehole Backfill Cement Slurry	Location	

X:\PROJECTS\CHARACTERIZATION & REMEDIATION\CHARACTERIZATION\273928 WI (Piazza) Castro Valley - (RFF)\10509 PH II (Piazza) Castro Valley\ Prelim Inv\ Borings 1-8.bgs [DP Boring 20.rpl]



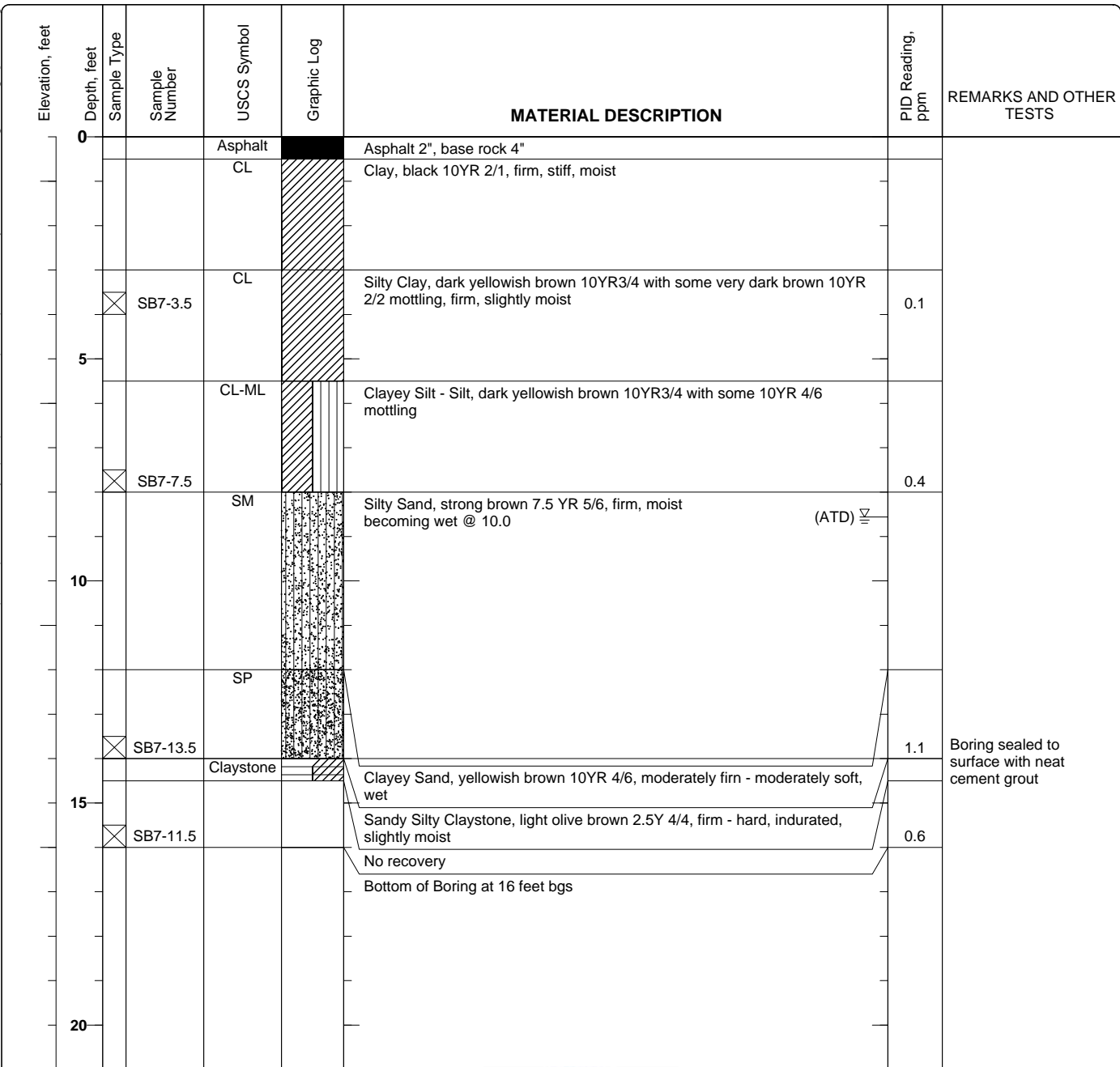
Figure

Project: Piazza
Project Location: 20957 Baker Road, Castro Valley, CA
Project Number: 10509

Log of Boring SB-7
 Sheet 1 of 1

Date(s) Drilled May 18, 2005	Logged By Robert F. Flory	Checked By Adrian Angel
Drilling Method Geoprobe	Drill Bit Size/Type 2 inch	Total Depth of Borehole 16 feet bgs
Drill Rig Type Geoprobe 5410	Drilling Contractor EnProb	Approximate Surface Elevation
Groundwater Level and Date Measured 8.56 feet ATD	Sampling Method(s) Tube	Permit #
Borehole Backfill Cement Slurry	Location	

X:\PROJECTS\CHARACTERIZATION & REMEDIATION\CHARACTERIZATION\273928 WI (Piazza) Castro Valley - (RFY)\10509 PH II (Piazza) Castro Valley\ Prelim Inv\ Borings 1-8.bgs [DP Boring 20.rpt]



Figure

Project: Piazza
Project Location: 20957 Baker Road, Castro Valley, CA
Project Number: 10509

Log of Boring SB-8
 Sheet 1 of 1


Date(s) Drilled May 18, 2005	Logged By Robert F. Flory	Checked By Adrian Angel
Drilling Method Geoprobe	Drill Bit Size/Type 2 inch	Total Depth of Borehole 15 feet bgs
Drill Rig Type Geoprobe 5410	Drilling Contractor EnProb	Approximate Surface Elevation
Groundwater Level and Date Measured 8.7 feet ATD	Sampling Method(s) Tube	Permit #
Borehole Backfill Cement Slurry	Location	

X:\PROJECTS\CHARACTERIZATION & REMEDIATION\CHARACTERIZATION\273928 WI (Piazza) Castro Valley - (REF)\10509 PH II (Piazza) Castro Valley\ Prelim Inv\ Borings 1-8.bgs [DP Boring 20.rpt]

Elevation, feet	Depth, feet	Sample Type	Sample Number	USCS Symbol	Graphic Log	MATERIAL DESCRIPTION	PID Reading, ppm	REMARKS AND OTHER TESTS
0				GC		Base rock		
				CL		Sandy Silty Clay, reddish brown 5YR 5/4 - yellowish brown 10YR 5/6, mottled, firm slightly moist		
				CL		Clay, black 10YR 2/1, firm, moderately firm, moist		
			SB8-3.5	CL		Silty Clay, dark yellowish brown 10YR3/4 with very dark brown mottling 10YR 2/2	0.2	
5				CL-ML		Sandy silty Clay - Clayey Sand Silt, dark yellowish brown 10YR3/4 with some 10YR 4/6 mottling		
			SB8-7.5	Sandstone		Silty Sand, yellowish brown 10YR 4/6, very fine grained, slightly clayey, firm - moderately firm, friable, very moist Moisture content increasing downward becoming wet @ 9 feet	1.1	(ATD) ∇
10			SB8-11.5	SP		Sand, strong brown 7.5 4/6, soft - moderately soft, wet	0.1	
			SB8-13	SP		Sand, strong brown 7.5 4/6 - yellowish brown 10YR 5/6 mottled, locally clayey, moderately soft - moderately firm, wet	2.3	Boring sealed with neat cement grout
				Claystone		Sandy Silty Claystone, light olive brown 2.5Y 4/4, firm - hard, indurated		
15						Bottom of Boring at 15 feet bgs		
20								



Figure



APPENDIX B

Previous Analytical Data Tables

Table 1, Soil Sample Analytical Data, 20957 Baker Road, Castro Valley, California

Sample ID	TPH-g mg/kg	TPH-d mg/kg	TPH-mo mg/kg	MTBE mg/kg	Benzene mg/kg	Toluene mg/kg	E'benzene mg/kg	Xylenes mg/kg
	<i>EPA method 8015</i>			<i>EPA method 8021B</i>				
SB1-11.5	ND<1.0	ND<1.0	ND<5.0	ND<0.05	ND<0.005	ND<0.005	ND<0.005	ND<0.005
SB2-10	ND<1.0	ND<1.0	ND<5.0	ND<0.05	ND<0.005	ND<0.005	ND<0.005	ND<0.005
SB3-7.5	ND<1.0	ND<1.0	ND<5.0	ND<0.05	ND<0.005	ND<0.005	ND<0.005	ND<0.005
SB4-7.5	ND<1.0	ND<1.0	ND<5.0	ND<0.05	ND<0.005	ND<0.005	ND<0.005	ND<0.005
SB5-7.5	ND<1.0	ND<1.0	ND<5.0	ND<0.05	ND<0.005	ND<0.005	ND<0.005	ND<0.005
SB6-7.5	ND<1.0	ND<1.0	ND<5.0	ND<0.05	ND<0.005	ND<0.005	ND<0.005	ND<0.005
SB7-8	ND<1.0	ND<1.0	ND<5.0	ND<0.05	ND<0.005	ND<0.005	ND<0.005	ND<0.005
SB8-7.5	ND<1.0	ND<1.0	ND<5.0	ND<0.05	ND<0.005	ND<0.005	ND<0.005	ND<0.005

Notes

TPH-g = total petroleum hydrocarbons as gasoline

TPH-d = total petroleum hydrocarbons as diesel

TPH-mo = total petroleum hydrocarbons as motor oil

MTBE = methyl tert-butyl ether

mg/kg = micrograms per liter (parts per billion)

Table 2, Groundwater Sample Analytical Data, 20957 Baker Road, Castro Valley, California

Sample ID	TPH-g	TPH-d	TPH-mo	MTBE	Benzene	Toluene	E'benzene	Xylenes
	µg/l	µg/l	µg/l	µg/l	µg/l	µg/l	µg/l	µg/l
<i>EPA method 8015</i>			<i>EPA method 8021B</i>					
SB-1 W	ND<50	190 ^{1,2}	1400	ND<5.0	ND<0.5	ND<0.5	ND<0.5	ND<0.5
SB-2 W	7,300 ^{3,4}	23,000 ^{1,2,4,5}	1300	ND<50	ND<5.0	11	ND<5.0	27
SB3-W	ND<50	62	ND<250	ND<5.0	ND<0.5	ND<0.5	ND<0.5	ND<0.5
SB4-W	ND<50	56 ²	ND<250	ND<5.0	ND<0.5	ND<0.5	ND<0.5	ND<0.5
SB5-W	ND<50	670 ^{1,2}	1400	ND<5.0	ND<0.5	ND<0.5	ND<0.5	ND<0.5
SB6-W	ND<50	160 ^{1,2}	300	ND<5.0	ND<0.5	ND<0.5	ND<0.5	ND<0.5
SB7-W	ND<50	ND<50	ND<250	ND<5.0	ND<0.5	ND<0.5	ND<0.5	ND<0.5
SB8-W	ND<50	320 ^{1,2}	480	ND<5.0	ND<0.5	ND<0.5	ND<0.5	ND<0.5

Notes

- 1 - oil range compounds are significant
- 2 = diesel range compounds are significant, no recognizable pattern
- 3 = no recognizable pattern
- 4 = lighter than water immiscible sheen/product is present
- 5 = gasoline range compounds are significant

- TPH-g = total petroleum hydrocarbons as gasoline
- TPH-d = total petroleum hydrocarbons as diesel
- TPH-mo = total petroleum hydrocarbons as motor oil
- MTBE = methyl tert-butyl ether
- µg/l = micrograms per liter (parts per billion)

Table 1

Soil Analytical Data
Piazza, 20957 Baker Road, Castro Valley, CA

Sample ID	TPH-g	TPH-d	TPH-mo	MTBE	Benzene	Toluene	Ethyl benzene	Xylenes	
	mg/kg								
	8015 C				8021 B				
Tank Removal									
T1W-EB8'	4/21/2004	160	4,900	----	<0.50	<0.05	<0.05	<0.05	<0.05
T1E-EB8'	4/21/2004	190	10,000	----	<1.7	<0.17	<0.17	<0.17	8.4
T2W-EB8'	4/21/2004	1,400	2,400	----	<10	<1.0	<1.0	<1.0	<1.0
T2E-EB8'	4/21/2004	460	1,400	----	<0.50	<0.05	<0.05	<0.05	0.25
Phase II Site Investigation									
SB1-11.5	5/18/2005	<1.0	<1.0	<5.0	<0.05	<0.005	<0.005	<0.005	<0.005
SB2-10	5/18/2005	<1.0	<1.0	<5.0	<0.05	<0.005	<0.005	<0.005	<0.005
SB3-7.5	5/18/2005	<1.0	<1.0	<5.0	<0.05	<0.005	<0.005	<0.005	<0.005
SB4-7.5	5/18/2005	<1.0	<1.0	<5.0	<0.05	<0.005	<0.005	<0.005	<0.005
SB5-7.5	5/18/2005	<1.0	<1.0	<5.0	<0.05	<0.005	<0.005	<0.005	<0.005
SB6-7.5	5/18/2005	<1.0	<1.0	<5.0	<0.05	<0.005	<0.005	<0.005	<0.005
SB7-8	5/18/2005	<1.0	<1.0	<5.0	<0.05	<0.005	<0.005	<0.005	<0.005
SB8-7.5	5/18/2005	<1.0	<1.0	<5.0	<0.05	<0.005	<0.005	<0.005	<0.005
Well Installation									
IN-1-8.5	10/12/2008	<1.0	4.0	<5.0	<0.05	<0.005	<0.005	<0.005	<0.005
IN-1-10	10/12/2008	<1.0	5.1	<5.0	<0.05	<0.005	<0.005	<0.005	<0.005
IN-1-12	10/12/2008	<1.0	<1.0	<5.0	<0.05	<0.005	<0.005	<0.005	<0.005
MW-1-8.5	10/12/2008	<1.0	<1.0	<5.0	<0.05	<0.005	<0.005	<0.005	<0.005
MW-1-9	10/12/2008	<1.0	<1.0	<5.0	<0.05	<0.005	<0.005	<0.005	<0.005
MW-2-11.5	10/12/2008	<1.0	<1.0	<5.0	<0.05	<0.005	<0.005	<0.005	<0.005
MW-2-13.5	10/12/2008	<1.0	<1.0	<5.0	<0.05	<0.005	<0.005	<0.005	<0.005
MW-3-11	10/12/2008	<1.0	<1.0	<5.0	<0.05	<0.005	<0.005	<0.005	<0.005
MW-3-13	10/12/2008	<1.0	<1.0	<5.0	<0.05	<0.005	<0.005	<0.005	<0.005
MW-4-11	10/12/2008	<1.0	<1.0	<5.0	<0.05	<0.005	<0.005	<0.005	<0.005
MW-4-12	10/12/2008	<1.0	<1.0	<5.0	<0.05	<0.005	<0.005	<0.005	<0.005
MW-4-16	10/12/2008	<1.0	<1.0	<5.0	<0.05	<0.005	<0.005	<0.005	<0.005
ESL <9 ft DW		83	83	370	0.25	0.044	0.29	2.3	2.3
ESL <9 ft NDW		83	83	2500	0.25	0.044	0.29	2.3	2.3

Notes:

Values in Bold above reporting limit**Values in Bold Orange are above ESL**

ESL <9 ft DW = Shallow soil groundwater having potential for drinking water use

ESL <9 ft NDW = Shallow soil groundwater with no potential for drinking water use

**Table 2 Groundwater Analytical Data - Soil Borings and Paired Monitoring Wells
Piazza, 20957 Baker Road, Castro Valley, CA**

Sample ID	Date	Depth to Water feet	TPH-g C6-C12	TPH-d C10-C23	TPH-mo C18+	TPH-bo C10+	MTBE	Benzene	Toluene	Ethylbenzene	Xylenes
			µg/L		µg/L		µg/L	µg/L	µg/L	µg/L	µg/L
EPA Method 8015						EPA Method 8021B					
SB-1 W	5/18/2005	8.75	<50	190	1,400	----	<5.0	<0.5	<0.5	<0.5	<0.5
IN-1	10/18/07	10.89	<50	<50	ND<250	<100	<5.0	<0.5	<0.5	<0.5	<0.5
	1/14/2008	8.39	<50	<50	----	<250	<5.0	<0.5	<0.5	<0.5	<0.5
	04/16/08	10.21	<50	<50	----	<100	<5.0	<0.5	<0.5	<0.5	<0.5
	08/20/08	11.39	<50	<50	----	<100	<5.0	<0.5	<0.5	<0.5	<0.5
SB-2 W	5/18/2005	9.20	7,300	23,000	1,300	----	<5.0	<0.5	11	ND<5.0	27
MW-2	10/18/07	11.74	<50	<50	ND<250	<100	<5.0	<0.5	<0.5	<0.5	<0.5
	1/14/2008	8.49	<50	<50	----	<250	<5.0	<0.5	<0.5	<0.5	<0.5
	04/16/08	10.38	<50	<50	----	<100	<5.0	<0.5	<0.5	<0.5	<0.5
	08/20/08	11.56	<50	<50	----	<100	<5.0	<0.5	<0.5	<0.5	<0.5
SB3-W	5/18/2005	8.56	<50	62	ND<250	----	<5.0	<0.5	<0.5	<0.5	<0.5
MW-3	10/18/07	11.10	<50	<50	ND<250	<100	<5.0	<0.5	<0.5	<0.5	<0.5
	1/14/2008	8.41	<50	<50	----	<250	<5.0	<0.5	<0.5	<0.5	<0.5
	04/16/08	10.19	<50	<50	----	<100	<5.0	<0.5	<0.5	<0.5	<0.5
	08/20/08	11.38	<50	<50	----	<100	<5.0	<0.5	<0.5	<0.5	<0.5
SB4-W	5/18/2005	9.60	<50	56	ND<250	----	<5.0	<0.5	<0.5	<0.5	<0.5
SB5-W	5/18/2005	11.60	<50	670	1,400	----	<5.0	<0.5	<0.5	<0.5	<0.5
MW-1	10/18/07	11.64	<50	56	ND<250 (86)	140	<5.0	<0.5	<0.5	<0.5	<0.5
	1/14/2008	8.81	<50	<50	----	<250	<5.0	<0.5	<0.5	<0.5	<0.5
	04/16/08	8.98	<50	<50	----	<100	<5.0	<0.5	<0.5	<0.5	<0.5
	08/20/08	11.09	<50	<50	----	<100	<5.0	<0.5	<0.5	<0.5	<0.5
SB6-W	5/18/2005	8.62	<50	160	300	----	<5.0	<0.5	<0.5	<0.5	<0.5
MW-3	10/18/07	11.10	<50	<50	ND<250	<100	<5.0	<0.5	<0.5	<0.5	<0.5
SB7-W	5/18/2005	8.56	ND<50	ND<50	ND<250	----	ND<5.0	ND<0.5	ND<0.5	ND<0.5	ND<0.5
SB8-W	5/18/2005	8.70	ND<50	320	480	----	ND<5.0	ND<0.5	ND<0.5	ND<0.5	ND<0.5
RWQCB ESLs**			100	100	100	----	5.0	1.0	40	30	20

Notes

Soil boring data from 2005 is paired with twin 2007 groundwater monitoring well data for comparison purposes.

BOLD = Current groundwater data

MTBE = methyl tert-butyl ether

TPH-g = total petroleum hydrocarbons as gasoline

µg/L = micrograms per liter (parts per billion)

TPH-d = total petroleum hydrocarbons as diesel

ft amsl = feet above mean sea level

TPH-mo = total petroleum hydrocarbons as motor oil

ND = Not reported at or above the indicated method detection limit

** = RWQCB ESLs November 2007, TABLE F-1a. Groundwater Screening levels, Groundwater is a current or potential drinking water resource

Table 3: Well Construction Details**Piazza, 20957 Baker Road, Castro Valley, CA**

Well ID	Date Installed (feet)	Top of casing (feet)	Top of Well Box (feet)	Depth To Water 08/20/08 (feet)	Casing Material	Boring Total Depth (feet)	Well Total Depth (feet)	Borehole Diameter (inches)	Casing Diameter (inches)	Screened Interval (feet)	Slot Size (inches)	Filter Pack Interval (feet)	Filter Pack Sand (feet)	Bentonite Interval (feet)	Grout Interval (feet)
IN-1	10/12/07	160.12	159.85	11.39	PVC	16.5	16.5	8 1/4	2.0	6.5-16.5	0.020	6.0-16.5	2/12	5.0-5.5	.05-5.0
MW-1	10/12/07	159.84	159.62	11.09	PVC	16.5	16.5	8 1/4	2.0	6.5-16.5	0.020	6.0-16.5	2/12	5.0-6.5	.05-5.0
MW-2	10/12/07	160.30	160.00	11.56	PVC	16.5	16.5	8 1/4	2.0	6.5-16.5	0.020	6.0-16.5	2/12	5.0-6.5	.05-5.0
MW-3	10/12/07	160.04	159.79	11.38	PVC	16.5	16.5	8 1/4	2.0	6.5-16.5	0.020	6.0-16.5	2/12	5.0-6.5	.05-5.0
MW-4	10/12/07	159.95	159.69	11.42	PVC	16.5	16.5	8 1/4	2.0	6.5-16.5	0.020	6.0-16.5	2/12	5.0-6.5	.05-5.0

**Table 4 Groundwater Elevation Data
Piazza, 20957 Baker Road, Castro Valley, CA**

Well ID	Date	Well Elevation (ft amsl)	Depth to Water (ft)	Groundwater Elevation (ft amsl)	Elevation Change (ft)
IN-1	10/15/07	159.85	11.00	148.85	----
	10/18/07	159.85	10.89	148.96	0.11
	10/22/2007*	159.85	10.93	148.92	-0.04
	11/06/07	159.85	11.20	148.65	-0.27
	01/14/08	159.85	8.39	151.46	2.81
	04/16/08	159.85	10.21	149.64	-1.82
	08/20/08	159.85	11.39	148.46	-1.18
MW-1	10/15/07	159.62	14.30	145.32	----
	10/18/07	159.62	11.64	147.98	2.66
	10/22/07	159.62	10.86	148.76	0.78
	11/06/07	159.62	10.95	148.67	-0.09
	01/14/08	159.62	8.81	150.81	2.14
	04/16/08	159.62	9.98	149.64	-1.17
	08/20/08	159.62	11.09	148.53	-1.11
MW-2	10/15/07	160.00	13.28	146.72	----
	10/18/07	160.00	11.74	148.26	1.54
	10/22/07	160.00	11.32	148.68	0.42
	11/06/07	160.00	11.35	148.65	-0.03
	01/14/08	160.00	8.49	151.51	2.86
	04/16/08	160.00	10.38	149.62	-1.89
	08/20/08	160.00	11.56	148.44	-1.18
MW-3	10/15/07	159.79	11.01	148.78	----
	10/18/07	159.79	11.10	148.69	-0.09
	10/22/07	159.79	10.95	148.84	0.15
	11/06/07	159.79	11.20	148.59	-0.25
	01/14/08	159.79	8.41	151.38	2.79
	04/16/08	159.79	10.19	149.60	-1.78
	08/20/08	159.79	11.38	148.41	-1.19
MW-4	10/15/07	159.69	14.57	145.12	----
	10/18/07	159.69	14.92	144.77	-0.35
	10/22/07	159.69	14.65	145.04	0.27
	10/22/07	Well loaded with fresh water- surged for 15 minutes- water level dropping slowly @ 4.0 feet bgs			
	11/06/07	159.69	8.00	151.69	6.65
	01/14/08	159.69	8.77	150.92	-0.77
	04/16/08	159.69	9.94	149.75	-1.17
	08/20/08	159.69	11.42	148.27	-1.48

Depth to water measured from the top of well casing
ft amsl = feet above mean sea level

Table 5 Flow Direction and Hydraulic Gradient Summary
Piazza, 20957 Baker Road, Castro Valley, CA

Event	Date	Average Water Table Elevation (ft amsl)	Water Table Elevation Change (ft)	Hydraulic Gradient Flow Direction (ft/ft)
Develop wells	10/15/07	147.42	----	WSW to SSE to East
1	10/18/07	148.47	1.06	East to SE
Re-develop well	10/22/07	148.80	0.33	WSW to SSE to East
MW-4				
----	11/06/07	148.64	-0.16	0.002/SSE
2	01/14/08	151.22	2.58	0.010-0.029/SW
3	04/16/08	149.65	-1.57	0.004/SSE
4	08/20/08	148.42	-1.23	SSW to SE to East

Notes

**Table 6 Groundwater Analytical Data
Piazza, 20957 Baker Road, Castro Valley, CA**

Sample ID	Date	Depth to Water feet	TPH-g C6-C12	TPH-d C10-C23	TPH-mo C18+	TPH-bo C10+	MTBE	Benzene	Toluene	Ethylbenzene	Xylenes
			µg/L	µg/L	µg/L		µg/L	µg/L	µg/L	µg/L	µg/L
EPA Method 8015						EPA Method 8021B					
IN-1	10/18/07	10.89	ND<50	ND<50	ND<250	ND<100	ND<5.0	ND<0.5	ND<0.5	ND<0.5	ND<0.5
	1/14/2008	8.39	ND<50	ND<50	----	ND<250	ND<5.0	ND<0.5	ND<0.5	ND<0.5	ND<0.5
	04/16/08	10.21	ND<50	ND<50	----	ND<100	ND<5.0	ND<0.5	ND<0.5	ND<0.5	ND<0.5
	08/20/08	11.39	ND<50	ND<50	----	ND<100	ND<5.0	ND<0.5	ND<0.5	ND<0.5	ND<0.5
MW-1	10/18/07	11.64	ND<50	56	ND<250	140	ND<5.0	ND<0.5	ND<0.5	ND<0.5	ND<0.5
	1/14/2008	8.81	ND<50	ND<50	----	ND<250	ND<5.0	ND<0.5	ND<0.5	ND<0.5	ND<0.5
	04/16/08	8.98	ND<50	ND<50	----	ND<100	ND<5.0	ND<0.5	ND<0.5	ND<0.5	ND<0.5
	08/20/08	11.09	ND<50	ND<50	----	ND<100	ND<5.0	ND<0.5	ND<0.5	ND<0.5	ND<0.5
MW-2	10/18/07	11.74	ND<50	ND<50	ND<250	ND<100	ND<5.0	ND<0.5	ND<0.5	ND<0.5	ND<0.5
	1/14/2008	8.49	ND<50	ND<50	----	ND<250	ND<5.0	ND<0.5	ND<0.5	ND<0.5	ND<0.5
	04/16/08	10.38	ND<50	ND<50	----	ND<100	ND<5.0	ND<0.5	ND<0.5	ND<0.5	ND<0.5
	08/20/08	11.56	ND<50	ND<50	----	ND<100	ND<5.0	ND<0.5	ND<0.5	ND<0.5	ND<0.5
MW-3	10/18/07	11.10	ND<50	ND<50	ND<250	ND<100	ND<5.0	ND<0.5	ND<0.5	ND<0.5	ND<0.5
	1/14/2008	8.41	ND<50	ND<50	----	ND<250	ND<5.0	ND<0.5	ND<0.5	ND<0.5	ND<0.5
	04/16/08	10.19	ND<50	ND<50	----	ND<100	ND<5.0	ND<0.5	ND<0.5	ND<0.5	ND<0.5
	08/20/08	11.38	ND<50	ND<50	----	ND<100	ND<5.0	ND<0.5	ND<0.5	ND<0.5	ND<0.5
MW-4	10/18/07	14.82	ND<50	ND<50	ND<250	ND<100	ND<5.0	ND<0.5	ND<0.5	ND<0.5	ND<0.5
	1/14/2008	8.77	ND<50	ND<50	----	ND<250	ND<5.0	ND<0.5	ND<0.5	ND<0.5	ND<0.5
	04/16/08	9.94	ND<50	ND<50	----	ND<100	ND<5.0	ND<0.5	ND<0.5	ND<0.5	ND<0.5
	08/20/08	11.42	ND<50	ND<50	----	ND<100	ND<5.0	ND<0.5	ND<0.5	ND<0.5	ND<0.5
ESLs Residential			100	100	100	----	5.0	1.0	40	30	20
ESLs Commercial Industrial			210	210	210	----	1800	46	130	43	100

Notes

Bold concentration above detection limit

TPH-g = total petroleum hydrocarbons as gasoline

TPH-d = total petroleum hydrocarbons as diesel

TPH-mo = total petroleum hydrocarbons as motor oil

TPH-bo = total petroleum hydrocarbons as bunker oil

MTBE = methyl tert-butyl ether

µg/L = micrograms per liter (parts per billion)

ft amsl = feet above mean sea level


ND = Not reported at or above the indicated method detection limit

** = RWQCB ESLs November 2007, TABLE F-1a. Groundwater Screening levels,
Groundwater is a current or potential drinking water resource

**Table 7 Soil Vapor Data - RKI Eagle Gas Detector
Piazza, 20957 Baker Road, Castro Valley, CA**

Sample ID	Date	Vacuum	TVH	Methane	Oxygen	Carbon Dioxide
			ppmv			
MW-1	10/18/2007	11.64	0.0	0.0	20.8	0.4
	7/12/2008	----	0.0	0.0	9.8	8.8
MW-2	10/18/2007	11.74	0.0	0.0	15.9	2.9
	7/12/2008	----	0.0	0.0	10.5	7.7
MW-3	10/18/2007	11.1	0.0	0.0	7.9	7.3
	7/12/2008	----	0.0	0.0	10.5	7.7
MW-4	10/18/2007	14.92	0.0	0.0	19.0	1.3
	7/12/2008	----	0.0	0.0	11.3	6.0
IN-1	10/18/2007	10.89	0.0	0.0	12.4	5.0
	7/12/2008	----	0.0	0.0	9.2	9.4

TVH - Total Volatile Hydrocarbons 7?



APPENDIX C

**Torrent Laboratory, Inc.
Analytical Laboratory Reports**



Engeo (San Ramon)
2010 Crow Canyon Place, #250
San Ramon, California 94583
Tel: (925) 866-9000
Fax: (925) 866-0199
RE: Baker

Work Order No.: 1706188

Dear Kelsey Gerhart:

Torrent Laboratory, Inc. received 19 sample(s) on June 22, 2017 for the analyses presented in the following Report.

All data for associated QC met EPA or laboratory specification(s) except where noted in the case narrative.

Torrent Laboratory, Inc. is certified by the State of California, ELAP #1991. If you have any questions regarding these test results, please feel free to contact the Project Management Team at (408)263-5258; ext 204.

A handwritten signature in blue ink, appearing to read "Patti L. Sandroock", is written over a light blue horizontal line.

Patti L Sandroock
QA Officer

June 27, 2017

Date



Date: 6/27/2017

Client: Engeo (San Ramon)

Project: Baker

Work Order: 1706188

CASE NARRATIVE

No issues encountered with the receiving, preparation, analysis or reporting of the results associated with this work order.

Unless otherwise indicated in the following narrative, no results have been method and/or field blank corrected.

Reported results relate only to the items/samples tested by the laboratory.

This report shall not be reproduced, except in full, without the written approval of Torrent Analytical, Inc.



Sample Result Summary

Report prepared for: Kelsey Gerhart
 Engeo (San Ramon)

Date Received: 06/22/17
 Date Reported: 06/27/17

B-18 @4.5'-5'

1706188-001

<u>Parameters:</u>	<u>Analysis Method</u>	<u>DF</u>	<u>MDL</u>	<u>PQL</u>	<u>Results</u>	<u>Unit</u>
TPH as Diesel (SG)	SW8015B	1	0.85	2.0	2.31	mg/Kg

B-14 @4.5'-5'

1706188-002

<u>Parameters:</u>	<u>Analysis Method</u>	<u>DF</u>	<u>MDL</u>	<u>PQL</u>	<u>Results</u>	<u>Unit</u>
TPH as Diesel (SG)	SW8015B	1	0.85	2.0	3.17	mg/Kg

B-9 @4.5'-5'

1706188-003

<u>Parameters:</u>	<u>Analysis Method</u>	<u>DF</u>	<u>MDL</u>	<u>PQL</u>	<u>Results</u>	<u>Unit</u>
TPH as Diesel (SG)	SW8015B	1	0.85	2.0	4.68	mg/Kg

B-5 @4.5'-5'

1706188-004

<u>Parameters:</u>	<u>Analysis Method</u>	<u>DF</u>	<u>MDL</u>	<u>PQL</u>	<u>Results</u>	<u>Unit</u>
All compounds were non-detectable for this sample.						

B-1 @4.5'-5'

1706188-005

<u>Parameters:</u>	<u>Analysis Method</u>	<u>DF</u>	<u>MDL</u>	<u>PQL</u>	<u>Results</u>	<u>Unit</u>
All compounds were non-detectable for this sample.						

B-2 @4.5'-5'

1706188-006

<u>Parameters:</u>	<u>Analysis Method</u>	<u>DF</u>	<u>MDL</u>	<u>PQL</u>	<u>Results</u>	<u>Unit</u>
TPH as Diesel (SG)	SW8015B	1	0.85	2.0	3.26	mg/Kg

B-4 @4.5'-5'

1706188-007

<u>Parameters:</u>	<u>Analysis Method</u>	<u>DF</u>	<u>MDL</u>	<u>PQL</u>	<u>Results</u>	<u>Unit</u>
All compounds were non-detectable for this sample.						

B-3 @4.5'-5'

1706188-008

<u>Parameters:</u>	<u>Analysis Method</u>	<u>DF</u>	<u>MDL</u>	<u>PQL</u>	<u>Results</u>	<u>Unit</u>
TPH as Diesel (SG)	SW8015B	1	0.85	2.0	2.47	mg/Kg

B-6 @4.5'-5'

1706188-009

<u>Parameters:</u>	<u>Analysis Method</u>	<u>DF</u>	<u>MDL</u>	<u>PQL</u>	<u>Results</u>	<u>Unit</u>
All compounds were non-detectable for this sample.						



Sample Result Summary

Report prepared for: Kelsey Gerhart
 Engeo (San Ramon)

Date Received: 06/22/17

Date Reported: 06/27/17

B-8 @4.5'-5' 1706188-010

<u>Parameters:</u>	<u>Analysis Method</u>	<u>DF</u>	<u>MDL</u>	<u>PQL</u>	<u>Results</u>	<u>Unit</u>
TPH as Diesel (SG)	SW8015B	1	0.85	2.0	3.64	mg/Kg

B-7 @4.5'-5' 1706188-011

<u>Parameters:</u>	<u>Analysis Method</u>	<u>DF</u>	<u>MDL</u>	<u>PQL</u>	<u>Results</u>	<u>Unit</u>
TPH as Diesel (SG)	SW8015B	1	0.85	2.0	8.14	mg/Kg
TPH as Motor Oil (SG)	SW8015B	1	3.2	10	17.9	mg/Kg

B-7 @7.5'-8' 1706188-012

<u>Parameters:</u>	<u>Analysis Method</u>	<u>DF</u>	<u>MDL</u>	<u>PQL</u>	<u>Results</u>	<u>Unit</u>
TPH(Gasoline)	8260TPH	100	4300	10000	29500	ug/Kg
TPH as Diesel (SG)	SW8015B	100	85	200	2390	mg/Kg
Naphthalene	SW8260B	100	170	1000	221	ug/Kg

B-7 @9.5'-10' 1706188-013

<u>Parameters:</u>	<u>Analysis Method</u>	<u>DF</u>	<u>MDL</u>	<u>PQL</u>	<u>Results</u>	<u>Unit</u>
TPH(Gasoline)	8260TPH	100	4300	10000	95700	ug/Kg
TPH as Diesel (SG)	SW8015B	100	85	200	4990	mg/Kg
n-Butylbenzene	SW8260B	100	150	1000	275	ug/Kg

B-7 @11.5'-12' 1706188-014

<u>Parameters:</u>	<u>Analysis Method</u>	<u>DF</u>	<u>MDL</u>	<u>PQL</u>	<u>Results</u>	<u>Unit</u>
TPH as Diesel (SG)	SW8015B	1	0.85	2.0	23.7	mg/Kg

B-13 @4.5'-5' 1706188-015

<u>Parameters:</u>	<u>Analysis Method</u>	<u>DF</u>	<u>MDL</u>	<u>PQL</u>	<u>Results</u>	<u>Unit</u>
TPH as Diesel (SG)	SW8015B	1	0.85	2.0	6.96	mg/Kg
TPH as Motor Oil (SG)	SW8015B	1	3.2	10	12.7	mg/Kg

B-12 @4.5'-5' 1706188-016

<u>Parameters:</u>	<u>Analysis Method</u>	<u>DF</u>	<u>MDL</u>	<u>PQL</u>	<u>Results</u>	<u>Unit</u>
TPH as Diesel (SG)	SW8015B	1	0.85	2.0	7.48	mg/Kg
TPH as Motor Oil (SG)	SW8015B	1	3.2	10	12.5	mg/Kg

B-12 @7.5'-8' 1706188-017

<u>Parameters:</u>	<u>Analysis Method</u>	<u>DF</u>	<u>MDL</u>	<u>PQL</u>	<u>Results</u>	<u>Unit</u>
TPH as Diesel (SG)	SW8015B	1	0.85	2.0	2.05	mg/Kg



Sample Result Summary

Report prepared for: Kelsey Gerhart
Engeo (San Ramon)

Date Received: 06/22/17

Date Reported: 06/27/17

B-10 @4.5'-5'

1706188-018

<u>Parameters:</u>	<u>Analysis Method</u>	<u>DF</u>	<u>MDL</u>	<u>PQL</u>	<u>Results</u>	<u>Unit</u>
TPH as Diesel (SG)	SW8015B	1	0.85	2.0	5.67	mg/Kg
TPH as Motor Oil (SG)	SW8015B	1	3.2	10	19.6	mg/Kg

B-10 @7.5'-8'

1706188-019

<u>Parameters:</u>	<u>Analysis Method</u>	<u>DF</u>	<u>MDL</u>	<u>PQL</u>	<u>Results</u>	<u>Unit</u>
TPH as Diesel (SG)	SW8015B	1	0.85	2.0	7.31	mg/Kg
TPH as Motor Oil (SG)	SW8015B	1	3.2	10	17.8	mg/Kg



SAMPLE RESULTS

Report prepared for: Kelsey Gerhart
Engeo (San Ramon)

Date/Time Received: 06/22/17, 5:35 pm
Date Reported: 06/27/17

Client Sample ID:	B-18 @4.5'-5'	Lab Sample ID:	1706188-001A
Project Name/Location:	Baker	Sample Matrix:	Soil
Project Number:	13255.000.000		
Date/Time Sampled:	06/21/17 / 11:38		
SDG:			
Tag Number:	Baker Rd		

Prep Method: 3546_TPHSG	Prep Batch Date/Time: 6/26/17 3:59:00PM
Prep Batch ID: 7715	Prep Analyst: LIMBAT

Parameters:	Analysis Method	DF	MDL	PQL	Results	Q	Units	Analyzed	Time	By	Analytical Batch
TPH as Diesel (SG)	SW8015B	1	0.85	2.0	2.31	x	mg/Kg	06/26/17	17:29	mk	425023
TPH as Motor Oil (SG)	SW8015B	1	3.2	10	ND		mg/Kg	06/26/17	17:29	mk	425023
			Acceptance Limits								
Pentacosane (S)	SW8015B		59 - 129		109		%	06/26/17	17:29	mk	425023

NOTE: x- Chromatographic pattern does not resemble typical diesel reference standard; unknown organics within diesel range slightly heavier than diesel quantified as diesel.

Prep Method: 5035	Prep Batch Date/Time: 6/24/17 1:03:00AM
Prep Batch ID: 7748	Prep Analyst: BPATEL

Parameters:	Analysis Method	DF	MDL	PQL	Results	Q	Units	Analyzed	Time	By	Analytical Batch
Dichlorodifluoromethane	SW8260B	1	1.2	10	ND		ug/Kg	06/25/17	8:00	BP	425025
Chloromethane	SW8260B	1	1.8	10	ND		ug/Kg	06/25/17	8:00	BP	425025
Vinyl Chloride	SW8260B	1	2.0	10	ND		ug/Kg	06/25/17	8:00	BP	425025
Bromomethane	SW8260B	1	2.7	10	ND		ug/Kg	06/25/17	8:00	BP	425025
Chloroethane	SW8260B	1	3.0	10	ND		ug/Kg	06/25/17	8:00	BP	425025
Trichlorofluoromethane	SW8260B	1	2.1	10	ND		ug/Kg	06/25/17	8:00	BP	425025
1,1-Dichloroethene	SW8260B	1	2.0	10	ND		ug/Kg	06/25/17	8:00	BP	425025
Freon 113	SW8260B	1	1.9	10	ND		ug/Kg	06/25/17	8:00	BP	425025
Methylene Chloride	SW8260B	1	7.1	10	ND		ug/Kg	06/25/17	8:00	BP	425025
trans-1,2-Dichloroethene	SW8260B	1	2.1	10	ND		ug/Kg	06/25/17	8:00	BP	425025
MTBE	SW8260B	1	2.3	10	ND		ug/Kg	06/25/17	8:00	BP	425025
tert-Butanol	SW8260B	1	12	50	ND		ug/Kg	06/25/17	8:00	BP	425025
Diisopropyl ether (DIPE)	SW8260B	1	2.3	10	ND		ug/Kg	06/25/17	8:00	BP	425025
1,1-Dichloroethane	SW8260B	1	2.2	10	ND		ug/Kg	06/25/17	8:00	BP	425025
ETBE	SW8260B	1	2.3	10	ND		ug/Kg	06/25/17	8:00	BP	425025
cis-1,2-Dichloroethene	SW8260B	1	2.2	10	ND		ug/Kg	06/25/17	8:00	BP	425025
2,2-Dichloropropane	SW8260B	1	1.9	10	ND		ug/Kg	06/25/17	8:00	BP	425025
Bromochloromethane	SW8260B	1	2.3	10	ND		ug/Kg	06/25/17	8:00	BP	425025
Chloroform	SW8260B	1	2.4	10	ND		ug/Kg	06/25/17	8:00	BP	425025
Carbon Tetrachloride	SW8260B	1	2.1	10	ND		ug/Kg	06/25/17	8:00	BP	425025
1,1,1-Trichloroethane	SW8260B	1	2.1	10	ND		ug/Kg	06/25/17	8:00	BP	425025
1,1-Dichloropropene	SW8260B	1	2.0	10	ND		ug/Kg	06/25/17	8:00	BP	425025
Benzene	SW8260B	1	2.2	10	ND		ug/Kg	06/25/17	8:00	BP	425025



SAMPLE RESULTS

Report prepared for: Kelsey Gerhart
Engeo (San Ramon)

Date/Time Received: 06/22/17, 5:35 pm
Date Reported: 06/27/17

Client Sample ID:	B-18 @4.5'-5'	Lab Sample ID:	1706188-001A
Project Name/Location:	Baker	Sample Matrix:	Soil
Project Number:	13255.000.000		
Date/Time Sampled:	06/21/17 / 11:38		
SDG:			
Tag Number:	Baker Rd		

Prep Method: 5035	Prep Batch Date/Time: 6/24/17 1:03:00AM
Prep Batch ID: 7748	Prep Analyst: BPATEL

Parameters:	Analysis Method	DF	MDL	PQL	Results	Q	Units	Analyzed	Time	By	Analytical Batch
TAME	SW8260B	1	2.3	10	ND		ug/Kg	06/25/17	8:00	BP	425025
1,2-Dichloroethane	SW8260B	1	2.3	10	ND		ug/Kg	06/25/17	8:00	BP	425025
Trichloroethylene	SW8260B	1	1.8	10	ND		ug/Kg	06/25/17	8:00	BP	425025
Dibromomethane	SW8260B	1	1.8	10	ND		ug/Kg	06/25/17	8:00	BP	425025
1,2-Dichloropropane	SW8260B	1	1.9	10	ND		ug/Kg	06/25/17	8:00	BP	425025
Bromodichloromethane	SW8260B	1	2.0	10	ND		ug/Kg	06/25/17	8:00	BP	425025
cis-1,3-Dichloropropene	SW8260B	1	1.6	10	ND		ug/Kg	06/25/17	8:00	BP	425025
Toluene	SW8260B	1	1.8	10	ND		ug/Kg	06/25/17	8:00	BP	425025
Tetrachloroethylene	SW8260B	1	1.7	10	ND		ug/Kg	06/25/17	8:00	BP	425025
trans-1,3-Dichloropropene	SW8260B	1	1.6	10	ND		ug/Kg	06/25/17	8:00	BP	425025
1,1,2-Trichloroethane	SW8260B	1	1.8	10	ND		ug/Kg	06/25/17	8:00	BP	425025
Dibromochloromethane	SW8260B	1	1.9	10	ND		ug/Kg	06/25/17	8:00	BP	425025
1,3-Dichloropropane	SW8260B	1	1.8	10	ND		ug/Kg	06/25/17	8:00	BP	425025
1,2-Dibromoethane	SW8260B	1	1.8	10	ND		ug/Kg	06/25/17	8:00	BP	425025
Chlorobenzene	SW8260B	1	1.8	10	ND		ug/Kg	06/25/17	8:00	BP	425025
Ethyl Benzene	SW8260B	1	1.7	10	ND		ug/Kg	06/25/17	8:00	BP	425025
1,1,1,2-Tetrachloroethane	SW8260B	1	1.9	10	ND		ug/Kg	06/25/17	8:00	BP	425025
m,p-Xylene	SW8260B	1	3.2	10	ND		ug/Kg	06/25/17	8:00	BP	425025
o-Xylene	SW8260B	1	1.7	10	ND		ug/Kg	06/25/17	8:00	BP	425025
Styrene	SW8260B	1	1.6	10	ND		ug/Kg	06/25/17	8:00	BP	425025
Bromoform	SW8260B	1	1.7	10	ND		ug/Kg	06/25/17	8:00	BP	425025
Isopropyl Benzene	SW8260B	1	1.6	10	ND		ug/Kg	06/25/17	8:00	BP	425025
n-Propylbenzene	SW8260B	1	1.6	10	ND		ug/Kg	06/25/17	8:00	BP	425025
Bromobenzene	SW8260B	1	1.8	10	ND		ug/Kg	06/25/17	8:00	BP	425025
1,1,2,2-Tetrachloroethane	SW8260B	1	1.9	10	ND		ug/Kg	06/25/17	8:00	BP	425025
2-Chlorotoluene	SW8260B	1	1.8	10	ND		ug/Kg	06/25/17	8:00	BP	425025
1,3,5-Trimethylbenzene	SW8260B	1	1.6	10	ND		ug/Kg	06/25/17	8:00	BP	425025
1,2,3-Trichloropropane	SW8260B	1	1.9	10	ND		ug/Kg	06/25/17	8:00	BP	425025
4-Chlorotoluene	SW8260B	1	1.6	10	ND		ug/Kg	06/25/17	8:00	BP	425025
tert-Butylbenzene	SW8260B	1	1.6	10	ND		ug/Kg	06/25/17	8:00	BP	425025
1,2,4-Trimethylbenzene	SW8260B	1	1.4	10	ND		ug/Kg	06/25/17	8:00	BP	425025
sec-Butyl Benzene	SW8260B	1	1.6	10	ND		ug/Kg	06/25/17	8:00	BP	425025
p-Isopropyltoluene	SW8260B	1	1.5	10	ND		ug/Kg	06/25/17	8:00	BP	425025
1,3-Dichlorobenzene	SW8260B	1	1.7	10	ND		ug/Kg	06/25/17	8:00	BP	425025
1,4-Dichlorobenzene	SW8260B	1	1.7	10	ND		ug/Kg	06/25/17	8:00	BP	425025



SAMPLE RESULTS

Report prepared for: Kelsey Gerhart
Engeo (San Ramon)

Date/Time Received: 06/22/17, 5:35 pm
Date Reported: 06/27/17

Client Sample ID:	B-18 @4.5'-5'	Lab Sample ID:	1706188-001A
Project Name/Location:	Baker	Sample Matrix:	Soil
Project Number:	13255.000.000		
Date/Time Sampled:	06/21/17 / 11:38		
SDG:			
Tag Number:	Baker Rd		

Prep Method: 5035	Prep Batch Date/Time: 6/24/17	1:03:00AM
Prep Batch ID: 7748	Prep Analyst:	BPATEL

Parameters:	Analysis Method	DF	MDL	PQL	Results	Q	Units	Analyzed	Time	By	Analytical Batch
n-Butylbenzene	SW8260B	1	1.5	10	ND		ug/Kg	06/25/17	8:00	BP	425025
1,2-Dichlorobenzene	SW8260B	1	1.8	10	ND		ug/Kg	06/25/17	8:00	BP	425025
1,2-Dibromo-3-Chloropropane	SW8260B	1	1.8	10	ND		ug/Kg	06/25/17	8:00	BP	425025
Hexachlorobutadiene	SW8260B	1	1.4	10	ND		ug/Kg	06/25/17	8:00	BP	425025
1,2,4-Trichlorobenzene	SW8260B	1	1.5	10	ND		ug/Kg	06/25/17	8:00	BP	425025
Naphthalene	SW8260B	1	1.7	10	ND		ug/Kg	06/25/17	8:00	BP	425025
1,2,3-Trichlorobenzene	SW8260B	1	1.7	10	ND		ug/Kg	06/25/17	8:00	BP	425025
2-Butanone (MEK)	SW8260B	1	2.3	10	ND		ug/Kg	06/25/17	8:00	BP	425025
(S) Dibromofluoromethane	SW8260B		59.8 - 148		107		%	06/25/17	8:00	BP	425025
(S) Toluene-d8	SW8260B		55.2 - 133		100		%	06/25/17	8:00	BP	425025
(S) 4-Bromofluorobenzene	SW8260B		55.8 - 141		99.6		%	06/25/17	8:00	BP	425025

Prep Method: 5035GRO	Prep Batch Date/Time: 6/24/17	1:03:00AM
Prep Batch ID: 7751	Prep Analyst:	BPATEL

Parameters:	Analysis Method	DF	MDL	PQL	Results	Q	Units	Analyzed	Time	By	Analytical Batch
TPH(Gasoline)	8260TPH	1	43	100	ND		ug/Kg	06/25/17	8:00	BP	425025
(S) 4-Bromofluorobenzene	8260TPH		43.9 - 127		55.4		%	06/25/17	8:00	BP	425025



SAMPLE RESULTS

Report prepared for: Kelsey Gerhart
Engeo (San Ramon)

Date/Time Received: 06/22/17, 5:35 pm
Date Reported: 06/27/17

Client Sample ID:	B-14 @4.5'-5'	Lab Sample ID:	1706188-002A
Project Name/Location:	Baker	Sample Matrix:	Soil
Project Number:	13255.000.000		
Date/Time Sampled:	06/21/17 / 11:50		
SDG:			
Tag Number:	Baker Rd		

Prep Method: 3546_TPHSG	Prep Batch Date/Time: 6/26/17	3:59:00PM
Prep Batch ID: 7715	Prep Analyst:	LIMBAT

Parameters:	Analysis Method	DF	MDL	PQL	Results	Q	Units	Analyzed	Time	By	Analytical Batch
TPH as Diesel (SG)	SW8015B	1	0.85	2.0	3.17	x	mg/Kg	06/26/17	17:51	mk	425023
TPH as Motor Oil (SG)	SW8015B	1	3.2	10	ND		mg/Kg	06/26/17	17:51	mk	425023
			Acceptance Limits								
Pentacosane (S)	SW8015B		59 - 129		89.2		%	06/26/17	17:51	mk	425023

NOTE: x- Chromatographic pattern does not resemble typical diesel reference standard; unknown organics within diesel range slightly heavier than diesel quantified as diesel.

Prep Method: 5035	Prep Batch Date/Time: 6/24/17	1:03:00AM
Prep Batch ID: 7748	Prep Analyst:	BPATEL

Parameters:	Analysis Method	DF	MDL	PQL	Results	Q	Units	Analyzed	Time	By	Analytical Batch
Dichlorodifluoromethane	SW8260B	1	1.2	10	ND		ug/Kg	06/25/17	8:32	BP	425025
Chloromethane	SW8260B	1	1.8	10	ND		ug/Kg	06/25/17	8:32	BP	425025
Vinyl Chloride	SW8260B	1	2.0	10	ND		ug/Kg	06/25/17	8:32	BP	425025
Bromomethane	SW8260B	1	2.7	10	ND		ug/Kg	06/25/17	8:32	BP	425025
Chloroethane	SW8260B	1	3.0	10	ND		ug/Kg	06/25/17	8:32	BP	425025
Trichlorofluoromethane	SW8260B	1	2.1	10	ND		ug/Kg	06/25/17	8:32	BP	425025
1,1-Dichloroethene	SW8260B	1	2.0	10	ND		ug/Kg	06/25/17	8:32	BP	425025
Freon 113	SW8260B	1	1.9	10	ND		ug/Kg	06/25/17	8:32	BP	425025
Methylene Chloride	SW8260B	1	7.1	10	ND		ug/Kg	06/25/17	8:32	BP	425025
trans-1,2-Dichloroethene	SW8260B	1	2.1	10	ND		ug/Kg	06/25/17	8:32	BP	425025
MTBE	SW8260B	1	2.3	10	ND		ug/Kg	06/25/17	8:32	BP	425025
tert-Butanol	SW8260B	1	12	50	ND		ug/Kg	06/25/17	8:32	BP	425025
Diisopropyl ether (DIPE)	SW8260B	1	2.3	10	ND		ug/Kg	06/25/17	8:32	BP	425025
1,1-Dichloroethane	SW8260B	1	2.2	10	ND		ug/Kg	06/25/17	8:32	BP	425025
ETBE	SW8260B	1	2.3	10	ND		ug/Kg	06/25/17	8:32	BP	425025
cis-1,2-Dichloroethene	SW8260B	1	2.2	10	ND		ug/Kg	06/25/17	8:32	BP	425025
2,2-Dichloropropane	SW8260B	1	1.9	10	ND		ug/Kg	06/25/17	8:32	BP	425025
Bromochloromethane	SW8260B	1	2.3	10	ND		ug/Kg	06/25/17	8:32	BP	425025
Chloroform	SW8260B	1	2.4	10	ND		ug/Kg	06/25/17	8:32	BP	425025
Carbon Tetrachloride	SW8260B	1	2.1	10	ND		ug/Kg	06/25/17	8:32	BP	425025
1,1,1-Trichloroethane	SW8260B	1	2.1	10	ND		ug/Kg	06/25/17	8:32	BP	425025
1,1-Dichloropropene	SW8260B	1	2.0	10	ND		ug/Kg	06/25/17	8:32	BP	425025
Benzene	SW8260B	1	2.2	10	ND		ug/Kg	06/25/17	8:32	BP	425025



SAMPLE RESULTS

Report prepared for: Kelsey Gerhart
Engeo (San Ramon)

Date/Time Received: 06/22/17, 5:35 pm
Date Reported: 06/27/17

Client Sample ID:	B-14 @4.5'-5'	Lab Sample ID:	1706188-002A
Project Name/Location:	Baker	Sample Matrix:	Soil
Project Number:	13255.000.000		
Date/Time Sampled:	06/21/17 / 11:50		
SDG:			
Tag Number:	Baker Rd		

Prep Method: 5035	Prep Batch Date/Time: 6/24/17 1:03:00AM
Prep Batch ID: 7748	Prep Analyst: BPATEL

Parameters:	Analysis Method	DF	MDL	PQL	Results	Q	Units	Analyzed	Time	By	Analytical Batch
TAME	SW8260B	1	2.3	10	ND		ug/Kg	06/25/17	8:32	BP	425025
1,2-Dichloroethane	SW8260B	1	2.3	10	ND		ug/Kg	06/25/17	8:32	BP	425025
Trichloroethylene	SW8260B	1	1.8	10	ND		ug/Kg	06/25/17	8:32	BP	425025
Dibromomethane	SW8260B	1	1.8	10	ND		ug/Kg	06/25/17	8:32	BP	425025
1,2-Dichloropropane	SW8260B	1	1.9	10	ND		ug/Kg	06/25/17	8:32	BP	425025
Bromodichloromethane	SW8260B	1	2.0	10	ND		ug/Kg	06/25/17	8:32	BP	425025
cis-1,3-Dichloropropene	SW8260B	1	1.6	10	ND		ug/Kg	06/25/17	8:32	BP	425025
Toluene	SW8260B	1	1.8	10	ND		ug/Kg	06/25/17	8:32	BP	425025
Tetrachloroethylene	SW8260B	1	1.7	10	ND		ug/Kg	06/25/17	8:32	BP	425025
trans-1,3-Dichloropropene	SW8260B	1	1.6	10	ND		ug/Kg	06/25/17	8:32	BP	425025
1,1,2-Trichloroethane	SW8260B	1	1.8	10	ND		ug/Kg	06/25/17	8:32	BP	425025
Dibromochloromethane	SW8260B	1	1.9	10	ND		ug/Kg	06/25/17	8:32	BP	425025
1,3-Dichloropropane	SW8260B	1	1.8	10	ND		ug/Kg	06/25/17	8:32	BP	425025
1,2-Dibromoethane	SW8260B	1	1.8	10	ND		ug/Kg	06/25/17	8:32	BP	425025
Chlorobenzene	SW8260B	1	1.8	10	ND		ug/Kg	06/25/17	8:32	BP	425025
Ethyl Benzene	SW8260B	1	1.7	10	ND		ug/Kg	06/25/17	8:32	BP	425025
1,1,1,2-Tetrachloroethane	SW8260B	1	1.9	10	ND		ug/Kg	06/25/17	8:32	BP	425025
m,p-Xylene	SW8260B	1	3.2	10	ND		ug/Kg	06/25/17	8:32	BP	425025
o-Xylene	SW8260B	1	1.7	10	ND		ug/Kg	06/25/17	8:32	BP	425025
Styrene	SW8260B	1	1.6	10	ND		ug/Kg	06/25/17	8:32	BP	425025
Bromoform	SW8260B	1	1.7	10	ND		ug/Kg	06/25/17	8:32	BP	425025
Isopropyl Benzene	SW8260B	1	1.6	10	ND		ug/Kg	06/25/17	8:32	BP	425025
n-Propylbenzene	SW8260B	1	1.6	10	ND		ug/Kg	06/25/17	8:32	BP	425025
Bromobenzene	SW8260B	1	1.8	10	ND		ug/Kg	06/25/17	8:32	BP	425025
1,1,2,2-Tetrachloroethane	SW8260B	1	1.9	10	ND		ug/Kg	06/25/17	8:32	BP	425025
2-Chlorotoluene	SW8260B	1	1.8	10	ND		ug/Kg	06/25/17	8:32	BP	425025
1,3,5-Trimethylbenzene	SW8260B	1	1.6	10	ND		ug/Kg	06/25/17	8:32	BP	425025
1,2,3-Trichloropropane	SW8260B	1	1.9	10	ND		ug/Kg	06/25/17	8:32	BP	425025
4-Chlorotoluene	SW8260B	1	1.6	10	ND		ug/Kg	06/25/17	8:32	BP	425025
tert-Butylbenzene	SW8260B	1	1.6	10	ND		ug/Kg	06/25/17	8:32	BP	425025
1,2,4-Trimethylbenzene	SW8260B	1	1.4	10	ND		ug/Kg	06/25/17	8:32	BP	425025
sec-Butyl Benzene	SW8260B	1	1.6	10	ND		ug/Kg	06/25/17	8:32	BP	425025
p-Isopropyltoluene	SW8260B	1	1.5	10	ND		ug/Kg	06/25/17	8:32	BP	425025
1,3-Dichlorobenzene	SW8260B	1	1.7	10	ND		ug/Kg	06/25/17	8:32	BP	425025
1,4-Dichlorobenzene	SW8260B	1	1.7	10	ND		ug/Kg	06/25/17	8:32	BP	425025



SAMPLE RESULTS

Report prepared for: Kelsey Gerhart
Engeo (San Ramon)

Date/Time Received: 06/22/17, 5:35 pm
Date Reported: 06/27/17

Client Sample ID:	B-14 @4.5'-5'	Lab Sample ID:	1706188-002A
Project Name/Location:	Baker	Sample Matrix:	Soil
Project Number:	13255.000.000		
Date/Time Sampled:	06/21/17 / 11:50		
SDG:			
Tag Number:	Baker Rd		

Prep Method: 5035	Prep Batch Date/Time: 6/24/17	1:03:00AM
Prep Batch ID: 7748	Prep Analyst:	BPATEL

Parameters:	Analysis Method	DF	MDL	PQL	Results	Q	Units	Analyzed	Time	By	Analytical Batch
n-Butylbenzene	SW8260B	1	1.5	10	ND		ug/Kg	06/25/17	8:32	BP	425025
1,2-Dichlorobenzene	SW8260B	1	1.8	10	ND		ug/Kg	06/25/17	8:32	BP	425025
1,2-Dibromo-3-Chloropropane	SW8260B	1	1.8	10	ND		ug/Kg	06/25/17	8:32	BP	425025
Hexachlorobutadiene	SW8260B	1	1.4	10	ND		ug/Kg	06/25/17	8:32	BP	425025
1,2,4-Trichlorobenzene	SW8260B	1	1.5	10	ND		ug/Kg	06/25/17	8:32	BP	425025
Naphthalene	SW8260B	1	1.7	10	ND		ug/Kg	06/25/17	8:32	BP	425025
1,2,3-Trichlorobenzene	SW8260B	1	1.7	10	ND		ug/Kg	06/25/17	8:32	BP	425025
2-Butanone (MEK)	SW8260B	1	2.3	10	ND		ug/Kg	06/25/17	8:32	BP	425025
(S) Dibromofluoromethane	SW8260B		59.8 - 148		106		%	06/25/17	8:32	BP	425025
(S) Toluene-d8	SW8260B		55.2 - 133		101		%	06/25/17	8:32	BP	425025
(S) 4-Bromofluorobenzene	SW8260B		55.8 - 141		103		%	06/25/17	8:32	BP	425025

Prep Method: 5035GRO	Prep Batch Date/Time: 6/24/17	1:03:00AM
Prep Batch ID: 7751	Prep Analyst:	BPATEL

Parameters:	Analysis Method	DF	MDL	PQL	Results	Q	Units	Analyzed	Time	By	Analytical Batch
TPH(Gasoline)	8260TPH	1	43	100	ND		ug/Kg	06/25/17	8:32	BP	425025
(S) 4-Bromofluorobenzene	8260TPH		43.9 - 127		57.9		%	06/25/17	8:32	BP	425025



SAMPLE RESULTS

Report prepared for: Kelsey Gerhart
Engeo (San Ramon)

Date/Time Received: 06/22/17, 5:35 pm
Date Reported: 06/27/17

Client Sample ID:	B-9 @4.5'-5'	Lab Sample ID:	1706188-003A
Project Name/Location:	Baker	Sample Matrix:	Soil
Project Number:	13255.000.000		
Date/Time Sampled:	06/21/17 / 12:00		
SDG:			
Tag Number:	Baker Rd		

Prep Method: 3546_TPHSG	Prep Batch Date/Time: 6/26/17	3:59:00PM
Prep Batch ID: 7715	Prep Analyst:	LIMBAT

Parameters:	Analysis Method	DF	MDL	PQL	Results	Q	Units	Analyzed	Time	By	Analytical Batch
TPH as Diesel (SG)	SW8015B	1	0.85	2.0	4.68	x	mg/Kg	06/26/17	18:26	mk	425023
TPH as Motor Oil (SG)	SW8015B	1	3.2	10	ND		mg/Kg	06/26/17	18:26	mk	425023
Acceptance Limits											
Pentacosane (S)	SW8015B		59 - 129		105		%	06/26/17	18:26	mk	425023

NOTE: x- Chromatographic pattern does not resemble typical diesel reference standard; unknown organics within diesel range slightly heavier than diesel quantified as diesel.

Prep Method: 5035	Prep Batch Date/Time: 6/24/17	1:03:00AM
Prep Batch ID: 7748	Prep Analyst:	BPATEL

Parameters:	Analysis Method	DF	MDL	PQL	Results	Q	Units	Analyzed	Time	By	Analytical Batch
Dichlorodifluoromethane	SW8260B	1	1.2	10	ND		ug/Kg	06/25/17	9:04	BP	425025
Chloromethane	SW8260B	1	1.8	10	ND		ug/Kg	06/25/17	9:04	BP	425025
Vinyl Chloride	SW8260B	1	2.0	10	ND		ug/Kg	06/25/17	9:04	BP	425025
Bromomethane	SW8260B	1	2.7	10	ND		ug/Kg	06/25/17	9:04	BP	425025
Chloroethane	SW8260B	1	3.0	10	ND		ug/Kg	06/25/17	9:04	BP	425025
Trichlorofluoromethane	SW8260B	1	2.1	10	ND		ug/Kg	06/25/17	9:04	BP	425025
1,1-Dichloroethene	SW8260B	1	2.0	10	ND		ug/Kg	06/25/17	9:04	BP	425025
Freon 113	SW8260B	1	1.9	10	ND		ug/Kg	06/25/17	9:04	BP	425025
Methylene Chloride	SW8260B	1	7.1	10	ND		ug/Kg	06/25/17	9:04	BP	425025
trans-1,2-Dichloroethene	SW8260B	1	2.1	10	ND		ug/Kg	06/25/17	9:04	BP	425025
MTBE	SW8260B	1	2.3	10	ND		ug/Kg	06/25/17	9:04	BP	425025
tert-Butanol	SW8260B	1	12	50	ND		ug/Kg	06/25/17	9:04	BP	425025
Diisopropyl ether (DIPE)	SW8260B	1	2.3	10	ND		ug/Kg	06/25/17	9:04	BP	425025
1,1-Dichloroethane	SW8260B	1	2.2	10	ND		ug/Kg	06/25/17	9:04	BP	425025
ETBE	SW8260B	1	2.3	10	ND		ug/Kg	06/25/17	9:04	BP	425025
cis-1,2-Dichloroethene	SW8260B	1	2.2	10	ND		ug/Kg	06/25/17	9:04	BP	425025
2,2-Dichloropropane	SW8260B	1	1.9	10	ND		ug/Kg	06/25/17	9:04	BP	425025
Bromochloromethane	SW8260B	1	2.3	10	ND		ug/Kg	06/25/17	9:04	BP	425025
Chloroform	SW8260B	1	2.4	10	ND		ug/Kg	06/25/17	9:04	BP	425025
Carbon Tetrachloride	SW8260B	1	2.1	10	ND		ug/Kg	06/25/17	9:04	BP	425025
1,1,1-Trichloroethane	SW8260B	1	2.1	10	ND		ug/Kg	06/25/17	9:04	BP	425025
1,1-Dichloropropene	SW8260B	1	2.0	10	ND		ug/Kg	06/25/17	9:04	BP	425025
Benzene	SW8260B	1	2.2	10	ND		ug/Kg	06/25/17	9:04	BP	425025



SAMPLE RESULTS

Report prepared for: Kelsey Gerhart
Engeo (San Ramon)

Date/Time Received: 06/22/17, 5:35 pm
Date Reported: 06/27/17

Client Sample ID:	B-9 @4.5'-5'	Lab Sample ID:	1706188-003A
Project Name/Location:	Baker	Sample Matrix:	Soil
Project Number:	13255.000.000		
Date/Time Sampled:	06/21/17 / 12:00		
SDG:			
Tag Number:	Baker Rd		

Prep Method: 5035	Prep Batch Date/Time: 6/24/17 1:03:00AM
Prep Batch ID: 7748	Prep Analyst: BPATEL

Parameters:	Analysis Method	DF	MDL	PQL	Results	Q	Units	Analyzed	Time	By	Analytical Batch
TAME	SW8260B	1	2.3	10	ND		ug/Kg	06/25/17	9:04	BP	425025
1,2-Dichloroethane	SW8260B	1	2.3	10	ND		ug/Kg	06/25/17	9:04	BP	425025
Trichloroethylene	SW8260B	1	1.8	10	ND		ug/Kg	06/25/17	9:04	BP	425025
Dibromomethane	SW8260B	1	1.8	10	ND		ug/Kg	06/25/17	9:04	BP	425025
1,2-Dichloropropane	SW8260B	1	1.9	10	ND		ug/Kg	06/25/17	9:04	BP	425025
Bromodichloromethane	SW8260B	1	2.0	10	ND		ug/Kg	06/25/17	9:04	BP	425025
cis-1,3-Dichloropropene	SW8260B	1	1.6	10	ND		ug/Kg	06/25/17	9:04	BP	425025
Toluene	SW8260B	1	1.8	10	ND		ug/Kg	06/25/17	9:04	BP	425025
Tetrachloroethylene	SW8260B	1	1.7	10	ND		ug/Kg	06/25/17	9:04	BP	425025
trans-1,3-Dichloropropene	SW8260B	1	1.6	10	ND		ug/Kg	06/25/17	9:04	BP	425025
1,1,2-Trichloroethane	SW8260B	1	1.8	10	ND		ug/Kg	06/25/17	9:04	BP	425025
Dibromochloromethane	SW8260B	1	1.9	10	ND		ug/Kg	06/25/17	9:04	BP	425025
1,3-Dichloropropane	SW8260B	1	1.8	10	ND		ug/Kg	06/25/17	9:04	BP	425025
1,2-Dibromoethane	SW8260B	1	1.8	10	ND		ug/Kg	06/25/17	9:04	BP	425025
Chlorobenzene	SW8260B	1	1.8	10	ND		ug/Kg	06/25/17	9:04	BP	425025
Ethyl Benzene	SW8260B	1	1.7	10	ND		ug/Kg	06/25/17	9:04	BP	425025
1,1,1,2-Tetrachloroethane	SW8260B	1	1.9	10	ND		ug/Kg	06/25/17	9:04	BP	425025
m,p-Xylene	SW8260B	1	3.2	10	ND		ug/Kg	06/25/17	9:04	BP	425025
o-Xylene	SW8260B	1	1.7	10	ND		ug/Kg	06/25/17	9:04	BP	425025
Styrene	SW8260B	1	1.6	10	ND		ug/Kg	06/25/17	9:04	BP	425025
Bromoform	SW8260B	1	1.7	10	ND		ug/Kg	06/25/17	9:04	BP	425025
Isopropyl Benzene	SW8260B	1	1.6	10	ND		ug/Kg	06/25/17	9:04	BP	425025
n-Propylbenzene	SW8260B	1	1.6	10	ND		ug/Kg	06/25/17	9:04	BP	425025
Bromobenzene	SW8260B	1	1.8	10	ND		ug/Kg	06/25/17	9:04	BP	425025
1,1,2,2-Tetrachloroethane	SW8260B	1	1.9	10	ND		ug/Kg	06/25/17	9:04	BP	425025
2-Chlorotoluene	SW8260B	1	1.8	10	ND		ug/Kg	06/25/17	9:04	BP	425025
1,3,5-Trimethylbenzene	SW8260B	1	1.6	10	ND		ug/Kg	06/25/17	9:04	BP	425025
1,2,3-Trichloropropane	SW8260B	1	1.9	10	ND		ug/Kg	06/25/17	9:04	BP	425025
4-Chlorotoluene	SW8260B	1	1.6	10	ND		ug/Kg	06/25/17	9:04	BP	425025
tert-Butylbenzene	SW8260B	1	1.6	10	ND		ug/Kg	06/25/17	9:04	BP	425025
1,2,4-Trimethylbenzene	SW8260B	1	1.4	10	ND		ug/Kg	06/25/17	9:04	BP	425025
sec-Butyl Benzene	SW8260B	1	1.6	10	ND		ug/Kg	06/25/17	9:04	BP	425025
p-Isopropyltoluene	SW8260B	1	1.5	10	ND		ug/Kg	06/25/17	9:04	BP	425025
1,3-Dichlorobenzene	SW8260B	1	1.7	10	ND		ug/Kg	06/25/17	9:04	BP	425025
1,4-Dichlorobenzene	SW8260B	1	1.7	10	ND		ug/Kg	06/25/17	9:04	BP	425025



SAMPLE RESULTS

Report prepared for: Kelsey Gerhart
Engeo (San Ramon)

Date/Time Received: 06/22/17, 5:35 pm
Date Reported: 06/27/17

Client Sample ID:	B-9 @4.5'-5'	Lab Sample ID:	1706188-003A
Project Name/Location:	Baker	Sample Matrix:	Soil
Project Number:	13255.000.000		
Date/Time Sampled:	06/21/17 / 12:00		
SDG:			
Tag Number:	Baker Rd		

Prep Method: 5035	Prep Batch Date/Time: 6/24/17	1:03:00AM
Prep Batch ID: 7748	Prep Analyst:	BPATEL

Parameters:	Analysis Method	DF	MDL	PQL	Results	Q	Units	Analyzed	Time	By	Analytical Batch
n-Butylbenzene	SW8260B	1	1.5	10	ND		ug/Kg	06/25/17	9:04	BP	425025
1,2-Dichlorobenzene	SW8260B	1	1.8	10	ND		ug/Kg	06/25/17	9:04	BP	425025
1,2-Dibromo-3-Chloropropane	SW8260B	1	1.8	10	ND		ug/Kg	06/25/17	9:04	BP	425025
Hexachlorobutadiene	SW8260B	1	1.4	10	ND		ug/Kg	06/25/17	9:04	BP	425025
1,2,4-Trichlorobenzene	SW8260B	1	1.5	10	ND		ug/Kg	06/25/17	9:04	BP	425025
Naphthalene	SW8260B	1	1.7	10	ND		ug/Kg	06/25/17	9:04	BP	425025
1,2,3-Trichlorobenzene	SW8260B	1	1.7	10	ND		ug/Kg	06/25/17	9:04	BP	425025
2-Butanone (MEK)	SW8260B	1	2.3	10	ND		ug/Kg	06/25/17	9:04	BP	425025
(S) Dibromofluoromethane	SW8260B		59.8 - 148		107		%	06/25/17	9:04	BP	425025
(S) Toluene-d8	SW8260B		55.2 - 133		104		%	06/25/17	9:04	BP	425025
(S) 4-Bromofluorobenzene	SW8260B		55.8 - 141		103		%	06/25/17	9:04	BP	425025

Prep Method: 5035GRO	Prep Batch Date/Time: 6/24/17	1:03:00AM
Prep Batch ID: 7751	Prep Analyst:	BPATEL

Parameters:	Analysis Method	DF	MDL	PQL	Results	Q	Units	Analyzed	Time	By	Analytical Batch
TPH(Gasoline)	8260TPH	1	43	100	ND		ug/Kg	06/25/17	9:04	BP	425025
(S) 4-Bromofluorobenzene	8260TPH		43.9 - 127		56.6		%	06/25/17	9:04	BP	425025



SAMPLE RESULTS

Report prepared for: Kelsey Gerhart
Engeo (San Ramon)

Date/Time Received: 06/22/17, 5:35 pm
Date Reported: 06/27/17

Client Sample ID:	B-5 @4.5'-5'	Lab Sample ID:	1706188-004A
Project Name/Location:	Baker	Sample Matrix:	Soil
Project Number:	13255.000.000		
Date/Time Sampled:	06/22/17 / 7:15		
SDG:			
Tag Number:	Baker Rd		

Prep Method: 3546_TPHSG	Prep Batch Date/Time: 6/26/17	3:59:00PM
Prep Batch ID: 7715	Prep Analyst:	LIMBAT

Parameters:	Analysis Method	DF	MDL	PQL	Results	Q	Units	Analyzed	Time	By	Analytical Batch
TPH as Diesel (SG)	SW8015B	1	0.85	2.0	ND		mg/Kg	06/26/17	18:48	mk	425023
TPH as Motor Oil (SG)	SW8015B	1	3.2	10	ND		mg/Kg	06/26/17	18:48	mk	425023
			Acceptance Limits								
Pentacosane (S)	SW8015B		59 - 129		101		%	06/26/17	18:48	mk	425023

Prep Method: 5035	Prep Batch Date/Time: 6/24/17	1:03:00AM
Prep Batch ID: 7748	Prep Analyst:	BPATEL

Parameters:	Analysis Method	DF	MDL	PQL	Results	Q	Units	Analyzed	Time	By	Analytical Batch
Dichlorodifluoromethane	SW8260B	1	1.2	10	ND		ug/Kg	06/25/17	9:36	BP	425025
Chloromethane	SW8260B	1	1.8	10	ND		ug/Kg	06/25/17	9:36	BP	425025
Vinyl Chloride	SW8260B	1	2.0	10	ND		ug/Kg	06/25/17	9:36	BP	425025
Bromomethane	SW8260B	1	2.7	10	ND		ug/Kg	06/25/17	9:36	BP	425025
Chloroethane	SW8260B	1	3.0	10	ND		ug/Kg	06/25/17	9:36	BP	425025
Trichlorofluoromethane	SW8260B	1	2.1	10	ND		ug/Kg	06/25/17	9:36	BP	425025
1,1-Dichloroethene	SW8260B	1	2.0	10	ND		ug/Kg	06/25/17	9:36	BP	425025
Freon 113	SW8260B	1	1.9	10	ND		ug/Kg	06/25/17	9:36	BP	425025
Methylene Chloride	SW8260B	1	7.1	10	ND		ug/Kg	06/25/17	9:36	BP	425025
trans-1,2-Dichloroethene	SW8260B	1	2.1	10	ND		ug/Kg	06/25/17	9:36	BP	425025
MTBE	SW8260B	1	2.3	10	ND		ug/Kg	06/25/17	9:36	BP	425025
tert-Butanol	SW8260B	1	12	50	ND		ug/Kg	06/25/17	9:36	BP	425025
Diisopropyl ether (DIPE)	SW8260B	1	2.3	10	ND		ug/Kg	06/25/17	9:36	BP	425025
1,1-Dichloroethane	SW8260B	1	2.2	10	ND		ug/Kg	06/25/17	9:36	BP	425025
ETBE	SW8260B	1	2.3	10	ND		ug/Kg	06/25/17	9:36	BP	425025
cis-1,2-Dichloroethene	SW8260B	1	2.2	10	ND		ug/Kg	06/25/17	9:36	BP	425025
2,2-Dichloropropane	SW8260B	1	1.9	10	ND		ug/Kg	06/25/17	9:36	BP	425025
Bromochloromethane	SW8260B	1	2.3	10	ND		ug/Kg	06/25/17	9:36	BP	425025
Chloroform	SW8260B	1	2.4	10	ND		ug/Kg	06/25/17	9:36	BP	425025
Carbon Tetrachloride	SW8260B	1	2.1	10	ND		ug/Kg	06/25/17	9:36	BP	425025
1,1,1-Trichloroethane	SW8260B	1	2.1	10	ND		ug/Kg	06/25/17	9:36	BP	425025
1,1-Dichloropropene	SW8260B	1	2.0	10	ND		ug/Kg	06/25/17	9:36	BP	425025
Benzene	SW8260B	1	2.2	10	ND		ug/Kg	06/25/17	9:36	BP	425025
TAME	SW8260B	1	2.3	10	ND		ug/Kg	06/25/17	9:36	BP	425025
1,2-Dichloroethane	SW8260B	1	2.3	10	ND		ug/Kg	06/25/17	9:36	BP	425025



SAMPLE RESULTS

Report prepared for: Kelsey Gerhart
Engeo (San Ramon)

Date/Time Received: 06/22/17, 5:35 pm
Date Reported: 06/27/17

Client Sample ID:	B-5 @4.5'-5'	Lab Sample ID:	1706188-004A
Project Name/Location:	Baker	Sample Matrix:	Soil
Project Number:	13255.000.000		
Date/Time Sampled:	06/22/17 / 7:15		
SDG:			
Tag Number:	Baker Rd		

Prep Method: 5035	Prep Batch Date/Time: 6/24/17 1:03:00AM
Prep Batch ID: 7748	Prep Analyst: BPATEL

Parameters:	Analysis Method	DF	MDL	PQL	Results	Q	Units	Analyzed	Time	By	Analytical Batch
Trichloroethylene	SW8260B	1	1.8	10	ND		ug/Kg	06/25/17	9:36	BP	425025
Dibromomethane	SW8260B	1	1.8	10	ND		ug/Kg	06/25/17	9:36	BP	425025
1,2-Dichloropropane	SW8260B	1	1.9	10	ND		ug/Kg	06/25/17	9:36	BP	425025
Bromodichloromethane	SW8260B	1	2.0	10	ND		ug/Kg	06/25/17	9:36	BP	425025
cis-1,3-Dichloropropene	SW8260B	1	1.6	10	ND		ug/Kg	06/25/17	9:36	BP	425025
Toluene	SW8260B	1	1.8	10	ND		ug/Kg	06/25/17	9:36	BP	425025
Tetrachloroethylene	SW8260B	1	1.7	10	ND		ug/Kg	06/25/17	9:36	BP	425025
trans-1,3-Dichloropropene	SW8260B	1	1.6	10	ND		ug/Kg	06/25/17	9:36	BP	425025
1,1,2-Trichloroethane	SW8260B	1	1.8	10	ND		ug/Kg	06/25/17	9:36	BP	425025
Dibromochloromethane	SW8260B	1	1.9	10	ND		ug/Kg	06/25/17	9:36	BP	425025
1,3-Dichloropropane	SW8260B	1	1.8	10	ND		ug/Kg	06/25/17	9:36	BP	425025
1,2-Dibromoethane	SW8260B	1	1.8	10	ND		ug/Kg	06/25/17	9:36	BP	425025
Chlorobenzene	SW8260B	1	1.8	10	ND		ug/Kg	06/25/17	9:36	BP	425025
Ethyl Benzene	SW8260B	1	1.7	10	ND		ug/Kg	06/25/17	9:36	BP	425025
1,1,1,2-Tetrachloroethane	SW8260B	1	1.9	10	ND		ug/Kg	06/25/17	9:36	BP	425025
m,p-Xylene	SW8260B	1	3.2	10	ND		ug/Kg	06/25/17	9:36	BP	425025
o-Xylene	SW8260B	1	1.7	10	ND		ug/Kg	06/25/17	9:36	BP	425025
Styrene	SW8260B	1	1.6	10	ND		ug/Kg	06/25/17	9:36	BP	425025
Bromoform	SW8260B	1	1.7	10	ND		ug/Kg	06/25/17	9:36	BP	425025
Isopropyl Benzene	SW8260B	1	1.6	10	ND		ug/Kg	06/25/17	9:36	BP	425025
n-Propylbenzene	SW8260B	1	1.6	10	ND		ug/Kg	06/25/17	9:36	BP	425025
Bromobenzene	SW8260B	1	1.8	10	ND		ug/Kg	06/25/17	9:36	BP	425025
1,1,2,2-Tetrachloroethane	SW8260B	1	1.9	10	ND		ug/Kg	06/25/17	9:36	BP	425025
2-Chlorotoluene	SW8260B	1	1.8	10	ND		ug/Kg	06/25/17	9:36	BP	425025
1,3,5-Trimethylbenzene	SW8260B	1	1.6	10	ND		ug/Kg	06/25/17	9:36	BP	425025
1,2,3-Trichloropropane	SW8260B	1	1.9	10	ND		ug/Kg	06/25/17	9:36	BP	425025
4-Chlorotoluene	SW8260B	1	1.6	10	ND		ug/Kg	06/25/17	9:36	BP	425025
tert-Butylbenzene	SW8260B	1	1.6	10	ND		ug/Kg	06/25/17	9:36	BP	425025
1,2,4-Trimethylbenzene	SW8260B	1	1.4	10	ND		ug/Kg	06/25/17	9:36	BP	425025
sec-Butyl Benzene	SW8260B	1	1.6	10	ND		ug/Kg	06/25/17	9:36	BP	425025
p-Isopropyltoluene	SW8260B	1	1.5	10	ND		ug/Kg	06/25/17	9:36	BP	425025
1,3-Dichlorobenzene	SW8260B	1	1.7	10	ND		ug/Kg	06/25/17	9:36	BP	425025
1,4-Dichlorobenzene	SW8260B	1	1.7	10	ND		ug/Kg	06/25/17	9:36	BP	425025
n-Butylbenzene	SW8260B	1	1.5	10	ND		ug/Kg	06/25/17	9:36	BP	425025
1,2-Dichlorobenzene	SW8260B	1	1.8	10	ND		ug/Kg	06/25/17	9:36	BP	425025



SAMPLE RESULTS

Report prepared for: Kelsey Gerhart
Engeo (San Ramon)

Date/Time Received: 06/22/17, 5:35 pm
Date Reported: 06/27/17

Client Sample ID:	B-5 @4.5'-5'	Lab Sample ID:	1706188-004A
Project Name/Location:	Baker	Sample Matrix:	Soil
Project Number:	13255.000.000		
Date/Time Sampled:	06/22/17 / 7:15		
SDG:			
Tag Number:	Baker Rd		

Prep Method: 5035	Prep Batch Date/Time: 6/24/17	1:03:00AM
Prep Batch ID: 7748	Prep Analyst:	BPATEL

Parameters:	Analysis Method	DF	MDL	PQL	Results	Q	Units	Analyzed	Time	By	Analytical Batch
1,2-Dibromo-3-Chloropropane	SW8260B	1	1.8	10	ND		ug/Kg	06/25/17	9:36	BP	425025
Hexachlorobutadiene	SW8260B	1	1.4	10	ND		ug/Kg	06/25/17	9:36	BP	425025
1,2,4-Trichlorobenzene	SW8260B	1	1.5	10	ND		ug/Kg	06/25/17	9:36	BP	425025
Naphthalene	SW8260B	1	1.7	10	ND		ug/Kg	06/25/17	9:36	BP	425025
1,2,3-Trichlorobenzene	SW8260B	1	1.7	10	ND		ug/Kg	06/25/17	9:36	BP	425025
2-Butanone (MEK)	SW8260B	1	2.3	10	ND		ug/Kg	06/25/17	9:36	BP	425025
(S) Dibromofluoromethane	SW8260B		59.8 - 148		103		%	06/25/17	9:36	BP	425025
(S) Toluene-d8	SW8260B		55.2 - 133		103		%	06/25/17	9:36	BP	425025
(S) 4-Bromofluorobenzene	SW8260B		55.8 - 141		103		%	06/25/17	9:36	BP	425025

Prep Method: 5035GRO	Prep Batch Date/Time: 6/24/17	1:03:00AM
Prep Batch ID: 7751	Prep Analyst:	BPATEL

Parameters:	Analysis Method	DF	MDL	PQL	Results	Q	Units	Analyzed	Time	By	Analytical Batch
TPH(Gasoline)	8260TPH	1	43	100	ND		ug/Kg	06/25/17	9:36	BP	425025
(S) 4-Bromofluorobenzene	8260TPH		43.9 - 127		53.1		%	06/25/17	9:36	BP	425025



SAMPLE RESULTS

Report prepared for: Kelsey Gerhart
Engeo (San Ramon)

Date/Time Received: 06/22/17, 5:35 pm
Date Reported: 06/27/17

Client Sample ID:	B-1 @4.5'-5'	Lab Sample ID:	1706188-005A
Project Name/Location:	Baker	Sample Matrix:	Soil
Project Number:	13255.000.000		
Date/Time Sampled:	06/22/17 / 8:40		
SDG:			
Tag Number:	Baker Rd		

Prep Method: 3546_TPHSG	Prep Batch Date/Time: 6/26/17 3:59:00PM
Prep Batch ID: 7715	Prep Analyst: LIMBAT

Parameters:	Analysis Method	DF	MDL	PQL	Results	Q	Units	Analyzed	Time	By	Analytical Batch
TPH as Diesel (SG)	SW8015B	1	0.85	2.0	ND		mg/Kg	06/26/17	19:11	mk	425023
TPH as Motor Oil (SG)	SW8015B	1	3.2	10	ND		mg/Kg	06/26/17	19:11	mk	425023
			Acceptance Limits								
Pentacosane (S)	SW8015B		59 - 129		105		%	06/26/17	19:11	mk	425023

Prep Method: 5035	Prep Batch Date/Time: 6/24/17 1:03:00AM
Prep Batch ID: 7748	Prep Analyst: BPATEL

Parameters:	Analysis Method	DF	MDL	PQL	Results	Q	Units	Analyzed	Time	By	Analytical Batch
Dichlorodifluoromethane	SW8260B	1	1.2	10	ND		ug/Kg	06/25/17	10:08	BP	425025
Chloromethane	SW8260B	1	1.8	10	ND		ug/Kg	06/25/17	10:08	BP	425025
Vinyl Chloride	SW8260B	1	2.0	10	ND		ug/Kg	06/25/17	10:08	BP	425025
Bromomethane	SW8260B	1	2.7	10	ND		ug/Kg	06/25/17	10:08	BP	425025
Chloroethane	SW8260B	1	3.0	10	ND		ug/Kg	06/25/17	10:08	BP	425025
Trichlorofluoromethane	SW8260B	1	2.1	10	ND		ug/Kg	06/25/17	10:08	BP	425025
1,1-Dichloroethene	SW8260B	1	2.0	10	ND		ug/Kg	06/25/17	10:08	BP	425025
Freon 113	SW8260B	1	1.9	10	ND		ug/Kg	06/25/17	10:08	BP	425025
Methylene Chloride	SW8260B	1	7.1	10	ND		ug/Kg	06/25/17	10:08	BP	425025
trans-1,2-Dichloroethene	SW8260B	1	2.1	10	ND		ug/Kg	06/25/17	10:08	BP	425025
MTBE	SW8260B	1	2.3	10	ND		ug/Kg	06/25/17	10:08	BP	425025
tert-Butanol	SW8260B	1	12	50	ND		ug/Kg	06/25/17	10:08	BP	425025
Diisopropyl ether (DIPE)	SW8260B	1	2.3	10	ND		ug/Kg	06/25/17	10:08	BP	425025
1,1-Dichloroethane	SW8260B	1	2.2	10	ND		ug/Kg	06/25/17	10:08	BP	425025
ETBE	SW8260B	1	2.3	10	ND		ug/Kg	06/25/17	10:08	BP	425025
cis-1,2-Dichloroethene	SW8260B	1	2.2	10	ND		ug/Kg	06/25/17	10:08	BP	425025
2,2-Dichloropropane	SW8260B	1	1.9	10	ND		ug/Kg	06/25/17	10:08	BP	425025
Bromochloromethane	SW8260B	1	2.3	10	ND		ug/Kg	06/25/17	10:08	BP	425025
Chloroform	SW8260B	1	2.4	10	ND		ug/Kg	06/25/17	10:08	BP	425025
Carbon Tetrachloride	SW8260B	1	2.1	10	ND		ug/Kg	06/25/17	10:08	BP	425025
1,1,1-Trichloroethane	SW8260B	1	2.1	10	ND		ug/Kg	06/25/17	10:08	BP	425025
1,1-Dichloropropene	SW8260B	1	2.0	10	ND		ug/Kg	06/25/17	10:08	BP	425025
Benzene	SW8260B	1	2.2	10	ND		ug/Kg	06/25/17	10:08	BP	425025
TAME	SW8260B	1	2.3	10	ND		ug/Kg	06/25/17	10:08	BP	425025
1,2-Dichloroethane	SW8260B	1	2.3	10	ND		ug/Kg	06/25/17	10:08	BP	425025



SAMPLE RESULTS

Report prepared for: Kelsey Gerhart
Engeo (San Ramon)

Date/Time Received: 06/22/17, 5:35 pm
Date Reported: 06/27/17

Client Sample ID:	B-1 @4.5'-5'	Lab Sample ID:	1706188-005A
Project Name/Location:	Baker	Sample Matrix:	Soil
Project Number:	13255.000.000		
Date/Time Sampled:	06/22/17 / 8:40		
SDG:			
Tag Number:	Baker Rd		

Prep Method: 5035	Prep Batch Date/Time: 6/24/17 1:03:00AM
Prep Batch ID: 7748	Prep Analyst: BPATEL

Parameters:	Analysis Method	DF	MDL	PQL	Results	Q	Units	Analyzed	Time	By	Analytical Batch
Trichloroethylene	SW8260B	1	1.8	10	ND		ug/Kg	06/25/17	10:08	BP	425025
Dibromomethane	SW8260B	1	1.8	10	ND		ug/Kg	06/25/17	10:08	BP	425025
1,2-Dichloropropane	SW8260B	1	1.9	10	ND		ug/Kg	06/25/17	10:08	BP	425025
Bromodichloromethane	SW8260B	1	2.0	10	ND		ug/Kg	06/25/17	10:08	BP	425025
cis-1,3-Dichloropropene	SW8260B	1	1.6	10	ND		ug/Kg	06/25/17	10:08	BP	425025
Toluene	SW8260B	1	1.8	10	ND		ug/Kg	06/25/17	10:08	BP	425025
Tetrachloroethylene	SW8260B	1	1.7	10	ND		ug/Kg	06/25/17	10:08	BP	425025
trans-1,3-Dichloropropene	SW8260B	1	1.6	10	ND		ug/Kg	06/25/17	10:08	BP	425025
1,1,2-Trichloroethane	SW8260B	1	1.8	10	ND		ug/Kg	06/25/17	10:08	BP	425025
Dibromochloromethane	SW8260B	1	1.9	10	ND		ug/Kg	06/25/17	10:08	BP	425025
1,3-Dichloropropane	SW8260B	1	1.8	10	ND		ug/Kg	06/25/17	10:08	BP	425025
1,2-Dibromoethane	SW8260B	1	1.8	10	ND		ug/Kg	06/25/17	10:08	BP	425025
Chlorobenzene	SW8260B	1	1.8	10	ND		ug/Kg	06/25/17	10:08	BP	425025
Ethyl Benzene	SW8260B	1	1.7	10	ND		ug/Kg	06/25/17	10:08	BP	425025
1,1,1,2-Tetrachloroethane	SW8260B	1	1.9	10	ND		ug/Kg	06/25/17	10:08	BP	425025
m,p-Xylene	SW8260B	1	3.2	10	ND		ug/Kg	06/25/17	10:08	BP	425025
o-Xylene	SW8260B	1	1.7	10	ND		ug/Kg	06/25/17	10:08	BP	425025
Styrene	SW8260B	1	1.6	10	ND		ug/Kg	06/25/17	10:08	BP	425025
Bromoform	SW8260B	1	1.7	10	ND		ug/Kg	06/25/17	10:08	BP	425025
Isopropyl Benzene	SW8260B	1	1.6	10	ND		ug/Kg	06/25/17	10:08	BP	425025
n-Propylbenzene	SW8260B	1	1.6	10	ND		ug/Kg	06/25/17	10:08	BP	425025
Bromobenzene	SW8260B	1	1.8	10	ND		ug/Kg	06/25/17	10:08	BP	425025
1,1,2,2-Tetrachloroethane	SW8260B	1	1.9	10	ND		ug/Kg	06/25/17	10:08	BP	425025
2-Chlorotoluene	SW8260B	1	1.8	10	ND		ug/Kg	06/25/17	10:08	BP	425025
1,3,5-Trimethylbenzene	SW8260B	1	1.6	10	ND		ug/Kg	06/25/17	10:08	BP	425025
1,2,3-Trichloropropane	SW8260B	1	1.9	10	ND		ug/Kg	06/25/17	10:08	BP	425025
4-Chlorotoluene	SW8260B	1	1.6	10	ND		ug/Kg	06/25/17	10:08	BP	425025
tert-Butylbenzene	SW8260B	1	1.6	10	ND		ug/Kg	06/25/17	10:08	BP	425025
1,2,4-Trimethylbenzene	SW8260B	1	1.4	10	ND		ug/Kg	06/25/17	10:08	BP	425025
sec-Butyl Benzene	SW8260B	1	1.6	10	ND		ug/Kg	06/25/17	10:08	BP	425025
p-Isopropyltoluene	SW8260B	1	1.5	10	ND		ug/Kg	06/25/17	10:08	BP	425025
1,3-Dichlorobenzene	SW8260B	1	1.7	10	ND		ug/Kg	06/25/17	10:08	BP	425025
1,4-Dichlorobenzene	SW8260B	1	1.7	10	ND		ug/Kg	06/25/17	10:08	BP	425025
n-Butylbenzene	SW8260B	1	1.5	10	ND		ug/Kg	06/25/17	10:08	BP	425025
1,2-Dichlorobenzene	SW8260B	1	1.8	10	ND		ug/Kg	06/25/17	10:08	BP	425025



SAMPLE RESULTS

Report prepared for: Kelsey Gerhart
Engeo (San Ramon)

Date/Time Received: 06/22/17, 5:35 pm
Date Reported: 06/27/17

Client Sample ID:	B-1 @4.5'-5'	Lab Sample ID:	1706188-005A
Project Name/Location:	Baker	Sample Matrix:	Soil
Project Number:	13255.000.000		
Date/Time Sampled:	06/22/17 / 8:40		
SDG:			
Tag Number:	Baker Rd		

Prep Method: 5035	Prep Batch Date/Time: 6/24/17	1:03:00AM
Prep Batch ID: 7748	Prep Analyst:	BPATEL

Parameters:	Analysis Method	DF	MDL	PQL	Results	Q	Units	Analyzed	Time	By	Analytical Batch
1,2-Dibromo-3-Chloropropane	SW8260B	1	1.8	10	ND		ug/Kg	06/25/17	10:08	BP	425025
Hexachlorobutadiene	SW8260B	1	1.4	10	ND		ug/Kg	06/25/17	10:08	BP	425025
1,2,4-Trichlorobenzene	SW8260B	1	1.5	10	ND		ug/Kg	06/25/17	10:08	BP	425025
Naphthalene	SW8260B	1	1.7	10	ND		ug/Kg	06/25/17	10:08	BP	425025
1,2,3-Trichlorobenzene	SW8260B	1	1.7	10	ND		ug/Kg	06/25/17	10:08	BP	425025
2-Butanone (MEK)	SW8260B	1	2.3	10	ND		ug/Kg	06/25/17	10:08	BP	425025
(S) Dibromofluoromethane	SW8260B		59.8 - 148		105		%	06/25/17	10:08	BP	425025
(S) Toluene-d8	SW8260B		55.2 - 133		104		%	06/25/17	10:08	BP	425025
(S) 4-Bromofluorobenzene	SW8260B		55.8 - 141		107		%	06/25/17	10:08	BP	425025

Prep Method: 5035GRO	Prep Batch Date/Time: 6/24/17	1:03:00AM
Prep Batch ID: 7751	Prep Analyst:	BPATEL

Parameters:	Analysis Method	DF	MDL	PQL	Results	Q	Units	Analyzed	Time	By	Analytical Batch
TPH(Gasoline)	8260TPH	1	43	100	ND		ug/Kg	06/25/17	10:08	BP	425025
(S) 4-Bromofluorobenzene	8260TPH		43.9 - 127		55.0		%	06/25/17	10:08	BP	425025



SAMPLE RESULTS

Report prepared for: Kelsey Gerhart
Engeo (San Ramon)

Date/Time Received: 06/22/17, 5:35 pm
Date Reported: 06/27/17

Client Sample ID:	B-2 @4.5'-5'	Lab Sample ID:	1706188-006A
Project Name/Location:	Baker	Sample Matrix:	Soil
Project Number:	13255.000.000		
Date/Time Sampled:	06/22/17 / 8:45		
SDG:			
Tag Number:	Baker Rd		

Prep Method: 3546_TPHSG	Prep Batch Date/Time: 6/26/17	3:59:00PM
Prep Batch ID: 7715	Prep Analyst:	LIMBAT

Parameters:	Analysis Method	DF	MDL	PQL	Results	Q	Units	Analyzed	Time	By	Analytical Batch
TPH as Diesel (SG)	SW8015B	1	0.85	2.0	3.26	x	mg/Kg	06/26/17	19:34	mk	425023
TPH as Motor Oil (SG)	SW8015B	1	3.2	10	ND		mg/Kg	06/26/17	19:34	mk	425023
Acceptance Limits											
Pentacosane (S)	SW8015B		59 - 129		109		%	06/26/17	19:34	mk	425023

NOTE: x- Chromatographic pattern does not resemble typical diesel reference standard; unknown organics within diesel range slightly heavier than diesel quantified as diesel.

Prep Method: 5035	Prep Batch Date/Time: 6/24/17	1:03:00AM
Prep Batch ID: 7748	Prep Analyst:	BPATEL

Parameters:	Analysis Method	DF	MDL	PQL	Results	Q	Units	Analyzed	Time	By	Analytical Batch
Dichlorodifluoromethane	SW8260B	1	1.2	10	ND		ug/Kg	06/25/17	10:40	BP	425025
Chloromethane	SW8260B	1	1.8	10	ND		ug/Kg	06/25/17	10:40	BP	425025
Vinyl Chloride	SW8260B	1	2.0	10	ND		ug/Kg	06/25/17	10:40	BP	425025
Bromomethane	SW8260B	1	2.7	10	ND		ug/Kg	06/25/17	10:40	BP	425025
Chloroethane	SW8260B	1	3.0	10	ND		ug/Kg	06/25/17	10:40	BP	425025
Trichlorofluoromethane	SW8260B	1	2.1	10	ND		ug/Kg	06/25/17	10:40	BP	425025
1,1-Dichloroethene	SW8260B	1	2.0	10	ND		ug/Kg	06/25/17	10:40	BP	425025
Freon 113	SW8260B	1	1.9	10	ND		ug/Kg	06/25/17	10:40	BP	425025
Methylene Chloride	SW8260B	1	7.1	10	ND		ug/Kg	06/25/17	10:40	BP	425025
trans-1,2-Dichloroethene	SW8260B	1	2.1	10	ND		ug/Kg	06/25/17	10:40	BP	425025
MTBE	SW8260B	1	2.3	10	ND		ug/Kg	06/25/17	10:40	BP	425025
tert-Butanol	SW8260B	1	12	50	ND		ug/Kg	06/25/17	10:40	BP	425025
Diisopropyl ether (DIPE)	SW8260B	1	2.3	10	ND		ug/Kg	06/25/17	10:40	BP	425025
1,1-Dichloroethane	SW8260B	1	2.2	10	ND		ug/Kg	06/25/17	10:40	BP	425025
ETBE	SW8260B	1	2.3	10	ND		ug/Kg	06/25/17	10:40	BP	425025
cis-1,2-Dichloroethene	SW8260B	1	2.2	10	ND		ug/Kg	06/25/17	10:40	BP	425025
2,2-Dichloropropane	SW8260B	1	1.9	10	ND		ug/Kg	06/25/17	10:40	BP	425025
Bromochloromethane	SW8260B	1	2.3	10	ND		ug/Kg	06/25/17	10:40	BP	425025
Chloroform	SW8260B	1	2.4	10	ND		ug/Kg	06/25/17	10:40	BP	425025
Carbon Tetrachloride	SW8260B	1	2.1	10	ND		ug/Kg	06/25/17	10:40	BP	425025
1,1,1-Trichloroethane	SW8260B	1	2.1	10	ND		ug/Kg	06/25/17	10:40	BP	425025
1,1-Dichloropropene	SW8260B	1	2.0	10	ND		ug/Kg	06/25/17	10:40	BP	425025
Benzene	SW8260B	1	2.2	10	ND		ug/Kg	06/25/17	10:40	BP	425025



SAMPLE RESULTS

Report prepared for: Kelsey Gerhart
Engeo (San Ramon)

Date/Time Received: 06/22/17, 5:35 pm
Date Reported: 06/27/17

Client Sample ID:	B-2 @4.5'-5'	Lab Sample ID:	1706188-006A
Project Name/Location:	Baker	Sample Matrix:	Soil
Project Number:	13255.000.000		
Date/Time Sampled:	06/22/17 / 8:45		
SDG:			
Tag Number:	Baker Rd		

Prep Method: 5035	Prep Batch Date/Time: 6/24/17 1:03:00AM
Prep Batch ID: 7748	Prep Analyst: BPATEL

Parameters:	Analysis Method	DF	MDL	PQL	Results	Q	Units	Analyzed	Time	By	Analytical Batch
TAME	SW8260B	1	2.3	10	ND		ug/Kg	06/25/17	10:40	BP	425025
1,2-Dichloroethane	SW8260B	1	2.3	10	ND		ug/Kg	06/25/17	10:40	BP	425025
Trichloroethylene	SW8260B	1	1.8	10	ND		ug/Kg	06/25/17	10:40	BP	425025
Dibromomethane	SW8260B	1	1.8	10	ND		ug/Kg	06/25/17	10:40	BP	425025
1,2-Dichloropropane	SW8260B	1	1.9	10	ND		ug/Kg	06/25/17	10:40	BP	425025
Bromodichloromethane	SW8260B	1	2.0	10	ND		ug/Kg	06/25/17	10:40	BP	425025
cis-1,3-Dichloropropene	SW8260B	1	1.6	10	ND		ug/Kg	06/25/17	10:40	BP	425025
Toluene	SW8260B	1	1.8	10	ND		ug/Kg	06/25/17	10:40	BP	425025
Tetrachloroethylene	SW8260B	1	1.7	10	ND		ug/Kg	06/25/17	10:40	BP	425025
trans-1,3-Dichloropropene	SW8260B	1	1.6	10	ND		ug/Kg	06/25/17	10:40	BP	425025
1,1,2-Trichloroethane	SW8260B	1	1.8	10	ND		ug/Kg	06/25/17	10:40	BP	425025
Dibromochloromethane	SW8260B	1	1.9	10	ND		ug/Kg	06/25/17	10:40	BP	425025
1,3-Dichloropropane	SW8260B	1	1.8	10	ND		ug/Kg	06/25/17	10:40	BP	425025
1,2-Dibromoethane	SW8260B	1	1.8	10	ND		ug/Kg	06/25/17	10:40	BP	425025
Chlorobenzene	SW8260B	1	1.8	10	ND		ug/Kg	06/25/17	10:40	BP	425025
Ethyl Benzene	SW8260B	1	1.7	10	ND		ug/Kg	06/25/17	10:40	BP	425025
1,1,1,2-Tetrachloroethane	SW8260B	1	1.9	10	ND		ug/Kg	06/25/17	10:40	BP	425025
m,p-Xylene	SW8260B	1	3.2	10	ND		ug/Kg	06/25/17	10:40	BP	425025
o-Xylene	SW8260B	1	1.7	10	ND		ug/Kg	06/25/17	10:40	BP	425025
Styrene	SW8260B	1	1.6	10	ND		ug/Kg	06/25/17	10:40	BP	425025
Bromoform	SW8260B	1	1.7	10	ND		ug/Kg	06/25/17	10:40	BP	425025
Isopropyl Benzene	SW8260B	1	1.6	10	ND		ug/Kg	06/25/17	10:40	BP	425025
n-Propylbenzene	SW8260B	1	1.6	10	ND		ug/Kg	06/25/17	10:40	BP	425025
Bromobenzene	SW8260B	1	1.8	10	ND		ug/Kg	06/25/17	10:40	BP	425025
1,1,2,2-Tetrachloroethane	SW8260B	1	1.9	10	ND		ug/Kg	06/25/17	10:40	BP	425025
2-Chlorotoluene	SW8260B	1	1.8	10	ND		ug/Kg	06/25/17	10:40	BP	425025
1,3,5-Trimethylbenzene	SW8260B	1	1.6	10	ND		ug/Kg	06/25/17	10:40	BP	425025
1,2,3-Trichloropropane	SW8260B	1	1.9	10	ND		ug/Kg	06/25/17	10:40	BP	425025
4-Chlorotoluene	SW8260B	1	1.6	10	ND		ug/Kg	06/25/17	10:40	BP	425025
tert-Butylbenzene	SW8260B	1	1.6	10	ND		ug/Kg	06/25/17	10:40	BP	425025
1,2,4-Trimethylbenzene	SW8260B	1	1.4	10	ND		ug/Kg	06/25/17	10:40	BP	425025
sec-Butyl Benzene	SW8260B	1	1.6	10	ND		ug/Kg	06/25/17	10:40	BP	425025
p-Isopropyltoluene	SW8260B	1	1.5	10	ND		ug/Kg	06/25/17	10:40	BP	425025
1,3-Dichlorobenzene	SW8260B	1	1.7	10	ND		ug/Kg	06/25/17	10:40	BP	425025
1,4-Dichlorobenzene	SW8260B	1	1.7	10	ND		ug/Kg	06/25/17	10:40	BP	425025



SAMPLE RESULTS

Report prepared for: Kelsey Gerhart
Engeo (San Ramon)

Date/Time Received: 06/22/17, 5:35 pm
Date Reported: 06/27/17

Client Sample ID:	B-2 @4.5'-5'	Lab Sample ID:	1706188-006A
Project Name/Location:	Baker	Sample Matrix:	Soil
Project Number:	13255.000.000		
Date/Time Sampled:	06/22/17 / 8:45		
SDG:			
Tag Number:	Baker Rd		

Prep Method: 5035	Prep Batch Date/Time: 6/24/17	1:03:00AM
Prep Batch ID: 7748	Prep Analyst:	BPATEL

Parameters:	Analysis Method	DF	MDL	PQL	Results	Q	Units	Analyzed	Time	By	Analytical Batch
n-Butylbenzene	SW8260B	1	1.5	10	ND		ug/Kg	06/25/17	10:40	BP	425025
1,2-Dichlorobenzene	SW8260B	1	1.8	10	ND		ug/Kg	06/25/17	10:40	BP	425025
1,2-Dibromo-3-Chloropropane	SW8260B	1	1.8	10	ND		ug/Kg	06/25/17	10:40	BP	425025
Hexachlorobutadiene	SW8260B	1	1.4	10	ND		ug/Kg	06/25/17	10:40	BP	425025
1,2,4-Trichlorobenzene	SW8260B	1	1.5	10	ND		ug/Kg	06/25/17	10:40	BP	425025
Naphthalene	SW8260B	1	1.7	10	ND		ug/Kg	06/25/17	10:40	BP	425025
1,2,3-Trichlorobenzene	SW8260B	1	1.7	10	ND		ug/Kg	06/25/17	10:40	BP	425025
2-Butanone (MEK)	SW8260B	1	2.3	10	ND		ug/Kg	06/25/17	10:40	BP	425025
(S) Dibromofluoromethane	SW8260B		59.8 - 148		108		%	06/25/17	10:40	BP	425025
(S) Toluene-d8	SW8260B		55.2 - 133		103		%	06/25/17	10:40	BP	425025
(S) 4-Bromofluorobenzene	SW8260B		55.8 - 141		103		%	06/25/17	10:40	BP	425025

Prep Method: 5035GRO	Prep Batch Date/Time: 6/24/17	1:03:00AM
Prep Batch ID: 7751	Prep Analyst:	BPATEL

Parameters:	Analysis Method	DF	MDL	PQL	Results	Q	Units	Analyzed	Time	By	Analytical Batch
TPH(Gasoline)	8260TPH	1	43	100	ND		ug/Kg	06/25/17	10:40	BP	425025
(S) 4-Bromofluorobenzene	8260TPH		43.9 - 127		56.8		%	06/25/17	10:40	BP	425025



SAMPLE RESULTS

Report prepared for: Kelsey Gerhart
Engeo (San Ramon)

Date/Time Received: 06/22/17, 5:35 pm
Date Reported: 06/27/17

Client Sample ID:	B-4 @4.5'-5'	Lab Sample ID:	1706188-007A
Project Name/Location:	Baker	Sample Matrix:	Soil
Project Number:	13255.000.000		
Date/Time Sampled:	06/22/17 / 8:55		
SDG:			
Tag Number:	Baker Rd		

Prep Method: 3546_TPHSG	Prep Batch Date/Time: 6/26/17	3:59:00PM
Prep Batch ID: 7715	Prep Analyst:	LIMBAT

Parameters:	Analysis Method	DF	MDL	PQL	Results	Q	Units	Analyzed	Time	By	Analytical Batch
TPH as Diesel (SG)	SW8015B	1	0.85	2.0	ND		mg/Kg	06/26/17	19:56	mk	425023
TPH as Motor Oil (SG)	SW8015B	1	3.2	10	ND		mg/Kg	06/26/17	19:56	mk	425023
			Acceptance Limits								
Pentacosane (S)	SW8015B		59 - 129		105		%	06/26/17	19:56	mk	425023

Prep Method: 5035	Prep Batch Date/Time: 6/24/17	1:03:00AM
Prep Batch ID: 7748	Prep Analyst:	BPATEL

Parameters:	Analysis Method	DF	MDL	PQL	Results	Q	Units	Analyzed	Time	By	Analytical Batch
Dichlorodifluoromethane	SW8260B	1	1.2	10	ND		ug/Kg	06/25/17	11:11	BP	425025
Chloromethane	SW8260B	1	1.8	10	ND		ug/Kg	06/25/17	11:11	BP	425025
Vinyl Chloride	SW8260B	1	2.0	10	ND		ug/Kg	06/25/17	11:11	BP	425025
Bromomethane	SW8260B	1	2.7	10	ND		ug/Kg	06/25/17	11:11	BP	425025
Chloroethane	SW8260B	1	3.0	10	ND		ug/Kg	06/25/17	11:11	BP	425025
Trichlorofluoromethane	SW8260B	1	2.1	10	ND		ug/Kg	06/25/17	11:11	BP	425025
1,1-Dichloroethene	SW8260B	1	2.0	10	ND		ug/Kg	06/25/17	11:11	BP	425025
Freon 113	SW8260B	1	1.9	10	ND		ug/Kg	06/25/17	11:11	BP	425025
Methylene Chloride	SW8260B	1	7.1	10	ND		ug/Kg	06/25/17	11:11	BP	425025
trans-1,2-Dichloroethene	SW8260B	1	2.1	10	ND		ug/Kg	06/25/17	11:11	BP	425025
MTBE	SW8260B	1	2.3	10	ND		ug/Kg	06/25/17	11:11	BP	425025
tert-Butanol	SW8260B	1	12	50	ND		ug/Kg	06/25/17	11:11	BP	425025
Diisopropyl ether (DIPE)	SW8260B	1	2.3	10	ND		ug/Kg	06/25/17	11:11	BP	425025
1,1-Dichloroethane	SW8260B	1	2.2	10	ND		ug/Kg	06/25/17	11:11	BP	425025
ETBE	SW8260B	1	2.3	10	ND		ug/Kg	06/25/17	11:11	BP	425025
cis-1,2-Dichloroethene	SW8260B	1	2.2	10	ND		ug/Kg	06/25/17	11:11	BP	425025
2,2-Dichloropropane	SW8260B	1	1.9	10	ND		ug/Kg	06/25/17	11:11	BP	425025
Bromochloromethane	SW8260B	1	2.3	10	ND		ug/Kg	06/25/17	11:11	BP	425025
Chloroform	SW8260B	1	2.4	10	ND		ug/Kg	06/25/17	11:11	BP	425025
Carbon Tetrachloride	SW8260B	1	2.1	10	ND		ug/Kg	06/25/17	11:11	BP	425025
1,1,1-Trichloroethane	SW8260B	1	2.1	10	ND		ug/Kg	06/25/17	11:11	BP	425025
1,1-Dichloropropene	SW8260B	1	2.0	10	ND		ug/Kg	06/25/17	11:11	BP	425025
Benzene	SW8260B	1	2.2	10	ND		ug/Kg	06/25/17	11:11	BP	425025
TAME	SW8260B	1	2.3	10	ND		ug/Kg	06/25/17	11:11	BP	425025
1,2-Dichloroethane	SW8260B	1	2.3	10	ND		ug/Kg	06/25/17	11:11	BP	425025



SAMPLE RESULTS

Report prepared for: Kelsey Gerhart
Engeo (San Ramon)

Date/Time Received: 06/22/17, 5:35 pm
Date Reported: 06/27/17

Client Sample ID:	B-4 @4.5'-5'	Lab Sample ID:	1706188-007A
Project Name/Location:	Baker	Sample Matrix:	Soil
Project Number:	13255.000.000		
Date/Time Sampled:	06/22/17 / 8:55		
SDG:			
Tag Number:	Baker Rd		

Prep Method: 5035	Prep Batch Date/Time: 6/24/17 1:03:00AM
Prep Batch ID: 7748	Prep Analyst: BPATEL

Parameters:	Analysis Method	DF	MDL	PQL	Results	Q	Units	Analyzed	Time	By	Analytical Batch
Trichloroethylene	SW8260B	1	1.8	10	ND		ug/Kg	06/25/17	11:11	BP	425025
Dibromomethane	SW8260B	1	1.8	10	ND		ug/Kg	06/25/17	11:11	BP	425025
1,2-Dichloropropane	SW8260B	1	1.9	10	ND		ug/Kg	06/25/17	11:11	BP	425025
Bromodichloromethane	SW8260B	1	2.0	10	ND		ug/Kg	06/25/17	11:11	BP	425025
cis-1,3-Dichloropropene	SW8260B	1	1.6	10	ND		ug/Kg	06/25/17	11:11	BP	425025
Toluene	SW8260B	1	1.8	10	ND		ug/Kg	06/25/17	11:11	BP	425025
Tetrachloroethylene	SW8260B	1	1.7	10	ND		ug/Kg	06/25/17	11:11	BP	425025
trans-1,3-Dichloropropene	SW8260B	1	1.6	10	ND		ug/Kg	06/25/17	11:11	BP	425025
1,1,2-Trichloroethane	SW8260B	1	1.8	10	ND		ug/Kg	06/25/17	11:11	BP	425025
Dibromochloromethane	SW8260B	1	1.9	10	ND		ug/Kg	06/25/17	11:11	BP	425025
1,3-Dichloropropane	SW8260B	1	1.8	10	ND		ug/Kg	06/25/17	11:11	BP	425025
1,2-Dibromoethane	SW8260B	1	1.8	10	ND		ug/Kg	06/25/17	11:11	BP	425025
Chlorobenzene	SW8260B	1	1.8	10	ND		ug/Kg	06/25/17	11:11	BP	425025
Ethyl Benzene	SW8260B	1	1.7	10	ND		ug/Kg	06/25/17	11:11	BP	425025
1,1,1,2-Tetrachloroethane	SW8260B	1	1.9	10	ND		ug/Kg	06/25/17	11:11	BP	425025
m,p-Xylene	SW8260B	1	3.2	10	ND		ug/Kg	06/25/17	11:11	BP	425025
o-Xylene	SW8260B	1	1.7	10	ND		ug/Kg	06/25/17	11:11	BP	425025
Styrene	SW8260B	1	1.6	10	ND		ug/Kg	06/25/17	11:11	BP	425025
Bromoform	SW8260B	1	1.7	10	ND		ug/Kg	06/25/17	11:11	BP	425025
Isopropyl Benzene	SW8260B	1	1.6	10	ND		ug/Kg	06/25/17	11:11	BP	425025
n-Propylbenzene	SW8260B	1	1.6	10	ND		ug/Kg	06/25/17	11:11	BP	425025
Bromobenzene	SW8260B	1	1.8	10	ND		ug/Kg	06/25/17	11:11	BP	425025
1,1,2,2-Tetrachloroethane	SW8260B	1	1.9	10	ND		ug/Kg	06/25/17	11:11	BP	425025
2-Chlorotoluene	SW8260B	1	1.8	10	ND		ug/Kg	06/25/17	11:11	BP	425025
1,3,5-Trimethylbenzene	SW8260B	1	1.6	10	ND		ug/Kg	06/25/17	11:11	BP	425025
1,2,3-Trichloropropane	SW8260B	1	1.9	10	ND		ug/Kg	06/25/17	11:11	BP	425025
4-Chlorotoluene	SW8260B	1	1.6	10	ND		ug/Kg	06/25/17	11:11	BP	425025
tert-Butylbenzene	SW8260B	1	1.6	10	ND		ug/Kg	06/25/17	11:11	BP	425025
1,2,4-Trimethylbenzene	SW8260B	1	1.4	10	ND		ug/Kg	06/25/17	11:11	BP	425025
sec-Butyl Benzene	SW8260B	1	1.6	10	ND		ug/Kg	06/25/17	11:11	BP	425025
p-Isopropyltoluene	SW8260B	1	1.5	10	ND		ug/Kg	06/25/17	11:11	BP	425025
1,3-Dichlorobenzene	SW8260B	1	1.7	10	ND		ug/Kg	06/25/17	11:11	BP	425025
1,4-Dichlorobenzene	SW8260B	1	1.7	10	ND		ug/Kg	06/25/17	11:11	BP	425025
n-Butylbenzene	SW8260B	1	1.5	10	ND		ug/Kg	06/25/17	11:11	BP	425025
1,2-Dichlorobenzene	SW8260B	1	1.8	10	ND		ug/Kg	06/25/17	11:11	BP	425025



SAMPLE RESULTS

Report prepared for: Kelsey Gerhart
Engeo (San Ramon)

Date/Time Received: 06/22/17, 5:35 pm
Date Reported: 06/27/17

Client Sample ID:	B-4 @4.5'-5'	Lab Sample ID:	1706188-007A
Project Name/Location:	Baker	Sample Matrix:	Soil
Project Number:	13255.000.000		
Date/Time Sampled:	06/22/17 / 8:55		
SDG:			
Tag Number:	Baker Rd		

Prep Method: 5035	Prep Batch Date/Time: 6/24/17	1:03:00AM
Prep Batch ID: 7748	Prep Analyst:	BPATEL

Parameters:	Analysis Method	DF	MDL	PQL	Results	Q	Units	Analyzed	Time	By	Analytical Batch
1,2-Dibromo-3-Chloropropane	SW8260B	1	1.8	10	ND		ug/Kg	06/25/17	11:11	BP	425025
Hexachlorobutadiene	SW8260B	1	1.4	10	ND		ug/Kg	06/25/17	11:11	BP	425025
1,2,4-Trichlorobenzene	SW8260B	1	1.5	10	ND		ug/Kg	06/25/17	11:11	BP	425025
Naphthalene	SW8260B	1	1.7	10	ND		ug/Kg	06/25/17	11:11	BP	425025
1,2,3-Trichlorobenzene	SW8260B	1	1.7	10	ND		ug/Kg	06/25/17	11:11	BP	425025
2-Butanone (MEK)	SW8260B	1	2.3	10	ND		ug/Kg	06/25/17	11:11	BP	425025
(S) Dibromofluoromethane	SW8260B		59.8 - 148		107		%	06/25/17	11:11	BP	425025
(S) Toluene-d8	SW8260B		55.2 - 133		101		%	06/25/17	11:11	BP	425025
(S) 4-Bromofluorobenzene	SW8260B		55.8 - 141		103		%	06/25/17	11:11	BP	425025

Prep Method: 5035GRO	Prep Batch Date/Time: 6/24/17	1:03:00AM
Prep Batch ID: 7751	Prep Analyst:	BPATEL

Parameters:	Analysis Method	DF	MDL	PQL	Results	Q	Units	Analyzed	Time	By	Analytical Batch
TPH(Gasoline)	8260TPH	1	43	100	ND		ug/Kg	06/25/17	11:11	BP	425025
(S) 4-Bromofluorobenzene	8260TPH		43.9 - 127		58.6		%	06/25/17	11:11	BP	425025



SAMPLE RESULTS

Report prepared for: Kelsey Gerhart
Engeo (San Ramon)

Date/Time Received: 06/22/17, 5:35 pm
Date Reported: 06/27/17

Client Sample ID:	B-3 @4.5'-5'	Lab Sample ID:	1706188-008A
Project Name/Location:	Baker	Sample Matrix:	Soil
Project Number:	13255.000.000		
Date/Time Sampled:	06/22/17 / 9:20		
SDG:			
Tag Number:	Baker Rd		

Prep Method: 3546_TPHSG	Prep Batch Date/Time: 6/26/17 3:59:00PM
Prep Batch ID: 7715	Prep Analyst: LIMBAT

Parameters:	Analysis Method	DF	MDL	PQL	Results	Q	Units	Analyzed	Time	By	Analytical Batch
TPH as Diesel (SG)	SW8015B	1	0.85	2.0	2.47	x	mg/Kg	06/26/17	20:19	mk	425023
TPH as Motor Oil (SG)	SW8015B	1	3.2	10	ND		mg/Kg	06/26/17	20:19	mk	425023
Acceptance Limits											
Pentacosane (S)	SW8015B		59 - 129		109		%	06/26/17	20:19	mk	425023

NOTE: x- Chromatographic pattern does not resemble typical diesel reference standard; unknown organics within diesel range slightly heavier than diesel quantified as diesel.

Prep Method: 5035	Prep Batch Date/Time: 6/24/17 1:11:00PM
Prep Batch ID: 7730	Prep Analyst: BPATEL

Parameters:	Analysis Method	DF	MDL	PQL	Results	Q	Units	Analyzed	Time	By	Analytical Batch
Dichlorodifluoromethane	SW8260B	1	1.2	10	ND		ug/Kg	06/24/17	16:49	BP	425008
Chloromethane	SW8260B	1	1.8	10	ND		ug/Kg	06/24/17	16:49	BP	425008
Vinyl Chloride	SW8260B	1	2.0	10	ND		ug/Kg	06/24/17	16:49	BP	425008
Bromomethane	SW8260B	1	2.7	10	ND		ug/Kg	06/24/17	16:49	BP	425008
Chloroethane	SW8260B	1	3.0	10	ND		ug/Kg	06/24/17	16:49	BP	425008
Trichlorofluoromethane	SW8260B	1	2.1	10	ND		ug/Kg	06/24/17	16:49	BP	425008
1,1-Dichloroethene	SW8260B	1	2.0	10	ND		ug/Kg	06/24/17	16:49	BP	425008
Freon 113	SW8260B	1	1.9	10	ND		ug/Kg	06/24/17	16:49	BP	425008
Methylene Chloride	SW8260B	1	7.1	10	ND		ug/Kg	06/24/17	16:49	BP	425008
trans-1,2-Dichloroethene	SW8260B	1	2.1	10	ND		ug/Kg	06/24/17	16:49	BP	425008
MTBE	SW8260B	1	2.3	10	ND		ug/Kg	06/24/17	16:49	BP	425008
tert-Butanol	SW8260B	1	12	50	ND		ug/Kg	06/24/17	16:49	BP	425008
Diisopropyl ether (DIPE)	SW8260B	1	2.3	10	ND		ug/Kg	06/24/17	16:49	BP	425008
1,1-Dichloroethane	SW8260B	1	2.2	10	ND		ug/Kg	06/24/17	16:49	BP	425008
ETBE	SW8260B	1	2.3	10	ND		ug/Kg	06/24/17	16:49	BP	425008
cis-1,2-Dichloroethene	SW8260B	1	2.2	10	ND		ug/Kg	06/24/17	16:49	BP	425008
2,2-Dichloropropane	SW8260B	1	1.9	10	ND		ug/Kg	06/24/17	16:49	BP	425008
Bromochloromethane	SW8260B	1	2.3	10	ND		ug/Kg	06/24/17	16:49	BP	425008
Chloroform	SW8260B	1	2.4	10	ND		ug/Kg	06/24/17	16:49	BP	425008
Carbon Tetrachloride	SW8260B	1	2.1	10	ND		ug/Kg	06/24/17	16:49	BP	425008
1,1,1-Trichloroethane	SW8260B	1	2.1	10	ND		ug/Kg	06/24/17	16:49	BP	425008
1,1-Dichloropropene	SW8260B	1	2.0	10	ND		ug/Kg	06/24/17	16:49	BP	425008
Benzene	SW8260B	1	2.2	10	ND		ug/Kg	06/24/17	16:49	BP	425008



SAMPLE RESULTS

Report prepared for: Kelsey Gerhart
Engeo (San Ramon)

Date/Time Received: 06/22/17, 5:35 pm
Date Reported: 06/27/17

Client Sample ID:	B-3 @4.5'-5'	Lab Sample ID:	1706188-008A
Project Name/Location:	Baker	Sample Matrix:	Soil
Project Number:	13255.000.000		
Date/Time Sampled:	06/22/17 / 9:20		
SDG:			
Tag Number:	Baker Rd		

Prep Method: 5035	Prep Batch Date/Time: 6/24/17 1:11:00PM
Prep Batch ID: 7730	Prep Analyst: BPATEL

Parameters:	Analysis Method	DF	MDL	PQL	Results	Q	Units	Analyzed	Time	By	Analytical Batch
TAME	SW8260B	1	2.3	10	ND		ug/Kg	06/24/17	16:49	BP	425008
1,2-Dichloroethane	SW8260B	1	2.3	10	ND		ug/Kg	06/24/17	16:49	BP	425008
Trichloroethylene	SW8260B	1	1.8	10	ND		ug/Kg	06/24/17	16:49	BP	425008
Dibromomethane	SW8260B	1	1.8	10	ND		ug/Kg	06/24/17	16:49	BP	425008
1,2-Dichloropropane	SW8260B	1	1.9	10	ND		ug/Kg	06/24/17	16:49	BP	425008
Bromodichloromethane	SW8260B	1	2.0	10	ND		ug/Kg	06/24/17	16:49	BP	425008
cis-1,3-Dichloropropene	SW8260B	1	1.6	10	ND		ug/Kg	06/24/17	16:49	BP	425008
Toluene	SW8260B	1	1.8	10	ND		ug/Kg	06/24/17	16:49	BP	425008
Tetrachloroethylene	SW8260B	1	1.7	10	ND		ug/Kg	06/24/17	16:49	BP	425008
trans-1,3-Dichloropropene	SW8260B	1	1.6	10	ND		ug/Kg	06/24/17	16:49	BP	425008
1,1,2-Trichloroethane	SW8260B	1	1.8	10	ND		ug/Kg	06/24/17	16:49	BP	425008
Dibromochloromethane	SW8260B	1	1.9	10	ND		ug/Kg	06/24/17	16:49	BP	425008
1,3-Dichloropropane	SW8260B	1	1.8	10	ND		ug/Kg	06/24/17	16:49	BP	425008
1,2-Dibromoethane	SW8260B	1	1.8	10	ND		ug/Kg	06/24/17	16:49	BP	425008
Chlorobenzene	SW8260B	1	1.8	10	ND		ug/Kg	06/24/17	16:49	BP	425008
Ethyl Benzene	SW8260B	1	1.7	10	ND		ug/Kg	06/24/17	16:49	BP	425008
1,1,1,2-Tetrachloroethane	SW8260B	1	1.9	10	ND		ug/Kg	06/24/17	16:49	BP	425008
m,p-Xylene	SW8260B	1	3.2	10	ND		ug/Kg	06/24/17	16:49	BP	425008
o-Xylene	SW8260B	1	1.7	10	ND		ug/Kg	06/24/17	16:49	BP	425008
Styrene	SW8260B	1	1.6	10	ND		ug/Kg	06/24/17	16:49	BP	425008
Bromoform	SW8260B	1	1.7	10	ND		ug/Kg	06/24/17	16:49	BP	425008
Isopropyl Benzene	SW8260B	1	1.6	10	ND		ug/Kg	06/24/17	16:49	BP	425008
n-Propylbenzene	SW8260B	1	1.6	10	ND		ug/Kg	06/24/17	16:49	BP	425008
Bromobenzene	SW8260B	1	1.8	10	ND		ug/Kg	06/24/17	16:49	BP	425008
1,1,2,2-Tetrachloroethane	SW8260B	1	1.9	10	ND		ug/Kg	06/24/17	16:49	BP	425008
2-Chlorotoluene	SW8260B	1	1.8	10	ND		ug/Kg	06/24/17	16:49	BP	425008
1,3,5-Trimethylbenzene	SW8260B	1	1.6	10	ND		ug/Kg	06/24/17	16:49	BP	425008
1,2,3-Trichloropropane	SW8260B	1	1.9	10	ND		ug/Kg	06/24/17	16:49	BP	425008
4-Chlorotoluene	SW8260B	1	1.6	10	ND		ug/Kg	06/24/17	16:49	BP	425008
tert-Butylbenzene	SW8260B	1	1.6	10	ND		ug/Kg	06/24/17	16:49	BP	425008
1,2,4-Trimethylbenzene	SW8260B	1	1.4	10	ND		ug/Kg	06/24/17	16:49	BP	425008
sec-Butyl Benzene	SW8260B	1	1.6	10	ND		ug/Kg	06/24/17	16:49	BP	425008
p-Isopropyltoluene	SW8260B	1	1.5	10	ND		ug/Kg	06/24/17	16:49	BP	425008
1,3-Dichlorobenzene	SW8260B	1	1.7	10	ND		ug/Kg	06/24/17	16:49	BP	425008
1,4-Dichlorobenzene	SW8260B	1	1.7	10	ND		ug/Kg	06/24/17	16:49	BP	425008



SAMPLE RESULTS

Report prepared for: Kelsey Gerhart
Engeo (San Ramon)

Date/Time Received: 06/22/17, 5:35 pm
Date Reported: 06/27/17

Client Sample ID:	B-3 @4.5'-5'	Lab Sample ID:	1706188-008A
Project Name/Location:	Baker	Sample Matrix:	Soil
Project Number:	13255.000.000		
Date/Time Sampled:	06/22/17 / 9:20		
SDG:			
Tag Number:	Baker Rd		

Prep Method: 5035	Prep Batch Date/Time: 6/24/17	1:11:00PM
Prep Batch ID: 7730	Prep Analyst:	BPATEL

Parameters:	Analysis Method	DF	MDL	PQL	Results	Q	Units	Analyzed	Time	By	Analytical Batch
n-Butylbenzene	SW8260B	1	1.5	10	ND		ug/Kg	06/24/17	16:49	BP	425008
1,2-Dichlorobenzene	SW8260B	1	1.8	10	ND		ug/Kg	06/24/17	16:49	BP	425008
1,2-Dibromo-3-Chloropropane	SW8260B	1	1.8	10	ND		ug/Kg	06/24/17	16:49	BP	425008
Hexachlorobutadiene	SW8260B	1	1.4	10	ND		ug/Kg	06/24/17	16:49	BP	425008
1,2,4-Trichlorobenzene	SW8260B	1	1.5	10	ND		ug/Kg	06/24/17	16:49	BP	425008
Naphthalene	SW8260B	1	1.7	10	ND		ug/Kg	06/24/17	16:49	BP	425008
1,2,3-Trichlorobenzene	SW8260B	1	1.7	10	ND		ug/Kg	06/24/17	16:49	BP	425008
2-Butanone (MEK)	SW8260B	1	2.3	10	ND		ug/Kg	06/24/17	16:49	BP	425008
(S) Dibromofluoromethane	SW8260B		59.8 - 148		91.0		%	06/24/17	16:49	BP	425008
(S) Toluene-d8	SW8260B		55.2 - 133		118		%	06/24/17	16:49	BP	425008
(S) 4-Bromofluorobenzene	SW8260B		55.8 - 141		115		%	06/24/17	16:49	BP	425008

Prep Method: 5035GRO	Prep Batch Date/Time: 6/24/17	1:11:00PM
Prep Batch ID: 7731	Prep Analyst:	BPATEL

Parameters:	Analysis Method	DF	MDL	PQL	Results	Q	Units	Analyzed	Time	By	Analytical Batch
TPH(Gasoline)	8260TPH	1	43	100	ND		ug/Kg	06/24/17	16:49	BP	425008
(S) 4-Bromofluorobenzene	8260TPH		43.9 - 127		59.7		%	06/24/17	16:49	BP	425008



SAMPLE RESULTS

Report prepared for: Kelsey Gerhart
Engeo (San Ramon)

Date/Time Received: 06/22/17, 5:35 pm
Date Reported: 06/27/17

Client Sample ID:	B-6 @4.5'-5'	Lab Sample ID:	1706188-009A
Project Name/Location:	Baker	Sample Matrix:	Soil
Project Number:	13255.000.000		
Date/Time Sampled:	06/22/17 / 9:40		
SDG:			
Tag Number:	Baker Rd		

Prep Method: 3546_TPHSG	Prep Batch Date/Time: 6/26/17	3:59:00PM
Prep Batch ID: 7715	Prep Analyst:	LIMBAT

Parameters:	Analysis Method	DF	MDL	PQL	Results	Q	Units	Analyzed	Time	By	Analytical Batch
TPH as Diesel (SG)	SW8015B	1	0.85	2.0	ND		mg/Kg	06/26/17	20:41	mk	425023
TPH as Motor Oil (SG)	SW8015B	1	3.2	10	ND		mg/Kg	06/26/17	20:41	mk	425023
			Acceptance Limits								
Pentacosane (S)	SW8015B		59 - 129		112		%	06/26/17	20:41	mk	425023

Prep Method: 5035	Prep Batch Date/Time: 6/24/17	1:11:00PM
Prep Batch ID: 7730	Prep Analyst:	BPATEL

Parameters:	Analysis Method	DF	MDL	PQL	Results	Q	Units	Analyzed	Time	By	Analytical Batch
Dichlorodifluoromethane	SW8260B	1	1.2	10	ND		ug/Kg	06/24/17	17:25	BP	425008
Chloromethane	SW8260B	1	1.8	10	ND		ug/Kg	06/24/17	17:25	BP	425008
Vinyl Chloride	SW8260B	1	2.0	10	ND		ug/Kg	06/24/17	17:25	BP	425008
Bromomethane	SW8260B	1	2.7	10	ND		ug/Kg	06/24/17	17:25	BP	425008
Chloroethane	SW8260B	1	3.0	10	ND		ug/Kg	06/24/17	17:25	BP	425008
Trichlorofluoromethane	SW8260B	1	2.1	10	ND		ug/Kg	06/24/17	17:25	BP	425008
1,1-Dichloroethene	SW8260B	1	2.0	10	ND		ug/Kg	06/24/17	17:25	BP	425008
Freon 113	SW8260B	1	1.9	10	ND		ug/Kg	06/24/17	17:25	BP	425008
Methylene Chloride	SW8260B	1	7.1	10	ND		ug/Kg	06/24/17	17:25	BP	425008
trans-1,2-Dichloroethene	SW8260B	1	2.1	10	ND		ug/Kg	06/24/17	17:25	BP	425008
MTBE	SW8260B	1	2.3	10	ND		ug/Kg	06/24/17	17:25	BP	425008
tert-Butanol	SW8260B	1	12	50	ND		ug/Kg	06/24/17	17:25	BP	425008
Diisopropyl ether (DIPE)	SW8260B	1	2.3	10	ND		ug/Kg	06/24/17	17:25	BP	425008
1,1-Dichloroethane	SW8260B	1	2.2	10	ND		ug/Kg	06/24/17	17:25	BP	425008
ETBE	SW8260B	1	2.3	10	ND		ug/Kg	06/24/17	17:25	BP	425008
cis-1,2-Dichloroethene	SW8260B	1	2.2	10	ND		ug/Kg	06/24/17	17:25	BP	425008
2,2-Dichloropropane	SW8260B	1	1.9	10	ND		ug/Kg	06/24/17	17:25	BP	425008
Bromochloromethane	SW8260B	1	2.3	10	ND		ug/Kg	06/24/17	17:25	BP	425008
Chloroform	SW8260B	1	2.4	10	ND		ug/Kg	06/24/17	17:25	BP	425008
Carbon Tetrachloride	SW8260B	1	2.1	10	ND		ug/Kg	06/24/17	17:25	BP	425008
1,1,1-Trichloroethane	SW8260B	1	2.1	10	ND		ug/Kg	06/24/17	17:25	BP	425008
1,1-Dichloropropene	SW8260B	1	2.0	10	ND		ug/Kg	06/24/17	17:25	BP	425008
Benzene	SW8260B	1	2.2	10	ND		ug/Kg	06/24/17	17:25	BP	425008
TAME	SW8260B	1	2.3	10	ND		ug/Kg	06/24/17	17:25	BP	425008
1,2-Dichloroethane	SW8260B	1	2.3	10	ND		ug/Kg	06/24/17	17:25	BP	425008



SAMPLE RESULTS

Report prepared for: Kelsey Gerhart
Engeo (San Ramon)

Date/Time Received: 06/22/17, 5:35 pm
Date Reported: 06/27/17

Client Sample ID:	B-6 @4.5'-5'	Lab Sample ID:	1706188-009A
Project Name/Location:	Baker	Sample Matrix:	Soil
Project Number:	13255.000.000		
Date/Time Sampled:	06/22/17 / 9:40		
SDG:			
Tag Number:	Baker Rd		

Prep Method: 5035	Prep Batch Date/Time: 6/24/17 1:11:00PM
Prep Batch ID: 7730	Prep Analyst: BPATEL

Parameters:	Analysis Method	DF	MDL	PQL	Results	Q	Units	Analyzed	Time	By	Analytical Batch
Trichloroethylene	SW8260B	1	1.8	10	ND		ug/Kg	06/24/17	17:25	BP	425008
Dibromomethane	SW8260B	1	1.8	10	ND		ug/Kg	06/24/17	17:25	BP	425008
1,2-Dichloropropane	SW8260B	1	1.9	10	ND		ug/Kg	06/24/17	17:25	BP	425008
Bromodichloromethane	SW8260B	1	2.0	10	ND		ug/Kg	06/24/17	17:25	BP	425008
cis-1,3-Dichloropropene	SW8260B	1	1.6	10	ND		ug/Kg	06/24/17	17:25	BP	425008
Toluene	SW8260B	1	1.8	10	ND		ug/Kg	06/24/17	17:25	BP	425008
Tetrachloroethylene	SW8260B	1	1.7	10	ND		ug/Kg	06/24/17	17:25	BP	425008
trans-1,3-Dichloropropene	SW8260B	1	1.6	10	ND		ug/Kg	06/24/17	17:25	BP	425008
1,1,2-Trichloroethane	SW8260B	1	1.8	10	ND		ug/Kg	06/24/17	17:25	BP	425008
Dibromochloromethane	SW8260B	1	1.9	10	ND		ug/Kg	06/24/17	17:25	BP	425008
1,3-Dichloropropane	SW8260B	1	1.8	10	ND		ug/Kg	06/24/17	17:25	BP	425008
1,2-Dibromoethane	SW8260B	1	1.8	10	ND		ug/Kg	06/24/17	17:25	BP	425008
Chlorobenzene	SW8260B	1	1.8	10	ND		ug/Kg	06/24/17	17:25	BP	425008
Ethyl Benzene	SW8260B	1	1.7	10	ND		ug/Kg	06/24/17	17:25	BP	425008
1,1,1,2-Tetrachloroethane	SW8260B	1	1.9	10	ND		ug/Kg	06/24/17	17:25	BP	425008
m,p-Xylene	SW8260B	1	3.2	10	ND		ug/Kg	06/24/17	17:25	BP	425008
o-Xylene	SW8260B	1	1.7	10	ND		ug/Kg	06/24/17	17:25	BP	425008
Styrene	SW8260B	1	1.6	10	ND		ug/Kg	06/24/17	17:25	BP	425008
Bromoform	SW8260B	1	1.7	10	ND		ug/Kg	06/24/17	17:25	BP	425008
Isopropyl Benzene	SW8260B	1	1.6	10	ND		ug/Kg	06/24/17	17:25	BP	425008
n-Propylbenzene	SW8260B	1	1.6	10	ND		ug/Kg	06/24/17	17:25	BP	425008
Bromobenzene	SW8260B	1	1.8	10	ND		ug/Kg	06/24/17	17:25	BP	425008
1,1,2,2-Tetrachloroethane	SW8260B	1	1.9	10	ND		ug/Kg	06/24/17	17:25	BP	425008
2-Chlorotoluene	SW8260B	1	1.8	10	ND		ug/Kg	06/24/17	17:25	BP	425008
1,3,5-Trimethylbenzene	SW8260B	1	1.6	10	ND		ug/Kg	06/24/17	17:25	BP	425008
1,2,3-Trichloropropane	SW8260B	1	1.9	10	ND		ug/Kg	06/24/17	17:25	BP	425008
4-Chlorotoluene	SW8260B	1	1.6	10	ND		ug/Kg	06/24/17	17:25	BP	425008
tert-Butylbenzene	SW8260B	1	1.6	10	ND		ug/Kg	06/24/17	17:25	BP	425008
1,2,4-Trimethylbenzene	SW8260B	1	1.4	10	ND		ug/Kg	06/24/17	17:25	BP	425008
sec-Butyl Benzene	SW8260B	1	1.6	10	ND		ug/Kg	06/24/17	17:25	BP	425008
p-Isopropyltoluene	SW8260B	1	1.5	10	ND		ug/Kg	06/24/17	17:25	BP	425008
1,3-Dichlorobenzene	SW8260B	1	1.7	10	ND		ug/Kg	06/24/17	17:25	BP	425008
1,4-Dichlorobenzene	SW8260B	1	1.7	10	ND		ug/Kg	06/24/17	17:25	BP	425008
n-Butylbenzene	SW8260B	1	1.5	10	ND		ug/Kg	06/24/17	17:25	BP	425008
1,2-Dichlorobenzene	SW8260B	1	1.8	10	ND		ug/Kg	06/24/17	17:25	BP	425008



SAMPLE RESULTS

Report prepared for: Kelsey Gerhart
Engeo (San Ramon)

Date/Time Received: 06/22/17, 5:35 pm
Date Reported: 06/27/17

Client Sample ID:	B-6 @4.5'-5'	Lab Sample ID:	1706188-009A
Project Name/Location:	Baker	Sample Matrix:	Soil
Project Number:	13255.000.000		
Date/Time Sampled:	06/22/17 / 9:40		
SDG:			
Tag Number:	Baker Rd		

Prep Method: 5035	Prep Batch Date/Time: 6/24/17	1:11:00PM
Prep Batch ID: 7730	Prep Analyst:	BPATEL

Parameters:	Analysis Method	DF	MDL	PQL	Results	Q	Units	Analyzed	Time	By	Analytical Batch
1,2-Dibromo-3-Chloropropane	SW8260B	1	1.8	10	ND		ug/Kg	06/24/17	17:25	BP	425008
Hexachlorobutadiene	SW8260B	1	1.4	10	ND		ug/Kg	06/24/17	17:25	BP	425008
1,2,4-Trichlorobenzene	SW8260B	1	1.5	10	ND		ug/Kg	06/24/17	17:25	BP	425008
Naphthalene	SW8260B	1	1.7	10	ND		ug/Kg	06/24/17	17:25	BP	425008
1,2,3-Trichlorobenzene	SW8260B	1	1.7	10	ND		ug/Kg	06/24/17	17:25	BP	425008
2-Butanone (MEK)	SW8260B	1	2.3	10	ND		ug/Kg	06/24/17	17:25	BP	425008
(S) Dibromofluoromethane	SW8260B		59.8 - 148		92.5		%	06/24/17	17:25	BP	425008
(S) Toluene-d8	SW8260B		55.2 - 133		117		%	06/24/17	17:25	BP	425008
(S) 4-Bromofluorobenzene	SW8260B		55.8 - 141		120		%	06/24/17	17:25	BP	425008

Prep Method: 5035GRO	Prep Batch Date/Time: 6/24/17	1:11:00PM
Prep Batch ID: 7731	Prep Analyst:	BPATEL

Parameters:	Analysis Method	DF	MDL	PQL	Results	Q	Units	Analyzed	Time	By	Analytical Batch
TPH(Gasoline)	8260TPH	1	43	100	ND		ug/Kg	06/24/17	17:25	BP	425008
(S) 4-Bromofluorobenzene	8260TPH		43.9 - 127		54.8		%	06/24/17	17:25	BP	425008



SAMPLE RESULTS

Report prepared for: Kelsey Gerhart
Engeo (San Ramon)

Date/Time Received: 06/22/17, 5:35 pm
Date Reported: 06/27/17

Client Sample ID:	B-8 @4.5'-5'	Lab Sample ID:	1706188-010A
Project Name/Location:	Baker	Sample Matrix:	Soil
Project Number:	13255.000.000		
Date/Time Sampled:	06/22/17 / 9:50		
SDG:			
Tag Number:	Baker Rd		

Prep Method: 3546_TPHSG	Prep Batch Date/Time: 6/26/17	3:59:00PM
Prep Batch ID: 7715	Prep Analyst:	LIMBAT

Parameters:	Analysis Method	DF	MDL	PQL	Results	Q	Units	Analyzed	Time	By	Analytical Batch
TPH as Diesel (SG)	SW8015B	1	0.85	2.0	3.64	x	mg/Kg	06/26/17	21:04	mk	425023
TPH as Motor Oil (SG)	SW8015B	1	3.2	10	ND		mg/Kg	06/26/17	21:04	mk	425023
Acceptance Limits											
Pentacosane (S)	SW8015B		59 - 129		128		%	06/26/17	21:04	mk	425023

NOTE: x- Chromatographic pattern does not resemble typical diesel reference standard; unknown organics within diesel range slightly heavier than diesel quantified as diesel.

Prep Method: 5035	Prep Batch Date/Time: 6/24/17	1:11:00PM
Prep Batch ID: 7730	Prep Analyst:	BPATEL

Parameters:	Analysis Method	DF	MDL	PQL	Results	Q	Units	Analyzed	Time	By	Analytical Batch
Dichlorodifluoromethane	SW8260B	1	1.2	10	ND		ug/Kg	06/24/17	18:01	BP	425008
Chloromethane	SW8260B	1	1.8	10	ND		ug/Kg	06/24/17	18:01	BP	425008
Vinyl Chloride	SW8260B	1	2.0	10	ND		ug/Kg	06/24/17	18:01	BP	425008
Bromomethane	SW8260B	1	2.7	10	ND		ug/Kg	06/24/17	18:01	BP	425008
Chloroethane	SW8260B	1	3.0	10	ND		ug/Kg	06/24/17	18:01	BP	425008
Trichlorofluoromethane	SW8260B	1	2.1	10	ND		ug/Kg	06/24/17	18:01	BP	425008
1,1-Dichloroethene	SW8260B	1	2.0	10	ND		ug/Kg	06/24/17	18:01	BP	425008
Freon 113	SW8260B	1	1.9	10	ND		ug/Kg	06/24/17	18:01	BP	425008
Methylene Chloride	SW8260B	1	7.1	10	ND		ug/Kg	06/24/17	18:01	BP	425008
trans-1,2-Dichloroethene	SW8260B	1	2.1	10	ND		ug/Kg	06/24/17	18:01	BP	425008
MTBE	SW8260B	1	2.3	10	ND		ug/Kg	06/24/17	18:01	BP	425008
tert-Butanol	SW8260B	1	12	50	ND		ug/Kg	06/24/17	18:01	BP	425008
Diisopropyl ether (DIPE)	SW8260B	1	2.3	10	ND		ug/Kg	06/24/17	18:01	BP	425008
1,1-Dichloroethane	SW8260B	1	2.2	10	ND		ug/Kg	06/24/17	18:01	BP	425008
ETBE	SW8260B	1	2.3	10	ND		ug/Kg	06/24/17	18:01	BP	425008
cis-1,2-Dichloroethene	SW8260B	1	2.2	10	ND		ug/Kg	06/24/17	18:01	BP	425008
2,2-Dichloropropane	SW8260B	1	1.9	10	ND		ug/Kg	06/24/17	18:01	BP	425008
Bromochloromethane	SW8260B	1	2.3	10	ND		ug/Kg	06/24/17	18:01	BP	425008
Chloroform	SW8260B	1	2.4	10	ND		ug/Kg	06/24/17	18:01	BP	425008
Carbon Tetrachloride	SW8260B	1	2.1	10	ND		ug/Kg	06/24/17	18:01	BP	425008
1,1,1-Trichloroethane	SW8260B	1	2.1	10	ND		ug/Kg	06/24/17	18:01	BP	425008
1,1-Dichloropropene	SW8260B	1	2.0	10	ND		ug/Kg	06/24/17	18:01	BP	425008
Benzene	SW8260B	1	2.2	10	ND		ug/Kg	06/24/17	18:01	BP	425008



SAMPLE RESULTS

Report prepared for: Kelsey Gerhart
Engeo (San Ramon)

Date/Time Received: 06/22/17, 5:35 pm
Date Reported: 06/27/17

Client Sample ID:	B-8 @4.5'-5'	Lab Sample ID:	1706188-010A
Project Name/Location:	Baker	Sample Matrix:	Soil
Project Number:	13255.000.000		
Date/Time Sampled:	06/22/17 / 9:50		
SDG:			
Tag Number:	Baker Rd		

Prep Method: 5035	Prep Batch Date/Time: 6/24/17 1:11:00PM
Prep Batch ID: 7730	Prep Analyst: BPATEL

Parameters:	Analysis Method	DF	MDL	PQL	Results	Q	Units	Analyzed	Time	By	Analytical Batch
TAME	SW8260B	1	2.3	10	ND		ug/Kg	06/24/17	18:01	BP	425008
1,2-Dichloroethane	SW8260B	1	2.3	10	ND		ug/Kg	06/24/17	18:01	BP	425008
Trichloroethylene	SW8260B	1	1.8	10	ND		ug/Kg	06/24/17	18:01	BP	425008
Dibromomethane	SW8260B	1	1.8	10	ND		ug/Kg	06/24/17	18:01	BP	425008
1,2-Dichloropropane	SW8260B	1	1.9	10	ND		ug/Kg	06/24/17	18:01	BP	425008
Bromodichloromethane	SW8260B	1	2.0	10	ND		ug/Kg	06/24/17	18:01	BP	425008
cis-1,3-Dichloropropene	SW8260B	1	1.6	10	ND		ug/Kg	06/24/17	18:01	BP	425008
Toluene	SW8260B	1	1.8	10	ND		ug/Kg	06/24/17	18:01	BP	425008
Tetrachloroethylene	SW8260B	1	1.7	10	ND		ug/Kg	06/24/17	18:01	BP	425008
trans-1,3-Dichloropropene	SW8260B	1	1.6	10	ND		ug/Kg	06/24/17	18:01	BP	425008
1,1,2-Trichloroethane	SW8260B	1	1.8	10	ND		ug/Kg	06/24/17	18:01	BP	425008
Dibromochloromethane	SW8260B	1	1.9	10	ND		ug/Kg	06/24/17	18:01	BP	425008
1,3-Dichloropropane	SW8260B	1	1.8	10	ND		ug/Kg	06/24/17	18:01	BP	425008
1,2-Dibromoethane	SW8260B	1	1.8	10	ND		ug/Kg	06/24/17	18:01	BP	425008
Chlorobenzene	SW8260B	1	1.8	10	ND		ug/Kg	06/24/17	18:01	BP	425008
Ethyl Benzene	SW8260B	1	1.7	10	ND		ug/Kg	06/24/17	18:01	BP	425008
1,1,1,2-Tetrachloroethane	SW8260B	1	1.9	10	ND		ug/Kg	06/24/17	18:01	BP	425008
m,p-Xylene	SW8260B	1	3.2	10	ND		ug/Kg	06/24/17	18:01	BP	425008
o-Xylene	SW8260B	1	1.7	10	ND		ug/Kg	06/24/17	18:01	BP	425008
Styrene	SW8260B	1	1.6	10	ND		ug/Kg	06/24/17	18:01	BP	425008
Bromoform	SW8260B	1	1.7	10	ND		ug/Kg	06/24/17	18:01	BP	425008
Isopropyl Benzene	SW8260B	1	1.6	10	ND		ug/Kg	06/24/17	18:01	BP	425008
n-Propylbenzene	SW8260B	1	1.6	10	ND		ug/Kg	06/24/17	18:01	BP	425008
Bromobenzene	SW8260B	1	1.8	10	ND		ug/Kg	06/24/17	18:01	BP	425008
1,1,2,2-Tetrachloroethane	SW8260B	1	1.9	10	ND		ug/Kg	06/24/17	18:01	BP	425008
2-Chlorotoluene	SW8260B	1	1.8	10	ND		ug/Kg	06/24/17	18:01	BP	425008
1,3,5-Trimethylbenzene	SW8260B	1	1.6	10	ND		ug/Kg	06/24/17	18:01	BP	425008
1,2,3-Trichloropropane	SW8260B	1	1.9	10	ND		ug/Kg	06/24/17	18:01	BP	425008
4-Chlorotoluene	SW8260B	1	1.6	10	ND		ug/Kg	06/24/17	18:01	BP	425008
tert-Butylbenzene	SW8260B	1	1.6	10	ND		ug/Kg	06/24/17	18:01	BP	425008
1,2,4-Trimethylbenzene	SW8260B	1	1.4	10	ND		ug/Kg	06/24/17	18:01	BP	425008
sec-Butyl Benzene	SW8260B	1	1.6	10	ND		ug/Kg	06/24/17	18:01	BP	425008
p-Isopropyltoluene	SW8260B	1	1.5	10	ND		ug/Kg	06/24/17	18:01	BP	425008
1,3-Dichlorobenzene	SW8260B	1	1.7	10	ND		ug/Kg	06/24/17	18:01	BP	425008
1,4-Dichlorobenzene	SW8260B	1	1.7	10	ND		ug/Kg	06/24/17	18:01	BP	425008



SAMPLE RESULTS

Report prepared for: Kelsey Gerhart
Engeo (San Ramon)

Date/Time Received: 06/22/17, 5:35 pm
Date Reported: 06/27/17

Client Sample ID:	B-8 @4.5'-5'	Lab Sample ID:	1706188-010A
Project Name/Location:	Baker	Sample Matrix:	Soil
Project Number:	13255.000.000		
Date/Time Sampled:	06/22/17 / 9:50		
SDG:			
Tag Number:	Baker Rd		

Prep Method: 5035	Prep Batch Date/Time: 6/24/17	1:11:00PM
Prep Batch ID: 7730	Prep Analyst:	BPATEL

Parameters:	Analysis Method	DF	MDL	PQL	Results	Q	Units	Analyzed	Time	By	Analytical Batch
n-Butylbenzene	SW8260B	1	1.5	10	ND		ug/Kg	06/24/17	18:01	BP	425008
1,2-Dichlorobenzene	SW8260B	1	1.8	10	ND		ug/Kg	06/24/17	18:01	BP	425008
1,2-Dibromo-3-Chloropropane	SW8260B	1	1.8	10	ND		ug/Kg	06/24/17	18:01	BP	425008
Hexachlorobutadiene	SW8260B	1	1.4	10	ND		ug/Kg	06/24/17	18:01	BP	425008
1,2,4-Trichlorobenzene	SW8260B	1	1.5	10	ND		ug/Kg	06/24/17	18:01	BP	425008
Naphthalene	SW8260B	1	1.7	10	ND		ug/Kg	06/24/17	18:01	BP	425008
1,2,3-Trichlorobenzene	SW8260B	1	1.7	10	ND		ug/Kg	06/24/17	18:01	BP	425008
2-Butanone (MEK)	SW8260B	1	2.3	10	ND		ug/Kg	06/24/17	18:01	BP	425008
(S) Dibromofluoromethane	SW8260B		59.8 - 148		93.9		%	06/24/17	18:01	BP	425008
(S) Toluene-d8	SW8260B		55.2 - 133		112		%	06/24/17	18:01	BP	425008
(S) 4-Bromofluorobenzene	SW8260B		55.8 - 141		115		%	06/24/17	18:01	BP	425008

Prep Method: 5035GRO	Prep Batch Date/Time: 6/24/17	1:11:00PM
Prep Batch ID: 7731	Prep Analyst:	BPATEL

Parameters:	Analysis Method	DF	MDL	PQL	Results	Q	Units	Analyzed	Time	By	Analytical Batch
TPH(Gasoline)	8260TPH	1	43	100	ND		ug/Kg	06/24/17	18:01	BP	425008
(S) 4-Bromofluorobenzene	8260TPH		43.9 - 127		63.3		%	06/24/17	18:01	BP	425008



SAMPLE RESULTS

Report prepared for: Kelsey Gerhart
Engeo (San Ramon)

Date/Time Received: 06/22/17, 5:35 pm
Date Reported: 06/27/17

Client Sample ID:	B-7 @4.5'-5'	Lab Sample ID:	1706188-011A
Project Name/Location:	Baker	Sample Matrix:	Soil
Project Number:	13255.000.000		
Date/Time Sampled:	06/22/17 / 10:25		
SDG:			
Tag Number:	Baker Rd		

Prep Method: 3546_TPHSG	Prep Batch Date/Time: 6/26/17 3:59:00PM
Prep Batch ID: 7715	Prep Analyst: LIMBAT

Parameters:	Analysis Method	DF	MDL	PQL	Results	Q	Units	Analyzed	Time	By	Analytical Batch
TPH as Diesel (SG)	SW8015B	1	0.85	2.0	8.14	x	mg/Kg	06/27/17	10:29	mk	425023
TPH as Motor Oil (SG)	SW8015B	1	3.2	10	17.9		mg/Kg	06/27/17	10:29	mk	425023
			Acceptance Limits								
Pentacosane (S)	SW8015B		59 - 129		128		%	06/27/17	10:29	mk	425023

NOTE: x- Chromatographic pattern does not resemble typical diesel reference standard; unknown organics within diesel range slightly heavier than diesel quantified as diesel.

Prep Method: 5035	Prep Batch Date/Time: 6/24/17 1:11:00PM
Prep Batch ID: 7730	Prep Analyst: BPATEL

Parameters:	Analysis Method	DF	MDL	PQL	Results	Q	Units	Analyzed	Time	By	Analytical Batch
Dichlorodifluoromethane	SW8260B	1	1.2	10	ND		ug/Kg	06/24/17	18:37	BP	425008
Chloromethane	SW8260B	1	1.8	10	ND		ug/Kg	06/24/17	18:37	BP	425008
Vinyl Chloride	SW8260B	1	2.0	10	ND		ug/Kg	06/24/17	18:37	BP	425008
Bromomethane	SW8260B	1	2.7	10	ND		ug/Kg	06/24/17	18:37	BP	425008
Chloroethane	SW8260B	1	3.0	10	ND		ug/Kg	06/24/17	18:37	BP	425008
Trichlorofluoromethane	SW8260B	1	2.1	10	ND		ug/Kg	06/24/17	18:37	BP	425008
1,1-Dichloroethene	SW8260B	1	2.0	10	ND		ug/Kg	06/24/17	18:37	BP	425008
Freon 113	SW8260B	1	1.9	10	ND		ug/Kg	06/24/17	18:37	BP	425008
Methylene Chloride	SW8260B	1	7.1	10	ND		ug/Kg	06/24/17	18:37	BP	425008
trans-1,2-Dichloroethene	SW8260B	1	2.1	10	ND		ug/Kg	06/24/17	18:37	BP	425008
MTBE	SW8260B	1	2.3	10	ND		ug/Kg	06/24/17	18:37	BP	425008
tert-Butanol	SW8260B	1	12	50	ND		ug/Kg	06/24/17	18:37	BP	425008
Diisopropyl ether (DIPE)	SW8260B	1	2.3	10	ND		ug/Kg	06/24/17	18:37	BP	425008
1,1-Dichloroethane	SW8260B	1	2.2	10	ND		ug/Kg	06/24/17	18:37	BP	425008
ETBE	SW8260B	1	2.3	10	ND		ug/Kg	06/24/17	18:37	BP	425008
cis-1,2-Dichloroethene	SW8260B	1	2.2	10	ND		ug/Kg	06/24/17	18:37	BP	425008
2,2-Dichloropropane	SW8260B	1	1.9	10	ND		ug/Kg	06/24/17	18:37	BP	425008
Bromochloromethane	SW8260B	1	2.3	10	ND		ug/Kg	06/24/17	18:37	BP	425008
Chloroform	SW8260B	1	2.4	10	ND		ug/Kg	06/24/17	18:37	BP	425008
Carbon Tetrachloride	SW8260B	1	2.1	10	ND		ug/Kg	06/24/17	18:37	BP	425008
1,1,1-Trichloroethane	SW8260B	1	2.1	10	ND		ug/Kg	06/24/17	18:37	BP	425008
1,1-Dichloropropene	SW8260B	1	2.0	10	ND		ug/Kg	06/24/17	18:37	BP	425008
Benzene	SW8260B	1	2.2	10	ND		ug/Kg	06/24/17	18:37	BP	425008



SAMPLE RESULTS

Report prepared for: Kelsey Gerhart
Engeo (San Ramon)

Date/Time Received: 06/22/17, 5:35 pm
Date Reported: 06/27/17

Client Sample ID:	B-7 @4.5'-5'	Lab Sample ID:	1706188-011A
Project Name/Location:	Baker	Sample Matrix:	Soil
Project Number:	13255.000.000		
Date/Time Sampled:	06/22/17 / 10:25		
SDG:			
Tag Number:	Baker Rd		

Prep Method: 5035	Prep Batch Date/Time: 6/24/17 1:11:00PM
Prep Batch ID: 7730	Prep Analyst: BPATEL

Parameters:	Analysis Method	DF	MDL	PQL	Results	Q	Units	Analyzed	Time	By	Analytical Batch
TAME	SW8260B	1	2.3	10	ND		ug/Kg	06/24/17	18:37	BP	425008
1,2-Dichloroethane	SW8260B	1	2.3	10	ND		ug/Kg	06/24/17	18:37	BP	425008
Trichloroethylene	SW8260B	1	1.8	10	ND		ug/Kg	06/24/17	18:37	BP	425008
Dibromomethane	SW8260B	1	1.8	10	ND		ug/Kg	06/24/17	18:37	BP	425008
1,2-Dichloropropane	SW8260B	1	1.9	10	ND		ug/Kg	06/24/17	18:37	BP	425008
Bromodichloromethane	SW8260B	1	2.0	10	ND		ug/Kg	06/24/17	18:37	BP	425008
cis-1,3-Dichloropropene	SW8260B	1	1.6	10	ND		ug/Kg	06/24/17	18:37	BP	425008
Toluene	SW8260B	1	1.8	10	ND		ug/Kg	06/24/17	18:37	BP	425008
Tetrachloroethylene	SW8260B	1	1.7	10	ND		ug/Kg	06/24/17	18:37	BP	425008
trans-1,3-Dichloropropene	SW8260B	1	1.6	10	ND		ug/Kg	06/24/17	18:37	BP	425008
1,1,2-Trichloroethane	SW8260B	1	1.8	10	ND		ug/Kg	06/24/17	18:37	BP	425008
Dibromochloromethane	SW8260B	1	1.9	10	ND		ug/Kg	06/24/17	18:37	BP	425008
1,3-Dichloropropane	SW8260B	1	1.8	10	ND		ug/Kg	06/24/17	18:37	BP	425008
1,2-Dibromoethane	SW8260B	1	1.8	10	ND		ug/Kg	06/24/17	18:37	BP	425008
Chlorobenzene	SW8260B	1	1.8	10	ND		ug/Kg	06/24/17	18:37	BP	425008
Ethyl Benzene	SW8260B	1	1.7	10	ND		ug/Kg	06/24/17	18:37	BP	425008
1,1,1,2-Tetrachloroethane	SW8260B	1	1.9	10	ND		ug/Kg	06/24/17	18:37	BP	425008
m,p-Xylene	SW8260B	1	3.2	10	ND		ug/Kg	06/24/17	18:37	BP	425008
o-Xylene	SW8260B	1	1.7	10	ND		ug/Kg	06/24/17	18:37	BP	425008
Styrene	SW8260B	1	1.6	10	ND		ug/Kg	06/24/17	18:37	BP	425008
Bromoform	SW8260B	1	1.7	10	ND		ug/Kg	06/24/17	18:37	BP	425008
Isopropyl Benzene	SW8260B	1	1.6	10	ND		ug/Kg	06/24/17	18:37	BP	425008
n-Propylbenzene	SW8260B	1	1.6	10	ND		ug/Kg	06/24/17	18:37	BP	425008
Bromobenzene	SW8260B	1	1.8	10	ND		ug/Kg	06/24/17	18:37	BP	425008
1,1,2,2-Tetrachloroethane	SW8260B	1	1.9	10	ND		ug/Kg	06/24/17	18:37	BP	425008
2-Chlorotoluene	SW8260B	1	1.8	10	ND		ug/Kg	06/24/17	18:37	BP	425008
1,3,5-Trimethylbenzene	SW8260B	1	1.6	10	ND		ug/Kg	06/24/17	18:37	BP	425008
1,2,3-Trichloropropane	SW8260B	1	1.9	10	ND		ug/Kg	06/24/17	18:37	BP	425008
4-Chlorotoluene	SW8260B	1	1.6	10	ND		ug/Kg	06/24/17	18:37	BP	425008
tert-Butylbenzene	SW8260B	1	1.6	10	ND		ug/Kg	06/24/17	18:37	BP	425008
1,2,4-Trimethylbenzene	SW8260B	1	1.4	10	ND		ug/Kg	06/24/17	18:37	BP	425008
sec-Butyl Benzene	SW8260B	1	1.6	10	ND		ug/Kg	06/24/17	18:37	BP	425008
p-Isopropyltoluene	SW8260B	1	1.5	10	ND		ug/Kg	06/24/17	18:37	BP	425008
1,3-Dichlorobenzene	SW8260B	1	1.7	10	ND		ug/Kg	06/24/17	18:37	BP	425008
1,4-Dichlorobenzene	SW8260B	1	1.7	10	ND		ug/Kg	06/24/17	18:37	BP	425008



SAMPLE RESULTS

Report prepared for: Kelsey Gerhart
Engeo (San Ramon)

Date/Time Received: 06/22/17, 5:35 pm
Date Reported: 06/27/17

Client Sample ID:	B-7 @4.5'-5'	Lab Sample ID:	1706188-011A
Project Name/Location:	Baker	Sample Matrix:	Soil
Project Number:	13255.000.000		
Date/Time Sampled:	06/22/17 / 10:25		
SDG:			
Tag Number:	Baker Rd		

Prep Method: 5035	Prep Batch Date/Time: 6/24/17	1:11:00PM
Prep Batch ID: 7730	Prep Analyst:	BPATEL

Parameters:	Analysis Method	DF	MDL	PQL	Results	Q	Units	Analyzed	Time	By	Analytical Batch
n-Butylbenzene	SW8260B	1	1.5	10	ND		ug/Kg	06/24/17	18:37	BP	425008
1,2-Dichlorobenzene	SW8260B	1	1.8	10	ND		ug/Kg	06/24/17	18:37	BP	425008
1,2-Dibromo-3-Chloropropane	SW8260B	1	1.8	10	ND		ug/Kg	06/24/17	18:37	BP	425008
Hexachlorobutadiene	SW8260B	1	1.4	10	ND		ug/Kg	06/24/17	18:37	BP	425008
1,2,4-Trichlorobenzene	SW8260B	1	1.5	10	ND		ug/Kg	06/24/17	18:37	BP	425008
Naphthalene	SW8260B	1	1.7	10	ND		ug/Kg	06/24/17	18:37	BP	425008
1,2,3-Trichlorobenzene	SW8260B	1	1.7	10	ND		ug/Kg	06/24/17	18:37	BP	425008
2-Butanone (MEK)	SW8260B	1	2.3	10	ND		ug/Kg	06/24/17	18:37	BP	425008
(S) Dibromofluoromethane	SW8260B		59.8 - 148		93.1		%	06/24/17	18:37	BP	425008
(S) Toluene-d8	SW8260B		55.2 - 133		118		%	06/24/17	18:37	BP	425008
(S) 4-Bromofluorobenzene	SW8260B		55.8 - 141		125		%	06/24/17	18:37	BP	425008

Prep Method: 5035GRO	Prep Batch Date/Time: 6/24/17	1:11:00PM
Prep Batch ID: 7731	Prep Analyst:	BPATEL

Parameters:	Analysis Method	DF	MDL	PQL	Results	Q	Units	Analyzed	Time	By	Analytical Batch
TPH(Gasoline)	8260TPH	1	43	100	ND		ug/Kg	06/24/17	18:37	BP	425008
(S) 4-Bromofluorobenzene	8260TPH		43.9 - 127		52.7		%	06/24/17	18:37	BP	425008



SAMPLE RESULTS

Report prepared for: Kelsey Gerhart
Engeo (San Ramon)

Date/Time Received: 06/22/17, 5:35 pm
Date Reported: 06/27/17

Client Sample ID:	B-7 @7.5'-8'	Lab Sample ID:	1706188-012A
Project Name/Location:	Baker	Sample Matrix:	Soil
Project Number:	13255.000.000		
Date/Time Sampled:	06/22/17 / 10:25		
SDG:			
Tag Number:	Baker Rd		

Prep Method: 3546_TPHSG	Prep Batch Date/Time: 6/26/17 3:59:00PM
Prep Batch ID: 7715	Prep Analyst: LIMBAT

Parameters:	Analysis Method	DF	MDL	PQL	Results	Q	Units	Analyzed	Time	By	Analytical Batch
TPH as Diesel (SG)	SW8015B	100	85	200	2390	x	mg/Kg	06/27/17	11:59	mk	425023
TPH as Motor Oil (SG)	SW8015B	100	320	1000	ND		mg/Kg	06/27/17	11:59	mk	425023
Acceptance Limits											
Pentacosane (S)	SW8015B		59 - 129		0.000	D	%	06/27/17	11:59	mk	425023

NOTE: x- Chromatographic pattern does not resemble typical diesel reference standard; unknown organics within diesel range slightly heavier than diesel quantified as diesel.

Prep Method: 5035	Prep Batch Date/Time: 6/24/17 1:11:00PM
Prep Batch ID: 7730	Prep Analyst: BPATEL

Parameters:	Analysis Method	DF	MDL	PQL	Results	Q	Units	Analyzed	Time	By	Analytical Batch
The results shown below are reported using their MDL.											
Dichlorodifluoromethane	SW8260B	100	120	1000	ND		ug/Kg	06/24/17	23:31	BP	425008
Chloromethane	SW8260B	100	180	1000	ND		ug/Kg	06/24/17	23:31	BP	425008
Vinyl Chloride	SW8260B	100	200	1000	ND		ug/Kg	06/24/17	23:31	BP	425008
Bromomethane	SW8260B	100	270	1000	ND		ug/Kg	06/24/17	23:31	BP	425008
Chloroethane	SW8260B	100	300	1000	ND		ug/Kg	06/24/17	23:31	BP	425008
Trichlorofluoromethane	SW8260B	100	210	1000	ND		ug/Kg	06/24/17	23:31	BP	425008
1,1-Dichloroethene	SW8260B	100	200	1000	ND		ug/Kg	06/24/17	23:31	BP	425008
Freon 113	SW8260B	100	190	1000	ND		ug/Kg	06/24/17	23:31	BP	425008
Methylene Chloride	SW8260B	100	710	1000	ND		ug/Kg	06/24/17	23:31	BP	425008
trans-1,2-Dichloroethene	SW8260B	100	210	1000	ND		ug/Kg	06/24/17	23:31	BP	425008
MTBE	SW8260B	100	230	1000	ND		ug/Kg	06/24/17	23:31	BP	425008
tert-Butanol	SW8260B	100	1200	5000	ND		ug/Kg	06/24/17	23:31	BP	425008
Diisopropyl ether (DIPE)	SW8260B	100	230	1000	ND		ug/Kg	06/24/17	23:31	BP	425008
1,1-Dichloroethane	SW8260B	100	220	1000	ND		ug/Kg	06/24/17	23:31	BP	425008
ETBE	SW8260B	100	230	1000	ND		ug/Kg	06/24/17	23:31	BP	425008
cis-1,2-Dichloroethene	SW8260B	100	220	1000	ND		ug/Kg	06/24/17	23:31	BP	425008
2,2-Dichloropropane	SW8260B	100	190	1000	ND		ug/Kg	06/24/17	23:31	BP	425008
Bromochloromethane	SW8260B	100	230	1000	ND		ug/Kg	06/24/17	23:31	BP	425008
Chloroform	SW8260B	100	240	1000	ND		ug/Kg	06/24/17	23:31	BP	425008
Carbon Tetrachloride	SW8260B	100	210	1000	ND		ug/Kg	06/24/17	23:31	BP	425008
1,1,1-Trichloroethane	SW8260B	100	210	1000	ND		ug/Kg	06/24/17	23:31	BP	425008
1,1-Dichloropropene	SW8260B	100	200	1000	ND		ug/Kg	06/24/17	23:31	BP	425008



SAMPLE RESULTS

Report prepared for: Kelsey Gerhart
Engeo (San Ramon)

Date/Time Received: 06/22/17, 5:35 pm
Date Reported: 06/27/17

Client Sample ID:	B-7 @7.5'-8'	Lab Sample ID:	1706188-012A
Project Name/Location:	Baker	Sample Matrix:	Soil
Project Number:	13255.000.000		
Date/Time Sampled:	06/22/17 / 10:25		
SDG:			
Tag Number:	Baker Rd		

Prep Method: 5035	Prep Batch Date/Time: 6/24/17 1:11:00PM
Prep Batch ID: 7730	Prep Analyst: BPATEL

Parameters:	Analysis Method	DF	MDL	PQL	Results	Q	Units	Analyzed	Time	By	Analytical Batch
-------------	-----------------	----	-----	-----	---------	---	-------	----------	------	----	------------------

The results shown below are reported using their MDL.

Benzene	SW8260B	100	220	1000	ND		ug/Kg	06/24/17	23:31	BP	425008
TAME	SW8260B	100	230	1000	ND		ug/Kg	06/24/17	23:31	BP	425008
1,2-Dichloroethane	SW8260B	100	230	1000	ND		ug/Kg	06/24/17	23:31	BP	425008
Trichloroethylene	SW8260B	100	180	1000	ND		ug/Kg	06/24/17	23:31	BP	425008
Dibromomethane	SW8260B	100	180	1000	ND		ug/Kg	06/24/17	23:31	BP	425008
1,2-Dichloropropane	SW8260B	100	190	1000	ND		ug/Kg	06/24/17	23:31	BP	425008
Bromodichloromethane	SW8260B	100	200	1000	ND		ug/Kg	06/24/17	23:31	BP	425008
cis-1,3-Dichloropropene	SW8260B	100	160	1000	ND		ug/Kg	06/24/17	23:31	BP	425008
Toluene	SW8260B	100	180	1000	ND		ug/Kg	06/24/17	23:31	BP	425008
Tetrachloroethylene	SW8260B	100	170	1000	ND		ug/Kg	06/24/17	23:31	BP	425008
trans-1,3-Dichloropropene	SW8260B	100	160	1000	ND		ug/Kg	06/24/17	23:31	BP	425008
1,1,2-Trichloroethane	SW8260B	100	180	1000	ND		ug/Kg	06/24/17	23:31	BP	425008
Dibromochloromethane	SW8260B	100	190	1000	ND		ug/Kg	06/24/17	23:31	BP	425008
1,3-Dichloropropane	SW8260B	100	180	1000	ND		ug/Kg	06/24/17	23:31	BP	425008
1,2-Dibromoethane	SW8260B	100	180	1000	ND		ug/Kg	06/24/17	23:31	BP	425008
Chlorobenzene	SW8260B	100	180	1000	ND		ug/Kg	06/24/17	23:31	BP	425008
Ethyl Benzene	SW8260B	100	170	1000	ND		ug/Kg	06/24/17	23:31	BP	425008
1,1,1,2-Tetrachloroethane	SW8260B	100	190	1000	ND		ug/Kg	06/24/17	23:31	BP	425008
m,p-Xylene	SW8260B	100	320	1000	ND		ug/Kg	06/24/17	23:31	BP	425008
o-Xylene	SW8260B	100	170	1000	ND		ug/Kg	06/24/17	23:31	BP	425008
Styrene	SW8260B	100	160	1000	ND		ug/Kg	06/24/17	23:31	BP	425008
Bromoform	SW8260B	100	170	1000	ND		ug/Kg	06/24/17	23:31	BP	425008
Isopropyl Benzene	SW8260B	100	160	1000	ND		ug/Kg	06/24/17	23:31	BP	425008
n-Propylbenzene	SW8260B	100	160	1000	ND		ug/Kg	06/24/17	23:31	BP	425008
Bromobenzene	SW8260B	100	180	1000	ND		ug/Kg	06/24/17	23:31	BP	425008
1,1,2,2-Tetrachloroethane	SW8260B	100	190	1000	ND		ug/Kg	06/24/17	23:31	BP	425008
2-Chlorotoluene	SW8260B	100	180	1000	ND		ug/Kg	06/24/17	23:31	BP	425008
1,3,5-Trimethylbenzene	SW8260B	100	160	1000	ND		ug/Kg	06/24/17	23:31	BP	425008
1,2,3-Trichloropropane	SW8260B	100	190	1000	ND		ug/Kg	06/24/17	23:31	BP	425008
4-Chlorotoluene	SW8260B	100	160	1000	ND		ug/Kg	06/24/17	23:31	BP	425008
tert-Butylbenzene	SW8260B	100	160	1000	ND		ug/Kg	06/24/17	23:31	BP	425008
1,2,4-Trimethylbenzene	SW8260B	100	140	1000	ND		ug/Kg	06/24/17	23:31	BP	425008
sec-Butyl Benzene	SW8260B	100	160	1000	ND		ug/Kg	06/24/17	23:31	BP	425008
p-Isopropyltoluene	SW8260B	100	150	1000	ND		ug/Kg	06/24/17	23:31	BP	425008



SAMPLE RESULTS

Report prepared for: Kelsey Gerhart
Engeo (San Ramon)

Date/Time Received: 06/22/17, 5:35 pm
Date Reported: 06/27/17

Client Sample ID:	B-7 @7.5'-8'	Lab Sample ID:	1706188-012A
Project Name/Location:	Baker	Sample Matrix:	Soil
Project Number:	13255.000.000		
Date/Time Sampled:	06/22/17 / 10:25		
SDG:			
Tag Number:	Baker Rd		

Prep Method: 5035	Prep Batch Date/Time: 6/24/17 1:11:00PM
Prep Batch ID: 7730	Prep Analyst: BPATEL

Parameters:	Analysis Method	DF	MDL	PQL	Results	Q	Units	Analyzed	Time	By	Analytical Batch
-------------	-----------------	----	-----	-----	---------	---	-------	----------	------	----	------------------

The results shown below are reported using their MDL.

1,3-Dichlorobenzene	SW8260B	100	170	1000	ND		ug/Kg	06/24/17	23:31	BP	425008
1,4-Dichlorobenzene	SW8260B	100	170	1000	ND		ug/Kg	06/24/17	23:31	BP	425008
n-Butylbenzene	SW8260B	100	150	1000	ND		ug/Kg	06/24/17	23:31	BP	425008
1,2-Dichlorobenzene	SW8260B	100	180	1000	ND		ug/Kg	06/24/17	23:31	BP	425008
1,2-Dibromo-3-Chloropropane	SW8260B	100	180	1000	ND		ug/Kg	06/24/17	23:31	BP	425008
Hexachlorobutadiene	SW8260B	100	140	1000	ND		ug/Kg	06/24/17	23:31	BP	425008
1,2,4-Trichlorobenzene	SW8260B	100	150	1000	ND		ug/Kg	06/24/17	23:31	BP	425008
Naphthalene	SW8260B	100	170	1000	221	J	ug/Kg	06/24/17	23:31	BP	425008
1,2,3-Trichlorobenzene	SW8260B	100	170	1000	ND		ug/Kg	06/24/17	23:31	BP	425008
2-Butanone (MEK)	SW8260B	100	230	1000	ND		ug/Kg	06/24/17	23:31	BP	425008
(S) Dibromofluoromethane	SW8260B		59.8 - 148		99.3		%	06/24/17	23:31	BP	425008
(S) Toluene-d8	SW8260B		55.2 - 133		118		%	06/24/17	23:31	BP	425008
(S) 4-Bromofluorobenzene	SW8260B		55.8 - 141		118		%	06/24/17	23:31	BP	425008

NOTE: The reporting limits were raised due to the high concentration of non-target heavy end compounds

Prep Method: 5035GRO	Prep Batch Date/Time: 6/24/17 1:11:00PM
Prep Batch ID: 7731	Prep Analyst: BPATEL

Parameters:	Analysis Method	DF	MDL	PQL	Results	Q	Units	Analyzed	Time	By	Analytical Batch
-------------	-----------------	----	-----	-----	---------	---	-------	----------	------	----	------------------

TPH(Gasoline)	8260TPH	100	4300	10000	29500	x	ug/Kg	06/24/17	23:31	BP	425008
(S) 4-Bromofluorobenzene	8260TPH		43.9 - 127		56.4		%	06/24/17	23:31	BP	425008

NOTE: x – Does not match pattern of reference Gasoline standard. Reported value is the result of contribution from hydrocarbons heavier than requested fuel into range of C5-C12 quantified as gasoline.



SAMPLE RESULTS

Report prepared for: Kelsey Gerhart
Engeo (San Ramon)

Date/Time Received: 06/22/17, 5:35 pm
Date Reported: 06/27/17

Client Sample ID:	B-7 @9.5'-10'	Lab Sample ID:	1706188-013A
Project Name/Location:	Baker	Sample Matrix:	Soil
Project Number:	13255.000.000		
Date/Time Sampled:	06/22/17 / 10:30		
SDG:			
Tag Number:	Baker Rd		

Prep Method: 3546_TPHSG	Prep Batch Date/Time: 6/26/17	3:59:00PM
Prep Batch ID: 7715	Prep Analyst:	LIMBAT

Parameters:	Analysis Method	DF	MDL	PQL	Results	Q	Units	Analyzed	Time	By	Analytical Batch
TPH as Diesel (SG)	SW8015B	100	85	200	4990	x	mg/Kg	06/27/17	11:36	mk	425023
TPH as Motor Oil (SG)	SW8015B	100	320	1000	ND		mg/Kg	06/27/17	11:36	mk	425023
Acceptance Limits											
Pentacosane (S)	SW8015B		59 - 129		0.000	D	%	06/27/17	11:36	mk	425023

NOTE: x- Chromatographic pattern does not resemble typical diesel reference standard; unknown organics within diesel range slightly heavier than diesel quantified as diesel.

Prep Method: 5035	Prep Batch Date/Time: 6/27/17	9:42:00AM
Prep Batch ID: 7765	Prep Analyst:	BPATEL

Parameters:	Analysis Method	DF	MDL	PQL	Results	Q	Units	Analyzed	Time	By	Analytical Batch
The results shown below are reported using their MDL.											
Dichlorodifluoromethane	SW8260B	100	120	1000	ND		ug/Kg	06/27/17	16:55	BP	425038
Chloromethane	SW8260B	100	180	1000	ND		ug/Kg	06/27/17	16:55	BP	425038
Vinyl Chloride	SW8260B	100	200	1000	ND		ug/Kg	06/27/17	16:55	BP	425038
Bromomethane	SW8260B	100	270	1000	ND		ug/Kg	06/27/17	16:55	BP	425038
Chloroethane	SW8260B	100	300	1000	ND		ug/Kg	06/27/17	16:55	BP	425038
Trichlorofluoromethane	SW8260B	100	210	1000	ND		ug/Kg	06/27/17	16:55	BP	425038
1,1-Dichloroethene	SW8260B	100	200	1000	ND		ug/Kg	06/27/17	16:55	BP	425038
Freon 113	SW8260B	100	190	1000	ND		ug/Kg	06/27/17	16:55	BP	425038
Methylene Chloride	SW8260B	100	710	1000	ND		ug/Kg	06/27/17	16:55	BP	425038
trans-1,2-Dichloroethene	SW8260B	100	210	1000	ND		ug/Kg	06/27/17	16:55	BP	425038
MTBE	SW8260B	100	230	1000	ND		ug/Kg	06/27/17	16:55	BP	425038
tert-Butanol	SW8260B	100	1200	5000	ND		ug/Kg	06/27/17	16:55	BP	425038
Diisopropyl ether (DIPE)	SW8260B	100	230	1000	ND		ug/Kg	06/27/17	16:55	BP	425038
1,1-Dichloroethane	SW8260B	100	220	1000	ND		ug/Kg	06/27/17	16:55	BP	425038
ETBE	SW8260B	100	230	1000	ND		ug/Kg	06/27/17	16:55	BP	425038
cis-1,2-Dichloroethene	SW8260B	100	220	1000	ND		ug/Kg	06/27/17	16:55	BP	425038
2,2-Dichloropropane	SW8260B	100	190	1000	ND		ug/Kg	06/27/17	16:55	BP	425038
Bromochloromethane	SW8260B	100	230	1000	ND		ug/Kg	06/27/17	16:55	BP	425038
Chloroform	SW8260B	100	240	1000	ND		ug/Kg	06/27/17	16:55	BP	425038
Carbon Tetrachloride	SW8260B	100	210	1000	ND		ug/Kg	06/27/17	16:55	BP	425038
1,1,1-Trichloroethane	SW8260B	100	210	1000	ND		ug/Kg	06/27/17	16:55	BP	425038
1,1-Dichloropropene	SW8260B	100	200	1000	ND		ug/Kg	06/27/17	16:55	BP	425038



SAMPLE RESULTS

Report prepared for: Kelsey Gerhart
Engeo (San Ramon)

Date/Time Received: 06/22/17, 5:35 pm
Date Reported: 06/27/17

Client Sample ID:	B-7 @9.5'-10'	Lab Sample ID:	1706188-013A
Project Name/Location:	Baker	Sample Matrix:	Soil
Project Number:	13255.000.000		
Date/Time Sampled:	06/22/17 / 10:30		
SDG:			
Tag Number:	Baker Rd		

Prep Method: 5035	Prep Batch Date/Time: 6/27/17 9:42:00AM
Prep Batch ID: 7765	Prep Analyst: BPATEL

Parameters:	Analysis Method	DF	MDL	PQL	Results	Q	Units	Analyzed	Time	By	Analytical Batch
-------------	-----------------	----	-----	-----	---------	---	-------	----------	------	----	------------------

The results shown below are reported using their MDL.

Benzene	SW8260B	100	220	1000	ND		ug/Kg	06/27/17	16:55	BP	425038
TAME	SW8260B	100	230	1000	ND		ug/Kg	06/27/17	16:55	BP	425038
1,2-Dichloroethane	SW8260B	100	230	1000	ND		ug/Kg	06/27/17	16:55	BP	425038
Trichloroethylene	SW8260B	100	180	1000	ND		ug/Kg	06/27/17	16:55	BP	425038
Dibromomethane	SW8260B	100	180	1000	ND		ug/Kg	06/27/17	16:55	BP	425038
1,2-Dichloropropane	SW8260B	100	190	1000	ND		ug/Kg	06/27/17	16:55	BP	425038
Bromodichloromethane	SW8260B	100	200	1000	ND		ug/Kg	06/27/17	16:55	BP	425038
cis-1,3-Dichloropropene	SW8260B	100	160	1000	ND		ug/Kg	06/27/17	16:55	BP	425038
Toluene	SW8260B	100	180	1000	ND		ug/Kg	06/27/17	16:55	BP	425038
Tetrachloroethylene	SW8260B	100	170	1000	ND		ug/Kg	06/27/17	16:55	BP	425038
trans-1,3-Dichloropropene	SW8260B	100	160	1000	ND		ug/Kg	06/27/17	16:55	BP	425038
1,1,2-Trichloroethane	SW8260B	100	180	1000	ND		ug/Kg	06/27/17	16:55	BP	425038
Dibromochloromethane	SW8260B	100	190	1000	ND		ug/Kg	06/27/17	16:55	BP	425038
1,3-Dichloropropane	SW8260B	100	180	1000	ND		ug/Kg	06/27/17	16:55	BP	425038
1,2-Dibromoethane	SW8260B	100	180	1000	ND		ug/Kg	06/27/17	16:55	BP	425038
Chlorobenzene	SW8260B	100	180	1000	ND		ug/Kg	06/27/17	16:55	BP	425038
Ethyl Benzene	SW8260B	100	170	1000	ND		ug/Kg	06/27/17	16:55	BP	425038
1,1,1,2-Tetrachloroethane	SW8260B	100	190	1000	ND		ug/Kg	06/27/17	16:55	BP	425038
m,p-Xylene	SW8260B	100	320	1000	ND		ug/Kg	06/27/17	16:55	BP	425038
o-Xylene	SW8260B	100	170	1000	ND		ug/Kg	06/27/17	16:55	BP	425038
Styrene	SW8260B	100	160	1000	ND		ug/Kg	06/27/17	16:55	BP	425038
Bromoform	SW8260B	100	170	1000	ND		ug/Kg	06/27/17	16:55	BP	425038
Isopropyl Benzene	SW8260B	100	160	1000	ND		ug/Kg	06/27/17	16:55	BP	425038
n-Propylbenzene	SW8260B	100	160	1000	ND		ug/Kg	06/27/17	16:55	BP	425038
Bromobenzene	SW8260B	100	180	1000	ND		ug/Kg	06/27/17	16:55	BP	425038
1,1,2,2-Tetrachloroethane	SW8260B	100	190	1000	ND		ug/Kg	06/27/17	16:55	BP	425038
2-Chlorotoluene	SW8260B	100	180	1000	ND		ug/Kg	06/27/17	16:55	BP	425038
1,3,5-Trimethylbenzene	SW8260B	100	160	1000	ND		ug/Kg	06/27/17	16:55	BP	425038
1,2,3-Trichloropropane	SW8260B	100	190	1000	ND		ug/Kg	06/27/17	16:55	BP	425038
4-Chlorotoluene	SW8260B	100	160	1000	ND		ug/Kg	06/27/17	16:55	BP	425038
tert-Butylbenzene	SW8260B	100	160	1000	ND		ug/Kg	06/27/17	16:55	BP	425038
1,2,4-Trimethylbenzene	SW8260B	100	140	1000	ND		ug/Kg	06/27/17	16:55	BP	425038
sec-Butyl Benzene	SW8260B	100	160	1000	ND		ug/Kg	06/27/17	16:55	BP	425038
p-Isopropyltoluene	SW8260B	100	150	1000	ND		ug/Kg	06/27/17	16:55	BP	425038



SAMPLE RESULTS

Report prepared for: Kelsey Gerhart
Engeo (San Ramon)

Date/Time Received: 06/22/17, 5:35 pm
Date Reported: 06/27/17

Client Sample ID:	B-7 @9.5'-10'	Lab Sample ID:	1706188-013A
Project Name/Location:	Baker	Sample Matrix:	Soil
Project Number:	13255.000.000		
Date/Time Sampled:	06/22/17 / 10:30		
SDG:			
Tag Number:	Baker Rd		

Prep Method: 5035	Prep Batch Date/Time: 6/27/17	9:42:00AM
Prep Batch ID: 7765	Prep Analyst: BPATEL	

Parameters:	Analysis Method	DF	MDL	PQL	Results	Q	Units	Analyzed	Time	By	Analytical Batch
-------------	-----------------	----	-----	-----	---------	---	-------	----------	------	----	------------------

The results shown below are reported using their MDL.

1,3-Dichlorobenzene	SW8260B	100	170	1000	ND		ug/Kg	06/27/17	16:55	BP	425038
1,4-Dichlorobenzene	SW8260B	100	170	1000	ND		ug/Kg	06/27/17	16:55	BP	425038
n-Butylbenzene	SW8260B	100	150	1000	275	J	ug/Kg	06/27/17	16:55	BP	425038
1,2-Dichlorobenzene	SW8260B	100	180	1000	ND		ug/Kg	06/27/17	16:55	BP	425038
1,2-Dibromo-3-Chloropropane	SW8260B	100	180	1000	ND		ug/Kg	06/27/17	16:55	BP	425038
Hexachlorobutadiene	SW8260B	100	140	1000	ND		ug/Kg	06/27/17	16:55	BP	425038
1,2,4-Trichlorobenzene	SW8260B	100	150	1000	ND		ug/Kg	06/27/17	16:55	BP	425038
Naphthalene	SW8260B	100	170	1000	ND		ug/Kg	06/27/17	16:55	BP	425038
1,2,3-Trichlorobenzene	SW8260B	100	170	1000	ND		ug/Kg	06/27/17	16:55	BP	425038
2-Butanone (MEK)	SW8260B	100	230	1000	ND		ug/Kg	06/27/17	16:55	BP	425038
(S) Dibromofluoromethane	SW8260B		59.8 - 148		99.1		%	06/27/17	16:55	BP	425038
(S) Toluene-d8	SW8260B		55.2 - 133		92.2		%	06/27/17	16:55	BP	425038
(S) 4-Bromofluorobenzene	SW8260B		55.8 - 141		96.2		%	06/27/17	16:55	BP	425038

NOTE: The reporting limits were raised due to the high concentration of non-target heavy end compounds (extractable hydrocarbons overlap).

Prep Method: 5035GRO	Prep Batch Date/Time: 6/27/17	9:42:00AM
Prep Batch ID: 7766	Prep Analyst: BPATEL	

Parameters:	Analysis Method	DF	MDL	PQL	Results	Q	Units	Analyzed	Time	By	Analytical Batch
-------------	-----------------	----	-----	-----	---------	---	-------	----------	------	----	------------------

TPH(Gasoline)	8260TPH	100	4300	10000	95700	x	ug/Kg	06/27/17	16:55	BP	425038
(S) 4-Bromofluorobenzene	8260TPH		43.9 - 127		95.1		%	06/27/17	16:55	BP	425038

NOTE: x – Does not match pattern of reference Gasoline standard. Reported value is the result of extractable hydrocarbons overlap.



SAMPLE RESULTS

Report prepared for: Kelsey Gerhart
Engeo (San Ramon)

Date/Time Received: 06/22/17, 5:35 pm
Date Reported: 06/27/17

Client Sample ID:	B-7 @11.5'-12'	Lab Sample ID:	1706188-014A
Project Name/Location:	Baker	Sample Matrix:	Soil
Project Number:	13255.000.000		
Date/Time Sampled:	06/22/17 / 10:30		
SDG:			
Tag Number:	Baker Rd		

Prep Method: 3546_TPHSG	Prep Batch Date/Time: 6/26/17	3:59:00PM
Prep Batch ID: 7715	Prep Analyst:	LIMBAT

Parameters:	Analysis Method	DF	MDL	PQL	Results	Q	Units	Analyzed	Time	By	Analytical Batch
TPH as Diesel (SG)	SW8015B	1	0.85	2.0	23.7	x	mg/Kg	06/27/17	12:21	mk	425023
TPH as Motor Oil (SG)	SW8015B	1	3.2	10	ND		mg/Kg	06/27/17	12:21	mk	425023
Acceptance Limits											
Pentacosane (S)	SW8015B		59 - 129		118		%	06/27/17	12:21	mk	425023

NOTE: x- Chromatographic pattern does not resemble typical diesel reference standard; unknown organics within diesel range slightly heavier than diesel quantified as diesel.

Prep Method: 5035	Prep Batch Date/Time: 6/27/17	9:42:00AM
Prep Batch ID: 7765	Prep Analyst:	BPATEL

Parameters:	Analysis Method	DF	MDL	PQL	Results	Q	Units	Analyzed	Time	By	Analytical Batch
Dichlorodifluoromethane	SW8260B	1	1.2	10	ND		ug/Kg	06/27/17	15:24	BP	425038
Chloromethane	SW8260B	1	1.8	10	ND		ug/Kg	06/27/17	15:24	BP	425038
Vinyl Chloride	SW8260B	1	2.0	10	ND		ug/Kg	06/27/17	15:24	BP	425038
Bromomethane	SW8260B	1	2.7	10	ND		ug/Kg	06/27/17	15:24	BP	425038
Chloroethane	SW8260B	1	3.0	10	ND		ug/Kg	06/27/17	15:24	BP	425038
Trichlorofluoromethane	SW8260B	1	2.1	10	ND		ug/Kg	06/27/17	15:24	BP	425038
1,1-Dichloroethene	SW8260B	1	2.0	10	ND		ug/Kg	06/27/17	15:24	BP	425038
Freon 113	SW8260B	1	1.9	10	ND		ug/Kg	06/27/17	15:24	BP	425038
Methylene Chloride	SW8260B	1	7.1	10	ND		ug/Kg	06/27/17	15:24	BP	425038
trans-1,2-Dichloroethene	SW8260B	1	2.1	10	ND		ug/Kg	06/27/17	15:24	BP	425038
MTBE	SW8260B	1	2.3	10	ND		ug/Kg	06/27/17	15:24	BP	425038
tert-Butanol	SW8260B	1	12	50	ND		ug/Kg	06/27/17	15:24	BP	425038
Diisopropyl ether (DIPE)	SW8260B	1	2.3	10	ND		ug/Kg	06/27/17	15:24	BP	425038
1,1-Dichloroethane	SW8260B	1	2.2	10	ND		ug/Kg	06/27/17	15:24	BP	425038
ETBE	SW8260B	1	2.3	10	ND		ug/Kg	06/27/17	15:24	BP	425038
cis-1,2-Dichloroethene	SW8260B	1	2.2	10	ND		ug/Kg	06/27/17	15:24	BP	425038
2,2-Dichloropropane	SW8260B	1	1.9	10	ND		ug/Kg	06/27/17	15:24	BP	425038
Bromochloromethane	SW8260B	1	2.3	10	ND		ug/Kg	06/27/17	15:24	BP	425038
Chloroform	SW8260B	1	2.4	10	ND		ug/Kg	06/27/17	15:24	BP	425038
Carbon Tetrachloride	SW8260B	1	2.1	10	ND		ug/Kg	06/27/17	15:24	BP	425038
1,1,1-Trichloroethane	SW8260B	1	2.1	10	ND		ug/Kg	06/27/17	15:24	BP	425038
1,1-Dichloropropene	SW8260B	1	2.0	10	ND		ug/Kg	06/27/17	15:24	BP	425038
Benzene	SW8260B	1	2.2	10	ND		ug/Kg	06/27/17	15:24	BP	425038



SAMPLE RESULTS

Report prepared for: Kelsey Gerhart
Engeo (San Ramon)

Date/Time Received: 06/22/17, 5:35 pm
Date Reported: 06/27/17

Client Sample ID:	B-7 @11.5'-12'	Lab Sample ID:	1706188-014A
Project Name/Location:	Baker	Sample Matrix:	Soil
Project Number:	13255.000.000		
Date/Time Sampled:	06/22/17 / 10:30		
SDG:			
Tag Number:	Baker Rd		

Prep Method: 5035	Prep Batch Date/Time: 6/27/17 9:42:00AM
Prep Batch ID: 7765	Prep Analyst: BPATEL

Parameters:	Analysis Method	DF	MDL	PQL	Results	Q	Units	Analyzed	Time	By	Analytical Batch
TAME	SW8260B	1	2.3	10	ND		ug/Kg	06/27/17	15:24	BP	425038
1,2-Dichloroethane	SW8260B	1	2.3	10	ND		ug/Kg	06/27/17	15:24	BP	425038
Trichloroethylene	SW8260B	1	1.8	10	ND		ug/Kg	06/27/17	15:24	BP	425038
Dibromomethane	SW8260B	1	1.8	10	ND		ug/Kg	06/27/17	15:24	BP	425038
1,2-Dichloropropane	SW8260B	1	1.9	10	ND		ug/Kg	06/27/17	15:24	BP	425038
Bromodichloromethane	SW8260B	1	2.0	10	ND		ug/Kg	06/27/17	15:24	BP	425038
cis-1,3-Dichloropropene	SW8260B	1	1.6	10	ND		ug/Kg	06/27/17	15:24	BP	425038
Toluene	SW8260B	1	1.8	10	ND		ug/Kg	06/27/17	15:24	BP	425038
Tetrachloroethylene	SW8260B	1	1.7	10	ND		ug/Kg	06/27/17	15:24	BP	425038
trans-1,3-Dichloropropene	SW8260B	1	1.6	10	ND		ug/Kg	06/27/17	15:24	BP	425038
1,1,2-Trichloroethane	SW8260B	1	1.8	10	ND		ug/Kg	06/27/17	15:24	BP	425038
Dibromochloromethane	SW8260B	1	1.9	10	ND		ug/Kg	06/27/17	15:24	BP	425038
1,3-Dichloropropane	SW8260B	1	1.8	10	ND		ug/Kg	06/27/17	15:24	BP	425038
1,2-Dibromoethane	SW8260B	1	1.8	10	ND		ug/Kg	06/27/17	15:24	BP	425038
Chlorobenzene	SW8260B	1	1.8	10	ND		ug/Kg	06/27/17	15:24	BP	425038
Ethyl Benzene	SW8260B	1	1.7	10	ND		ug/Kg	06/27/17	15:24	BP	425038
1,1,1,2-Tetrachloroethane	SW8260B	1	1.9	10	ND		ug/Kg	06/27/17	15:24	BP	425038
m,p-Xylene	SW8260B	1	3.2	10	ND		ug/Kg	06/27/17	15:24	BP	425038
o-Xylene	SW8260B	1	1.7	10	ND		ug/Kg	06/27/17	15:24	BP	425038
Styrene	SW8260B	1	1.6	10	ND		ug/Kg	06/27/17	15:24	BP	425038
Bromoform	SW8260B	1	1.7	10	ND		ug/Kg	06/27/17	15:24	BP	425038
Isopropyl Benzene	SW8260B	1	1.6	10	ND		ug/Kg	06/27/17	15:24	BP	425038
n-Propylbenzene	SW8260B	1	1.6	10	ND		ug/Kg	06/27/17	15:24	BP	425038
Bromobenzene	SW8260B	1	1.8	10	ND		ug/Kg	06/27/17	15:24	BP	425038
1,1,2,2-Tetrachloroethane	SW8260B	1	1.9	10	ND		ug/Kg	06/27/17	15:24	BP	425038
2-Chlorotoluene	SW8260B	1	1.8	10	ND		ug/Kg	06/27/17	15:24	BP	425038
1,3,5-Trimethylbenzene	SW8260B	1	1.6	10	ND		ug/Kg	06/27/17	15:24	BP	425038
1,2,3-Trichloropropane	SW8260B	1	1.9	10	ND		ug/Kg	06/27/17	15:24	BP	425038
4-Chlorotoluene	SW8260B	1	1.6	10	ND		ug/Kg	06/27/17	15:24	BP	425038
tert-Butylbenzene	SW8260B	1	1.6	10	ND		ug/Kg	06/27/17	15:24	BP	425038
1,2,4-Trimethylbenzene	SW8260B	1	1.4	10	ND		ug/Kg	06/27/17	15:24	BP	425038
sec-Butyl Benzene	SW8260B	1	1.6	10	ND		ug/Kg	06/27/17	15:24	BP	425038
p-Isopropyltoluene	SW8260B	1	1.5	10	ND		ug/Kg	06/27/17	15:24	BP	425038
1,3-Dichlorobenzene	SW8260B	1	1.7	10	ND		ug/Kg	06/27/17	15:24	BP	425038
1,4-Dichlorobenzene	SW8260B	1	1.7	10	ND		ug/Kg	06/27/17	15:24	BP	425038



SAMPLE RESULTS

Report prepared for: Kelsey Gerhart
Engeo (San Ramon)

Date/Time Received: 06/22/17, 5:35 pm
Date Reported: 06/27/17

Client Sample ID:	B-7 @11.5'-12'	Lab Sample ID:	1706188-014A
Project Name/Location:	Baker	Sample Matrix:	Soil
Project Number:	13255.000.000		
Date/Time Sampled:	06/22/17 / 10:30		
SDG:			
Tag Number:	Baker Rd		

Prep Method: 5035	Prep Batch Date/Time: 6/27/17	9:42:00AM
Prep Batch ID: 7765	Prep Analyst:	BPATEL

Parameters:	Analysis Method	DF	MDL	PQL	Results	Q	Units	Analyzed	Time	By	Analytical Batch
n-Butylbenzene	SW8260B	1	1.5	10	ND		ug/Kg	06/27/17	15:24	BP	425038
1,2-Dichlorobenzene	SW8260B	1	1.8	10	ND		ug/Kg	06/27/17	15:24	BP	425038
1,2-Dibromo-3-Chloropropane	SW8260B	1	1.8	10	ND		ug/Kg	06/27/17	15:24	BP	425038
Hexachlorobutadiene	SW8260B	1	1.4	10	ND		ug/Kg	06/27/17	15:24	BP	425038
1,2,4-Trichlorobenzene	SW8260B	1	1.5	10	ND		ug/Kg	06/27/17	15:24	BP	425038
Naphthalene	SW8260B	1	1.7	10	ND		ug/Kg	06/27/17	15:24	BP	425038
1,2,3-Trichlorobenzene	SW8260B	1	1.7	10	ND		ug/Kg	06/27/17	15:24	BP	425038
2-Butanone (MEK)	SW8260B	1	2.3	10	ND		ug/Kg	06/27/17	15:24	BP	425038
(S) Dibromofluoromethane	SW8260B		59.8 - 148		99.0		%	06/27/17	15:24	BP	425038
(S) Toluene-d8	SW8260B		55.2 - 133		99.9		%	06/27/17	15:24	BP	425038
(S) 4-Bromofluorobenzene	SW8260B		55.8 - 141		92.8		%	06/27/17	15:24	BP	425038

Prep Method: 5035GRO	Prep Batch Date/Time: 6/27/17	9:42:00AM
Prep Batch ID: 7766	Prep Analyst:	BPATEL

Parameters:	Analysis Method	DF	MDL	PQL	Results	Q	Units	Analyzed	Time	By	Analytical Batch
TPH(Gasoline)	8260TPH	1	43	100	ND		ug/Kg	06/27/17	15:24	BP	425038
(S) 4-Bromofluorobenzene	8260TPH		43.9 - 127		63.3		%	06/27/17	15:24	BP	425038



SAMPLE RESULTS

Report prepared for: Kelsey Gerhart
Engeo (San Ramon)

Date/Time Received: 06/22/17, 5:35 pm
Date Reported: 06/27/17

Client Sample ID:	B-13 @4.5'-5'	Lab Sample ID:	1706188-015A
Project Name/Location:	Baker	Sample Matrix:	Soil
Project Number:	13255.000.000		
Date/Time Sampled:	06/22/17 / 10:50		
SDG:			
Tag Number:	Baker Rd		

Prep Method: 3546_TPHSG	Prep Batch Date/Time: 6/26/17	3:59:00PM
Prep Batch ID: 7715	Prep Analyst:	LIMBAT

Parameters:	Analysis Method	DF	MDL	PQL	Results	Q	Units	Analyzed	Time	By	Analytical Batch
TPH as Diesel (SG)	SW8015B	1	0.85	2.0	6.96	x	mg/Kg	06/27/17	12:44	mk	425023
TPH as Motor Oil (SG)	SW8015B	1	3.2	10	12.7		mg/Kg	06/27/17	12:44	mk	425023
			Acceptance Limits								
Pentacosane (S)	SW8015B		59 - 129		117		%	06/27/17	12:44	mk	425023

NOTE: x- Chromatographic pattern does not resemble typical diesel reference standard; unknown organics within diesel range slightly heavier than diesel quantified as diesel.

Prep Method: 5035	Prep Batch Date/Time: 6/24/17	1:11:00PM
Prep Batch ID: 7730	Prep Analyst:	BPATEL

Parameters:	Analysis Method	DF	MDL	PQL	Results	Q	Units	Analyzed	Time	By	Analytical Batch
Dichlorodifluoromethane	SW8260B	1	1.2	10	ND		ug/Kg	06/24/17	19:49	BP	425008
Chloromethane	SW8260B	1	1.8	10	ND		ug/Kg	06/24/17	19:49	BP	425008
Vinyl Chloride	SW8260B	1	2.0	10	ND		ug/Kg	06/24/17	19:49	BP	425008
Bromomethane	SW8260B	1	2.7	10	ND		ug/Kg	06/24/17	19:49	BP	425008
Chloroethane	SW8260B	1	3.0	10	ND		ug/Kg	06/24/17	19:49	BP	425008
Trichlorofluoromethane	SW8260B	1	2.1	10	ND		ug/Kg	06/24/17	19:49	BP	425008
1,1-Dichloroethene	SW8260B	1	2.0	10	ND		ug/Kg	06/24/17	19:49	BP	425008
Freon 113	SW8260B	1	1.9	10	ND		ug/Kg	06/24/17	19:49	BP	425008
Methylene Chloride	SW8260B	1	7.1	10	ND		ug/Kg	06/24/17	19:49	BP	425008
trans-1,2-Dichloroethene	SW8260B	1	2.1	10	ND		ug/Kg	06/24/17	19:49	BP	425008
MTBE	SW8260B	1	2.3	10	ND		ug/Kg	06/24/17	19:49	BP	425008
tert-Butanol	SW8260B	1	12	50	ND		ug/Kg	06/24/17	19:49	BP	425008
Diisopropyl ether (DIPE)	SW8260B	1	2.3	10	ND		ug/Kg	06/24/17	19:49	BP	425008
1,1-Dichloroethane	SW8260B	1	2.2	10	ND		ug/Kg	06/24/17	19:49	BP	425008
ETBE	SW8260B	1	2.3	10	ND		ug/Kg	06/24/17	19:49	BP	425008
cis-1,2-Dichloroethene	SW8260B	1	2.2	10	ND		ug/Kg	06/24/17	19:49	BP	425008
2,2-Dichloropropane	SW8260B	1	1.9	10	ND		ug/Kg	06/24/17	19:49	BP	425008
Bromochloromethane	SW8260B	1	2.3	10	ND		ug/Kg	06/24/17	19:49	BP	425008
Chloroform	SW8260B	1	2.4	10	ND		ug/Kg	06/24/17	19:49	BP	425008
Carbon Tetrachloride	SW8260B	1	2.1	10	ND		ug/Kg	06/24/17	19:49	BP	425008
1,1,1-Trichloroethane	SW8260B	1	2.1	10	ND		ug/Kg	06/24/17	19:49	BP	425008
1,1-Dichloropropene	SW8260B	1	2.0	10	ND		ug/Kg	06/24/17	19:49	BP	425008
Benzene	SW8260B	1	2.2	10	ND		ug/Kg	06/24/17	19:49	BP	425008



SAMPLE RESULTS

Report prepared for: Kelsey Gerhart
Engeo (San Ramon)

Date/Time Received: 06/22/17, 5:35 pm
Date Reported: 06/27/17

Client Sample ID:	B-13 @4.5'-5'	Lab Sample ID:	1706188-015A
Project Name/Location:	Baker	Sample Matrix:	Soil
Project Number:	13255.000.000		
Date/Time Sampled:	06/22/17 / 10:50		
SDG:			
Tag Number:	Baker Rd		

Prep Method: 5035	Prep Batch Date/Time: 6/24/17 1:11:00PM
Prep Batch ID: 7730	Prep Analyst: BPATEL

Parameters:	Analysis Method	DF	MDL	PQL	Results	Q	Units	Analyzed	Time	By	Analytical Batch
TAME	SW8260B	1	2.3	10	ND		ug/Kg	06/24/17	19:49	BP	425008
1,2-Dichloroethane	SW8260B	1	2.3	10	ND		ug/Kg	06/24/17	19:49	BP	425008
Trichloroethylene	SW8260B	1	1.8	10	ND		ug/Kg	06/24/17	19:49	BP	425008
Dibromomethane	SW8260B	1	1.8	10	ND		ug/Kg	06/24/17	19:49	BP	425008
1,2-Dichloropropane	SW8260B	1	1.9	10	ND		ug/Kg	06/24/17	19:49	BP	425008
Bromodichloromethane	SW8260B	1	2.0	10	ND		ug/Kg	06/24/17	19:49	BP	425008
cis-1,3-Dichloropropene	SW8260B	1	1.6	10	ND		ug/Kg	06/24/17	19:49	BP	425008
Toluene	SW8260B	1	1.8	10	ND		ug/Kg	06/24/17	19:49	BP	425008
Tetrachloroethylene	SW8260B	1	1.7	10	ND		ug/Kg	06/24/17	19:49	BP	425008
trans-1,3-Dichloropropene	SW8260B	1	1.6	10	ND		ug/Kg	06/24/17	19:49	BP	425008
1,1,2-Trichloroethane	SW8260B	1	1.8	10	ND		ug/Kg	06/24/17	19:49	BP	425008
Dibromochloromethane	SW8260B	1	1.9	10	ND		ug/Kg	06/24/17	19:49	BP	425008
1,3-Dichloropropane	SW8260B	1	1.8	10	ND		ug/Kg	06/24/17	19:49	BP	425008
1,2-Dibromoethane	SW8260B	1	1.8	10	ND		ug/Kg	06/24/17	19:49	BP	425008
Chlorobenzene	SW8260B	1	1.8	10	ND		ug/Kg	06/24/17	19:49	BP	425008
Ethyl Benzene	SW8260B	1	1.7	10	ND		ug/Kg	06/24/17	19:49	BP	425008
1,1,1,2-Tetrachloroethane	SW8260B	1	1.9	10	ND		ug/Kg	06/24/17	19:49	BP	425008
m,p-Xylene	SW8260B	1	3.2	10	ND		ug/Kg	06/24/17	19:49	BP	425008
o-Xylene	SW8260B	1	1.7	10	ND		ug/Kg	06/24/17	19:49	BP	425008
Styrene	SW8260B	1	1.6	10	ND		ug/Kg	06/24/17	19:49	BP	425008
Bromoform	SW8260B	1	1.7	10	ND		ug/Kg	06/24/17	19:49	BP	425008
Isopropyl Benzene	SW8260B	1	1.6	10	ND		ug/Kg	06/24/17	19:49	BP	425008
n-Propylbenzene	SW8260B	1	1.6	10	ND		ug/Kg	06/24/17	19:49	BP	425008
Bromobenzene	SW8260B	1	1.8	10	ND		ug/Kg	06/24/17	19:49	BP	425008
1,1,2,2-Tetrachloroethane	SW8260B	1	1.9	10	ND		ug/Kg	06/24/17	19:49	BP	425008
2-Chlorotoluene	SW8260B	1	1.8	10	ND		ug/Kg	06/24/17	19:49	BP	425008
1,3,5-Trimethylbenzene	SW8260B	1	1.6	10	ND		ug/Kg	06/24/17	19:49	BP	425008
1,2,3-Trichloropropane	SW8260B	1	1.9	10	ND		ug/Kg	06/24/17	19:49	BP	425008
4-Chlorotoluene	SW8260B	1	1.6	10	ND		ug/Kg	06/24/17	19:49	BP	425008
tert-Butylbenzene	SW8260B	1	1.6	10	ND		ug/Kg	06/24/17	19:49	BP	425008
1,2,4-Trimethylbenzene	SW8260B	1	1.4	10	ND		ug/Kg	06/24/17	19:49	BP	425008
sec-Butyl Benzene	SW8260B	1	1.6	10	ND		ug/Kg	06/24/17	19:49	BP	425008
p-Isopropyltoluene	SW8260B	1	1.5	10	ND		ug/Kg	06/24/17	19:49	BP	425008
1,3-Dichlorobenzene	SW8260B	1	1.7	10	ND		ug/Kg	06/24/17	19:49	BP	425008
1,4-Dichlorobenzene	SW8260B	1	1.7	10	ND		ug/Kg	06/24/17	19:49	BP	425008



SAMPLE RESULTS

Report prepared for: Kelsey Gerhart
Engeo (San Ramon)

Date/Time Received: 06/22/17, 5:35 pm
Date Reported: 06/27/17

Client Sample ID:	B-13 @4.5'-5'	Lab Sample ID:	1706188-015A
Project Name/Location:	Baker	Sample Matrix:	Soil
Project Number:	13255.000.000		
Date/Time Sampled:	06/22/17 / 10:50		
SDG:			
Tag Number:	Baker Rd		

Prep Method: 5035	Prep Batch Date/Time: 6/24/17	1:11:00PM
Prep Batch ID: 7730	Prep Analyst:	BPATEL

Parameters:	Analysis Method	DF	MDL	PQL	Results	Q	Units	Analyzed	Time	By	Analytical Batch
n-Butylbenzene	SW8260B	1	1.5	10	ND		ug/Kg	06/24/17	19:49	BP	425008
1,2-Dichlorobenzene	SW8260B	1	1.8	10	ND		ug/Kg	06/24/17	19:49	BP	425008
1,2-Dibromo-3-Chloropropane	SW8260B	1	1.8	10	ND		ug/Kg	06/24/17	19:49	BP	425008
Hexachlorobutadiene	SW8260B	1	1.4	10	ND		ug/Kg	06/24/17	19:49	BP	425008
1,2,4-Trichlorobenzene	SW8260B	1	1.5	10	ND		ug/Kg	06/24/17	19:49	BP	425008
Naphthalene	SW8260B	1	1.7	10	ND		ug/Kg	06/24/17	19:49	BP	425008
1,2,3-Trichlorobenzene	SW8260B	1	1.7	10	ND		ug/Kg	06/24/17	19:49	BP	425008
2-Butanone (MEK)	SW8260B	1	2.3	10	ND		ug/Kg	06/24/17	19:49	BP	425008
(S) Dibromofluoromethane	SW8260B		59.8 - 148		93.2		%	06/24/17	19:49	BP	425008
(S) Toluene-d8	SW8260B		55.2 - 133		118		%	06/24/17	19:49	BP	425008
(S) 4-Bromofluorobenzene	SW8260B		55.8 - 141		119		%	06/24/17	19:49	BP	425008

Prep Method: 5035GRO	Prep Batch Date/Time: 6/24/17	1:11:00PM
Prep Batch ID: 7731	Prep Analyst:	BPATEL

Parameters:	Analysis Method	DF	MDL	PQL	Results	Q	Units	Analyzed	Time	By	Analytical Batch
TPH(Gasoline)	8260TPH	1	43	100	ND		ug/Kg	06/24/17	19:49	BP	425008
(S) 4-Bromofluorobenzene	8260TPH		43.9 - 127		50.9		%	06/24/17	19:49	BP	425008



SAMPLE RESULTS

Report prepared for: Kelsey Gerhart
Engeo (San Ramon)

Date/Time Received: 06/22/17, 5:35 pm
Date Reported: 06/27/17

Client Sample ID:	B-12 @4.5'-5'	Lab Sample ID:	1706188-016A
Project Name/Location:	Baker	Sample Matrix:	Soil
Project Number:	13255.000.000		
Date/Time Sampled:	06/22/17 / 11:00		
SDG:			
Tag Number:	Baker Rd		

Prep Method: 3546_TPHSG	Prep Batch Date/Time: 6/26/17	3:59:00PM
Prep Batch ID: 7715	Prep Analyst:	LIMBAT

Parameters:	Analysis Method	DF	MDL	PQL	Results	Q	Units	Analyzed	Time	By	Analytical Batch
TPH as Diesel (SG)	SW8015B	1	0.85	2.0	7.48	x	mg/Kg	06/27/17	13:07	mk	425023
TPH as Motor Oil (SG)	SW8015B	1	3.2	10	12.5		mg/Kg	06/27/17	13:07	mk	425023
			Acceptance Limits								
Pentacosane (S)	SW8015B		59 - 129		117		%	06/27/17	13:07	mk	425023

NOTE: x- Chromatographic pattern does not resemble typical diesel reference standard; unknown organics within diesel range slightly heavier than diesel quantified as diesel.

Prep Method: 5035	Prep Batch Date/Time: 6/24/17	1:11:00PM
Prep Batch ID: 7730	Prep Analyst:	BPATEL

Parameters:	Analysis Method	DF	MDL	PQL	Results	Q	Units	Analyzed	Time	By	Analytical Batch
Dichlorodifluoromethane	SW8260B	1	1.2	10	ND		ug/Kg	06/24/17	20:25	BP	425008
Chloromethane	SW8260B	1	1.8	10	ND		ug/Kg	06/24/17	20:25	BP	425008
Vinyl Chloride	SW8260B	1	2.0	10	ND		ug/Kg	06/24/17	20:25	BP	425008
Bromomethane	SW8260B	1	2.7	10	ND		ug/Kg	06/24/17	20:25	BP	425008
Chloroethane	SW8260B	1	3.0	10	ND		ug/Kg	06/24/17	20:25	BP	425008
Trichlorofluoromethane	SW8260B	1	2.1	10	ND		ug/Kg	06/24/17	20:25	BP	425008
1,1-Dichloroethene	SW8260B	1	2.0	10	ND		ug/Kg	06/24/17	20:25	BP	425008
Freon 113	SW8260B	1	1.9	10	ND		ug/Kg	06/24/17	20:25	BP	425008
Methylene Chloride	SW8260B	1	7.1	10	ND		ug/Kg	06/24/17	20:25	BP	425008
trans-1,2-Dichloroethene	SW8260B	1	2.1	10	ND		ug/Kg	06/24/17	20:25	BP	425008
MTBE	SW8260B	1	2.3	10	ND		ug/Kg	06/24/17	20:25	BP	425008
tert-Butanol	SW8260B	1	12	50	ND		ug/Kg	06/24/17	20:25	BP	425008
Diisopropyl ether (DIPE)	SW8260B	1	2.3	10	ND		ug/Kg	06/24/17	20:25	BP	425008
1,1-Dichloroethane	SW8260B	1	2.2	10	ND		ug/Kg	06/24/17	20:25	BP	425008
ETBE	SW8260B	1	2.3	10	ND		ug/Kg	06/24/17	20:25	BP	425008
cis-1,2-Dichloroethene	SW8260B	1	2.2	10	ND		ug/Kg	06/24/17	20:25	BP	425008
2,2-Dichloropropane	SW8260B	1	1.9	10	ND		ug/Kg	06/24/17	20:25	BP	425008
Bromochloromethane	SW8260B	1	2.3	10	ND		ug/Kg	06/24/17	20:25	BP	425008
Chloroform	SW8260B	1	2.4	10	ND		ug/Kg	06/24/17	20:25	BP	425008
Carbon Tetrachloride	SW8260B	1	2.1	10	ND		ug/Kg	06/24/17	20:25	BP	425008
1,1,1-Trichloroethane	SW8260B	1	2.1	10	ND		ug/Kg	06/24/17	20:25	BP	425008
1,1-Dichloropropene	SW8260B	1	2.0	10	ND		ug/Kg	06/24/17	20:25	BP	425008
Benzene	SW8260B	1	2.2	10	ND		ug/Kg	06/24/17	20:25	BP	425008



SAMPLE RESULTS

Report prepared for: Kelsey Gerhart
Engeo (San Ramon)

Date/Time Received: 06/22/17, 5:35 pm
Date Reported: 06/27/17

Client Sample ID:	B-12 @4.5'-5'	Lab Sample ID:	1706188-016A
Project Name/Location:	Baker	Sample Matrix:	Soil
Project Number:	13255.000.000		
Date/Time Sampled:	06/22/17 / 11:00		
SDG:			
Tag Number:	Baker Rd		

Prep Method: 5035	Prep Batch Date/Time: 6/24/17 1:11:00PM
Prep Batch ID: 7730	Prep Analyst: BPATEL

Parameters:	Analysis Method	DF	MDL	PQL	Results	Q	Units	Analyzed	Time	By	Analytical Batch
TAME	SW8260B	1	2.3	10	ND		ug/Kg	06/24/17	20:25	BP	425008
1,2-Dichloroethane	SW8260B	1	2.3	10	ND		ug/Kg	06/24/17	20:25	BP	425008
Trichloroethylene	SW8260B	1	1.8	10	ND		ug/Kg	06/24/17	20:25	BP	425008
Dibromomethane	SW8260B	1	1.8	10	ND		ug/Kg	06/24/17	20:25	BP	425008
1,2-Dichloropropane	SW8260B	1	1.9	10	ND		ug/Kg	06/24/17	20:25	BP	425008
Bromodichloromethane	SW8260B	1	2.0	10	ND		ug/Kg	06/24/17	20:25	BP	425008
cis-1,3-Dichloropropene	SW8260B	1	1.6	10	ND		ug/Kg	06/24/17	20:25	BP	425008
Toluene	SW8260B	1	1.8	10	ND		ug/Kg	06/24/17	20:25	BP	425008
Tetrachloroethylene	SW8260B	1	1.7	10	ND		ug/Kg	06/24/17	20:25	BP	425008
trans-1,3-Dichloropropene	SW8260B	1	1.6	10	ND		ug/Kg	06/24/17	20:25	BP	425008
1,1,2-Trichloroethane	SW8260B	1	1.8	10	ND		ug/Kg	06/24/17	20:25	BP	425008
Dibromochloromethane	SW8260B	1	1.9	10	ND		ug/Kg	06/24/17	20:25	BP	425008
1,3-Dichloropropane	SW8260B	1	1.8	10	ND		ug/Kg	06/24/17	20:25	BP	425008
1,2-Dibromoethane	SW8260B	1	1.8	10	ND		ug/Kg	06/24/17	20:25	BP	425008
Chlorobenzene	SW8260B	1	1.8	10	ND		ug/Kg	06/24/17	20:25	BP	425008
Ethyl Benzene	SW8260B	1	1.7	10	ND		ug/Kg	06/24/17	20:25	BP	425008
1,1,1,2-Tetrachloroethane	SW8260B	1	1.9	10	ND		ug/Kg	06/24/17	20:25	BP	425008
m,p-Xylene	SW8260B	1	3.2	10	ND		ug/Kg	06/24/17	20:25	BP	425008
o-Xylene	SW8260B	1	1.7	10	ND		ug/Kg	06/24/17	20:25	BP	425008
Styrene	SW8260B	1	1.6	10	ND		ug/Kg	06/24/17	20:25	BP	425008
Bromoform	SW8260B	1	1.7	10	ND		ug/Kg	06/24/17	20:25	BP	425008
Isopropyl Benzene	SW8260B	1	1.6	10	ND		ug/Kg	06/24/17	20:25	BP	425008
n-Propylbenzene	SW8260B	1	1.6	10	ND		ug/Kg	06/24/17	20:25	BP	425008
Bromobenzene	SW8260B	1	1.8	10	ND		ug/Kg	06/24/17	20:25	BP	425008
1,1,2,2-Tetrachloroethane	SW8260B	1	1.9	10	ND		ug/Kg	06/24/17	20:25	BP	425008
2-Chlorotoluene	SW8260B	1	1.8	10	ND		ug/Kg	06/24/17	20:25	BP	425008
1,3,5-Trimethylbenzene	SW8260B	1	1.6	10	ND		ug/Kg	06/24/17	20:25	BP	425008
1,2,3-Trichloropropane	SW8260B	1	1.9	10	ND		ug/Kg	06/24/17	20:25	BP	425008
4-Chlorotoluene	SW8260B	1	1.6	10	ND		ug/Kg	06/24/17	20:25	BP	425008
tert-Butylbenzene	SW8260B	1	1.6	10	ND		ug/Kg	06/24/17	20:25	BP	425008
1,2,4-Trimethylbenzene	SW8260B	1	1.4	10	ND		ug/Kg	06/24/17	20:25	BP	425008
sec-Butyl Benzene	SW8260B	1	1.6	10	ND		ug/Kg	06/24/17	20:25	BP	425008
p-Isopropyltoluene	SW8260B	1	1.5	10	ND		ug/Kg	06/24/17	20:25	BP	425008
1,3-Dichlorobenzene	SW8260B	1	1.7	10	ND		ug/Kg	06/24/17	20:25	BP	425008
1,4-Dichlorobenzene	SW8260B	1	1.7	10	ND		ug/Kg	06/24/17	20:25	BP	425008



SAMPLE RESULTS

Report prepared for: Kelsey Gerhart
Engeo (San Ramon)

Date/Time Received: 06/22/17, 5:35 pm
Date Reported: 06/27/17

Client Sample ID:	B-12 @4.5'-5'	Lab Sample ID:	1706188-016A
Project Name/Location:	Baker	Sample Matrix:	Soil
Project Number:	13255.000.000		
Date/Time Sampled:	06/22/17 / 11:00		
SDG:			
Tag Number:	Baker Rd		

Prep Method: 5035	Prep Batch Date/Time: 6/24/17	1:11:00PM
Prep Batch ID: 7730	Prep Analyst:	BPATEL

Parameters:	Analysis Method	DF	MDL	PQL	Results	Q	Units	Analyzed	Time	By	Analytical Batch
n-Butylbenzene	SW8260B	1	1.5	10	ND		ug/Kg	06/24/17	20:25	BP	425008
1,2-Dichlorobenzene	SW8260B	1	1.8	10	ND		ug/Kg	06/24/17	20:25	BP	425008
1,2-Dibromo-3-Chloropropane	SW8260B	1	1.8	10	ND		ug/Kg	06/24/17	20:25	BP	425008
Hexachlorobutadiene	SW8260B	1	1.4	10	ND		ug/Kg	06/24/17	20:25	BP	425008
1,2,4-Trichlorobenzene	SW8260B	1	1.5	10	ND		ug/Kg	06/24/17	20:25	BP	425008
Naphthalene	SW8260B	1	1.7	10	ND		ug/Kg	06/24/17	20:25	BP	425008
1,2,3-Trichlorobenzene	SW8260B	1	1.7	10	ND		ug/Kg	06/24/17	20:25	BP	425008
2-Butanone (MEK)	SW8260B	1	2.3	10	ND		ug/Kg	06/24/17	20:25	BP	425008
(S) Dibromofluoromethane	SW8260B		59.8 - 148		96.1		%	06/24/17	20:25	BP	425008
(S) Toluene-d8	SW8260B		55.2 - 133		115		%	06/24/17	20:25	BP	425008
(S) 4-Bromofluorobenzene	SW8260B		55.8 - 141		125		%	06/24/17	20:25	BP	425008

Prep Method: 5035GRO	Prep Batch Date/Time: 6/24/17	1:11:00PM
Prep Batch ID: 7731	Prep Analyst:	BPATEL

Parameters:	Analysis Method	DF	MDL	PQL	Results	Q	Units	Analyzed	Time	By	Analytical Batch
TPH(Gasoline)	8260TPH	1	43	100	ND		ug/Kg	06/24/17	20:25	BP	425008
(S) 4-Bromofluorobenzene	8260TPH		43.9 - 127		57.4		%	06/24/17	20:25	BP	425008



SAMPLE RESULTS

Report prepared for: Kelsey Gerhart
Engeo (San Ramon)

Date/Time Received: 06/22/17, 5:35 pm
Date Reported: 06/27/17

Client Sample ID:	B-12 @7.5'-8'	Lab Sample ID:	1706188-017A
Project Name/Location:	Baker	Sample Matrix:	Soil
Project Number:	13255.000.000		
Date/Time Sampled:	06/22/17 / 11:00		
SDG:			
Tag Number:	Baker Rd		

Prep Method: 3546_TPHSG	Prep Batch Date/Time: 6/26/17	3:59:00PM
Prep Batch ID: 7715	Prep Analyst:	LIMBAT

Parameters:	Analysis Method	DF	MDL	PQL	Results	Q	Units	Analyzed	Time	By	Analytical Batch
TPH as Diesel (SG)	SW8015B	1	0.85	2.0	2.05	x	mg/Kg	06/27/17	13:29	mk	425023
TPH as Motor Oil (SG)	SW8015B	1	3.2	10	ND		mg/Kg	06/27/17	13:29	mk	425023
			Acceptance Limits								
Pentacosane (S)	SW8015B		59 - 129		122		%	06/27/17	13:29	mk	425023

NOTE: x-not typical of Diesel ref. std: peaks within Diesel range quantified as diesel

Prep Method: 5035	Prep Batch Date/Time: 6/24/17	1:11:00PM
Prep Batch ID: 7730	Prep Analyst:	BPATEL

Parameters:	Analysis Method	DF	MDL	PQL	Results	Q	Units	Analyzed	Time	By	Analytical Batch
Dichlorodifluoromethane	SW8260B	1	1.2	10	ND		ug/Kg	06/24/17	21:01	BP	425008
Chloromethane	SW8260B	1	1.8	10	ND		ug/Kg	06/24/17	21:01	BP	425008
Vinyl Chloride	SW8260B	1	2.0	10	ND		ug/Kg	06/24/17	21:01	BP	425008
Bromomethane	SW8260B	1	2.7	10	ND		ug/Kg	06/24/17	21:01	BP	425008
Chloroethane	SW8260B	1	3.0	10	ND		ug/Kg	06/24/17	21:01	BP	425008
Trichlorofluoromethane	SW8260B	1	2.1	10	ND		ug/Kg	06/24/17	21:01	BP	425008
1,1-Dichloroethene	SW8260B	1	2.0	10	ND		ug/Kg	06/24/17	21:01	BP	425008
Freon 113	SW8260B	1	1.9	10	ND		ug/Kg	06/24/17	21:01	BP	425008
Methylene Chloride	SW8260B	1	7.1	10	ND		ug/Kg	06/24/17	21:01	BP	425008
trans-1,2-Dichloroethene	SW8260B	1	2.1	10	ND		ug/Kg	06/24/17	21:01	BP	425008
MTBE	SW8260B	1	2.3	10	ND		ug/Kg	06/24/17	21:01	BP	425008
tert-Butanol	SW8260B	1	12	50	ND		ug/Kg	06/24/17	21:01	BP	425008
Diisopropyl ether (DIPE)	SW8260B	1	2.3	10	ND		ug/Kg	06/24/17	21:01	BP	425008
1,1-Dichloroethane	SW8260B	1	2.2	10	ND		ug/Kg	06/24/17	21:01	BP	425008
ETBE	SW8260B	1	2.3	10	ND		ug/Kg	06/24/17	21:01	BP	425008
cis-1,2-Dichloroethene	SW8260B	1	2.2	10	ND		ug/Kg	06/24/17	21:01	BP	425008
2,2-Dichloropropane	SW8260B	1	1.9	10	ND		ug/Kg	06/24/17	21:01	BP	425008
Bromochloromethane	SW8260B	1	2.3	10	ND		ug/Kg	06/24/17	21:01	BP	425008
Chloroform	SW8260B	1	2.4	10	ND		ug/Kg	06/24/17	21:01	BP	425008
Carbon Tetrachloride	SW8260B	1	2.1	10	ND		ug/Kg	06/24/17	21:01	BP	425008
1,1,1-Trichloroethane	SW8260B	1	2.1	10	ND		ug/Kg	06/24/17	21:01	BP	425008
1,1-Dichloropropene	SW8260B	1	2.0	10	ND		ug/Kg	06/24/17	21:01	BP	425008
Benzene	SW8260B	1	2.2	10	ND		ug/Kg	06/24/17	21:01	BP	425008
TAME	SW8260B	1	2.3	10	ND		ug/Kg	06/24/17	21:01	BP	425008



SAMPLE RESULTS

Report prepared for: Kelsey Gerhart
Engeo (San Ramon)

Date/Time Received: 06/22/17, 5:35 pm
Date Reported: 06/27/17

Client Sample ID:	B-12 @7.5'-8'	Lab Sample ID:	1706188-017A
Project Name/Location:	Baker	Sample Matrix:	Soil
Project Number:	13255.000.000		
Date/Time Sampled:	06/22/17 / 11:00		
SDG:			
Tag Number:	Baker Rd		

Prep Method: 5035	Prep Batch Date/Time: 6/24/17 1:11:00PM
Prep Batch ID: 7730	Prep Analyst: BPATEL

Parameters:	Analysis Method	DF	MDL	PQL	Results	Q	Units	Analyzed	Time	By	Analytical Batch
1,2-Dichloroethane	SW8260B	1	2.3	10	ND		ug/Kg	06/24/17	21:01	BP	425008
Trichloroethylene	SW8260B	1	1.8	10	ND		ug/Kg	06/24/17	21:01	BP	425008
Dibromomethane	SW8260B	1	1.8	10	ND		ug/Kg	06/24/17	21:01	BP	425008
1,2-Dichloropropane	SW8260B	1	1.9	10	ND		ug/Kg	06/24/17	21:01	BP	425008
Bromodichloromethane	SW8260B	1	2.0	10	ND		ug/Kg	06/24/17	21:01	BP	425008
cis-1,3-Dichloropropene	SW8260B	1	1.6	10	ND		ug/Kg	06/24/17	21:01	BP	425008
Toluene	SW8260B	1	1.8	10	ND		ug/Kg	06/24/17	21:01	BP	425008
Tetrachloroethylene	SW8260B	1	1.7	10	ND		ug/Kg	06/24/17	21:01	BP	425008
trans-1,3-Dichloropropene	SW8260B	1	1.6	10	ND		ug/Kg	06/24/17	21:01	BP	425008
1,1,2-Trichloroethane	SW8260B	1	1.8	10	ND		ug/Kg	06/24/17	21:01	BP	425008
Dibromochloromethane	SW8260B	1	1.9	10	ND		ug/Kg	06/24/17	21:01	BP	425008
1,3-Dichloropropane	SW8260B	1	1.8	10	ND		ug/Kg	06/24/17	21:01	BP	425008
1,2-Dibromoethane	SW8260B	1	1.8	10	ND		ug/Kg	06/24/17	21:01	BP	425008
Chlorobenzene	SW8260B	1	1.8	10	ND		ug/Kg	06/24/17	21:01	BP	425008
Ethyl Benzene	SW8260B	1	1.7	10	ND		ug/Kg	06/24/17	21:01	BP	425008
1,1,1,2-Tetrachloroethane	SW8260B	1	1.9	10	ND		ug/Kg	06/24/17	21:01	BP	425008
m,p-Xylene	SW8260B	1	3.2	10	ND		ug/Kg	06/24/17	21:01	BP	425008
o-Xylene	SW8260B	1	1.7	10	ND		ug/Kg	06/24/17	21:01	BP	425008
Styrene	SW8260B	1	1.6	10	ND		ug/Kg	06/24/17	21:01	BP	425008
Bromoform	SW8260B	1	1.7	10	ND		ug/Kg	06/24/17	21:01	BP	425008
Isopropyl Benzene	SW8260B	1	1.6	10	ND		ug/Kg	06/24/17	21:01	BP	425008
n-Propylbenzene	SW8260B	1	1.6	10	ND		ug/Kg	06/24/17	21:01	BP	425008
Bromobenzene	SW8260B	1	1.8	10	ND		ug/Kg	06/24/17	21:01	BP	425008
1,1,2,2-Tetrachloroethane	SW8260B	1	1.9	10	ND		ug/Kg	06/24/17	21:01	BP	425008
2-Chlorotoluene	SW8260B	1	1.8	10	ND		ug/Kg	06/24/17	21:01	BP	425008
1,3,5-Trimethylbenzene	SW8260B	1	1.6	10	ND		ug/Kg	06/24/17	21:01	BP	425008
1,2,3-Trichloropropane	SW8260B	1	1.9	10	ND		ug/Kg	06/24/17	21:01	BP	425008
4-Chlorotoluene	SW8260B	1	1.6	10	ND		ug/Kg	06/24/17	21:01	BP	425008
tert-Butylbenzene	SW8260B	1	1.6	10	ND		ug/Kg	06/24/17	21:01	BP	425008
1,2,4-Trimethylbenzene	SW8260B	1	1.4	10	ND		ug/Kg	06/24/17	21:01	BP	425008
sec-Butyl Benzene	SW8260B	1	1.6	10	ND		ug/Kg	06/24/17	21:01	BP	425008
p-Isopropyltoluene	SW8260B	1	1.5	10	ND		ug/Kg	06/24/17	21:01	BP	425008
1,3-Dichlorobenzene	SW8260B	1	1.7	10	ND		ug/Kg	06/24/17	21:01	BP	425008
1,4-Dichlorobenzene	SW8260B	1	1.7	10	ND		ug/Kg	06/24/17	21:01	BP	425008
n-Butylbenzene	SW8260B	1	1.5	10	ND		ug/Kg	06/24/17	21:01	BP	425008



SAMPLE RESULTS

Report prepared for: Kelsey Gerhart
Engeo (San Ramon)

Date/Time Received: 06/22/17, 5:35 pm
Date Reported: 06/27/17

Client Sample ID:	B-12 @7.5'-8'	Lab Sample ID:	1706188-017A
Project Name/Location:	Baker	Sample Matrix:	Soil
Project Number:	13255.000.000		
Date/Time Sampled:	06/22/17 / 11:00		
SDG:			
Tag Number:	Baker Rd		

Prep Method: 5035	Prep Batch Date/Time: 6/24/17	1:11:00PM
Prep Batch ID: 7730	Prep Analyst:	BPATEL

Parameters:	Analysis Method	DF	MDL	PQL	Results	Q	Units	Analyzed	Time	By	Analytical Batch
1,2-Dichlorobenzene	SW8260B	1	1.8	10	ND		ug/Kg	06/24/17	21:01	BP	425008
1,2-Dibromo-3-Chloropropane	SW8260B	1	1.8	10	ND		ug/Kg	06/24/17	21:01	BP	425008
Hexachlorobutadiene	SW8260B	1	1.4	10	ND		ug/Kg	06/24/17	21:01	BP	425008
1,2,4-Trichlorobenzene	SW8260B	1	1.5	10	ND		ug/Kg	06/24/17	21:01	BP	425008
Naphthalene	SW8260B	1	1.7	10	ND		ug/Kg	06/24/17	21:01	BP	425008
1,2,3-Trichlorobenzene	SW8260B	1	1.7	10	ND		ug/Kg	06/24/17	21:01	BP	425008
2-Butanone (MEK)	SW8260B	1	2.3	10	ND		ug/Kg	06/24/17	21:01	BP	425008
(S) Dibromofluoromethane	SW8260B		59.8 - 148		94.2		%	06/24/17	21:01	BP	425008
(S) Toluene-d8	SW8260B		55.2 - 133		113		%	06/24/17	21:01	BP	425008
(S) 4-Bromofluorobenzene	SW8260B		55.8 - 141		122		%	06/24/17	21:01	BP	425008

Prep Method: 5035GRO	Prep Batch Date/Time: 6/24/17	1:11:00PM
Prep Batch ID: 7731	Prep Analyst:	BPATEL

Parameters:	Analysis Method	DF	MDL	PQL	Results	Q	Units	Analyzed	Time	By	Analytical Batch
TPH(Gasoline)	8260TPH	1	43	100	ND		ug/Kg	06/24/17	21:01	BP	425008
(S) 4-Bromofluorobenzene	8260TPH		43.9 - 127		59.5		%	06/24/17	21:01	BP	425008



SAMPLE RESULTS

Report prepared for: Kelsey Gerhart
Engeo (San Ramon)

Date/Time Received: 06/22/17, 5:35 pm
Date Reported: 06/27/17

Client Sample ID:	B-10 @4.5'-5'	Lab Sample ID:	1706188-018A
Project Name/Location:	Baker	Sample Matrix:	Soil
Project Number:	13255.000.000		
Date/Time Sampled:	06/22/17 / 13:00		
SDG:			
Tag Number:	Baker Rd		

Prep Method: 3546_TPHSG	Prep Batch Date/Time: 6/26/17	3:59:00PM
Prep Batch ID: 7715	Prep Analyst:	LIMBAT

Parameters:	Analysis Method	DF	MDL	PQL	Results	Q	Units	Analyzed	Time	By	Analytical Batch
TPH as Diesel (SG)	SW8015B	1	0.85	2.0	5.67	x	mg/Kg	06/27/17	13:52	mk	425023
TPH as Motor Oil (SG)	SW8015B	1	3.2	10	19.6		mg/Kg	06/27/17	13:52	mk	425023
Acceptance Limits											
Pentacosane (S)	SW8015B		59 - 129		110		%	06/27/17	13:52	mk	425023

NOTE: x- Chromatographic pattern does not resemble typical diesel reference standard; unknown organics within diesel range slightly heavier than diesel quantified as diesel.

Prep Method: 5035	Prep Batch Date/Time: 6/24/17	1:11:00PM
Prep Batch ID: 7730	Prep Analyst:	BPATEL

Parameters:	Analysis Method	DF	MDL	PQL	Results	Q	Units	Analyzed	Time	By	Analytical Batch
Dichlorodifluoromethane	SW8260B	1	1.2	10	ND		ug/Kg	06/24/17	21:37	BP	425008
Chloromethane	SW8260B	1	1.8	10	ND		ug/Kg	06/24/17	21:37	BP	425008
Vinyl Chloride	SW8260B	1	2.0	10	ND		ug/Kg	06/24/17	21:37	BP	425008
Bromomethane	SW8260B	1	2.7	10	ND		ug/Kg	06/24/17	21:37	BP	425008
Chloroethane	SW8260B	1	3.0	10	ND		ug/Kg	06/24/17	21:37	BP	425008
Trichlorofluoromethane	SW8260B	1	2.1	10	ND		ug/Kg	06/24/17	21:37	BP	425008
1,1-Dichloroethene	SW8260B	1	2.0	10	ND		ug/Kg	06/24/17	21:37	BP	425008
Freon 113	SW8260B	1	1.9	10	ND		ug/Kg	06/24/17	21:37	BP	425008
Methylene Chloride	SW8260B	1	7.1	10	ND		ug/Kg	06/24/17	21:37	BP	425008
trans-1,2-Dichloroethene	SW8260B	1	2.1	10	ND		ug/Kg	06/24/17	21:37	BP	425008
MTBE	SW8260B	1	2.3	10	ND		ug/Kg	06/24/17	21:37	BP	425008
tert-Butanol	SW8260B	1	12	50	ND		ug/Kg	06/24/17	21:37	BP	425008
Diisopropyl ether (DIPE)	SW8260B	1	2.3	10	ND		ug/Kg	06/24/17	21:37	BP	425008
1,1-Dichloroethane	SW8260B	1	2.2	10	ND		ug/Kg	06/24/17	21:37	BP	425008
ETBE	SW8260B	1	2.3	10	ND		ug/Kg	06/24/17	21:37	BP	425008
cis-1,2-Dichloroethene	SW8260B	1	2.2	10	ND		ug/Kg	06/24/17	21:37	BP	425008
2,2-Dichloropropane	SW8260B	1	1.9	10	ND		ug/Kg	06/24/17	21:37	BP	425008
Bromochloromethane	SW8260B	1	2.3	10	ND		ug/Kg	06/24/17	21:37	BP	425008
Chloroform	SW8260B	1	2.4	10	ND		ug/Kg	06/24/17	21:37	BP	425008
Carbon Tetrachloride	SW8260B	1	2.1	10	ND		ug/Kg	06/24/17	21:37	BP	425008
1,1,1-Trichloroethane	SW8260B	1	2.1	10	ND		ug/Kg	06/24/17	21:37	BP	425008
1,1-Dichloropropene	SW8260B	1	2.0	10	ND		ug/Kg	06/24/17	21:37	BP	425008
Benzene	SW8260B	1	2.2	10	ND		ug/Kg	06/24/17	21:37	BP	425008



SAMPLE RESULTS

Report prepared for: Kelsey Gerhart
Engeo (San Ramon)

Date/Time Received: 06/22/17, 5:35 pm
Date Reported: 06/27/17

Client Sample ID:	B-10 @4.5'-5'	Lab Sample ID:	1706188-018A
Project Name/Location:	Baker	Sample Matrix:	Soil
Project Number:	13255.000.000		
Date/Time Sampled:	06/22/17 / 13:00		
SDG:			
Tag Number:	Baker Rd		

Prep Method: 5035	Prep Batch Date/Time: 6/24/17 1:11:00PM
Prep Batch ID: 7730	Prep Analyst: BPATEL

Parameters:	Analysis Method	DF	MDL	PQL	Results	Q	Units	Analyzed	Time	By	Analytical Batch
TAME	SW8260B	1	2.3	10	ND		ug/Kg	06/24/17	21:37	BP	425008
1,2-Dichloroethane	SW8260B	1	2.3	10	ND		ug/Kg	06/24/17	21:37	BP	425008
Trichloroethylene	SW8260B	1	1.8	10	ND		ug/Kg	06/24/17	21:37	BP	425008
Dibromomethane	SW8260B	1	1.8	10	ND		ug/Kg	06/24/17	21:37	BP	425008
1,2-Dichloropropane	SW8260B	1	1.9	10	ND		ug/Kg	06/24/17	21:37	BP	425008
Bromodichloromethane	SW8260B	1	2.0	10	ND		ug/Kg	06/24/17	21:37	BP	425008
cis-1,3-Dichloropropene	SW8260B	1	1.6	10	ND		ug/Kg	06/24/17	21:37	BP	425008
Toluene	SW8260B	1	1.8	10	ND		ug/Kg	06/24/17	21:37	BP	425008
Tetrachloroethylene	SW8260B	1	1.7	10	ND		ug/Kg	06/24/17	21:37	BP	425008
trans-1,3-Dichloropropene	SW8260B	1	1.6	10	ND		ug/Kg	06/24/17	21:37	BP	425008
1,1,2-Trichloroethane	SW8260B	1	1.8	10	ND		ug/Kg	06/24/17	21:37	BP	425008
Dibromochloromethane	SW8260B	1	1.9	10	ND		ug/Kg	06/24/17	21:37	BP	425008
1,3-Dichloropropane	SW8260B	1	1.8	10	ND		ug/Kg	06/24/17	21:37	BP	425008
1,2-Dibromoethane	SW8260B	1	1.8	10	ND		ug/Kg	06/24/17	21:37	BP	425008
Chlorobenzene	SW8260B	1	1.8	10	ND		ug/Kg	06/24/17	21:37	BP	425008
Ethyl Benzene	SW8260B	1	1.7	10	ND		ug/Kg	06/24/17	21:37	BP	425008
1,1,1,2-Tetrachloroethane	SW8260B	1	1.9	10	ND		ug/Kg	06/24/17	21:37	BP	425008
m,p-Xylene	SW8260B	1	3.2	10	ND		ug/Kg	06/24/17	21:37	BP	425008
o-Xylene	SW8260B	1	1.7	10	ND		ug/Kg	06/24/17	21:37	BP	425008
Styrene	SW8260B	1	1.6	10	ND		ug/Kg	06/24/17	21:37	BP	425008
Bromoform	SW8260B	1	1.7	10	ND		ug/Kg	06/24/17	21:37	BP	425008
Isopropyl Benzene	SW8260B	1	1.6	10	ND		ug/Kg	06/24/17	21:37	BP	425008
n-Propylbenzene	SW8260B	1	1.6	10	ND		ug/Kg	06/24/17	21:37	BP	425008
Bromobenzene	SW8260B	1	1.8	10	ND		ug/Kg	06/24/17	21:37	BP	425008
1,1,2,2-Tetrachloroethane	SW8260B	1	1.9	10	ND		ug/Kg	06/24/17	21:37	BP	425008
2-Chlorotoluene	SW8260B	1	1.8	10	ND		ug/Kg	06/24/17	21:37	BP	425008
1,3,5-Trimethylbenzene	SW8260B	1	1.6	10	ND		ug/Kg	06/24/17	21:37	BP	425008
1,2,3-Trichloropropane	SW8260B	1	1.9	10	ND		ug/Kg	06/24/17	21:37	BP	425008
4-Chlorotoluene	SW8260B	1	1.6	10	ND		ug/Kg	06/24/17	21:37	BP	425008
tert-Butylbenzene	SW8260B	1	1.6	10	ND		ug/Kg	06/24/17	21:37	BP	425008
1,2,4-Trimethylbenzene	SW8260B	1	1.4	10	ND		ug/Kg	06/24/17	21:37	BP	425008
sec-Butyl Benzene	SW8260B	1	1.6	10	ND		ug/Kg	06/24/17	21:37	BP	425008
p-Isopropyltoluene	SW8260B	1	1.5	10	ND		ug/Kg	06/24/17	21:37	BP	425008
1,3-Dichlorobenzene	SW8260B	1	1.7	10	ND		ug/Kg	06/24/17	21:37	BP	425008
1,4-Dichlorobenzene	SW8260B	1	1.7	10	ND		ug/Kg	06/24/17	21:37	BP	425008



SAMPLE RESULTS

Report prepared for: Kelsey Gerhart
Engeo (San Ramon)

Date/Time Received: 06/22/17, 5:35 pm
Date Reported: 06/27/17

Client Sample ID:	B-10 @4.5'-5'	Lab Sample ID:	1706188-018A
Project Name/Location:	Baker	Sample Matrix:	Soil
Project Number:	13255.000.000		
Date/Time Sampled:	06/22/17 / 13:00		
SDG:			
Tag Number:	Baker Rd		

Prep Method: 5035	Prep Batch Date/Time: 6/24/17	1:11:00PM
Prep Batch ID: 7730	Prep Analyst: BPATEL	

Parameters:	Analysis Method	DF	MDL	PQL	Results	Q	Units	Analyzed	Time	By	Analytical Batch
n-Butylbenzene	SW8260B	1	1.5	10	ND		ug/Kg	06/24/17	21:37	BP	425008
1,2-Dichlorobenzene	SW8260B	1	1.8	10	ND		ug/Kg	06/24/17	21:37	BP	425008
1,2-Dibromo-3-Chloropropane	SW8260B	1	1.8	10	ND		ug/Kg	06/24/17	21:37	BP	425008
Hexachlorobutadiene	SW8260B	1	1.4	10	ND		ug/Kg	06/24/17	21:37	BP	425008
1,2,4-Trichlorobenzene	SW8260B	1	1.5	10	ND		ug/Kg	06/24/17	21:37	BP	425008
Naphthalene	SW8260B	1	1.7	10	ND		ug/Kg	06/24/17	21:37	BP	425008
1,2,3-Trichlorobenzene	SW8260B	1	1.7	10	ND		ug/Kg	06/24/17	21:37	BP	425008
2-Butanone (MEK)	SW8260B	1	2.3	10	ND		ug/Kg	06/24/17	21:37	BP	425008
(S) Dibromofluoromethane	SW8260B		59.8 - 148		94.0		%	06/24/17	21:37	BP	425008
(S) Toluene-d8	SW8260B		55.2 - 133		116		%	06/24/17	21:37	BP	425008
(S) 4-Bromofluorobenzene	SW8260B		55.8 - 141		119		%	06/24/17	21:37	BP	425008

Prep Method: 5035GRO	Prep Batch Date/Time: 6/24/17	1:11:00PM
Prep Batch ID: 7731	Prep Analyst: BPATEL	

Parameters:	Analysis Method	DF	MDL	PQL	Results	Q	Units	Analyzed	Time	By	Analytical Batch
TPH(Gasoline)	8260TPH	1	43	100	ND		ug/Kg	06/24/17	21:37	BP	425008
(S) 4-Bromofluorobenzene	8260TPH		43.9 - 127		50.4		%	06/24/17	21:37	BP	425008



SAMPLE RESULTS

Report prepared for: Kelsey Gerhart
Engeo (San Ramon)

Date/Time Received: 06/22/17, 5:35 pm
Date Reported: 06/27/17

Client Sample ID:	B-10 @7.5'-8'	Lab Sample ID:	1706188-019A
Project Name/Location:	Baker	Sample Matrix:	Soil
Project Number:	13255.000.000		
Date/Time Sampled:	06/22/17 / 13:00		
SDG:			
Tag Number:	Baker Rd		

Prep Method: 3546_TPHSG	Prep Batch Date/Time: 6/26/17	3:59:00PM
Prep Batch ID: 7715	Prep Analyst:	LIMBAT

Parameters:	Analysis Method	DF	MDL	PQL	Results	Q	Units	Analyzed	Time	By	Analytical Batch
TPH as Diesel (SG)	SW8015B	1	0.85	2.0	7.31	x	mg/Kg	06/27/17	14:14	mk	425023
TPH as Motor Oil (SG)	SW8015B	1	3.2	10	17.8		mg/Kg	06/27/17	14:14	mk	425023
Acceptance Limits											
Pentacosane (S)	SW8015B		59 - 129		109		%	06/27/17	14:14	mk	425023

NOTE: x- Chromatographic pattern does not resemble typical diesel reference standard; unknown organics within diesel range slightly heavier than diesel quantified as diesel.

Prep Method: 5035	Prep Batch Date/Time: 6/24/17	1:11:00PM
Prep Batch ID: 7730	Prep Analyst:	BPATEL

Parameters:	Analysis Method	DF	MDL	PQL	Results	Q	Units	Analyzed	Time	By	Analytical Batch
Dichlorodifluoromethane	SW8260B	1	1.2	10	ND		ug/Kg	06/24/17	22:14	BP	425008
Chloromethane	SW8260B	1	1.8	10	ND		ug/Kg	06/24/17	22:14	BP	425008
Vinyl Chloride	SW8260B	1	2.0	10	ND		ug/Kg	06/24/17	22:14	BP	425008
Bromomethane	SW8260B	1	2.7	10	ND		ug/Kg	06/24/17	22:14	BP	425008
Chloroethane	SW8260B	1	3.0	10	ND		ug/Kg	06/24/17	22:14	BP	425008
Trichlorofluoromethane	SW8260B	1	2.1	10	ND		ug/Kg	06/24/17	22:14	BP	425008
1,1-Dichloroethene	SW8260B	1	2.0	10	ND		ug/Kg	06/24/17	22:14	BP	425008
Freon 113	SW8260B	1	1.9	10	ND		ug/Kg	06/24/17	22:14	BP	425008
Methylene Chloride	SW8260B	1	7.1	10	ND		ug/Kg	06/24/17	22:14	BP	425008
trans-1,2-Dichloroethene	SW8260B	1	2.1	10	ND		ug/Kg	06/24/17	22:14	BP	425008
MTBE	SW8260B	1	2.3	10	ND		ug/Kg	06/24/17	22:14	BP	425008
tert-Butanol	SW8260B	1	12	50	ND		ug/Kg	06/24/17	22:14	BP	425008
Diisopropyl ether (DIPE)	SW8260B	1	2.3	10	ND		ug/Kg	06/24/17	22:14	BP	425008
1,1-Dichloroethane	SW8260B	1	2.2	10	ND		ug/Kg	06/24/17	22:14	BP	425008
ETBE	SW8260B	1	2.3	10	ND		ug/Kg	06/24/17	22:14	BP	425008
cis-1,2-Dichloroethene	SW8260B	1	2.2	10	ND		ug/Kg	06/24/17	22:14	BP	425008
2,2-Dichloropropane	SW8260B	1	1.9	10	ND		ug/Kg	06/24/17	22:14	BP	425008
Bromochloromethane	SW8260B	1	2.3	10	ND		ug/Kg	06/24/17	22:14	BP	425008
Chloroform	SW8260B	1	2.4	10	ND		ug/Kg	06/24/17	22:14	BP	425008
Carbon Tetrachloride	SW8260B	1	2.1	10	ND		ug/Kg	06/24/17	22:14	BP	425008
1,1,1-Trichloroethane	SW8260B	1	2.1	10	ND		ug/Kg	06/24/17	22:14	BP	425008
1,1-Dichloropropene	SW8260B	1	2.0	10	ND		ug/Kg	06/24/17	22:14	BP	425008
Benzene	SW8260B	1	2.2	10	ND		ug/Kg	06/24/17	22:14	BP	425008



SAMPLE RESULTS

Report prepared for: Kelsey Gerhart
Engeo (San Ramon)

Date/Time Received: 06/22/17, 5:35 pm
Date Reported: 06/27/17

Client Sample ID:	B-10 @7.5'-8'	Lab Sample ID:	1706188-019A
Project Name/Location:	Baker	Sample Matrix:	Soil
Project Number:	13255.000.000		
Date/Time Sampled:	06/22/17 / 13:00		
SDG:			
Tag Number:	Baker Rd		

Prep Method: 5035	Prep Batch Date/Time: 6/24/17 1:11:00PM
Prep Batch ID: 7730	Prep Analyst: BPATEL

Parameters:	Analysis Method	DF	MDL	PQL	Results	Q	Units	Analyzed	Time	By	Analytical Batch
TAME	SW8260B	1	2.3	10	ND		ug/Kg	06/24/17	22:14	BP	425008
1,2-Dichloroethane	SW8260B	1	2.3	10	ND		ug/Kg	06/24/17	22:14	BP	425008
Trichloroethylene	SW8260B	1	1.8	10	ND		ug/Kg	06/24/17	22:14	BP	425008
Dibromomethane	SW8260B	1	1.8	10	ND		ug/Kg	06/24/17	22:14	BP	425008
1,2-Dichloropropane	SW8260B	1	1.9	10	ND		ug/Kg	06/24/17	22:14	BP	425008
Bromodichloromethane	SW8260B	1	2.0	10	ND		ug/Kg	06/24/17	22:14	BP	425008
cis-1,3-Dichloropropene	SW8260B	1	1.6	10	ND		ug/Kg	06/24/17	22:14	BP	425008
Toluene	SW8260B	1	1.8	10	ND		ug/Kg	06/24/17	22:14	BP	425008
Tetrachloroethylene	SW8260B	1	1.7	10	ND		ug/Kg	06/24/17	22:14	BP	425008
trans-1,3-Dichloropropene	SW8260B	1	1.6	10	ND		ug/Kg	06/24/17	22:14	BP	425008
1,1,2-Trichloroethane	SW8260B	1	1.8	10	ND		ug/Kg	06/24/17	22:14	BP	425008
Dibromochloromethane	SW8260B	1	1.9	10	ND		ug/Kg	06/24/17	22:14	BP	425008
1,3-Dichloropropane	SW8260B	1	1.8	10	ND		ug/Kg	06/24/17	22:14	BP	425008
1,2-Dibromoethane	SW8260B	1	1.8	10	ND		ug/Kg	06/24/17	22:14	BP	425008
Chlorobenzene	SW8260B	1	1.8	10	ND		ug/Kg	06/24/17	22:14	BP	425008
Ethyl Benzene	SW8260B	1	1.7	10	ND		ug/Kg	06/24/17	22:14	BP	425008
1,1,1,2-Tetrachloroethane	SW8260B	1	1.9	10	ND		ug/Kg	06/24/17	22:14	BP	425008
m,p-Xylene	SW8260B	1	3.2	10	ND		ug/Kg	06/24/17	22:14	BP	425008
o-Xylene	SW8260B	1	1.7	10	ND		ug/Kg	06/24/17	22:14	BP	425008
Styrene	SW8260B	1	1.6	10	ND		ug/Kg	06/24/17	22:14	BP	425008
Bromoform	SW8260B	1	1.7	10	ND		ug/Kg	06/24/17	22:14	BP	425008
Isopropyl Benzene	SW8260B	1	1.6	10	ND		ug/Kg	06/24/17	22:14	BP	425008
n-Propylbenzene	SW8260B	1	1.6	10	ND		ug/Kg	06/24/17	22:14	BP	425008
Bromobenzene	SW8260B	1	1.8	10	ND		ug/Kg	06/24/17	22:14	BP	425008
1,1,2,2-Tetrachloroethane	SW8260B	1	1.9	10	ND		ug/Kg	06/24/17	22:14	BP	425008
2-Chlorotoluene	SW8260B	1	1.8	10	ND		ug/Kg	06/24/17	22:14	BP	425008
1,3,5-Trimethylbenzene	SW8260B	1	1.6	10	ND		ug/Kg	06/24/17	22:14	BP	425008
1,2,3-Trichloropropane	SW8260B	1	1.9	10	ND		ug/Kg	06/24/17	22:14	BP	425008
4-Chlorotoluene	SW8260B	1	1.6	10	ND		ug/Kg	06/24/17	22:14	BP	425008
tert-Butylbenzene	SW8260B	1	1.6	10	ND		ug/Kg	06/24/17	22:14	BP	425008
1,2,4-Trimethylbenzene	SW8260B	1	1.4	10	ND		ug/Kg	06/24/17	22:14	BP	425008
sec-Butyl Benzene	SW8260B	1	1.6	10	ND		ug/Kg	06/24/17	22:14	BP	425008
p-Isopropyltoluene	SW8260B	1	1.5	10	ND		ug/Kg	06/24/17	22:14	BP	425008
1,3-Dichlorobenzene	SW8260B	1	1.7	10	ND		ug/Kg	06/24/17	22:14	BP	425008
1,4-Dichlorobenzene	SW8260B	1	1.7	10	ND		ug/Kg	06/24/17	22:14	BP	425008



SAMPLE RESULTS

Report prepared for: Kelsey Gerhart
Engeo (San Ramon)

Date/Time Received: 06/22/17, 5:35 pm
Date Reported: 06/27/17

Client Sample ID:	B-10 @7.5'-8'	Lab Sample ID:	1706188-019A
Project Name/Location:	Baker	Sample Matrix:	Soil
Project Number:	13255.000.000		
Date/Time Sampled:	06/22/17 / 13:00		
SDG:			
Tag Number:	Baker Rd		

Prep Method: 5035	Prep Batch Date/Time: 6/24/17	1:11:00PM
Prep Batch ID: 7730	Prep Analyst: BPATEL	

Parameters:	Analysis Method	DF	MDL	PQL	Results	Q	Units	Analyzed	Time	By	Analytical Batch
n-Butylbenzene	SW8260B	1	1.5	10	ND		ug/Kg	06/24/17	22:14	BP	425008
1,2-Dichlorobenzene	SW8260B	1	1.8	10	ND		ug/Kg	06/24/17	22:14	BP	425008
1,2-Dibromo-3-Chloropropane	SW8260B	1	1.8	10	ND		ug/Kg	06/24/17	22:14	BP	425008
Hexachlorobutadiene	SW8260B	1	1.4	10	ND		ug/Kg	06/24/17	22:14	BP	425008
1,2,4-Trichlorobenzene	SW8260B	1	1.5	10	ND		ug/Kg	06/24/17	22:14	BP	425008
Naphthalene	SW8260B	1	1.7	10	ND		ug/Kg	06/24/17	22:14	BP	425008
1,2,3-Trichlorobenzene	SW8260B	1	1.7	10	ND		ug/Kg	06/24/17	22:14	BP	425008
2-Butanone (MEK)	SW8260B	1	2.3	10	ND		ug/Kg	06/24/17	22:14	BP	425008
(S) Dibromofluoromethane	SW8260B		59.8 - 148		94.6		%	06/24/17	22:14	BP	425008
(S) Toluene-d8	SW8260B		55.2 - 133		120		%	06/24/17	22:14	BP	425008
(S) 4-Bromofluorobenzene	SW8260B		55.8 - 141		113		%	06/24/17	22:14	BP	425008

Prep Method: 5035GRO	Prep Batch Date/Time: 6/24/17	1:11:00PM
Prep Batch ID: 7731	Prep Analyst: BPATEL	

Parameters:	Analysis Method	DF	MDL	PQL	Results	Q	Units	Analyzed	Time	By	Analytical Batch
TPH(Gasoline)	8260TPH	1	43	100	ND		ug/Kg	06/24/17	22:14	BP	425008
(S) 4-Bromofluorobenzene	8260TPH		43.9 - 127		53.8		%	06/24/17	22:14	BP	425008



MB Summary Report

Work Order:	1706188	Prep Method:	3546_TPHSG	Prep Date:	06/26/17	Prep Batch:	7715
Matrix:	Soil	Analytical Method:	SW8015B	Analyzed Date:	6/26/2017	Analytical Batch:	425023
Units:	mg/Kg						

Parameters	MDL	PQL	Method Blank Conc.	Lab Qualifier	
TPH as Diesel (SG)	0.85	2.0	1.12		
TPH as Motor Oil (SG)	3.2	10	ND		
Pentacosane (S)			101		

Work Order:	1706188	Prep Method:	5035	Prep Date:	06/24/17	Prep Batch:	7730
Matrix:	Soil	Analytical Method:	SW8260B	Analyzed Date:	6/24/2017	Analytical Batch:	425008
Units:	ug/Kg						

Parameters	MDL	PQL	Method Blank Conc.	Lab Qualifier	
Dichlorodifluoromethane	1.2	10	ND		
Chloromethane	1.8	10	ND		
Vinyl Chloride	2.0	10	ND		
Bromomethane	2.7	10	ND		
Chloroethane	3.0	10	ND		
Trichlorofluoromethane	2.1	10	ND		
1,1-Dichloroethene	2.0	10	ND		
Freon 113	1.9	10	ND		
Methylene Chloride	7.1	10	ND		
trans-1,2-Dichloroethene	2.1	10	ND		
MTBE	2.3	10	ND		
tert-Butanol	12	50	ND		
Diisopropyl ether (DIPE)	2.3	10	ND		
1,1-Dichloroethane	2.2	10	ND		
ETBE	2.3	10	ND		
cis-1,2-Dichloroethene	2.2	10	ND		
2,2-Dichloropropane	1.9	10	ND		
Bromochloromethane	2.3	10	ND		
Chloroform	2.4	10	ND		
Carbon Tetrachloride	2.1	10	ND		
1,1,1-Trichloroethane	2.1	10	ND		
1,1-Dichloropropene	2.0	10	ND		
Benzene	2.2	10	ND		
TAME	2.3	10	ND		
1,2-Dichloroethane	2.3	10	ND		
Trichloroethylene	1.8	10	ND		
Dibromomethane	1.8	10	ND		
1,2-Dichloropropane	1.9	10	ND		
Bromodichloromethane	2.0	10	ND		
cis-1,3-Dichloropropene	1.6	10	ND		



MB Summary Report

Work Order:	1706188	Prep Method:	5035	Prep Date:	06/24/17	Prep Batch:	7730
Matrix:	Soil	Analytical Method:	SW8260B	Analyzed Date:	6/24/2017	Analytical Batch:	425008
Units:	ug/Kg						

Parameters	MDL	PQL	Method Blank Conc.	Lab Qualifier	
Toluene	1.8	10	ND		
Tetrachloroethylene	1.7	10	ND		
trans-1,3-Dichloropropene	1.6	10	ND		
1,1,2-Trichloroethane	1.8	10	ND		
Dibromochloromethane	1.9	10	ND		
1,3-Dichloropropane	1.8	10	ND		
1,2-Dibromoethane	1.8	10	ND		
Chlorobenzene	1.8	10	ND		
Ethyl Benzene	1.7	10	ND		
1,1,1,2-Tetrachloroethane	1.9	10	ND		
m,p-Xylene	3.2	10	ND		
o-Xylene	1.7	10	ND		
Styrene	1.6	10	ND		
Bromoform	1.7	10	ND		
Isopropyl Benzene	1.6	10	ND		
n-Propylbenzene	1.6	10	ND		
Bromobenzene	1.8	10	ND		
1,1,1,2-Tetrachloroethane	1.9	10	ND		
2-Chlorotoluene	1.8	10	ND		
1,3,5-Trimethylbenzene	1.6	10	ND		
1,2,3-Trichloropropane	1.9	10	ND		
4-Chlorotoluene	1.6	10	ND		
tert-Butylbenzene	1.6	10	ND		
1,2,4-Trimethylbenzene	1.4	10	ND		
sec-Butyl Benzene	1.6	10	ND		
p-Isopropyltoluene	1.5	10	ND		
1,3-Dichlorobenzene	1.7	10	ND		
1,4-Dichlorobenzene	1.7	10	ND		
n-Butylbenzene	1.5	10	ND		
1,2-Dichlorobenzene	1.8	10	ND		
1,2-Dibromo-3-Chloropropane	1.8	10	ND		
Hexachlorobutadiene	1.4	10	2.9		
1,2,4-Trichlorobenzene	1.5	10	3.0		
Naphthalene	1.7	10	3.8		
1,2,3-Trichlorobenzene	1.7	10	3.9		
2-Butanone (MEK)	1.7	10	ND		
(S) Dibromofluoromethane			93.4		
(S) Toluene-d8			114		
(S) 4-Bromofluorobenzene			110		



MB Summary Report

Work Order:	1706188	Prep Method:	5035	Prep Date:	06/24/17	Prep Batch:	7730
Matrix:	Soil	Analytical Method:	SW8260B	Analyzed Date:	6/24/2017	Analytical Batch:	425008
Units:	ug/Kg						

Parameters	MDL	PQL	Method Blank Conc.	Lab Qualifier
Dichlorodifluoromethane	1.2	10	ND	
Chloromethane	1.8	10	ND	
Vinyl Chloride	2.0	10	ND	
Bromomethane	2.7	10	ND	
Chloroethane	3.0	10	ND	
Trichlorofluoromethane	2.1	10	ND	
1,1-Dichloroethene	2.0	10	ND	
Freon 113	1.9	10	ND	
Methylene Chloride	7.1	10	ND	
trans-1,2-Dichloroethene	2.1	10	ND	
MTBE	2.3	10	ND	
tert-Butanol	12	50	ND	
Diisopropyl ether (DIPE)	2.3	10	ND	
1,1-Dichloroethane	2.2	10	ND	
ETBE	2.3	10	ND	
cis-1,2-Dichloroethene	2.2	10	ND	
2,2-Dichloropropane	1.9	10	ND	
Bromochloromethane	2.3	10	ND	
Chloroform	2.4	10	ND	
Carbon Tetrachloride	2.1	10	ND	
1,1,1-Trichloroethane	2.1	10	ND	
1,1-Dichloropropene	2.0	10	ND	
Benzene	2.2	10	ND	
TAME	2.3	10	ND	
1,2-Dichloroethane	2.3	10	ND	
Trichloroethylene	1.8	10	ND	
Dibromomethane	1.8	10	ND	
1,2-Dichloropropane	1.9	10	ND	
Bromodichloromethane	2.0	10	ND	
cis-1,3-Dichloropropene	1.6	10	ND	
Toluene	1.8	10	ND	
Tetrachloroethylene	1.7	10	ND	
trans-1,3-Dichloropropene	1.6	10	ND	
1,1,2-Trichloroethane	1.8	10	ND	
Dibromochloromethane	1.9	10	ND	
1,3-Dichloropropane	1.8	10	ND	
1,2-Dibromoethane	1.8	10	ND	
Chlorobenzene	1.8	10	ND	
Ethyl Benzene	1.7	10	ND	
1,1,1,2-Tetrachloroethane	1.9	10	ND	
m,p-Xylene	3.2	10	ND	
o-Xylene	1.7	10	ND	



MB Summary Report

Work Order:	1706188	Prep Method:	5035	Prep Date:	06/24/17	Prep Batch:	7730
Matrix:	Soil	Analytical Method:	SW8260B	Analyzed Date:	6/24/2017	Analytical Batch:	425008
Units:	ug/Kg						

Parameters	MDL	PQL	Method Blank Conc.	Lab Qualifier	
Styrene	1.6	10	ND		
Bromoform	1.7	10	ND		
Isopropyl Benzene	1.6	10	ND		
n-Propylbenzene	1.6	10	ND		
Bromobenzene	1.8	10	ND		
1,1,2,2-Tetrachloroethane	1.9	10	ND		
2-Chlorotoluene	1.8	10	ND		
1,3,5-Trimethylbenzene	1.6	10	ND		
1,2,3-Trichloropropane	1.9	10	ND		
4-Chlorotoluene	1.6	10	ND		
tert-Butylbenzene	1.6	10	ND		
1,2,4-Trimethylbenzene	1.4	10	ND		
sec-Butyl Benzene	1.6	10	ND		
p-Isopropyltoluene	1.5	10	ND		
1,3-Dichlorobenzene	1.7	10	ND		
1,4-Dichlorobenzene	1.7	10	ND		
n-Butylbenzene	1.5	10	ND		
1,2-Dichlorobenzene	1.8	10	ND		
1,2-Dibromo-3-Chloropropane	1.8	10	ND		
Hexachlorobutadiene	1.4	10	ND		
1,2,4-Trichlorobenzene	1.5	10	ND		
Naphthalene	1.7	10	ND		
1,2,3-Trichlorobenzene	1.7	10	ND		
2-Butanone (MEK)	1.7	10	ND		
(S) Dibromofluoromethane			94.3		
(S) Toluene-d8			127		
(S) 4-Bromofluorobenzene			117		

Work Order:	1706188	Prep Method:	5035GRO	Prep Date:	06/24/17	Prep Batch:	7731
Matrix:	Soil	Analytical Method:	SW8260B	Analyzed Date:	6/24/2017	Analytical Batch:	425008
Units:	ug/Kg						

Parameters	MDL	PQL	Method Blank Conc.	Lab Qualifier	
TPH(Gasoline)	43	100	ND		
(S) 4-Bromofluorobenzene			59.1		



MB Summary Report

Work Order:	1706188	Prep Method:	5035GRO	Prep Date:	06/24/17	Prep Batch:	7731
Matrix:	Soil	Analytical Method:	SW8260B	Analyzed Date:	6/24/2017	Analytical Batch:	425008
Units:	ug/Kg						

Parameters	MDL	PQL	Method Blank Conc.	Lab Qualifier
TPH(Gasoline)	43	100	ND	
(S) 4-Bromofluorobenzene			54.5	



MB Summary Report

Work Order:	1706188	Prep Method:	5035	Prep Date:	06/24/17	Prep Batch:	7748
Matrix:	Soil	Analytical Method:	SW8260B	Analyzed Date:	6/25/2017	Analytical Batch:	425025
Units:	ug/Kg						

Parameters	MDL	PQL	Method Blank Conc.	Lab Qualifier	
Dichlorodifluoromethane	1.2	10	ND		
Chloromethane	1.8	10	ND		
Vinyl Chloride	2.0	10	ND		
Bromomethane	2.7	10	ND		
Chloroethane	3.0	10	ND		
Trichlorofluoromethane	2.1	10	ND		
1,1-Dichloroethene	2.0	10	ND		
Freon 113	1.9	10	ND		
Methylene Chloride	7.1	10	ND		
trans-1,2-Dichloroethene	2.1	10	ND		
MTBE	2.3	10	ND		
tert-Butanol	12	50	ND		
Diisopropyl ether (DIPE)	2.3	10	ND		
1,1-Dichloroethane	2.2	10	ND		
ETBE	2.3	10	ND		
cis-1,2-Dichloroethene	2.2	10	ND		
2,2-Dichloropropane	1.9	10	ND		
Bromochloromethane	2.3	10	ND		
Chloroform	2.4	10	ND		
Carbon Tetrachloride	2.1	10	ND		
1,1,1-Trichloroethane	2.1	10	ND		
1,1-Dichloropropene	2.0	10	ND		
Benzene	2.2	10	ND		
TAME	2.3	10	ND		
1,2-Dichloroethane	2.3	10	ND		
Trichloroethylene	1.8	10	ND		
Dibromomethane	1.8	10	ND		
1,2-Dichloropropane	1.9	10	ND		
Bromodichloromethane	2.0	10	ND		
cis-1,3-Dichloropropene	1.6	10	ND		
Toluene	1.8	10	ND		
Tetrachloroethylene	1.7	10	ND		
trans-1,3-Dichloropropene	1.6	10	ND		
1,1,2-Trichloroethane	1.8	10	ND		
Dibromochloromethane	1.9	10	ND		
1,3-Dichloropropane	1.8	10	ND		
1,2-Dibromoethane	1.8	10	ND		
Chlorobenzene	1.8	10	ND		
Ethyl Benzene	1.7	10	ND		
1,1,1,2-Tetrachloroethane	1.9	10	ND		
m,p-Xylene	3.2	10	ND		
o-Xylene	1.7	10	ND		



MB Summary Report

Work Order:	1706188	Prep Method:	5035	Prep Date:	06/24/17	Prep Batch:	7748
Matrix:	Soil	Analytical Method:	SW8260B	Analyzed Date:	6/25/2017	Analytical Batch:	425025
Units:	ug/Kg						

Parameters	MDL	PQL	Method Blank Conc.	Lab Qualifier	
Styrene	1.6	10	ND		
Bromoform	1.7	10	ND		
Isopropyl Benzene	1.6	10	ND		
n-Propylbenzene	1.6	10	ND		
Bromobenzene	1.8	10	ND		
1,1,2,2-Tetrachloroethane	1.9	10	ND		
2-Chlorotoluene	1.8	10	ND		
1,3,5-Trimethylbenzene	1.6	10	ND		
1,2,3-Trichloropropane	1.9	10	ND		
4-Chlorotoluene	1.6	10	ND		
tert-Butylbenzene	1.6	10	ND		
1,2,4-Trimethylbenzene	1.4	10	ND		
sec-Butyl Benzene	1.6	10	ND		
p-Isopropyltoluene	1.5	10	ND		
1,3-Dichlorobenzene	1.7	10	ND		
1,4-Dichlorobenzene	1.7	10	ND		
n-Butylbenzene	1.5	10	ND		
1,2-Dichlorobenzene	1.8	10	ND		
1,2-Dibromo-3-Chloropropane	1.8	10	ND		
Hexachlorobutadiene	1.4	10	ND		
1,2,4-Trichlorobenzene	1.5	10	ND		
Naphthalene	1.7	10	ND		
1,2,3-Trichlorobenzene	1.7	10	ND		
2-Butanone (MEK)	1.7	10	ND		
(S) Dibromofluoromethane			101		
(S) Toluene-d8			97.7		
(S) 4-Bromofluorobenzene			97.5		

Work Order:	1706188	Prep Method:	5035GRO	Prep Date:	06/24/17	Prep Batch:	7751
Matrix:	Soil	Analytical Method:	SW8260B	Analyzed Date:	6/25/2017	Analytical Batch:	425025
Units:	ug/Kg						

Parameters	MDL	PQL	Method Blank Conc.	Lab Qualifier	
TPH(Gasoline)	43	100	ND		
(S) 4-Bromofluorobenzene			81.2		



MB Summary Report

Work Order:	1706188	Prep Method:	5035	Prep Date:	06/27/17	Prep Batch:	7765
Matrix:	Soil	Analytical Method:	SW8260B	Analyzed Date:	6/27/2017	Analytical Batch:	425038
Units:	ug/Kg						

Parameters	MDL	PQL	Method Blank Conc.	Lab Qualifier
Dichlorodifluoromethane	1.2	10	ND	
Chloromethane	1.8	10	ND	
Vinyl Chloride	2.0	10	ND	
Bromomethane	2.7	10	ND	
Chloroethane	3.0	10	ND	
Trichlorofluoromethane	2.1	10	ND	
1,1-Dichloroethene	2.0	10	ND	
Freon 113	1.9	10	ND	
Methylene Chloride	7.1	10	ND	
trans-1,2-Dichloroethene	2.1	10	ND	
MTBE	2.3	10	ND	
tert-Butanol	12	50	ND	
Diisopropyl ether (DIPE)	2.3	10	ND	
1,1-Dichloroethane	2.2	10	ND	
ETBE	2.3	10	ND	
cis-1,2-Dichloroethene	2.2	10	ND	
2,2-Dichloropropane	1.9	10	ND	
Bromochloromethane	2.3	10	ND	
Chloroform	2.4	10	ND	
Carbon Tetrachloride	2.1	10	ND	
1,1,1-Trichloroethane	2.1	10	ND	
1,1-Dichloropropene	2.0	10	ND	
Benzene	2.2	10	ND	
TAME	2.3	10	ND	
1,2-Dichloroethane	2.3	10	ND	
Trichloroethylene	1.8	10	ND	
Dibromomethane	1.8	10	ND	
1,2-Dichloropropane	1.9	10	ND	
Bromodichloromethane	2.0	10	ND	
cis-1,3-Dichloropropene	1.6	10	ND	
Toluene	1.8	10	ND	
Tetrachloroethylene	1.7	10	ND	
trans-1,3-Dichloropropene	1.6	10	ND	
1,1,2-Trichloroethane	1.8	10	ND	
Dibromochloromethane	1.9	10	ND	
1,3-Dichloropropane	1.8	10	ND	
1,2-Dibromoethane	1.8	10	ND	
Chlorobenzene	1.8	10	ND	
Ethyl Benzene	1.7	10	ND	
1,1,1,2-Tetrachloroethane	1.9	10	ND	
m,p-Xylene	3.2	10	ND	
o-Xylene	1.7	10	ND	



MB Summary Report

Work Order:	1706188	Prep Method:	5035	Prep Date:	06/27/17	Prep Batch:	7765
Matrix:	Soil	Analytical Method:	SW8260B	Analyzed Date:	6/27/2017	Analytical Batch:	425038
Units:	ug/Kg						

Parameters	MDL	PQL	Method Blank Conc.	Lab Qualifier
Styrene	1.6	10	ND	
Bromoform	1.7	10	ND	
Isopropyl Benzene	1.6	10	ND	
n-Propylbenzene	1.6	10	ND	
Bromobenzene	1.8	10	ND	
1,1,2,2-Tetrachloroethane	1.9	10	ND	
2-Chlorotoluene	1.8	10	ND	
1,3,5-Trimethylbenzene	1.6	10	ND	
1,2,3-Trichloropropane	1.9	10	ND	
4-Chlorotoluene	1.6	10	ND	
tert-Butylbenzene	1.6	10	ND	
1,2,4-Trimethylbenzene	1.4	10	ND	
sec-Butyl Benzene	1.6	10	ND	
p-Isopropyltoluene	1.5	10	ND	
1,3-Dichlorobenzene	1.7	10	ND	
1,4-Dichlorobenzene	1.7	10	ND	
n-Butylbenzene	1.5	10	ND	
1,2-Dichlorobenzene	1.8	10	ND	
1,2-Dibromo-3-Chloropropane	1.8	10	ND	
Hexachlorobutadiene	1.4	10	2.0	
1,2,4-Trichlorobenzene	1.5	10	1.8	
Naphthalene	1.7	10	2.1	
1,2,3-Trichlorobenzene	1.7	10	2.1	
2-Butanone (MEK)	1.7	10	ND	
(S) Dibromofluoromethane			93.8	
(S) Toluene-d8			95.9	
(S) 4-Bromofluorobenzene			93.4	



MB Summary Report

Work Order:	1706188	Prep Method:	5035	Prep Date:	06/27/17	Prep Batch:	7765
Matrix:	Soil	Analytical Method:	SW8260B	Analyzed Date:	6/27/2017	Analytical Batch:	425038
Units:	ug/Kg						

Parameters	MDL	PQL	Method Blank Conc.	Lab Qualifier
Dichlorodifluoromethane	1.2	10	ND	
Chloromethane	1.8	10	ND	
Vinyl Chloride	2.0	10	ND	
Bromomethane	2.7	10	ND	
Chloroethane	3.0	10	ND	
Trichlorofluoromethane	2.1	10	ND	
1,1-Dichloroethene	2.0	10	ND	
Freon 113	1.9	10	ND	
Methylene Chloride	7.1	10	ND	
trans-1,2-Dichloroethene	2.1	10	ND	
MTBE	2.3	10	ND	
tert-Butanol	12	50	ND	
Diisopropyl ether (DIPE)	2.3	10	ND	
1,1-Dichloroethane	2.2	10	ND	
ETBE	2.3	10	ND	
cis-1,2-Dichloroethene	2.2	10	ND	
2,2-Dichloropropane	1.9	10	ND	
Bromochloromethane	2.3	10	ND	
Chloroform	2.4	10	ND	
Carbon Tetrachloride	2.1	10	ND	
1,1,1-Trichloroethane	2.1	10	ND	
1,1-Dichloropropene	2.0	10	ND	
Benzene	2.2	10	ND	
TAME	2.3	10	ND	
1,2-Dichloroethane	2.3	10	ND	
Trichloroethylene	1.8	10	ND	
Dibromomethane	1.8	10	ND	
1,2-Dichloropropane	1.9	10	ND	
Bromodichloromethane	2.0	10	ND	
cis-1,3-Dichloropropene	1.6	10	ND	
Toluene	1.8	10	ND	
Tetrachloroethylene	1.7	10	ND	
trans-1,3-Dichloropropene	1.6	10	ND	
1,1,2-Trichloroethane	1.8	10	ND	
Dibromochloromethane	1.9	10	ND	
1,3-Dichloropropane	1.8	10	ND	
1,2-Dibromoethane	1.8	10	ND	
Chlorobenzene	1.8	10	ND	
Ethyl Benzene	1.7	10	ND	
1,1,1,2-Tetrachloroethane	1.9	10	ND	
m,p-Xylene	3.2	10	ND	
o-Xylene	1.7	10	ND	



MB Summary Report

Work Order:	1706188	Prep Method:	5035	Prep Date:	06/27/17	Prep Batch:	7765
Matrix:	Soil	Analytical Method:	SW8260B	Analyzed Date:	6/27/2017	Analytical Batch:	425038
Units:	ug/Kg						

Parameters	MDL	PQL	Method Blank Conc.	Lab Qualifier	
Styrene	1.6	10	ND		
Bromoform	1.7	10	ND		
Isopropyl Benzene	1.6	10	ND		
n-Propylbenzene	1.6	10	ND		
Bromobenzene	1.8	10	ND		
1,1,2,2-Tetrachloroethane	1.9	10	ND		
2-Chlorotoluene	1.8	10	ND		
1,3,5-Trimethylbenzene	1.6	10	ND		
1,2,3-Trichloropropane	1.9	10	ND		
4-Chlorotoluene	1.6	10	ND		
tert-Butylbenzene	1.6	10	ND		
1,2,4-Trimethylbenzene	1.4	10	ND		
sec-Butyl Benzene	1.6	10	ND		
p-Isopropyltoluene	1.5	10	ND		
1,3-Dichlorobenzene	1.7	10	ND		
1,4-Dichlorobenzene	1.7	10	ND		
n-Butylbenzene	1.5	10	ND		
1,2-Dichlorobenzene	1.8	10	ND		
1,2-Dibromo-3-Chloropropane	1.8	10	ND		
Hexachlorobutadiene	1.4	10	ND		
1,2,4-Trichlorobenzene	1.5	10	ND		
Naphthalene	1.7	10	ND		
1,2,3-Trichlorobenzene	1.7	10	ND		
2-Butanone (MEK)	1.7	10	ND		
(S) Dibromofluoromethane			98.8		
(S) Toluene-d8			97.3		
(S) 4-Bromofluorobenzene			93.4		

Work Order:	1706188	Prep Method:	5035GRO	Prep Date:	06/27/17	Prep Batch:	7766
Matrix:	Soil	Analytical Method:	SW8260B	Analyzed Date:	6/27/2017	Analytical Batch:	425038
Units:	ug/Kg						

Parameters	MDL	PQL	Method Blank Conc.	Lab Qualifier	
TPH(Gasoline)	43	100	ND		
(S) 4-Bromofluorobenzene			76.2		



MB Summary Report

Work Order:	1706188	Prep Method:	5035GRO	Prep Date:	06/27/17	Prep Batch:	7766
Matrix:	Soil	Analytical Method:	SW8260B	Analyzed Date:	6/27/2017	Analytical Batch:	425038
Units:	ug/Kg						

Parameters	MDL	PQL	Method Blank Conc.	Lab Qualifier
TPH(Gasoline)	43	100	ND	
(S) 4-Bromofluorobenzene			79.8	



LCS/LCSD Summary Report

Raw values are used in quality control assessment.

Work Order:	1706188	Prep Method:	3546_TPHSG	Prep Date:	06/26/17	Prep Batch:	7715
Matrix:	Soil	Analytical Method:	SW8015B	Analyzed Date:	6/26/2017	Analytical Batch:	425023
Units:	mg/Kg						

Parameters	MDL	PQL	Method Blank Conc.	Spike Conc.	LCS % Recovery	LCSD % Recovery	LCS/LCSD % RPD	% Recovery Limits	% RPD Limits	Lab Qualifier
TPH as Diesel (SG)	0.85	2.0	1.12	25.0	76.7	72.1	6.45	52 - 115	30	
TPH as Motor Oil (SG)			ND	200				59 - 129		

Work Order:	1706188	Prep Method:	5035	Prep Date:	06/24/17	Prep Batch:	7730
Matrix:	Soil	Analytical Method:	SW8260B	Analyzed Date:	6/24/2017	Analytical Batch:	425008
Units:	ug/Kg						

Parameters	MDL	PQL	Method Blank Conc.	Spike Conc.	LCS % Recovery	LCSD % Recovery	LCS/LCSD % RPD	% Recovery Limits	% RPD Limits	Lab Qualifier
1,1-Dichloroethene	2.0	10	ND	50.0	126	128	1.26	53.7 - 139	30	
Benzene	2.2	10	ND	50.0	114	114	0.000	66.5 - 135	30	
Trichloroethylene	1.8	10	ND	50.0	103	103	0.583	57.5 - 150	30	
Toluene	1.8	10	ND	50.0	125	131	4.69	56.8 - 134	30	
Chlorobenzene	1.8	10	ND	50.0	110	111	0.903	57.4 - 134	30	
(S) Dibromofluoromethane				50.0	98.0	96.9		59.8 - 148		
(S) Toluene-d8				50.0	117	122		55.2 - 133		
(S) 4-Bromofluorobenzene				50.0	109	105		55.8 - 141		

Work Order:	1706188	Prep Method:	5035GRO	Prep Date:	06/24/17	Prep Batch:	7731
Matrix:	Soil	Analytical Method:	SW8260B	Analyzed Date:	6/26/2017	Analytical Batch:	425008
Units:	ug/Kg						

Parameters	MDL	PQL	Method Blank Conc.	Spike Conc.	LCS % Recovery	LCSD % Recovery	LCS/LCSD % RPD	% Recovery Limits	% RPD Limits	Lab Qualifier
TPH(Gasoline)	43	100	ND	1000	82.2	87.2	5.90	48.2 - 132	30	
(S) 4-Bromofluorobenzene				50	65.1	68.9		43.9 - 127		



LCS/LCSD Summary Report

Raw values are used in quality control assessment.

Work Order:	1706188	Prep Method:	5035	Prep Date:	06/24/17	Prep Batch:	7748
Matrix:	Soil	Analytical Method:	SW8260B	Analyzed Date:	6/25/2017	Analytical Batch:	425025
Units:	ug/Kg						

Parameters	MDL	PQL	Method Blank Conc.	Spike Conc.	LCS % Recovery	LCSD % Recovery	LCS/LCSD % RPD	% Recovery Limits	% RPD Limits	Lab Qualifier
1,1-Dichloroethene	2.0	10	ND	50.0	115	112	2.47	53.7 - 139	30	
Benzene	2.2	10	ND	50.0	115	113	1.58	66.5 - 135	30	
Trichloroethylene	1.8	10	ND	50.0	102	102	0.391	57.5 - 150	30	
Toluene	1.8	10	ND	50.0	108	104	3.97	56.8 - 134	30	
Chlorobenzene	1.8	10	ND	50.0	105	103	1.35	57.4 - 134	30	
(S) Dibromofluoromethane				50.0	108	105		59.8 - 148		
(S) Toluene-d8				50.0	104	100		55.2 - 133		
(S) 4-Bromofluorobenzene				50.0	101	96.1		55.8 - 141		

Work Order:	1706188	Prep Method:	5035GRO	Prep Date:	06/24/17	Prep Batch:	7751
Matrix:	Soil	Analytical Method:	SW8260B	Analyzed Date:	6/25/2017	Analytical Batch:	425025
Units:	ug/Kg						

Parameters	MDL	PQL	Method Blank Conc.	Spike Conc.	LCS % Recovery	LCSD % Recovery	LCS/LCSD % RPD	% Recovery Limits	% RPD Limits	Lab Qualifier
TPH(Gasoline)	43	100	ND	1000	79.6	82.2	3.21	48.2 - 132	30	
(S) 4-Bromofluorobenzene				50	73.2	77.0		43.9 - 127		

Work Order:	1706188	Prep Method:	5035	Prep Date:	06/27/17	Prep Batch:	7765
Matrix:	Soil	Analytical Method:	SW8260B	Analyzed Date:	6/27/2017	Analytical Batch:	425038
Units:	ug/Kg						

Parameters	MDL	PQL	Method Blank Conc.	Spike Conc.	LCS % Recovery	LCSD % Recovery	LCS/LCSD % RPD	% Recovery Limits	% RPD Limits	Lab Qualifier
1,1-Dichloroethene	2.0	10	ND	50.0	98.8	96.3	2.67	53.7 - 139	30	
Benzene	2.2	10	ND	50.0	105	102	3.09	66.5 - 135	30	
Trichloroethylene	1.8	10	ND	50.0	105	97.1	7.73	57.5 - 150	30	
Toluene	1.8	10	ND	50.0	110	100	9.49	56.8 - 134	30	
Chlorobenzene	1.8	10	ND	50.0	112	102	9.36	57.4 - 134	30	
(S) Dibromofluoromethane				50.0	104	101		59.8 - 148		
(S) Toluene-d8				50.0	112	105		55.2 - 133		
(S) 4-Bromofluorobenzene				50.0	104	97.4		55.8 - 141		



LCS/LCSD Summary Report

Raw values are used in quality control assessment.

Work Order:	1706188	Prep Method:	5035GRO	Prep Date:	06/27/17	Prep Batch:	7766
Matrix:	Soil	Analytical Method:	SW8260B	Analyzed Date:	6/27/2017	Analytical Batch:	425038
Units:	ug/Kg						

Parameters	MDL	PQL	Method Blank Conc.	Spike Conc.	LCS % Recovery	LCSD % Recovery	LCS/LCSD % RPD	% Recovery Limits	% RPD Limits	Lab Qualifier
TPH(Gasoline)	43	100	ND	1000	104	125	18.3	48.2 - 132	30	
(S) 4-Bromofluorobenzene				50	81.6	103		43.9 - 127		



MS/MSD Summary Report

Raw values are used in quality control assessment.

Work Order: 1706188	Prep Method: 3546_TPHSG	Prep Date: 06/26/17	Prep Batch: 7715
Matrix: Soil	Analytical Method: SW8015B	Analyzed Date: 6/27/2017	Analytical Batch: 425023
Spiked Sample: 1706188-004A			
Units: mg/Kg			

Parameters	MDL	PQL	Sample Conc.	Spike Conc.	MS % Recovery	MSD % Recovery	MS/MSD % RPD	% Recovery Limits	% RPD Limits	Lab Qualifier
TPH as Diesel (SG)	0.850	2.00	ND	25.0	75.4	76.0	0.499	52 - 115	30	
Pentacosane (S)				200	98.2	98.4		59 - 129		

Work Order: 1706188	Prep Method: 5035	Prep Date: 06/24/17	Prep Batch: 7748
Matrix: Soil	Analytical Method: SW8260B	Analyzed Date: 6/25/2017	Analytical Batch: 425025
Spiked Sample: 1706188-001A			
Units: ug/Kg			

Parameters	MDL	PQL	Sample Conc.	Spike Conc.	MS % Recovery	MSD % Recovery	MS/MSD % RPD	% Recovery Limits	% RPD Limits	Lab Qualifier
1,1-Dichloroethene	2.0	10	ND	50	90.0	87.3	3.16	55 - 125	30	
Benzene	2.2	10	ND	50	105	104	1.34	55 - 125	30	
Trichloroethylene	1.8	10	ND	50	95.1	90.2	5.39	55 - 125	30	
Toluene	1.8	10	ND	50	104	98.3	5.73	55 - 125	30	
Chlorobenzene	1.8	10	ND	50	101	96.9	4.05	55 - 125	30	
(S) Dibromofluoromethane				50	97.0	93.0		59.8 - 148		
(S) Toluene-d8				50	90.6	85.8		55.2 - 133		
(S) 4-Bromofluorobenzene				50	93.1	90.3		55.8 - 141		



Laboratory Qualifiers and Definitions

DEFINITIONS:

Accuracy/Bias (% Recovery) - The closeness of agreement between an observed value and an accepted reference value.
Blank (Method/Preparation Blank) -MB/PB - An analyte-free matrix to which all reagents are added in the same volumes/proportions as used in sample processing. The method blank is used to document contamination resulting from the analytical process.
Duplicate - a field sample and/or laboratory QC sample prepared in duplicate following all of the same processes and procedures used on the original sample (sample duplicate, LCSD, MSD)
Laboratory Control Sample (LCS ad LCSD) - A known matrix spiked with compounds representative of the target analyte(s). This is used to document laboratory performance.
Matrix - the component or substrate that contains the analyte of interest (e.g., - groundwater, sediment, soil, waste water, etc)
Matrix Spike (MS/MSD) - Client sample spiked with identical concentrations of target analyte (s). The spiking occurs prior to the sample preparation and analysis. They are used to document the precision and bias of a method in a given sample matrix.
Method Detection Limit (MDL) - the minimum concentration of a substance that can be measured and reported with a 99% confidence that the analyte concentration is greater than zero
Practical Quantitation Limit/Reporting Limit/Limit of Quantitation (PQL/RL/LOQ) - a laboratory determined value at 2 to 5 times above the MDL that can be reproduced in a manner that results in a 99% confidence level that the result is both accurate and precise. PQLs/RLs/LODs reflect all preparation factors and/or dilution factors that have been applied to the sample during the preparation and/or analytical processes.
Precision (%RPD) - The agreement among a set of replicate/duplicate measurements without regard to known value of the replicates
Surrogate (S) or (Surr) - An organic compound which is similar to the target analyte(s) in chemical composition and behavior in the analytical process, but which is not normally found in environmental samples. Surrogates are used in most organic analysis to demonstrate matrix compatibility with the chosen method of analysis
Tentatively Identified Compound (TIC) - A compound not contained within the analytical calibration standards but present in the GCMS library of defined compounds. When the library is searched for an unknown compound, it can frequently give a tentative identification to the compound based on retention time and primary and secondary ion match. TICs are reported as estimates and are candidates for further investigation.
Units: the unit of measure used to express the reported result - mg/L and mg/Kg (equivalent to PPM - parts per million in liquid and solid), ug/L and ug/Kg (equivalent to PPB - parts per billion in liquid and solid), ug/m3 , mg/m3 , ppbv and ppmv (all units of measure for reporting concentrations in air), % (equivalent to 10000 ppm or 1,000,000 ppb), ug/Wipe (concentration found on the surface of a single Wipe usually taken over a 100cm ² surface)

LABORATORY QUALIFIERS:

<p>B - Indicates when the analyte is found in the associated method or preparation blank</p> <p>D - Surrogate is not recoverable due to the necessary dilution of the sample</p> <p>E - Indicates the reportable value is outside of the calibration range of the instrument but within the linear range of the instrument (unless otherwise noted) Values reported with an E qualifier should be considered as estimated.</p> <p>H- Indicates that the recommended holding time for the analyte or compound has been exceeded</p> <p>J- Indicates a value between the method MDL and PQL and that the reported concentration should be considered as estimated rather the quantitative</p> <p>NA - Not Analyzed</p> <p>N/A - Not Applicable</p> <p>ND - Not Detected at a concentration greater than the PQL/RL or, if reported to the MDL, at greater than the MDL.</p> <p>NR - Not recoverable - a matrix spike concentration is not recoverable due to a concentration within the original sample that is greater than four times the spike concentration added</p> <p>R- The % RPD between a duplicate set of samples is outside of the absolute values established by laboratory control charts</p> <p>S- Spike recovery is outside of established method and/or laboratory control limits. Further explanation of the use of this qualifier should be included within a case narrative</p> <p>X -Used to indicate that a value based on pattern identification is within the pattern range but not typical of the pattern found in standards. Further explanation may or may not be provided within the sample footnote and/or the case narrative.</p>



Sample Receipt Checklist

Client Name: Engeo (San Ramon)

Date and Time Received: 6/22/2017 5:35:00PM

Project Name: Baker

Received By: Navin Ghodasara

Work Order No.: 1706188

Physically Logged By: Navin Ghodasara

Checklist Completed By:

Carrier Name: First Courier

Chain of Custody (COC) Information

Chain of custody present? Yes
Chain of custody signed when relinquished and received? Yes
Chain of custody agrees with sample labels? Yes
Custody seals intact on sample bottles? Not Present

Sample Receipt Information

Custody seals intact on shipping container/cooler? Not Present
Shipping Container/Cooler In Good Condition? Yes
Samples in proper container/bottle? Yes
Samples containers intact? Yes
Sufficient sample volume for indicated test? Yes

Sample Preservation and Hold Time (HT) Information

All samples received within holding time? Yes
Container/Temp Blank temperature in compliance? Yes Temperature: 4.0 °C
Water-VOA vials have zero headspace? No VOA vials submitted
Water-pH acceptable upon receipt? N/A
pH Checked by: na pH Adjusted by: na

Comments:



Login Summary Report

Client ID: TL5123 Engeo (San Ramon)
Project Name: Baker
Project # : 13255.000.000
Report Due Date: 6/27/2017

QC Level: II
TAT Requested: 3 Day Std:3
Date Received: 6/22/2017
Time Received: 5:35 pm

Comments:

Work Order # : 1706188

<u>WO Sample ID</u>	<u>Client Sample ID</u>	<u>Collection Date/Time</u>	<u>Matrix</u>	<u>Scheduled Disposal</u>	<u>Sample On Hold</u>	<u>Test On Hold</u>	<u>Requested Tests</u>	<u>Subbed</u>
1706188-001A	B-18 @4.5'-5'	06/21/17 11:38	Soil	12/19/17			VOC_S_8260B VOC_S_GRO TPHDOSG_S_8015B	
Sample Note: Standard 3 day TAT. TPHg, VOCs, TPHd, mo with silica gel clean up.								
1706188-002A	B-14 @4.5'-5'	06/21/17 11:50	Soil	12/19/17			VOC_S_8260B VOC_S_GRO TPHDOSG_S_8015B	
1706188-003A	B-9 @4.5'-5'	06/21/17 12:00	Soil	12/19/17			VOC_S_8260B VOC_S_GRO TPHDOSG_S_8015B	
1706188-004A	B-5 @4.5'-5'	06/22/17 7:15	Soil	12/19/17			VOC_S_8260B VOC_S_GRO TPHDOSG_S_8015B	
1706188-005A	B-1 @4.5'-5'	06/22/17 8:40	Soil	12/19/17			VOC_S_8260B VOC_S_GRO TPHDOSG_S_8015B	
1706188-006A	B-2 @4.5'-5'	06/22/17 8:45	Soil	12/19/17			VOC_S_8260B VOC_S_GRO TPHDOSG_S_8015B	
1706188-007A	B-4 @4.5'-5'	06/22/17 8:55	Soil	12/19/17			VOC_S_8260B VOC_S_GRO TPHDOSG_S_8015B	
1706188-008A	B-3 @4.5'-5'	06/22/17 9:20	Soil	12/19/17			VOC_S_GRO TPHDOSG_S_8015B VOC_S_8260B	
1706188-009A	B-6 @4.5'-5'	06/22/17 9:40	Soil	12/19/17			VOC_S_GRO TPHDOSG_S_8015B VOC_S_8260B	



Login Summary Report

Client ID: TL5123 Engeo (San Ramon)
Project Name: Baker
Project # : 13255.000.000
Report Due Date: 6/27/2017

QC Level: II
TAT Requested: 3 Day Std:3
Date Received: 6/22/2017
Time Received: 5:35 pm

Comments:

Work Order # : 1706188

<u>WO Sample ID</u>	<u>Client Sample ID</u>	<u>Collection Date/Time</u>	<u>Matrix</u>	<u>Scheduled Disposal</u>	<u>Sample On Hold</u>	<u>Test On Hold</u>	<u>Requested Tests</u>	<u>Subbed</u>
1706188-010A	B-8 @4.5'-5'	06/22/17 9:50	Soil	12/19/17			VOC_S_GRO TPHDOSG_S_8015B VOC_S_8260B	
1706188-011A	B-7 @4.5'-5'	06/22/17 10:25	Soil	12/19/17			VOC_S_GRO TPHDOSG_S_8015B VOC_S_8260B	
1706188-012A	B-7 @7.5'-8'	06/22/17 10:25	Soil	12/19/17			TPHDOSG_S_8015B VOC_S_HVOC VOC_S_8260B VOC_S_GRO	
1706188-013A	B-7 @9.5'-10'	06/22/17 10:30	Soil	12/19/17			TPHDOSG_S_8015B Hold Samples VOC_S_GRO VOC_S_8260B	
1706188-014A	B-7 @11.5'-12'	06/22/17 10:30	Soil	12/19/17			VOC_S_GRO TPHDOSG_S_8015B VOC_S_8260B	
1706188-015A	B-13 @4.5'-5'	06/22/17 10:50	Soil	12/19/17			VOC_S_GRO VOC_S_8260B TPHDOSG_S_8015B	
1706188-016A	B-12 @4.5'-5'	06/22/17 11:00	Soil	12/19/17			VOC_S_GRO VOC_S_8260B TPHDOSG_S_8015B	
1706188-017A	B-12 @7.5'-8'	06/22/17 11:00	Soil	12/19/17			VOC_S_GRO VOC_S_8260B TPHDOSG_S_8015B	
1706188-018A	B-10 @4.5'-5'	06/22/17 13:00	Soil	12/19/17			VOC_S_GRO VOC_S_8260B TPHDOSG_S_8015B	



Login Summary Report

Client ID: TL5123 Engeo (San Ramon)
Project Name: Baker
Project # : 13255.000.000
Report Due Date: 6/27/2017

QC Level: II
TAT Requested: 3 Day Std:3
Date Received: 6/22/2017
Time Received: 5:35 pm

Comments:

Work Order # : 1706188

<u>WO Sample ID</u>	<u>Client Sample ID</u>	<u>Collection Date/Time</u>	<u>Matrix</u>	<u>Scheduled Disposal</u>	<u>Sample On Hold</u>	<u>Test On Hold</u>	<u>Requested Tests</u>	<u>Subbed</u>
1706188-019A	B-10 @7.5'-8'	06/22/17 13:00	Soil	12/19/17			VOC_S_GRO VOC_S_8260B TPHDOSG_S_8015B	



CHAIN OF CUSTODY RECORD

1706188

PROJECT NUMBER 13255-000-000		PROJECT NAME BAKER																	REMARKS REQUIRED DETECTION LIMITS	
SAMPLED BY: (SIGNATURE/PRINT) Kelsey Gernhart + Robert Peck																				
PROJECT MANAGER: (SIGNATURE/PRINT)																				
ROUTING: E-MAIL		HARD COPY																		
SAMPLE NUMBER	DATE	TIME	MATRIX	NUMBER OF CONTAINERS	CONTAINER SIZE	PRESERVATIVE														
B-8045-5'	6/21/17	11:38	Soil	1	1 liter	ICE	X	X											-001A	
B-1045-5'	6/21/17	11:50	Soil	1	1 liter	ICE	X	X											-002A	
B-9045-5'	6/21/17	12:00	Soil	1	1 liter	ICE	X	X											-003A	
B-5045-5'	6/22/17	7:15	Soil	" "			X	X											-004A	
B-1045-5'	6/22/17	8:46	Soil				X	X											-005A	
B-2045-5'		8:45	Soil				X	X											-006A	
B-4045-5'		8:55					X	X											-007A	
B-3045-5'		9:20					X	X											-008A	
B-6045-5'		9:40					X	X											-009A	
B-8045-5'		9:50					X	X											-010A	
B-7045-5'		10:25					X	X											-011A	
B-7075-8'		10:25					X	X											-012A	
B-7095-10'		10:30																	-013A Hold	
B-70165-12'		10:30																	-014A Hold	
B-13045-5'		10:50					X	X											-015A	
B-12045-5'		11:00					X	X											-016A	
B-12075-8'		11:00					X	X											-017A	
B-10045-5'		13:00					X	X											-018A	
B-10075-8'		13:00					X	X											-019A	
RELINQUISHED BY: (SIGNATURE) Kelsey Gernhart		DATE/TIME 6/22/17 15:35		RECEIVED BY: (SIGNATURE) [Signature]		DATE/TIME 6/22/17		RECEIVED BY: (SIGNATURE) [Signature]												
RELINQUISHED BY: (SIGNATURE) [Signature]		DATE/TIME 6/22/17 5:35		RECEIVED BY: (SIGNATURE) NAVING		DATE/TIME 6/22/17 5:35		RECEIVED BY: (SIGNATURE)												
RELINQUISHED BY: (SIGNATURE)		DATE/TIME		RECEIVED FOR LABORATORY BY: (SIGNATURE)		REMARKS: <i>Deliver to comp and extract 100g sample. One 1-1 comp for the water.</i>														

TPH-9 TVOC's include
 Hex + Heptanalene (220)
 TPA-1 MOA/S-G.
 TPA-1 (80 MSB)



2010 CROW CANYON PLACE SUITE 250
 SAN RAMON, CALIFORNIA 94583
 (925) 866-9000 FAX (925) 866-0199
 WWW.ENGEO.COM

DISTRIBUTION: ORIGINAL ACCOMPANIES SHIPMENT; COPY TO PROJECT FIELD FILES



CHAIN OF CUSTODY RECORD

1706188

PROJECT NUMBER 13255-000-000		PROJECT NAME BAKER					REMARKS REQUIRED DETECTION LIMITS											
SAMPLED BY: (SIGNATURE/PRINT) Kelsey Gerhart + Robert Peck																		
PROJECT MANAGER: (SIGNATURE/PRINT)																		
ROUTING: E-MAIL			HARD COPY															
SAMPLE NUMBER	DATE	TIME	MATRIX	NUMBER OF CONTAINERS	CONTAINER SIZE	PRESERVATIVE	TPH-g TVOCs include Fix + Nonhalogens (B) THM-g (M) w/ 8-g. (50 MB)											
B-1045-5'	6/21/17	11:38	Soil	1	liner	ICE	X	X										-001A
B-1145-5'	6/21/17	11:50	Soil	1	liner	ICE	X	X										-002A
B-9045-5'	6/21/17	12:00	Soil	1	liner	ICE	X	X										-003A
B-5045-5'	6/22/17	7:15	Soil	" "			X	X										-004A
B-1045-5'	6/22/17	8:46	Soil				X	X										-005A
B-2045-5'		8:45	Soil				X	X										-006A
B-4045-5'		8:55					X	X										-007A
B-3045-5'		9:20					X	X										-008A
B-6045-5'		9:40					X	X										-009A
B-8045-5'		9:50					X	X										-010A
B-7045-5'		10:25					X	X										-011A
B-7075-8'		10:25					X	X										-012A
B-7095-10'		10:30																-013A
B-7015-12'		10:30																-014A
B-13045-5'		10:50					X	X										-015A
B-12045-5'		11:00					X	X										-016A
B-12075-8'		11:00					X	X										-017A
B-10045-5'		13:00					X	X										-018A
B-10075-8'		13:00					X	X										-019A
RELINQUISHED BY: (SIGNATURE) Kelsey Gerhart		DATE/TIME 6/22/17 15:35		RECEIVED BY: (SIGNATURE) R Peck		DATE/TIME 6/22/17		RECEIVED BY: (SIGNATURE) KJ:35										
RELINQUISHED BY: (SIGNATURE) R Peck		DATE/TIME 6/22/17 5:35		RECEIVED BY: (SIGNATURE) NAVING		DATE/TIME 6/22/17 5:35		RECEIVED BY: (SIGNATURE)										
RELINQUISHED BY: (SIGNATURE)		DATE/TIME		RECEIVED FOR LABORATORY BY: (SIGNATURE)		REMARKS- Detap 24 comp and excite 100ml sample. One 4-1 comp for the water.												

ENGEO
INCORPORATED

2010 CROW CANYON PLACE SUITE 250
SAN RAMON, CALIFORNIA 94583
(925) 866-9000 FAX (925) 866-0199
WWW.ENGEO.COM

DISTRIBUTION: ORIGINAL ACCOMPANIES SHIPMENT; COPY TO PROJECT FIELD FILES



Engeo (San Ramon)
2010 Crow Canyon Place, #250
San Ramon, California 94583
Tel: (925) 866-9000
Fax: (925) 866-0199
RE: Baker

Work Order No.: 1706189

Dear Divya Bhargava:

Torrent Laboratory, Inc. received 18 sample(s) on June 22, 2017 for the analyses presented in the following Report.

All data for associated QC met EPA or laboratory specification(s) except where noted in the case narrative.

Torrent Laboratory, Inc. is certified by the State of California, ELAP #1991. If you have any questions regarding these test results, please feel free to contact the Project Management Team at (408)263-5258; ext 204.

A handwritten signature in blue ink, appearing to read "Patti L. Sandroock", is written over a light blue horizontal line.

Patti L Sandroock
QA Officer

June 28, 2017

Date



Date: 6/28/2017

Client: Engeo (San Ramon)

Project: Baker

Work Order: 1706189

CASE NARRATIVE

No issues encountered with the receiving, preparation, analysis or reporting of the results associated with this work order.

Unless otherwise indicated in the following narrative, no results have been method and/or field blank corrected.

Reported results relate only to the items/samples tested by the laboratory.

This report shall not be reproduced, except in full, without the written approval of Torrent Analytical, Inc.

A preliminary report was issued on 6/27/17 pending the results of the TPH diesel/motor oil soil analyses. This is the final report.

Analytical Comments for method 8260B, 1706189-013 MS/MSD, QC Analytical Preparation ID 7755, Note: The % recoveries for Toluene are outside of laboratory control limits but % RPD is within limits. The associated LCS/LCSD is within both % Recovery and %RPD limits. No corrective action required.



Sample Result Summary

Report prepared for: Divya Bhargava
Engeo (San Ramon)

Date Received: 06/22/17

Date Reported: 06/28/17

B-11 @4.5'-5'

1706189-001

<u>Parameters:</u>	<u>Analysis Method</u>	<u>DF</u>	<u>MDL</u>	<u>PQL</u>	<u>Results</u>	<u>Unit</u>
TPH as Diesel (SG)	SW8015B	1	0.85	2.0	2.15	mg/Kg

B-11 @7.5'-8'

1706189-002

<u>Parameters:</u>	<u>Analysis Method</u>	<u>DF</u>	<u>MDL</u>	<u>PQL</u>	<u>Results</u>	<u>Unit</u>
--------------------	------------------------	-----------	------------	------------	----------------	-------------

All compounds were non-detectable for this sample.

B-11 @11.5'-12'

1706189-003

<u>Parameters:</u>	<u>Analysis Method</u>	<u>DF</u>	<u>MDL</u>	<u>PQL</u>	<u>Results</u>	<u>Unit</u>
TPH(Gasoline)	8260TPH	100	4300	10000	13500	ug/Kg

B-11 @13.5'-13.5'

1706189-004

<u>Parameters:</u>	<u>Analysis Method</u>	<u>DF</u>	<u>MDL</u>	<u>PQL</u>	<u>Results</u>	<u>Unit</u>
--------------------	------------------------	-----------	------------	------------	----------------	-------------

All compounds were non-detectable for this sample.

B-15 @4.5'-5'

1706189-005

<u>Parameters:</u>	<u>Analysis Method</u>	<u>DF</u>	<u>MDL</u>	<u>PQL</u>	<u>Results</u>	<u>Unit</u>
--------------------	------------------------	-----------	------------	------------	----------------	-------------

All compounds were non-detectable for this sample.

Dup-1

1706189-006

<u>Parameters:</u>	<u>Analysis Method</u>	<u>DF</u>	<u>MDL</u>	<u>PQL</u>	<u>Results</u>	<u>Unit</u>
--------------------	------------------------	-----------	------------	------------	----------------	-------------

All compounds were non-detectable for this sample.

B-17 @4.5'-5'

1706189-007

<u>Parameters:</u>	<u>Analysis Method</u>	<u>DF</u>	<u>MDL</u>	<u>PQL</u>	<u>Results</u>	<u>Unit</u>
--------------------	------------------------	-----------	------------	------------	----------------	-------------

All compounds were non-detectable for this sample.

B-21 @4.5'-5'

1706189-008

<u>Parameters:</u>	<u>Analysis Method</u>	<u>DF</u>	<u>MDL</u>	<u>PQL</u>	<u>Results</u>	<u>Unit</u>
--------------------	------------------------	-----------	------------	------------	----------------	-------------

All compounds were non-detectable for this sample.

Dup-2

1706189-009

<u>Parameters:</u>	<u>Analysis Method</u>	<u>DF</u>	<u>MDL</u>	<u>PQL</u>	<u>Results</u>	<u>Unit</u>
--------------------	------------------------	-----------	------------	------------	----------------	-------------

All compounds were non-detectable for this sample.



Sample Result Summary

Report prepared for: Divya Bhargava
 Engeo (San Ramon)

Date Received: 06/22/17

Date Reported: 06/28/17

B-16 @4.5'-5'

1706189-010

<u>Parameters:</u>	<u>Analysis Method</u>	<u>DF</u>	<u>MDL</u>	<u>PQL</u>	<u>Results</u>	<u>Unit</u>
--------------------	------------------------	-----------	------------	------------	----------------	-------------

All compounds were non-detectable for this sample.

B-16 @7.5'-8'

1706189-011

<u>Parameters:</u>	<u>Analysis Method</u>	<u>DF</u>	<u>MDL</u>	<u>PQL</u>	<u>Results</u>	<u>Unit</u>
--------------------	------------------------	-----------	------------	------------	----------------	-------------

All compounds were non-detectable for this sample.

B-20 @4.5'-5'

1706189-012

<u>Parameters:</u>	<u>Analysis Method</u>	<u>DF</u>	<u>MDL</u>	<u>PQL</u>	<u>Results</u>	<u>Unit</u>
--------------------	------------------------	-----------	------------	------------	----------------	-------------

All compounds were non-detectable for this sample.

B-19 @4.5'-5'

1706189-013

<u>Parameters:</u>	<u>Analysis Method</u>	<u>DF</u>	<u>MDL</u>	<u>PQL</u>	<u>Results</u>	<u>Unit</u>
--------------------	------------------------	-----------	------------	------------	----------------	-------------

All compounds were non-detectable for this sample.

B-22 @4.5'-5'

1706189-014

<u>Parameters:</u>	<u>Analysis Method</u>	<u>DF</u>	<u>MDL</u>	<u>PQL</u>	<u>Results</u>	<u>Unit</u>
--------------------	------------------------	-----------	------------	------------	----------------	-------------

All compounds were non-detectable for this sample.

GW-2

1706189-015

<u>Parameters:</u>	<u>Analysis Method</u>	<u>DF</u>	<u>MDL</u>	<u>PQL</u>	<u>Results</u>	<u>Unit</u>
Barium (Dissolved)	SW6010B	1	0.00050	0.0050	0.036	mg/L
Zinc (Dissolved)	SW6010B	1	0.0020	0.0050	0.011	mg/L

Dup-1

1706189-016

<u>Parameters:</u>	<u>Analysis Method</u>	<u>DF</u>	<u>MDL</u>	<u>PQL</u>	<u>Results</u>	<u>Unit</u>
Barium (Dissolved)	SW6010B	1	0.00050	0.0050	0.034	mg/L
Zinc (Dissolved)	SW6010B	1	0.0020	0.0050	0.012	mg/L

GW-3

1706189-017

<u>Parameters:</u>	<u>Analysis Method</u>	<u>DF</u>	<u>MDL</u>	<u>PQL</u>	<u>Results</u>	<u>Unit</u>
Barium (Dissolved)	SW6010B	1	0.00050	0.0050	0.11	mg/L
Cobalt (Dissolved)	SW6010B	1	0.00050	0.0050	0.029	mg/L
Nickel (Dissolved)	SW6010B	1	0.0020	0.0050	0.020	mg/L
Zinc (Dissolved)	SW6010B	1	0.0020	0.0050	0.0098	mg/L



Sample Result Summary

Report prepared for: Divya Bhargava
Engeo (San Ramon)

Date Received: 06/22/17

Date Reported: 06/28/17

1706189-018

GW-1

<u>Parameters:</u>	<u>Analysis Method</u>	<u>DF</u>	<u>MDL</u>	<u>PQL</u>	<u>Results</u>	<u>Unit</u>
Barium (Dissolved)	SW6010B	1	0.00050	0.0050	0.060	mg/L
Zinc (Dissolved)	SW6010B	1	0.0020	0.0050	0.013	mg/L



SAMPLE RESULTS

Report prepared for: Divya Bhargava
Engeo (San Ramon)

Date/Time Received: 06/22/17, 5:35 pm
Date Reported: 06/28/17

Client Sample ID:	B-11 @4.5'-5'	Lab Sample ID:	1706189-001A
Project Name/Location:	Baker	Sample Matrix:	Soil
Project Number:	13255.000.000		
Date/Time Sampled:	06/22/17 / 13:05		
SDG:			
Tag Number:	Baker Rd		

Prep Method: 3546_TPHSG	Prep Batch Date/Time: 6/27/17 3:35:00PM
Prep Batch ID: 7745	Prep Analyst: SNARASIMHAN

Parameters:	Analysis Method	DF	MDL	PQL	Results	Q	Units	Analyzed	Time	By	Analytical Batch
TPH as Diesel (SG)	SW8015B	1	0.85	2.0	2.15		mg/Kg	06/27/17	17:17	mk	425033
TPH as Motor Oil (SG)	SW8015B	1	3.2	10	ND		mg/Kg	06/27/17	17:17	mk	425033
			Acceptance Limits								
Pentacosane (S)	SW8015B		59 - 129		99.6		%	06/27/17	17:17	mk	425033



SAMPLE RESULTS

Report prepared for: Divya Bhargava
Engeo (San Ramon)

Date/Time Received: 06/22/17, 5:35 pm
Date Reported: 06/28/17

Client Sample ID:	B-11 @4.5'-5'	Lab Sample ID:	1706189-001A
Project Name/Location:	Baker	Sample Matrix:	Soil
Project Number:	13255.000.000		
Date/Time Sampled:	06/22/17 / 13:05		
SDG:			
Tag Number:	Baker Rd		

Prep Method: 5035	Prep Batch Date/Time: 6/26/17 10:38:00AM
Prep Batch ID: 7755	Prep Analyst: BPATEL

Parameters:	Analysis Method	DF	MDL	PQL	Results	Q	Units	Analyzed	Time	By	Analytical Batch
Dichlorodifluoromethane	SW8260B	1	1.2	10	ND		ug/Kg	06/26/17	14:50	BP	425027
Chloromethane	SW8260B	1	1.8	10	ND		ug/Kg	06/26/17	14:50	BP	425027
Vinyl Chloride	SW8260B	1	2.0	10	ND		ug/Kg	06/26/17	14:50	BP	425027
Bromomethane	SW8260B	1	2.7	10	ND		ug/Kg	06/26/17	14:50	BP	425027
Chloroethane	SW8260B	1	3.0	10	ND		ug/Kg	06/26/17	14:50	BP	425027
Trichlorofluoromethane	SW8260B	1	2.1	10	ND		ug/Kg	06/26/17	14:50	BP	425027
1,1-Dichloroethane	SW8260B	1	2.0	10	ND		ug/Kg	06/26/17	14:50	BP	425027
Freon 113	SW8260B	1	1.9	10	ND		ug/Kg	06/26/17	14:50	BP	425027
Methylene Chloride	SW8260B	1	7.1	10	ND		ug/Kg	06/26/17	14:50	BP	425027
trans-1,2-Dichloroethene	SW8260B	1	2.1	10	ND		ug/Kg	06/26/17	14:50	BP	425027
MTBE	SW8260B	1	2.3	10	ND		ug/Kg	06/26/17	14:50	BP	425027
tert-Butanol	SW8260B	1	12	50	ND		ug/Kg	06/26/17	14:50	BP	425027
Diisopropyl ether (DIPE)	SW8260B	1	2.3	10	ND		ug/Kg	06/26/17	14:50	BP	425027
1,1-Dichloroethane	SW8260B	1	2.2	10	ND		ug/Kg	06/26/17	14:50	BP	425027
ETBE	SW8260B	1	2.3	10	ND		ug/Kg	06/26/17	14:50	BP	425027
cis-1,2-Dichloroethene	SW8260B	1	2.2	10	ND		ug/Kg	06/26/17	14:50	BP	425027
2,2-Dichloropropane	SW8260B	1	1.9	10	ND		ug/Kg	06/26/17	14:50	BP	425027
Bromochloromethane	SW8260B	1	2.3	10	ND		ug/Kg	06/26/17	14:50	BP	425027
Chloroform	SW8260B	1	2.4	10	ND		ug/Kg	06/26/17	14:50	BP	425027
Carbon Tetrachloride	SW8260B	1	2.1	10	ND		ug/Kg	06/26/17	14:50	BP	425027
1,1,1-Trichloroethane	SW8260B	1	2.1	10	ND		ug/Kg	06/26/17	14:50	BP	425027
1,1-Dichloropropene	SW8260B	1	2.0	10	ND		ug/Kg	06/26/17	14:50	BP	425027
Benzene	SW8260B	1	2.2	10	ND		ug/Kg	06/26/17	14:50	BP	425027
TAME	SW8260B	1	2.3	10	ND		ug/Kg	06/26/17	14:50	BP	425027
1,2-Dichloroethane	SW8260B	1	2.3	10	ND		ug/Kg	06/26/17	14:50	BP	425027
Trichloroethylene	SW8260B	1	1.8	10	ND		ug/Kg	06/26/17	14:50	BP	425027
Dibromomethane	SW8260B	1	1.8	10	ND		ug/Kg	06/26/17	14:50	BP	425027
1,2-Dichloropropane	SW8260B	1	1.9	10	ND		ug/Kg	06/26/17	14:50	BP	425027
Bromodichloromethane	SW8260B	1	2.0	10	ND		ug/Kg	06/26/17	14:50	BP	425027
cis-1,3-Dichloropropene	SW8260B	1	1.6	10	ND		ug/Kg	06/26/17	14:50	BP	425027
Toluene	SW8260B	1	1.8	10	ND		ug/Kg	06/26/17	14:50	BP	425027
Tetrachloroethylene	SW8260B	1	1.7	10	ND		ug/Kg	06/26/17	14:50	BP	425027
trans-1,3-Dichloropropene	SW8260B	1	1.6	10	ND		ug/Kg	06/26/17	14:50	BP	425027
1,1,2-Trichloroethane	SW8260B	1	1.8	10	ND		ug/Kg	06/26/17	14:50	BP	425027



SAMPLE RESULTS

Report prepared for: Divya Bhargava
Engeo (San Ramon)

Date/Time Received: 06/22/17, 5:35 pm
Date Reported: 06/28/17

Client Sample ID:	B-11 @4.5'-5'	Lab Sample ID:	1706189-001A
Project Name/Location:	Baker	Sample Matrix:	Soil
Project Number:	13255.000.000		
Date/Time Sampled:	06/22/17 / 13:05		
SDG:			
Tag Number:	Baker Rd		

Prep Method: 5035	Prep Batch Date/Time: 6/26/17 10:38:00AM
Prep Batch ID: 7755	Prep Analyst: BPATEL

Parameters:	Analysis Method	DF	MDL	PQL	Results	Q	Units	Analyzed	Time	By	Analytical Batch
Dibromochloromethane	SW8260B	1	1.9	10	ND		ug/Kg	06/26/17	14:50	BP	425027
1,3-Dichloropropane	SW8260B	1	1.8	10	ND		ug/Kg	06/26/17	14:50	BP	425027
1,2-Dibromoethane	SW8260B	1	1.8	10	ND		ug/Kg	06/26/17	14:50	BP	425027
Chlorobenzene	SW8260B	1	1.8	10	ND		ug/Kg	06/26/17	14:50	BP	425027
Ethyl Benzene	SW8260B	1	1.7	10	ND		ug/Kg	06/26/17	14:50	BP	425027
1,1,1,2-Tetrachloroethane	SW8260B	1	1.9	10	ND		ug/Kg	06/26/17	14:50	BP	425027
m,p-Xylene	SW8260B	1	3.2	10	ND		ug/Kg	06/26/17	14:50	BP	425027
o-Xylene	SW8260B	1	1.7	10	ND		ug/Kg	06/26/17	14:50	BP	425027
Styrene	SW8260B	1	1.6	10	ND		ug/Kg	06/26/17	14:50	BP	425027
Bromoform	SW8260B	1	1.7	10	ND		ug/Kg	06/26/17	14:50	BP	425027
Isopropyl Benzene	SW8260B	1	1.6	10	ND		ug/Kg	06/26/17	14:50	BP	425027
n-Propylbenzene	SW8260B	1	1.6	10	ND		ug/Kg	06/26/17	14:50	BP	425027
Bromobenzene	SW8260B	1	1.8	10	ND		ug/Kg	06/26/17	14:50	BP	425027
1,1,2,2-Tetrachloroethane	SW8260B	1	1.9	10	ND		ug/Kg	06/26/17	14:50	BP	425027
2-Chlorotoluene	SW8260B	1	1.8	10	ND		ug/Kg	06/26/17	14:50	BP	425027
1,3,5-Trimethylbenzene	SW8260B	1	1.6	10	ND		ug/Kg	06/26/17	14:50	BP	425027
1,2,3-Trichloropropane	SW8260B	1	1.9	10	ND		ug/Kg	06/26/17	14:50	BP	425027
4-Chlorotoluene	SW8260B	1	1.6	10	ND		ug/Kg	06/26/17	14:50	BP	425027
tert-Butylbenzene	SW8260B	1	1.6	10	ND		ug/Kg	06/26/17	14:50	BP	425027
1,2,4-Trimethylbenzene	SW8260B	1	1.4	10	ND		ug/Kg	06/26/17	14:50	BP	425027
sec-Butyl Benzene	SW8260B	1	1.6	10	ND		ug/Kg	06/26/17	14:50	BP	425027
p-Isopropyltoluene	SW8260B	1	1.5	10	ND		ug/Kg	06/26/17	14:50	BP	425027
1,3-Dichlorobenzene	SW8260B	1	1.7	10	ND		ug/Kg	06/26/17	14:50	BP	425027
1,4-Dichlorobenzene	SW8260B	1	1.7	10	ND		ug/Kg	06/26/17	14:50	BP	425027
n-Butylbenzene	SW8260B	1	1.5	10	ND		ug/Kg	06/26/17	14:50	BP	425027
1,2-Dichlorobenzene	SW8260B	1	1.8	10	ND		ug/Kg	06/26/17	14:50	BP	425027
1,2-Dibromo-3-Chloropropane	SW8260B	1	1.8	10	ND		ug/Kg	06/26/17	14:50	BP	425027
Hexachlorobutadiene	SW8260B	1	1.4	10	ND		ug/Kg	06/26/17	14:50	BP	425027
1,2,4-Trichlorobenzene	SW8260B	1	1.5	10	ND		ug/Kg	06/26/17	14:50	BP	425027
Naphthalene	SW8260B	1	1.7	10	ND		ug/Kg	06/26/17	14:50	BP	425027
1,2,3-Trichlorobenzene	SW8260B	1	1.7	10	ND		ug/Kg	06/26/17	14:50	BP	425027
2-Butanone (MEK)	SW8260B	1	2.3	10	ND		ug/Kg	06/26/17	14:50	BP	425027
(S) Dibromofluoromethane	SW8260B		59.8 - 148		94.9		%	06/26/17	14:50	BP	425027
(S) Toluene-d8	SW8260B		55.2 - 133		114		%	06/26/17	14:50	BP	425027



SAMPLE RESULTS

Report prepared for: Divya Bhargava
 Engeo (San Ramon)

Date/Time Received: 06/22/17, 5:35 pm
Date Reported: 06/28/17

Client Sample ID:	B-11 @4.5'-5'	Lab Sample ID:	1706189-001A
Project Name/Location:	Baker	Sample Matrix:	Soil
Project Number:	13255.000.000		
Date/Time Sampled:	06/22/17 / 13:05		
SDG:			
Tag Number:	Baker Rd		

Prep Method: 5035	Prep Batch Date/Time: 6/26/17	10:38:00AM
Prep Batch ID: 7755	Prep Analyst: BPATEL	

Parameters:	Analysis Method	DF	MDL	PQL	Results	Q	Units	Analyzed	Time	By	Analytical Batch
(S) 4-Bromofluorobenzene	SW8260B		55.8 - 141		120		%	06/26/17	14:50	BP	425027



SAMPLE RESULTS

Report prepared for: Divya Bhargava
Engeo (San Ramon)

Date/Time Received: 06/22/17, 5:35 pm
Date Reported: 06/28/17

Client Sample ID:	B-11 @4.5'-5'	Lab Sample ID:	1706189-001A
Project Name/Location:	Baker	Sample Matrix:	Soil
Project Number:	13255.000.000		
Date/Time Sampled:	06/22/17 / 13:05		
SDG:			
Tag Number:	Baker Rd		

Prep Method: 5035GRO	Prep Batch Date/Time: 6/26/17	10:38:00AM
Prep Batch ID: 7756	Prep Analyst: BPATEL	

Parameters:	Analysis Method	DF	MDL	PQL	Results	Q	Units	Analyzed	Time	By	Analytical Batch
TPH(Gasoline)	8260TPH	1	43	100	ND		ug/Kg	06/26/17	14:50	BP	425027
(S) 4-Bromofluorobenzene	8260TPH		43.9 - 127		52.4		%	06/26/17	14:50	BP	425027



SAMPLE RESULTS

Report prepared for: Divya Bhargava
Engeo (San Ramon)

Date/Time Received: 06/22/17, 5:35 pm
Date Reported: 06/28/17

Client Sample ID:	B-11 @7.5'-8'	Lab Sample ID:	1706189-002A
Project Name/Location:	Baker	Sample Matrix:	Soil
Project Number:	13255.000.000		
Date/Time Sampled:	06/22/17 / 13:00		
SDG:			
Tag Number:	Baker Rd		

Prep Method: 3546_TPHSG	Prep Batch Date/Time: 6/27/17 3:35:00PM
Prep Batch ID: 7745	Prep Analyst: SNARASIMHAN

Parameters:	Analysis Method	DF	MDL	PQL	Results	Q	Units	Analyzed	Time	By	Analytical Batch
TPH as Diesel (SG)	SW8015B	1	0.85	2.0	ND		mg/Kg	06/27/17	17:39	mk	425033
TPH as Motor Oil (SG)	SW8015B	1	3.2	10	ND		mg/Kg	06/27/17	17:39	mk	425033
			Acceptance Limits								
Pentacosane (S)	SW8015B		59 - 129		93.9		%	06/27/17	17:39	mk	425033



SAMPLE RESULTS

Report prepared for: Divya Bhargava
Engeo (San Ramon)

Date/Time Received: 06/22/17, 5:35 pm
Date Reported: 06/28/17

Client Sample ID:	B-11 @7.5'-8'	Lab Sample ID:	1706189-002A
Project Name/Location:	Baker	Sample Matrix:	Soil
Project Number:	13255.000.000		
Date/Time Sampled:	06/22/17 / 13:00		
SDG:			
Tag Number:	Baker Rd		

Prep Method: 5035	Prep Batch Date/Time: 6/26/17 10:38:00AM
Prep Batch ID: 7755	Prep Analyst: BPATEL

Parameters:	Analysis Method	DF	MDL	PQL	Results	Q	Units	Analyzed	Time	By	Analytical Batch
Dichlorodifluoromethane	SW8260B	1	1.2	10	ND		ug/Kg	06/26/17	15:26	BP	425027
Chloromethane	SW8260B	1	1.8	10	ND		ug/Kg	06/26/17	15:26	BP	425027
Vinyl Chloride	SW8260B	1	2.0	10	ND		ug/Kg	06/26/17	15:26	BP	425027
Bromomethane	SW8260B	1	2.7	10	ND		ug/Kg	06/26/17	15:26	BP	425027
Chloroethane	SW8260B	1	3.0	10	ND		ug/Kg	06/26/17	15:26	BP	425027
Trichlorofluoromethane	SW8260B	1	2.1	10	ND		ug/Kg	06/26/17	15:26	BP	425027
1,1-Dichloroethane	SW8260B	1	2.0	10	ND		ug/Kg	06/26/17	15:26	BP	425027
Freon 113	SW8260B	1	1.9	10	ND		ug/Kg	06/26/17	15:26	BP	425027
Methylene Chloride	SW8260B	1	7.1	10	ND		ug/Kg	06/26/17	15:26	BP	425027
trans-1,2-Dichloroethene	SW8260B	1	2.1	10	ND		ug/Kg	06/26/17	15:26	BP	425027
MTBE	SW8260B	1	2.3	10	ND		ug/Kg	06/26/17	15:26	BP	425027
tert-Butanol	SW8260B	1	12	50	ND		ug/Kg	06/26/17	15:26	BP	425027
Diisopropyl ether (DIPE)	SW8260B	1	2.3	10	ND		ug/Kg	06/26/17	15:26	BP	425027
1,1-Dichloroethane	SW8260B	1	2.2	10	ND		ug/Kg	06/26/17	15:26	BP	425027
ETBE	SW8260B	1	2.3	10	ND		ug/Kg	06/26/17	15:26	BP	425027
cis-1,2-Dichloroethene	SW8260B	1	2.2	10	ND		ug/Kg	06/26/17	15:26	BP	425027
2,2-Dichloropropane	SW8260B	1	1.9	10	ND		ug/Kg	06/26/17	15:26	BP	425027
Bromochloromethane	SW8260B	1	2.3	10	ND		ug/Kg	06/26/17	15:26	BP	425027
Chloroform	SW8260B	1	2.4	10	ND		ug/Kg	06/26/17	15:26	BP	425027
Carbon Tetrachloride	SW8260B	1	2.1	10	ND		ug/Kg	06/26/17	15:26	BP	425027
1,1,1-Trichloroethane	SW8260B	1	2.1	10	ND		ug/Kg	06/26/17	15:26	BP	425027
1,1-Dichloropropene	SW8260B	1	2.0	10	ND		ug/Kg	06/26/17	15:26	BP	425027
Benzene	SW8260B	1	2.2	10	ND		ug/Kg	06/26/17	15:26	BP	425027
TAME	SW8260B	1	2.3	10	ND		ug/Kg	06/26/17	15:26	BP	425027
1,2-Dichloroethane	SW8260B	1	2.3	10	ND		ug/Kg	06/26/17	15:26	BP	425027
Trichloroethylene	SW8260B	1	1.8	10	ND		ug/Kg	06/26/17	15:26	BP	425027
Dibromomethane	SW8260B	1	1.8	10	ND		ug/Kg	06/26/17	15:26	BP	425027
1,2-Dichloropropane	SW8260B	1	1.9	10	ND		ug/Kg	06/26/17	15:26	BP	425027
Bromodichloromethane	SW8260B	1	2.0	10	ND		ug/Kg	06/26/17	15:26	BP	425027
cis-1,3-Dichloropropene	SW8260B	1	1.6	10	ND		ug/Kg	06/26/17	15:26	BP	425027
Toluene	SW8260B	1	1.8	10	ND		ug/Kg	06/26/17	15:26	BP	425027
Tetrachloroethylene	SW8260B	1	1.7	10	ND		ug/Kg	06/26/17	15:26	BP	425027
trans-1,3-Dichloropropene	SW8260B	1	1.6	10	ND		ug/Kg	06/26/17	15:26	BP	425027
1,1,2-Trichloroethane	SW8260B	1	1.8	10	ND		ug/Kg	06/26/17	15:26	BP	425027



SAMPLE RESULTS

Report prepared for: Divya Bhargava
Engeo (San Ramon)

Date/Time Received: 06/22/17, 5:35 pm
Date Reported: 06/28/17

Client Sample ID:	B-11 @7.5'-8'	Lab Sample ID:	1706189-002A
Project Name/Location:	Baker	Sample Matrix:	Soil
Project Number:	13255.000.000		
Date/Time Sampled:	06/22/17 / 13:00		
SDG:			
Tag Number:	Baker Rd		

Prep Method: 5035	Prep Batch Date/Time: 6/26/17 10:38:00AM
Prep Batch ID: 7755	Prep Analyst: BPATEL

Parameters:	Analysis Method	DF	MDL	PQL	Results	Q	Units	Analyzed	Time	By	Analytical Batch
Dibromochloromethane	SW8260B	1	1.9	10	ND		ug/Kg	06/26/17	15:26	BP	425027
1,3-Dichloropropane	SW8260B	1	1.8	10	ND		ug/Kg	06/26/17	15:26	BP	425027
1,2-Dibromoethane	SW8260B	1	1.8	10	ND		ug/Kg	06/26/17	15:26	BP	425027
Chlorobenzene	SW8260B	1	1.8	10	ND		ug/Kg	06/26/17	15:26	BP	425027
Ethyl Benzene	SW8260B	1	1.7	10	ND		ug/Kg	06/26/17	15:26	BP	425027
1,1,1,2-Tetrachloroethane	SW8260B	1	1.9	10	ND		ug/Kg	06/26/17	15:26	BP	425027
m,p-Xylene	SW8260B	1	3.2	10	ND		ug/Kg	06/26/17	15:26	BP	425027
o-Xylene	SW8260B	1	1.7	10	ND		ug/Kg	06/26/17	15:26	BP	425027
Styrene	SW8260B	1	1.6	10	ND		ug/Kg	06/26/17	15:26	BP	425027
Bromoform	SW8260B	1	1.7	10	ND		ug/Kg	06/26/17	15:26	BP	425027
Isopropyl Benzene	SW8260B	1	1.6	10	ND		ug/Kg	06/26/17	15:26	BP	425027
n-Propylbenzene	SW8260B	1	1.6	10	ND		ug/Kg	06/26/17	15:26	BP	425027
Bromobenzene	SW8260B	1	1.8	10	ND		ug/Kg	06/26/17	15:26	BP	425027
1,1,2,2-Tetrachloroethane	SW8260B	1	1.9	10	ND		ug/Kg	06/26/17	15:26	BP	425027
2-Chlorotoluene	SW8260B	1	1.8	10	ND		ug/Kg	06/26/17	15:26	BP	425027
1,3,5-Trimethylbenzene	SW8260B	1	1.6	10	ND		ug/Kg	06/26/17	15:26	BP	425027
1,2,3-Trichloropropane	SW8260B	1	1.9	10	ND		ug/Kg	06/26/17	15:26	BP	425027
4-Chlorotoluene	SW8260B	1	1.6	10	ND		ug/Kg	06/26/17	15:26	BP	425027
tert-Butylbenzene	SW8260B	1	1.6	10	ND		ug/Kg	06/26/17	15:26	BP	425027
1,2,4-Trimethylbenzene	SW8260B	1	1.4	10	ND		ug/Kg	06/26/17	15:26	BP	425027
sec-Butyl Benzene	SW8260B	1	1.6	10	ND		ug/Kg	06/26/17	15:26	BP	425027
p-Isopropyltoluene	SW8260B	1	1.5	10	ND		ug/Kg	06/26/17	15:26	BP	425027
1,3-Dichlorobenzene	SW8260B	1	1.7	10	ND		ug/Kg	06/26/17	15:26	BP	425027
1,4-Dichlorobenzene	SW8260B	1	1.7	10	ND		ug/Kg	06/26/17	15:26	BP	425027
n-Butylbenzene	SW8260B	1	1.5	10	ND		ug/Kg	06/26/17	15:26	BP	425027
1,2-Dichlorobenzene	SW8260B	1	1.8	10	ND		ug/Kg	06/26/17	15:26	BP	425027
1,2-Dibromo-3-Chloropropane	SW8260B	1	1.8	10	ND		ug/Kg	06/26/17	15:26	BP	425027
Hexachlorobutadiene	SW8260B	1	1.4	10	ND		ug/Kg	06/26/17	15:26	BP	425027
1,2,4-Trichlorobenzene	SW8260B	1	1.5	10	ND		ug/Kg	06/26/17	15:26	BP	425027
Naphthalene	SW8260B	1	1.7	10	ND		ug/Kg	06/26/17	15:26	BP	425027
1,2,3-Trichlorobenzene	SW8260B	1	1.7	10	ND		ug/Kg	06/26/17	15:26	BP	425027
2-Butanone (MEK)	SW8260B	1	2.3	10	ND		ug/Kg	06/26/17	15:26	BP	425027
(S) Dibromofluoromethane	SW8260B		59.8 - 148		91.9		%	06/26/17	15:26	BP	425027
(S) Toluene-d8	SW8260B		55.2 - 133		116		%	06/26/17	15:26	BP	425027



SAMPLE RESULTS

Report prepared for: Divya Bhargava
 Engeo (San Ramon)

Date/Time Received: 06/22/17, 5:35 pm
Date Reported: 06/28/17

Client Sample ID:	B-11 @7.5'-8'	Lab Sample ID:	1706189-002A
Project Name/Location:	Baker	Sample Matrix:	Soil
Project Number:	13255.000.000		
Date/Time Sampled:	06/22/17 / 13:00		
SDG:			
Tag Number:	Baker Rd		

Prep Method: 5035	Prep Batch Date/Time: 6/26/17	10:38:00AM
Prep Batch ID: 7755	Prep Analyst: BPATEL	

Parameters:	Analysis Method	DF	MDL	PQL	Results	Q	Units	Analyzed	Time	By	Analytical Batch
(S) 4-Bromofluorobenzene	SW8260B		55.8 - 141		116		%	06/26/17	15:26	BP	425027



SAMPLE RESULTS

Report prepared for: Divya Bhargava
 Engeo (San Ramon)

Date/Time Received: 06/22/17, 5:35 pm
Date Reported: 06/28/17

Client Sample ID:	B-11 @7.5'-8'	Lab Sample ID:	1706189-002A
Project Name/Location:	Baker	Sample Matrix:	Soil
Project Number:	13255.000.000		
Date/Time Sampled:	06/22/17 / 13:00		
SDG:			
Tag Number:	Baker Rd		

Prep Method: 5035GRO	Prep Batch Date/Time: 6/26/17	10:38:00AM
Prep Batch ID: 7756	Prep Analyst: BPATEL	

Parameters:	Analysis Method	DF	MDL	PQL	Results	Q	Units	Analyzed	Time	By	Analytical Batch
TPH(Gasoline)	8260TPH	1	43	100	ND		ug/Kg	06/26/17	15:26	BP	425027
(S) 4-Bromofluorobenzene	8260TPH		43.9 - 127		53.4		%	06/26/17	15:26	BP	425027



SAMPLE RESULTS

Report prepared for: Divya Bhargava
Engeo (San Ramon)

Date/Time Received: 06/22/17, 5:35 pm
Date Reported: 06/28/17

Client Sample ID:	B-11 @ 11.5'-12'	Lab Sample ID:	1706189-003A
Project Name/Location:	Baker	Sample Matrix:	Soil
Project Number:	13255.000.000		
Date/Time Sampled:	06/22/17 / 13:10		
SDG:			
Tag Number:	Baker Rd		

Prep Method: 3546_TPHSG	Prep Batch Date/Time: 6/27/17 3:35:00PM
Prep Batch ID: 7745	Prep Analyst: SNARASIMHAN

Parameters:	Analysis Method	DF	MDL	PQL	Results	Q	Units	Analyzed	Time	By	Analytical Batch
TPH as Diesel (SG)	SW8015B	1	0.85	2.0	ND		mg/Kg	06/27/17	18:02	mk	425033
TPH as Motor Oil (SG)	SW8015B	1	3.2	10	ND		mg/Kg	06/27/17	18:02	mk	425033
			Acceptance Limits								
Pentacosane (S)	SW8015B		59 - 129		88.4		%	06/27/17	18:02	mk	425033



SAMPLE RESULTS

Report prepared for: Divya Bhargava
Engeo (San Ramon)

Date/Time Received: 06/22/17, 5:35 pm
Date Reported: 06/28/17

Client Sample ID:	B-11 @ 11.5'-12'	Lab Sample ID:	1706189-003A
Project Name/Location:	Baker	Sample Matrix:	Soil
Project Number:	13255.000.000		
Date/Time Sampled:	06/22/17 / 13:10		
SDG:			
Tag Number:	Baker Rd		

Prep Method: 5035	Prep Batch Date/Time: 6/27/17 9:42:00AM
Prep Batch ID: 7765	Prep Analyst: BPATEL

Parameters:	Analysis Method	DF	MDL	PQL	Results	Q	Units	Analyzed	Time	By	Analytical Batch
-------------	-----------------	----	-----	-----	---------	---	-------	----------	------	----	------------------

The results shown below are reported using their MDL.

Dichlorodifluoromethane	SW8260B	100	120	1000	ND		ug/Kg	06/27/17	16:23	BP	425038
Chloromethane	SW8260B	100	180	1000	ND		ug/Kg	06/27/17	16:23	BP	425038
Vinyl Chloride	SW8260B	100	200	1000	ND		ug/Kg	06/27/17	16:23	BP	425038
Bromomethane	SW8260B	100	270	1000	ND		ug/Kg	06/27/17	16:23	BP	425038
Chloroethane	SW8260B	100	300	1000	ND		ug/Kg	06/27/17	16:23	BP	425038
Trichlorofluoromethane	SW8260B	100	210	1000	ND		ug/Kg	06/27/17	16:23	BP	425038
1,1-Dichloroethene	SW8260B	100	200	1000	ND		ug/Kg	06/27/17	16:23	BP	425038
Freon 113	SW8260B	100	190	1000	ND		ug/Kg	06/27/17	16:23	BP	425038
Methylene Chloride	SW8260B	100	710	1000	ND		ug/Kg	06/27/17	16:23	BP	425038
trans-1,2-Dichloroethene	SW8260B	100	210	1000	ND		ug/Kg	06/27/17	16:23	BP	425038
MTBE	SW8260B	100	230	1000	ND		ug/Kg	06/27/17	16:23	BP	425038
tert-Butanol	SW8260B	100	1200	5000	ND		ug/Kg	06/27/17	16:23	BP	425038
Diisopropyl ether (DIPE)	SW8260B	100	230	1000	ND		ug/Kg	06/27/17	16:23	BP	425038
1,1-Dichloroethane	SW8260B	100	220	1000	ND		ug/Kg	06/27/17	16:23	BP	425038
ETBE	SW8260B	100	230	1000	ND		ug/Kg	06/27/17	16:23	BP	425038
cis-1,2-Dichloroethene	SW8260B	100	220	1000	ND		ug/Kg	06/27/17	16:23	BP	425038
2,2-Dichloropropane	SW8260B	100	190	1000	ND		ug/Kg	06/27/17	16:23	BP	425038
Bromochloromethane	SW8260B	100	230	1000	ND		ug/Kg	06/27/17	16:23	BP	425038
Chloroform	SW8260B	100	240	1000	ND		ug/Kg	06/27/17	16:23	BP	425038
Carbon Tetrachloride	SW8260B	100	210	1000	ND		ug/Kg	06/27/17	16:23	BP	425038
1,1,1-Trichloroethane	SW8260B	100	210	1000	ND		ug/Kg	06/27/17	16:23	BP	425038
1,1-Dichloropropene	SW8260B	100	200	1000	ND		ug/Kg	06/27/17	16:23	BP	425038
Benzene	SW8260B	100	220	1000	ND		ug/Kg	06/27/17	16:23	BP	425038
TAME	SW8260B	100	230	1000	ND		ug/Kg	06/27/17	16:23	BP	425038
1,2-Dichloroethane	SW8260B	100	230	1000	ND		ug/Kg	06/27/17	16:23	BP	425038
Trichloroethylene	SW8260B	100	180	1000	ND		ug/Kg	06/27/17	16:23	BP	425038
Dibromomethane	SW8260B	100	180	1000	ND		ug/Kg	06/27/17	16:23	BP	425038
1,2-Dichloropropane	SW8260B	100	190	1000	ND		ug/Kg	06/27/17	16:23	BP	425038
Bromodichloromethane	SW8260B	100	200	1000	ND		ug/Kg	06/27/17	16:23	BP	425038
cis-1,3-Dichloropropene	SW8260B	100	160	1000	ND		ug/Kg	06/27/17	16:23	BP	425038
Toluene	SW8260B	100	180	1000	ND		ug/Kg	06/27/17	16:23	BP	425038
Tetrachloroethylene	SW8260B	100	170	1000	ND		ug/Kg	06/27/17	16:23	BP	425038
trans-1,3-Dichloropropene	SW8260B	100	160	1000	ND		ug/Kg	06/27/17	16:23	BP	425038



SAMPLE RESULTS

Report prepared for: Divya Bhargava
Engeo (San Ramon)

Date/Time Received: 06/22/17, 5:35 pm
Date Reported: 06/28/17

Client Sample ID:	B-11 @ 11.5'-12'	Lab Sample ID:	1706189-003A
Project Name/Location:	Baker	Sample Matrix:	Soil
Project Number:	13255.000.000		
Date/Time Sampled:	06/22/17 / 13:10		
SDG:			
Tag Number:	Baker Rd		

Prep Method: 5035	Prep Batch Date/Time: 6/27/17 9:42:00AM
Prep Batch ID: 7765	Prep Analyst: BPATEL

Parameters:	Analysis Method	DF	MDL	PQL	Results	Q	Units	Analyzed	Time	By	Analytical Batch
-------------	-----------------	----	-----	-----	---------	---	-------	----------	------	----	------------------

The results shown below are reported using their MDL.

1,1,2-Trichloroethane	SW8260B	100	180	1000	ND		ug/Kg	06/27/17	16:23	BP	425038
Dibromochloromethane	SW8260B	100	190	1000	ND		ug/Kg	06/27/17	16:23	BP	425038
1,3-Dichloropropane	SW8260B	100	180	1000	ND		ug/Kg	06/27/17	16:23	BP	425038
1,2-Dibromoethane	SW8260B	100	180	1000	ND		ug/Kg	06/27/17	16:23	BP	425038
Chlorobenzene	SW8260B	100	180	1000	ND		ug/Kg	06/27/17	16:23	BP	425038
Ethyl Benzene	SW8260B	100	170	1000	ND		ug/Kg	06/27/17	16:23	BP	425038
1,1,1,2-Tetrachloroethane	SW8260B	100	190	1000	ND		ug/Kg	06/27/17	16:23	BP	425038
m,p-Xylene	SW8260B	100	320	1000	ND		ug/Kg	06/27/17	16:23	BP	425038
o-Xylene	SW8260B	100	170	1000	ND		ug/Kg	06/27/17	16:23	BP	425038
Styrene	SW8260B	100	160	1000	ND		ug/Kg	06/27/17	16:23	BP	425038
Bromoform	SW8260B	100	170	1000	ND		ug/Kg	06/27/17	16:23	BP	425038
Isopropyl Benzene	SW8260B	100	160	1000	ND		ug/Kg	06/27/17	16:23	BP	425038
n-Propylbenzene	SW8260B	100	160	1000	ND		ug/Kg	06/27/17	16:23	BP	425038
Bromobenzene	SW8260B	100	180	1000	ND		ug/Kg	06/27/17	16:23	BP	425038
1,1,2,2-Tetrachloroethane	SW8260B	100	190	1000	ND		ug/Kg	06/27/17	16:23	BP	425038
2-Chlorotoluene	SW8260B	100	180	1000	ND		ug/Kg	06/27/17	16:23	BP	425038
1,3,5-Trimethylbenzene	SW8260B	100	160	1000	ND		ug/Kg	06/27/17	16:23	BP	425038
1,2,3-Trichloropropane	SW8260B	100	190	1000	ND		ug/Kg	06/27/17	16:23	BP	425038
4-Chlorotoluene	SW8260B	100	160	1000	ND		ug/Kg	06/27/17	16:23	BP	425038
tert-Butylbenzene	SW8260B	100	160	1000	ND		ug/Kg	06/27/17	16:23	BP	425038
1,2,4-Trimethylbenzene	SW8260B	100	140	1000	ND		ug/Kg	06/27/17	16:23	BP	425038
sec-Butyl Benzene	SW8260B	100	160	1000	ND		ug/Kg	06/27/17	16:23	BP	425038
p-Isopropyltoluene	SW8260B	100	150	1000	ND		ug/Kg	06/27/17	16:23	BP	425038
1,3-Dichlorobenzene	SW8260B	100	170	1000	ND		ug/Kg	06/27/17	16:23	BP	425038
1,4-Dichlorobenzene	SW8260B	100	170	1000	ND		ug/Kg	06/27/17	16:23	BP	425038
n-Butylbenzene	SW8260B	100	150	1000	ND		ug/Kg	06/27/17	16:23	BP	425038
1,2-Dichlorobenzene	SW8260B	100	180	1000	ND		ug/Kg	06/27/17	16:23	BP	425038
1,2-Dibromo-3-Chloropropane	SW8260B	100	180	1000	ND		ug/Kg	06/27/17	16:23	BP	425038
Hexachlorobutadiene	SW8260B	100	140	1000	ND		ug/Kg	06/27/17	16:23	BP	425038
1,2,4-Trichlorobenzene	SW8260B	100	150	1000	ND		ug/Kg	06/27/17	16:23	BP	425038
Naphthalene	SW8260B	100	170	1000	ND		ug/Kg	06/27/17	16:23	BP	425038
1,2,3-Trichlorobenzene	SW8260B	100	170	1000	ND		ug/Kg	06/27/17	16:23	BP	425038
2-Butanone (MEK)	SW8260B	100	230	1000	ND		ug/Kg	06/27/17	16:23	BP	425038



SAMPLE RESULTS

Report prepared for: Divya Bhargava
Engeo (San Ramon)

Date/Time Received: 06/22/17, 5:35 pm
Date Reported: 06/28/17

Client Sample ID:	B-11 @ 11.5'-12'	Lab Sample ID:	1706189-003A
Project Name/Location:	Baker	Sample Matrix:	Soil
Project Number:	13255.000.000		
Date/Time Sampled:	06/22/17 / 13:10		
SDG:			
Tag Number:	Baker Rd		

Prep Method: 5035	Prep Batch Date/Time: 6/27/17	9:42:00AM
Prep Batch ID: 7765	Prep Analyst: BPATEL	

Parameters:	Analysis Method	DF	MDL	PQL	Results	Q	Units	Analyzed	Time	By	Analytical Batch
-------------	-----------------	----	-----	-----	---------	---	-------	----------	------	----	------------------

The results shown below are reported using their MDL.

(S) Dibromofluoromethane	SW8260B		59.8 - 148		102		%	06/27/17	16:23	BP	425038
(S) Toluene-d8	SW8260B		55.2 - 133		96.2		%	06/27/17	16:23	BP	425038
(S) 4-Bromofluorobenzene	SW8260B		55.8 - 141		95.2		%	06/27/17	16:23	BP	425038

NOTE: The reporting limits were raised due to the high concentration of non-target heavy end compounds .



SAMPLE RESULTS

Report prepared for: Divya Bhargava
Engeo (San Ramon)

Date/Time Received: 06/22/17, 5:35 pm
Date Reported: 06/28/17

Client Sample ID:	B-11 @ 11.5'-12'	Lab Sample ID:	1706189-003A
Project Name/Location:	Baker	Sample Matrix:	Soil
Project Number:	13255.000.000		
Date/Time Sampled:	06/22/17 / 13:10		
SDG:			
Tag Number:	Baker Rd		

Prep Method: 5035GRO	Prep Batch Date/Time: 6/27/17	9:42:00AM
Prep Batch ID: 7766	Prep Analyst: BPATEL	

Parameters:	Analysis Method	DF	MDL	PQL	Results	Q	Units	Analyzed	Time	By	Analytical Batch
TPH(Gasoline)	8260TPH	100	4300	10000	13500	x	ug/Kg	06/27/17	16:23	BP	425038
(S) 4-Bromofluorobenzene	8260TPH		43.9 - 127		82.0		%	06/27/17	16:23	BP	425038

NOTE: x – Does not match pattern of reference Gasoline standard. Reported value due to contribution from non-target heavy hydrocarbons into range of C5-C12 quantified as gasoline.



SAMPLE RESULTS

Report prepared for: Divya Bhargava
Engeo (San Ramon)

Date/Time Received: 06/22/17, 5:35 pm
Date Reported: 06/28/17

Client Sample ID:	B-11 @ 13.5'-13.5'	Lab Sample ID:	1706189-004A
Project Name/Location:	Baker	Sample Matrix:	Soil
Project Number:	13255.000.000		
Date/Time Sampled:	06/22/17 / 13:30		
SDG:			
Tag Number:	Baker Rd		

Prep Method: 3546_TPHSG	Prep Batch Date/Time: 6/27/17 3:35:00PM
Prep Batch ID: 7745	Prep Analyst: SNARASIMHAN

Parameters:	Analysis Method	DF	MDL	PQL	Results	Q	Units	Analyzed	Time	By	Analytical Batch
TPH as Diesel (SG)	SW8015B	1	0.85	2.0	ND		mg/Kg	06/27/17	19:33	mk	425033
TPH as Motor Oil (SG)	SW8015B	1	3.2	10	ND		mg/Kg	06/27/17	19:33	mk	425033
			Acceptance Limits								
Pentacosane (S)	SW8015B		59 - 129		92.1		%	06/27/17	19:33	mk	425033



SAMPLE RESULTS

Report prepared for: Divya Bhargava
Engeo (San Ramon)

Date/Time Received: 06/22/17, 5:35 pm
Date Reported: 06/28/17

Client Sample ID:	B-11 @13.5'-13.5'	Lab Sample ID:	1706189-004A
Project Name/Location:	Baker	Sample Matrix:	Soil
Project Number:	13255.000.000		
Date/Time Sampled:	06/22/17 / 13:30		
SDG:			
Tag Number:	Baker Rd		

Prep Method: 5035	Prep Batch Date/Time: 6/27/17 9:42:00AM
Prep Batch ID: 7765	Prep Analyst: BPATEL

Parameters:	Analysis Method	DF	MDL	PQL	Results	Q	Units	Analyzed	Time	By	Analytical Batch
Dichlorodifluoromethane	SW8260B	1	1.2	10	ND		ug/Kg	06/27/17	17:26	BP	425038
Chloromethane	SW8260B	1	1.8	10	ND		ug/Kg	06/27/17	17:26	BP	425038
Vinyl Chloride	SW8260B	1	2.0	10	ND		ug/Kg	06/27/17	17:26	BP	425038
Bromomethane	SW8260B	1	2.7	10	ND		ug/Kg	06/27/17	17:26	BP	425038
Chloroethane	SW8260B	1	3.0	10	ND		ug/Kg	06/27/17	17:26	BP	425038
Trichlorofluoromethane	SW8260B	1	2.1	10	ND		ug/Kg	06/27/17	17:26	BP	425038
1,1-Dichloroethane	SW8260B	1	2.0	10	ND		ug/Kg	06/27/17	17:26	BP	425038
Freon 113	SW8260B	1	1.9	10	ND		ug/Kg	06/27/17	17:26	BP	425038
Methylene Chloride	SW8260B	1	7.1	10	ND		ug/Kg	06/27/17	17:26	BP	425038
trans-1,2-Dichloroethene	SW8260B	1	2.1	10	ND		ug/Kg	06/27/17	17:26	BP	425038
MTBE	SW8260B	1	2.3	10	ND		ug/Kg	06/27/17	17:26	BP	425038
tert-Butanol	SW8260B	1	12	50	ND		ug/Kg	06/27/17	17:26	BP	425038
Diisopropyl ether (DIPE)	SW8260B	1	2.3	10	ND		ug/Kg	06/27/17	17:26	BP	425038
1,1-Dichloroethane	SW8260B	1	2.2	10	ND		ug/Kg	06/27/17	17:26	BP	425038
ETBE	SW8260B	1	2.3	10	ND		ug/Kg	06/27/17	17:26	BP	425038
cis-1,2-Dichloroethene	SW8260B	1	2.2	10	ND		ug/Kg	06/27/17	17:26	BP	425038
2,2-Dichloropropane	SW8260B	1	1.9	10	ND		ug/Kg	06/27/17	17:26	BP	425038
Bromochloromethane	SW8260B	1	2.3	10	ND		ug/Kg	06/27/17	17:26	BP	425038
Chloroform	SW8260B	1	2.4	10	ND		ug/Kg	06/27/17	17:26	BP	425038
Carbon Tetrachloride	SW8260B	1	2.1	10	ND		ug/Kg	06/27/17	17:26	BP	425038
1,1,1-Trichloroethane	SW8260B	1	2.1	10	ND		ug/Kg	06/27/17	17:26	BP	425038
1,1-Dichloropropene	SW8260B	1	2.0	10	ND		ug/Kg	06/27/17	17:26	BP	425038
Benzene	SW8260B	1	2.2	10	ND		ug/Kg	06/27/17	17:26	BP	425038
TAME	SW8260B	1	2.3	10	ND		ug/Kg	06/27/17	17:26	BP	425038
1,2-Dichloroethane	SW8260B	1	2.3	10	ND		ug/Kg	06/27/17	17:26	BP	425038
Trichloroethylene	SW8260B	1	1.8	10	ND		ug/Kg	06/27/17	17:26	BP	425038
Dibromomethane	SW8260B	1	1.8	10	ND		ug/Kg	06/27/17	17:26	BP	425038
1,2-Dichloropropane	SW8260B	1	1.9	10	ND		ug/Kg	06/27/17	17:26	BP	425038
Bromodichloromethane	SW8260B	1	2.0	10	ND		ug/Kg	06/27/17	17:26	BP	425038
cis-1,3-Dichloropropene	SW8260B	1	1.6	10	ND		ug/Kg	06/27/17	17:26	BP	425038
Toluene	SW8260B	1	1.8	10	ND		ug/Kg	06/27/17	17:26	BP	425038
Tetrachloroethylene	SW8260B	1	1.7	10	ND		ug/Kg	06/27/17	17:26	BP	425038
trans-1,3-Dichloropropene	SW8260B	1	1.6	10	ND		ug/Kg	06/27/17	17:26	BP	425038
1,1,2-Trichloroethane	SW8260B	1	1.8	10	ND		ug/Kg	06/27/17	17:26	BP	425038



SAMPLE RESULTS

Report prepared for: Divya Bhargava
Engeo (San Ramon)

Date/Time Received: 06/22/17, 5:35 pm
Date Reported: 06/28/17

Client Sample ID:	B-11 @13.5'-13.5'	Lab Sample ID:	1706189-004A
Project Name/Location:	Baker	Sample Matrix:	Soil
Project Number:	13255.000.000		
Date/Time Sampled:	06/22/17 / 13:30		
SDG:			
Tag Number:	Baker Rd		

Prep Method: 5035	Prep Batch Date/Time: 6/27/17 9:42:00AM
Prep Batch ID: 7765	Prep Analyst: BPATEL

Parameters:	Analysis Method	DF	MDL	PQL	Results	Q	Units	Analyzed	Time	By	Analytical Batch
Dibromochloromethane	SW8260B	1	1.9	10	ND		ug/Kg	06/27/17	17:26	BP	425038
1,3-Dichloropropane	SW8260B	1	1.8	10	ND		ug/Kg	06/27/17	17:26	BP	425038
1,2-Dibromoethane	SW8260B	1	1.8	10	ND		ug/Kg	06/27/17	17:26	BP	425038
Chlorobenzene	SW8260B	1	1.8	10	ND		ug/Kg	06/27/17	17:26	BP	425038
Ethyl Benzene	SW8260B	1	1.7	10	ND		ug/Kg	06/27/17	17:26	BP	425038
1,1,1,2-Tetrachloroethane	SW8260B	1	1.9	10	ND		ug/Kg	06/27/17	17:26	BP	425038
m,p-Xylene	SW8260B	1	3.2	10	ND		ug/Kg	06/27/17	17:26	BP	425038
o-Xylene	SW8260B	1	1.7	10	ND		ug/Kg	06/27/17	17:26	BP	425038
Styrene	SW8260B	1	1.6	10	ND		ug/Kg	06/27/17	17:26	BP	425038
Bromoform	SW8260B	1	1.7	10	ND		ug/Kg	06/27/17	17:26	BP	425038
Isopropyl Benzene	SW8260B	1	1.6	10	ND		ug/Kg	06/27/17	17:26	BP	425038
n-Propylbenzene	SW8260B	1	1.6	10	ND		ug/Kg	06/27/17	17:26	BP	425038
Bromobenzene	SW8260B	1	1.8	10	ND		ug/Kg	06/27/17	17:26	BP	425038
1,1,2,2-Tetrachloroethane	SW8260B	1	1.9	10	ND		ug/Kg	06/27/17	17:26	BP	425038
2-Chlorotoluene	SW8260B	1	1.8	10	ND		ug/Kg	06/27/17	17:26	BP	425038
1,3,5-Trimethylbenzene	SW8260B	1	1.6	10	ND		ug/Kg	06/27/17	17:26	BP	425038
1,2,3-Trichloropropane	SW8260B	1	1.9	10	ND		ug/Kg	06/27/17	17:26	BP	425038
4-Chlorotoluene	SW8260B	1	1.6	10	ND		ug/Kg	06/27/17	17:26	BP	425038
tert-Butylbenzene	SW8260B	1	1.6	10	ND		ug/Kg	06/27/17	17:26	BP	425038
1,2,4-Trimethylbenzene	SW8260B	1	1.4	10	ND		ug/Kg	06/27/17	17:26	BP	425038
sec-Butyl Benzene	SW8260B	1	1.6	10	ND		ug/Kg	06/27/17	17:26	BP	425038
p-Isopropyltoluene	SW8260B	1	1.5	10	ND		ug/Kg	06/27/17	17:26	BP	425038
1,3-Dichlorobenzene	SW8260B	1	1.7	10	ND		ug/Kg	06/27/17	17:26	BP	425038
1,4-Dichlorobenzene	SW8260B	1	1.7	10	ND		ug/Kg	06/27/17	17:26	BP	425038
n-Butylbenzene	SW8260B	1	1.5	10	ND		ug/Kg	06/27/17	17:26	BP	425038
1,2-Dichlorobenzene	SW8260B	1	1.8	10	ND		ug/Kg	06/27/17	17:26	BP	425038
1,2-Dibromo-3-Chloropropane	SW8260B	1	1.8	10	ND		ug/Kg	06/27/17	17:26	BP	425038
Hexachlorobutadiene	SW8260B	1	1.4	10	ND		ug/Kg	06/27/17	17:26	BP	425038
1,2,4-Trichlorobenzene	SW8260B	1	1.5	10	ND		ug/Kg	06/27/17	17:26	BP	425038
Naphthalene	SW8260B	1	1.7	10	ND		ug/Kg	06/27/17	17:26	BP	425038
1,2,3-Trichlorobenzene	SW8260B	1	1.7	10	ND		ug/Kg	06/27/17	17:26	BP	425038
2-Butanone (MEK)	SW8260B	1	2.3	10	ND		ug/Kg	06/27/17	17:26	BP	425038
(S) Dibromofluoromethane	SW8260B		59.8 - 148		88.6		%	06/27/17	17:26	BP	425038
(S) Toluene-d8	SW8260B		55.2 - 133		97.1		%	06/27/17	17:26	BP	425038



SAMPLE RESULTS

Report prepared for: Divya Bhargava
 Engeo (San Ramon)

Date/Time Received: 06/22/17, 5:35 pm
Date Reported: 06/28/17

Client Sample ID:	B-11 @ 13.5'-13.5'	Lab Sample ID:	1706189-004A
Project Name/Location:	Baker	Sample Matrix:	Soil
Project Number:	13255.000.000		
Date/Time Sampled:	06/22/17 / 13:30		
SDG:			
Tag Number:	Baker Rd		

Prep Method: 5035	Prep Batch Date/Time: 6/27/17	9:42:00AM
Prep Batch ID: 7765	Prep Analyst: BPATEL	

Parameters:	Analysis Method	DF	MDL	PQL	Results	Q	Units	Analyzed	Time	By	Analytical Batch
(S) 4-Bromofluorobenzene	SW8260B		55.8 - 141		92.6		%	06/27/17	17:26	BP	425038



SAMPLE RESULTS

Report prepared for: Divya Bhargava
Engeo (San Ramon)

Date/Time Received: 06/22/17, 5:35 pm
Date Reported: 06/28/17

Client Sample ID:	B-11 @13.5'-13.5'	Lab Sample ID:	1706189-004A
Project Name/Location:	Baker	Sample Matrix:	Soil
Project Number:	13255.000.000		
Date/Time Sampled:	06/22/17 / 13:30		
SDG:			
Tag Number:	Baker Rd		

Prep Method: 5035GRO	Prep Batch Date/Time: 6/27/17	9:42:00AM
Prep Batch ID: 7766	Prep Analyst: BPATEL	

Parameters:	Analysis Method	DF	MDL	PQL	Results	Q	Units	Analyzed	Time	By	Analytical Batch
TPH(Gasoline)	8260TPH	1	43	100	ND		ug/Kg	06/27/17	17:26	BP	425038
(S) 4-Bromofluorobenzene	8260TPH		43.9 - 127		92.4		%	06/27/17	17:26	BP	425038



SAMPLE RESULTS

Report prepared for: Divya Bhargava
Engeo (San Ramon)

Date/Time Received: 06/22/17, 5:35 pm
Date Reported: 06/28/17

Client Sample ID:	B-15 @4.5'-5'	Lab Sample ID:	1706189-005A
Project Name/Location:	Baker	Sample Matrix:	Soil
Project Number:	13255.000.000		
Date/Time Sampled:	06/22/17 / 14:15		
SDG:			
Tag Number:	Baker Rd		

Prep Method: 3546_TPHSG	Prep Batch Date/Time: 6/27/17	3:35:00PM
Prep Batch ID: 7745	Prep Analyst: SNARASIMHAN	

Parameters:	Analysis Method	DF	MDL	PQL	Results	Q	Units	Analyzed	Time	By	Analytical Batch
TPH as Diesel (SG)	SW8015B	1	0.85	2.0	ND		mg/Kg	06/27/17	18:25	mk	425033
TPH as Motor Oil (SG)	SW8015B	1	3.2	10	ND		mg/Kg	06/27/17	18:25	mk	425033
			Acceptance Limits								
Pentacosane (S)	SW8015B		59 - 129		93.1		%	06/27/17	18:25	mk	425033



SAMPLE RESULTS

Report prepared for: Divya Bhargava
Engeo (San Ramon)

Date/Time Received: 06/22/17, 5:35 pm
Date Reported: 06/28/17

Client Sample ID:	B-15 @4.5'-5'	Lab Sample ID:	1706189-005A
Project Name/Location:	Baker	Sample Matrix:	Soil
Project Number:	13255.000.000		
Date/Time Sampled:	06/22/17 / 14:15		
SDG:			
Tag Number:	Baker Rd		

Prep Method: 5035	Prep Batch Date/Time: 6/26/17 10:38:00AM
Prep Batch ID: 7755	Prep Analyst: BPATEL

Parameters:	Analysis Method	DF	MDL	PQL	Results	Q	Units	Analyzed	Time	By	Analytical Batch
Dichlorodifluoromethane	SW8260B	1	1.2	10	ND		ug/Kg	06/26/17	16:02	BP	425027
Chloromethane	SW8260B	1	1.8	10	ND		ug/Kg	06/26/17	16:02	BP	425027
Vinyl Chloride	SW8260B	1	2.0	10	ND		ug/Kg	06/26/17	16:02	BP	425027
Bromomethane	SW8260B	1	2.7	10	ND		ug/Kg	06/26/17	16:02	BP	425027
Chloroethane	SW8260B	1	3.0	10	ND		ug/Kg	06/26/17	16:02	BP	425027
Trichlorofluoromethane	SW8260B	1	2.1	10	ND		ug/Kg	06/26/17	16:02	BP	425027
1,1-Dichloroethane	SW8260B	1	2.0	10	ND		ug/Kg	06/26/17	16:02	BP	425027
Freon 113	SW8260B	1	1.9	10	ND		ug/Kg	06/26/17	16:02	BP	425027
Methylene Chloride	SW8260B	1	7.1	10	ND		ug/Kg	06/26/17	16:02	BP	425027
trans-1,2-Dichloroethene	SW8260B	1	2.1	10	ND		ug/Kg	06/26/17	16:02	BP	425027
MTBE	SW8260B	1	2.3	10	ND		ug/Kg	06/26/17	16:02	BP	425027
tert-Butanol	SW8260B	1	12	50	ND		ug/Kg	06/26/17	16:02	BP	425027
Diisopropyl ether (DIPE)	SW8260B	1	2.3	10	ND		ug/Kg	06/26/17	16:02	BP	425027
1,1-Dichloroethane	SW8260B	1	2.2	10	ND		ug/Kg	06/26/17	16:02	BP	425027
ETBE	SW8260B	1	2.3	10	ND		ug/Kg	06/26/17	16:02	BP	425027
cis-1,2-Dichloroethane	SW8260B	1	2.2	10	ND		ug/Kg	06/26/17	16:02	BP	425027
2,2-Dichloropropane	SW8260B	1	1.9	10	ND		ug/Kg	06/26/17	16:02	BP	425027
Bromochloromethane	SW8260B	1	2.3	10	ND		ug/Kg	06/26/17	16:02	BP	425027
Chloroform	SW8260B	1	2.4	10	ND		ug/Kg	06/26/17	16:02	BP	425027
Carbon Tetrachloride	SW8260B	1	2.1	10	ND		ug/Kg	06/26/17	16:02	BP	425027
1,1,1-Trichloroethane	SW8260B	1	2.1	10	ND		ug/Kg	06/26/17	16:02	BP	425027
1,1-Dichloropropene	SW8260B	1	2.0	10	ND		ug/Kg	06/26/17	16:02	BP	425027
Benzene	SW8260B	1	2.2	10	ND		ug/Kg	06/26/17	16:02	BP	425027
TAME	SW8260B	1	2.3	10	ND		ug/Kg	06/26/17	16:02	BP	425027
1,2-Dichloroethane	SW8260B	1	2.3	10	ND		ug/Kg	06/26/17	16:02	BP	425027
Trichloroethylene	SW8260B	1	1.8	10	ND		ug/Kg	06/26/17	16:02	BP	425027
Dibromomethane	SW8260B	1	1.8	10	ND		ug/Kg	06/26/17	16:02	BP	425027
1,2-Dichloropropane	SW8260B	1	1.9	10	ND		ug/Kg	06/26/17	16:02	BP	425027
Bromodichloromethane	SW8260B	1	2.0	10	ND		ug/Kg	06/26/17	16:02	BP	425027
cis-1,3-Dichloropropene	SW8260B	1	1.6	10	ND		ug/Kg	06/26/17	16:02	BP	425027
Toluene	SW8260B	1	1.8	10	ND		ug/Kg	06/26/17	16:02	BP	425027
Tetrachloroethylene	SW8260B	1	1.7	10	ND		ug/Kg	06/26/17	16:02	BP	425027
trans-1,3-Dichloropropene	SW8260B	1	1.6	10	ND		ug/Kg	06/26/17	16:02	BP	425027
1,1,2-Trichloroethane	SW8260B	1	1.8	10	ND		ug/Kg	06/26/17	16:02	BP	425027



SAMPLE RESULTS

Report prepared for: Divya Bhargava
Engeo (San Ramon)

Date/Time Received: 06/22/17, 5:35 pm
Date Reported: 06/28/17

Client Sample ID:	B-15 @4.5'-5'	Lab Sample ID:	1706189-005A
Project Name/Location:	Baker	Sample Matrix:	Soil
Project Number:	13255.000.000		
Date/Time Sampled:	06/22/17 / 14:15		
SDG:			
Tag Number:	Baker Rd		

Prep Method: 5035	Prep Batch Date/Time: 6/26/17 10:38:00AM
Prep Batch ID: 7755	Prep Analyst: BPATEL

Parameters:	Analysis Method	DF	MDL	PQL	Results	Q	Units	Analyzed	Time	By	Analytical Batch
Dibromochloromethane	SW8260B	1	1.9	10	ND		ug/Kg	06/26/17	16:02	BP	425027
1,3-Dichloropropane	SW8260B	1	1.8	10	ND		ug/Kg	06/26/17	16:02	BP	425027
1,2-Dibromoethane	SW8260B	1	1.8	10	ND		ug/Kg	06/26/17	16:02	BP	425027
Chlorobenzene	SW8260B	1	1.8	10	ND		ug/Kg	06/26/17	16:02	BP	425027
Ethyl Benzene	SW8260B	1	1.7	10	ND		ug/Kg	06/26/17	16:02	BP	425027
1,1,1,2-Tetrachloroethane	SW8260B	1	1.9	10	ND		ug/Kg	06/26/17	16:02	BP	425027
m,p-Xylene	SW8260B	1	3.2	10	ND		ug/Kg	06/26/17	16:02	BP	425027
o-Xylene	SW8260B	1	1.7	10	ND		ug/Kg	06/26/17	16:02	BP	425027
Styrene	SW8260B	1	1.6	10	ND		ug/Kg	06/26/17	16:02	BP	425027
Bromoform	SW8260B	1	1.7	10	ND		ug/Kg	06/26/17	16:02	BP	425027
Isopropyl Benzene	SW8260B	1	1.6	10	ND		ug/Kg	06/26/17	16:02	BP	425027
n-Propylbenzene	SW8260B	1	1.6	10	ND		ug/Kg	06/26/17	16:02	BP	425027
Bromobenzene	SW8260B	1	1.8	10	ND		ug/Kg	06/26/17	16:02	BP	425027
1,1,2,2-Tetrachloroethane	SW8260B	1	1.9	10	ND		ug/Kg	06/26/17	16:02	BP	425027
2-Chlorotoluene	SW8260B	1	1.8	10	ND		ug/Kg	06/26/17	16:02	BP	425027
1,3,5-Trimethylbenzene	SW8260B	1	1.6	10	ND		ug/Kg	06/26/17	16:02	BP	425027
1,2,3-Trichloropropane	SW8260B	1	1.9	10	ND		ug/Kg	06/26/17	16:02	BP	425027
4-Chlorotoluene	SW8260B	1	1.6	10	ND		ug/Kg	06/26/17	16:02	BP	425027
tert-Butylbenzene	SW8260B	1	1.6	10	ND		ug/Kg	06/26/17	16:02	BP	425027
1,2,4-Trimethylbenzene	SW8260B	1	1.4	10	ND		ug/Kg	06/26/17	16:02	BP	425027
sec-Butyl Benzene	SW8260B	1	1.6	10	ND		ug/Kg	06/26/17	16:02	BP	425027
p-Isopropyltoluene	SW8260B	1	1.5	10	ND		ug/Kg	06/26/17	16:02	BP	425027
1,3-Dichlorobenzene	SW8260B	1	1.7	10	ND		ug/Kg	06/26/17	16:02	BP	425027
1,4-Dichlorobenzene	SW8260B	1	1.7	10	ND		ug/Kg	06/26/17	16:02	BP	425027
n-Butylbenzene	SW8260B	1	1.5	10	ND		ug/Kg	06/26/17	16:02	BP	425027
1,2-Dichlorobenzene	SW8260B	1	1.8	10	ND		ug/Kg	06/26/17	16:02	BP	425027
1,2-Dibromo-3-Chloropropane	SW8260B	1	1.8	10	ND		ug/Kg	06/26/17	16:02	BP	425027
Hexachlorobutadiene	SW8260B	1	1.4	10	ND		ug/Kg	06/26/17	16:02	BP	425027
1,2,4-Trichlorobenzene	SW8260B	1	1.5	10	ND		ug/Kg	06/26/17	16:02	BP	425027
Naphthalene	SW8260B	1	1.7	10	ND		ug/Kg	06/26/17	16:02	BP	425027
1,2,3-Trichlorobenzene	SW8260B	1	1.7	10	ND		ug/Kg	06/26/17	16:02	BP	425027
2-Butanone (MEK)	SW8260B	1	2.3	10	ND		ug/Kg	06/26/17	16:02	BP	425027
(S) Dibromofluoromethane	SW8260B		59.8 - 148		92.2		%	06/26/17	16:02	BP	425027
(S) Toluene-d8	SW8260B		55.2 - 133		118		%	06/26/17	16:02	BP	425027



SAMPLE RESULTS

Report prepared for: Divya Bhargava
 Engeo (San Ramon)

Date/Time Received: 06/22/17, 5:35 pm
Date Reported: 06/28/17

Client Sample ID:	B-15 @4.5'-5'	Lab Sample ID:	1706189-005A
Project Name/Location:	Baker	Sample Matrix:	Soil
Project Number:	13255.000.000		
Date/Time Sampled:	06/22/17 / 14:15		
SDG:			
Tag Number:	Baker Rd		

Prep Method: 5035	Prep Batch Date/Time: 6/26/17	10:38:00AM
Prep Batch ID: 7755	Prep Analyst: BPATEL	

Parameters:	Analysis Method	DF	MDL	PQL	Results	Q	Units	Analyzed	Time	By	Analytical Batch
(S) 4-Bromofluorobenzene	SW8260B		55.8 - 141		112		%	06/26/17	16:02	BP	425027



SAMPLE RESULTS

Report prepared for: Divya Bhargava
Engeo (San Ramon)

Date/Time Received: 06/22/17, 5:35 pm
Date Reported: 06/28/17

Client Sample ID:	B-15 @4.5'-5'	Lab Sample ID:	1706189-005A
Project Name/Location:	Baker	Sample Matrix:	Soil
Project Number:	13255.000.000		
Date/Time Sampled:	06/22/17 / 14:15		
SDG:			
Tag Number:	Baker Rd		

Prep Method: 5035GRO	Prep Batch Date/Time: 6/26/17	10:38:00AM
Prep Batch ID: 7756	Prep Analyst: BPATEL	

Parameters:	Analysis Method	DF	MDL	PQL	Results	Q	Units	Analyzed	Time	By	Analytical Batch
TPH(Gasoline)	8260TPH	1	43	100	ND		ug/Kg	06/26/17	16:02	BP	425027
(S) 4-Bromofluorobenzene	8260TPH		43.9 - 127		48.3		%	06/26/17	16:02	BP	425027



SAMPLE RESULTS

Report prepared for: Divya Bhargava
Engeo (San Ramon)

Date/Time Received: 06/22/17, 5:35 pm
Date Reported: 06/28/17

Client Sample ID:	Dup-1	Lab Sample ID:	1706189-006A
Project Name/Location:	Baker	Sample Matrix:	Soil
Project Number:	13255.000.000		
Date/Time Sampled:	06/22/17 / 14:20		
SDG:			
Tag Number:	Baker Rd		

Prep Method: 3546_TPHSG	Prep Batch Date/Time: 6/27/17 3:35:00PM
Prep Batch ID: 7745	Prep Analyst: SNARASIMHAN

Parameters:	Analysis Method	DF	MDL	PQL	Results	Q	Units	Analyzed	Time	By	Analytical Batch
TPH as Diesel (SG)	SW8015B	1	0.85	2.0	ND		mg/Kg	06/27/17	18:48	mk	425033
TPH as Motor Oil (SG)	SW8015B	1	3.2	10	ND		mg/Kg	06/27/17	18:48	mk	425033
			Acceptance Limits								
Pentacosane (S)	SW8015B		59 - 129		102		%	06/27/17	18:48	mk	425033



SAMPLE RESULTS

Report prepared for: Divya Bhargava
Engeo (San Ramon)

Date/Time Received: 06/22/17, 5:35 pm
Date Reported: 06/28/17

Client Sample ID:	Dup-1	Lab Sample ID:	1706189-006A
Project Name/Location:	Baker	Sample Matrix:	Soil
Project Number:	13255.000.000		
Date/Time Sampled:	06/22/17 / 14:20		
SDG:			
Tag Number:	Baker Rd		

Prep Method: 5035	Prep Batch Date/Time: 6/26/17 10:38:00AM
Prep Batch ID: 7755	Prep Analyst: BPATEL

Parameters:	Analysis Method	DF	MDL	PQL	Results	Q	Units	Analyzed	Time	By	Analytical Batch
Dichlorodifluoromethane	SW8260B	1	1.2	10	ND		ug/Kg	06/26/17	16:38	BP	425027
Chloromethane	SW8260B	1	1.8	10	ND		ug/Kg	06/26/17	16:38	BP	425027
Vinyl Chloride	SW8260B	1	2.0	10	ND		ug/Kg	06/26/17	16:38	BP	425027
Bromomethane	SW8260B	1	2.7	10	ND		ug/Kg	06/26/17	16:38	BP	425027
Chloroethane	SW8260B	1	3.0	10	ND		ug/Kg	06/26/17	16:38	BP	425027
Trichlorofluoromethane	SW8260B	1	2.1	10	ND		ug/Kg	06/26/17	16:38	BP	425027
1,1-Dichloroethane	SW8260B	1	2.0	10	ND		ug/Kg	06/26/17	16:38	BP	425027
Freon 113	SW8260B	1	1.9	10	ND		ug/Kg	06/26/17	16:38	BP	425027
Methylene Chloride	SW8260B	1	7.1	10	ND		ug/Kg	06/26/17	16:38	BP	425027
trans-1,2-Dichloroethene	SW8260B	1	2.1	10	ND		ug/Kg	06/26/17	16:38	BP	425027
MTBE	SW8260B	1	2.3	10	ND		ug/Kg	06/26/17	16:38	BP	425027
tert-Butanol	SW8260B	1	12	50	ND		ug/Kg	06/26/17	16:38	BP	425027
Diisopropyl ether (DIPE)	SW8260B	1	2.3	10	ND		ug/Kg	06/26/17	16:38	BP	425027
1,1-Dichloroethane	SW8260B	1	2.2	10	ND		ug/Kg	06/26/17	16:38	BP	425027
ETBE	SW8260B	1	2.3	10	ND		ug/Kg	06/26/17	16:38	BP	425027
cis-1,2-Dichloroethene	SW8260B	1	2.2	10	ND		ug/Kg	06/26/17	16:38	BP	425027
2,2-Dichloropropane	SW8260B	1	1.9	10	ND		ug/Kg	06/26/17	16:38	BP	425027
Bromochloromethane	SW8260B	1	2.3	10	ND		ug/Kg	06/26/17	16:38	BP	425027
Chloroform	SW8260B	1	2.4	10	ND		ug/Kg	06/26/17	16:38	BP	425027
Carbon Tetrachloride	SW8260B	1	2.1	10	ND		ug/Kg	06/26/17	16:38	BP	425027
1,1,1-Trichloroethane	SW8260B	1	2.1	10	ND		ug/Kg	06/26/17	16:38	BP	425027
1,1-Dichloropropene	SW8260B	1	2.0	10	ND		ug/Kg	06/26/17	16:38	BP	425027
Benzene	SW8260B	1	2.2	10	ND		ug/Kg	06/26/17	16:38	BP	425027
TAME	SW8260B	1	2.3	10	ND		ug/Kg	06/26/17	16:38	BP	425027
1,2-Dichloroethane	SW8260B	1	2.3	10	ND		ug/Kg	06/26/17	16:38	BP	425027
Trichloroethylene	SW8260B	1	1.8	10	ND		ug/Kg	06/26/17	16:38	BP	425027
Dibromomethane	SW8260B	1	1.8	10	ND		ug/Kg	06/26/17	16:38	BP	425027
1,2-Dichloropropane	SW8260B	1	1.9	10	ND		ug/Kg	06/26/17	16:38	BP	425027
Bromodichloromethane	SW8260B	1	2.0	10	ND		ug/Kg	06/26/17	16:38	BP	425027
cis-1,3-Dichloropropene	SW8260B	1	1.6	10	ND		ug/Kg	06/26/17	16:38	BP	425027
Toluene	SW8260B	1	1.8	10	ND		ug/Kg	06/26/17	16:38	BP	425027
Tetrachloroethylene	SW8260B	1	1.7	10	ND		ug/Kg	06/26/17	16:38	BP	425027
trans-1,3-Dichloropropene	SW8260B	1	1.6	10	ND		ug/Kg	06/26/17	16:38	BP	425027
1,1,2-Trichloroethane	SW8260B	1	1.8	10	ND		ug/Kg	06/26/17	16:38	BP	425027



SAMPLE RESULTS

Report prepared for: Divya Bhargava
Engeo (San Ramon)

Date/Time Received: 06/22/17, 5:35 pm
Date Reported: 06/28/17

Client Sample ID:	Dup-1	Lab Sample ID:	1706189-006A
Project Name/Location:	Baker	Sample Matrix:	Soil
Project Number:	13255.000.000		
Date/Time Sampled:	06/22/17 / 14:20		
SDG:			
Tag Number:	Baker Rd		

Prep Method: 5035	Prep Batch Date/Time: 6/26/17 10:38:00AM
Prep Batch ID: 7755	Prep Analyst: BPATEL

Parameters:	Analysis Method	DF	MDL	PQL	Results	Q	Units	Analyzed	Time	By	Analytical Batch
Dibromochloromethane	SW8260B	1	1.9	10	ND		ug/Kg	06/26/17	16:38	BP	425027
1,3-Dichloropropane	SW8260B	1	1.8	10	ND		ug/Kg	06/26/17	16:38	BP	425027
1,2-Dibromoethane	SW8260B	1	1.8	10	ND		ug/Kg	06/26/17	16:38	BP	425027
Chlorobenzene	SW8260B	1	1.8	10	ND		ug/Kg	06/26/17	16:38	BP	425027
Ethyl Benzene	SW8260B	1	1.7	10	ND		ug/Kg	06/26/17	16:38	BP	425027
1,1,1,2-Tetrachloroethane	SW8260B	1	1.9	10	ND		ug/Kg	06/26/17	16:38	BP	425027
m,p-Xylene	SW8260B	1	3.2	10	ND		ug/Kg	06/26/17	16:38	BP	425027
o-Xylene	SW8260B	1	1.7	10	ND		ug/Kg	06/26/17	16:38	BP	425027
Styrene	SW8260B	1	1.6	10	ND		ug/Kg	06/26/17	16:38	BP	425027
Bromoform	SW8260B	1	1.7	10	ND		ug/Kg	06/26/17	16:38	BP	425027
Isopropyl Benzene	SW8260B	1	1.6	10	ND		ug/Kg	06/26/17	16:38	BP	425027
n-Propylbenzene	SW8260B	1	1.6	10	ND		ug/Kg	06/26/17	16:38	BP	425027
Bromobenzene	SW8260B	1	1.8	10	ND		ug/Kg	06/26/17	16:38	BP	425027
1,1,2,2-Tetrachloroethane	SW8260B	1	1.9	10	ND		ug/Kg	06/26/17	16:38	BP	425027
2-Chlorotoluene	SW8260B	1	1.8	10	ND		ug/Kg	06/26/17	16:38	BP	425027
1,3,5-Trimethylbenzene	SW8260B	1	1.6	10	ND		ug/Kg	06/26/17	16:38	BP	425027
1,2,3-Trichloropropane	SW8260B	1	1.9	10	ND		ug/Kg	06/26/17	16:38	BP	425027
4-Chlorotoluene	SW8260B	1	1.6	10	ND		ug/Kg	06/26/17	16:38	BP	425027
tert-Butylbenzene	SW8260B	1	1.6	10	ND		ug/Kg	06/26/17	16:38	BP	425027
1,2,4-Trimethylbenzene	SW8260B	1	1.4	10	ND		ug/Kg	06/26/17	16:38	BP	425027
sec-Butyl Benzene	SW8260B	1	1.6	10	ND		ug/Kg	06/26/17	16:38	BP	425027
p-Isopropyltoluene	SW8260B	1	1.5	10	ND		ug/Kg	06/26/17	16:38	BP	425027
1,3-Dichlorobenzene	SW8260B	1	1.7	10	ND		ug/Kg	06/26/17	16:38	BP	425027
1,4-Dichlorobenzene	SW8260B	1	1.7	10	ND		ug/Kg	06/26/17	16:38	BP	425027
n-Butylbenzene	SW8260B	1	1.5	10	ND		ug/Kg	06/26/17	16:38	BP	425027
1,2-Dichlorobenzene	SW8260B	1	1.8	10	ND		ug/Kg	06/26/17	16:38	BP	425027
1,2-Dibromo-3-Chloropropane	SW8260B	1	1.8	10	ND		ug/Kg	06/26/17	16:38	BP	425027
Hexachlorobutadiene	SW8260B	1	1.4	10	ND		ug/Kg	06/26/17	16:38	BP	425027
1,2,4-Trichlorobenzene	SW8260B	1	1.5	10	ND		ug/Kg	06/26/17	16:38	BP	425027
Naphthalene	SW8260B	1	1.7	10	ND		ug/Kg	06/26/17	16:38	BP	425027
1,2,3-Trichlorobenzene	SW8260B	1	1.7	10	ND		ug/Kg	06/26/17	16:38	BP	425027
2-Butanone (MEK)	SW8260B	1	2.3	10	ND		ug/Kg	06/26/17	16:38	BP	425027
(S) Dibromofluoromethane	SW8260B		59.8 - 148		93.8		%	06/26/17	16:38	BP	425027
(S) Toluene-d8	SW8260B		55.2 - 133		119		%	06/26/17	16:38	BP	425027



SAMPLE RESULTS

Report prepared for: Divya Bhargava
 Engeo (San Ramon)

Date/Time Received: 06/22/17, 5:35 pm
Date Reported: 06/28/17

Client Sample ID:	Dup-1	Lab Sample ID:	1706189-006A
Project Name/Location:	Baker	Sample Matrix:	Soil
Project Number:	13255.000.000		
Date/Time Sampled:	06/22/17 / 14:20		
SDG:			
Tag Number:	Baker Rd		

Prep Method: 5035	Prep Batch Date/Time: 6/26/17	10:38:00AM
Prep Batch ID: 7755	Prep Analyst: BPATEL	

Parameters:	Analysis Method	DF	MDL	PQL	Results	Q	Units	Analyzed	Time	By	Analytical Batch
(S) 4-Bromofluorobenzene	SW8260B		55.8 - 141		117		%	06/26/17	16:38	BP	425027



SAMPLE RESULTS

Report prepared for: Divya Bhargava
Engeo (San Ramon)

Date/Time Received: 06/22/17, 5:35 pm
Date Reported: 06/28/17

Client Sample ID:	Dup-1	Lab Sample ID:	1706189-006A
Project Name/Location:	Baker	Sample Matrix:	Soil
Project Number:	13255.000.000		
Date/Time Sampled:	06/22/17 / 14:20		
SDG:			
Tag Number:	Baker Rd		

Prep Method: 5035GRO	Prep Batch Date/Time: 6/26/17	10:38:00AM
Prep Batch ID: 7756	Prep Analyst: BPATEL	

Parameters:	Analysis Method	DF	MDL	PQL	Results	Q	Units	Analyzed	Time	By	Analytical Batch
TPH(Gasoline)	8260TPH	1	43	100	ND		ug/Kg	06/26/17	16:38	BP	425027
(S) 4-Bromofluorobenzene	8260TPH		43.9 - 127		46.0		%	06/26/17	16:38	BP	425027



SAMPLE RESULTS

Report prepared for: Divya Bhargava
Engeo (San Ramon)

Date/Time Received: 06/22/17, 5:35 pm
Date Reported: 06/28/17

Client Sample ID:	B-17 @4.5'-5'	Lab Sample ID:	1706189-007A
Project Name/Location:	Baker	Sample Matrix:	Soil
Project Number:	13255.000.000		
Date/Time Sampled:	06/22/17 / 14:25		
SDG:			
Tag Number:	Baker Rd		

Prep Method: 3546_TPHSG	Prep Batch Date/Time: 6/27/17	3:35:00PM
Prep Batch ID: 7745	Prep Analyst: SNARASIMHAN	

Parameters:	Analysis Method	DF	MDL	PQL	Results	Q	Units	Analyzed	Time	By	Analytical Batch
TPH as Diesel (SG)	SW8015B	1	0.85	2.0	ND		mg/Kg	06/27/17	19:10	mk	425033
TPH as Motor Oil (SG)	SW8015B	1	3.2	10	ND		mg/Kg	06/27/17	19:10	mk	425033
			Acceptance Limits								
Pentacosane (S)	SW8015B		59 - 129		97.2		%	06/27/17	19:10	mk	425033



SAMPLE RESULTS

Report prepared for: Divya Bhargava
Engeo (San Ramon)

Date/Time Received: 06/22/17, 5:35 pm
Date Reported: 06/28/17

Client Sample ID:	B-17 @4.5'-5'	Lab Sample ID:	1706189-007A
Project Name/Location:	Baker	Sample Matrix:	Soil
Project Number:	13255.000.000		
Date/Time Sampled:	06/22/17 / 14:25		
SDG:			
Tag Number:	Baker Rd		

Prep Method: 5035	Prep Batch Date/Time: 6/26/17 10:38:00AM
Prep Batch ID: 7755	Prep Analyst: BPATEL

Parameters:	Analysis Method	DF	MDL	PQL	Results	Q	Units	Analyzed	Time	By	Analytical Batch
Dichlorodifluoromethane	SW8260B	1	1.2	10	ND		ug/Kg	06/26/17	17:14	BP	425027
Chloromethane	SW8260B	1	1.8	10	ND		ug/Kg	06/26/17	17:14	BP	425027
Vinyl Chloride	SW8260B	1	2.0	10	ND		ug/Kg	06/26/17	17:14	BP	425027
Bromomethane	SW8260B	1	2.7	10	ND		ug/Kg	06/26/17	17:14	BP	425027
Chloroethane	SW8260B	1	3.0	10	ND		ug/Kg	06/26/17	17:14	BP	425027
Trichlorofluoromethane	SW8260B	1	2.1	10	ND		ug/Kg	06/26/17	17:14	BP	425027
1,1-Dichloroethane	SW8260B	1	2.0	10	ND		ug/Kg	06/26/17	17:14	BP	425027
Freon 113	SW8260B	1	1.9	10	ND		ug/Kg	06/26/17	17:14	BP	425027
Methylene Chloride	SW8260B	1	7.1	10	ND		ug/Kg	06/26/17	17:14	BP	425027
trans-1,2-Dichloroethene	SW8260B	1	2.1	10	ND		ug/Kg	06/26/17	17:14	BP	425027
MTBE	SW8260B	1	2.3	10	ND		ug/Kg	06/26/17	17:14	BP	425027
tert-Butanol	SW8260B	1	12	50	ND		ug/Kg	06/26/17	17:14	BP	425027
Diisopropyl ether (DIPE)	SW8260B	1	2.3	10	ND		ug/Kg	06/26/17	17:14	BP	425027
1,1-Dichloroethane	SW8260B	1	2.2	10	ND		ug/Kg	06/26/17	17:14	BP	425027
ETBE	SW8260B	1	2.3	10	ND		ug/Kg	06/26/17	17:14	BP	425027
cis-1,2-Dichloroethane	SW8260B	1	2.2	10	ND		ug/Kg	06/26/17	17:14	BP	425027
2,2-Dichloropropane	SW8260B	1	1.9	10	ND		ug/Kg	06/26/17	17:14	BP	425027
Bromochloromethane	SW8260B	1	2.3	10	ND		ug/Kg	06/26/17	17:14	BP	425027
Chloroform	SW8260B	1	2.4	10	ND		ug/Kg	06/26/17	17:14	BP	425027
Carbon Tetrachloride	SW8260B	1	2.1	10	ND		ug/Kg	06/26/17	17:14	BP	425027
1,1,1-Trichloroethane	SW8260B	1	2.1	10	ND		ug/Kg	06/26/17	17:14	BP	425027
1,1-Dichloropropene	SW8260B	1	2.0	10	ND		ug/Kg	06/26/17	17:14	BP	425027
Benzene	SW8260B	1	2.2	10	ND		ug/Kg	06/26/17	17:14	BP	425027
TAME	SW8260B	1	2.3	10	ND		ug/Kg	06/26/17	17:14	BP	425027
1,2-Dichloroethane	SW8260B	1	2.3	10	ND		ug/Kg	06/26/17	17:14	BP	425027
Trichloroethylene	SW8260B	1	1.8	10	ND		ug/Kg	06/26/17	17:14	BP	425027
Dibromomethane	SW8260B	1	1.8	10	ND		ug/Kg	06/26/17	17:14	BP	425027
1,2-Dichloropropane	SW8260B	1	1.9	10	ND		ug/Kg	06/26/17	17:14	BP	425027
Bromodichloromethane	SW8260B	1	2.0	10	ND		ug/Kg	06/26/17	17:14	BP	425027
cis-1,3-Dichloropropene	SW8260B	1	1.6	10	ND		ug/Kg	06/26/17	17:14	BP	425027
Toluene	SW8260B	1	1.8	10	ND		ug/Kg	06/26/17	17:14	BP	425027
Tetrachloroethylene	SW8260B	1	1.7	10	ND		ug/Kg	06/26/17	17:14	BP	425027
trans-1,3-Dichloropropene	SW8260B	1	1.6	10	ND		ug/Kg	06/26/17	17:14	BP	425027
1,1,2-Trichloroethane	SW8260B	1	1.8	10	ND		ug/Kg	06/26/17	17:14	BP	425027



SAMPLE RESULTS

Report prepared for: Divya Bhargava
Engeo (San Ramon)

Date/Time Received: 06/22/17, 5:35 pm
Date Reported: 06/28/17

Client Sample ID:	B-17 @4.5'-5'	Lab Sample ID:	1706189-007A
Project Name/Location:	Baker	Sample Matrix:	Soil
Project Number:	13255.000.000		
Date/Time Sampled:	06/22/17 / 14:25		
SDG:			
Tag Number:	Baker Rd		

Prep Method: 5035	Prep Batch Date/Time: 6/26/17 10:38:00AM
Prep Batch ID: 7755	Prep Analyst: BPATEL

Parameters:	Analysis Method	DF	MDL	PQL	Results	Q	Units	Analyzed	Time	By	Analytical Batch
Dibromochloromethane	SW8260B	1	1.9	10	ND		ug/Kg	06/26/17	17:14	BP	425027
1,3-Dichloropropane	SW8260B	1	1.8	10	ND		ug/Kg	06/26/17	17:14	BP	425027
1,2-Dibromoethane	SW8260B	1	1.8	10	ND		ug/Kg	06/26/17	17:14	BP	425027
Chlorobenzene	SW8260B	1	1.8	10	ND		ug/Kg	06/26/17	17:14	BP	425027
Ethyl Benzene	SW8260B	1	1.7	10	ND		ug/Kg	06/26/17	17:14	BP	425027
1,1,1,2-Tetrachloroethane	SW8260B	1	1.9	10	ND		ug/Kg	06/26/17	17:14	BP	425027
m,p-Xylene	SW8260B	1	3.2	10	ND		ug/Kg	06/26/17	17:14	BP	425027
o-Xylene	SW8260B	1	1.7	10	ND		ug/Kg	06/26/17	17:14	BP	425027
Styrene	SW8260B	1	1.6	10	ND		ug/Kg	06/26/17	17:14	BP	425027
Bromoform	SW8260B	1	1.7	10	ND		ug/Kg	06/26/17	17:14	BP	425027
Isopropyl Benzene	SW8260B	1	1.6	10	ND		ug/Kg	06/26/17	17:14	BP	425027
n-Propylbenzene	SW8260B	1	1.6	10	ND		ug/Kg	06/26/17	17:14	BP	425027
Bromobenzene	SW8260B	1	1.8	10	ND		ug/Kg	06/26/17	17:14	BP	425027
1,1,2,2-Tetrachloroethane	SW8260B	1	1.9	10	ND		ug/Kg	06/26/17	17:14	BP	425027
2-Chlorotoluene	SW8260B	1	1.8	10	ND		ug/Kg	06/26/17	17:14	BP	425027
1,3,5-Trimethylbenzene	SW8260B	1	1.6	10	ND		ug/Kg	06/26/17	17:14	BP	425027
1,2,3-Trichloropropane	SW8260B	1	1.9	10	ND		ug/Kg	06/26/17	17:14	BP	425027
4-Chlorotoluene	SW8260B	1	1.6	10	ND		ug/Kg	06/26/17	17:14	BP	425027
tert-Butylbenzene	SW8260B	1	1.6	10	ND		ug/Kg	06/26/17	17:14	BP	425027
1,2,4-Trimethylbenzene	SW8260B	1	1.4	10	ND		ug/Kg	06/26/17	17:14	BP	425027
sec-Butyl Benzene	SW8260B	1	1.6	10	ND		ug/Kg	06/26/17	17:14	BP	425027
p-Isopropyltoluene	SW8260B	1	1.5	10	ND		ug/Kg	06/26/17	17:14	BP	425027
1,3-Dichlorobenzene	SW8260B	1	1.7	10	ND		ug/Kg	06/26/17	17:14	BP	425027
1,4-Dichlorobenzene	SW8260B	1	1.7	10	ND		ug/Kg	06/26/17	17:14	BP	425027
n-Butylbenzene	SW8260B	1	1.5	10	ND		ug/Kg	06/26/17	17:14	BP	425027
1,2-Dichlorobenzene	SW8260B	1	1.8	10	ND		ug/Kg	06/26/17	17:14	BP	425027
1,2-Dibromo-3-Chloropropane	SW8260B	1	1.8	10	ND		ug/Kg	06/26/17	17:14	BP	425027
Hexachlorobutadiene	SW8260B	1	1.4	10	ND		ug/Kg	06/26/17	17:14	BP	425027
1,2,4-Trichlorobenzene	SW8260B	1	1.5	10	ND		ug/Kg	06/26/17	17:14	BP	425027
Naphthalene	SW8260B	1	1.7	10	ND		ug/Kg	06/26/17	17:14	BP	425027
1,2,3-Trichlorobenzene	SW8260B	1	1.7	10	ND		ug/Kg	06/26/17	17:14	BP	425027
2-Butanone (MEK)	SW8260B	1	2.3	10	ND		ug/Kg	06/26/17	17:14	BP	425027
(S) Dibromofluoromethane	SW8260B		59.8 - 148		94.7		%	06/26/17	17:14	BP	425027
(S) Toluene-d8	SW8260B		55.2 - 133		117		%	06/26/17	17:14	BP	425027



SAMPLE RESULTS

Report prepared for: Divya Bhargava
 Engeo (San Ramon)

Date/Time Received: 06/22/17, 5:35 pm
Date Reported: 06/28/17

Client Sample ID:	B-17 @4.5'-5'	Lab Sample ID:	1706189-007A
Project Name/Location:	Baker	Sample Matrix:	Soil
Project Number:	13255.000.000		
Date/Time Sampled:	06/22/17 / 14:25		
SDG:			
Tag Number:	Baker Rd		

Prep Method: 5035	Prep Batch Date/Time: 6/26/17	10:38:00AM
Prep Batch ID: 7755	Prep Analyst: BPATEL	

Parameters:	Analysis Method	DF	MDL	PQL	Results	Q	Units	Analyzed	Time	By	Analytical Batch
(S) 4-Bromofluorobenzene	SW8260B		55.8 - 141		122		%	06/26/17	17:14	BP	425027



SAMPLE RESULTS

Report prepared for: Divya Bhargava
 Engeo (San Ramon)

Date/Time Received: 06/22/17, 5:35 pm
Date Reported: 06/28/17

Client Sample ID:	B-17 @4.5'-5'	Lab Sample ID:	1706189-007A
Project Name/Location:	Baker	Sample Matrix:	Soil
Project Number:	13255.000.000		
Date/Time Sampled:	06/22/17 / 14:25		
SDG:			
Tag Number:	Baker Rd		

Prep Method: 5035GRO	Prep Batch Date/Time: 6/26/17	10:38:00AM
Prep Batch ID: 7756	Prep Analyst: BPATEL	

Parameters:	Analysis Method	DF	MDL	PQL	Results	Q	Units	Analyzed	Time	By	Analytical Batch
TPH(Gasoline)	8260TPH	1	43	100	ND		ug/Kg	06/26/17	17:14	BP	425027
(S) 4-Bromofluorobenzene	8260TPH		43.9 - 127		48.0		%	06/26/17	17:14	BP	425027



SAMPLE RESULTS

Report prepared for: Divya Bhargava
Engeo (San Ramon)

Date/Time Received: 06/22/17, 5:35 pm
Date Reported: 06/28/17

Client Sample ID:	B-21 @4.5'-5'	Lab Sample ID:	1706189-008A
Project Name/Location:	Baker	Sample Matrix:	Soil
Project Number:	13255.000.000		
Date/Time Sampled:	06/22/17 / 14:40		
SDG:			
Tag Number:	Baker Rd		

Prep Method: 3546_TPHSG	Prep Batch Date/Time: 6/27/17	3:35:00PM
Prep Batch ID: 7745	Prep Analyst: SNARASIMHAN	

Parameters:	Analysis Method	DF	MDL	PQL	Results	Q	Units	Analyzed	Time	By	Analytical Batch
TPH as Diesel (SG)	SW8015B	1	0.85	2.0	ND		mg/Kg	06/27/17	19:55	mk	425033
TPH as Motor Oil (SG)	SW8015B	1	3.2	10	ND		mg/Kg	06/27/17	19:55	mk	425033
			Acceptance Limits								
Pentacosane (S)	SW8015B		59 - 129		99.5		%	06/27/17	19:55	mk	425033



SAMPLE RESULTS

Report prepared for: Divya Bhargava
Engeo (San Ramon)

Date/Time Received: 06/22/17, 5:35 pm
Date Reported: 06/28/17

Client Sample ID:	B-21 @4.5'-5'	Lab Sample ID:	1706189-008A
Project Name/Location:	Baker	Sample Matrix:	Soil
Project Number:	13255.000.000		
Date/Time Sampled:	06/22/17 / 14:40		
SDG:			
Tag Number:	Baker Rd		

Prep Method: 5035	Prep Batch Date/Time: 6/26/17 10:38:00AM
Prep Batch ID: 7755	Prep Analyst: BPATEL

Parameters:	Analysis Method	DF	MDL	PQL	Results	Q	Units	Analyzed	Time	By	Analytical Batch
Dichlorodifluoromethane	SW8260B	1	1.2	10	ND		ug/Kg	06/26/17	17:51	BP	425027
Chloromethane	SW8260B	1	1.8	10	ND		ug/Kg	06/26/17	17:51	BP	425027
Vinyl Chloride	SW8260B	1	2.0	10	ND		ug/Kg	06/26/17	17:51	BP	425027
Bromomethane	SW8260B	1	2.7	10	ND		ug/Kg	06/26/17	17:51	BP	425027
Chloroethane	SW8260B	1	3.0	10	ND		ug/Kg	06/26/17	17:51	BP	425027
Trichlorofluoromethane	SW8260B	1	2.1	10	ND		ug/Kg	06/26/17	17:51	BP	425027
1,1-Dichloroethane	SW8260B	1	2.0	10	ND		ug/Kg	06/26/17	17:51	BP	425027
Freon 113	SW8260B	1	1.9	10	ND		ug/Kg	06/26/17	17:51	BP	425027
Methylene Chloride	SW8260B	1	7.1	10	ND		ug/Kg	06/26/17	17:51	BP	425027
trans-1,2-Dichloroethene	SW8260B	1	2.1	10	ND		ug/Kg	06/26/17	17:51	BP	425027
MTBE	SW8260B	1	2.3	10	ND		ug/Kg	06/26/17	17:51	BP	425027
tert-Butanol	SW8260B	1	12	50	ND		ug/Kg	06/26/17	17:51	BP	425027
Diisopropyl ether (DIPE)	SW8260B	1	2.3	10	ND		ug/Kg	06/26/17	17:51	BP	425027
1,1-Dichloroethane	SW8260B	1	2.2	10	ND		ug/Kg	06/26/17	17:51	BP	425027
ETBE	SW8260B	1	2.3	10	ND		ug/Kg	06/26/17	17:51	BP	425027
cis-1,2-Dichloroethene	SW8260B	1	2.2	10	ND		ug/Kg	06/26/17	17:51	BP	425027
2,2-Dichloropropane	SW8260B	1	1.9	10	ND		ug/Kg	06/26/17	17:51	BP	425027
Bromochloromethane	SW8260B	1	2.3	10	ND		ug/Kg	06/26/17	17:51	BP	425027
Chloroform	SW8260B	1	2.4	10	ND		ug/Kg	06/26/17	17:51	BP	425027
Carbon Tetrachloride	SW8260B	1	2.1	10	ND		ug/Kg	06/26/17	17:51	BP	425027
1,1,1-Trichloroethane	SW8260B	1	2.1	10	ND		ug/Kg	06/26/17	17:51	BP	425027
1,1-Dichloropropene	SW8260B	1	2.0	10	ND		ug/Kg	06/26/17	17:51	BP	425027
Benzene	SW8260B	1	2.2	10	ND		ug/Kg	06/26/17	17:51	BP	425027
TAME	SW8260B	1	2.3	10	ND		ug/Kg	06/26/17	17:51	BP	425027
1,2-Dichloroethane	SW8260B	1	2.3	10	ND		ug/Kg	06/26/17	17:51	BP	425027
Trichloroethylene	SW8260B	1	1.8	10	ND		ug/Kg	06/26/17	17:51	BP	425027
Dibromomethane	SW8260B	1	1.8	10	ND		ug/Kg	06/26/17	17:51	BP	425027
1,2-Dichloropropane	SW8260B	1	1.9	10	ND		ug/Kg	06/26/17	17:51	BP	425027
Bromodichloromethane	SW8260B	1	2.0	10	ND		ug/Kg	06/26/17	17:51	BP	425027
cis-1,3-Dichloropropene	SW8260B	1	1.6	10	ND		ug/Kg	06/26/17	17:51	BP	425027
Toluene	SW8260B	1	1.8	10	ND		ug/Kg	06/26/17	17:51	BP	425027
Tetrachloroethylene	SW8260B	1	1.7	10	ND		ug/Kg	06/26/17	17:51	BP	425027
trans-1,3-Dichloropropene	SW8260B	1	1.6	10	ND		ug/Kg	06/26/17	17:51	BP	425027
1,1,2-Trichloroethane	SW8260B	1	1.8	10	ND		ug/Kg	06/26/17	17:51	BP	425027



SAMPLE RESULTS

Report prepared for: Divya Bhargava
Engeo (San Ramon)

Date/Time Received: 06/22/17, 5:35 pm
Date Reported: 06/28/17

Client Sample ID:	B-21 @4.5'-5'	Lab Sample ID:	1706189-008A
Project Name/Location:	Baker	Sample Matrix:	Soil
Project Number:	13255.000.000		
Date/Time Sampled:	06/22/17 / 14:40		
SDG:			
Tag Number:	Baker Rd		

Prep Method: 5035	Prep Batch Date/Time: 6/26/17 10:38:00AM
Prep Batch ID: 7755	Prep Analyst: BPATEL

Parameters:	Analysis Method	DF	MDL	PQL	Results	Q	Units	Analyzed	Time	By	Analytical Batch
Dibromochloromethane	SW8260B	1	1.9	10	ND		ug/Kg	06/26/17	17:51	BP	425027
1,3-Dichloropropane	SW8260B	1	1.8	10	ND		ug/Kg	06/26/17	17:51	BP	425027
1,2-Dibromoethane	SW8260B	1	1.8	10	ND		ug/Kg	06/26/17	17:51	BP	425027
Chlorobenzene	SW8260B	1	1.8	10	ND		ug/Kg	06/26/17	17:51	BP	425027
Ethyl Benzene	SW8260B	1	1.7	10	ND		ug/Kg	06/26/17	17:51	BP	425027
1,1,1,2-Tetrachloroethane	SW8260B	1	1.9	10	ND		ug/Kg	06/26/17	17:51	BP	425027
m,p-Xylene	SW8260B	1	3.2	10	ND		ug/Kg	06/26/17	17:51	BP	425027
o-Xylene	SW8260B	1	1.7	10	ND		ug/Kg	06/26/17	17:51	BP	425027
Styrene	SW8260B	1	1.6	10	ND		ug/Kg	06/26/17	17:51	BP	425027
Bromoform	SW8260B	1	1.7	10	ND		ug/Kg	06/26/17	17:51	BP	425027
Isopropyl Benzene	SW8260B	1	1.6	10	ND		ug/Kg	06/26/17	17:51	BP	425027
n-Propylbenzene	SW8260B	1	1.6	10	ND		ug/Kg	06/26/17	17:51	BP	425027
Bromobenzene	SW8260B	1	1.8	10	ND		ug/Kg	06/26/17	17:51	BP	425027
1,1,2,2-Tetrachloroethane	SW8260B	1	1.9	10	ND		ug/Kg	06/26/17	17:51	BP	425027
2-Chlorotoluene	SW8260B	1	1.8	10	ND		ug/Kg	06/26/17	17:51	BP	425027
1,3,5-Trimethylbenzene	SW8260B	1	1.6	10	ND		ug/Kg	06/26/17	17:51	BP	425027
1,2,3-Trichloropropane	SW8260B	1	1.9	10	ND		ug/Kg	06/26/17	17:51	BP	425027
4-Chlorotoluene	SW8260B	1	1.6	10	ND		ug/Kg	06/26/17	17:51	BP	425027
tert-Butylbenzene	SW8260B	1	1.6	10	ND		ug/Kg	06/26/17	17:51	BP	425027
1,2,4-Trimethylbenzene	SW8260B	1	1.4	10	ND		ug/Kg	06/26/17	17:51	BP	425027
sec-Butyl Benzene	SW8260B	1	1.6	10	ND		ug/Kg	06/26/17	17:51	BP	425027
p-Isopropyltoluene	SW8260B	1	1.5	10	ND		ug/Kg	06/26/17	17:51	BP	425027
1,3-Dichlorobenzene	SW8260B	1	1.7	10	ND		ug/Kg	06/26/17	17:51	BP	425027
1,4-Dichlorobenzene	SW8260B	1	1.7	10	ND		ug/Kg	06/26/17	17:51	BP	425027
n-Butylbenzene	SW8260B	1	1.5	10	ND		ug/Kg	06/26/17	17:51	BP	425027
1,2-Dichlorobenzene	SW8260B	1	1.8	10	ND		ug/Kg	06/26/17	17:51	BP	425027
1,2-Dibromo-3-Chloropropane	SW8260B	1	1.8	10	ND		ug/Kg	06/26/17	17:51	BP	425027
Hexachlorobutadiene	SW8260B	1	1.4	10	ND		ug/Kg	06/26/17	17:51	BP	425027
1,2,4-Trichlorobenzene	SW8260B	1	1.5	10	ND		ug/Kg	06/26/17	17:51	BP	425027
Naphthalene	SW8260B	1	1.7	10	ND		ug/Kg	06/26/17	17:51	BP	425027
1,2,3-Trichlorobenzene	SW8260B	1	1.7	10	ND		ug/Kg	06/26/17	17:51	BP	425027
2-Butanone (MEK)	SW8260B	1	2.3	10	ND		ug/Kg	06/26/17	17:51	BP	425027
(S) Dibromofluoromethane	SW8260B		59.8 - 148		95.7		%	06/26/17	17:51	BP	425027
(S) Toluene-d8	SW8260B		55.2 - 133		118		%	06/26/17	17:51	BP	425027



SAMPLE RESULTS

Report prepared for: Divya Bhargava
 Engeo (San Ramon)

Date/Time Received: 06/22/17, 5:35 pm
Date Reported: 06/28/17

Client Sample ID:	B-21 @4.5'-5'	Lab Sample ID:	1706189-008A
Project Name/Location:	Baker	Sample Matrix:	Soil
Project Number:	13255.000.000		
Date/Time Sampled:	06/22/17 / 14:40		
SDG:			
Tag Number:	Baker Rd		

Prep Method: 5035	Prep Batch Date/Time: 6/26/17	10:38:00AM
Prep Batch ID: 7755	Prep Analyst: BPATEL	

Parameters:	Analysis Method	DF	MDL	PQL	Results	Q	Units	Analyzed	Time	By	Analytical Batch
(S) 4-Bromofluorobenzene	SW8260B		55.8 - 141		121		%	06/26/17	17:51	BP	425027



SAMPLE RESULTS

Report prepared for: Divya Bhargava
Engeo (San Ramon)

Date/Time Received: 06/22/17, 5:35 pm
Date Reported: 06/28/17

Client Sample ID:	B-21 @4.5'-5'	Lab Sample ID:	1706189-008A
Project Name/Location:	Baker	Sample Matrix:	Soil
Project Number:	13255.000.000		
Date/Time Sampled:	06/22/17 / 14:40		
SDG:			
Tag Number:	Baker Rd		

Prep Method: 5035GRO	Prep Batch Date/Time: 6/26/17	10:38:00AM
Prep Batch ID: 7756	Prep Analyst: BPATEL	

Parameters:	Analysis Method	DF	MDL	PQL	Results	Q	Units	Analyzed	Time	By	Analytical Batch
TPH(Gasoline)	8260TPH	1	43	100	ND		ug/Kg	06/26/17	17:51	BP	425027
(S) 4-Bromofluorobenzene	8260TPH		43.9 - 127		47.0		%	06/26/17	17:51	BP	425027



SAMPLE RESULTS

Report prepared for: Divya Bhargava
Engeo (San Ramon)

Date/Time Received: 06/22/17, 5:35 pm
Date Reported: 06/28/17

Client Sample ID:	Dup-2	Lab Sample ID:	1706189-009A
Project Name/Location:	Baker	Sample Matrix:	Soil
Project Number:	13255.000.000		
Date/Time Sampled:	06/22/17 / 14:35		
SDG:			
Tag Number:	Baker Rd		

Prep Method: 3546_TPHSG	Prep Batch Date/Time: 6/27/17 3:35:00PM
Prep Batch ID: 7745	Prep Analyst: SNARASIMHAN

Parameters:	Analysis Method	DF	MDL	PQL	Results	Q	Units	Analyzed	Time	By	Analytical Batch
TPH as Diesel (SG)	SW8015B	1	0.85	2.0	ND		mg/Kg	06/27/17	21:26	mk	425033
TPH as Motor Oil (SG)	SW8015B	1	3.2	10	ND		mg/Kg	06/27/17	21:26	mk	425033
			Acceptance Limits								
Pentacosane (S)	SW8015B		59 - 129		99.0		%	06/27/17	21:26	mk	425033



SAMPLE RESULTS

Report prepared for: Divya Bhargava
Engeo (San Ramon)

Date/Time Received: 06/22/17, 5:35 pm
Date Reported: 06/28/17

Client Sample ID:	Dup-2	Lab Sample ID:	1706189-009A
Project Name/Location:	Baker	Sample Matrix:	Soil
Project Number:	13255.000.000		
Date/Time Sampled:	06/22/17 / 14:35		
SDG:			
Tag Number:	Baker Rd		

Prep Method: 5035	Prep Batch Date/Time: 6/26/17 10:38:00AM
Prep Batch ID: 7755	Prep Analyst: BPATEL

Parameters:	Analysis Method	DF	MDL	PQL	Results	Q	Units	Analyzed	Time	By	Analytical Batch
Dichlorodifluoromethane	SW8260B	1	1.2	10	ND		ug/Kg	06/26/17	18:27	BP	425027
Chloromethane	SW8260B	1	1.8	10	ND		ug/Kg	06/26/17	18:27	BP	425027
Vinyl Chloride	SW8260B	1	2.0	10	ND		ug/Kg	06/26/17	18:27	BP	425027
Bromomethane	SW8260B	1	2.7	10	ND		ug/Kg	06/26/17	18:27	BP	425027
Chloroethane	SW8260B	1	3.0	10	ND		ug/Kg	06/26/17	18:27	BP	425027
Trichlorofluoromethane	SW8260B	1	2.1	10	ND		ug/Kg	06/26/17	18:27	BP	425027
1,1-Dichloroethane	SW8260B	1	2.0	10	ND		ug/Kg	06/26/17	18:27	BP	425027
Freon 113	SW8260B	1	1.9	10	ND		ug/Kg	06/26/17	18:27	BP	425027
Methylene Chloride	SW8260B	1	7.1	10	ND		ug/Kg	06/26/17	18:27	BP	425027
trans-1,2-Dichloroethene	SW8260B	1	2.1	10	ND		ug/Kg	06/26/17	18:27	BP	425027
MTBE	SW8260B	1	2.3	10	ND		ug/Kg	06/26/17	18:27	BP	425027
tert-Butanol	SW8260B	1	12	50	ND		ug/Kg	06/26/17	18:27	BP	425027
Diisopropyl ether (DIPE)	SW8260B	1	2.3	10	ND		ug/Kg	06/26/17	18:27	BP	425027
1,1-Dichloroethane	SW8260B	1	2.2	10	ND		ug/Kg	06/26/17	18:27	BP	425027
ETBE	SW8260B	1	2.3	10	ND		ug/Kg	06/26/17	18:27	BP	425027
cis-1,2-Dichloroethene	SW8260B	1	2.2	10	ND		ug/Kg	06/26/17	18:27	BP	425027
2,2-Dichloropropane	SW8260B	1	1.9	10	ND		ug/Kg	06/26/17	18:27	BP	425027
Bromochloromethane	SW8260B	1	2.3	10	ND		ug/Kg	06/26/17	18:27	BP	425027
Chloroform	SW8260B	1	2.4	10	ND		ug/Kg	06/26/17	18:27	BP	425027
Carbon Tetrachloride	SW8260B	1	2.1	10	ND		ug/Kg	06/26/17	18:27	BP	425027
1,1,1-Trichloroethane	SW8260B	1	2.1	10	ND		ug/Kg	06/26/17	18:27	BP	425027
1,1-Dichloropropene	SW8260B	1	2.0	10	ND		ug/Kg	06/26/17	18:27	BP	425027
Benzene	SW8260B	1	2.2	10	ND		ug/Kg	06/26/17	18:27	BP	425027
TAME	SW8260B	1	2.3	10	ND		ug/Kg	06/26/17	18:27	BP	425027
1,2-Dichloroethane	SW8260B	1	2.3	10	ND		ug/Kg	06/26/17	18:27	BP	425027
Trichloroethylene	SW8260B	1	1.8	10	ND		ug/Kg	06/26/17	18:27	BP	425027
Dibromomethane	SW8260B	1	1.8	10	ND		ug/Kg	06/26/17	18:27	BP	425027
1,2-Dichloropropane	SW8260B	1	1.9	10	ND		ug/Kg	06/26/17	18:27	BP	425027
Bromodichloromethane	SW8260B	1	2.0	10	ND		ug/Kg	06/26/17	18:27	BP	425027
cis-1,3-Dichloropropene	SW8260B	1	1.6	10	ND		ug/Kg	06/26/17	18:27	BP	425027
Toluene	SW8260B	1	1.8	10	ND		ug/Kg	06/26/17	18:27	BP	425027
Tetrachloroethylene	SW8260B	1	1.7	10	ND		ug/Kg	06/26/17	18:27	BP	425027
trans-1,3-Dichloropropene	SW8260B	1	1.6	10	ND		ug/Kg	06/26/17	18:27	BP	425027
1,1,2-Trichloroethane	SW8260B	1	1.8	10	ND		ug/Kg	06/26/17	18:27	BP	425027



SAMPLE RESULTS

Report prepared for: Divya Bhargava
Engeo (San Ramon)

Date/Time Received: 06/22/17, 5:35 pm
Date Reported: 06/28/17

Client Sample ID:	Dup-2	Lab Sample ID:	1706189-009A
Project Name/Location:	Baker	Sample Matrix:	Soil
Project Number:	13255.000.000		
Date/Time Sampled:	06/22/17 / 14:35		
SDG:			
Tag Number:	Baker Rd		

Prep Method: 5035	Prep Batch Date/Time: 6/26/17 10:38:00AM
Prep Batch ID: 7755	Prep Analyst: BPATEL

Parameters:	Analysis Method	DF	MDL	PQL	Results	Q	Units	Analyzed	Time	By	Analytical Batch
Dibromochloromethane	SW8260B	1	1.9	10	ND		ug/Kg	06/26/17	18:27	BP	425027
1,3-Dichloropropane	SW8260B	1	1.8	10	ND		ug/Kg	06/26/17	18:27	BP	425027
1,2-Dibromoethane	SW8260B	1	1.8	10	ND		ug/Kg	06/26/17	18:27	BP	425027
Chlorobenzene	SW8260B	1	1.8	10	ND		ug/Kg	06/26/17	18:27	BP	425027
Ethyl Benzene	SW8260B	1	1.7	10	ND		ug/Kg	06/26/17	18:27	BP	425027
1,1,1,2-Tetrachloroethane	SW8260B	1	1.9	10	ND		ug/Kg	06/26/17	18:27	BP	425027
m,p-Xylene	SW8260B	1	3.2	10	ND		ug/Kg	06/26/17	18:27	BP	425027
o-Xylene	SW8260B	1	1.7	10	ND		ug/Kg	06/26/17	18:27	BP	425027
Styrene	SW8260B	1	1.6	10	ND		ug/Kg	06/26/17	18:27	BP	425027
Bromoform	SW8260B	1	1.7	10	ND		ug/Kg	06/26/17	18:27	BP	425027
Isopropyl Benzene	SW8260B	1	1.6	10	ND		ug/Kg	06/26/17	18:27	BP	425027
n-Propylbenzene	SW8260B	1	1.6	10	ND		ug/Kg	06/26/17	18:27	BP	425027
Bromobenzene	SW8260B	1	1.8	10	ND		ug/Kg	06/26/17	18:27	BP	425027
1,1,2,2-Tetrachloroethane	SW8260B	1	1.9	10	ND		ug/Kg	06/26/17	18:27	BP	425027
2-Chlorotoluene	SW8260B	1	1.8	10	ND		ug/Kg	06/26/17	18:27	BP	425027
1,3,5-Trimethylbenzene	SW8260B	1	1.6	10	ND		ug/Kg	06/26/17	18:27	BP	425027
1,2,3-Trichloropropane	SW8260B	1	1.9	10	ND		ug/Kg	06/26/17	18:27	BP	425027
4-Chlorotoluene	SW8260B	1	1.6	10	ND		ug/Kg	06/26/17	18:27	BP	425027
tert-Butylbenzene	SW8260B	1	1.6	10	ND		ug/Kg	06/26/17	18:27	BP	425027
1,2,4-Trimethylbenzene	SW8260B	1	1.4	10	ND		ug/Kg	06/26/17	18:27	BP	425027
sec-Butyl Benzene	SW8260B	1	1.6	10	ND		ug/Kg	06/26/17	18:27	BP	425027
p-Isopropyltoluene	SW8260B	1	1.5	10	ND		ug/Kg	06/26/17	18:27	BP	425027
1,3-Dichlorobenzene	SW8260B	1	1.7	10	ND		ug/Kg	06/26/17	18:27	BP	425027
1,4-Dichlorobenzene	SW8260B	1	1.7	10	ND		ug/Kg	06/26/17	18:27	BP	425027
n-Butylbenzene	SW8260B	1	1.5	10	ND		ug/Kg	06/26/17	18:27	BP	425027
1,2-Dichlorobenzene	SW8260B	1	1.8	10	ND		ug/Kg	06/26/17	18:27	BP	425027
1,2-Dibromo-3-Chloropropane	SW8260B	1	1.8	10	ND		ug/Kg	06/26/17	18:27	BP	425027
Hexachlorobutadiene	SW8260B	1	1.4	10	ND		ug/Kg	06/26/17	18:27	BP	425027
1,2,4-Trichlorobenzene	SW8260B	1	1.5	10	ND		ug/Kg	06/26/17	18:27	BP	425027
Naphthalene	SW8260B	1	1.7	10	ND		ug/Kg	06/26/17	18:27	BP	425027
1,2,3-Trichlorobenzene	SW8260B	1	1.7	10	ND		ug/Kg	06/26/17	18:27	BP	425027
2-Butanone (MEK)	SW8260B	1	2.3	10	ND		ug/Kg	06/26/17	18:27	BP	425027
(S) Dibromofluoromethane	SW8260B		59.8 - 148		95.5		%	06/26/17	18:27	BP	425027
(S) Toluene-d8	SW8260B		55.2 - 133		115		%	06/26/17	18:27	BP	425027



SAMPLE RESULTS

Report prepared for: Divya Bhargava
 Engeo (San Ramon)

Date/Time Received: 06/22/17, 5:35 pm
Date Reported: 06/28/17

Client Sample ID:	Dup-2	Lab Sample ID:	1706189-009A
Project Name/Location:	Baker	Sample Matrix:	Soil
Project Number:	13255.000.000		
Date/Time Sampled:	06/22/17 / 14:35		
SDG:			
Tag Number:	Baker Rd		

Prep Method: 5035	Prep Batch Date/Time: 6/26/17	10:38:00AM
Prep Batch ID: 7755	Prep Analyst: BPATEL	

Parameters:	Analysis Method	DF	MDL	PQL	Results	Q	Units	Analyzed	Time	By	Analytical Batch
(S) 4-Bromofluorobenzene	SW8260B		55.8 - 141		124		%	06/26/17	18:27	BP	425027



SAMPLE RESULTS

Report prepared for: Divya Bhargava
 Engeo (San Ramon)

Date/Time Received: 06/22/17, 5:35 pm
Date Reported: 06/28/17

Client Sample ID:	Dup-2	Lab Sample ID:	1706189-009A
Project Name/Location:	Baker	Sample Matrix:	Soil
Project Number:	13255.000.000		
Date/Time Sampled:	06/22/17 / 14:35		
SDG:			
Tag Number:	Baker Rd		

Prep Method: 5035GRO	Prep Batch Date/Time: 6/26/17	10:38:00AM
Prep Batch ID: 7756	Prep Analyst: BPATEL	

Parameters:	Analysis Method	DF	MDL	PQL	Results	Q	Units	Analyzed	Time	By	Analytical Batch
TPH(Gasoline)	8260TPH	1	43	100	ND		ug/Kg	06/26/17	18:27	BP	425027
(S) 4-Bromofluorobenzene	8260TPH		43.9 - 127		50.9		%	06/26/17	18:27	BP	425027



SAMPLE RESULTS

Report prepared for: Divya Bhargava
Engeo (San Ramon)

Date/Time Received: 06/22/17, 5:35 pm
Date Reported: 06/28/17

Client Sample ID:	B-16 @4.5'-5'	Lab Sample ID:	1706189-010A
Project Name/Location:	Baker	Sample Matrix:	Soil
Project Number:	13255.000.000		
Date/Time Sampled:	06/22/17 / 14:45		
SDG:			
Tag Number:	Baker Rd		

Prep Method: 3546_TPHSG	Prep Batch Date/Time: 6/27/17 3:35:00PM
Prep Batch ID: 7745	Prep Analyst: SNARASIMHAN

Parameters:	Analysis Method	DF	MDL	PQL	Results	Q	Units	Analyzed	Time	By	Analytical Batch
TPH as Diesel (SG)	SW8015B	1	0.85	2.0	ND		mg/Kg	06/27/17	21:48	mk	425033
TPH as Motor Oil (SG)	SW8015B	1	3.2	10	ND		mg/Kg	06/27/17	21:48	mk	425033
			Acceptance Limits								
Pentacosane (S)	SW8015B		59 - 129		102		%	06/27/17	21:48	mk	425033



SAMPLE RESULTS

Report prepared for: Divya Bhargava
Engeo (San Ramon)

Date/Time Received: 06/22/17, 5:35 pm
Date Reported: 06/28/17

Client Sample ID:	B-16 @4.5'-5'	Lab Sample ID:	1706189-010A
Project Name/Location:	Baker	Sample Matrix:	Soil
Project Number:	13255.000.000		
Date/Time Sampled:	06/22/17 / 14:45		
SDG:			
Tag Number:	Baker Rd		

Prep Method: 5035	Prep Batch Date/Time: 6/26/17 10:38:00AM
Prep Batch ID: 7755	Prep Analyst: BPATEL

Parameters:	Analysis Method	DF	MDL	PQL	Results	Q	Units	Analyzed	Time	By	Analytical Batch
Dichlorodifluoromethane	SW8260B	1	1.2	10	ND		ug/Kg	06/26/17	19:03	BP	425027
Chloromethane	SW8260B	1	1.8	10	ND		ug/Kg	06/26/17	19:03	BP	425027
Vinyl Chloride	SW8260B	1	2.0	10	ND		ug/Kg	06/26/17	19:03	BP	425027
Bromomethane	SW8260B	1	2.7	10	ND		ug/Kg	06/26/17	19:03	BP	425027
Chloroethane	SW8260B	1	3.0	10	ND		ug/Kg	06/26/17	19:03	BP	425027
Trichlorofluoromethane	SW8260B	1	2.1	10	ND		ug/Kg	06/26/17	19:03	BP	425027
1,1-Dichloroethane	SW8260B	1	2.0	10	ND		ug/Kg	06/26/17	19:03	BP	425027
Freon 113	SW8260B	1	1.9	10	ND		ug/Kg	06/26/17	19:03	BP	425027
Methylene Chloride	SW8260B	1	7.1	10	ND		ug/Kg	06/26/17	19:03	BP	425027
trans-1,2-Dichloroethene	SW8260B	1	2.1	10	ND		ug/Kg	06/26/17	19:03	BP	425027
MTBE	SW8260B	1	2.3	10	ND		ug/Kg	06/26/17	19:03	BP	425027
tert-Butanol	SW8260B	1	12	50	ND		ug/Kg	06/26/17	19:03	BP	425027
Diisopropyl ether (DIPE)	SW8260B	1	2.3	10	ND		ug/Kg	06/26/17	19:03	BP	425027
1,1-Dichloroethane	SW8260B	1	2.2	10	ND		ug/Kg	06/26/17	19:03	BP	425027
ETBE	SW8260B	1	2.3	10	ND		ug/Kg	06/26/17	19:03	BP	425027
cis-1,2-Dichloroethene	SW8260B	1	2.2	10	ND		ug/Kg	06/26/17	19:03	BP	425027
2,2-Dichloropropane	SW8260B	1	1.9	10	ND		ug/Kg	06/26/17	19:03	BP	425027
Bromochloromethane	SW8260B	1	2.3	10	ND		ug/Kg	06/26/17	19:03	BP	425027
Chloroform	SW8260B	1	2.4	10	ND		ug/Kg	06/26/17	19:03	BP	425027
Carbon Tetrachloride	SW8260B	1	2.1	10	ND		ug/Kg	06/26/17	19:03	BP	425027
1,1,1-Trichloroethane	SW8260B	1	2.1	10	ND		ug/Kg	06/26/17	19:03	BP	425027
1,1-Dichloropropene	SW8260B	1	2.0	10	ND		ug/Kg	06/26/17	19:03	BP	425027
Benzene	SW8260B	1	2.2	10	ND		ug/Kg	06/26/17	19:03	BP	425027
TAME	SW8260B	1	2.3	10	ND		ug/Kg	06/26/17	19:03	BP	425027
1,2-Dichloroethane	SW8260B	1	2.3	10	ND		ug/Kg	06/26/17	19:03	BP	425027
Trichloroethylene	SW8260B	1	1.8	10	ND		ug/Kg	06/26/17	19:03	BP	425027
Dibromomethane	SW8260B	1	1.8	10	ND		ug/Kg	06/26/17	19:03	BP	425027
1,2-Dichloropropane	SW8260B	1	1.9	10	ND		ug/Kg	06/26/17	19:03	BP	425027
Bromodichloromethane	SW8260B	1	2.0	10	ND		ug/Kg	06/26/17	19:03	BP	425027
cis-1,3-Dichloropropene	SW8260B	1	1.6	10	ND		ug/Kg	06/26/17	19:03	BP	425027
Toluene	SW8260B	1	1.8	10	ND		ug/Kg	06/26/17	19:03	BP	425027
Tetrachloroethylene	SW8260B	1	1.7	10	ND		ug/Kg	06/26/17	19:03	BP	425027
trans-1,3-Dichloropropene	SW8260B	1	1.6	10	ND		ug/Kg	06/26/17	19:03	BP	425027
1,1,2-Trichloroethane	SW8260B	1	1.8	10	ND		ug/Kg	06/26/17	19:03	BP	425027



SAMPLE RESULTS

Report prepared for: Divya Bhargava
Engeo (San Ramon)

Date/Time Received: 06/22/17, 5:35 pm
Date Reported: 06/28/17

Client Sample ID:	B-16 @4.5'-5'	Lab Sample ID:	1706189-010A
Project Name/Location:	Baker	Sample Matrix:	Soil
Project Number:	13255.000.000		
Date/Time Sampled:	06/22/17 / 14:45		
SDG:			
Tag Number:	Baker Rd		

Prep Method: 5035	Prep Batch Date/Time: 6/26/17 10:38:00AM
Prep Batch ID: 7755	Prep Analyst: BPATEL

Parameters:	Analysis Method	DF	MDL	PQL	Results	Q	Units	Analyzed	Time	By	Analytical Batch
Dibromochloromethane	SW8260B	1	1.9	10	ND		ug/Kg	06/26/17	19:03	BP	425027
1,3-Dichloropropane	SW8260B	1	1.8	10	ND		ug/Kg	06/26/17	19:03	BP	425027
1,2-Dibromoethane	SW8260B	1	1.8	10	ND		ug/Kg	06/26/17	19:03	BP	425027
Chlorobenzene	SW8260B	1	1.8	10	ND		ug/Kg	06/26/17	19:03	BP	425027
Ethyl Benzene	SW8260B	1	1.7	10	ND		ug/Kg	06/26/17	19:03	BP	425027
1,1,1,2-Tetrachloroethane	SW8260B	1	1.9	10	ND		ug/Kg	06/26/17	19:03	BP	425027
m,p-Xylene	SW8260B	1	3.2	10	ND		ug/Kg	06/26/17	19:03	BP	425027
o-Xylene	SW8260B	1	1.7	10	ND		ug/Kg	06/26/17	19:03	BP	425027
Styrene	SW8260B	1	1.6	10	ND		ug/Kg	06/26/17	19:03	BP	425027
Bromoform	SW8260B	1	1.7	10	ND		ug/Kg	06/26/17	19:03	BP	425027
Isopropyl Benzene	SW8260B	1	1.6	10	ND		ug/Kg	06/26/17	19:03	BP	425027
n-Propylbenzene	SW8260B	1	1.6	10	ND		ug/Kg	06/26/17	19:03	BP	425027
Bromobenzene	SW8260B	1	1.8	10	ND		ug/Kg	06/26/17	19:03	BP	425027
1,1,2,2-Tetrachloroethane	SW8260B	1	1.9	10	ND		ug/Kg	06/26/17	19:03	BP	425027
2-Chlorotoluene	SW8260B	1	1.8	10	ND		ug/Kg	06/26/17	19:03	BP	425027
1,3,5-Trimethylbenzene	SW8260B	1	1.6	10	ND		ug/Kg	06/26/17	19:03	BP	425027
1,2,3-Trichloropropane	SW8260B	1	1.9	10	ND		ug/Kg	06/26/17	19:03	BP	425027
4-Chlorotoluene	SW8260B	1	1.6	10	ND		ug/Kg	06/26/17	19:03	BP	425027
tert-Butylbenzene	SW8260B	1	1.6	10	ND		ug/Kg	06/26/17	19:03	BP	425027
1,2,4-Trimethylbenzene	SW8260B	1	1.4	10	ND		ug/Kg	06/26/17	19:03	BP	425027
sec-Butyl Benzene	SW8260B	1	1.6	10	ND		ug/Kg	06/26/17	19:03	BP	425027
p-Isopropyltoluene	SW8260B	1	1.5	10	ND		ug/Kg	06/26/17	19:03	BP	425027
1,3-Dichlorobenzene	SW8260B	1	1.7	10	ND		ug/Kg	06/26/17	19:03	BP	425027
1,4-Dichlorobenzene	SW8260B	1	1.7	10	ND		ug/Kg	06/26/17	19:03	BP	425027
n-Butylbenzene	SW8260B	1	1.5	10	ND		ug/Kg	06/26/17	19:03	BP	425027
1,2-Dichlorobenzene	SW8260B	1	1.8	10	ND		ug/Kg	06/26/17	19:03	BP	425027
1,2-Dibromo-3-Chloropropane	SW8260B	1	1.8	10	ND		ug/Kg	06/26/17	19:03	BP	425027
Hexachlorobutadiene	SW8260B	1	1.4	10	ND		ug/Kg	06/26/17	19:03	BP	425027
1,2,4-Trichlorobenzene	SW8260B	1	1.5	10	ND		ug/Kg	06/26/17	19:03	BP	425027
Naphthalene	SW8260B	1	1.7	10	ND		ug/Kg	06/26/17	19:03	BP	425027
1,2,3-Trichlorobenzene	SW8260B	1	1.7	10	ND		ug/Kg	06/26/17	19:03	BP	425027
2-Butanone (MEK)	SW8260B	1	2.3	10	ND		ug/Kg	06/26/17	19:03	BP	425027
(S) Dibromofluoromethane	SW8260B		59.8 - 148		94.1		%	06/26/17	19:03	BP	425027
(S) Toluene-d8	SW8260B		55.2 - 133		116		%	06/26/17	19:03	BP	425027



SAMPLE RESULTS

Report prepared for: Divya Bhargava
 Engeo (San Ramon)

Date/Time Received: 06/22/17, 5:35 pm
Date Reported: 06/28/17

Client Sample ID:	B-16 @4.5'-5'	Lab Sample ID:	1706189-010A
Project Name/Location:	Baker	Sample Matrix:	Soil
Project Number:	13255.000.000		
Date/Time Sampled:	06/22/17 / 14:45		
SDG:			
Tag Number:	Baker Rd		

Prep Method: 5035	Prep Batch Date/Time: 6/26/17	10:38:00AM
Prep Batch ID: 7755	Prep Analyst: BPATEL	

Parameters:	Analysis Method	DF	MDL	PQL	Results	Q	Units	Analyzed	Time	By	Analytical Batch
(S) 4-Bromofluorobenzene	SW8260B		55.8 - 141		112		%	06/26/17	19:03	BP	425027



SAMPLE RESULTS

Report prepared for: Divya Bhargava
Engeo (San Ramon)

Date/Time Received: 06/22/17, 5:35 pm
Date Reported: 06/28/17

Client Sample ID:	B-16 @4.5'-5'	Lab Sample ID:	1706189-010A
Project Name/Location:	Baker	Sample Matrix:	Soil
Project Number:	13255.000.000		
Date/Time Sampled:	06/22/17 / 14:45		
SDG:			
Tag Number:	Baker Rd		

Prep Method: 5035GRO	Prep Batch Date/Time: 6/26/17	10:38:00AM
Prep Batch ID: 7756	Prep Analyst: BPATEL	

Parameters:	Analysis Method	DF	MDL	PQL	Results	Q	Units	Analyzed	Time	By	Analytical Batch
TPH(Gasoline)	8260TPH	1	43	100	ND		ug/Kg	06/26/17	19:03	BP	425027
(S) 4-Bromofluorobenzene	8260TPH		43.9 - 127		52.7		%	06/26/17	19:03	BP	425027



SAMPLE RESULTS

Report prepared for: Divya Bhargava
Engeo (San Ramon)

Date/Time Received: 06/22/17, 5:35 pm
Date Reported: 06/28/17

Client Sample ID:	B-16 @7.5'-8'	Lab Sample ID:	1706189-011A
Project Name/Location:	Baker	Sample Matrix:	Soil
Project Number:	13255.000.000		
Date/Time Sampled:	06/22/17 / 14:45		
SDG:			
Tag Number:	Baker Rd		

Prep Method: 3546_TPHSG	Prep Batch Date/Time: 6/27/17 3:35:00PM
Prep Batch ID: 7745	Prep Analyst: SNARASIMHAN

Parameters:	Analysis Method	DF	MDL	PQL	Results	Q	Units	Analyzed	Time	By	Analytical Batch
TPH as Diesel (SG)	SW8015B	1	0.85	2.0	ND		mg/Kg	06/27/17	22:10	mk	425033
TPH as Motor Oil (SG)	SW8015B	1	3.2	10	ND		mg/Kg	06/27/17	22:10	mk	425033
			Acceptance Limits								
Pentacosane (S)	SW8015B		59 - 129		111		%	06/27/17	22:10	mk	425033



SAMPLE RESULTS

Report prepared for: Divya Bhargava
Engeo (San Ramon)

Date/Time Received: 06/22/17, 5:35 pm
Date Reported: 06/28/17

Client Sample ID:	B-16 @7.5'-8'	Lab Sample ID:	1706189-011A
Project Name/Location:	Baker	Sample Matrix:	Soil
Project Number:	13255.000.000		
Date/Time Sampled:	06/22/17 / 14:45		
SDG:			
Tag Number:	Baker Rd		

Prep Method: 5035	Prep Batch Date/Time: 6/26/17 10:38:00AM
Prep Batch ID: 7755	Prep Analyst: BPATEL

Parameters:	Analysis Method	DF	MDL	PQL	Results	Q	Units	Analyzed	Time	By	Analytical Batch
Dichlorodifluoromethane	SW8260B	1	1.2	10	ND		ug/Kg	06/26/17	19:38	BP	425027
Chloromethane	SW8260B	1	1.8	10	ND		ug/Kg	06/26/17	19:38	BP	425027
Vinyl Chloride	SW8260B	1	2.0	10	ND		ug/Kg	06/26/17	19:38	BP	425027
Bromomethane	SW8260B	1	2.7	10	ND		ug/Kg	06/26/17	19:38	BP	425027
Chloroethane	SW8260B	1	3.0	10	ND		ug/Kg	06/26/17	19:38	BP	425027
Trichlorofluoromethane	SW8260B	1	2.1	10	ND		ug/Kg	06/26/17	19:38	BP	425027
1,1-Dichloroethane	SW8260B	1	2.0	10	ND		ug/Kg	06/26/17	19:38	BP	425027
Freon 113	SW8260B	1	1.9	10	ND		ug/Kg	06/26/17	19:38	BP	425027
Methylene Chloride	SW8260B	1	7.1	10	ND		ug/Kg	06/26/17	19:38	BP	425027
trans-1,2-Dichloroethene	SW8260B	1	2.1	10	ND		ug/Kg	06/26/17	19:38	BP	425027
MTBE	SW8260B	1	2.3	10	ND		ug/Kg	06/26/17	19:38	BP	425027
tert-Butanol	SW8260B	1	12	50	ND		ug/Kg	06/26/17	19:38	BP	425027
Diisopropyl ether (DIPE)	SW8260B	1	2.3	10	ND		ug/Kg	06/26/17	19:38	BP	425027
1,1-Dichloroethane	SW8260B	1	2.2	10	ND		ug/Kg	06/26/17	19:38	BP	425027
ETBE	SW8260B	1	2.3	10	ND		ug/Kg	06/26/17	19:38	BP	425027
cis-1,2-Dichloroethene	SW8260B	1	2.2	10	ND		ug/Kg	06/26/17	19:38	BP	425027
2,2-Dichloropropane	SW8260B	1	1.9	10	ND		ug/Kg	06/26/17	19:38	BP	425027
Bromochloromethane	SW8260B	1	2.3	10	ND		ug/Kg	06/26/17	19:38	BP	425027
Chloroform	SW8260B	1	2.4	10	ND		ug/Kg	06/26/17	19:38	BP	425027
Carbon Tetrachloride	SW8260B	1	2.1	10	ND		ug/Kg	06/26/17	19:38	BP	425027
1,1,1-Trichloroethane	SW8260B	1	2.1	10	ND		ug/Kg	06/26/17	19:38	BP	425027
1,1-Dichloropropene	SW8260B	1	2.0	10	ND		ug/Kg	06/26/17	19:38	BP	425027
Benzene	SW8260B	1	2.2	10	ND		ug/Kg	06/26/17	19:38	BP	425027
TAME	SW8260B	1	2.3	10	ND		ug/Kg	06/26/17	19:38	BP	425027
1,2-Dichloroethane	SW8260B	1	2.3	10	ND		ug/Kg	06/26/17	19:38	BP	425027
Trichloroethylene	SW8260B	1	1.8	10	ND		ug/Kg	06/26/17	19:38	BP	425027
Dibromomethane	SW8260B	1	1.8	10	ND		ug/Kg	06/26/17	19:38	BP	425027
1,2-Dichloropropane	SW8260B	1	1.9	10	ND		ug/Kg	06/26/17	19:38	BP	425027
Bromodichloromethane	SW8260B	1	2.0	10	ND		ug/Kg	06/26/17	19:38	BP	425027
cis-1,3-Dichloropropene	SW8260B	1	1.6	10	ND		ug/Kg	06/26/17	19:38	BP	425027
Toluene	SW8260B	1	1.8	10	ND		ug/Kg	06/26/17	19:38	BP	425027
Tetrachloroethylene	SW8260B	1	1.7	10	ND		ug/Kg	06/26/17	19:38	BP	425027
trans-1,3-Dichloropropene	SW8260B	1	1.6	10	ND		ug/Kg	06/26/17	19:38	BP	425027
1,1,2-Trichloroethane	SW8260B	1	1.8	10	ND		ug/Kg	06/26/17	19:38	BP	425027



SAMPLE RESULTS

Report prepared for: Divya Bhargava
Engeo (San Ramon)

Date/Time Received: 06/22/17, 5:35 pm
Date Reported: 06/28/17

Client Sample ID:	B-16 @7.5'-8'	Lab Sample ID:	1706189-011A
Project Name/Location:	Baker	Sample Matrix:	Soil
Project Number:	13255.000.000		
Date/Time Sampled:	06/22/17 / 14:45		
SDG:			
Tag Number:	Baker Rd		

Prep Method: 5035	Prep Batch Date/Time: 6/26/17 10:38:00AM
Prep Batch ID: 7755	Prep Analyst: BPATEL

Parameters:	Analysis Method	DF	MDL	PQL	Results	Q	Units	Analyzed	Time	By	Analytical Batch
Dibromochloromethane	SW8260B	1	1.9	10	ND		ug/Kg	06/26/17	19:38	BP	425027
1,3-Dichloropropane	SW8260B	1	1.8	10	ND		ug/Kg	06/26/17	19:38	BP	425027
1,2-Dibromoethane	SW8260B	1	1.8	10	ND		ug/Kg	06/26/17	19:38	BP	425027
Chlorobenzene	SW8260B	1	1.8	10	ND		ug/Kg	06/26/17	19:38	BP	425027
Ethyl Benzene	SW8260B	1	1.7	10	ND		ug/Kg	06/26/17	19:38	BP	425027
1,1,1,2-Tetrachloroethane	SW8260B	1	1.9	10	ND		ug/Kg	06/26/17	19:38	BP	425027
m,p-Xylene	SW8260B	1	3.2	10	ND		ug/Kg	06/26/17	19:38	BP	425027
o-Xylene	SW8260B	1	1.7	10	ND		ug/Kg	06/26/17	19:38	BP	425027
Styrene	SW8260B	1	1.6	10	ND		ug/Kg	06/26/17	19:38	BP	425027
Bromoform	SW8260B	1	1.7	10	ND		ug/Kg	06/26/17	19:38	BP	425027
Isopropyl Benzene	SW8260B	1	1.6	10	ND		ug/Kg	06/26/17	19:38	BP	425027
n-Propylbenzene	SW8260B	1	1.6	10	ND		ug/Kg	06/26/17	19:38	BP	425027
Bromobenzene	SW8260B	1	1.8	10	ND		ug/Kg	06/26/17	19:38	BP	425027
1,1,2,2-Tetrachloroethane	SW8260B	1	1.9	10	ND		ug/Kg	06/26/17	19:38	BP	425027
2-Chlorotoluene	SW8260B	1	1.8	10	ND		ug/Kg	06/26/17	19:38	BP	425027
1,3,5-Trimethylbenzene	SW8260B	1	1.6	10	ND		ug/Kg	06/26/17	19:38	BP	425027
1,2,3-Trichloropropane	SW8260B	1	1.9	10	ND		ug/Kg	06/26/17	19:38	BP	425027
4-Chlorotoluene	SW8260B	1	1.6	10	ND		ug/Kg	06/26/17	19:38	BP	425027
tert-Butylbenzene	SW8260B	1	1.6	10	ND		ug/Kg	06/26/17	19:38	BP	425027
1,2,4-Trimethylbenzene	SW8260B	1	1.4	10	ND		ug/Kg	06/26/17	19:38	BP	425027
sec-Butyl Benzene	SW8260B	1	1.6	10	ND		ug/Kg	06/26/17	19:38	BP	425027
p-Isopropyltoluene	SW8260B	1	1.5	10	ND		ug/Kg	06/26/17	19:38	BP	425027
1,3-Dichlorobenzene	SW8260B	1	1.7	10	ND		ug/Kg	06/26/17	19:38	BP	425027
1,4-Dichlorobenzene	SW8260B	1	1.7	10	ND		ug/Kg	06/26/17	19:38	BP	425027
n-Butylbenzene	SW8260B	1	1.5	10	ND		ug/Kg	06/26/17	19:38	BP	425027
1,2-Dichlorobenzene	SW8260B	1	1.8	10	ND		ug/Kg	06/26/17	19:38	BP	425027
1,2-Dibromo-3-Chloropropane	SW8260B	1	1.8	10	ND		ug/Kg	06/26/17	19:38	BP	425027
Hexachlorobutadiene	SW8260B	1	1.4	10	ND		ug/Kg	06/26/17	19:38	BP	425027
1,2,4-Trichlorobenzene	SW8260B	1	1.5	10	ND		ug/Kg	06/26/17	19:38	BP	425027
Naphthalene	SW8260B	1	1.7	10	ND		ug/Kg	06/26/17	19:38	BP	425027
1,2,3-Trichlorobenzene	SW8260B	1	1.7	10	ND		ug/Kg	06/26/17	19:38	BP	425027
2-Butanone (MEK)	SW8260B	1	2.3	10	ND		ug/Kg	06/26/17	19:38	BP	425027
(S) Dibromofluoromethane	SW8260B		59.8 - 148		92.9		%	06/26/17	19:38	BP	425027
(S) Toluene-d8	SW8260B		55.2 - 133		116		%	06/26/17	19:38	BP	425027



SAMPLE RESULTS

Report prepared for: Divya Bhargava
 Engeo (San Ramon)

Date/Time Received: 06/22/17, 5:35 pm
Date Reported: 06/28/17

Client Sample ID:	B-16 @7.5'-8'	Lab Sample ID:	1706189-011A
Project Name/Location:	Baker	Sample Matrix:	Soil
Project Number:	13255.000.000		
Date/Time Sampled:	06/22/17 / 14:45		
SDG:			
Tag Number:	Baker Rd		

Prep Method: 5035	Prep Batch Date/Time: 6/26/17	10:38:00AM
Prep Batch ID: 7755	Prep Analyst: BPATEL	

Parameters:	Analysis Method	DF	MDL	PQL	Results	Q	Units	Analyzed	Time	By	Analytical Batch
(S) 4-Bromofluorobenzene	SW8260B		55.8 - 141		118		%	06/26/17	19:38	BP	425027



SAMPLE RESULTS

Report prepared for: Divya Bhargava
Engeo (San Ramon)

Date/Time Received: 06/22/17, 5:35 pm
Date Reported: 06/28/17

Client Sample ID:	B-16 @ 7.5'-8'	Lab Sample ID:	1706189-011A
Project Name/Location:	Baker	Sample Matrix:	Soil
Project Number:	13255.000.000		
Date/Time Sampled:	06/22/17 / 14:45		
SDG:			
Tag Number:	Baker Rd		

Prep Method: 5035GRO	Prep Batch Date/Time: 6/26/17	10:38:00AM
Prep Batch ID: 7756	Prep Analyst: BPATEL	

Parameters:	Analysis Method	DF	MDL	PQL	Results	Q	Units	Analyzed	Time	By	Analytical Batch
TPH(Gasoline)	8260TPH	1	43	100	ND		ug/Kg	06/26/17	19:38	BP	425027
(S) 4-Bromofluorobenzene	8260TPH		43.9 - 127		52.8		%	06/26/17	19:38	BP	425027



SAMPLE RESULTS

Report prepared for: Divya Bhargava
Engeo (San Ramon)

Date/Time Received: 06/22/17, 5:35 pm
Date Reported: 06/28/17

Client Sample ID:	B-20 @4.5'-5'	Lab Sample ID:	1706189-012A
Project Name/Location:	Baker	Sample Matrix:	Soil
Project Number:	13255.000.000		
Date/Time Sampled:	06/22/17 / 14:55		
SDG:			
Tag Number:	Baker Rd		

Prep Method: 3546_TPHSG	Prep Batch Date/Time: 6/27/17	3:35:00PM
Prep Batch ID: 7745	Prep Analyst: SNARASIMHAN	

Parameters:	Analysis Method	DF	MDL	PQL	Results	Q	Units	Analyzed	Time	By	Analytical Batch
TPH as Diesel (SG)	SW8015B	1	0.85	2.0	ND		mg/Kg	06/27/17	22:33	mk	425033
TPH as Motor Oil (SG)	SW8015B	1	3.2	10	ND		mg/Kg	06/27/17	22:33	mk	425033
			Acceptance Limits								
Pentacosane (S)	SW8015B		59 - 129		114		%	06/27/17	22:33	mk	425033



SAMPLE RESULTS

Report prepared for: Divya Bhargava
Engeo (San Ramon)

Date/Time Received: 06/22/17, 5:35 pm
Date Reported: 06/28/17

Client Sample ID:	B-20 @4.5'-5'	Lab Sample ID:	1706189-012A
Project Name/Location:	Baker	Sample Matrix:	Soil
Project Number:	13255.000.000		
Date/Time Sampled:	06/22/17 / 14:55		
SDG:			
Tag Number:	Baker Rd		

Prep Method: 5035	Prep Batch Date/Time: 6/26/17 10:38:00AM
Prep Batch ID: 7755	Prep Analyst: BPATEL

Parameters:	Analysis Method	DF	MDL	PQL	Results	Q	Units	Analyzed	Time	By	Analytical Batch
Dichlorodifluoromethane	SW8260B	1	1.2	10	ND		ug/Kg	06/26/17	20:14	BP	425027
Chloromethane	SW8260B	1	1.8	10	ND		ug/Kg	06/26/17	20:14	BP	425027
Vinyl Chloride	SW8260B	1	2.0	10	ND		ug/Kg	06/26/17	20:14	BP	425027
Bromomethane	SW8260B	1	2.7	10	ND		ug/Kg	06/26/17	20:14	BP	425027
Chloroethane	SW8260B	1	3.0	10	ND		ug/Kg	06/26/17	20:14	BP	425027
Trichlorofluoromethane	SW8260B	1	2.1	10	ND		ug/Kg	06/26/17	20:14	BP	425027
1,1-Dichloroethane	SW8260B	1	2.0	10	ND		ug/Kg	06/26/17	20:14	BP	425027
Freon 113	SW8260B	1	1.9	10	ND		ug/Kg	06/26/17	20:14	BP	425027
Methylene Chloride	SW8260B	1	7.1	10	ND		ug/Kg	06/26/17	20:14	BP	425027
trans-1,2-Dichloroethene	SW8260B	1	2.1	10	ND		ug/Kg	06/26/17	20:14	BP	425027
MTBE	SW8260B	1	2.3	10	ND		ug/Kg	06/26/17	20:14	BP	425027
tert-Butanol	SW8260B	1	12	50	ND		ug/Kg	06/26/17	20:14	BP	425027
Diisopropyl ether (DIPE)	SW8260B	1	2.3	10	ND		ug/Kg	06/26/17	20:14	BP	425027
1,1-Dichloroethane	SW8260B	1	2.2	10	ND		ug/Kg	06/26/17	20:14	BP	425027
ETBE	SW8260B	1	2.3	10	ND		ug/Kg	06/26/17	20:14	BP	425027
cis-1,2-Dichloroethene	SW8260B	1	2.2	10	ND		ug/Kg	06/26/17	20:14	BP	425027
2,2-Dichloropropane	SW8260B	1	1.9	10	ND		ug/Kg	06/26/17	20:14	BP	425027
Bromochloromethane	SW8260B	1	2.3	10	ND		ug/Kg	06/26/17	20:14	BP	425027
Chloroform	SW8260B	1	2.4	10	ND		ug/Kg	06/26/17	20:14	BP	425027
Carbon Tetrachloride	SW8260B	1	2.1	10	ND		ug/Kg	06/26/17	20:14	BP	425027
1,1,1-Trichloroethane	SW8260B	1	2.1	10	ND		ug/Kg	06/26/17	20:14	BP	425027
1,1-Dichloropropene	SW8260B	1	2.0	10	ND		ug/Kg	06/26/17	20:14	BP	425027
Benzene	SW8260B	1	2.2	10	ND		ug/Kg	06/26/17	20:14	BP	425027
TAME	SW8260B	1	2.3	10	ND		ug/Kg	06/26/17	20:14	BP	425027
1,2-Dichloroethane	SW8260B	1	2.3	10	ND		ug/Kg	06/26/17	20:14	BP	425027
Trichloroethylene	SW8260B	1	1.8	10	ND		ug/Kg	06/26/17	20:14	BP	425027
Dibromomethane	SW8260B	1	1.8	10	ND		ug/Kg	06/26/17	20:14	BP	425027
1,2-Dichloropropane	SW8260B	1	1.9	10	ND		ug/Kg	06/26/17	20:14	BP	425027
Bromodichloromethane	SW8260B	1	2.0	10	ND		ug/Kg	06/26/17	20:14	BP	425027
cis-1,3-Dichloropropene	SW8260B	1	1.6	10	ND		ug/Kg	06/26/17	20:14	BP	425027
Toluene	SW8260B	1	1.8	10	ND		ug/Kg	06/26/17	20:14	BP	425027
Tetrachloroethylene	SW8260B	1	1.7	10	ND		ug/Kg	06/26/17	20:14	BP	425027
trans-1,3-Dichloropropene	SW8260B	1	1.6	10	ND		ug/Kg	06/26/17	20:14	BP	425027
1,1,2-Trichloroethane	SW8260B	1	1.8	10	ND		ug/Kg	06/26/17	20:14	BP	425027



SAMPLE RESULTS

Report prepared for: Divya Bhargava
Engeo (San Ramon)

Date/Time Received: 06/22/17, 5:35 pm
Date Reported: 06/28/17

Client Sample ID:	B-20 @4.5'-5'	Lab Sample ID:	1706189-012A
Project Name/Location:	Baker	Sample Matrix:	Soil
Project Number:	13255.000.000		
Date/Time Sampled:	06/22/17 / 14:55		
SDG:			
Tag Number:	Baker Rd		

Prep Method: 5035	Prep Batch Date/Time: 6/26/17 10:38:00AM
Prep Batch ID: 7755	Prep Analyst: BPATEL

Parameters:	Analysis Method	DF	MDL	PQL	Results	Q	Units	Analyzed	Time	By	Analytical Batch
Dibromochloromethane	SW8260B	1	1.9	10	ND		ug/Kg	06/26/17	20:14	BP	425027
1,3-Dichloropropane	SW8260B	1	1.8	10	ND		ug/Kg	06/26/17	20:14	BP	425027
1,2-Dibromoethane	SW8260B	1	1.8	10	ND		ug/Kg	06/26/17	20:14	BP	425027
Chlorobenzene	SW8260B	1	1.8	10	ND		ug/Kg	06/26/17	20:14	BP	425027
Ethyl Benzene	SW8260B	1	1.7	10	ND		ug/Kg	06/26/17	20:14	BP	425027
1,1,1,2-Tetrachloroethane	SW8260B	1	1.9	10	ND		ug/Kg	06/26/17	20:14	BP	425027
m,p-Xylene	SW8260B	1	3.2	10	ND		ug/Kg	06/26/17	20:14	BP	425027
o-Xylene	SW8260B	1	1.7	10	ND		ug/Kg	06/26/17	20:14	BP	425027
Styrene	SW8260B	1	1.6	10	ND		ug/Kg	06/26/17	20:14	BP	425027
Bromoform	SW8260B	1	1.7	10	ND		ug/Kg	06/26/17	20:14	BP	425027
Isopropyl Benzene	SW8260B	1	1.6	10	ND		ug/Kg	06/26/17	20:14	BP	425027
n-Propylbenzene	SW8260B	1	1.6	10	ND		ug/Kg	06/26/17	20:14	BP	425027
Bromobenzene	SW8260B	1	1.8	10	ND		ug/Kg	06/26/17	20:14	BP	425027
1,1,2,2-Tetrachloroethane	SW8260B	1	1.9	10	ND		ug/Kg	06/26/17	20:14	BP	425027
2-Chlorotoluene	SW8260B	1	1.8	10	ND		ug/Kg	06/26/17	20:14	BP	425027
1,3,5-Trimethylbenzene	SW8260B	1	1.6	10	ND		ug/Kg	06/26/17	20:14	BP	425027
1,2,3-Trichloropropane	SW8260B	1	1.9	10	ND		ug/Kg	06/26/17	20:14	BP	425027
4-Chlorotoluene	SW8260B	1	1.6	10	ND		ug/Kg	06/26/17	20:14	BP	425027
tert-Butylbenzene	SW8260B	1	1.6	10	ND		ug/Kg	06/26/17	20:14	BP	425027
1,2,4-Trimethylbenzene	SW8260B	1	1.4	10	ND		ug/Kg	06/26/17	20:14	BP	425027
sec-Butyl Benzene	SW8260B	1	1.6	10	ND		ug/Kg	06/26/17	20:14	BP	425027
p-Isopropyltoluene	SW8260B	1	1.5	10	ND		ug/Kg	06/26/17	20:14	BP	425027
1,3-Dichlorobenzene	SW8260B	1	1.7	10	ND		ug/Kg	06/26/17	20:14	BP	425027
1,4-Dichlorobenzene	SW8260B	1	1.7	10	ND		ug/Kg	06/26/17	20:14	BP	425027
n-Butylbenzene	SW8260B	1	1.5	10	ND		ug/Kg	06/26/17	20:14	BP	425027
1,2-Dichlorobenzene	SW8260B	1	1.8	10	ND		ug/Kg	06/26/17	20:14	BP	425027
1,2-Dibromo-3-Chloropropane	SW8260B	1	1.8	10	ND		ug/Kg	06/26/17	20:14	BP	425027
Hexachlorobutadiene	SW8260B	1	1.4	10	ND		ug/Kg	06/26/17	20:14	BP	425027
1,2,4-Trichlorobenzene	SW8260B	1	1.5	10	ND		ug/Kg	06/26/17	20:14	BP	425027
Naphthalene	SW8260B	1	1.7	10	ND		ug/Kg	06/26/17	20:14	BP	425027
1,2,3-Trichlorobenzene	SW8260B	1	1.7	10	ND		ug/Kg	06/26/17	20:14	BP	425027
2-Butanone (MEK)	SW8260B	1	2.3	10	ND		ug/Kg	06/26/17	20:14	BP	425027
(S) Dibromofluoromethane	SW8260B		59.8 - 148		93.2		%	06/26/17	20:14	BP	425027
(S) Toluene-d8	SW8260B		55.2 - 133		119		%	06/26/17	20:14	BP	425027



SAMPLE RESULTS

Report prepared for: Divya Bhargava
Engeo (San Ramon)

Date/Time Received: 06/22/17, 5:35 pm
Date Reported: 06/28/17

Client Sample ID:	B-20 @4.5'-5'	Lab Sample ID:	1706189-012A
Project Name/Location:	Baker	Sample Matrix:	Soil
Project Number:	13255.000.000		
Date/Time Sampled:	06/22/17 / 14:55		
SDG:			
Tag Number:	Baker Rd		

Prep Method: 5035	Prep Batch Date/Time: 6/26/17	10:38:00AM
Prep Batch ID: 7755	Prep Analyst: BPATEL	

Parameters:	Analysis Method	DF	MDL	PQL	Results	Q	Units	Analyzed	Time	By	Analytical Batch
(S) 4-Bromofluorobenzene	SW8260B		55.8 - 141		120		%	06/26/17	20:14	BP	425027



SAMPLE RESULTS

Report prepared for: Divya Bhargava
 Engeo (San Ramon)

Date/Time Received: 06/22/17, 5:35 pm
Date Reported: 06/28/17

Client Sample ID:	B-20 @4.5'-5'	Lab Sample ID:	1706189-012A
Project Name/Location:	Baker	Sample Matrix:	Soil
Project Number:	13255.000.000		
Date/Time Sampled:	06/22/17 / 14:55		
SDG:			
Tag Number:	Baker Rd		

Prep Method: 5035GRO	Prep Batch Date/Time: 6/26/17	10:38:00AM
Prep Batch ID: 7756	Prep Analyst: BPATEL	

Parameters:	Analysis Method	DF	MDL	PQL	Results	Q	Units	Analyzed	Time	By	Analytical Batch
TPH(Gasoline)	8260TPH	1	43	100	ND		ug/Kg	06/26/17	20:14	BP	425027
(S) 4-Bromofluorobenzene	8260TPH		43.9 - 127		50.8		%	06/26/17	20:14	BP	425027



SAMPLE RESULTS

Report prepared for: Divya Bhargava
Engeo (San Ramon)

Date/Time Received: 06/22/17, 5:35 pm
Date Reported: 06/28/17

Client Sample ID:	B-19 @4.5'-5'	Lab Sample ID:	1706189-013A
Project Name/Location:	Baker	Sample Matrix:	Soil
Project Number:	13255.000.000		
Date/Time Sampled:	06/22/17 / 15:00		
SDG:			
Tag Number:	Baker Rd		

Prep Method: 3546_TPHSG	Prep Batch Date/Time: 6/27/17	3:35:00PM
Prep Batch ID: 7745	Prep Analyst: SNARASIMHAN	

Parameters:	Analysis Method	DF	MDL	PQL	Results	Q	Units	Analyzed	Time	By	Analytical Batch
TPH as Diesel (SG)	SW8015B	1	0.85	2.0	ND		mg/Kg	06/27/17	22:55	mk	425033
TPH as Motor Oil (SG)	SW8015B	1	3.2	10	ND		mg/Kg	06/27/17	22:55	mk	425033
			Acceptance Limits								
Pentacosane (S)	SW8015B		59 - 129		97.0		%	06/27/17	22:55	mk	425033



SAMPLE RESULTS

Report prepared for: Divya Bhargava
Engeo (San Ramon)

Date/Time Received: 06/22/17, 5:35 pm
Date Reported: 06/28/17

Client Sample ID:	B-19 @4.5'-5'	Lab Sample ID:	1706189-013A
Project Name/Location:	Baker	Sample Matrix:	Soil
Project Number:	13255.000.000		
Date/Time Sampled:	06/22/17 / 15:00		
SDG:			
Tag Number:	Baker Rd		

Prep Method: 5035	Prep Batch Date/Time: 6/26/17 10:38:00AM
Prep Batch ID: 7755	Prep Analyst: BPATEL

Parameters:	Analysis Method	DF	MDL	PQL	Results	Q	Units	Analyzed	Time	By	Analytical Batch
Dichlorodifluoromethane	SW8260B	1	1.2	10	ND		ug/Kg	06/26/17	20:50	BP	425027
Chloromethane	SW8260B	1	1.8	10	ND		ug/Kg	06/26/17	20:50	BP	425027
Vinyl Chloride	SW8260B	1	2.0	10	ND		ug/Kg	06/26/17	20:50	BP	425027
Bromomethane	SW8260B	1	2.7	10	ND		ug/Kg	06/26/17	20:50	BP	425027
Chloroethane	SW8260B	1	3.0	10	ND		ug/Kg	06/26/17	20:50	BP	425027
Trichlorofluoromethane	SW8260B	1	2.1	10	ND		ug/Kg	06/26/17	20:50	BP	425027
1,1-Dichloroethane	SW8260B	1	2.0	10	ND		ug/Kg	06/26/17	20:50	BP	425027
Freon 113	SW8260B	1	1.9	10	ND		ug/Kg	06/26/17	20:50	BP	425027
Methylene Chloride	SW8260B	1	7.1	10	ND		ug/Kg	06/26/17	20:50	BP	425027
trans-1,2-Dichloroethene	SW8260B	1	2.1	10	ND		ug/Kg	06/26/17	20:50	BP	425027
MTBE	SW8260B	1	2.3	10	ND		ug/Kg	06/26/17	20:50	BP	425027
tert-Butanol	SW8260B	1	12	50	ND		ug/Kg	06/26/17	20:50	BP	425027
Diisopropyl ether (DIPE)	SW8260B	1	2.3	10	ND		ug/Kg	06/26/17	20:50	BP	425027
1,1-Dichloroethane	SW8260B	1	2.2	10	ND		ug/Kg	06/26/17	20:50	BP	425027
ETBE	SW8260B	1	2.3	10	ND		ug/Kg	06/26/17	20:50	BP	425027
cis-1,2-Dichloroethene	SW8260B	1	2.2	10	ND		ug/Kg	06/26/17	20:50	BP	425027
2,2-Dichloropropane	SW8260B	1	1.9	10	ND		ug/Kg	06/26/17	20:50	BP	425027
Bromochloromethane	SW8260B	1	2.3	10	ND		ug/Kg	06/26/17	20:50	BP	425027
Chloroform	SW8260B	1	2.4	10	ND		ug/Kg	06/26/17	20:50	BP	425027
Carbon Tetrachloride	SW8260B	1	2.1	10	ND		ug/Kg	06/26/17	20:50	BP	425027
1,1,1-Trichloroethane	SW8260B	1	2.1	10	ND		ug/Kg	06/26/17	20:50	BP	425027
1,1-Dichloropropene	SW8260B	1	2.0	10	ND		ug/Kg	06/26/17	20:50	BP	425027
Benzene	SW8260B	1	2.2	10	ND		ug/Kg	06/26/17	20:50	BP	425027
TAME	SW8260B	1	2.3	10	ND		ug/Kg	06/26/17	20:50	BP	425027
1,2-Dichloroethane	SW8260B	1	2.3	10	ND		ug/Kg	06/26/17	20:50	BP	425027
Trichloroethylene	SW8260B	1	1.8	10	ND		ug/Kg	06/26/17	20:50	BP	425027
Dibromomethane	SW8260B	1	1.8	10	ND		ug/Kg	06/26/17	20:50	BP	425027
1,2-Dichloropropane	SW8260B	1	1.9	10	ND		ug/Kg	06/26/17	20:50	BP	425027
Bromodichloromethane	SW8260B	1	2.0	10	ND		ug/Kg	06/26/17	20:50	BP	425027
cis-1,3-Dichloropropene	SW8260B	1	1.6	10	ND		ug/Kg	06/26/17	20:50	BP	425027
Toluene	SW8260B	1	1.8	10	ND		ug/Kg	06/26/17	20:50	BP	425027
Tetrachloroethylene	SW8260B	1	1.7	10	ND		ug/Kg	06/26/17	20:50	BP	425027
trans-1,3-Dichloropropene	SW8260B	1	1.6	10	ND		ug/Kg	06/26/17	20:50	BP	425027
1,1,2-Trichloroethane	SW8260B	1	1.8	10	ND		ug/Kg	06/26/17	20:50	BP	425027



SAMPLE RESULTS

Report prepared for: Divya Bhargava
Engeo (San Ramon)

Date/Time Received: 06/22/17, 5:35 pm
Date Reported: 06/28/17

Client Sample ID:	B-19 @4.5'-5'	Lab Sample ID:	1706189-013A
Project Name/Location:	Baker	Sample Matrix:	Soil
Project Number:	13255.000.000		
Date/Time Sampled:	06/22/17 / 15:00		
SDG:			
Tag Number:	Baker Rd		

Prep Method: 5035	Prep Batch Date/Time: 6/26/17 10:38:00AM
Prep Batch ID: 7755	Prep Analyst: BPATEL

Parameters:	Analysis Method	DF	MDL	PQL	Results	Q	Units	Analyzed	Time	By	Analytical Batch
Dibromochloromethane	SW8260B	1	1.9	10	ND		ug/Kg	06/26/17	20:50	BP	425027
1,3-Dichloropropane	SW8260B	1	1.8	10	ND		ug/Kg	06/26/17	20:50	BP	425027
1,2-Dibromoethane	SW8260B	1	1.8	10	ND		ug/Kg	06/26/17	20:50	BP	425027
Chlorobenzene	SW8260B	1	1.8	10	ND		ug/Kg	06/26/17	20:50	BP	425027
Ethyl Benzene	SW8260B	1	1.7	10	ND		ug/Kg	06/26/17	20:50	BP	425027
1,1,1,2-Tetrachloroethane	SW8260B	1	1.9	10	ND		ug/Kg	06/26/17	20:50	BP	425027
m,p-Xylene	SW8260B	1	3.2	10	ND		ug/Kg	06/26/17	20:50	BP	425027
o-Xylene	SW8260B	1	1.7	10	ND		ug/Kg	06/26/17	20:50	BP	425027
Styrene	SW8260B	1	1.6	10	ND		ug/Kg	06/26/17	20:50	BP	425027
Bromoform	SW8260B	1	1.7	10	ND		ug/Kg	06/26/17	20:50	BP	425027
Isopropyl Benzene	SW8260B	1	1.6	10	ND		ug/Kg	06/26/17	20:50	BP	425027
n-Propylbenzene	SW8260B	1	1.6	10	ND		ug/Kg	06/26/17	20:50	BP	425027
Bromobenzene	SW8260B	1	1.8	10	ND		ug/Kg	06/26/17	20:50	BP	425027
1,1,2,2-Tetrachloroethane	SW8260B	1	1.9	10	ND		ug/Kg	06/26/17	20:50	BP	425027
2-Chlorotoluene	SW8260B	1	1.8	10	ND		ug/Kg	06/26/17	20:50	BP	425027
1,3,5-Trimethylbenzene	SW8260B	1	1.6	10	ND		ug/Kg	06/26/17	20:50	BP	425027
1,2,3-Trichloropropane	SW8260B	1	1.9	10	ND		ug/Kg	06/26/17	20:50	BP	425027
4-Chlorotoluene	SW8260B	1	1.6	10	ND		ug/Kg	06/26/17	20:50	BP	425027
tert-Butylbenzene	SW8260B	1	1.6	10	ND		ug/Kg	06/26/17	20:50	BP	425027
1,2,4-Trimethylbenzene	SW8260B	1	1.4	10	ND		ug/Kg	06/26/17	20:50	BP	425027
sec-Butyl Benzene	SW8260B	1	1.6	10	ND		ug/Kg	06/26/17	20:50	BP	425027
p-Isopropyltoluene	SW8260B	1	1.5	10	ND		ug/Kg	06/26/17	20:50	BP	425027
1,3-Dichlorobenzene	SW8260B	1	1.7	10	ND		ug/Kg	06/26/17	20:50	BP	425027
1,4-Dichlorobenzene	SW8260B	1	1.7	10	ND		ug/Kg	06/26/17	20:50	BP	425027
n-Butylbenzene	SW8260B	1	1.5	10	ND		ug/Kg	06/26/17	20:50	BP	425027
1,2-Dichlorobenzene	SW8260B	1	1.8	10	ND		ug/Kg	06/26/17	20:50	BP	425027
1,2-Dibromo-3-Chloropropane	SW8260B	1	1.8	10	ND		ug/Kg	06/26/17	20:50	BP	425027
Hexachlorobutadiene	SW8260B	1	1.4	10	ND		ug/Kg	06/26/17	20:50	BP	425027
1,2,4-Trichlorobenzene	SW8260B	1	1.5	10	ND		ug/Kg	06/26/17	20:50	BP	425027
Naphthalene	SW8260B	1	1.7	10	ND		ug/Kg	06/26/17	20:50	BP	425027
1,2,3-Trichlorobenzene	SW8260B	1	1.7	10	ND		ug/Kg	06/26/17	20:50	BP	425027
2-Butanone (MEK)	SW8260B	1	2.3	10	ND		ug/Kg	06/26/17	20:50	BP	425027
(S) Dibromofluoromethane	SW8260B		59.8 - 148		95.0		%	06/26/17	20:50	BP	425027
(S) Toluene-d8	SW8260B		55.2 - 133		114		%	06/26/17	20:50	BP	425027



SAMPLE RESULTS

Report prepared for: Divya Bhargava
 Engeo (San Ramon)

Date/Time Received: 06/22/17, 5:35 pm
Date Reported: 06/28/17

Client Sample ID:	B-19 @4.5'-5'	Lab Sample ID:	1706189-013A
Project Name/Location:	Baker	Sample Matrix:	Soil
Project Number:	13255.000.000		
Date/Time Sampled:	06/22/17 / 15:00		
SDG:			
Tag Number:	Baker Rd		

Prep Method: 5035	Prep Batch Date/Time: 6/26/17	10:38:00AM
Prep Batch ID: 7755	Prep Analyst: BPATEL	

Parameters:	Analysis Method	DF	MDL	PQL	Results	Q	Units	Analyzed	Time	By	Analytical Batch
(S) 4-Bromofluorobenzene	SW8260B		55.8 - 141		125		%	06/26/17	20:50	BP	425027



SAMPLE RESULTS

Report prepared for: Divya Bhargava
 Engeo (San Ramon)

Date/Time Received: 06/22/17, 5:35 pm
Date Reported: 06/28/17

Client Sample ID:	B-19 @4.5'-5'	Lab Sample ID:	1706189-013A
Project Name/Location:	Baker	Sample Matrix:	Soil
Project Number:	13255.000.000		
Date/Time Sampled:	06/22/17 / 15:00		
SDG:			
Tag Number:	Baker Rd		

Prep Method: 5035GRO	Prep Batch Date/Time: 6/26/17	10:38:00AM
Prep Batch ID: 7756	Prep Analyst: BPATEL	

Parameters:	Analysis Method	DF	MDL	PQL	Results	Q	Units	Analyzed	Time	By	Analytical Batch
TPH(Gasoline)	8260TPH	1	43	100	ND		ug/Kg	06/26/17	20:50	BP	425027
(S) 4-Bromofluorobenzene	8260TPH		43.9 - 127		54.9		%	06/26/17	20:50	BP	425027



SAMPLE RESULTS

Report prepared for: Divya Bhargava
Engeo (San Ramon)

Date/Time Received: 06/22/17, 5:35 pm
Date Reported: 06/28/17

Client Sample ID:	B-22 @4.5'-5'	Lab Sample ID:	1706189-014A
Project Name/Location:	Baker	Sample Matrix:	Soil
Project Number:	13255.000.000		
Date/Time Sampled:	06/22/17 / 15:10		
SDG:			
Tag Number:	Baker Rd		

Prep Method: 3546_TPHSG	Prep Batch Date/Time: 6/27/17 3:35:00PM
Prep Batch ID: 7745	Prep Analyst: SNARASIMHAN

Parameters:	Analysis Method	DF	MDL	PQL	Results	Q	Units	Analyzed	Time	By	Analytical Batch
TPH as Diesel (SG)	SW8015B	1	0.85	2.0	ND		mg/Kg	06/27/17	23:18	mk	425033
TPH as Motor Oil (SG)	SW8015B	1	3.2	10	ND		mg/Kg	06/27/17	23:18	mk	425033
			Acceptance Limits								
Pentacosane (S)	SW8015B		59 - 129		102		%	06/27/17	23:18	mk	425033



SAMPLE RESULTS

Report prepared for: Divya Bhargava
Engeo (San Ramon)

Date/Time Received: 06/22/17, 5:35 pm
Date Reported: 06/28/17

Client Sample ID:	B-22 @4.5'-5'	Lab Sample ID:	1706189-014A
Project Name/Location:	Baker	Sample Matrix:	Soil
Project Number:	13255.000.000		
Date/Time Sampled:	06/22/17 / 15:10		
SDG:			
Tag Number:	Baker Rd		

Prep Method: 5035	Prep Batch Date/Time: 6/24/17 1:11:00PM
Prep Batch ID: 7730	Prep Analyst: BPATEL

Parameters:	Analysis Method	DF	MDL	PQL	Results	Q	Units	Analyzed	Time	By	Analytical Batch
Dichlorodifluoromethane	SW8260B	1	1.2	10	ND		ug/Kg	06/24/17	19:13	BP	425008
Chloromethane	SW8260B	1	1.8	10	ND		ug/Kg	06/24/17	19:13	BP	425008
Vinyl Chloride	SW8260B	1	2.0	10	ND		ug/Kg	06/24/17	19:13	BP	425008
Bromomethane	SW8260B	1	2.7	10	ND		ug/Kg	06/24/17	19:13	BP	425008
Chloroethane	SW8260B	1	3.0	10	ND		ug/Kg	06/24/17	19:13	BP	425008
Trichlorofluoromethane	SW8260B	1	2.1	10	ND		ug/Kg	06/24/17	19:13	BP	425008
1,1-Dichloroethane	SW8260B	1	2.0	10	ND		ug/Kg	06/24/17	19:13	BP	425008
Freon 113	SW8260B	1	1.9	10	ND		ug/Kg	06/24/17	19:13	BP	425008
Methylene Chloride	SW8260B	1	7.1	10	ND		ug/Kg	06/24/17	19:13	BP	425008
trans-1,2-Dichloroethene	SW8260B	1	2.1	10	ND		ug/Kg	06/24/17	19:13	BP	425008
MTBE	SW8260B	1	2.3	10	ND		ug/Kg	06/24/17	19:13	BP	425008
tert-Butanol	SW8260B	1	12	50	ND		ug/Kg	06/24/17	19:13	BP	425008
Diisopropyl ether (DIPE)	SW8260B	1	2.3	10	ND		ug/Kg	06/24/17	19:13	BP	425008
1,1-Dichloroethane	SW8260B	1	2.2	10	ND		ug/Kg	06/24/17	19:13	BP	425008
ETBE	SW8260B	1	2.3	10	ND		ug/Kg	06/24/17	19:13	BP	425008
cis-1,2-Dichloroethene	SW8260B	1	2.2	10	ND		ug/Kg	06/24/17	19:13	BP	425008
2,2-Dichloropropane	SW8260B	1	1.9	10	ND		ug/Kg	06/24/17	19:13	BP	425008
Bromochloromethane	SW8260B	1	2.3	10	ND		ug/Kg	06/24/17	19:13	BP	425008
Chloroform	SW8260B	1	2.4	10	ND		ug/Kg	06/24/17	19:13	BP	425008
Carbon Tetrachloride	SW8260B	1	2.1	10	ND		ug/Kg	06/24/17	19:13	BP	425008
1,1,1-Trichloroethane	SW8260B	1	2.1	10	ND		ug/Kg	06/24/17	19:13	BP	425008
1,1-Dichloropropene	SW8260B	1	2.0	10	ND		ug/Kg	06/24/17	19:13	BP	425008
Benzene	SW8260B	1	2.2	10	ND		ug/Kg	06/24/17	19:13	BP	425008
TAME	SW8260B	1	2.3	10	ND		ug/Kg	06/24/17	19:13	BP	425008
1,2-Dichloroethane	SW8260B	1	2.3	10	ND		ug/Kg	06/24/17	19:13	BP	425008
Trichloroethylene	SW8260B	1	1.8	10	ND		ug/Kg	06/24/17	19:13	BP	425008
Dibromomethane	SW8260B	1	1.8	10	ND		ug/Kg	06/24/17	19:13	BP	425008
1,2-Dichloropropane	SW8260B	1	1.9	10	ND		ug/Kg	06/24/17	19:13	BP	425008
Bromodichloromethane	SW8260B	1	2.0	10	ND		ug/Kg	06/24/17	19:13	BP	425008
cis-1,3-Dichloropropene	SW8260B	1	1.6	10	ND		ug/Kg	06/24/17	19:13	BP	425008
Toluene	SW8260B	1	1.8	10	ND		ug/Kg	06/24/17	19:13	BP	425008
Tetrachloroethylene	SW8260B	1	1.7	10	ND		ug/Kg	06/24/17	19:13	BP	425008
trans-1,3-Dichloropropene	SW8260B	1	1.6	10	ND		ug/Kg	06/24/17	19:13	BP	425008
1,1,2-Trichloroethane	SW8260B	1	1.8	10	ND		ug/Kg	06/24/17	19:13	BP	425008



SAMPLE RESULTS

Report prepared for: Divya Bhargava
Engeo (San Ramon)

Date/Time Received: 06/22/17, 5:35 pm
Date Reported: 06/28/17

Client Sample ID:	B-22 @4.5'-5'	Lab Sample ID:	1706189-014A
Project Name/Location:	Baker	Sample Matrix:	Soil
Project Number:	13255.000.000		
Date/Time Sampled:	06/22/17 / 15:10		
SDG:			
Tag Number:	Baker Rd		

Prep Method: 5035	Prep Batch Date/Time: 6/24/17 1:11:00PM
Prep Batch ID: 7730	Prep Analyst: BPATEL

Parameters:	Analysis Method	DF	MDL	PQL	Results	Q	Units	Analyzed	Time	By	Analytical Batch
Dibromochloromethane	SW8260B	1	1.9	10	ND		ug/Kg	06/24/17	19:13	BP	425008
1,3-Dichloropropane	SW8260B	1	1.8	10	ND		ug/Kg	06/24/17	19:13	BP	425008
1,2-Dibromoethane	SW8260B	1	1.8	10	ND		ug/Kg	06/24/17	19:13	BP	425008
Chlorobenzene	SW8260B	1	1.8	10	ND		ug/Kg	06/24/17	19:13	BP	425008
Ethyl Benzene	SW8260B	1	1.7	10	ND		ug/Kg	06/24/17	19:13	BP	425008
1,1,1,2-Tetrachloroethane	SW8260B	1	1.9	10	ND		ug/Kg	06/24/17	19:13	BP	425008
m,p-Xylene	SW8260B	1	3.2	10	ND		ug/Kg	06/24/17	19:13	BP	425008
o-Xylene	SW8260B	1	1.7	10	ND		ug/Kg	06/24/17	19:13	BP	425008
Styrene	SW8260B	1	1.6	10	ND		ug/Kg	06/24/17	19:13	BP	425008
Bromoform	SW8260B	1	1.7	10	ND		ug/Kg	06/24/17	19:13	BP	425008
Isopropyl Benzene	SW8260B	1	1.6	10	ND		ug/Kg	06/24/17	19:13	BP	425008
n-Propylbenzene	SW8260B	1	1.6	10	ND		ug/Kg	06/24/17	19:13	BP	425008
Bromobenzene	SW8260B	1	1.8	10	ND		ug/Kg	06/24/17	19:13	BP	425008
1,1,2,2-Tetrachloroethane	SW8260B	1	1.9	10	ND		ug/Kg	06/24/17	19:13	BP	425008
2-Chlorotoluene	SW8260B	1	1.8	10	ND		ug/Kg	06/24/17	19:13	BP	425008
1,3,5-Trimethylbenzene	SW8260B	1	1.6	10	ND		ug/Kg	06/24/17	19:13	BP	425008
1,2,3-Trichloropropane	SW8260B	1	1.9	10	ND		ug/Kg	06/24/17	19:13	BP	425008
4-Chlorotoluene	SW8260B	1	1.6	10	ND		ug/Kg	06/24/17	19:13	BP	425008
tert-Butylbenzene	SW8260B	1	1.6	10	ND		ug/Kg	06/24/17	19:13	BP	425008
1,2,4-Trimethylbenzene	SW8260B	1	1.4	10	ND		ug/Kg	06/24/17	19:13	BP	425008
sec-Butyl Benzene	SW8260B	1	1.6	10	ND		ug/Kg	06/24/17	19:13	BP	425008
p-Isopropyltoluene	SW8260B	1	1.5	10	ND		ug/Kg	06/24/17	19:13	BP	425008
1,3-Dichlorobenzene	SW8260B	1	1.7	10	ND		ug/Kg	06/24/17	19:13	BP	425008
1,4-Dichlorobenzene	SW8260B	1	1.7	10	ND		ug/Kg	06/24/17	19:13	BP	425008
n-Butylbenzene	SW8260B	1	1.5	10	ND		ug/Kg	06/24/17	19:13	BP	425008
1,2-Dichlorobenzene	SW8260B	1	1.8	10	ND		ug/Kg	06/24/17	19:13	BP	425008
1,2-Dibromo-3-Chloropropane	SW8260B	1	1.8	10	ND		ug/Kg	06/24/17	19:13	BP	425008
Hexachlorobutadiene	SW8260B	1	1.4	10	ND		ug/Kg	06/24/17	19:13	BP	425008
1,2,4-Trichlorobenzene	SW8260B	1	1.5	10	ND		ug/Kg	06/24/17	19:13	BP	425008
Naphthalene	SW8260B	1	1.7	10	ND		ug/Kg	06/24/17	19:13	BP	425008
1,2,3-Trichlorobenzene	SW8260B	1	1.7	10	ND		ug/Kg	06/24/17	19:13	BP	425008
2-Butanone (MEK)	SW8260B	1	2.3	10	ND		ug/Kg	06/24/17	19:13	BP	425008
(S) Dibromofluoromethane	SW8260B		59.8 - 148		94.1		%	06/24/17	19:13	BP	425008
(S) Toluene-d8	SW8260B		55.2 - 133		114		%	06/24/17	19:13	BP	425008



SAMPLE RESULTS

Report prepared for: Divya Bhargava
 Engeo (San Ramon)

Date/Time Received: 06/22/17, 5:35 pm
Date Reported: 06/28/17

Client Sample ID:	B-22 @4.5'-5'	Lab Sample ID:	1706189-014A
Project Name/Location:	Baker	Sample Matrix:	Soil
Project Number:	13255.000.000		
Date/Time Sampled:	06/22/17 / 15:10		
SDG:			
Tag Number:	Baker Rd		

Prep Method: 5035	Prep Batch Date/Time: 6/24/17	1:11:00PM
Prep Batch ID: 7730	Prep Analyst: BPATEL	

Parameters:	Analysis Method	DF	MDL	PQL	Results	Q	Units	Analyzed	Time	By	Analytical Batch
(S) 4-Bromofluorobenzene	SW8260B		55.8 - 141		126		%	06/24/17	19:13	BP	425008



SAMPLE RESULTS

Report prepared for: Divya Bhargava
Engeo (San Ramon)

Date/Time Received: 06/22/17, 5:35 pm
Date Reported: 06/28/17

Client Sample ID:	B-22 @4.5'-5'	Lab Sample ID:	1706189-014A
Project Name/Location:	Baker	Sample Matrix:	Soil
Project Number:	13255.000.000		
Date/Time Sampled:	06/22/17 / 15:10		
SDG:			
Tag Number:	Baker Rd		

Prep Method: 5035GRO	Prep Batch Date/Time: 6/24/17	1:11:00PM
Prep Batch ID: 7731	Prep Analyst: BPATEL	

Parameters:	Analysis Method	DF	MDL	PQL	Results	Q	Units	Analyzed	Time	By	Analytical Batch
TPH(Gasoline)	8260TPH	1	43	100	ND		ug/Kg	06/24/17	19:13	BP	425008
(S) 4-Bromofluorobenzene	8260TPH		43.9 - 127		58.1		%	06/24/17	19:13	BP	425008



SAMPLE RESULTS

Report prepared for: Divya Bhargava
Engeo (San Ramon)

Date/Time Received: 06/22/17, 5:35 pm
Date Reported: 06/28/17

Client Sample ID:	GW-2	Lab Sample ID:	1706189-015A
Project Name/Location:	Baker	Sample Matrix:	Groundwater
Project Number:	13255.000.000		
Date/Time Sampled:	06/22/17 / 12:00		
SDG:			
Tag Number:	Baker Rd		

Prep Method: 5030VOC	Prep Batch Date/Time: 6/26/17	8:30:00AM
Prep Batch ID: 7749	Prep Analyst: BALI	

Parameters:	Analysis Method	DF	MDL	PQL	Results	Q	Units	Analyzed	Time	By	Analytical Batch
Dichlorodifluoromethane	SW8260B	1	0.26	0.50	ND		ug/L	06/26/17	14:38	BP	425024
Chloromethane	SW8260B	1	0.17	0.50	ND		ug/L	06/26/17	14:38	BP	425024
Vinyl Chloride	SW8260B	1	0.21	0.50	ND		ug/L	06/26/17	14:38	BP	425024
Bromomethane	SW8260B	1	0.21	0.50	ND		ug/L	06/26/17	14:38	BP	425024
Chloroethane	SW8260B	1	0.11	0.50	ND		ug/L	06/26/17	14:38	BP	425024
Trichlorofluoromethane	SW8260B	1	0.19	0.50	ND		ug/L	06/26/17	14:38	BP	425024
1,1-Dichloroethene	SW8260B	1	0.14	0.50	ND		ug/L	06/26/17	14:38	BP	425024
Freon 113	SW8260B	1	0.34	0.50	ND		ug/L	06/26/17	14:38	BP	425024
Methylene Chloride	SW8260B	1	0.13	0.50	ND		ug/L	06/26/17	14:38	BP	425024
trans-1,2-Dichloroethene	SW8260B	1	0.16	0.50	ND		ug/L	06/26/17	14:38	BP	425024
MTBE	SW8260B	1	0.077	0.50	ND		ug/L	06/26/17	14:38	BP	425024
tert-Butanol	SW8260B	1	7.4	10	ND		ug/L	06/26/17	14:38	BP	425024
Diisopropyl ether (DIPE)	SW8260B	1	0.12	0.50	ND		ug/L	06/26/17	14:38	BP	425024
1,1-Dichloroethane	SW8260B	1	0.12	0.50	ND		ug/L	06/26/17	14:38	BP	425024
ETBE	SW8260B	1	0.064	0.50	ND		ug/L	06/26/17	14:38	BP	425024
cis-1,2-Dichloroethene	SW8260B	1	0.15	0.50	ND		ug/L	06/26/17	14:38	BP	425024
2,2-Dichloropropane	SW8260B	1	0.094	0.50	ND		ug/L	06/26/17	14:38	BP	425024
Bromochloromethane	SW8260B	1	0.15	0.50	ND		ug/L	06/26/17	14:38	BP	425024
Chloroform	SW8260B	1	0.12	0.50	ND		ug/L	06/26/17	14:38	BP	425024
Carbon Tetrachloride	SW8260B	1	0.16	0.50	ND		ug/L	06/26/17	14:38	BP	425024
1,1,1-Trichloroethane	SW8260B	1	0.16	0.50	ND		ug/L	06/26/17	14:38	BP	425024
1,1-Dichloropropene	SW8260B	1	0.19	0.50	ND		ug/L	06/26/17	14:38	BP	425024
Benzene	SW8260B	1	0.16	0.50	ND		ug/L	06/26/17	14:38	BP	425024
TAME	SW8260B	1	0.072	0.50	ND		ug/L	06/26/17	14:38	BP	425024
1,2-Dichloroethane	SW8260B	1	0.11	0.50	ND		ug/L	06/26/17	14:38	BP	425024
Trichloroethylene	SW8260B	1	0.15	0.50	ND		ug/L	06/26/17	14:38	BP	425024
Dibromomethane	SW8260B	1	0.11	0.50	ND		ug/L	06/26/17	14:38	BP	425024
1,2-Dichloropropane	SW8260B	1	0.089	0.50	ND		ug/L	06/26/17	14:38	BP	425024
Bromodichloromethane	SW8260B	1	0.076	0.50	ND		ug/L	06/26/17	14:38	BP	425024
cis-1,3-Dichloropropene	SW8260B	1	0.078	0.50	ND		ug/L	06/26/17	14:38	BP	425024
Toluene	SW8260B	1	0.14	0.50	ND		ug/L	06/26/17	14:38	BP	425024
Tetrachloroethylene	SW8260B	1	0.24	0.50	ND		ug/L	06/26/17	14:38	BP	425024
trans-1,3-Dichloropropene	SW8260B	1	0.22	0.50	ND		ug/L	06/26/17	14:38	BP	425024
1,1,2-Trichloroethane	SW8260B	1	0.076	0.50	ND		ug/L	06/26/17	14:38	BP	425024



SAMPLE RESULTS

Report prepared for: Divya Bhargava
Engeo (San Ramon)

Date/Time Received: 06/22/17, 5:35 pm
Date Reported: 06/28/17

Client Sample ID:	GW-2	Lab Sample ID:	1706189-015A
Project Name/Location:	Baker	Sample Matrix:	Groundwater
Project Number:	13255.000.000		
Date/Time Sampled:	06/22/17 / 12:00		
SDG:			
Tag Number:	Baker Rd		

Prep Method: 5030VOC	Prep Batch Date/Time: 6/26/17	8:30:00AM
Prep Batch ID: 7749	Prep Analyst: BALI	

Parameters:	Analysis Method	DF	MDL	PQL	Results	Q	Units	Analyzed	Time	By	Analytical Batch
Dibromochloromethane	SW8260B	1	0.18	0.50	ND		ug/L	06/26/17	14:38	BP	425024
1,3-Dichloropropane	SW8260B	1	0.22	0.50	ND		ug/L	06/26/17	14:38	BP	425024
1,2-Dibromoethane	SW8260B	1	0.079	0.50	ND		ug/L	06/26/17	14:38	BP	425024
Chlorobenzene	SW8260B	1	0.16	0.50	ND		ug/L	06/26/17	14:38	BP	425024
Ethyl Benzene	SW8260B	1	0.20	0.50	ND		ug/L	06/26/17	14:38	BP	425024
1,1,1,2-Tetrachloroethane	SW8260B	1	0.087	0.50	ND		ug/L	06/26/17	14:38	BP	425024
m,p-Xylene	SW8260B	1	0.39	1.0	ND		ug/L	06/26/17	14:38	BP	425024
o-Xylene	SW8260B	1	0.15	0.50	ND		ug/L	06/26/17	14:38	BP	425024
Styrene	SW8260B	1	0.11	0.50	ND		ug/L	06/26/17	14:38	BP	425024
Bromoform	SW8260B	1	0.076	0.50	ND		ug/L	06/26/17	14:38	BP	425024
Isopropyl Benzene	SW8260B	1	0.22	0.50	ND		ug/L	06/26/17	14:38	BP	425024
n-Propylbenzene	SW8260B	1	0.30	0.50	ND		ug/L	06/26/17	14:38	BP	425024
Bromobenzene	SW8260B	1	0.15	0.50	ND		ug/L	06/26/17	14:38	BP	425024
1,1,2,2-Tetrachloroethane	SW8260B	1	0.079	0.50	ND		ug/L	06/26/17	14:38	BP	425024
2-Chlorotoluene	SW8260B	1	0.25	0.50	ND		ug/L	06/26/17	14:38	BP	425024
1,3,5-Trimethylbenzene	SW8260B	1	0.24	0.50	ND		ug/L	06/26/17	14:38	BP	425024
1,2,3-Trichloropropane	SW8260B	1	0.15	0.50	ND		ug/L	06/26/17	14:38	BP	425024
4-Chlorotoluene	SW8260B	1	0.22	0.50	ND		ug/L	06/26/17	14:38	BP	425024
tert-Butylbenzene	SW8260B	1	0.26	0.50	ND		ug/L	06/26/17	14:38	BP	425024
1,2,4-Trimethylbenzene	SW8260B	1	0.23	0.50	ND		ug/L	06/26/17	14:38	BP	425024
sec-Butyl Benzene	SW8260B	1	0.30	0.50	ND		ug/L	06/26/17	14:38	BP	425024
p-Isopropyltoluene	SW8260B	1	0.27	0.50	ND		ug/L	06/26/17	14:38	BP	425024
1,3-Dichlorobenzene	SW8260B	1	0.17	0.50	ND		ug/L	06/26/17	14:38	BP	425024
1,4-Dichlorobenzene	SW8260B	1	0.18	0.50	ND		ug/L	06/26/17	14:38	BP	425024
n-Butylbenzene	SW8260B	1	0.27	0.50	ND		ug/L	06/26/17	14:38	BP	425024
1,2-Dichlorobenzene	SW8260B	1	0.16	0.50	ND		ug/L	06/26/17	14:38	BP	425024
1,2-Dibromo-3-Chloropropane	SW8260B	1	0.76	2.0	ND		ug/L	06/26/17	14:38	BP	425024
Hexachlorobutadiene	SW8260B	1	0.62	2.0	ND		ug/L	06/26/17	14:38	BP	425024
1,2,4-Trichlorobenzene	SW8260B	1	0.93	2.0	ND		ug/L	06/26/17	14:38	BP	425024
Naphthalene	SW8260B	1	1.2	2.0	ND		ug/L	06/26/17	14:38	BP	425024
1,2,3-Trichlorobenzene	SW8260B	1	1.2	2.0	ND		ug/L	06/26/17	14:38	BP	425024
(S) Dibromofluoromethane	SW8260B		61.2 - 131		108		%	06/26/17	14:38	BP	425024
(S) Toluene-d8	SW8260B		75.1 - 127		97.9		%	06/26/17	14:38	BP	425024
(S) 4-Bromofluorobenzene	SW8260B		64.1 - 120		93.6		%	06/26/17	14:38	BP	425024



SAMPLE RESULTS

Report prepared for: Divya Bhargava
Engeo (San Ramon)

Date/Time Received: 06/22/17, 5:35 pm
Date Reported: 06/28/17

Client Sample ID:	GW-2	Lab Sample ID:	1706189-015A
Project Name/Location:	Baker	Sample Matrix:	Groundwater
Project Number:	13255.000.000		
Date/Time Sampled:	06/22/17 / 12:00		
SDG:			
Tag Number:	Baker Rd		

Prep Method: 5030GRO	Prep Batch Date/Time: 6/26/17	8:30:00AM
Prep Batch ID: 7754	Prep Analyst:	BALI

Parameters:	Analysis Method	DF	MDL	PQL	Results	Q	Units	Analyzed	Time	By	Analytical Batch
TPH(Gasoline)	8260TPH	1	29	50	ND		ug/L	06/26/17	14:38	BP	425024
(S) 4-Bromofluorobenzene	8260TPH		41.5 - 125		110		%	06/26/17	14:38	BP	425024



SAMPLE RESULTS

Report prepared for: Divya Bhargava
Engeo (San Ramon)

Date/Time Received: 06/22/17, 5:35 pm
Date Reported: 06/28/17

Client Sample ID:	GW-2	Lab Sample ID:	1706189-015B
Project Name/Location:	Baker	Sample Matrix:	Groundwater
Project Number:	13255.000.000		
Date/Time Sampled:	06/22/17 / 12:00		
SDG:			
Tag Number:	Baker Rd		

Prep Method: 3510_TPH SG	Prep Batch Date/Time: 6/24/17 11:04:00AM
Prep Batch ID: 7685	Prep Analyst: ROME

Parameters:	Analysis Method	DF	MDL	PQL	Results	Q	Units	Analyzed	Time	By	Analytical Batch
TPH as Diesel (SG)	SW8015B	1	0.037	0.10	ND		mg/L	06/25/17	18:29	mk	424991
TPH as Motor Oil (SG)	SW8015B	1	0.11	0.40	ND		mg/L	06/25/17	18:29	mk	424991
			Acceptance Limits								
Pentacosane (S)	SW8015B		59 - 129		77.5		%	06/25/17	18:29	mk	424991



SAMPLE RESULTS

Report prepared for: Divya Bhargava
 Engeo (San Ramon)

Date/Time Received: 06/22/17, 5:35 pm
Date Reported: 06/28/17

Client Sample ID:	GW-2	Lab Sample ID:	1706189-015C
Project Name/Location:	Baker	Sample Matrix:	Groundwater
Project Number:	13255.000.000		
Date/Time Sampled:	06/22/17 / 12:00		
SDG:			
Tag Number:	Baker Rd		

Prep Method: 7470AP	Prep Batch Date/Time: 6/26/17 12:00:00PM
Prep Batch ID: 7726	Prep Analyst: PPATEL

Parameters:	Analysis Method	DF	MDL	PQL	Results	Q	Units	Analyzed	Time	By	Analytical Batch
Mercury (Dissolved)	SW7470A	1	0.00013	0.020	ND		mg/L	06/27/17	11:02	BJAY	425015



SAMPLE RESULTS

Report prepared for: Divya Bhargava
Engeo (San Ramon)

Date/Time Received: 06/22/17, 5:35 pm
Date Reported: 06/28/17

Client Sample ID:	GW-2	Lab Sample ID:	1706189-015C
Project Name/Location:	Baker	Sample Matrix:	Groundwater
Project Number:	13255.000.000		
Date/Time Sampled:	06/22/17 / 12:00		
SDG:			
Tag Number:	Baker Rd		

Prep Method: 3010B	Prep Batch Date/Time: 6/26/17 12:00:00PM
Prep Batch ID: 7721	Prep Analyst: PPATEL

Parameters:	Analysis Method	DF	MDL	PQL	Results	Q	Units	Analyzed	Time	By	Analytical Batch
Antimony (Dissolved)	SW6010B	1	0.0050	0.010	ND		mg/L	06/26/17	19:49	PPATEL	424998
Arsenic (Dissolved)	SW6010B	1	0.0040	0.010	ND		mg/L	06/26/17	19:49	PPATEL	424998
Barium (Dissolved)	SW6010B	1	0.00050	0.0050	0.036		mg/L	06/26/17	19:49	PPATEL	424998
Beryllium (Dissolved)	SW6010B	1	0.00020	0.0050	ND		mg/L	06/26/17	19:49	PPATEL	424998
Cadmium (Dissolved)	SW6010B	1	0.0020	0.0050	ND		mg/L	06/26/17	19:49	PPATEL	424998
Chromium (Dissolved)	SW6010B	1	0.00090	0.0050	ND		mg/L	06/26/17	19:49	PPATEL	424998
Cobalt (Dissolved)	SW6010B	1	0.00050	0.0050	ND		mg/L	06/26/17	19:49	PPATEL	424998
Copper (Dissolved)	SW6010B	1	0.0020	0.0050	ND		mg/L	06/26/17	19:49	PPATEL	424998
Lead (Dissolved)	SW6010B	1	0.0040	0.010	ND		mg/L	06/26/17	19:49	PPATEL	424998
Molybdenum (Dissolved)	SW6010B	1	0.0020	0.010	ND		mg/L	06/26/17	19:49	PPATEL	424998
Nickel (Dissolved)	SW6010B	1	0.0020	0.0050	ND		mg/L	06/26/17	19:49	PPATEL	424998
Selenium (Dissolved)	SW6010B	1	0.0073	0.010	ND		mg/L	06/26/17	19:49	PPATEL	424998
Silver (Dissolved)	SW6010B	1	0.0040	0.010	ND		mg/L	06/26/17	19:49	PPATEL	424998
Thallium (Dissolved)	SW6010B	1	0.0040	0.015	ND		mg/L	06/26/17	19:49	PPATEL	424998
Vanadium (Dissolved)	SW6010B	1	0.0010	0.0050	ND		mg/L	06/26/17	19:49	PPATEL	424998
Zinc (Dissolved)	SW6010B	1	0.0020	0.0050	0.011		mg/L	06/26/17	19:49	PPATEL	424998



SAMPLE RESULTS

Report prepared for: Divya Bhargava
Engeo (San Ramon)

Date/Time Received: 06/22/17, 5:35 pm
Date Reported: 06/28/17

Client Sample ID:	Dup-1	Lab Sample ID:	1706189-016A
Project Name/Location:	Baker	Sample Matrix:	Groundwater
Project Number:	13255.000.000		
Date/Time Sampled:	06/22/17 / 12:30		
SDG:			
Tag Number:	Baker Rd		

Prep Method: 5030VOC	Prep Batch Date/Time: 6/26/17 8:30:00AM
Prep Batch ID: 7749	Prep Analyst: BALI

Parameters:	Analysis Method	DF	MDL	PQL	Results	Q	Units	Analyzed	Time	By	Analytical Batch
Dichlorodifluoromethane	SW8260B	1	0.26	0.50	ND		ug/L	06/26/17	15:06	BP	425024
Chloromethane	SW8260B	1	0.17	0.50	ND		ug/L	06/26/17	15:06	BP	425024
Vinyl Chloride	SW8260B	1	0.21	0.50	ND		ug/L	06/26/17	15:06	BP	425024
Bromomethane	SW8260B	1	0.21	0.50	ND		ug/L	06/26/17	15:06	BP	425024
Chloroethane	SW8260B	1	0.11	0.50	ND		ug/L	06/26/17	15:06	BP	425024
Trichlorofluoromethane	SW8260B	1	0.19	0.50	ND		ug/L	06/26/17	15:06	BP	425024
1,1-Dichloroethene	SW8260B	1	0.14	0.50	ND		ug/L	06/26/17	15:06	BP	425024
Freon 113	SW8260B	1	0.34	0.50	ND		ug/L	06/26/17	15:06	BP	425024
Methylene Chloride	SW8260B	1	0.13	0.50	ND		ug/L	06/26/17	15:06	BP	425024
trans-1,2-Dichloroethene	SW8260B	1	0.16	0.50	ND		ug/L	06/26/17	15:06	BP	425024
MTBE	SW8260B	1	0.077	0.50	ND		ug/L	06/26/17	15:06	BP	425024
tert-Butanol	SW8260B	1	7.4	10	ND		ug/L	06/26/17	15:06	BP	425024
Diisopropyl ether (DIPE)	SW8260B	1	0.12	0.50	ND		ug/L	06/26/17	15:06	BP	425024
1,1-Dichloroethane	SW8260B	1	0.12	0.50	ND		ug/L	06/26/17	15:06	BP	425024
ETBE	SW8260B	1	0.064	0.50	ND		ug/L	06/26/17	15:06	BP	425024
cis-1,2-Dichloroethene	SW8260B	1	0.15	0.50	ND		ug/L	06/26/17	15:06	BP	425024
2,2-Dichloropropane	SW8260B	1	0.094	0.50	ND		ug/L	06/26/17	15:06	BP	425024
Bromochloromethane	SW8260B	1	0.15	0.50	ND		ug/L	06/26/17	15:06	BP	425024
Chloroform	SW8260B	1	0.12	0.50	ND		ug/L	06/26/17	15:06	BP	425024
Carbon Tetrachloride	SW8260B	1	0.16	0.50	ND		ug/L	06/26/17	15:06	BP	425024
1,1,1-Trichloroethane	SW8260B	1	0.16	0.50	ND		ug/L	06/26/17	15:06	BP	425024
1,1-Dichloropropene	SW8260B	1	0.19	0.50	ND		ug/L	06/26/17	15:06	BP	425024
Benzene	SW8260B	1	0.16	0.50	ND		ug/L	06/26/17	15:06	BP	425024
TAME	SW8260B	1	0.072	0.50	ND		ug/L	06/26/17	15:06	BP	425024
1,2-Dichloroethane	SW8260B	1	0.11	0.50	ND		ug/L	06/26/17	15:06	BP	425024
Trichloroethylene	SW8260B	1	0.15	0.50	ND		ug/L	06/26/17	15:06	BP	425024
Dibromomethane	SW8260B	1	0.11	0.50	ND		ug/L	06/26/17	15:06	BP	425024
1,2-Dichloropropane	SW8260B	1	0.089	0.50	ND		ug/L	06/26/17	15:06	BP	425024
Bromodichloromethane	SW8260B	1	0.076	0.50	ND		ug/L	06/26/17	15:06	BP	425024
cis-1,3-Dichloropropene	SW8260B	1	0.078	0.50	ND		ug/L	06/26/17	15:06	BP	425024
Toluene	SW8260B	1	0.14	0.50	ND		ug/L	06/26/17	15:06	BP	425024
Tetrachloroethylene	SW8260B	1	0.24	0.50	ND		ug/L	06/26/17	15:06	BP	425024
trans-1,3-Dichloropropene	SW8260B	1	0.22	0.50	ND		ug/L	06/26/17	15:06	BP	425024
1,1,2-Trichloroethane	SW8260B	1	0.076	0.50	ND		ug/L	06/26/17	15:06	BP	425024



SAMPLE RESULTS

Report prepared for: Divya Bhargava
Engeo (San Ramon)

Date/Time Received: 06/22/17, 5:35 pm
Date Reported: 06/28/17

Client Sample ID:	Dup-1	Lab Sample ID:	1706189-016A
Project Name/Location:	Baker	Sample Matrix:	Groundwater
Project Number:	13255.000.000		
Date/Time Sampled:	06/22/17 / 12:30		
SDG:			
Tag Number:	Baker Rd		

Prep Method: 5030VOC	Prep Batch Date/Time: 6/26/17	8:30:00AM
Prep Batch ID: 7749	Prep Analyst: BALI	

Parameters:	Analysis Method	DF	MDL	PQL	Results	Q	Units	Analyzed	Time	By	Analytical Batch
Dibromochloromethane	SW8260B	1	0.18	0.50	ND		ug/L	06/26/17	15:06	BP	425024
1,3-Dichloropropane	SW8260B	1	0.22	0.50	ND		ug/L	06/26/17	15:06	BP	425024
1,2-Dibromoethane	SW8260B	1	0.079	0.50	ND		ug/L	06/26/17	15:06	BP	425024
Chlorobenzene	SW8260B	1	0.16	0.50	ND		ug/L	06/26/17	15:06	BP	425024
Ethyl Benzene	SW8260B	1	0.20	0.50	ND		ug/L	06/26/17	15:06	BP	425024
1,1,1,2-Tetrachloroethane	SW8260B	1	0.087	0.50	ND		ug/L	06/26/17	15:06	BP	425024
m,p-Xylene	SW8260B	1	0.39	1.0	ND		ug/L	06/26/17	15:06	BP	425024
o-Xylene	SW8260B	1	0.15	0.50	ND		ug/L	06/26/17	15:06	BP	425024
Styrene	SW8260B	1	0.11	0.50	ND		ug/L	06/26/17	15:06	BP	425024
Bromoform	SW8260B	1	0.076	0.50	ND		ug/L	06/26/17	15:06	BP	425024
Isopropyl Benzene	SW8260B	1	0.22	0.50	ND		ug/L	06/26/17	15:06	BP	425024
n-Propylbenzene	SW8260B	1	0.30	0.50	ND		ug/L	06/26/17	15:06	BP	425024
Bromobenzene	SW8260B	1	0.15	0.50	ND		ug/L	06/26/17	15:06	BP	425024
1,1,2,2-Tetrachloroethane	SW8260B	1	0.079	0.50	ND		ug/L	06/26/17	15:06	BP	425024
2-Chlorotoluene	SW8260B	1	0.25	0.50	ND		ug/L	06/26/17	15:06	BP	425024
1,3,5-Trimethylbenzene	SW8260B	1	0.24	0.50	ND		ug/L	06/26/17	15:06	BP	425024
1,2,3-Trichloropropane	SW8260B	1	0.15	0.50	ND		ug/L	06/26/17	15:06	BP	425024
4-Chlorotoluene	SW8260B	1	0.22	0.50	ND		ug/L	06/26/17	15:06	BP	425024
tert-Butylbenzene	SW8260B	1	0.26	0.50	ND		ug/L	06/26/17	15:06	BP	425024
1,2,4-Trimethylbenzene	SW8260B	1	0.23	0.50	ND		ug/L	06/26/17	15:06	BP	425024
sec-Butyl Benzene	SW8260B	1	0.30	0.50	ND		ug/L	06/26/17	15:06	BP	425024
p-Isopropyltoluene	SW8260B	1	0.27	0.50	ND		ug/L	06/26/17	15:06	BP	425024
1,3-Dichlorobenzene	SW8260B	1	0.17	0.50	ND		ug/L	06/26/17	15:06	BP	425024
1,4-Dichlorobenzene	SW8260B	1	0.18	0.50	ND		ug/L	06/26/17	15:06	BP	425024
n-Butylbenzene	SW8260B	1	0.27	0.50	ND		ug/L	06/26/17	15:06	BP	425024
1,2-Dichlorobenzene	SW8260B	1	0.16	0.50	ND		ug/L	06/26/17	15:06	BP	425024
1,2-Dibromo-3-Chloropropane	SW8260B	1	0.76	2.0	ND		ug/L	06/26/17	15:06	BP	425024
Hexachlorobutadiene	SW8260B	1	0.62	2.0	ND		ug/L	06/26/17	15:06	BP	425024
1,2,4-Trichlorobenzene	SW8260B	1	0.93	2.0	ND		ug/L	06/26/17	15:06	BP	425024
Naphthalene	SW8260B	1	1.2	2.0	ND		ug/L	06/26/17	15:06	BP	425024
1,2,3-Trichlorobenzene	SW8260B	1	1.2	2.0	ND		ug/L	06/26/17	15:06	BP	425024
(S) Dibromofluoromethane	SW8260B		61.2 - 131		110		%	06/26/17	15:06	BP	425024
(S) Toluene-d8	SW8260B		75.1 - 127		94.9		%	06/26/17	15:06	BP	425024
(S) 4-Bromofluorobenzene	SW8260B		64.1 - 120		94.6		%	06/26/17	15:06	BP	425024



SAMPLE RESULTS

Report prepared for: Divya Bhargava
 Engeo (San Ramon)

Date/Time Received: 06/22/17, 5:35 pm
Date Reported: 06/28/17

Client Sample ID:	Dup-1	Lab Sample ID:	1706189-016A
Project Name/Location:	Baker	Sample Matrix:	Groundwater
Project Number:	13255.000.000		
Date/Time Sampled:	06/22/17 / 12:30		
SDG:			
Tag Number:	Baker Rd		

Prep Method: 5030GRO	Prep Batch Date/Time: 6/26/17	8:30:00AM
Prep Batch ID: 7754	Prep Analyst:	BALI

Parameters:	Analysis Method	DF	MDL	PQL	Results	Q	Units	Analyzed	Time	By	Analytical Batch
TPH(Gasoline)	8260TPH	1	29	50	ND		ug/L	06/26/17	15:06	BP	425024
(S) 4-Bromofluorobenzene	8260TPH		41.5 - 125		110		%	06/26/17	15:06	BP	425024



SAMPLE RESULTS

Report prepared for: Divya Bhargava
Engeo (San Ramon)

Date/Time Received: 06/22/17, 5:35 pm
Date Reported: 06/28/17

Client Sample ID:	Dup-1	Lab Sample ID:	1706189-016B
Project Name/Location:	Baker	Sample Matrix:	Groundwater
Project Number:	13255.000.000		
Date/Time Sampled:	06/22/17 / 12:30		
SDG:			
Tag Number:	Baker Rd		

Prep Method: 3510_TPH SG	Prep Batch Date/Time: 6/24/17	11:04:00AM
Prep Batch ID: 7685	Prep Analyst: ROME	

Parameters:	Analysis Method	DF	MDL	PQL	Results	Q	Units	Analyzed	Time	By	Analytical Batch
TPH as Diesel (SG)	SW8015B	1	0.037	0.10	ND		mg/L	06/25/17	18:54	mk	424991
TPH as Motor Oil (SG)	SW8015B	1	0.11	0.40	ND		mg/L	06/25/17	18:54	mk	424991
			Acceptance Limits								
Pentacosane (S)	SW8015B		59 - 129		89.3		%	06/25/17	18:54	mk	424991



SAMPLE RESULTS

Report prepared for: Divya Bhargava
 Engeo (San Ramon)

Date/Time Received: 06/22/17, 5:35 pm
Date Reported: 06/28/17

Client Sample ID:	Dup-1	Lab Sample ID:	1706189-016C
Project Name/Location:	Baker	Sample Matrix:	Groundwater
Project Number:	13255.000.000		
Date/Time Sampled:	06/22/17 / 12:30		
SDG:			
Tag Number:	Baker Rd		

Prep Method: 7470AP	Prep Batch Date/Time: 6/26/17 12:00:00PM
Prep Batch ID: 7726	Prep Analyst: PPATEL

Parameters:	Analysis Method	DF	MDL	PQL	Results	Q	Units	Analyzed	Time	By	Analytical Batch
Mercury (Dissolved)	SW7470A	1	0.00013	0.020	ND		mg/L	06/27/17	11:04	BJAY	425015



SAMPLE RESULTS

Report prepared for: Divya Bhargava
Engeo (San Ramon)

Date/Time Received: 06/22/17, 5:35 pm
Date Reported: 06/28/17

Client Sample ID:	Dup-1	Lab Sample ID:	1706189-016C
Project Name/Location:	Baker	Sample Matrix:	Groundwater
Project Number:	13255.000.000		
Date/Time Sampled:	06/22/17 / 12:30		
SDG:			
Tag Number:	Baker Rd		

Prep Method: 3010B	Prep Batch Date/Time: 6/26/17 12:00:00PM
Prep Batch ID: 7721	Prep Analyst: PPATEL

Parameters:	Analysis Method	DF	MDL	PQL	Results	Q	Units	Analyzed	Time	By	Analytical Batch
Antimony (Dissolved)	SW6010B	1	0.0050	0.010	ND		mg/L	06/26/17	19:54	PPATEL	424998
Arsenic (Dissolved)	SW6010B	1	0.0040	0.010	ND		mg/L	06/26/17	19:54	PPATEL	424998
Barium (Dissolved)	SW6010B	1	0.00050	0.0050	0.034		mg/L	06/26/17	19:54	PPATEL	424998
Beryllium (Dissolved)	SW6010B	1	0.00020	0.0050	ND		mg/L	06/26/17	19:54	PPATEL	424998
Cadmium (Dissolved)	SW6010B	1	0.0020	0.0050	ND		mg/L	06/26/17	19:54	PPATEL	424998
Chromium (Dissolved)	SW6010B	1	0.00090	0.0050	ND		mg/L	06/26/17	19:54	PPATEL	424998
Cobalt (Dissolved)	SW6010B	1	0.00050	0.0050	ND		mg/L	06/26/17	19:54	PPATEL	424998
Copper (Dissolved)	SW6010B	1	0.0020	0.0050	ND		mg/L	06/26/17	19:54	PPATEL	424998
Lead (Dissolved)	SW6010B	1	0.0040	0.010	ND		mg/L	06/26/17	19:54	PPATEL	424998
Molybdenum (Dissolved)	SW6010B	1	0.0020	0.010	ND		mg/L	06/26/17	19:54	PPATEL	424998
Nickel (Dissolved)	SW6010B	1	0.0020	0.0050	ND		mg/L	06/26/17	19:54	PPATEL	424998
Selenium (Dissolved)	SW6010B	1	0.0073	0.010	ND		mg/L	06/26/17	19:54	PPATEL	424998
Silver (Dissolved)	SW6010B	1	0.0040	0.010	ND		mg/L	06/26/17	19:54	PPATEL	424998
Thallium (Dissolved)	SW6010B	1	0.0040	0.015	ND		mg/L	06/26/17	19:54	PPATEL	424998
Vanadium (Dissolved)	SW6010B	1	0.0010	0.0050	ND		mg/L	06/26/17	19:54	PPATEL	424998
Zinc (Dissolved)	SW6010B	1	0.0020	0.0050	0.012		mg/L	06/26/17	19:54	PPATEL	424998



SAMPLE RESULTS

Report prepared for: Divya Bhargava
Engeo (San Ramon)

Date/Time Received: 06/22/17, 5:35 pm
Date Reported: 06/28/17

Client Sample ID:	GW-3	Lab Sample ID:	1706189-017A
Project Name/Location:	Baker	Sample Matrix:	Groundwater
Project Number:	13255.000.000		
Date/Time Sampled:	06/22/17 / 14:00		
SDG:			
Tag Number:	Baker Rd		

Prep Method: 5030VOC	Prep Batch Date/Time: 6/26/17 8:30:00AM
Prep Batch ID: 7749	Prep Analyst: BALI

Parameters:	Analysis Method	DF	MDL	PQL	Results	Q	Units	Analyzed	Time	By	Analytical Batch
Dichlorodifluoromethane	SW8260B	1	0.26	0.50	ND		ug/L	06/26/17	15:35	BP	425024
Chloromethane	SW8260B	1	0.17	0.50	ND		ug/L	06/26/17	15:35	BP	425024
Vinyl Chloride	SW8260B	1	0.21	0.50	ND		ug/L	06/26/17	15:35	BP	425024
Bromomethane	SW8260B	1	0.21	0.50	ND		ug/L	06/26/17	15:35	BP	425024
Chloroethane	SW8260B	1	0.11	0.50	ND		ug/L	06/26/17	15:35	BP	425024
Trichlorofluoromethane	SW8260B	1	0.19	0.50	ND		ug/L	06/26/17	15:35	BP	425024
1,1-Dichloroethene	SW8260B	1	0.14	0.50	ND		ug/L	06/26/17	15:35	BP	425024
Freon 113	SW8260B	1	0.34	0.50	ND		ug/L	06/26/17	15:35	BP	425024
Methylene Chloride	SW8260B	1	0.13	0.50	ND		ug/L	06/26/17	15:35	BP	425024
trans-1,2-Dichloroethene	SW8260B	1	0.16	0.50	ND		ug/L	06/26/17	15:35	BP	425024
MTBE	SW8260B	1	0.077	0.50	ND		ug/L	06/26/17	15:35	BP	425024
tert-Butanol	SW8260B	1	7.4	10	ND		ug/L	06/26/17	15:35	BP	425024
Diisopropyl ether (DIPE)	SW8260B	1	0.12	0.50	ND		ug/L	06/26/17	15:35	BP	425024
1,1-Dichloroethane	SW8260B	1	0.12	0.50	ND		ug/L	06/26/17	15:35	BP	425024
ETBE	SW8260B	1	0.064	0.50	ND		ug/L	06/26/17	15:35	BP	425024
cis-1,2-Dichloroethene	SW8260B	1	0.15	0.50	ND		ug/L	06/26/17	15:35	BP	425024
2,2-Dichloropropane	SW8260B	1	0.094	0.50	ND		ug/L	06/26/17	15:35	BP	425024
Bromochloromethane	SW8260B	1	0.15	0.50	ND		ug/L	06/26/17	15:35	BP	425024
Chloroform	SW8260B	1	0.12	0.50	ND		ug/L	06/26/17	15:35	BP	425024
Carbon Tetrachloride	SW8260B	1	0.16	0.50	ND		ug/L	06/26/17	15:35	BP	425024
1,1,1-Trichloroethane	SW8260B	1	0.16	0.50	ND		ug/L	06/26/17	15:35	BP	425024
1,1-Dichloropropene	SW8260B	1	0.19	0.50	ND		ug/L	06/26/17	15:35	BP	425024
Benzene	SW8260B	1	0.16	0.50	ND		ug/L	06/26/17	15:35	BP	425024
TAME	SW8260B	1	0.072	0.50	ND		ug/L	06/26/17	15:35	BP	425024
1,2-Dichloroethane	SW8260B	1	0.11	0.50	ND		ug/L	06/26/17	15:35	BP	425024
Trichloroethylene	SW8260B	1	0.15	0.50	ND		ug/L	06/26/17	15:35	BP	425024
Dibromomethane	SW8260B	1	0.11	0.50	ND		ug/L	06/26/17	15:35	BP	425024
1,2-Dichloropropane	SW8260B	1	0.089	0.50	ND		ug/L	06/26/17	15:35	BP	425024
Bromodichloromethane	SW8260B	1	0.076	0.50	ND		ug/L	06/26/17	15:35	BP	425024
cis-1,3-Dichloropropene	SW8260B	1	0.078	0.50	ND		ug/L	06/26/17	15:35	BP	425024
Toluene	SW8260B	1	0.14	0.50	ND		ug/L	06/26/17	15:35	BP	425024
Tetrachloroethylene	SW8260B	1	0.24	0.50	ND		ug/L	06/26/17	15:35	BP	425024
trans-1,3-Dichloropropene	SW8260B	1	0.22	0.50	ND		ug/L	06/26/17	15:35	BP	425024
1,1,2-Trichloroethane	SW8260B	1	0.076	0.50	ND		ug/L	06/26/17	15:35	BP	425024



SAMPLE RESULTS

Report prepared for: Divya Bhargava
Engeo (San Ramon)

Date/Time Received: 06/22/17, 5:35 pm
Date Reported: 06/28/17

Client Sample ID:	GW-3	Lab Sample ID:	1706189-017A
Project Name/Location:	Baker	Sample Matrix:	Groundwater
Project Number:	13255.000.000		
Date/Time Sampled:	06/22/17 / 14:00		
SDG:			
Tag Number:	Baker Rd		

Prep Method: 5030VOC	Prep Batch Date/Time: 6/26/17	8:30:00AM
Prep Batch ID: 7749	Prep Analyst: BALI	

Parameters:	Analysis Method	DF	MDL	PQL	Results	Q	Units	Analyzed	Time	By	Analytical Batch
Dibromochloromethane	SW8260B	1	0.18	0.50	ND		ug/L	06/26/17	15:35	BP	425024
1,3-Dichloropropane	SW8260B	1	0.22	0.50	ND		ug/L	06/26/17	15:35	BP	425024
1,2-Dibromoethane	SW8260B	1	0.079	0.50	ND		ug/L	06/26/17	15:35	BP	425024
Chlorobenzene	SW8260B	1	0.16	0.50	ND		ug/L	06/26/17	15:35	BP	425024
Ethyl Benzene	SW8260B	1	0.20	0.50	ND		ug/L	06/26/17	15:35	BP	425024
1,1,1,2-Tetrachloroethane	SW8260B	1	0.087	0.50	ND		ug/L	06/26/17	15:35	BP	425024
m,p-Xylene	SW8260B	1	0.39	1.0	ND		ug/L	06/26/17	15:35	BP	425024
o-Xylene	SW8260B	1	0.15	0.50	ND		ug/L	06/26/17	15:35	BP	425024
Styrene	SW8260B	1	0.11	0.50	ND		ug/L	06/26/17	15:35	BP	425024
Bromoform	SW8260B	1	0.076	0.50	ND		ug/L	06/26/17	15:35	BP	425024
Isopropyl Benzene	SW8260B	1	0.22	0.50	ND		ug/L	06/26/17	15:35	BP	425024
n-Propylbenzene	SW8260B	1	0.30	0.50	ND		ug/L	06/26/17	15:35	BP	425024
Bromobenzene	SW8260B	1	0.15	0.50	ND		ug/L	06/26/17	15:35	BP	425024
1,1,2,2-Tetrachloroethane	SW8260B	1	0.079	0.50	ND		ug/L	06/26/17	15:35	BP	425024
2-Chlorotoluene	SW8260B	1	0.25	0.50	ND		ug/L	06/26/17	15:35	BP	425024
1,3,5-Trimethylbenzene	SW8260B	1	0.24	0.50	ND		ug/L	06/26/17	15:35	BP	425024
1,2,3-Trichloropropane	SW8260B	1	0.15	0.50	ND		ug/L	06/26/17	15:35	BP	425024
4-Chlorotoluene	SW8260B	1	0.22	0.50	ND		ug/L	06/26/17	15:35	BP	425024
tert-Butylbenzene	SW8260B	1	0.26	0.50	ND		ug/L	06/26/17	15:35	BP	425024
1,2,4-Trimethylbenzene	SW8260B	1	0.23	0.50	ND		ug/L	06/26/17	15:35	BP	425024
sec-Butyl Benzene	SW8260B	1	0.30	0.50	ND		ug/L	06/26/17	15:35	BP	425024
p-Isopropyltoluene	SW8260B	1	0.27	0.50	ND		ug/L	06/26/17	15:35	BP	425024
1,3-Dichlorobenzene	SW8260B	1	0.17	0.50	ND		ug/L	06/26/17	15:35	BP	425024
1,4-Dichlorobenzene	SW8260B	1	0.18	0.50	ND		ug/L	06/26/17	15:35	BP	425024
n-Butylbenzene	SW8260B	1	0.27	0.50	ND		ug/L	06/26/17	15:35	BP	425024
1,2-Dichlorobenzene	SW8260B	1	0.16	0.50	ND		ug/L	06/26/17	15:35	BP	425024
1,2-Dibromo-3-Chloropropane	SW8260B	1	0.76	2.0	ND		ug/L	06/26/17	15:35	BP	425024
Hexachlorobutadiene	SW8260B	1	0.62	2.0	ND		ug/L	06/26/17	15:35	BP	425024
1,2,4-Trichlorobenzene	SW8260B	1	0.93	2.0	ND		ug/L	06/26/17	15:35	BP	425024
Naphthalene	SW8260B	1	1.2	2.0	ND		ug/L	06/26/17	15:35	BP	425024
1,2,3-Trichlorobenzene	SW8260B	1	1.2	2.0	ND		ug/L	06/26/17	15:35	BP	425024
(S) Dibromofluoromethane	SW8260B		61.2 - 131		109		%	06/26/17	15:35	BP	425024
(S) Toluene-d8	SW8260B		75.1 - 127		97.8		%	06/26/17	15:35	BP	425024
(S) 4-Bromofluorobenzene	SW8260B		64.1 - 120		98.2		%	06/26/17	15:35	BP	425024



SAMPLE RESULTS

Report prepared for: Divya Bhargava
Engeo (San Ramon)

Date/Time Received: 06/22/17, 5:35 pm
Date Reported: 06/28/17

Client Sample ID:	GW-3	Lab Sample ID:	1706189-017A
Project Name/Location:	Baker	Sample Matrix:	Groundwater
Project Number:	13255.000.000		
Date/Time Sampled:	06/22/17 / 14:00		
SDG:			
Tag Number:	Baker Rd		

Prep Method: 5030GRO	Prep Batch Date/Time: 6/26/17	8:30:00AM
Prep Batch ID: 7754	Prep Analyst:	BALI

Parameters:	Analysis Method	DF	MDL	PQL	Results	Q	Units	Analyzed	Time	By	Analytical Batch
TPH(Gasoline)	8260TPH	1	29	50	ND		ug/L	06/26/17	15:35	BP	425024
(S) 4-Bromofluorobenzene	8260TPH		41.5 - 125		104		%	06/26/17	15:35	BP	425024



SAMPLE RESULTS

Report prepared for: Divya Bhargava
Engeo (San Ramon)

Date/Time Received: 06/22/17, 5:35 pm
Date Reported: 06/28/17

Client Sample ID:	GW-3	Lab Sample ID:	1706189-017B
Project Name/Location:	Baker	Sample Matrix:	Groundwater
Project Number:	13255.000.000		
Date/Time Sampled:	06/22/17 / 14:00		
SDG:			
Tag Number:	Baker Rd		

Prep Method: 3510_TPH SG	Prep Batch Date/Time: 6/24/17 11:04:00AM
Prep Batch ID: 7685	Prep Analyst: ROME

Parameters:	Analysis Method	DF	MDL	PQL	Results	Q	Units	Analyzed	Time	By	Analytical Batch
TPH as Diesel (SG)	SW8015B	1	0.037	0.10	ND		mg/L	06/25/17	19:18	mk	424991
TPH as Motor Oil (SG)	SW8015B	1	0.11	0.40	ND		mg/L	06/25/17	19:18	mk	424991
			Acceptance Limits								
Pentacosane (S)	SW8015B		59 - 129		68.5		%	06/25/17	19:18	mk	424991



SAMPLE RESULTS

Report prepared for: Divya Bhargava
 Engeo (San Ramon)

Date/Time Received: 06/22/17, 5:35 pm
Date Reported: 06/28/17

Client Sample ID:	GW-3	Lab Sample ID:	1706189-017C
Project Name/Location:	Baker	Sample Matrix:	Groundwater
Project Number:	13255.000.000		
Date/Time Sampled:	06/22/17 / 14:00		
SDG:			
Tag Number:	Baker Rd		

Prep Method: 7470AP	Prep Batch Date/Time: 6/26/17 12:00:00PM
Prep Batch ID: 7726	Prep Analyst: PPATEL

Parameters:	Analysis Method	DF	MDL	PQL	Results	Q	Units	Analyzed	Time	By	Analytical Batch
Mercury (Dissolved)	SW7470A	1	0.00013	0.020	ND		mg/L	06/27/17	11:06	BJAY	425015



SAMPLE RESULTS

Report prepared for: Divya Bhargava
Engeo (San Ramon)

Date/Time Received: 06/22/17, 5:35 pm
Date Reported: 06/28/17

Client Sample ID:	GW-3	Lab Sample ID:	1706189-017C
Project Name/Location:	Baker	Sample Matrix:	Groundwater
Project Number:	13255.000.000		
Date/Time Sampled:	06/22/17 / 14:00		
SDG:			
Tag Number:	Baker Rd		

Prep Method: 3010B	Prep Batch Date/Time: 6/26/17 12:00:00PM
Prep Batch ID: 7721	Prep Analyst: PPATEL

Parameters:	Analysis Method	DF	MDL	PQL	Results	Q	Units	Analyzed	Time	By	Analytical Batch
Antimony (Dissolved)	SW6010B	1	0.0050	0.010	ND		mg/L	06/26/17	19:58	PPATEL	424998
Arsenic (Dissolved)	SW6010B	1	0.0040	0.010	ND		mg/L	06/26/17	19:58	PPATEL	424998
Barium (Dissolved)	SW6010B	1	0.00050	0.0050	0.11		mg/L	06/26/17	19:58	PPATEL	424998
Beryllium (Dissolved)	SW6010B	1	0.00020	0.0050	ND		mg/L	06/26/17	19:58	PPATEL	424998
Cadmium (Dissolved)	SW6010B	1	0.0020	0.0050	ND		mg/L	06/26/17	19:58	PPATEL	424998
Chromium (Dissolved)	SW6010B	1	0.00090	0.0050	ND		mg/L	06/26/17	19:58	PPATEL	424998
Cobalt (Dissolved)	SW6010B	1	0.00050	0.0050	0.029		mg/L	06/26/17	19:58	PPATEL	424998
Copper (Dissolved)	SW6010B	1	0.0020	0.0050	ND		mg/L	06/26/17	19:58	PPATEL	424998
Lead (Dissolved)	SW6010B	1	0.0040	0.010	ND		mg/L	06/26/17	19:58	PPATEL	424998
Molybdenum (Dissolved)	SW6010B	1	0.0020	0.010	ND		mg/L	06/26/17	19:58	PPATEL	424998
Nickel (Dissolved)	SW6010B	1	0.0020	0.0050	0.020		mg/L	06/26/17	19:58	PPATEL	424998
Selenium (Dissolved)	SW6010B	1	0.0073	0.010	ND		mg/L	06/26/17	19:58	PPATEL	424998
Silver (Dissolved)	SW6010B	1	0.0040	0.010	ND		mg/L	06/26/17	19:58	PPATEL	424998
Thallium (Dissolved)	SW6010B	1	0.0040	0.015	ND		mg/L	06/26/17	19:58	PPATEL	424998
Vanadium (Dissolved)	SW6010B	1	0.0010	0.0050	ND		mg/L	06/26/17	19:58	PPATEL	424998
Zinc (Dissolved)	SW6010B	1	0.0020	0.0050	0.0098		mg/L	06/26/17	19:58	PPATEL	424998



SAMPLE RESULTS

Report prepared for: Divya Bhargava
Engeo (San Ramon)

Date/Time Received: 06/22/17, 5:35 pm
Date Reported: 06/28/17

Client Sample ID:	GW-1	Lab Sample ID:	1706189-018A
Project Name/Location:	Baker	Sample Matrix:	Groundwater
Project Number:	13255.000.000		
Date/Time Sampled:	06/22/17 / 15:30		
SDG:			
Tag Number:	Baker Rd		

Prep Method: 5030VOC	Prep Batch Date/Time: 6/26/17	8:30:00AM
Prep Batch ID: 7749	Prep Analyst: BALI	

Parameters:	Analysis Method	DF	MDL	PQL	Results	Q	Units	Analyzed	Time	By	Analytical Batch
Dichlorodifluoromethane	SW8260B	1	0.26	0.50	ND		ug/L	06/26/17	16:03	BP	425024
Chloromethane	SW8260B	1	0.17	0.50	ND		ug/L	06/26/17	16:03	BP	425024
Vinyl Chloride	SW8260B	1	0.21	0.50	ND		ug/L	06/26/17	16:03	BP	425024
Bromomethane	SW8260B	1	0.21	0.50	ND		ug/L	06/26/17	16:03	BP	425024
Chloroethane	SW8260B	1	0.11	0.50	ND		ug/L	06/26/17	16:03	BP	425024
Trichlorofluoromethane	SW8260B	1	0.19	0.50	ND		ug/L	06/26/17	16:03	BP	425024
1,1-Dichloroethene	SW8260B	1	0.14	0.50	ND		ug/L	06/26/17	16:03	BP	425024
Freon 113	SW8260B	1	0.34	0.50	ND		ug/L	06/26/17	16:03	BP	425024
Methylene Chloride	SW8260B	1	0.13	0.50	ND		ug/L	06/26/17	16:03	BP	425024
trans-1,2-Dichloroethene	SW8260B	1	0.16	0.50	ND		ug/L	06/26/17	16:03	BP	425024
MTBE	SW8260B	1	0.077	0.50	ND		ug/L	06/26/17	16:03	BP	425024
tert-Butanol	SW8260B	1	7.4	10	ND		ug/L	06/26/17	16:03	BP	425024
Diisopropyl ether (DIPE)	SW8260B	1	0.12	0.50	ND		ug/L	06/26/17	16:03	BP	425024
1,1-Dichloroethane	SW8260B	1	0.12	0.50	ND		ug/L	06/26/17	16:03	BP	425024
ETBE	SW8260B	1	0.064	0.50	ND		ug/L	06/26/17	16:03	BP	425024
cis-1,2-Dichloroethene	SW8260B	1	0.15	0.50	ND		ug/L	06/26/17	16:03	BP	425024
2,2-Dichloropropane	SW8260B	1	0.094	0.50	ND		ug/L	06/26/17	16:03	BP	425024
Bromochloromethane	SW8260B	1	0.15	0.50	ND		ug/L	06/26/17	16:03	BP	425024
Chloroform	SW8260B	1	0.12	0.50	ND		ug/L	06/26/17	16:03	BP	425024
Carbon Tetrachloride	SW8260B	1	0.16	0.50	ND		ug/L	06/26/17	16:03	BP	425024
1,1,1-Trichloroethane	SW8260B	1	0.16	0.50	ND		ug/L	06/26/17	16:03	BP	425024
1,1-Dichloropropene	SW8260B	1	0.19	0.50	ND		ug/L	06/26/17	16:03	BP	425024
Benzene	SW8260B	1	0.16	0.50	ND		ug/L	06/26/17	16:03	BP	425024
TAME	SW8260B	1	0.072	0.50	ND		ug/L	06/26/17	16:03	BP	425024
1,2-Dichloroethane	SW8260B	1	0.11	0.50	ND		ug/L	06/26/17	16:03	BP	425024
Trichloroethylene	SW8260B	1	0.15	0.50	ND		ug/L	06/26/17	16:03	BP	425024
Dibromomethane	SW8260B	1	0.11	0.50	ND		ug/L	06/26/17	16:03	BP	425024
1,2-Dichloropropane	SW8260B	1	0.089	0.50	ND		ug/L	06/26/17	16:03	BP	425024
Bromodichloromethane	SW8260B	1	0.076	0.50	ND		ug/L	06/26/17	16:03	BP	425024
cis-1,3-Dichloropropene	SW8260B	1	0.078	0.50	ND		ug/L	06/26/17	16:03	BP	425024
Toluene	SW8260B	1	0.14	0.50	ND		ug/L	06/26/17	16:03	BP	425024
Tetrachloroethylene	SW8260B	1	0.24	0.50	ND		ug/L	06/26/17	16:03	BP	425024
trans-1,3-Dichloropropene	SW8260B	1	0.22	0.50	ND		ug/L	06/26/17	16:03	BP	425024
1,1,2-Trichloroethane	SW8260B	1	0.076	0.50	ND		ug/L	06/26/17	16:03	BP	425024



SAMPLE RESULTS

Report prepared for: Divya Bhargava
Engeo (San Ramon)

Date/Time Received: 06/22/17, 5:35 pm
Date Reported: 06/28/17

Client Sample ID:	GW-1	Lab Sample ID:	1706189-018A
Project Name/Location:	Baker	Sample Matrix:	Groundwater
Project Number:	13255.000.000		
Date/Time Sampled:	06/22/17 / 15:30		
SDG:			
Tag Number:	Baker Rd		

Prep Method: 5030VOC	Prep Batch Date/Time: 6/26/17	8:30:00AM
Prep Batch ID: 7749	Prep Analyst: BALI	

Parameters:	Analysis Method	DF	MDL	PQL	Results	Q	Units	Analyzed	Time	By	Analytical Batch
Dibromochloromethane	SW8260B	1	0.18	0.50	ND		ug/L	06/26/17	16:03	BP	425024
1,3-Dichloropropane	SW8260B	1	0.22	0.50	ND		ug/L	06/26/17	16:03	BP	425024
1,2-Dibromoethane	SW8260B	1	0.079	0.50	ND		ug/L	06/26/17	16:03	BP	425024
Chlorobenzene	SW8260B	1	0.16	0.50	ND		ug/L	06/26/17	16:03	BP	425024
Ethyl Benzene	SW8260B	1	0.20	0.50	ND		ug/L	06/26/17	16:03	BP	425024
1,1,1,2-Tetrachloroethane	SW8260B	1	0.087	0.50	ND		ug/L	06/26/17	16:03	BP	425024
m,p-Xylene	SW8260B	1	0.39	1.0	ND		ug/L	06/26/17	16:03	BP	425024
o-Xylene	SW8260B	1	0.15	0.50	ND		ug/L	06/26/17	16:03	BP	425024
Styrene	SW8260B	1	0.11	0.50	ND		ug/L	06/26/17	16:03	BP	425024
Bromoform	SW8260B	1	0.076	0.50	ND		ug/L	06/26/17	16:03	BP	425024
Isopropyl Benzene	SW8260B	1	0.22	0.50	ND		ug/L	06/26/17	16:03	BP	425024
n-Propylbenzene	SW8260B	1	0.30	0.50	ND		ug/L	06/26/17	16:03	BP	425024
Bromobenzene	SW8260B	1	0.15	0.50	ND		ug/L	06/26/17	16:03	BP	425024
1,1,2,2-Tetrachloroethane	SW8260B	1	0.079	0.50	ND		ug/L	06/26/17	16:03	BP	425024
2-Chlorotoluene	SW8260B	1	0.25	0.50	ND		ug/L	06/26/17	16:03	BP	425024
1,3,5-Trimethylbenzene	SW8260B	1	0.24	0.50	ND		ug/L	06/26/17	16:03	BP	425024
1,2,3-Trichloropropane	SW8260B	1	0.15	0.50	ND		ug/L	06/26/17	16:03	BP	425024
4-Chlorotoluene	SW8260B	1	0.22	0.50	ND		ug/L	06/26/17	16:03	BP	425024
tert-Butylbenzene	SW8260B	1	0.26	0.50	ND		ug/L	06/26/17	16:03	BP	425024
1,2,4-Trimethylbenzene	SW8260B	1	0.23	0.50	ND		ug/L	06/26/17	16:03	BP	425024
sec-Butyl Benzene	SW8260B	1	0.30	0.50	ND		ug/L	06/26/17	16:03	BP	425024
p-Isopropyltoluene	SW8260B	1	0.27	0.50	ND		ug/L	06/26/17	16:03	BP	425024
1,3-Dichlorobenzene	SW8260B	1	0.17	0.50	ND		ug/L	06/26/17	16:03	BP	425024
1,4-Dichlorobenzene	SW8260B	1	0.18	0.50	ND		ug/L	06/26/17	16:03	BP	425024
n-Butylbenzene	SW8260B	1	0.27	0.50	ND		ug/L	06/26/17	16:03	BP	425024
1,2-Dichlorobenzene	SW8260B	1	0.16	0.50	ND		ug/L	06/26/17	16:03	BP	425024
1,2-Dibromo-3-Chloropropane	SW8260B	1	0.76	2.0	ND		ug/L	06/26/17	16:03	BP	425024
Hexachlorobutadiene	SW8260B	1	0.62	2.0	ND		ug/L	06/26/17	16:03	BP	425024
1,2,4-Trichlorobenzene	SW8260B	1	0.93	2.0	ND		ug/L	06/26/17	16:03	BP	425024
Naphthalene	SW8260B	1	1.2	2.0	ND		ug/L	06/26/17	16:03	BP	425024
1,2,3-Trichlorobenzene	SW8260B	1	1.2	2.0	ND		ug/L	06/26/17	16:03	BP	425024
(S) Dibromofluoromethane	SW8260B		61.2 - 131		113		%	06/26/17	16:03	BP	425024
(S) Toluene-d8	SW8260B		75.1 - 127		98.4		%	06/26/17	16:03	BP	425024
(S) 4-Bromofluorobenzene	SW8260B		64.1 - 120		97.3		%	06/26/17	16:03	BP	425024



SAMPLE RESULTS

Report prepared for: Divya Bhargava
 Engeo (San Ramon)

Date/Time Received: 06/22/17, 5:35 pm
Date Reported: 06/28/17

Client Sample ID:	GW-1	Lab Sample ID:	1706189-018A
Project Name/Location:	Baker	Sample Matrix:	Groundwater
Project Number:	13255.000.000		
Date/Time Sampled:	06/22/17 / 15:30		
SDG:			
Tag Number:	Baker Rd		

Prep Method: 5030GRO	Prep Batch Date/Time: 6/26/17	8:30:00AM
Prep Batch ID: 7754	Prep Analyst: BALI	

Parameters:	Analysis Method	DF	MDL	PQL	Results	Q	Units	Analyzed	Time	By	Analytical Batch
TPH(Gasoline)	8260TPH	1	29	50	ND		ug/L	06/26/17	16:03	BP	425024
(S) 4-Bromofluorobenzene	8260TPH		41.5 - 125		127	S	%	06/26/17	16:03	BP	425024

NOTE: S-Surrogate recovery out of limit-high bias. Data was acceptable because sample result was ND (Not Detected). No corrective action required.



SAMPLE RESULTS

Report prepared for: Divya Bhargava
Engeo (San Ramon)

Date/Time Received: 06/22/17, 5:35 pm
Date Reported: 06/28/17

Client Sample ID:	GW-1	Lab Sample ID:	1706189-018B
Project Name/Location:	Baker	Sample Matrix:	Groundwater
Project Number:	13255.000.000		
Date/Time Sampled:	06/22/17 / 15:30		
SDG:			
Tag Number:	Baker Rd		

Prep Method: 3510_TPH SG	Prep Batch Date/Time: 6/24/17 11:04:00AM
Prep Batch ID: 7685	Prep Analyst: ROME

Parameters:	Analysis Method	DF	MDL	PQL	Results	Q	Units	Analyzed	Time	By	Analytical Batch
TPH as Diesel (SG)	SW8015B	1	0.037	0.10	ND		mg/L	06/25/17	19:43	mk	424991
TPH as Motor Oil (SG)	SW8015B	1	0.11	0.40	ND		mg/L	06/25/17	19:43	mk	424991
			Acceptance Limits								
Pentacosane (S)	SW8015B		59 - 129		122		%	06/25/17	19:43	mk	424991



SAMPLE RESULTS

Report prepared for: Divya Bhargava
 Engeo (San Ramon)

Date/Time Received: 06/22/17, 5:35 pm
Date Reported: 06/28/17

Client Sample ID:	GW-1	Lab Sample ID:	1706189-018C
Project Name/Location:	Baker	Sample Matrix:	Groundwater
Project Number:	13255.000.000		
Date/Time Sampled:	06/22/17 / 15:30		
SDG:			
Tag Number:	Baker Rd		

Prep Method: 7470AP	Prep Batch Date/Time: 6/26/17	12:00:00PM
Prep Batch ID: 7726	Prep Analyst: PPATEL	

Parameters:	Analysis Method	DF	MDL	PQL	Results	Q	Units	Analyzed	Time	By	Analytical Batch
Mercury (Dissolved)	SW7470A	1	0.00013	0.020	ND		mg/L	06/27/17	11:08	BJAY	425015



SAMPLE RESULTS

Report prepared for: Divya Bhargava
Engeo (San Ramon)

Date/Time Received: 06/22/17, 5:35 pm
Date Reported: 06/28/17

Client Sample ID:	GW-1	Lab Sample ID:	1706189-018C
Project Name/Location:	Baker	Sample Matrix:	Groundwater
Project Number:	13255.000.000		
Date/Time Sampled:	06/22/17 / 15:30		
SDG:			
Tag Number:	Baker Rd		

Prep Method: 3010B	Prep Batch Date/Time: 6/26/17 12:00:00PM
Prep Batch ID: 7721	Prep Analyst: PPATEL

Parameters:	Analysis Method	DF	MDL	PQL	Results	Q	Units	Analyzed	Time	By	Analytical Batch
Antimony (Dissolved)	SW6010B	1	0.0050	0.010	ND		mg/L	06/26/17	20:03	PPATEL	424998
Arsenic (Dissolved)	SW6010B	1	0.0040	0.010	ND		mg/L	06/26/17	20:03	PPATEL	424998
Barium (Dissolved)	SW6010B	1	0.00050	0.0050	0.060		mg/L	06/26/17	20:03	PPATEL	424998
Beryllium (Dissolved)	SW6010B	1	0.00020	0.0050	ND		mg/L	06/26/17	20:03	PPATEL	424998
Cadmium (Dissolved)	SW6010B	1	0.0020	0.0050	ND		mg/L	06/26/17	20:03	PPATEL	424998
Chromium (Dissolved)	SW6010B	1	0.00090	0.0050	ND		mg/L	06/26/17	20:03	PPATEL	424998
Cobalt (Dissolved)	SW6010B	1	0.00050	0.0050	ND		mg/L	06/26/17	20:03	PPATEL	424998
Copper (Dissolved)	SW6010B	1	0.0020	0.0050	ND		mg/L	06/26/17	20:03	PPATEL	424998
Lead (Dissolved)	SW6010B	1	0.0040	0.010	ND		mg/L	06/26/17	20:03	PPATEL	424998
Molybdenum (Dissolved)	SW6010B	1	0.0020	0.010	ND		mg/L	06/26/17	20:03	PPATEL	424998
Nickel (Dissolved)	SW6010B	1	0.0020	0.0050	ND		mg/L	06/26/17	20:03	PPATEL	424998
Selenium (Dissolved)	SW6010B	1	0.0073	0.010	ND		mg/L	06/26/17	20:03	PPATEL	424998
Silver (Dissolved)	SW6010B	1	0.0040	0.010	ND		mg/L	06/26/17	20:03	PPATEL	424998
Thallium (Dissolved)	SW6010B	1	0.0040	0.015	ND		mg/L	06/26/17	20:03	PPATEL	424998
Vanadium (Dissolved)	SW6010B	1	0.0010	0.0050	ND		mg/L	06/26/17	20:03	PPATEL	424998
Zinc (Dissolved)	SW6010B	1	0.0020	0.0050	0.013		mg/L	06/26/17	20:03	PPATEL	424998



MB Summary Report

Work Order:	1706189	Prep Method:	3510_TPH SG	Prep Date:	06/24/17	Prep Batch:	7685
Matrix:	Water	Analytical Method:	SW8015B	Analyzed Date:	6/25/2017	Analytical Batch:	424991
Units:	mg/Kg						

Parameters	MDL	PQL	Method Blank Conc.	Lab Qualifier
TPH as Diesel (SG)	0.037	0.10	ND	
TPH as Motor Oil (SG)	0.11	0.40	ND	
Pentacosane (S)			124	

Work Order:	1706189	Prep Method:	3010B	Prep Date:	06/26/17	Prep Batch:	7721
Matrix:	Water	Analytical Method:	SW6010B	Analyzed Date:	6/26/2017	Analytical Batch:	424998
Units:	mg/L						

Parameters	MDL	PQL	Method Blank Conc.	Lab Qualifier
Antimony (Dissolved)	0.0050	0.010	ND	
Arsenic (Dissolved)	0.0040	0.010	ND	
Barium (Dissolved)	0.00050	0.0050	ND	
Beryllium (Dissolved)	0.00020	0.0050	ND	
Cadmium (Dissolved)	0.0020	0.0050	ND	
Chromium (Dissolved)	0.00090	0.0050	ND	
Cobalt (Dissolved)	0.00050	0.0050	ND	
Copper (Dissolved)	0.0020	0.0050	ND	
Lead (Dissolved)	0.0040	0.010	ND	
Molybdenum (Dissolved)	0.0020	0.010	ND	
Nickel (Dissolved)	0.0020	0.0050	ND	
Selenium (Dissolved)	0.0073	0.010	ND	
Silver (Dissolved)	0.0040	0.010	ND	
Thallium (Dissolved)	0.0040	0.015	ND	
Vanadium (Dissolved)	0.0010	0.0050	ND	
Zinc (Dissolved)	0.0020	0.0050	ND	
Aluminum (Dissolved)	0.024	2.0	ND	
Calcium (Dissolved)	0.034	5.0	ND	

Work Order:	1706189	Prep Method:	7470AP	Prep Date:	06/26/17	Prep Batch:	7726
Matrix:	Water	Analytical Method:	SW7470A	Analyzed Date:	6/27/2017	Analytical Batch:	425015
Units:	mg/L						

Parameters	MDL	PQL	Method Blank Conc.	Lab Qualifier
Mercury (Dissolved)	0.00013	0.00020	ND	



MB Summary Report

Work Order:	1706189	Prep Method:	5035	Prep Date:	06/24/17	Prep Batch:	7730
Matrix:	Soil	Analytical Method:	SW8260B	Analyzed Date:	6/24/2017	Analytical Batch:	425008
Units:	ug/Kg						

Parameters	MDL	PQL	Method Blank Conc.	Lab Qualifier	
Dichlorodifluoromethane	1.2	10	ND		
Chloromethane	1.8	10	ND		
Vinyl Chloride	2.0	10	ND		
Bromomethane	2.7	10	ND		
Chloroethane	3.0	10	ND		
Trichlorofluoromethane	2.1	10	ND		
1,1-Dichloroethene	2.0	10	ND		
Freon 113	1.9	10	ND		
Methylene Chloride	7.1	10	ND		
trans-1,2-Dichloroethene	2.1	10	ND		
MTBE	2.3	10	ND		
tert-Butanol	12	50	ND		
Diisopropyl ether (DIPE)	2.3	10	ND		
1,1-Dichloroethane	2.2	10	ND		
ETBE	2.3	10	ND		
cis-1,2-Dichloroethene	2.2	10	ND		
2,2-Dichloropropane	1.9	10	ND		
Bromochloromethane	2.3	10	ND		
Chloroform	2.4	10	ND		
Carbon Tetrachloride	2.1	10	ND		
1,1,1-Trichloroethane	2.1	10	ND		
1,1-Dichloropropene	2.0	10	ND		
Benzene	2.2	10	ND		
TAME	2.3	10	ND		
1,2-Dichloroethane	2.3	10	ND		
Trichloroethylene	1.8	10	ND		
Dibromomethane	1.8	10	ND		
1,2-Dichloropropane	1.9	10	ND		
Bromodichloromethane	2.0	10	ND		
cis-1,3-Dichloropropene	1.6	10	ND		
Toluene	1.8	10	ND		
Tetrachloroethylene	1.7	10	ND		
trans-1,3-Dichloropropene	1.6	10	ND		
1,1,2-Trichloroethane	1.8	10	ND		
Dibromochloromethane	1.9	10	ND		
1,3-Dichloropropane	1.8	10	ND		
1,2-Dibromoethane	1.8	10	ND		
Chlorobenzene	1.8	10	ND		
Ethyl Benzene	1.7	10	ND		
1,1,1,2-Tetrachloroethane	1.9	10	ND		
m,p-Xylene	3.2	10	ND		



MB Summary Report

Work Order:	1706189	Prep Method:	5035	Prep Date:	06/24/17	Prep Batch:	7730
Matrix:	Soil	Analytical Method:	SW8260B	Analyzed Date:	6/24/2017	Analytical Batch:	425008
Units:	ug/Kg						

Parameters	MDL	PQL	Method Blank Conc.	Lab Qualifier
o-Xylene	1.7	10	ND	
Styrene	1.6	10	ND	
Bromoform	1.7	10	ND	
Isopropyl Benzene	1.6	10	ND	
n-Propylbenzene	1.6	10	ND	
Bromobenzene	1.8	10	ND	
1,1,2,2-Tetrachloroethane	1.9	10	ND	
2-Chlorotoluene	1.8	10	ND	
1,3,5-Trimethylbenzene	1.6	10	ND	
1,2,3-Trichloropropane	1.9	10	ND	
4-Chlorotoluene	1.6	10	ND	
tert-Butylbenzene	1.6	10	ND	
1,2,4-Trimethylbenzene	1.4	10	ND	
sec-Butyl Benzene	1.6	10	ND	
p-Isopropyltoluene	1.5	10	ND	
1,3-Dichlorobenzene	1.7	10	ND	
1,4-Dichlorobenzene	1.7	10	ND	
n-Butylbenzene	1.5	10	ND	
1,2-Dichlorobenzene	1.8	10	ND	
1,2-Dibromo-3-Chloropropane	1.8	10	ND	
Hexachlorobutadiene	1.4	10	2.9	
1,2,4-Trichlorobenzene	1.5	10	3.0	
Naphthalene	1.7	10	3.8	
1,2,3-Trichlorobenzene	1.7	10	3.9	
2-Butanone (MEK)	1.7	10	ND	
(S) Dibromofluoromethane			93.4	
(S) Toluene-d8			114	
(S) 4-Bromofluorobenzene			110	



MB Summary Report

Work Order:	1706189	Prep Method:	5035	Prep Date:	06/24/17	Prep Batch:	7730
Matrix:	Soil	Analytical Method:	SW8260B	Analyzed Date:	6/24/2017	Analytical Batch:	425008
Units:	ug/Kg						

Parameters	MDL	PQL	Method Blank Conc.	Lab Qualifier
Dichlorodifluoromethane	1.2	10	ND	
Chloromethane	1.8	10	ND	
Vinyl Chloride	2.0	10	ND	
Bromomethane	2.7	10	ND	
Chloroethane	3.0	10	ND	
Trichlorofluoromethane	2.1	10	ND	
1,1-Dichloroethene	2.0	10	ND	
Freon 113	1.9	10	ND	
Methylene Chloride	7.1	10	ND	
trans-1,2-Dichloroethene	2.1	10	ND	
MTBE	2.3	10	ND	
tert-Butanol	12	50	ND	
Diisopropyl ether (DIPE)	2.3	10	ND	
1,1-Dichloroethane	2.2	10	ND	
ETBE	2.3	10	ND	
cis-1,2-Dichloroethene	2.2	10	ND	
2,2-Dichloropropane	1.9	10	ND	
Bromochloromethane	2.3	10	ND	
Chloroform	2.4	10	ND	
Carbon Tetrachloride	2.1	10	ND	
1,1,1-Trichloroethane	2.1	10	ND	
1,1-Dichloropropene	2.0	10	ND	
Benzene	2.2	10	ND	
TAME	2.3	10	ND	
1,2-Dichloroethane	2.3	10	ND	
Trichloroethylene	1.8	10	ND	
Dibromomethane	1.8	10	ND	
1,2-Dichloropropane	1.9	10	ND	
Bromodichloromethane	2.0	10	ND	
cis-1,3-Dichloropropene	1.6	10	ND	
Toluene	1.8	10	ND	
Tetrachloroethylene	1.7	10	ND	
trans-1,3-Dichloropropene	1.6	10	ND	
1,1,2-Trichloroethane	1.8	10	ND	
Dibromochloromethane	1.9	10	ND	
1,3-Dichloropropane	1.8	10	ND	
1,2-Dibromoethane	1.8	10	ND	
Chlorobenzene	1.8	10	ND	
Ethyl Benzene	1.7	10	ND	
1,1,1,2-Tetrachloroethane	1.9	10	ND	
m,p-Xylene	3.2	10	ND	



MB Summary Report

Work Order:	1706189	Prep Method:	5035	Prep Date:	06/24/17	Prep Batch:	7730
Matrix:	Soil	Analytical Method:	SW8260B	Analyzed Date:	6/24/2017	Analytical Batch:	425008
Units:	ug/Kg						

Parameters	MDL	PQL	Method Blank Conc.	Lab Qualifier	
o-Xylene	1.7	10	ND		
Styrene	1.6	10	ND		
Bromoform	1.7	10	ND		
Isopropyl Benzene	1.6	10	ND		
n-Propylbenzene	1.6	10	ND		
Bromobenzene	1.8	10	ND		
1,1,2,2-Tetrachloroethane	1.9	10	ND		
2-Chlorotoluene	1.8	10	ND		
1,3,5-Trimethylbenzene	1.6	10	ND		
1,2,3-Trichloropropane	1.9	10	ND		
4-Chlorotoluene	1.6	10	ND		
tert-Butylbenzene	1.6	10	ND		
1,2,4-Trimethylbenzene	1.4	10	ND		
sec-Butyl Benzene	1.6	10	ND		
p-Isopropyltoluene	1.5	10	ND		
1,3-Dichlorobenzene	1.7	10	ND		
1,4-Dichlorobenzene	1.7	10	ND		
n-Butylbenzene	1.5	10	ND		
1,2-Dichlorobenzene	1.8	10	ND		
1,2-Dibromo-3-Chloropropane	1.8	10	ND		
Hexachlorobutadiene	1.4	10	ND		
1,2,4-Trichlorobenzene	1.5	10	ND		
Naphthalene	1.7	10	ND		
1,2,3-Trichlorobenzene	1.7	10	ND		
2-Butanone (MEK)	1.7	10	ND		
(S) Dibromofluoromethane			94.3		
(S) Toluene-d8			127		
(S) 4-Bromofluorobenzene			117		

Work Order:	1706189	Prep Method:	5035GRO	Prep Date:	06/24/17	Prep Batch:	7731
Matrix:	Soil	Analytical Method:	SW8260B	Analyzed Date:	6/24/2017	Analytical Batch:	425008
Units:	ug/Kg						

Parameters	MDL	PQL	Method Blank Conc.	Lab Qualifier	
TPH(Gasoline)	43	100	ND		
(S) 4-Bromofluorobenzene			59.1		



MB Summary Report

Work Order:	1706189	Prep Method:	5035GRO	Prep Date:	06/24/17	Prep Batch:	7731
Matrix:	Soil	Analytical Method:	SW8260B	Analyzed Date:	6/24/2017	Analytical Batch:	425008
Units:	ug/Kg						

Parameters	MDL	PQL	Method Blank Conc.	Lab Qualifier
TPH(Gasoline)	43	100	ND	
(S) 4-Bromofluorobenzene			54.5	

Work Order:	1706189	Prep Method:	3546_TPHSG	Prep Date:	06/27/17	Prep Batch:	7745
Matrix:	Soil	Analytical Method:	SW8015B	Analyzed Date:	6/27/2017	Analytical Batch:	425033
Units:	mg/Kg						

Parameters	MDL	PQL	Method Blank Conc.	Lab Qualifier
TPH as Diesel (SG)	0.85	2.0	1.93	
TPH as Motor Oil (SG)	3.2	10	4.05	
Pentacosane (S)			120	



MB Summary Report

Work Order:	1706189	Prep Method:	5030VOC	Prep Date:	06/26/17	Prep Batch:	7749
Matrix:	Water	Analytical Method:	SW8260B	Analyzed Date:	6/26/2017	Analytical Batch:	425024
Units:	ug/L						

Parameters	MDL	PQL	Method Blank Conc.	Lab Qualifier	
Dichlorodifluoromethane	0.26	0.50	ND		
Chloromethane	0.17	0.50	ND		
Vinyl Chloride	0.21	0.50	ND		
Bromomethane	0.21	0.50	0.26		
Chloroethane	0.11	0.50	ND		
Trichlorofluoromethane	0.19	0.50	ND		
1,1-Dichloroethene	0.14	0.50	ND		
Freon 113	0.34	0.50	ND		
Methylene Chloride	0.13	0.50	ND		
trans-1,2-Dichloroethene	0.16	0.50	ND		
MTBE	0.077	0.50	ND		
tert-Butanol	7.4	10	ND		
Diisopropyl ether (DIPE)	0.12	0.50	ND		
1,1-Dichloroethane	0.12	0.50	ND		
ETBE	0.064	0.50	ND		
cis-1,2-Dichloroethene	0.15	0.50	ND		
2,2-Dichloropropane	0.094	0.50	ND		
Bromochloromethane	0.15	0.50	ND		
Chloroform	0.12	0.50	ND		
Carbon Tetrachloride	0.16	0.50	ND		
1,1,1-Trichloroethane	0.16	0.50	ND		
1,1-Dichloropropene	0.19	0.50	0.26		
Benzene	0.16	0.50	ND		
TAME	0.072	0.50	ND		
1,2-Dichloroethane	0.11	0.50	0.11		
Trichloroethylene	0.15	0.50	ND		
Dibromomethane	0.11	0.50	ND		
1,2-Dichloropropane	0.089	0.50	ND		
Bromodichloromethane	0.076	0.50	ND		
cis-1,3-Dichloropropene	0.078	0.50	ND		
Toluene	0.14	0.50	ND		
Tetrachloroethylene	0.24	0.50	ND		
trans-1,3-Dichloropropene	0.22	0.50	ND		
1,1,2-Trichloroethane	0.076	0.50	ND		
Dibromochloromethane	0.18	0.50	ND		
1,3-Dichloropropane	0.22	0.50	ND		
1,2-Dibromoethane	0.079	0.50	ND		
Chlorobenzene	0.16	0.50	ND		
Ethyl Benzene	0.20	0.50	ND		
1,1,1,2-Tetrachloroethane	0.087	0.50	ND		
m,p-Xylene	0.39	1.0	ND		



MB Summary Report

Work Order:	1706189	Prep Method:	5030VOC	Prep Date:	06/26/17	Prep Batch:	7749
Matrix:	Water	Analytical Method:	SW8260B	Analyzed Date:	6/26/2017	Analytical Batch:	425024
Units:	ug/L						

Parameters	MDL	PQL	Method Blank Conc.	Lab Qualifier	
o-Xylene	0.15	0.50	ND		
Styrene	0.11	0.50	ND		
Bromoform	0.076	0.50	ND		
Isopropyl Benzene	0.22	0.50	ND		
n-Propylbenzene	0.30	0.50	ND		
Bromobenzene	0.15	0.50	ND		
1,1,2,2-Tetrachloroethane	0.079	0.50	ND		
2-Chlorotoluene	0.25	0.50	ND		
1,3,5-Trimethylbenzene	0.24	0.50	ND		
1,2,3-Trichloropropane	0.15	0.50	ND		
4-Chlorotoluene	0.22	0.50	ND		
tert-Butylbenzene	0.26	0.50	ND		
1,2,4-Trimethylbenzene	0.23	0.50	ND		
sec-Butyl Benzene	0.30	0.50	ND		
p-Isopropyltoluene	0.27	0.50	ND		
1,3-Dichlorobenzene	0.17	0.50	ND		
1,4-Dichlorobenzene	0.18	0.50	ND		
n-Butylbenzene	0.27	0.50	ND		
1,2-Dichlorobenzene	0.16	0.50	ND		
1,2-Dibromo-3-Chloropropane	0.76	2.0	ND		
Hexachlorobutadiene	0.62	2.0	ND		
1,2,4-Trichlorobenzene	0.93	2.0	ND		
Naphthalene	1.2	2.0	ND		
1,2,3-Trichlorobenzene	1.2	2.0	ND		
(S) Dibromofluoromethane			111		
(S) Toluene-d8			96.7		
(S) 4-Bromofluorobenzene			101		

Work Order:	1706189	Prep Method:	5030GRO	Prep Date:	06/26/17	Prep Batch:	7754
Matrix:	Water	Analytical Method:	SW8260B	Analyzed Date:	6/26/2017	Analytical Batch:	425024
Units:	ug/L						

Parameters	MDL	PQL	Method Blank Conc.	Lab Qualifier	
TPH(Gasoline)	29	50	42		
(S) 4-Bromofluorobenzene			98.3		



MB Summary Report

Work Order:	1706189	Prep Method:	5035	Prep Date:	06/26/17	Prep Batch:	7755
Matrix:	Soil	Analytical Method:	SW8260B	Analyzed Date:	6/26/2017	Analytical Batch:	425027
Units:	ug/Kg						

Parameters	MDL	PQL	Method Blank Conc.	Lab Qualifier
Dichlorodifluoromethane	1.2	10	ND	
Chloromethane	1.8	10	ND	
Vinyl Chloride	2.0	10	ND	
Bromomethane	2.7	10	ND	
Chloroethane	3.0	10	ND	
Trichlorofluoromethane	2.1	10	ND	
1,1-Dichloroethene	2.0	10	ND	
Freon 113	1.9	10	ND	
Methylene Chloride	7.1	10	ND	
trans-1,2-Dichloroethene	2.1	10	ND	
MTBE	2.3	10	ND	
tert-Butanol	12	50	ND	
Diisopropyl ether (DIPE)	2.3	10	ND	
1,1-Dichloroethane	2.2	10	ND	
ETBE	2.3	10	ND	
cis-1,2-Dichloroethene	2.2	10	ND	
2,2-Dichloropropane	1.9	10	ND	
Bromochloromethane	2.3	10	ND	
Chloroform	2.4	10	ND	
Carbon Tetrachloride	2.1	10	ND	
1,1,1-Trichloroethane	2.1	10	ND	
1,1-Dichloropropene	2.0	10	ND	
Benzene	2.2	10	ND	
TAME	2.3	10	ND	
1,2-Dichloroethane	2.3	10	ND	
Trichloroethylene	1.8	10	ND	
Dibromomethane	1.8	10	ND	
1,2-Dichloropropane	1.9	10	ND	
Bromodichloromethane	2.0	10	ND	
cis-1,3-Dichloropropene	1.6	10	ND	
Toluene	1.8	10	ND	
Tetrachloroethylene	1.7	10	ND	
trans-1,3-Dichloropropene	1.6	10	ND	
1,1,2-Trichloroethane	1.8	10	ND	
Dibromochloromethane	1.9	10	ND	
1,3-Dichloropropane	1.8	10	ND	
1,2-Dibromoethane	1.8	10	ND	
Chlorobenzene	1.8	10	ND	
Ethyl Benzene	1.7	10	ND	
1,1,1,2-Tetrachloroethane	1.9	10	ND	
m,p-Xylene	3.2	10	ND	



MB Summary Report

Work Order:	1706189	Prep Method:	5035	Prep Date:	06/26/17	Prep Batch:	7755
Matrix:	Soil	Analytical Method:	SW8260B	Analyzed Date:	6/26/2017	Analytical Batch:	425027
Units:	ug/Kg						

Parameters	MDL	PQL	Method Blank Conc.	Lab Qualifier	
o-Xylene	1.7	10	ND		
Styrene	1.6	10	ND		
Bromoform	1.7	10	ND		
Isopropyl Benzene	1.6	10	ND		
n-Propylbenzene	1.6	10	ND		
Bromobenzene	1.8	10	ND		
1,1,2,2-Tetrachloroethane	1.9	10	ND		
2-Chlorotoluene	1.8	10	ND		
1,3,5-Trimethylbenzene	1.6	10	ND		
1,2,3-Trichloropropane	1.9	10	ND		
4-Chlorotoluene	1.6	10	ND		
tert-Butylbenzene	1.6	10	ND		
1,2,4-Trimethylbenzene	1.4	10	ND		
sec-Butyl Benzene	1.6	10	ND		
p-Isopropyltoluene	1.5	10	ND		
1,3-Dichlorobenzene	1.7	10	ND		
1,4-Dichlorobenzene	1.7	10	ND		
n-Butylbenzene	1.5	10	ND		
1,2-Dichlorobenzene	1.8	10	ND		
1,2-Dibromo-3-Chloropropane	1.8	10	ND		
Hexachlorobutadiene	1.4	10	3.2		
1,2,4-Trichlorobenzene	1.5	10	3.0		
Naphthalene	1.7	10	3.8		
1,2,3-Trichlorobenzene	1.7	10	4.2		
2-Butanone (MEK)	1.7	10	ND		
(S) Dibromofluoromethane			93.3		
(S) Toluene-d8			110		
(S) 4-Bromofluorobenzene			114		

Work Order:	1706189	Prep Method:	5035GRO	Prep Date:	06/26/17	Prep Batch:	7756
Matrix:	Soil	Analytical Method:	SW8260B	Analyzed Date:	6/26/2017	Analytical Batch:	425027
Units:	ug/Kg						

Parameters	MDL	PQL	Method Blank Conc.	Lab Qualifier	
TPH(Gasoline)	43	100	ND		
(S) 4-Bromofluorobenzene			61.6		



MB Summary Report

Work Order:	1706189	Prep Method:	5035	Prep Date:	06/27/17	Prep Batch:	7765
Matrix:	Soil	Analytical Method:	SW8260B	Analyzed Date:	6/27/2017	Analytical Batch:	425038
Units:	ug/Kg						

Parameters	MDL	PQL	Method Blank Conc.	Lab Qualifier
Dichlorodifluoromethane	1.2	10	ND	
Chloromethane	1.8	10	ND	
Vinyl Chloride	2.0	10	ND	
Bromomethane	2.7	10	ND	
Chloroethane	3.0	10	ND	
Trichlorofluoromethane	2.1	10	ND	
1,1-Dichloroethene	2.0	10	ND	
Freon 113	1.9	10	ND	
Methylene Chloride	7.1	10	ND	
trans-1,2-Dichloroethene	2.1	10	ND	
MTBE	2.3	10	ND	
tert-Butanol	12	50	ND	
Diisopropyl ether (DIPE)	2.3	10	ND	
1,1-Dichloroethane	2.2	10	ND	
ETBE	2.3	10	ND	
cis-1,2-Dichloroethene	2.2	10	ND	
2,2-Dichloropropane	1.9	10	ND	
Bromochloromethane	2.3	10	ND	
Chloroform	2.4	10	ND	
Carbon Tetrachloride	2.1	10	ND	
1,1,1-Trichloroethane	2.1	10	ND	
1,1-Dichloropropene	2.0	10	ND	
Benzene	2.2	10	ND	
TAME	2.3	10	ND	
1,2-Dichloroethane	2.3	10	ND	
Trichloroethylene	1.8	10	ND	
Dibromomethane	1.8	10	ND	
1,2-Dichloropropane	1.9	10	ND	
Bromodichloromethane	2.0	10	ND	
cis-1,3-Dichloropropene	1.6	10	ND	
Toluene	1.8	10	ND	
Tetrachloroethylene	1.7	10	ND	
trans-1,3-Dichloropropene	1.6	10	ND	
1,1,2-Trichloroethane	1.8	10	ND	
Dibromochloromethane	1.9	10	ND	
1,3-Dichloropropane	1.8	10	ND	
1,2-Dibromoethane	1.8	10	ND	
Chlorobenzene	1.8	10	ND	
Ethyl Benzene	1.7	10	ND	
1,1,1,2-Tetrachloroethane	1.9	10	ND	
m,p-Xylene	3.2	10	ND	



MB Summary Report

Work Order:	1706189	Prep Method:	5035	Prep Date:	06/27/17	Prep Batch:	7765
Matrix:	Soil	Analytical Method:	SW8260B	Analyzed Date:	6/27/2017	Analytical Batch:	425038
Units:	ug/Kg						

Parameters	MDL	PQL	Method Blank Conc.	Lab Qualifier
o-Xylene	1.7	10	ND	
Styrene	1.6	10	ND	
Bromoform	1.7	10	ND	
Isopropyl Benzene	1.6	10	ND	
n-Propylbenzene	1.6	10	ND	
Bromobenzene	1.8	10	ND	
1,1,2,2-Tetrachloroethane	1.9	10	ND	
2-Chlorotoluene	1.8	10	ND	
1,3,5-Trimethylbenzene	1.6	10	ND	
1,2,3-Trichloropropane	1.9	10	ND	
4-Chlorotoluene	1.6	10	ND	
tert-Butylbenzene	1.6	10	ND	
1,2,4-Trimethylbenzene	1.4	10	ND	
sec-Butyl Benzene	1.6	10	ND	
p-Isopropyltoluene	1.5	10	ND	
1,3-Dichlorobenzene	1.7	10	ND	
1,4-Dichlorobenzene	1.7	10	ND	
n-Butylbenzene	1.5	10	ND	
1,2-Dichlorobenzene	1.8	10	ND	
1,2-Dibromo-3-Chloropropane	1.8	10	ND	
Hexachlorobutadiene	1.4	10	2.0	
1,2,4-Trichlorobenzene	1.5	10	1.8	
Naphthalene	1.7	10	2.1	
1,2,3-Trichlorobenzene	1.7	10	2.1	
2-Butanone (MEK)	1.7	10	ND	
(S) Dibromofluoromethane			93.8	
(S) Toluene-d8			95.9	
(S) 4-Bromofluorobenzene			93.4	



MB Summary Report

Work Order:	1706189	Prep Method:	5035	Prep Date:	06/27/17	Prep Batch:	7765
Matrix:	Soil	Analytical Method:	SW8260B	Analyzed Date:	6/27/2017	Analytical Batch:	425038
Units:	ug/Kg						

Parameters	MDL	PQL	Method Blank Conc.	Lab Qualifier
Dichlorodifluoromethane	1.2	10	ND	
Chloromethane	1.8	10	ND	
Vinyl Chloride	2.0	10	ND	
Bromomethane	2.7	10	ND	
Chloroethane	3.0	10	ND	
Trichlorofluoromethane	2.1	10	ND	
1,1-Dichloroethene	2.0	10	ND	
Freon 113	1.9	10	ND	
Methylene Chloride	7.1	10	ND	
trans-1,2-Dichloroethene	2.1	10	ND	
MTBE	2.3	10	ND	
tert-Butanol	12	50	ND	
Diisopropyl ether (DIPE)	2.3	10	ND	
1,1-Dichloroethane	2.2	10	ND	
ETBE	2.3	10	ND	
cis-1,2-Dichloroethene	2.2	10	ND	
2,2-Dichloropropane	1.9	10	ND	
Bromochloromethane	2.3	10	ND	
Chloroform	2.4	10	ND	
Carbon Tetrachloride	2.1	10	ND	
1,1,1-Trichloroethane	2.1	10	ND	
1,1-Dichloropropene	2.0	10	ND	
Benzene	2.2	10	ND	
TAME	2.3	10	ND	
1,2-Dichloroethane	2.3	10	ND	
Trichloroethylene	1.8	10	ND	
Dibromomethane	1.8	10	ND	
1,2-Dichloropropane	1.9	10	ND	
Bromodichloromethane	2.0	10	ND	
cis-1,3-Dichloropropene	1.6	10	ND	
Toluene	1.8	10	ND	
Tetrachloroethylene	1.7	10	ND	
trans-1,3-Dichloropropene	1.6	10	ND	
1,1,2-Trichloroethane	1.8	10	ND	
Dibromochloromethane	1.9	10	ND	
1,3-Dichloropropane	1.8	10	ND	
1,2-Dibromoethane	1.8	10	ND	
Chlorobenzene	1.8	10	ND	
Ethyl Benzene	1.7	10	ND	
1,1,1,2-Tetrachloroethane	1.9	10	ND	
m,p-Xylene	3.2	10	ND	



MB Summary Report

Work Order:	1706189	Prep Method:	5035	Prep Date:	06/27/17	Prep Batch:	7765
Matrix:	Soil	Analytical Method:	SW8260B	Analyzed Date:	6/27/2017	Analytical Batch:	425038
Units:	ug/Kg						

Parameters	MDL	PQL	Method Blank Conc.	Lab Qualifier	
o-Xylene	1.7	10	ND		
Styrene	1.6	10	ND		
Bromoform	1.7	10	ND		
Isopropyl Benzene	1.6	10	ND		
n-Propylbenzene	1.6	10	ND		
Bromobenzene	1.8	10	ND		
1,1,2,2-Tetrachloroethane	1.9	10	ND		
2-Chlorotoluene	1.8	10	ND		
1,3,5-Trimethylbenzene	1.6	10	ND		
1,2,3-Trichloropropane	1.9	10	ND		
4-Chlorotoluene	1.6	10	ND		
tert-Butylbenzene	1.6	10	ND		
1,2,4-Trimethylbenzene	1.4	10	ND		
sec-Butyl Benzene	1.6	10	ND		
p-Isopropyltoluene	1.5	10	ND		
1,3-Dichlorobenzene	1.7	10	ND		
1,4-Dichlorobenzene	1.7	10	ND		
n-Butylbenzene	1.5	10	ND		
1,2-Dichlorobenzene	1.8	10	ND		
1,2-Dibromo-3-Chloropropane	1.8	10	ND		
Hexachlorobutadiene	1.4	10	ND		
1,2,4-Trichlorobenzene	1.5	10	ND		
Naphthalene	1.7	10	ND		
1,2,3-Trichlorobenzene	1.7	10	ND		
2-Butanone (MEK)	1.7	10	ND		
(S) Dibromofluoromethane			98.8		
(S) Toluene-d8			97.3		
(S) 4-Bromofluorobenzene			93.4		

Work Order:	1706189	Prep Method:	5035GRO	Prep Date:	06/27/17	Prep Batch:	7766
Matrix:	Soil	Analytical Method:	SW8260B	Analyzed Date:	6/27/2017	Analytical Batch:	425038
Units:	ug/Kg						

Parameters	MDL	PQL	Method Blank Conc.	Lab Qualifier	
TPH(Gasoline)	43	100	ND		
(S) 4-Bromofluorobenzene			76.2		



MB Summary Report

Work Order:	1706189	Prep Method:	5035GRO	Prep Date:	06/27/17	Prep Batch:	7766
Matrix:	Soil	Analytical Method:	SW8260B	Analyzed Date:	6/27/2017	Analytical Batch:	425038
Units:	ug/Kg						

Parameters	MDL	PQL	Method Blank Conc.	Lab Qualifier
TPH(Gasoline)	43	100	ND	
(S) 4-Bromofluorobenzene			79.8	



LCS/LCSD Summary Report

Raw values are used in quality control assessment.

Work Order:	1706189	Prep Method:	3510_TPH SG	Prep Date:	06/24/17	Prep Batch:	7685
Matrix:	Water	Analytical Method:	SW8015B	Analyzed Date:	6/25/2017	Analytical Batch:	424991
Units:	mg/Kg						

Parameters	MDL	PQL	Method Blank Conc.	Spike Conc.	LCS % Recovery	LCSD % Recovery	LCS/LCSD % RPD	% Recovery Limits	% RPD Limits	Lab Qualifier
TPH as Diesel (SG)	0.037	0.10	ND	1.0	59.1	58.5	1.02	52 - 115	30	
TPH as Motor Oil (SG)			ND	200				59 - 129		

Work Order:	1706189	Prep Method:	3010B	Prep Date:	06/26/17	Prep Batch:	7721
Matrix:	Water	Analytical Method:	SW6010B	Analyzed Date:	6/26/2017	Analytical Batch:	424998
Units:	mg/L						

Parameters	MDL	PQL	Method Blank Conc.	Spike Conc.	LCS % Recovery	LCSD % Recovery	LCS/LCSD % RPD	% Recovery Limits	% RPD Limits	Lab Qualifier
Antimony (Dissolved)	0.0050	0.010	ND	1.0	92.2	89.1	3.42	80 - 120	20	
Arsenic (Dissolved)	0.0040	0.010	ND	1.0	96.6	93.8	2.94	80 - 120	20	
Barium (Dissolved)	0.00050	0.0050	ND	1.0	98.4	94.5	4.04	80 - 120	20	
Beryllium (Dissolved)	0.00020	0.0050	ND	1.0	96.7	94.1	2.73	80 - 120	20	
Cadmium (Dissolved)	0.0020	0.0050	ND	1.0	98.2	95.1	3.21	80 - 120	20	
Chromium (Dissolved)	0.00090	0.0050	ND	1.0	98.4	94.9	3.62	80 - 120	20	
Cobalt (Dissolved)	0.00050	0.0050	ND	1.0	98.4	94.5	4.04	80 - 120	20	
Copper (Dissolved)	0.0020	0.0050	ND	1.0	98.5	94.7	3.93	80 - 120	20	
Lead (Dissolved)	0.0040	0.010	ND	1.0	97.1	93.0	4.31	80 - 120	20	
Molybdenum (Dissolved)	0.0020	0.010	ND	1.0	98.6	94.6	4.14	80 - 120	20	
Nickel (Dissolved)	0.0020	0.0050	ND	1.0	98.7	94.7	4.14	80 - 120	20	
Selenium (Dissolved)	0.0073	0.010	ND	1.0	96.1	93.1	3.17	80 - 120	20	
Silver (Dissolved)	0.0040	0.010	ND	1.0	97.0	94.3	2.82	80 - 120	20	
Thallium (Dissolved)	0.0040	0.015	ND	1.0	98.9	94.2	4.87	80 - 120	20	
Vanadium (Dissolved)	0.0010	0.0050	ND	1.0	97.7	94.1	3.75	80 - 120	20	
Zinc (Dissolved)	0.0020	0.0050	ND	1.0	98.4	95.0	3.52	80 - 120	20	
Aluminum (Dissolved)	0.024	2.0	ND	10	98.0			80 - 120		
Calcium (Dissolved)	0.034	5.0	ND	10	93.9			80 - 120		

Work Order:	1706189	Prep Method:	7470AP	Prep Date:	06/26/17	Prep Batch:	7726
Matrix:	Water	Analytical Method:	SW7470A	Analyzed Date:	6/27/2017	Analytical Batch:	425015
Units:	mg/L						

Parameters	MDL	PQL	Method Blank Conc.	Spike Conc.	LCS % Recovery	LCSD % Recovery	LCS/LCSD % RPD	% Recovery Limits	% RPD Limits	Lab Qualifier
Mercury (Dissolved)	0.00013	0.00020	ND	0.015	94.7	89.1	5.80	80 - 120	20	



LCS/LCSD Summary Report

Raw values are used in quality control assessment.

Work Order:	1706189	Prep Method:	5035	Prep Date:	06/24/17	Prep Batch:	7730
Matrix:	Soil	Analytical Method:	SW8260B	Analyzed Date:	6/24/2017	Analytical Batch:	425008
Units:	ug/Kg						

Parameters	MDL	PQL	Method Blank Conc.	Spike Conc.	LCS % Recovery	LCSD % Recovery	LCS/LCSD % RPD	% Recovery Limits	% RPD Limits	Lab Qualifier
1,1-Dichloroethene	2.0	10	ND	50.0	126	128	1.26	53.7 - 139	30	
Benzene	2.2	10	ND	50.0	114	114	0.000	66.5 - 135	30	
Trichloroethylene	1.8	10	ND	50.0	103	103	0.583	57.5 - 150	30	
Toluene	1.8	10	ND	50.0	125	131	4.69	56.8 - 134	30	
Chlorobenzene	1.8	10	ND	50.0	110	111	0.903	57.4 - 134	30	
(S) Dibromofluoromethane				50.0	98.0	96.9		59.8 - 148		
(S) Toluene-d8				50.0	117	122		55.2 - 133		
(S) 4-Bromofluorobenzene				50.0	109	105		55.8 - 141		
2-Butanone (MEK)			ND					-		
2-Butanone (MEK)			ND					-		

Work Order:	1706189	Prep Method:	5035GRO	Prep Date:	06/24/17	Prep Batch:	7731
Matrix:	Soil	Analytical Method:	SW8260B	Analyzed Date:	6/26/2017	Analytical Batch:	425008
Units:	ug/Kg						

Parameters	MDL	PQL	Method Blank Conc.	Spike Conc.	LCS % Recovery	LCSD % Recovery	LCS/LCSD % RPD	% Recovery Limits	% RPD Limits	Lab Qualifier
TPH(Gasoline)	43	100	ND	1000	82.2	87.2	5.90	48.2 - 132	30	
(S) 4-Bromofluorobenzene				50	65.1	68.9		43.9 - 127		

Work Order:	1706189	Prep Method:	3546_TPHSG	Prep Date:	06/27/17	Prep Batch:	7745
Matrix:	Soil	Analytical Method:	SW8015B	Analyzed Date:	6/27/2017	Analytical Batch:	425033
Units:	mg/Kg						

Parameters	MDL	PQL	Method Blank Conc.	Spike Conc.	LCS % Recovery	LCSD % Recovery	LCS/LCSD % RPD	% Recovery Limits	% RPD Limits	Lab Qualifier
TPH as Diesel (SG)	0.85	2.0	1.93	25.0	94.7	98.0	3.32	52 - 115	30	
TPH as Motor Oil (SG)			4.05	200				59 - 129		



LCS/LCSD Summary Report

Raw values are used in quality control assessment.

Work Order:	1706189	Prep Method:	5030VOC	Prep Date:	06/26/17	Prep Batch:	7749
Matrix:	Water	Analytical Method:	SW8260B	Analyzed Date:	6/26/2017	Analytical Batch:	425024
Units:	ug/L						

Parameters	MDL	PQL	Method Blank Conc.	Spike Conc.	LCS % Recovery	LCSD % Recovery	LCS/LCSD % RPD	% Recovery Limits	% RPD Limits	Lab Qualifier
1,1-Dichloroethene	0.14	0.50	ND	17.9	95.2	93.3	1.78	61.4 - 129	30	
Benzene	0.16	0.50	ND	17.9	112	111	1.00	66.9 - 140	30	
Trichloroethylene	0.15	0.50	ND	17.9	103	104	1.08	69.3 - 144	30	
Toluene	0.14	0.50	0.26	17.9	108	106	2.09	76.6 - 123	30	
Chlorobenzene	0.16	0.50	ND	17.9	107	104	3.17	73.9 - 137	30	
(S) Dibromofluoromethane				17.9	123	120		61.2 - 131		
(S) Toluene-d8				17.9	114	112		75.1 - 127		
(S) 4-Bromofluorobenzene				17.9	117	118		64.1 - 120		

Work Order:	1706189	Prep Method:	5030GRO	Prep Date:	06/26/17	Prep Batch:	7754
Matrix:	Water	Analytical Method:	SW8260B	Analyzed Date:	6/27/2017	Analytical Batch:	425024
Units:	ug/L						

Parameters	MDL	PQL	Method Blank Conc.	Spike Conc.	LCS % Recovery	LCSD % Recovery	LCS/LCSD % RPD	% Recovery Limits	% RPD Limits	Lab Qualifier
TPH(Gasoline)	29	50	42	238	115	117	1.81	52.4 - 127	30	
(S) 4-Bromofluorobenzene				11.9	113	119		41.5 - 125		

Work Order:	1706189	Prep Method:	5035	Prep Date:	06/26/17	Prep Batch:	7755
Matrix:	Soil	Analytical Method:	SW8260B	Analyzed Date:	6/26/2017	Analytical Batch:	425027
Units:	ug/Kg						

Parameters	MDL	PQL	Method Blank Conc.	Spike Conc.	LCS % Recovery	LCSD % Recovery	LCS/LCSD % RPD	% Recovery Limits	% RPD Limits	Lab Qualifier
1,1-Dichloroethene	2.0	10	ND	50.0	97.3	107	9.22	53.7 - 139	30	
Benzene	2.2	10	ND	50.0	98.2	108	9.32	66.5 - 135	30	
Trichloroethylene	1.8	10	ND	50.0	92.4	103	11.0	57.5 - 150	30	
Toluene	1.8	10	ND	50.0	102	116	12.1	56.8 - 134	30	
Chlorobenzene	1.8	10	ND	50.0	99.2	110	10.1	57.4 - 134	30	
(S) Dibromofluoromethane				50.0	96.2	107		59.8 - 148		
(S) Toluene-d8				50.0	105	121		55.2 - 133		
(S) 4-Bromofluorobenzene				50.0	105	115		55.8 - 141		



LCS/LCSD Summary Report

Raw values are used in quality control assessment.

Work Order:	1706189	Prep Method:	5035GRO	Prep Date:	06/26/17	Prep Batch:	7756
Matrix:	Soil	Analytical Method:	SW8260B	Analyzed Date:	6/27/2017	Analytical Batch:	425027
Units:	ug/Kg						

Parameters	MDL	PQL	Method Blank Conc.	Spike Conc.	LCS % Recovery	LCSD % Recovery	LCS/LCSD % RPD	% Recovery Limits	% RPD Limits	Lab Qualifier
TPH(Gasoline)	43	100	ND	1000	71.2	82.8	15.1	48.2 - 132	30	
(S) 4-Bromofluorobenzene				50	62.1	57.1		43.9 - 127		

Work Order:	1706189	Prep Method:	5035	Prep Date:	06/27/17	Prep Batch:	7765
Matrix:	Soil	Analytical Method:	SW8260B	Analyzed Date:	6/27/2017	Analytical Batch:	425038
Units:	ug/Kg						

Parameters	MDL	PQL	Method Blank Conc.	Spike Conc.	LCS % Recovery	LCSD % Recovery	LCS/LCSD % RPD	% Recovery Limits	% RPD Limits	Lab Qualifier
1,1-Dichloroethene	2.0	10	ND	50.0	98.8	96.3	2.67	53.7 - 139	30	
Benzene	2.2	10	ND	50.0	105	102	3.09	66.5 - 135	30	
Trichloroethylene	1.8	10	ND	50.0	105	97.1	7.73	57.5 - 150	30	
Toluene	1.8	10	ND	50.0	110	100	9.49	56.8 - 134	30	
Chlorobenzene	1.8	10	ND	50.0	112	102	9.36	57.4 - 134	30	
(S) Dibromofluoromethane				50.0	104	101		59.8 - 148		
(S) Toluene-d8				50.0	112	105		55.2 - 133		
(S) 4-Bromofluorobenzene				50.0	104	97.4		55.8 - 141		

Work Order:	1706189	Prep Method:	5035GRO	Prep Date:	06/27/17	Prep Batch:	7766
Matrix:	Soil	Analytical Method:	SW8260B	Analyzed Date:	6/27/2017	Analytical Batch:	425038
Units:	ug/Kg						

Parameters	MDL	PQL	Method Blank Conc.	Spike Conc.	LCS % Recovery	LCSD % Recovery	LCS/LCSD % RPD	% Recovery Limits	% RPD Limits	Lab Qualifier
TPH(Gasoline)	43	100	ND	1000	104	125	18.3	48.2 - 132	30	
(S) 4-Bromofluorobenzene				50	81.6	103		43.9 - 127		



MS/MSD Summary Report

Raw values are used in quality control assessment.

Work Order:	1706189	Prep Method:	3546_TPHSG	Prep Date:	06/27/17	Prep Batch:	7745
Matrix:	Soil	Analytical Method:	SW8015B	Analyzed Date:	6/27/2017	Analytical Batch:	425033
Spiked Sample:	1706189-014A						
Units:	mg/Kg						

Parameters	MDL	PQL	Sample Conc.	Spike Conc.	MS % Recovery	MSD % Recovery	MS/MSD % RPD	% Recovery Limits	% RPD Limits	Lab Qualifier
TPH as Diesel (SG)	0.850	2.00	ND	25.0	99.3	92.3	6.79	52 - 115	30	
Pentacosane (S)				200	104	100		59 - 129		

Work Order:	1706189	Prep Method:	5035	Prep Date:	06/26/17	Prep Batch:	7755
Matrix:	Soil	Analytical Method:	SW8260B	Analyzed Date:	6/26/2017	Analytical Batch:	425027
Spiked Sample:	1706189-013A						
Units:	ug/Kg						

Parameters	MDL	PQL	Sample Conc.	Spike Conc.	MS % Recovery	MSD % Recovery	MS/MSD % RPD	% Recovery Limits	% RPD Limits	Lab Qualifier
1,1-Dichloroethene	2.0	10	ND	50	101	92.5	9.07	55 - 125	30	
Benzene	2.2	10	ND	50	117	108	7.80	55 - 125	30	
Trichloroethylene	1.8	10	ND	50	105	96.9	7.54	55 - 125	30	
Toluene	1.8	10	ND	50	132	121	9.34	55 - 125	30	S
Chlorobenzene	1.8	10	ND	50	120	111	7.97	55 - 125	30	
(S) Dibromofluoromethane				50	98.9	92.7		59.8 - 148		
(S) Toluene-d8				50	115	105		55.2 - 133		
(S) 4-Bromofluorobenzene				50	120	111		55.8 - 141		



Laboratory Qualifiers and Definitions

DEFINITIONS:

Accuracy/Bias (% Recovery) - The closeness of agreement between an observed value and an accepted reference value.
Blank (Method/Preparation Blank) -MB/PB - An analyte-free matrix to which all reagents are added in the same volumes/proportions as used in sample processing. The method blank is used to document contamination resulting from the analytical process.
Duplicate - a field sample and/or laboratory QC sample prepared in duplicate following all of the same processes and procedures used on the original sample (sample duplicate, LCSD, MSD)
Laboratory Control Sample (LCS ad LCSD) - A known matrix spiked with compounds representative of the target analyte(s). This is used to document laboratory performance.
Matrix - the component or substrate that contains the analyte of interest (e.g., - groundwater, sediment, soil, waste water, etc)
Matrix Spike (MS/MSD) - Client sample spiked with identical concentrations of target analyte (s). The spiking occurs prior to the sample preparation and analysis. They are used to document the precision and bias of a method in a given sample matrix.
Method Detection Limit (MDL) - the minimum concentration of a substance that can be measured and reported with a 99% confidence that the analyte concentration is greater than zero
Practical Quantitation Limit/Reporting Limit/Limit of Quantitation (PQL/RL/LOQ) - a laboratory determined value at 2 to 5 times above the MDL that can be reproduced in a manner that results in a 99% confidence level that the result is both accurate and precise. PQLs/RLs/LODs reflect all preparation factors and/or dilution factors that have been applied to the sample during the preparation and/or analytical processes.
Precision (%RPD) - The agreement among a set of replicate/duplicate measurements without regard to known value of the replicates
Surrogate (S) or (Surr) - An organic compound which is similar to the target analyte(s) in chemical composition and behavior in the analytical process, but which is not normally found in environmental samples. Surrogates are used in most organic analysis to demonstrate matrix compatibility with the chosen method of analysis
Tentatively Identified Compound (TIC) - A compound not contained within the analytical calibration standards but present in the GCMS library of defined compounds. When the library is searched for an unknown compound, it can frequently give a tentative identification to the compound based on retention time and primary and secondary ion match. TICs are reported as estimates and are candidates for further investigation.
Units: the unit of measure used to express the reported result - mg/L and mg/Kg (equivalent to PPM - parts per million in liquid and solid), ug/L and ug/Kg (equivalent to PPB - parts per billion in liquid and solid), ug/m3 , mg/m3 , ppbv and ppmv (all units of measure for reporting concentrations in air), % (equivalent to 10000 ppm or 1,000,000 ppb), ug/Wipe (concentration found on the surface of a single Wipe usually taken over a 100cm ² surface)

LABORATORY QUALIFIERS:

<p>B - Indicates when the analyte is found in the associated method or preparation blank</p> <p>D - Surrogate is not recoverable due to the necessary dilution of the sample</p> <p>E - Indicates the reportable value is outside of the calibration range of the instrument but within the linear range of the instrument (unless otherwise noted) Values reported with an E qualifier should be considered as estimated.</p> <p>H- Indicates that the recommended holding time for the analyte or compound has been exceeded</p> <p>J- Indicates a value between the method MDL and PQL and that the reported concentration should be considered as estimated rather the quantitative</p> <p>NA - Not Analyzed</p> <p>N/A - Not Applicable</p> <p>ND - Not Detected at a concentration greater than the PQL/RL or, if reported to the MDL, at greater than the MDL.</p> <p>NR - Not recoverable - a matrix spike concentration is not recoverable due to a concentration within the original sample that is greater than four times the spike concentration added</p> <p>R- The % RPD between a duplicate set of samples is outside of the absolute values established by laboratory control charts</p> <p>S- Spike recovery is outside of established method and/or laboratory control limits. Further explanation of the use of this qualifier should be included within a case narrative</p> <p>X -Used to indicate that a value based on pattern identification is within the pattern range but not typical of the pattern found in standards. Further explanation may or may not be provided within the sample footnote and/or the case narrative.</p>



Sample Receipt Checklist

Client Name: Engeo (San Ramon)

Date and Time Received: 6/22/2017 5:35:00PM

Project Name: Baker

Received By: Navin Ghodasara

Work Order No.: 1706189

Physically Logged By: Navin Ghodasara

Checklist Completed By:

Carrier Name: First Courier

Chain of Custody (COC) Information

Chain of custody present? Yes
Chain of custody signed when relinquished and received? Yes
Chain of custody agrees with sample labels? Yes
Custody seals intact on sample bottles? Not Present

Sample Receipt Information

Custody seals intact on shipping container/cooler? Not Present
Shipping Container/Cooler In Good Condition? Yes
Samples in proper container/bottle? Yes
Samples containers intact? Yes
Sufficient sample volume for indicated test? Yes

Sample Preservation and Hold Time (HT) Information

All samples received within holding time? Yes
Container/Temp Blank temperature in compliance? Yes Temperature: 4.0 °C
Water-VOA vials have zero headspace? No VOA vials submitted
Water-pH acceptable upon receipt? N/A
pH Checked by: na pH Adjusted by: na

Comments:

Soil sleeve for B-16@4.5-5' coll.6/22@14:45 received waterlogged possibly due to ice water from cooler (Lab ID:1706189-010A)



Login Summary Report

Client ID: TL5123 Engeo (San Ramon)
Project Name: Baker
Project # : 13255.000.000
Report Due Date: 6/27/2017

QC Level: II
TAT Requested: 3 Day Std:3
Date Received: 6/22/2017
Time Received: 5:35 pm

Comments:

Work Order # : 1706189

<u>WO Sample ID</u>	<u>Client Sample ID</u>	<u>Collection Date/Time</u>	<u>Matrix</u>	<u>Scheduled Disposal</u>	<u>Sample On Hold</u>	<u>Test On Hold</u>	<u>Requested Tests</u>	<u>Subbed</u>
1706189-001A	B-11 @4.5'-5'	06/22/17 13:05	Soil	12/19/17			VOC_S_8260B TPHDOSG_S_8015B VOC_S_GRO	
Sample Note: Standard 3 day TAT. TPHg, VOCs, TPHd, mo with silica gel clean up.								
1706189-002A	B-11 @7.5'-8'	06/22/17 13:00	Soil	12/19/17			VOC_S_8260B TPHDOSG_S_8015B VOC_S_GRO	
1706189-003A	B-11 @11.5'-12'	06/22/17 13:10	Soil	12/19/17			TPHDOSG_S_8015B Hold Samples VOC_S_GRO VOC_S_8260B	
1706189-004A	B-11 @13.5'-13.5'	06/22/17 13:30	Soil	12/19/17			VOC_S_GRO TPHDOSG_S_8015B VOC_S_8260B	
1706189-005A	B-15 @4.5'-5'	06/22/17 14:15	Soil	12/19/17			VOC_S_8260B TPHDOSG_S_8015B VOC_S_GRO	
1706189-006A	Dup-1	06/22/17 14:20	Soil	12/19/17			VOC_S_8260B TPHDOSG_S_8015B VOC_S_GRO	
1706189-007A	B-17 @4.5'-5'	06/22/17 14:25	Soil	12/19/17			VOC_S_8260B TPHDOSG_S_8015B VOC_S_GRO	
1706189-008A	B-21 @4.5'-5'	06/22/17 14:40	Soil	12/19/17			VOC_S_8260B TPHDOSG_S_8015B VOC_S_GRO	
1706189-009A	Dup-2	06/22/17 14:35	Soil	12/19/17			VOC_S_8260B TPHDOSG_S_8015B	



Login Summary Report

Client ID: TL5123 Engeo (San Ramon)
Project Name: Baker
Project # : 13255.000.000
Report Due Date: 6/27/2017

QC Level: II
TAT Requested: 3 Day Std:3
Date Received: 6/22/2017
Time Received: 5:35 pm

Comments:

Work Order # : 1706189

<u>WO Sample ID</u>	<u>Client Sample ID</u>	<u>Collection Date/Time</u>	<u>Matrix</u>	<u>Scheduled Disposal</u>	<u>Sample On Hold</u>	<u>Test On Hold</u>	<u>Requested Tests</u>	<u>Subbed</u>
1706189-010A	B-16 @4.5'-5'	06/22/17 14:45	Soil	12/19/17			VOC_S_GRO	
1706189-011A	B-16 @7.5'-8'	06/22/17 14:45	Soil	12/19/17			VOC_S_8260B TPHDOSG_S_8015B VOC_S_GRO	
1706189-012A	B-20 @4.5'-5'	06/22/17 14:55	Soil	12/19/17			VOC_S_8260B TPHDOSG_S_8015B VOC_S_GRO	
1706189-013A	B-19 @4.5'-5'	06/22/17 15:00	Soil	12/19/17			VOC_S_8260B TPHDOSG_S_8015B VOC_S_GRO	
1706189-014A	B-22 @4.5'-5'	06/22/17 15:10	Soil	12/19/17			VOC_S_GRO TPHDOSG_S_8015B VOC_S_8260B	
1706189-015A	GW-2	06/22/17 12:00	Water	12/19/17			VOC_W_8260B VOC_S_8260B VOC_W_GRO	
Sample Note:	Standard 3 Day Tat. VOCs, TPHg.							
1706189-015B	GW-2	06/22/17 12:00	Water	12/19/17			TPHDOSG_W_8015B	
Sample Note:	Standard 3 Day Tat. TPHd, mo with silica gel clean up.							
1706189-015C	GW-2	06/22/17 12:00	Water	12/19/17			Hg_W_7470ADis Met_6010BDiss CAM17	
Sample Note:								
1706189-016A	Dup-1	06/22/17 12:30	Water	12/19/17			VOC_W_GRO	



Login Summary Report

Client ID: TL5123 Engeo (San Ramon)
Project Name: Baker
Project # : 13255.000.000
Report Due Date: 6/27/2017

QC Level: II
TAT Requested: 3 Day Std:3
Date Received: 6/22/2017
Time Received: 5:35 pm

Comments:

Work Order # : 1706189

<u>WO Sample ID</u>	<u>Client Sample ID</u>	<u>Collection Date/Time</u>	<u>Matrix</u>	<u>Scheduled Disposal</u>	<u>Sample On Hold</u>	<u>Test On Hold</u>	<u>Requested Tests</u>	<u>Subbed</u>
1706189-016B	Dup-1	06/22/17 12:30	Water	12/19/17			VOC_S_8260B VOC_W_8260B	
1706189-016C	Dup-1	06/22/17 12:30	Water	12/19/17			TPHDOSG_W_8015B	
1706189-017A	GW-3	06/22/17 14:00	Water	12/19/17			Hg_W_7470ADis Met_6010BDiss CAM17	
1706189-017B	GW-3	06/22/17 14:00	Water	12/19/17			VOC_W_GRO VOC_S_8260B VOC_W_8260B	
1706189-017C	GW-3	06/22/17 14:00	Water	12/19/17			TPHDOSG_W_8015B	
1706189-018A	GW-1	06/22/17 15:30	Water	12/19/17			Hg_W_7470ADis Met_6010BDiss CAM17	
1706189-018B	GW-1	06/22/17 15:30	Water	12/19/17			VOC_W_GRO VOC_S_8260B VOC_W_8260B	
1706189-018C	GW-1	06/22/17 15:30	Water	12/19/17			TPHDOSG_W_8015B	
							Hg_W_7470ADis Met_6010BDiss CAM17	



CHAIN OF CUSTODY RECORD

1706189


PROJECT NUMBER 13255-000-000		PROJECT NAME Baker																		REMARKS REQUIRED DETECTION LIMITS	
SAMPLED BY: (SIGNATURE/PRINT) Kelsey Gerhart / Robert Paul																					
PROJECT MANAGER: (SIGNATURE/PRINT)																					
ROUTING: E-MAIL																					
HARD COPY																					
SAMPLE NUMBER	DATE	MATRIX	TIME	NUMBER OF CONTAINERS	CONTAINER SIZE	PRESERVATIVE	TEMP	MOIST	PH	TOX	INITIALS	DATE	TIME	REMARKS							
B-11@4.5-5'	6/22/17	Soil	13:05	1	liner	Ice	X	X						-001A							
B-11@7.5-8'			13:00				X	X						-002A							
B-11@11.5-12'			13:10											-003A	HOLD						
B-11@13-13.5'			13:30											-004A	HOLD						
B-15@4.5-5'			14:15				X	X						-005A							
Dup-1			14:20				X	X						-006A							
B-17@4.5-5'			14:25				X	X						-007A							
B-21@4.5-5'			14:40				X	X						-008A							
Dup-2			14:35				X	X						-009A							
B-16@4.5-5'			14:45				X	X						-010A							
B-16@7.5-8'			14:45				X	X						-011A							
B-20@4.5-5'			14:55				X	X						-012A							
B-19@4.5-5'			15:00				X	X						-013A							
B-22@4.5-5'			15:10				X	X						-014A							
Temp: 4°C #1																					
RELINQUISHED BY: (SIGNATURE) Kelsey Gerhart				DATE/TIME 6/22/17 15:35				RECEIVED BY: (SIGNATURE) [Signature]				DATE/TIME 6/24/17				RECEIVED BY: (SIGNATURE) N:35					
RELINQUISHED BY: (SIGNATURE) [Signature]				DATE/TIME 6/22/17 5:25				RECEIVED BY: (SIGNATURE) NAVING				DATE/TIME 6/22/17 5:35 PM				RECEIVED BY: (SIGNATURE)					
RELINQUISHED BY: (SIGNATURE)				DATE/TIME				RECEIVED FOR LABORATORY BY: (SIGNATURE)				REMARKS: 1 container and include the grout sampled. One container for analysis.									

ENGEO
INCORPORATED

2010 CROW CANYON PLACE SUITE 250
SAN RAMON, CALIFORNIA 94583
(925) 866-9000 FAX (925) 866-0199
WWW.ENGEO.COM

FC

DISTRIBUTION: ORIGINAL ACCOMPANIES SHIPMENT, COPY TO PROJECT FIELD FILES




APPENDIX D

UCL Calculation Worksheet for Lead

A	B	C	D	E	F	G	H	I	J	K	L
1	UCL Statistics for Uncensored Full Data Sets										
2	UCL Calculation Worksheet for Lead										
3	User Selected Options										
4	Date/Time of Computation		3/30/2017 3:28:58 PM								
5	From File		WorkSheet_a.xls								
6	Full Precision		OFF								
7	Confidence Coefficient		95%								
8	Number of Bootstrap Operations		2000								
9											
10											
11	Lead										
12											
13	General Statistics										
14	Total Number of Observations			36		Number of Distinct Observations			36		
15						Number of Missing Observations			0		
16	Minimum			3.46		Mean			23.01		
17	Maximum			110		Median			10.45		
18	SD			26.46		Std. Error of Mean			4.41		
19	Coefficient of Variation			1.15		Skewness			1.973		
20											
21	Normal GOF Test										
22	Shapiro Wilk Test Statistic			0.693		Shapiro Wilk GOF Test					
23	5% Shapiro Wilk Critical Value			0.935		Data Not Normal at 5% Significance Level					
24	Lilliefors Test Statistic			0.312		Lilliefors GOF Test					
25	5% Lilliefors Critical Value			0.148		Data Not Normal at 5% Significance Level					
26	Data Not Normal at 5% Significance Level										
27											
28	Assuming Normal Distribution										
29	95% Normal UCL					95% UCLs (Adjusted for Skewness)					
30	95% Student's-t UCL			30.46		95% Adjusted-CLT UCL (Chen-1995)			31.81		
31						95% Modified-t UCL (Johnson-1978)			30.7		
32											
33	Gamma GOF Test										
34	A-D Test Statistic			2.377		Anderson-Darling Gamma GOF Test					
35	5% A-D Critical Value			0.772		Data Not Gamma Distributed at 5% Significance Level					
36	K-S Test Statistic			0.241		Kolmogrov-Smirnoff Gamma GOF Test					
37	5% K-S Critical Value			0.15		Data Not Gamma Distributed at 5% Significance Level					
38	Data Not Gamma Distributed at 5% Significance Level										
39											
40	Gamma Statistics										
41	k hat (MLE)			1.208		k star (bias corrected MLE)			1.126		
42	Theta hat (MLE)			19.04		Theta star (bias corrected MLE)			20.43		
43	nu hat (MLE)			86.98		nu star (bias corrected)			81.07		
44	MLE Mean (bias corrected)			23.01		MLE Sd (bias corrected)			21.68		
45						Approximate Chi Square Value (0.05)			61.32		
46	Adjusted Level of Significance			0.0428		Adjusted Chi Square Value			60.54		
47											
48	Assuming Gamma Distribution										
49	95% Approximate Gamma UCL (use when n>=50))			30.41		95% Adjusted Gamma UCL (use when n<50)			30.81		
50											
51	Lognormal GOF Test										
52	Shapiro Wilk Test Statistic			0.902		Shapiro Wilk Lognormal GOF Test					

	A	B	C	D	E	F	G	H	I	J	K	L
53	5% Shapiro Wilk Critical Value					0.935	Data Not Lognormal at 5% Significance Level					
54	Lilliefors Test Statistic					0.181	Lilliefors Lognormal GOF Test					
55	5% Lilliefors Critical Value					0.148	Data Not Lognormal at 5% Significance Level					
56	Data Not Lognormal at 5% Significance Level											
57												
58	Lognormal Statistics											
59	Minimum of Logged Data					1.241	Mean of logged Data					2.668
60	Maximum of Logged Data					4.7	SD of logged Data					0.915
61												
62	Assuming Lognormal Distribution											
63	95% H-UCL					31.2	90% Chebyshev (MVUE) UCL					32.77
64	95% Chebyshev (MVUE) UCL					37.85	97.5% Chebyshev (MVUE) UCL					44.91
65	99% Chebyshev (MVUE) UCL					58.76						
66												
67	Nonparametric Distribution Free UCL Statistics											
68	Data do not follow a Discernible Distribution (0.05)											
69												
70	Nonparametric Distribution Free UCLs											
71	95% CLT UCL					30.26	95% Jackknife UCL					30.46
72	95% Standard Bootstrap UCL					30.14	95% Bootstrap-t UCL					32.49
73	95% Hall's Bootstrap UCL					31.6	95% Percentile Bootstrap UCL					30.96
74	95% BCA Bootstrap UCL					31.64						
75	90% Chebyshev(Mean, Sd) UCL					36.24	95% Chebyshev(Mean, Sd) UCL					42.23
76	97.5% Chebyshev(Mean, Sd) UCL					50.54	99% Chebyshev(Mean, Sd) UCL					66.88
77												
78	Suggested UCL to Use											
79	95% Chebyshev (Mean, Sd) UCL					42.23						
80												
81	Note: Suggestions regarding the selection of a 95% UCL are provided to help the user to select the most appropriate 95% UCL.											
82	These recommendations are based upon the results of the simulation studies summarized in Singh, Singh, and Iaci (2002)											
83	and Singh and Singh (2003). However, simulations results will not cover all Real World data sets.											
84	For additional insight the user may want to consult a statistician.											
85												



APPENDIX E

Dust Control Pla

DUST CONTROL PLAN

FUGITIVE DUST EMISSION CALCULATIONS (Based on $PM_{10}=50 \mu\text{g}/\text{m}^3$ differential)

Cancer risk for the outdoor air exposure pathway was calculated for a residential scenario using the equations presented in Figures 2.9 and 2.10 of the DTSC PEA guidance manual (October 2015). The calculations are based on fugitive dust emissions of PM_{10} at $0.050 \text{ mg}/\text{m}^3$, per the California Ambient Air Quality Standards for particulate matter. The toxicity factors used to calculate risk were obtained from the California Office of Environmental Health Hazard Assessment (OEHHA) Toxicity Criteria Database.

The exposure point concentrations for outdoor air were estimated using the following equation presented in Figure 2.10 of the PEA guidance manual:

$$C_a = C_s / PEF \times 1,000 \mu\text{g}/\text{mg}$$

Where: C_a = concentration in air, $\mu\text{g}/\text{m}^3$
 C_s = concentration in soil, mg/kg
 $PEF = 9.06 \times 10^8 \text{ m}^3/\text{kg}$

- Using the maximum arsenic concentration of $27.3 \text{ mg}/\text{kg}$, we calculated an air concentration of $3.01\text{E}^{-5} \mu\text{g}/\text{m}^3$.
- Using the maximum lead concentration of $110 \text{ mg}/\text{kg}$, we calculated an air concentration of $1.21\text{E}^{-4} \mu\text{g}/\text{m}^3$.
- Using the maximum naphthalene concentration of $221 \text{ mg}/\text{kg}$, we calculated an air concentration of $2.44\text{E}^{-4} \mu\text{g}/\text{m}^3$.

The cancer risk for the inhalation of outdoor air pathway was calculated using the following equation presented in Figure 2.9 of the PEA guidance manual:

$$Risk_{air} = IUR \times C_a \times 0.356$$

Where: $IUR = \text{Inhalation Unit Risk } (\mu\text{g}/\text{m}^3\text{-day})^{-1}$
[OEHHA Toxicity Criteria Database]
 $C_a = \text{maximum concentration in outdoor air, } \text{mg}/\text{m}^3$

- Using the arsenic outdoor air exposure point concentration of $3.01\text{E}^{-5} \mu\text{g}/\text{m}^3$, we calculated a cancer risk of 3.54E^{-8} for the outdoor air pathway. The cancer risk for arsenic does not exceed the acceptable risk level of 1E^{-6} .
- Using the lead outdoor air exposure point concentration of $1.21\text{E}^{-4} \mu\text{g}/\text{m}^3$, we calculated a cancer risk of 5.19E^{-10} for the outdoor air pathway. The cancer risk for lead does not exceed the acceptable risk level of 1E^{-6} .

- Using the naphthalene outdoor air exposure point concentration of $2.44E^{-4}$ $\mu\text{g}/\text{m}^3$, we calculated a cancer risk of $2.95E^{-9}$ for the outdoor air pathway. The cancer risk for naphthalene does not exceed the acceptable risk level of $1E^{-6}$.

The risk values were calculated using a conservative PEL value of 9.06×10^8 m^3/kg , which utilizes a vegetative cover factor of only 25%. Calculating the risk values in this way ensures that ENGEO is being conservative with worker and public safety. Additionally, this cancer risk calculation is based on chronic exposure levels to residents for 26 years, 350 days/year, 24 hours/day. The proposed remediation of this site will be short-term in nature. This calculation reinforces the need for this work to be completed, as this short-term work will remove a potential long-term hazard. Finally, dust suppression outlined in this appendix will provide an additional level of safety during field activities.

DUST CONTROL PLAN

This section details potential dust control measures that the Contractor will implement to minimize dust emissions during the removal action. Dust emissions may result from activities during removal action and from wind erosion. These sources are most effectively controlled using wet suppression. A high wind threshold of 25 miles per hour (mph) will also be established to minimize wind erosion during extreme meteorological conditions. Stockpiles will be covered unless being loaded, water will be sprayed on areas, which have already been excavated and are subject to wind erosion. Dust control measures, including air monitoring will be performed in accordance with applicable Bay Area Air Quality Management District standards.

DUST MITIGATION

The main mechanism for the control of fugitive dust emissions from construction activities and wind erosion is by watering, which leads to the formation of a surface crust to reduce the available reservoir of dust. In addition to water, several chemical dust suppressants are available to enhance the formation of a surface crust. The effectiveness of wet suppression is dependent on the type of activities occurring, the frequency of watering, and the meteorological conditions. The watering schedule will be determined by an evaluation of the air monitoring and meteorological data, site conditions, and site activities. Watering shall also occur if there are visible dust emissions and/or an exceedance of the air monitoring action level discussed below.

STOCKPILE AND VEHICLE MANAGEMENT

As necessary, based on meteorological and Site conditions, stockpiles will be covered with 10-mil plastic sheeting. All stockpiles will be placed on paved areas or will be placed on 10-mil plastic sheeting. All vehicles onsite will be limited to a maximum speed of 5 mph. Prior to departure from the Site to the surface streets, all vehicles will be checked for material residue and cleaned if necessary. Cleaning will be completed utilizing a hand broom to remove loose soil from the vehicle prior to the vehicle leaving the site. Vehicle tires will be cleaned using a stabilized construction entrance. The public paved roadways surrounding the Site will be checked for any material possibly tracked out, despite mitigation efforts. The Contractor will take all reasonable measures to clean the roadways of this material within an hour of observation.

METEOROLOGICAL STATION


A meteorological station will be deployed at the Site to monitor wind speed and direction. Measurements will be conducted every 30 minutes to verify conditions and adjust dust monitoring locations. If the wind speed rises to greater than 25 mph, operations will cease. Wind direction measurements from the station will be used to determine the optimum locations for dust monitors.

DUST MONITORING

A MiniRAM dust meter or equivalent will be used to measure real-time dust levels at a minimum of one upwind and two downwind locations. The meters will be mounted on surveyor's tripods approximately 5 feet above the ground surface. Dust meters will be equipped with data recorders, which will be periodically downloaded. Meters will be checked hourly to record PM10 readings. The location of the monitors will be adjusted throughout the day based on wind direction data from the on-site meteorological station. Based on the calculations presented in Fugitive Dust Emission Calculations Section, the action level for the project will be based on a $50 \mu\text{g}/\text{m}^3$ differential between upwind and downwind measurement stations. If the action level is exceeded for a period greater than 30 minutes, work operations will cease until adequate dust mitigation measures can be implemented.

RECORD KEEPING

The removal action contractor will be responsible for maintaining a field logbook, which will serve to document meteorological conditions, dust monitor readings, and dust mitigation measures implemented. This documentation will be included in the final removal action completion report.



APPENDIX F

Sampling and Analysis Plan

TABLE OF CONTENTS

1.0	INTRODUCTION	1
2.0	SAMPLING EQUIPMENT AND PROCEDURES	1
2.1	GENERAL PROCEDURES	1
2.2	SOIL CONFIRMATION SAMPLING	1
2.3	DECONTAMINATION PROCEDURES	2
2.4	SAMPLE LABELING, DELIVERY, AND CHAIN-OF-CUSTODY	2
2.5	SAMPLE LABELING	3
2.6	SAMPLE DELIVERY	3
2.7	CHAIN-OF-CUSTODY	3
3.0	ANALYTICAL TESTING METHODS	4
4.0	FIELD QUALITY ASSURANCE/QUALITY CONTROL	4
4.1	FIELD DUPLICATES	4
4.2	SAMPLE CONTAINERS, PRESERVATIVES, AND HOLDING TIMES	4
5.0	SITE MANAGEMENT AND RECORD KEEPING	4
TABLE	– Table 1 - Analytical Test Methods, Sample Container, Preservation, and Holding Time Requirements	

1.0 INTRODUCTION

The purpose of this Sampling and Analysis Plan (SAP) is to provide field sampling procedures and data gathering methods that will be used during site characterization activities at 20785 and 20957 Baker Road in Castro Valley, California (the Site). This SAP will be used by field personnel as a reference for sampling and analysis during the characterization activities.

2.0 SAMPLING EQUIPMENT AND PROCEDURES

This section describes sampling equipment and procedures associated with soil and groundwater sampling. This section also includes a discussion of equipment blank sampling and decontamination procedures for sampling equipment.

2.1 GENERAL PROCEDURES

All excavated soil at the Site is anticipated to be Class II material. The excavated soil from the Site will likely be disposed of at the Altamont Landfill in Livermore, California or Vasco Road Landfill in Livermore, California.

The excavation/offsite disposal remedial action will consist of removing COPC-impacted soil from the Site. The excavated soil will be stockpiled on Site, sampled, and properly disposed of by loading it into trucks for transport to a landfill. Sampling of stockpiles for landfill disposal is discussed in Section 2.4. Excavation includes using loaders, scrapers, and/or other appropriate equipment. Approximately 1,750 cubic yards of OCP and arsenic-impacted soil would need to be excavated from the Site. For the TPH-impacted soil around B-7 (Figure 10 of the RAIP), the overburden is assumed clean and can be excavated and stockpiled on Site. The soil below the overburden will be excavated to a depth of approximately 10 feet below ground surface. This would yield a volume of approximately 20 cubic yards of TPH-impacted soil to be off hauled from the Site.

The impacted portions of the Site that exhibit COPC concentrations in excess of the soil cleanup would be divided into 30-foot-square grids. An ENGEO representative will observe the excavation activities, providing oversight and coordination when necessary. The initial excavation areas have been determined based on the results of the site investigations performed in 2016 and 2017 (refer to Figure 10 of the RAIP for proposed depths). Confirmation sampling will be conducted, as discussed in Section 2.2.

2.2 SOIL CONFIRMATION SAMPLING

Following excavation of impacted soil, each of the remedial grids will be sampled by the collection of one discrete soil sample from the center-base of the grid and one sample from the mid-point of the grid's corresponding sidewalls. The confirmation samples recovered from the OCP and arsenic impacted grids will be analyzed for OCPs (EPA Method 8081) and arsenic (EPA Method 6010). Confirmation samples recovered from the former UST excavation will be analyzed for TPH-g and VOCs (EPA Method 8260) and TPH-d and TPH-mo (EPA Method 8015 with silica gel cleanup).

Grids with base confirmation sampling concentrations exceeding the soil cleanup levels will be re-excavated an additional 12 inches and re-sampled. Grids with sidewall confirmation sampling concentrations exceeding the soil cleanup levels would be re-excavated laterally an additional

10 feet and re-sampled. Excavation will proceed until the soil cleanup levels are achieved. Grids with confirmation samples below the soil cleanup levels will be considered complete with no further excavation conducted.

Soil samples will be retrieved within 2-inch by 6-inch stainless steel sleeves. The sample sleeves will be sealed using Teflon® sheets secured by tight-fitting plastic end caps. Upon the collection of each sample, a label will be placed on the sample including a unique sample number, sample location, time/date collected, laboratory analysis, and the sampler's identification. The soil samples will be placed in an ice-cooled chest and submitted under documented chain-of-custody to a State-certified laboratory. Laboratory analysis will be performed on an expedited 24-hour laboratory turnaround.

2.3 SAMPLING OF STOCKPILES FOR LANDFILL DISPOSAL

As appropriate and necessary, to prevent potential impact to underlying soils or surfaces, stockpiles will be placed on 10-mil plastic sheeting. The soil stockpiles will be covered with 10-mil plastic sheeting and secured to prevent dust or runoff during storm events. Appropriate dust control and stormwater best management practices (BMPs) will be implemented during the soil mitigation activities.

The soil stockpiles will be profiled for landfill disposal. The specific laboratory profile will be determined prior to excavation activities; however, it is anticipated as a minimum, the stockpile samples will be analyzed for TPH-g and VOCs (EPA 8260), TPH-d and TPH-mo (EPA 8015 with silica gel cleanup), and CAM 17 metals (EPA 6010B). Samples will be collected at an approximate density of 1 sample per every 250 cubic yards of soil.

2.4 DECONTAMINATION PROCEDURES

Disposable sampling equipment will be bagged and properly disposed upon use. Non-disposable sampling equipment will be decontaminated to prevent cross contamination between samples. Sampling equipment will be decontaminated by washing with a non-phosphate detergent such as Alconox™ or Liquinox™. Given the small volume anticipated, decontamination water will be collected and discharged to the surface. The following steps will be followed for decontamination of non-disposable sample equipment:

- Wash with a non-phosphate detergent and water solution. This step will remove visible contamination from the equipment. Fill a 5-gallon bucket approximately 3/4 full and dilute with a non-phosphate detergent as directed by the manufacturer. Use a dedicated long-handled brush to assist with cleaning.
- Rinse with potable water. This step will decrease the gross contamination and reduce the frequency of changing of the non-phosphate detergent and water solution. Fill a 5-gallon bucket, 3/4 full with water. Use a dedicated long-handled brush to assist with cleaning of equipment. A pressurized spray bottle will facilitate multiple rinses, without contaminating a traditional rinse bucket.

2.5 SAMPLE LABELING, DELIVERY, AND CHAIN-OF-CUSTODY

This section describes how samples will be labeled, picked up, delivered, and tracked.

2.5.1 Sample Labeling

Sample labels will be completed using indelible, black ink, and affixed to each sample container. Soil sample containers will be placed into resealable plastic bags to protect the sample from moisture during transportation to the laboratory. Each sample container will be labeled at a minimum with the following:

- Unique sample identification number
- Sample collection date (month/day/year)
- Time of collection (12 or 24-hour clock)
- Project number
- Sampler initials
- Analyses to be performed; and preservation, if any

2.5.2 Sample Delivery

This section applies to samples that will be picked up by the analytical testing laboratory or samples delivered to the offsite analytical laboratory. Samples may be picked up in the field or at the Field Geologist/Engineer's office by the analytical testing laboratory. The soil and groundwater samples will be maintained at 4° Celsius. The chain-of-custody documentation will be completed and signed by the laboratory-assigned courier. The samples may then be relinquished to the courier for transportation to the laboratory. The laboratory will record the temperature of cooler immediately upon receipt of the samples.

2.5.3 Chain-of-Custody

A chain-of-custody is a vital tool for tracking samples and is a written record of sample possession from the time the sample is collected until it is analyzed. The following will be recorded on the chain-of-custody forms:

- Project name
- Project location
- Project number
- Project contact
- Client
- Project Manager
- Sample identification
- Date and time sample was collected
- Sample type (soil, wastewater etc.)
- Number of sample containers
- Required analytical test methods
- Remarks/observations specific to the sample
- Number of samples to be relinquished to the analytical laboratory
- Transfer signatures associated with relinquishing samples (the sampler will initiate the chain-of-custody procedure)
- Courier/laboratory representative signature (for commercial carrier, record air bill number)
Date/time of custody transfers
- Comments regarding the condition of the samples, (e.g., cooled with ice, etc.)

- Additional comments
- Written request for electronic file for all samples analyzed
- Information regarding sample storage/disposal
- Turn-around-time requirement; Sampler signature
- Courier signature

3.0 ANALYTICAL TESTING METHODS

This section describes analytical test methods, sample container, preservation, and holding time requirements for samples. Areas of arsenic and OCP-impacts will be analyzed for OCPs (EPA Method 8081) and arsenic (EPA Method 6010). The area with TPH-impacts will be analyzed for TPH-g and VOCs (EPA Method 8260), and TPH-d and TPH-mo (EPA Method 8015 with silica gel cleanup). Table 1 summarizes the analytical test methods for the types of samples to be collected based on regulatory requirements, as well as the hold times.

4.0 FIELD QUALITY ASSURANCE/QUALITY CONTROL

Field Quality Assurance/Quality Control (QA/QC) samples will be collected and analyzed during sampling to assess the consistency and performance of the sampling program. Field QC samples for this project will include field duplicates samples.

4.1 FIELD DUPLICATES

Field duplicates consist of a sample of the same matrix as the primary sample collected. Duplicate soil samples will be collected at the same time and location as the primary sample, using the same sampling techniques. The purpose of field duplicate samples is to evaluate the precision of the overall sample collection and analysis process. Field duplicates for the soil samples will be collected at a frequency of one per 20 samples and will be analyzed using the same method as the primary sample. A field duplicate will be collected from one groundwater sampling location and will be analyzed using the same method as the primary sample. Field duplicate sample numbers will be similar to the sample nomenclature; however, minor adjustments in the numbering system will be made to ensure that the identities of the duplicate samples are “blind” to the analytical laboratory. Locations of duplicate samples and their identifications will be recorded in the field logbook and on the sampling map.

4.2 SAMPLE CONTAINERS, PRESERVATIVES, AND HOLDING TIMES

Sample container requirements, preservatives, and holding time requirements for the analytical test methods to be used in this characterization project are summarized in Table 1.

5.0 SITE MANAGEMENT AND RECORD KEEPING


Sampling information will be recorded on chain-of-custody forms, in a field logbook, and on the appropriate excavation or stockpile map/plan. These documents will be completed in the field at the time of sample collection. Entries will be legible and recorded in indelible black ink. At a minimum, the logbook will contain the following information:

- Project name and location.
- Date and time of entries.

- Personnel in attendance, including any visitors to the site; general weather conditions.
- Work performed on a daily basis.
- Field observations.
- Sampling information (including sample identification, sample location, sample description/type, and analytical testing).
- Field measurements data (including air monitoring results, instrument calibration records, and problems, if applicable).
- Descriptions of deviations from the SAP, if applicable; Problems encountered and corrective action taken; QC-related activities and identification of field QC samples.
- Detailed record of oral and/or written requests by the regulatory agencies, client, subcontractor.
- Any other events that may affect the sampling and analyses.

TABLE 1: Analytical Test Methods, Sample Container, Preservation, and Holding Time Requirements

SOIL SAMPLING				
PARAMETER	PRESERVATIVE	HOLDING TIME	EPA METHOD #	CONTAINER
TPH-d and TPH-mo	4°C	14 days	8015 (with silica gel cleanup)	2"x6" liner
TPH-g/VOCs	4°C	14 days	8260	2"x6" liner
OCPs	4°C	40 days	8081	2"x6" liner
Arsenic	4°C	6 months	6010	2"x6" liner



APPENDIX G

Health and Safety Plan

TABLE OF CONTENTS

	<u>Page</u>
1.0 INTRODUCTION	1
2.0 PLANNED SOIL REMOVAL ACTION	1
3.0 SITE SAFETY REGULATORY REQUIREMENTS.....	2
4.0 STAFF ORGANIZATION, QUALIFICATIONS, AND RESPONSIBILITIES	2
4.1 General.....	2
4.2 Project Manager	2
4.3 Health and Safety Manager (HSM)	2
4.4 Site Safety Officer (SSO)	3
4.5 Persons Certified in First Aid and CPR	3
5.0 HAZARD/RISK ANALYSIS.....	4
5.1 Identified Tasks.....	4
5.2 Potential Hazards.....	4
5.2.1 General Safety Hazards	4
5.3 Biological Hazards	7
5.3.1 Ants, Bees, Wasps, Hornets and Yellow Jackets.....	7
5.3.2 Spiders, Snakes and Fleas.....	7
5.3.3 Rattlesnakes and Scorpions	7
5.3.4 Poisonous Plants.....	8
5.3.5 Hantavirus	8
5.3.6 Bird Excrement and Amplified Fungal Growth	8
5.4 Chemical Hazards.....	8
6.0 SAFETY AND HEALTH TRAINING	9
6.1 Certification of Training	9
6.2 Tailgate Safety Meetings.....	10
7.0 PERSONAL PROTECTIVE EQUIPMENT	10
7.1 DUST HAZARDS.....	10
7.2 Levels of PPE	10
7.2.1 Level D.....	10
7.2.2 Level D Modified.....	10
7.2.3 Level C.....	11
7.2.4 Level B	11
7.2.5 Level A	11
7.3 Inspection of PPE	11
8.0 SAFETY PROCEDURES, ENGINEERING CONTROLS, AND WORK PRACTICES.....	11
8.1 General Site Rules/Prohibitions	11
8.1.1 Buddy System	11
8.1.2 Engineering Controls and Work Practices	12
8.1.3 Employee Rotation	12
8.1.4 Work Practices and Procedures	12
8.2 Materials Handling	12
8.2.1 Spill and Discharge Control	12
8.2.2 Notification of Spills and Discharges.....	12

TABLE OF CONTENTS (Continued)

8.2.3	Material Storage, and Disposal.....	13
8.3	Temporary Facilities.....	14
8.4	Fire Protection and Prevention Plan.....	14
8.5	Hazard Communication.....	14
8.6	Sanitation.....	15
8.6.1	Potable Water	15
8.6.2	Non-Potable Water.....	15
8.6.3	Toilets	15
8.6.4	Washing Facilities	15
8.7	Protection of Adjacent Work or Areas to Remain	16
8.8	Machinery and Mechanized Equipment	16
8.9	Confined Space Operations	18
8.10	Site Illumination	18
9.0	SITE CONTROL MEASURES.....	18
9.1	Site Control Log	18
9.2	Decontamination.....	19
9.2.1	Personnel.....	19
9.2.2	Equipment.....	19
10.0	EMERGENCY EQUIPMENT	19
11.0	EMERGENCY RESPONSE AND CONTINGENCY PROCEDURES	19
11.1	Pre-Emergency Planning	19
11.2	Lines of Authority	19
11.3	Emergency Recognition and Prevention	20
11.4	Procedures for Site Evacuation.....	20
11.4.1	Emergency Equipment	20
11.4.2	Adverse Weather Conditions.....	20
11.4.3	Earthquakes.....	20
11.4.4	Evacuation Routes and Places of Refuge.....	21
11.4.5	Site Security and Control.....	21
11.5	Nearest Hospital	21
11.6	Emergency Alerting and Response Procedures.....	21
11.6.1	Emergency Alerting Procedures.....	21
11.6.2	Emergency Telephone Numbers	22
11.7	Community Alert Program.....	22
11.8	Procedures for Incident Reporting.....	22
12.0	CERTIFICATE OF WORKER/VISITOR ACKNOWLEDGMENT.....	23
13.0	REPORTING	23
13.1	Logs, Reports, and Recordkeeping.....	23

GLOSSARY

APR	Air Purifying Respirator
ACGIH	American Conference Governmental Industrial Hygienists
AIHA	American Industrial Hygiene Association
ANSI	American National Standards Institute
ASME	American Society of Mechanical Engineers
CCR	California Code of Regulations
CFR	Code of Federal Regulations
COPC	Contaminant of Potential Concern
CPR	Cardiopulmonary resuscitation
CRZ	Contaminant Reduction Zone
dBA	Decibels on the A scale
DOT	Department of Transportation
DTSC	California Department of Toxic Substance Control
EPA	U.S. Environmental Protection Agency
°F	Degrees Fahrenheit
eV	Electron Volt
EZ	Exclusion Zone
FEV	Forced expiratory volume
FVC	Forced vital capacity
GISO	General Industry Safety Order
GPS	Global Positioning System
HEPA	High Efficiency Particulate Air
HSM	Health and Safety Manager
mg/m ³	Milligrams per cubic meter
MSDS	Material Safety Data Sheets
OSHA	Occupational Safety and Health Administration
PAH	Polyaromatic Hydrocarbons
PEL	Permissible Exposure Limit
PID	Photoionization Detector
PM	Project Manager
ppb	Parts per Billion
PPE	Personal Protective Equipment
ppm	Parts per million
PSHM	Program Safety and Health Manager
ROPS	Roll over protection structure
RV	Reserve volume
HASP	Health and Safety Plan
SSO	Site Safety Officer
SVOC	Semi-volatile organic compound
TLV	Threshold Limit Value
TPH	Total Petroleum Hydrocarbons
TWA	Time Weighted Average
µg/L	Micrograms per liter
VCP	Voluntary Cleanup Program
VOC	Volatile Organic Compound

DISCLAIMER

This Health and Safety Plan (HASP) was prepared for use at the Site located at, is located at 20785 and 20957 Baker Road, northeast of Rutledge Road, and southeast of Castro Valley Boulevard in Castro Valley, California (Site). The Plan was prepared based on the best available information regarding the physical and chemical hazards known or suspected to be present at the Site and for the execution of the proposed scope of work. It is not possible in advance to discover, evaluate, and protect against all possible hazards, which may be encountered during the duration of this project. Therefore, this HASP may not be appropriate if the work is not performed by or using the methods presently anticipated. In addition, as the work is performed, conditions different from that anticipated may be encountered and this HASP may have to be modified.

Adherence to the requirements of this HASP will significantly reduce, but not eliminate, the potential for occupational injury and illness at the Site. The guidelines contained in this HASP were developed specifically for the soil removal project at the Site described herein and should not be used at any other site without the review and approval of a qualified health and safety professional.

1.0 INTRODUCTION

This Health and Safety Plan (HASP) sets forth the minimum health, safety, and emergency response requirements for activities involving, or potentially involving, employee exposure to physical or chemical health hazards associated with the remedial activities proposed at the site located in Castro Valley, California (Site).

The Site is located at 20785 and 20957 Baker Road, northeast of Rutledge Road, and southeast of Castro Valley Boulevard in Castro Valley, California (Figure 1). The Site consists of two parcels measuring approximately 1.12 acres in area and identified with Assessor's Parcel Numbers (APN) 84A-16-5-9 and 84A-16-6-4.

The Site is bound to the west by Rutledge Road and to the east by Baker Road. An equipment storage yard was formerly located at the southern portion of the Site. Multi-family housing is present to the north and south of the Site. An automotive shop is present to the west, and multi-family housing occupies the properties to the east of Baker Road.

The proposed excavation area and depth of excavation is presented in Figure 10 of the RAIP. The anticipated depth of excavation in the areas of the OCP and arsenic-impacted soil is approximately 12 inches and 30 inches (in two areas). The anticipated depth of excavation in the areas of the TPH-impacted soil is approximately 10 feet.

2.0 PLANNED SOIL REMOVAL ACTION

Review of the analytical results indicates organochlorine pesticides (OCPs) and arsenic in shallow soil within portions of the Site, and petroleum hydrocarbons soil in the area of the former underground storage tanks (USTs) as Chemicals of Potential Concern (COPCs) in soil at the Site.

The removal action objective (RAO) is to reduce the human health risks associated with the COPCs in soil at the Site to a level that is acceptable for the planned future redevelopment and to allow for unrestricted future use of the Site. Based on the RAO, a cleanup level has been established that is protective of human health and the environment and reduces the potential for exposure to the COPC in soil encountered at the Site. These are presented below.

TABLE 2.0-1: Respective RAOs for Remedial Action

COPC	Basis for RAO	RAO
Arsenic	Established background concentration	11 mg/kg
Dieldrin	RWQCB Direct Exposure Human Health Risk Level	38 µg/kg
Chlordane	RWQCB Direct Exposure Human Health Risk Level	480 µg/kg
TPH-d	RWQCB Direct Exposure Human Health Risk Level	230 mg/kg
TPH-g	RWQCB Direct Exposure Human Health Risk Level	740 mg/kg

Remedial action will consist of excavation and offsite disposal. The soil mitigation measure involves the following elements:

- Excavation of an estimated 1,750 cubic yards of OCP- and arsenic-impacted soil, and 20 yards of TPH-impacted soil.
- Transport of the soil to an appropriate facility for disposal.
- Collection of confirmation soil samples across the excavation area to verify the removal of the COPC-impacted soil.
- Backfill of the excavations with clean import soil and/or onsite soil.

3.0 SITE SAFETY REGULATORY REQUIREMENTS

Work performed under this HASP will comply with applicable Federal, State of California, and local safety and occupational health laws and regulations. Applicable regulations include, but are not limited to, Occupational Safety and Health Administration (OSHA) Standards 29 CFR, Part 1910.120, "Hazardous Waste Site Operations and Emergency Response"; 29 CFR 1910.1025, General Industry Standards; 8 CCR 5216, General Industry Standard 29 CFR 1926.62, Lead in the Construction Industry; and 8 CCR 1532.1, Lead in the Construction Industry. Where the requirements of these specifications, applicable laws, criteria, ordinances, regulations and referenced documents vary, the most stringent will apply.

4.0 STAFF ORGANIZATION, QUALIFICATIONS, AND RESPONSIBILITIES

4.1 GENERAL

This section of the HASP outlines the organizational structure and Site personnel responsible for the safety and health of personnel during the proposed work. The replacement of any member of the Health and Safety Staff requires the acceptance of the Project Manager. Replacement requests will include the names, qualifications, duties, and responsibilities of each proposed replacement.

4.2 PROJECT MANAGER

The Project Manager (PM) for ENGEO is Divya Bhargava. Ms. Bhargava is responsible for:

- Oversight of Site activities required to implement this HASP.
- Directing work performed under this contract.
- Verifying that work is completed in accordance with the project workplan.

4.3 HEALTH AND SAFETY MANAGER (HSM)

The Site Health and Safety Manager (HSM) is Jeffrey Adams. Mr. Adams is responsible for:

- Implementing and enforcing of the HASP.
- Providing the initial and periodic site-specific training.
- Monitoring of remediation activities.

- Coordinating activities in the event of an onsite emergency.
- Evaluating air monitoring data and changes to engineering controls, work practices, and personal protection equipment (PPE) that may be warranted.
- Receiving onsite accident reports.

4.4 SITE SAFETY OFFICER (SSO)

The Site Safety Officer is Robert Peck. Mr. Peck is responsible for:

- Conduct onsite training and the day to day onsite implementation and enforcement of the HASP.
- Be assigned to the site on a full-time basis for the duration of field activities.
- Have authority to ensure Site compliance with specified safety and health requirements, Federal and State of California OSHA regulations and all aspects of the HASP including, but not limited to, activity hazard analyses, air monitoring, use of PPE, decontamination of personnel and equipment, site control, standard operating procedures used to minimize hazards, safe use of engineering controls, the emergency response plan, confined space entry procedures, spill containment-program, and preparation of records by performing a daily safety and health inspection and documenting results on the Daily Safety Inspection Log.
- Have the authority to stop work if unacceptable health or safety conditions exist, and take necessary action to re-establish and maintain safe working conditions.
- Consult with proper authorities and coordinate any modifications to the HASP with the Project Manager.
- Serve as a member of ENGEO's quality control staff on matters relating to safety and health.
- Conduct accident investigations and prepare accident reports (Attachment A).
- Review results of daily quality control inspections and document safety and health findings into the Project Manager's Daily Log (Attachment B).
- In coordination with site management recommend corrective actions for identified deficiencies and oversee the corrective actions.

4.5 PERSONS CERTIFIED IN FIRST AID AND CPR

CPR, if needed, will be conducted by trained personnel, or offsite emergency responders (i.e. paramedics, fire fighters). Many personnel with 40-hour Hazardous Waste Operations and Emergency Response training will have completed CPR and first aid courses as part of their training. The consultant/contractor is responsible for identifying and informing workers of designated first aid trained personnel. These persons may perform other duties but will be immediately available to render first aid when needed. The identity of these persons will be posted and made known to all personnel involved in this project.

5.0 HAZARD/RISK ANALYSIS

5.1 IDENTIFIED TASKS

The tasks identified for the conduct of this soil removal project include the following:

- Mobilization/demobilization
- Excavation of soil
- Loading and stockpiling of soil
- Surface soil confirmation sampling
- Backfilling and compaction

5.2 POTENTIAL HAZARDS

5.2.1 General Safety Hazards

Potential safety hazards will include, but are not limited to, general construction hazards, such as:

- Physical contact with heavy equipment
- Physical contact with motor vehicles
- Slips/trips/falls due to unstable surfaces, or uneven terrain
- Exposure to site contaminants including dust
- Equipment noise
- Buried utility lines and energized overhead and underground power lines
- Heat stress and cold stress
- Lifting heavy objects
- Sunburn
- Biological hazards

These hazards are described below.

Noise

Noise exposures will be controlled to levels below the permissible noise exposure levels, which are equivalent to an 8-hour time weighted average (TWA) level of 85 decibels (dBA). Reduction of exposures may be by engineering controls or adequate hearing protection. Engineering controls will include isolation of the noise source by their enclosure and reduction of noise transmission by application of noise absorbing materials.

Most work site noise will originate from heavy equipment. As a result, equipment operators and observers will be required to use hearing protection when exposed at or above 85 decibels. A copy of the OSHA Occupational Noise Standard, 29 CFR 1910.95 will be available and copies will be made available to employees upon request.

Heat Stress

A worker's risk for developing heat stress is greatly increased when wearing impermeable clothing or respirators. This type of clothing interferes with the body's normal cooling mechanisms by preventing the evaporation of perspiration. For workers who wear permeable clothing, work/rest schedules recommended in the current ACGIH Threshold Limit Values (TLV) for Heat Stress will

be followed. For workers who wear semi-permeable or impermeable clothing, technical guidelines in "Occupational Safety and Health Guidance Manual for Hazardous Waste Site Activities" will be followed. Monitoring of personnel wearing impermeable clothing will commence when the ambient temperature is above 70 degrees Fahrenheit. Monitoring frequency will increase as the ambient temperature increases or as slow recovery rates are observed. A shady rest area and an adequate supply of cool drinking water will be provided for the workers.

Cold Stress

Cold stress may be an exposure hazard during the project based on the current work schedule and anticipated weather conditions. Exposure to cold weather can lead to frost bite and/or hypothermia. The signs and symptoms of excessive exposure to cold are listed in Table 5.2.1.3-1.

TABLE 5.2.1.3-1: Different Levels of Cold Exposure and Associated Symptoms

CONDITION	SIGNS AND SYMPTOMS
Hypothermia - A condition when a person's body loses heat faster than it can be produced.	Vague, slow, slurred speech, impaired judgment, forgetfulness, memory lapses, drowsiness, inability to use the hands.
Frostbite - A condition where a part of the body is frozen	Loss of the sensation of touch, pressure and pain in the affected part of the body. This may occur without awareness of any numbness. Just before freezing, the skin becomes bright red and at freezing, small patches of white appear on the skin.

When weather conditions are cold, wet and windy, the following precautions will be instituted:

- Field personnel should wear layered clothing. Mittens, heavy socks, hats, jackets/vests, long underwear, glove liners or other suitable clothing should be worn when air temperatures fall below 40°F. Chemical protective clothing will be worn over the warm garments when protective clothing is required by the field operations.
- At temperatures below 30°F, temperature insulating suits and gloves should be considered.
- Protective outerwear should be used to prevent wetting of work shoes and feet, when appropriate.
- Additional clothing worn in layers allows gradual removal as work activities generate metabolic heat.
- At temperatures below 35°F, raingear should be worn if an employee could become wet on the job.
- At temperatures below 35°F, employees shall be provided with warm (65°F or above) break areas. If appropriate, space heaters will be provided to warm hand and feet.
- Hot liquids such as soups and warm drinks should be consumed during break periods. Caffeine beverages should be limited due to attendant diuretic and circulatory effects.
- A buddy system shall be practiced at all times. An employee that is observed shivering or showing signs of frostbite shall leave the cold area immediately.

- Work should be arranged to avoid sitting or standing for long periods.
- All employees who work in cold areas should be trained in the following subjects:
 - Proper first aid treatment for cold stress
 - Proper clothing practices
 - Proper eating and drinking habits
 - Recognition of impending adverse health effects due to cold
 - Safe work practices

Sunburn

Sunburn is caused by overexposure to ultraviolet light (sunshine). The symptoms of exposure are not usually apparent until two to four hours after the exposure ceases. Depending upon the severity of the exposure, the symptoms can range from reddening of the skin, accompanied by mild discomfort, to painful deep burns and blisters. Although light-haired, fair-skinned, blue-eyed personnel are at the greatest risk of sunburn, all complexion types can develop sunburn.

The physical hazard of sunburn can be controlled by: (1) providing a shady rest area; (2) wearing appropriate clothing (long pants and tee shirts, i.e. no tank tops); (3) wearing sunscreen with an appropriate protection factor, as appropriate; and (4) working in shifts.

Heavy Equipment Operation

The contractor is responsible for all personnel associated with heavy equipment operation. Equipment operators should maintain a constant awareness of their surroundings and associated hazards. Constant visual or verbal contact between the equipment operators and laborers will facilitate such awareness. When operating heavy equipment near an embankment, a spotter shall be present at all times to observe the soil behavior on which the unit is situated. All heavy equipment shall be equipped with a roll over protection structure (ROPS) and seat belts. Operators shall use seat belts at all times when in the cab of operating equipment. All personnel will wear high visibility safety vests and hearing protection if appropriate.

Slip/Trip/Fall Hazards

Prevention of slips/trips and fall hazards can be reduced to a minimum if employees use caution when working on slick, uneven or unsteady surfaces. The risk of injury will be minimized by implementing proper site control measures such as daily safety meetings, proper footwear and by keeping the work area free of obstructions.

Lifting Hazards

Field operations often require that heavy physical labor tasks be performed. All employees will be instructed by the SSO and contractor in proper lifting techniques through safety meetings and demonstration. Additionally, employees will be instructed to not attempt to lift objects heavier than 60 pounds without mechanical assistance or the assistance of a fellow worker.

Tool and Equipment Hazards

Improper tool handling and inadequate tool maintenance will increase risk of injury during their use. Management of these hazards requires rigorous maintenance of tools and equipment. The

contractor is responsible for effective training of employees in the proper use of the tools. Hand tools that are damaged shall be tagged and removed from the work area. Equipment in need of maintenance or repair shall be tagged and removed from operation until repairs or replacement is accomplished. Only tools with immediate use will be present onsite. Unused tools shall be assembled at a collection point and removed from underfoot and immediate use.

Fire Hazard Control

Caution will be used to prevent sparks or open flames within the vicinity of vegetation. When welding or cutting, be sure hot sparks or slag does not come in contact with flammables. An approved A or B fire extinguisher, sufficient in size, will be immediately available (usually 25 feet) when welding or cutting. All heavy equipment (drill rigs, loaders, backhoes, dozers, etc.) shall have a minimum of one 5-pound AB fire extinguisher mounted on it. A minimum of one AB fire extinguisher shall be at each remediation site. Only approved containers will be used for storing flammable liquids. Oily rags and waste will be placed in appropriate containers. Fire protection equipment will be used for firefighting only. The proper use and location of fire extinguishers will be known by all employees. Gasoline or other flammable liquids will not be used for cleaning. All fire hazards will be reported to the site superintendent immediately. Fire and emergency access lanes will be kept clear at all times in order to facilitate equipment entry and exit.

5.3 BIOLOGICAL HAZARDS

Biological Hazards have not been identified but the following discussions may be relevant to activities. Potential biological hazards may consist of bees, wasps, snakes, spiders, ticks, fleas, poisonous plants such as poison oak and poison ivy, Hantavirus, and bird excrement.

5.3.1 Ants, Bees, Wasps, Hornets and Yellow Jackets

Nests and hives for ants, bees, wasps, hornets and yellow jackets often occur in ground, trees, brush and overhangs on buildings. The area will be checked for obvious nests and hives before it is cleared. If a nest or hive is detected, the PM or site SHO will be contacted before the nest is disturbed. If necessary a Pest management consultant will be brought onsite to recommend procedures for by passing or moving the nest. Workers with identified insect allergies will not be allowed to work in the area of a nest or hive. If simple first aid measures do not alleviate the symptoms of a sting, the victim will be taken to the nearest medical center for consultation with a physician. An attempt will be made to kill the offending insect and take it to the emergency room with the victim if this can be done quickly and without endangering personnel.

5.3.2 Spiders, Snakes and Fleas

These insects exist in cool dark moist areas. The potential for encounters exist when reaching into dark covered places. Suggestions for control include using a long stick to break apart webs or loosen soil from certain areas. A flashlight should also be used before reaching into a dark area. Field personnel shall be aware of their surrounding and avoid contact with all insects.

5.3.3 Rattlesnakes and Scorpions

These creatures are indigenous to many parts of the United States, although are not expected to be encountered at the Site. The SSO will inform field team members at the daily tailgate safety meetings to be on the lookout for rattlesnakes and scorpions. It should be noted that the

American Red Cross does not advocate the use of snakebite kits for snakebite injuries. Rather, experience has shown that the victim has a better chance of recovery without permanent damage when the site of the wound is immobilized and the victim rushed to the closest emergency medical facility (preferably within 30 minutes).

5.3.4 Poisonous Plants

Plants such as poison ivy and poison oak grow wild in shady, moist area and at the base of surrounding seedling or adult trees. Many individuals are prone to break out in dermal (skin) rashes upon contact with the plant oil. A visual site inspection and identification of the plants should be completed prior to each work shift so that all individuals are aware of the potential exposure.

5.3.5 Hantavirus

Hazards associated with Hantavirus are not expected.

5.3.6 Bird Excrement and Amplified Fungal Growth

Hazards associated with bird excrement and/or amplified fungal growth are not expected.

5.4 CHEMICAL HAZARDS

During soil removal activities, site workers, visitors, and the surrounding community may be exposed to contaminated soils and resulting dusts. The concentrations expected in nuisance dusts are expected to be below regulatory action levels; however, dust suppression measures will be used to minimize migration of nuisance dust.

TABLE 5.4-1: Chemicals of Potential Concern

COMPOUND	PEL	IDLH	ROUTE OF EXPOSURE	ACUTE SYMPTOMS
Arsenic CAS No. 7440-38-2	TWA 0.010 mg/m ³	5 mg/m ³	Inhalation, skin absorption, skin and/or eye contact, ingestion	Ulceration of nasal septum, dermatitis, gastrointestinal disturbances, peripheral neuropathy, respiratory irritation, hyperpigmentation of skin [potential occupational carcinogen]
Lead CAS No. 7439-92-1	TWA 0.05 mg/m ³	100 mg/m ³	Inhalation, skin and/or eye contact, ingestion	Lara Asthma Symptom Scale, insomnia, facial pallor; anor, low-weight, malnut; constipation, abdominal pain, colic; anemia; gingival lead line; tremor; para wrist, ankles; encephalopathy; kidney disease; eye irritation; hypotension
Chlordane CAS No.	0.5 mg/m ³	100 mg/m ³	Inhalation, skin absorption, skin	Blurred vision; confusion; ataxia, delirium; cough;

COMPOUND	PEL	IDLH	ROUTE OF EXPOSURE	ACUTE SYMPTOMS
57-74-9			and/or eye contact, ingestion	abdominal pain, nausea, vomiting, diarrhea; irritability, tremor, convulsions; anuria
Dieldrin CAS No. 60-57-1	0.25 mg/m ³	50 mg/m ³	Inhalation, skin absorption, skin and/or eye contact, ingestion	Headache, dizziness; nausea, vomiting, malaise, sweating; myoclonic limb jerks; clonic, tonic convulsions; coma
Diesel (Not Listed)	N/A	N/A	N/A	N/A
Gasoline CAS No. 8006-61-9	N/A	N/A	Inhalation, skin absorption, skin and/or eye contact, ingestion	Irritated eyes, skin, mucus membranes, fatigue, dizziness, blurred vision, slurred speech, confusion

PEL = Permissible Exposure Limit
IDLH – Immediately Dangerous to Life and Health
TWA – Time weighted average
N/A = Not available
Reference: NIOSH, *Pocket Guide to Chemical Hazards*, 2007

6.0 SAFETY AND HEALTH TRAINING

6.1 CERTIFICATION OF TRAINING

Certification of 40- or 24-hour OSHA initial training by the consultant/contractor(s) must be provided to ENGEO before work on the site. Certification records must indicate the type and time period of training. Certification of supervised field experience must also be provided for previous work. If not available, supervised field experience may be obtained at the Site. In addition, workers must demonstrate the completion of annual 8-hour refresher training, as necessary. Requirements for initial training in hazardous substances and supervised field experience contained in 29 CFR 1910.120 and 8 CCR 5192 vary with the degree of anticipated exposure to hazardous substances. The initial training requirements for workers involved in the investigation and remediation activities that may involve exposure to contaminated soils are summarized in the following table:

TABLE 6.1-1: OSHA Initial Training and Field Experience Requirements

ACTIVITY	FUNCTION	INITIAL TRAINING (HOURS)	SUPERVISED FIELD EXPERIENCE (DAYS)
Excavation and Drilling	Equipment operator and laborer	24	3
Site Safety Officer	Consultant—onsite during operations	24	3
Health and Safety Manager Project Manager	Consultant— onsite part time	40	3

6.2 TAILGATE SAFETY MEETINGS

At a minimum, daily tailgate health and safety meetings will be held and documented at the site for all field personnel. The SSO will be responsible for scheduling and conducting this safety meeting. All personnel will be required to attend. Hands-on refresher training on PPE, decontamination procedures, work practices, changes in work-tasks, schedule changes, results of air monitoring, and review of safety discrepancies noted will be discussed. Should an operation change affect the onsite fieldwork, a meeting prior to implementation of the change will be convened to explain the changes to all concerned.

7.0 PERSONAL PROTECTIVE EQUIPMENT

7.1 DUST HAZARDS

COPC concentrations based on calculations presented in Appendix B demonstrate that airborne COPC are well below applicable OSHA and NIOSH criteria at the 50 $\mu\text{g}/\text{m}^3$ differential PM10 level established in the Dust Control Plan (Appendix B); therefore, no worker exposure issues exist and no respiratory protection is required.

Dust control procedures are required to address potential sensitive receptor exposures. These measures are detailed in Appendix B.

7.2 LEVELS OF PPE

All personnel working on the project site will wear the appropriate level of protection as described herein. It is anticipated that EPA level D modified will be required as the initial level of protection. The SSO, in consultation with the HSM may upgrade or downgrade levels of protection. In general, all onsite work will be conducted in Modified Level D PPE. Level A, B or C work is not anticipated for the project. A description of the PPE ensembles is presented below.

7.2.1 Level D

- Hearing Protection - custom fitted or disposable ear plugs/ear muffs (85dBA or above)
- Hard hat (meets ANSI requirements)
- Safety glasses with side shields (meets ANSI requirements)
- Safety shoes or boots
- Coveralls or long pants and orange shirts or high visibility safety vests
- Leather work gloves

7.2.2 Level D Modified

- Hearing protection as described above
- Work clothing, as dictated by the weather
- Safety shoes or boots
- Hard hat
- Tyvek (or equivalent) coveralls
- Nitrile gloves (when handling or contact may occur with contaminated soils or materials)
- Safety glasses with side shields
- High Visibility Safety vest

7.2.3 Level C

This level of protection is not anticipated for the Scope of Work assigned to this project.

7.2.4 Level B

This level of protection is not anticipated for the Scope of Work assigned to this project.

7.2.5 Level A

This level of protection is not anticipated for the Scope of Work assigned to this project.

7.3 INSPECTION OF PPE

Specific procedures recommended by equipment manufacturers should be followed for inspection of PPE. A general inspection checklist for PPE before use includes:

- Determining that the clothing material is correct for the specified task at hand.
- Visually inspect for imperfect seams, non-uniform coatings, tears, closure malfunctions, hold up to light and check for pinholes.
- Hard Hats - Head harness is intact and installed properly. Check for cracks.
- Safety Glasses/Goggles - Lenses are clear and free of scratches. Side shields are present.
- Safety Shoes/Boots - Free of holes, damage, soles have ample tread, and laces are adequate.
- Air Purifying Respirators, if appropriate - Parts to respirators are intact and in place. Inspect for malfunctions, tears or disfigurement of the mask, proper cartridges, valves are not torn or warped, head and neck straps have ample elasticity.

8.0 SAFETY PROCEDURES, ENGINEERING CONTROLS, AND WORK PRACTICES

8.1 GENERAL SITE RULES/PROHIBITIONS

During soil removal work, all employees, subcontractors or persons entering the work site shall sign in with the SSO and shall sign out upon departing. Employees, subcontractors or persons who will be engaged in hazardous materials or waste operations or have the potential to be exposed to hazardous materials will be informed of the nature, and level of exposure. Each person engaged in such operations will be required to indicate they have been informed of the associated hazards and requirements by signing the Project Manager's notification form.

8.1.1 Buddy System

Contractor personnel will not conduct work activities alone at any of the sites. The "Buddy System", as specified in 29 CFR 1910.120 and 8 CCR Section 1532.1 will be implemented. The buddy teams working at the site will maintain visual and audible contact so that they may provide emergency assistance to each other. Both members of the buddy team need not be in the same site zone, but each member must be wearing adequate PPE to assist the other member.

8.1.2 Engineering Controls and Work Practices

Engineering controls are not anticipated for the proposed activity. Work practices to minimize exposure to nuisance dust will include the wetting down of dusty operations and relocating employees upwind of dusty areas, if necessary.

8.1.3 Employee Rotation

A schedule of employee rotation will not be implemented as a means of compliance with permissible exposure.

8.1.4 Work Practices and Procedures

The following health precautions will be implemented:

- Avoid skin contact and ingestion of stockpiled soil.
- Avoid excessively dusty areas
- Keep work areas clean and well ventilated
- Clean up spills promptly

8.2 MATERIALS HANDLING

8.2.1 Spill and Discharge Control

Should a spill or discharge of petroleum products or contaminated soil occur, the following measures will be taken:

- Take immediate measures to control and contain the spill to the smallest area possible.
- Keep unnecessary people away, isolate the hazardous area, deny entry to unauthorized people, do not allow unauthorized people to touch spilled material.
- Stay upwind.
- Keep out of low areas.
- Keep combustibles away from the spilled material.
- Use a water spray to reduce vapor or dust generation being cautious not to cause the migration of water outside the set boundaries.
- If necessary, take samples for analysis to determine adequate cleanup was performed.
- Remove or retrieve any discharged liquids or slugs. Absorb discharged materials with absorbents such as commercial pillows, kitty litter, sand, clean fill, or other noncombustible absorbent material. Place the absorbent/spill mixture into leak proof containers and dispose per EPA and DOT requirements.

8.2.2 Notification of Spills and Discharges

If the spill or discharge is reportable, and/or human health or the environment is threatened, notify the National Response Center, Alameda County Department of Environmental Health, Alameda Police and Fire Department non-emergency line, and the Project Manager. Spills or leaks,

regardless of their quantity will be reported to the Project Manager immediately following discovery. A follow-up written report will be submitted to the Project Manager within seven (7) days after the initial report. The written report will be in narrative form and as a minimum include the following:

- A description of the material spilled including identity and quantity. Photographs showing the location and extent of the spill.
- A statement as to whether the amount spilled is EPA/State reportable and when and to whom it was reported.
- Exact time and location of the spill, including a description of the area involved.
- Containment procedures initiated and a full description of the cleanup measures taken, or to be taken, including disposal location of the spill residue.

8.2.3 Material Storage, and Disposal

Employees will be trained in and will use proper lifting techniques. Material handling devices will be available for the material handling needs of an activity. Whenever heavy or bulky material is to be moved, the material handling needs will be evaluated in terms of weight, size, and distance and path of move. The following hierarchy will be followed in selecting a means for material handling:

- Elimination of material handling need by engineering controls
- Movement by mechanical device (e.g. lift truck, backhoe, loader, etc.)
- Movement by manual means with handling aid (e.g. dolly or cart)
- Movement by manual means with protective equipment (e.g. lifting belt or lifting monitor)

Materials will not be moved over or suspended above personnel unless positive precautions have been taken to protect the personnel from falling objects. Where the movement of materials may be hazardous to personnel, taglines or other devices will be used to control the loads being handled by hoisting equipment. These devices will be nonconductive when used near energized lines.

Non-compatible materials will be segregated in storage.

Work areas and means of access will be maintained safe and orderly. Sufficient personnel and equipment will be provided to insure compliance with all housekeeping requirements. Work areas will be inspected daily for adequate housekeeping and findings recorded on daily inspection reports. Work will not be allowed in those areas that do not comply with the requirements of this section.

Waste material and rubbish, if generated, will be placed in suitable containers. Waste material and rubbish will not be stored in areas that are away from the general work areas. Separate covered, non-flammable/non-reactive containers will be provided for the collection of garbage, oily, flammable, and dangerous wastes. The containers will be labeled with a description of their contents. The contents will be properly disposed of on a scheduled basis.

Hazardous material waste (i.e. vehicle and equipment oils and lubricants, containers and drums for solvents, adhesives, etc.) will be collected, stored, and disposed of in accordance with Federal, state, and local agencies.

8.3 TEMPORARY FACILITIES

Temporary facilities, including toilettes and hand wash facilities, will be located onsite. The facilities will be located in a central location, preferably upwind of soil removal activities.

8.4 FIRE PROTECTION AND PREVENTION PLAN

The following are the elements of the Fire Protection and Prevention Plan:

- Portable fire extinguishers will be provided at each work site. Extinguishers shall be inspected weekly and tagged with inspection dates.
- Fire extinguishers will be suitably placed at each work site, distinctly marked, readily accessible, and maintained in a fully charged and operable condition.
- A fire extinguisher, rated not less than 20-AB will be provided within 50 feet of wherever more than 5 gallons of flammable or combustible liquids or 5 pounds of flammable gas are being used on the work site. This requirement does not apply to the integral fuel tanks of motor vehicles.
- At least one portable fire extinguisher having a rating of not less than 20-AB will be located not less than 25 feet, or more than 75 feet, from any bulk flammable liquid storage area. This requirement does not apply to the integral fuel tanks of motor vehicles.
- At least one portable fire extinguisher not less than 20-ABC will be provided on all tank trucks or other vehicles used for transporting and/or dispensing flammable or combustible liquids.
- Each service or fueling area will be provided with at least one fire extinguisher having a rating of not less than 20-AB located so that an extinguisher will be within 50 feet of each pump, dispenser, underground fill pipe opening, and lubrication or service area.
- At least one portable fire extinguisher not less than 5-ABC shall be mounted and accessible in each commercial vehicle and piece of heavy equipment.
- Fire extinguishers listed or approved by the California Fire Marshal and/or a nationally recognized testing laboratory will be used.

8.5 HAZARD COMMUNICATION

All personnel must follow established work practices to safely handle hazardous materials and chemicals. A hazardous chemical is broadly defined as a chemical that is a health hazard, a physical hazard or both. A hazard communication program has been developed to limit the risks of personnel exposures, damage to equipment, and the unplanned release of hazardous materials and chemicals to the environment due to normal operations. The written program includes protocols for:

- Assessment of the hazards associated with chemicals onsite.
- Inventory and labeling of chemicals and their containers.
- Communication of hazards to the employee through Material Safety Data Sheets (MSDSs) for chemical products and tailgate meetings to discuss hazards of impacted environmental media, such as impacted soil or water.
- Training on the safe handling of chemicals.

- Acquisition, transportation and handling of chemicals.
- Emergency response to releases of chemicals.

The requirements of this program will apply to consultant/contractor in the event that they need to store hazardous materials and/or chemicals such as equipment, fuel, caustic compounds for sample preservation, or solvents for equipment decontamination on the site. The consultant/contractor will be responsible for coordinating the inventory of hazardous materials and chemicals used or stored at the site. The inventory will be utilized for reporting and emergency response purposes. Data contained in the inventory will include the name, quantity, and location of the chemical. Material Safety Data Sheets shall be readily available onsite for reference.

8.6 SANITATION

8.6.1 Potable Water

An adequate supply of drinking water will be supplied from sources approved by Federal, State, or local health authorities. Drinking water will be dispensed by means, which prevent contamination between the consumer and source. Approved potable water systems will only be used for the distribution of drinking water.

8.6.2 Non-Potable Water

Outlets for non-potable water, such as water for firefighting purposes, will be identified to indicate clearly that the water is unsafe and is not to be used for drinking, washing, or cooking purposes. Non-potable water will be conspicuously posted: "CAUTION -- WATER UNFIT FOR DRINKING." There will be no cross-connection, open or potential, between a system furnishing potable water and a system furnishing non-potable water.

8.6.3 Toilets

One toilet per 20 work site personnel will be provided at the job site and within 5 minutes walking distance in accordance with OSHA requirements. Each toilet will be equipped with a metal, plastic, or porcelain urinal trough and hand washing facilities. Toilets will be so constructed that the occupants will be protected against weather and falling objects. All cracks will be sealed and the door will be tight-fitting, self-closing and latchable. Seat boxes will be vented to the outside (minimum vent size four inches inside diameter) with vent intake located one inch below the seat. Toilets will be constructed so that the interior is lighted. Adequate ventilation will be provided and all windows and vents screened. Provisions for routinely servicing and cleaning all toilets and disposing of the sewage will be established through a contracted source.

8.6.4 Washing Facilities

Washing facilities will be provided onsite to maintain healthful and sanitary conditions. The washing facility will be maintained in a sanitary condition and provided with water, soap, individual means of drying, and covered receptacles for waste. An eye wash station will be provided at the work site.

8.7 PROTECTION OF ADJACENT WORK OR AREAS TO REMAIN

The work will be performed without damage or contamination of adjacent work or surrounding areas. Where such work or surrounding area is damaged or contaminated, it will be restored to its original condition and decontaminated at no additional expense to the client as deemed appropriate by the Project Manager. When satisfactory visual inspection and/or sampling analysis results are obtained and have been evaluated, work may proceed.

8.8 MACHINERY AND MECHANIZED EQUIPMENT

Before any machinery or mechanized equipment is placed in use, the contractor is responsible for the inspection and testing by a competent person and certified to be in safe operating condition. Inspections and tests will be in accordance with manufacturer's recommendations and will be documented in the daily logs. Records of tests and inspections will be maintained at the site, and will be made available upon request of the designated authority.

Daily/shift inspections and tests:

- All machinery and equipment will be inspected daily (when in use) to ensure safe operating conditions. The Site Superintendent will designate competent persons to conduct the inspections. These inspections will be documented and incorporated into the field logs.
- Tests will be made at the beginning of each shift during which the equipment is to be used to determine that the brakes and operating systems are in proper working condition and that all required safety devices are in place and functional.

Whenever any machinery or equipment is found to be unsafe, or whenever a deficiency, which affects the safe operation of equipment, is observed, the equipment will be tagged and immediately taken out of service until the unsafe condition(s) have been corrected. The tag will indicate the equipment will not be operated. The tag will not be removed and will be placed in a conspicuous location on the equipment. The tag will remain in its attached location until it is demonstrated to the individual dead lining the equipment that it is safe to operate. When corrections are complete, the machinery or equipment will be re-tested and re-inspected prior to being returned to service.

Machinery and mechanized equipment will be operated only by designated qualified personnel. Machinery or equipment will not be operated in a manner that will endanger persons or property nor will the safe operating speeds or loads be exceeded. Getting off or on any equipment where it is in motion is prohibited. Machinery and equipment will be operated in accordance with the manufacturer's instructions and recommendations. Inspections or determinations of road conditions and structures will be made in advance to assure that clearances and load capacities are safe for the passage or placing of any machinery or equipment.

Mobile equipment, operating within an off-highway job site not open to public traffic, will have a service brake system and a parking brake system capable of stopping and holding the equipment while fully loaded on the grade of operation. In addition, it is recommended that heavy-duty hauling equipment have an emergency brake system, which will automatically stop the equipment upon failure of the service brake system. This emergency brake system should be manually operable from the driver's position.

Preventive maintenance procedures recommended by the manufacturer will be followed. All machinery or equipment will be shut down and positive means taken to prevent its operation while repairs or maintenance is being done. Equipment designed to be serviced while running are exempt from this requirement. All repairs on machinery or equipment will be made at a location, which will protect repair personnel from traffic. Heavy machinery, equipment, or parts thereof which are suspended or held apart by slings, hoist, or jacks also will be substantially blocked or cribbed before personnel are permitted to work underneath or between them. Only, authorized factory trained personnel shall do repairs to heavy equipment. Routine daily lubrication, fueling, etc. shall be conducted by the operator.

All vehicles which will be parked or moving slower than normal traffic on haul roads will have a yellow flashing light or four-way flashers visible from all directions.

All industrial trucks will meet the requirements of design, construction, stability, inspection, testing, maintenance, and operation, defined in ANSI/ASME B56.1, Safety Standards for Low Lift and High Lift Trucks.

Self-propelled construction equipment, whether moving alone or in combination, will be equipped with a reverse signal alarm. Equipment designed and operated so that the operator is always facing the direction of motion does not require a reverse signal alarm. Reverse signal alarms will be audible and sufficiently distinct to be heard under prevailing conditions. Alarms will operate automatically upon commencement of backward motion. Alarms may be continuous or intermittent (not to exceed 3-second intervals) and will operate during the entire backward movement. Reverse signal alarms will be in addition to requirements for signal persons. A warning device or signal-person will be provided where there is danger to persons from moving equipment, swinging loads, buckets, booms, etc.

All belts, gears, shafts, pulleys, sprockets, spindles, drums, flywheels, chains, or other reciprocating, rotating or moving parts of equipment will be guarded when exposed to contact by persons or when they otherwise create a hazard. All hot surfaces of equipment, including exhaust pipes or other lines, will be guarded or insulated to prevent injury and fire. All equipment having a charging skip will be provided with guards on both sides and open end of the skip area to prevent persons from walking under the skip while it is elevated. Platforms, foot walks, steps, handholds, guardrails, and toe boards will be designed, constructed, and installed on machinery and equipment to provide safe footing and access. Equipment will be provided with suitable working surfaces of platforms, guard rails, and hand grabs when attendants or other employees are required to ride for operating purposes outside the operator's cab or compartment. Platforms and steps will be of nonskid material. Substantial overhead protection will be provided for the operators of forklifts and similar material handling equipment.

Fuel tanks, if any, will be located in a manner, which will not allow spills or overflows to run onto engine, exhaust, or electrical equipment. Exhaust or discharges from equipment will be so directed that they do not endanger persons or obstruct view of operator.

All points requiring lubrication during operation will have fittings so located or guarded to be accessible without hazardous exposure.

8.9 CONFINED SPACE OPERATIONS

All work will be performed at or above current grades at the Site. No work within trenches or other confined spaces will occur during the course of the proposed project.

8.10 SITE ILLUMINATION

All work will be performed during daylight hours. No work will be performed within structures. No special illumination devices will be necessary to perform the proposed scope of work. Vehicular headlights will be required in the event that vehicular transport operations are required outside of daylight hours or during times of limited visibility (i.e. fog, rain). Additionally, site workers will be required to use vehicular headlights in accordance with State of California motor vehicle laws during onsite or offsite transport.

9.0 SITE CONTROL MEASURES

All employees and personnel entering the site during soil removal work will be required to report to the Site Safety Officer and sign in and out on the site control log. In addition, all workers will be required to complete the worker/visitor acknowledgment form informing them of the potential hazards onsite. Copies of both the site control log and the worker/visitor acknowledgment form are presented in Attachment D. The purpose of the site control measures is to prevent the spread of contamination, control the flow of personnel, vehicles, and materials into and out of work areas. Procedures for preventing the spread of contamination include maintaining a site control log, developing a communications program, and implementing site security measures are presented below.

9.1 SITE CONTROL LOG

ENGEO will maintain documentation of sign-in/out forms, employee training records, PPE use and applicable medical surveillance records. In addition, any unsafe conditions present or work practices that have been identified and action taken to correct the identified unsafe conditions and work practices will be identified by the SSO and documented on the site control log. Record keeping will be performed in accordance with the following.

ENGEO will maintain logs and reports covering the implementation of the HASP. If necessary the format will include training logs and bi-weekly reports. The training log will include the following information for both initial training and refresher training sessions:

- Date and place.
- Area (specific zone) checked.
- Employees in a particular area.
- Equipment being utilized by employees named.
- Protective clothing being worn by employees named.
- Protective devices being used by employees named and area assignment.

Should this project be extended, the bi-weekly reports will include the following information:

- Summary sheet covering the range of work being done.

- Any incidents of nonuse of protective devices in an area where required, nonuse of protective clothing, disregard of buddy system, violation of eating, smoking, and chewing in prohibited areas, instances of job-related injuries and illness, and monitoring results.
- Copies of medical certificates for employees and the waivers of visitors.

9.2 DECONTAMINATION

9.2.1 Personnel

Decontamination will consist of the removal or disposal of protective coverings (i.e. gloves, coveralls) and washing of skin surfaces that may have been exposed or soiled during operations. Additionally, all onsite personnel will be required to wash hands or any other potentially exposed or soiled skin surface prior to breaks, leaving the Site, and at the end of daily operations.

9.2.2 Equipment

Equipment, including but not limited to, excavators, backhoes and loaders will have visible soil deposits removed prior to equipment being transported offsite.

10.0 EMERGENCY EQUIPMENT

The following items, at a minimum, will be maintained onsite and available for immediate use:

- First aid equipment and supplies.
- Emergency eyewashes which comply with ANSI Z358.1 will be located near the work areas.
- Fire extinguishers with a minimum rating of 5-A, B, or C will be carried in all vehicles and heavy equipment. Fire extinguishers will also be available at any site where flammables or combustible materials present a fire risk.
- Spill response kit.

11.0 EMERGENCY RESPONSE AND CONTINGENCY PROCEDURES

11.1 PRE-EMERGENCY PLANNING

Emergency response agencies will be contacted, and notified of upcoming site activities and potential emergency situations. The capabilities and commitment of the local agencies will be ascertained and obtained. ENGEO will verify that this Emergency Response Plan is compatible and integrated with disaster, fire, and emergency response plans of the local, state, and federal agencies.

11.2 LINES OF AUTHORITY

The HSM and SSO are responsible for overall Site safety. In the case of a Site safety concern, emergency or accident, the SSO should be contacted immediately. Upon notification, the SSO will make appropriate decision regarding the incident.

11.3 EMERGENCY RECOGNITION AND PREVENTION

The recognition and prevention of hazards and potential emergencies are discussed in detail elsewhere in this plan. In general, emergency situations occur when personnel are seriously injured and require first aid or hazardous or potentially hazardous materials are spilled or released to the environment.

11.4 PROCEDURES FOR SITE EVACUATION

11.4.1 Emergency Equipment

The following items, as a minimum will be immediately available for onsite use:

- First aid equipment and supplies
- Spill control materials and equipment
- Fire extinguishers
- Telephone

11.4.2 Adverse Weather Conditions

In the event of adverse weather conditions, the SSO will assess if work can continue without sacrificing the health and safety of any field workers. Items to be considered prior to assessing if work should continue include:

- Potential for heat stress and heat-related injuries
- Limited visibility
- Potential for electrical storms
- Potential for high winds resulting in contaminant transport

11.4.3 Earthquakes

This guidance assumes that personnel will be outdoors. In the event of a major earthquake:

- Field personnel should immediately evacuate any trenches, excavations or elevated positions in machinery, heavy equipment or structures.
- Field personnel should move away from structures or overhead electrical transmission poles and wires or any other objects or structures that might topple over or collapse.
- Personnel should move to an area where there is the least chance of something falling from above.
- Personnel should assume a position of low center of gravity to avoid being thrown or falling to the ground. A position on “all fours” can minimize shaking.
- Personnel should remain alert for rolling or traveling objects to avoid injury.
- The buddy system shall be maintained in the event of earthquake.

11.4.4 Evacuation Routes and Places of Refuge

Prior to access into the work areas and during soil removal work, workers will be instructed as to designated evacuation routes and procedures. A route map detailing directions to the emergency medical facility will be posted conspicuously at the job site. Additionally, each support vehicle should be equipped with copies of this map and each driver should be familiar with the route and travel time to that facility. A copy of the hospital route map is included as Attachment F.

Workers will be instructed during the preliminary and subsequent tailgate meetings to proceed away from the hazard in a direction of 90° to the prevailing wind for at least 50 feet prior to heading up wind of the hazard should an emergency evacuation occur. A place of refuge will be identified. The purpose of the place of refuge is to provide an offsite meeting place in the event that site evacuation is required. The actual place of refuge will be determined during the weekly onsite safety meetings.

11.4.5 Site Security and Control

Areas onsite where hazardous substances are known to exist will be secured through demarcation tape and warning signs. Access to the work area will be restricted, and all personnel (regardless of status) requesting entry the work area will be required to report to the Site safety officer and sign in on the Site control log. All visitors will be briefed onsite-specific safety and health issues. The gated Site will be kept closed and locked during hours of non-operation.

11.5 NEAREST HOSPITAL

The nearest urgent care facility is located in Castro Valley, approximately 1 mile from the project site. Attachment F provides a map and directions to the nearest hospital.

The address and telephone number are as follows:

Eden Medical Center
20103 Lake Chabot Road
Castro Valley, CA 94546
(510) 537-1234

11.6 EMERGENCY ALERTING AND RESPONSE PROCEDURES

11.6.1 Emergency Alerting Procedures

If physical injury or illness due to accidental exposure to hazardous materials or waste occurs, uninjured/unaffected personnel should do the following:

- Evacuate all non-essential personnel.
- Remove injured/exposed person(s) from the work zone.
- Remove protective gear from injured/exposed person(s).
- Decontaminate exposed person(s).
- Render first aid if necessary.
- **Call 911.**

- *If medical assistance is urgent, decontamination of the victim may not be practical or required.*
- Evacuate other onsite personnel to a safe place until the SSO determines that it is safe to resume work
- The senior person present will notify the SSO and superintendent and advise them of the incident and the steps taken to prevent recurrence.
- Submit a written report on the incident to the contracting officer or representative within 24 hours. The report will be made part of the final closure file.
- Accident reporting records and investigative reports will be maintained at the site office and ENGEO's corporate office as part of the Department of Labor record keeping requirements.

Following any emergency response, an evaluation of procedures will be performed. The evaluation should include cause and proposed remedy for subsequent incident prevention. Should an emergency situation develop the site superintendent will notify work site personnel by hand held radio. Work activities shall be stopped if necessary.

11.6.2 Emergency Telephone Numbers

The universal emergency response number is 911. When 911 is dialed, a public safety answering service will ascertain the type of assistance needed and quickly summon the appropriate emergency service (Fire Department, Police Department, emergency medical or paramedics, ambulance, etc.) to the site. A complete listing of emergency telephone numbers for project personnel is provided In Table 11.6.2-1 below.

TABLE 11.6.2-1: Emergency Contact Telephone Numbers

NAME	TELEPHONE NUMBER	ALTERNATE NUMBER
National Emergency Response Center	1-800-424-8802	
Alameda County Department of Environmental Health	510-567-6700	
National Poison Control	1-800-876-4766	
Alameda County Sheriff's Department	510-667-7721	911
Alameda County Fire Station No. 25	510-670-5853	911
Project Manager, Divya Bhargava	925-395-2559	650-804-2402
Health and Safety Manager, Jeffrey Adams	925-395-2506	925-570-4795
Site Safety Officer , Robert Peck	925-395-2583	925-570-8110

11.7 COMMUNITY ALERT PROGRAM

The universal emergency response number is 911. When 911 is dialed, a public safety answering service will ascertain the type of assistance needed and quickly summon the appropriate local and/or municipal emergency service (Fire Department, Policy Department, emergency medical or paramedics, ambulance, etc.) to the site.

11.8 PROCEDURES FOR INCIDENT REPORTING

In the event that an incident such as an explosion or fire, or a spill or release of toxic material occurs during the course of the project, the appropriate government agencies will immediately notified. ENGEO will notify Cal/OSHA, EPA, and the contractor/subcontractor supervisor(s). A

written notification shall be forwarded to the contracting officer within 24 hours. The report should include the following items:

- Name, organization, telephone number, and location.
- Name and title of the person(s) reporting.
- Date and time of the incident.
- Location of the incident, i.e. site location, facility name.
- Brief summary of the incident giving pertinent details including type of operation ongoing at the time of the incident.
- Cause of the incident, if known.
- Casualties (fatalities, disabling injuries).
- Details of any existing chemical hazard or contamination.
- Estimated property damage, if applicable.
- Nature of damage, effect on contract schedule.

12.0 CERTIFICATE OF WORKER/VISITOR ACKNOWLEDGMENT

A copy of a certificate of worker/visitor acknowledgment (Attachment D) will be completed and submitted for each visitor allowed to enter the work site during soil removal work.

13.0 REPORTING

13.1 LOGS, REPORTS, AND RECORDKEEPING

The following logs, reports, and records will be developed, retained, and submitted to the contracting officer when requested:

- Training logs (site specific and visitor)
- Daily inspection logs
- Equipment Safety and Maintenance Logs
- Employee/visitor register (Site Control Log)
- Environmental and personal exposure monitoring/sampling results

ATTACHMENT A

ACCIDENT/INJURY/ILLNESS INVESTIGATION

Job Site: _____

Please Print - complete all items - submit immediately

PART I – SUPERVISOR			
Employee	Employee #	Phone # ()	
Address	City	State	Zip
Date of Birth / /	Age	Sex	Social Security #
Shift <input type="checkbox"/> Day <input type="checkbox"/> Evening <input type="checkbox"/> Night	Date of Hire / /		Occupation
Date of Injury / /	Time of Injury	: AM	: PM
Location of Incident			
Date Reported / /	Time Reported	Reported to Whom?	

PART II - SUPERVISOR			
(1) Was employee given First-Aid?	Yes <input type="checkbox"/> No <input type="checkbox"/>	(3) Was Employee Placed on	Yes <input type="checkbox"/> No <input type="checkbox"/>
(2) Sent to: Emergency Room	Yes <input type="checkbox"/> No <input type="checkbox"/>	Transitional Duty?	Yes <input type="checkbox"/> No <input type="checkbox"/>
Preferred Provider	Yes <input type="checkbox"/> No <input type="checkbox"/>	(4) Will Employee lose time/work?	Yes <input type="checkbox"/> No <input type="checkbox"/>
Personal Physician	Yes <input type="checkbox"/> No <input type="checkbox"/>	(5) If lost time, approx. days	_____
Company Nurse	Yes <input type="checkbox"/> No <input type="checkbox"/>	(6) Was treatment refused?	Yes <input type="checkbox"/> No <input type="checkbox"/>
Other	Yes <input type="checkbox"/> No <input type="checkbox"/>		
Name & Address of Clinic		Phone number of clinic	

Attach statement of all witnesses

PART III – SUPERVISOR		
Name of Witness	Address	Phone
(1)		
(2)		
Describe in detail what employee was doing at the time of injury (what, how why)		
Did employee wear protective equipment? Yes <input type="checkbox"/> No <input type="checkbox"/> If Yes, specify		

Part of body (check) indicate right or left when applicable

1 <input type="checkbox"/> Head	5 <input type="checkbox"/> Mouth	9 <input type="checkbox"/> Arm	13 <input type="checkbox"/> Knee	17 <input type="checkbox"/> Toe	21 <input type="checkbox"/> Groin
2 <input type="checkbox"/> Face	6 <input type="checkbox"/> Heart	10 <input type="checkbox"/> Wrist	14 <input type="checkbox"/> Leg	18 <input type="checkbox"/> Hip	22 <input type="checkbox"/> None
3 <input type="checkbox"/> Eye	7 <input type="checkbox"/> Back	11 <input type="checkbox"/> Hand	15 <input type="checkbox"/> Ankle	19 <input type="checkbox"/> Neck	23- <input type="checkbox"/> other _____
4 <input type="checkbox"/> Ear	8 <input type="checkbox"/> Trunk	12 <input type="checkbox"/> Finger	16 <input type="checkbox"/> Foot	20 <input type="checkbox"/> Shoulder	

Type of injury (check)

1 <input type="checkbox"/> Reaction to foreign substances/objects	6 <input type="checkbox"/> Fracture
2 <input type="checkbox"/> Puncture	7 <input type="checkbox"/> Amputation
3 <input type="checkbox"/> Laceration	8 <input type="checkbox"/> Sprain/Strain
4 <input type="checkbox"/> Contusion	9 <input type="checkbox"/> Other
5 <input type="checkbox"/> Burn	

What type of training has been conducted to prevent recurrence?

Describe what acts or conditions may have contributed to the incident. (Analyze all the facts concerned. If either the injured person, a machine or other physical condition was involved, find out How. Use the Possible Worker's Compensation Accident Causes on the back of this form to complete this section.)

Corrective Action(s) taken:

Investigated by: _____ Date: _____

PART IV - MANAGEMENT REVIEW
Are you satisfied with your review of Part I-III that the accident has been thoroughly investigated? <input type="checkbox"/> Yes <input type="checkbox"/> No If NO, return for a more detailed report.
As a result of your review, have you identified any additional reasons why the accident occurred: <input type="checkbox"/> Yes <input type="checkbox"/> No If YES, list the reasons:

ATTACHMENT B

Project Manager Daily Log

Date: _____

Project Name: _____

Log
Information: _____

_____.

ATTACHMENT D
ACKNOWLEDGEMENT

This is to acknowledge my participation in exploration remediation project. I accept the responsibility to protect myself with the appropriate personal protective equipment. In the event I have any safety questions, I will not hesitate to ask the Head Site Safety Officer.

(Signature)

(Date)

ATTACHMENT E

JOB SITE EMERGENCY PROCEDURES

Job Site: _____ Date: _____

EMERGENCY TELEPHONE NUMBERS:

FIRE _____
POLICE _____
AMBULANCE _____
HOSPITAL _____

IN CASE OF FIRE:

- exit the site using the evacuation route
- call the fire department
- go immediately to the assembly point

EVACUATION ROUTE:

ASSEMBLY POINT: _____

IN CASE OF SERIOUS INJURY:

- immediately contact first aid trained personnel
- call for medical assistance

Job site first aid trained personnel:

Trained personnel will take immediate charge of the emergency situation. (Supervision to perform accident investigation)

In case of natural disaster: (check)

Tornado: Seek inside shelter, preferably underground. Stay away from windows. If outside, move away from the tornado's path at a right angle, or lie flat in a ditch or ravine

Earthquake: Evacuate the building and go directly to the designated assembly point for instructions.

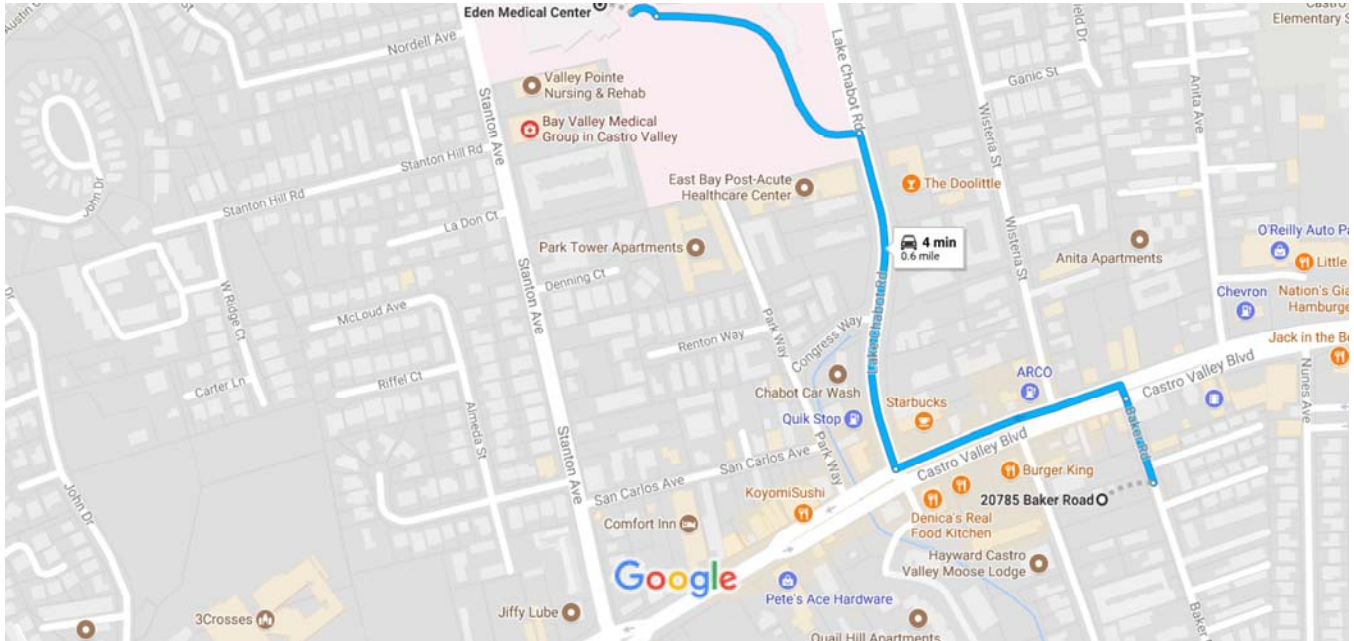
Other: _____

ATTACHMENT F

Hospital Map



20785 Baker Road, Castro Valley, CA to Sutter Health - Eden Medical Center Drive 0.6 mile, 4 min



Map data ©2017 Google United States 200 ft

20785 Baker Rd
Castro Valley, CA 94546

- ↑ 1. Head north on Baker Rd toward Castro Valley Blvd 279 ft

 - ↶ 2. Turn left onto Castro Valley Blvd 0.2 mi


 - ↷ 3. Turn right at the 2nd cross street onto Lake Chabot Rd 0.2 mi

 - ↶ 4. Turn left 0.2 mi

 - ↷ 5. Turn right 95 ft
- [Destination will be on the right](#)

Sutter Health - Eden Medical Center
20103 Lake Chabot Rd, Castro Valley, CA 94546

These directions are for planning purposes only. You may find that construction projects, traffic, weather, or other events may cause conditions to differ from the map results, and you should plan your route accordingly. You must obey all signs or notices regarding your route.



SAN RAMON
SAN FRANCISCO
SAN JOSE
OAKLAND
LATHROP
ROCKLIN
SANTA CLARITA
IRVINE
CHRISTCHURCH
WELLINGTON
AUCKLAND