



**RECEIVED**

By Alameda County Environmental Health 9:42 am, Sep 19, 2016

**Peter Solar**  
**Managing Director**

September 16, 2016

Mr. Gabe Stivala, P.G  
ATC Group Services LLC  
915 Highland Point Drive, Suite 250  
Roseville, CA 95678

Subject: **Soil and Groundwater Management Plan**  
2820 and 2855 Broadway, Oakland, CA  
Alameda County LOP No. RO 3198

Dear Mr. Stivala:

I have reviewed and approved the subject report. Please submit it to the regulatory agencies listed in the distribution section of the report. Should any of the agencies require it, I am prepared to declare, under penalty of perjury, that to the best of my knowledge, the information contained in the report is true and correct.

Sincerely,

A handwritten signature in blue ink, appearing to read "Peter Solar", is written above a horizontal line.

Peter Solar  
Managing Director  
Alliance Residential Company  
477 Pacific Ave, Suite One  
San Francisco, California 94133



ENVIRONMENTAL • GEOTECHNICAL  
BUILDING SCIENCES • MATERIALS TESTING

915 Highland Pointe Drive  
Suite 250  
Roseville, CA 95678  
Telephone 916-724-5247  
Fax 916-724-5201  
www.atcgroupservices.com

---

## **SOIL AND GROUNDWATER MANAGEMENT PLAN**

**Proposed Broadway Valdez Development Site  
2820 and 2855 Broadway  
Oakland, California  
Alameda County LOP No. RO 3198**

### **Submitted to:**

Ms. Dilan Roe  
Alameda County  
Environmental Health Services  
1131 Harbor Bay Parkway, Suite 250  
Alameda, California 94502

### **Submitted by:**

ATC Group Services, LLC  
915 Highland Pointe Drive, Suite 250  
Roseville, California 95678

### **On Behalf of:**

Mr. Peter Solar  
Broadstone on Broadway, LLC  
477 Pacific Ave, Suite One  
San Francisco, California 94133

ATC Project No. 118EM01075

September 15, 2016



## CERTIFICATION\*

Information, conclusions, and recommendations contained in this *Soil and Groundwater Management Plan* were prepared under the supervision of an ATC California Professional Geologist.

Prepared by:  
**ATC Group Services, LLC**

A handwritten signature in blue ink, appearing to read "Sara Bostick".

Sara E. Bostick  
*Sr. Project Manager*

Reviewed by:

A handwritten signature in blue ink, appearing to read "Gabe Stivala".



Gabe Stivala, P.G.  
*Senior Geologist*

\* A professional geologist's certification of conditions comprises a declaration of his or her professional judgment. It does not constitute a warranty or guarantee, expressed or implied, nor does it relieve any other party of its responsibility to abide by contract documents, applicable codes, standards, regulations, and ordinances.

cc: Mr. Peter Solar, Broadstone on Broadway  
Ms. Elizabeth Mack, Locke Lord LLP

## TABLE OF CONTENTS

<b>EXECUTIVE SUMMARY</b> .....	1
1.0 INTRODUCTION .....	4
1.1 Site Redevelopment Plans .....	4
1.2 Objective .....	5
2.0 SITE BACKGROUND .....	5
2.1 Project Responsibilities .....	5
2.2 Site Historical Information.....	6
2.3 Site-Specific Hydrogeology .....	6
2.4 Surrounding Land Use and Sensitive Receptors .....	7
3.0 SUMMARY OF ENVIRONMENTAL INVESTIGATIONS.....	7
3.1 Phase I Environmental Site Assessment.....	7
3.1.1 APN 9-865-69-1 - 2820 BROADWAY .....	7
3.1.2 APN 9-686-3 - 2855 Broadway.....	8
3.2 Subsurface Investigations .....	8
3.2.1 APN 9-865-69-1 - 2820 BROADWAY .....	8
3.2.2 APN 9-686-3 - 2855 Broadway.....	9
3.3 Asbestos and Lead-Based Paint .....	11
4.0 ANALYSIS OF FINDINGS .....	11
4.1 Applicable Screening Levels .....	11
4.2 APN 9-865-69-1 - 2820 Broadway .....	11
4.3 APN 9-686-3 - 2855 Broadway.....	11
5.0 NOTIFICATIONS .....	12
6.0 BROADWAY ENVIRONMENTAL SAFETY MEASURES .....	12
6.1 Health and Safety Measures .....	12
6.2 Health and Safety Personnel.....	12
6.3 Health and Safety Issues.....	13
6.3.1 Site-Specific Health and Safety Plan.....	13
6.4 Monitoring Well Destruction.....	13
6.5 General Soil Handling Procedures .....	14
6.6 Demolition .....	14
6.7 Soil Management.....	14
6.7.1 SOIL EXCAVATION, SEGREGATION AND STOCKPILING.....	14
APN 9-865-69-1 - 2820 Broadway .....	14
APN 9-686-3 - 2855 Broadway .....	15
6.7.2 STOCKPILE SAMPLING .....	15
6.7.3 STOCKPILE SAMPLING .....	16

APN 9-865-69-1 - 2820 Broadway .....	16
APN 9-686-3 - 2855 Broadway .....	16
6.7.4 VERIFICATION SAMPLING .....	16
6.7.5 SOIL DISPOSAL .....	16
6.8 Dust control And Air Monitoring .....	17
6.8.1 Dust Control .....	17
6.8.2 On-Site Ambient Air Monitoring .....	17
6.8.3 Worker Personal Air Monitoring .....	18
6.8.4 Site Perimeter Air Monitoring .....	19
6.8.5 Personal Protective Equipment and Hygiene .....	19
6.9 Odor Control Plan .....	20
6.10 Storm Water Pollution Controls .....	20
6.11 Groundwater Management .....	20
6.11.1 GROUNDWATER GENERATION, SAMPLING, AND DISPOSAL .....	21
6.11.2 SURFACE WATER MANAGEMENT, SAMPLING, AND DISPOSAL .....	21
6.12 Mitigation Measures for Future Use .....	21
6.12.1 VAPOR MITIGATION AT APN 9-865-69-1 - 2820 BROADWAY .....	21
6.12.2 VAPOR MITIGATION AT APN 9-686-3 - 2855 BROADWAY .....	22
6.13 Contingency Procedures .....	22
7.0 SOIL AND GROUNDWATER MANAGEMENT COMPLETION REPORT .....	23
8.0 MODIFICATIONS TO THE SOIL MANAGEMENT PLAN .....	23
9.0 LIMITATIONS .....	23

**Tables**

- Table 1 – Summary of Soil Laboratory Analytical Data - Organics
- Table 2 – Summary of Soil Laboratory Analytical Data - Metals
- Table 3 – Summary of Groundwater Laboratory Analytical Data - Organics
- Table 4 – Summary of Groundwater Laboratory Analytical Data - Metals

**Figures**

- Figure 1 – Site Vicinity Map
- Figure 2 – Site Plan
- Figure 3 – Cross-Section A-A' – 2855 Broadway
- Figure 4 – Cross-Section B-B' – 2820 Broadway – TPHg, TPHd, TPHo, Lead, and TCE Results
- Figure 5 – TPHg, TPHd, TPHo, and Lead in Shallow Soil
- Figure 6 – Groundwater Isoconcentration Map – TPHg and Benzene
- Figure 7 – Groundwater Isoconcentration Map – TCE and Carbon Tetrachloride
- Figure 8 – Generalized Soil Impacts Map for Soil Management
- Figure 9 – Cross-Section B-B' – Generalized Soil Impacts for Soil Management

**Appendices**

- Appendix A – Redevelopment Design Plans
- Appendix B – Additional Site Assessment (July 2016) Summary
- Appendix C – Draft Fact Sheet
- Appendix D – Vapor Barrier Details and Specifications

## EXECUTIVE SUMMARY

The Soil and Groundwater Management Plan (Plan) has been prepared by Broadstone on Broadway, LLC to support the Proposed Broadway Valdez redevelopment located at 2820 and 2855 Broadway (Site) in Oakland, California (**Figure 1**). The Plan has been prepared to address soil and groundwater management practices and procedures during development of the Site, based on the results of investigation activities and Site development plans prepared by BKF dated April 8, 2016. The purpose of the Plan is to describe Site conditions associated with past property use, specifically the location and character of environmental contamination. The Plan also describes measures to be taken during development activities to ensure historic use-related substances are removed in a safe and protective manner during construction and the resultant Site conditions are protective for future inhabitants and workers at the Site.

The Site is located on the west and east sides of Broadway between 28<sup>th</sup> and 29<sup>th</sup> Streets in Oakland, California. APN 9-865-69-1, the 2820 Broadway property, is located on the eastern side of Broadway with Valdez Street terminating on the eastern side of the property. APN 9-686-3, the 2855 Broadway property, is located on the western side of Broadway and bound on the western side by Webster Street (**Figure 2**). The Site is bound to the mostly by commercial properties with the exception of one high density residential property to the southeast. The Site will be redeveloped into mixed use commercial and residential properties.

In 1911, the property at 2820 Broadway was identified as 1920 and 1922 Broadway and was depicted with a garage and carriage painting factory, and was vacant the following year. Unspecified property improvements occurred circa 1916. Between 1939 and 2005, the 2820 Broadway property had a commercial and/or industrial use. Building Records indicate Oakland Volvo, an automobile dealership and service shop, occupied the property at 2820 Broadway from approximately 1989 to October 1991. Saturn of Oakland, an automobile dealership and service shop, occupied the property from January 1991 to approximately 1995. Connell Nissan occupied the property from January 2006 to August 2007. Records indicate that Premier Hyundai of Oakland, the current property occupant, has operated at the 2820 property since January 2014.

The property at 2855 Broadway has a history of use as a tires and battery shop, an auto top shop, used cars building and some residential use between 1939 and 2005. From 2005 to present, the 2855 Broadway property has been used as a vehicle parking lot used by the vehicle dealerships at the 2820 property.

The proposed redevelopment includes construction of a mixed-use development with a structural footprint to cover the entire property with zero lot line construction at both addresses. At the 2820 Broadway property, the building will be constructed slab-on-grade with the first floor consisting of retail units on the west and a parking garage on the east. The remainder of the building above the first floor will consist of mainly residential units. At the 2855 Broadway property, a subterranean garage will be constructed, which will encompass the entire property footprint. The first level will consist of retail units and floors above the first will be mainly residential.

To address the change in land use for the proposed redevelopment, multiple environmental subsurface investigations were conducted. Soil and groundwater sampling performed at the Site have identified contaminant concentrations in the subsurface exceeding Environmental Screening Levels (ESLs), updated February 2016, developed by the San Francisco Bay Regional Water Quality Control Board (RWQCB). At the 2820 Broadway property, some TCE and benzene concentrations in groundwater exceed ESLs for potential vapor intrusion risk, while some lead concentrations in soil exceed the ESL for direct contact to construction workers. At the 2855 Broadway property, some carbon tetrachloride concentrations in groundwater exceed ESLs for potential vapor intrusion risk and some nickel concentrations in soil slightly the ESL for direct contact to construction workers exceed.

For the 2820 property, sources of groundwater TCE and benzene have been identified to be from offsite to the south of the property, while the source of lead impacts in soil are likely from historic onsite activities

associated with automotive repair. For the 2855 Broadway property, the source of carbon tetrachloride has not been specifically identified, but based on groundwater flow direction and no history of property use associated with this chemical, the source appears to be from offsite to the west. Concentrations of nickel exceeding ESLs are within typical background levels of San Francisco Bay Area soils, and are likely naturally occurring.

The property at the 2820 Broadway property currently has one building on the western half of the property, and the eastern half of the property is an asphalt-paved parking lot. The project includes demolition of the existing structure at the 2820 Broadway property with the exception of the historic façade, which will be preserved. The 2855 Broadway property is currently occupied by an asphalt-paved parking lot and, therefore, will not require demolition.

The proposed redevelopment at the 2820 Broadway property includes excavation for installation of utilities, elevator pits, and footings. Excavation occurring in the eastern portion of the 2820 Broadway property will encounter impacted soils. The deepest utility excavation will be 11 feet below current grade on the western margin. Elevator pits will be excavated to a maximum depth of 10.5 feet below current grade, with elevator footing excavations having a depth of 11.5 below current grade. Building footings in impacted areas include the building edges along the eastern half of the property, and will extend to a maximum depth of 4.5 feet below current grade. Additionally, some soil will be generated during the removal of the existing trench basin.

At the 2855 Broadway property, the depth of excavation for the subterranean parking garage will be approximately 23 feet below current grade.

At the 2820 Broadway property, impacted soil will be segregated by degree and/or type of contamination based on pre-excavation sampling and field observation. The segregated soil will be profiled, excavated, transported, and disposed of in accordance with applicable regulations. If soil is sampled and profiled prior to excavation, soil will either be direct loaded into transport trucks allowing for immediate transport and disposal, or stockpiled, if not sampled and profiled prior to excavation. Lead-impacted soil will be specifically managed through excavation. Confirmation sampling will define the extent of the excavation necessary to remove lead impacted soil to below the applicable ESL.

At the 2855 Broadway property, investigations performed to date indicate soil excavated from this property will qualify as non-hazardous solid waste. Soil excavated from this property will be direct-loaded to transport trucks allowing for immediate disposal at an approved disposal facility. There are no remediation goals established for this property as all reported concentrations of chemicals of potential concern (CPOCs) in soil were below applicable ESLs.

Excavation best management practices will be implemented including specific dust control measure included in the Plan. Air-borne particulate and contaminants will be monitored during excavation in accordance with specific requirement included in the Plan.

Prior to excavation, groundwater monitoring wells within the Site's boundary will be decommissioned after approval from ACEH, with an Alameda County Public Water Agency (ACPWA) permit and under the oversight of an ACPWA inspector.

“Semi-confined” groundwater conditions may exist at the property as groundwater rises over a period of time to a higher elevation than the first encountered depth. Groundwater at the Site was first encountered beneath the both properties at approximately 15 or deeper. However, as observed in recently installed monitoring wells, the hydrostatic level ranges between 12 and 13 feet bgs at 2820 Broadway and between 9 and 12 feet bgs at 2855 Broadway, therefore dewatering will be required during the excavation of the subterranean garage at the 2855 Broadway property, and to a lesser extent, in excavation of subsurface features (e.g. utility trenches, footings, and elevator pits) at the 2820 Broadway property.

Groundwater will accumulate in the subterranean garage excavation at 2855 Broadway and will require dewatering during excavation and construction. Dewatering will be performed by pumping groundwater

from a network of dewatering wells. Extracted groundwater will be processed through a system comprised of settling tanks and sand media filters, then discharged under permit discharge to the storm sewer. If necessary, other pre-discharge treatment methods and sampling will be implemented in accordance with the discharge permit.

Due to the presence of VOCs in groundwater from releases originating from off-site, mitigation measures to protect future occupants have been added to the redevelopment/construction design at both the 2820 Broadway property and the 2855 Broadway property. Based on the site assessment, the only potential health risk identified for future use is potential vapor intrusion risks related to VOCs migrating onto the Site. Residential units will not be on the ground floor at either building. The 2855 property will have a subterranean garage beneath the entire footprint. The 2820 building will have a parking garage beneath the residential units on the east, where the groundwater impacts were identified. Additionally, at the 2820 property, a vapor barrier will be installed in the elevator pits at the base of each elevator shaft. Also, at the 2855 property, the entire subterranean garage will have a waterproof coating that qualifies it as vapor barrier for VOC vapor intrusion.

If any development changes occur that would affect the foundation and/or grading plans prior to any excavation activities, Broadstone on Broadway, LLC and ACEH will review the changes to assure consistency with the Plan.

The Plan has been prepared to satisfy applicable federal, state, and local criteria. The Plan will also provide guidelines for the contractor to prepare site-specific documents for health and safety measures to be employed during redevelopment activities to protect the public and the environment.

Following completion of the redevelopment activities associated with the Plan, a summary report documenting the activities will be prepared and submitted to the ACEH.



## 1.0 INTRODUCTION

On behalf of Broadstone on Broadway, LLC (Broadstone on Broadway, LLC), ATC Group Services, LLC (ATC) has prepared this *Soil and Groundwater Management Plan* (Plan) for the Proposed Broadway Valdez redevelopment located at 2820 and 2855 Broadway (Site) in Oakland, California (**Figure 1**). The Plan is intended to provide soil management procedures for development activities planned for the Site to mitigate conditions potentially hazardous to human health or the environment during and after construction. The Plan has been developed based on the results of investigation activities conducted at the Site and based on the redevelopment plans prepared by BKF Engineers, dated August, 5 2016. Components of this Plan are typical in industry-standard soil and groundwater management plans, but also include additional items established in a series of meetings and calls from November 19, 2015 to August 12, 2016 between the Alameda County Environmental Health (ACEH), representatives of Broadstone on Broadway, LLC, and ATC.

In addition to standard soil and groundwater management procedures, the Plan includes:

- A summary of additional assessment performed at the Site in July 2016;
- Design drawings of the proposed development;
- Figures showing the building design and utilities relative to subsurface contaminant data;
- Site-specific dust and air monitoring protocols;
- Information on the installation of vapor mitigation measures to address vapor intrusion risks identified during investigations at the site, and;
- A Draft Fact Sheet for public notification of the project.

### 1.1 SITE REDEVELOPMENT PLANS

The redevelopment plans for both of the property addresses are as multi-use/ multi-level commercial and residential facilities. The City of Oakland Planning Department plan number for this project is PLN16110. The Plan has been prepared based on the design plans prepared by BKF Engineers, dated August, 5 2016. The design features pertinent to this Plan include the following:

#### APN 9-865-69-1 - 2820 Broadway

- Asphalt pavement and concrete hardscape on back portion of lot will be graded.
- Entire building on western portion of the lot will be demolished with the exception of the historic façade, which will be preserved.
- New construction will consist of the western third (approximately) having commercial units on the first floor (on grade) along Broadway, while the remainder of the first floor will be a parking garage.
- The second floor will have additional commercial units in the western third of the property, while the remainder of the second floor will be a parking garage
- Multiple floors of residential units will be constructed at levels starting on the third level above grade.
- No subterranean construction is planned for this property.
- Excavation will be necessary to install utilities, footings, and elevator pits.

#### APN 9-686-3 - 2855 Broadway

- Currently, there are no structures on this property. Concrete pavement on entire lot will be removed.
- A one-level subterranean parking garage throughout the majority of the property footprint will be excavated to an approximate depth up to 23 feet below current highest grade.
- New construction will consist of commercial units on the first level at grade.
- Multiple floors of residential units will be constructed on levels starting on the second level above grade.
- One elevator shaft is planned to be constructed on the northern most portion of the property.

Redevelopment design plans are included in **Appendix A**.

## 1.2 OBJECTIVE

This Plan presents procedures and protocols for the identification, handling, management, and disposal of hazardous materials encountered in Site soil and groundwater during redevelopment, based on the results of investigation activities conducted at the Site and based on the Site development plans. The procedures and protocols are designed to facilitate compliance with applicable federal, state, and local laws and regulations regarding hazardous and industrial waste management. This Plan does not address hazardous materials that may be encountered in existing structures, such as asbestos-containing materials or lead-based paint. Asbestos and lead-based paint abatement will be evaluated and managed consistent with all applicable laws and under separate work plans.

## 2.0 SITE BACKGROUND

The Site is located on either side of Broadway between 28<sup>th</sup> and 29<sup>th</sup> Streets in Oakland, California. APN 9-865-69-1 at 2820 Broadway is located on the eastern side of Broadway with Valdez Street terminating on the eastern side of the property. APN 9-686-3 at 2855 Broadway is located on the western side of Broadway and bound on the western side by Webster Street (**Figure 2**). The property is bound to the north and south by commercial properties in an area of redevelopment to mixed use commercial and residential properties. The property at the 2820 Broadway property currently has one building on the western half of the property and the eastern half of the property is an asphalt-paved parking lot. The 2855 Broadway property is currently occupied by an asphalt-paved parking lot.

## 2.1 PROJECT RESPONSIBILITIES

This section defines the roles of the parties involved in the Alliance project and provides contact information for each person or entity. Broadstone on Broadway, LLC is the project owner and developer and will be responsible for implementation of the procedures outlined in this Plan. The primary lead oversight agency for approval of this Plan is the Alameda County Environmental Health (ACEH). The general contractor selected by Broadstone on Broadway, LLC to implement the Plan is Johnstone Moyer. The environmental consultant for administration of this Plan is ATC. The demolition and excavation contractor has yet to be determined. The certified industrial hygienist (CIH) responsible for preparing the project specific Health and Safety Plan (HASP) and Dust Control Plan (DCP) is ATC. Contact information for each of these parties is listed below.

**Points of Contact**

Role	Company	Contact	Telephone Number
Owner	Broadstone on Broadway, LLC	Peter Solar	(925) 570-0815
Lead Oversight Agency	ACEH	Dilan Roe	(510) 567-6876
General Contractor	Johnstone Moyer	Martin Turner	(650) 570-6161
Environmental Consultant	ATC Group Services	Gabe Stivala	(925) 223-7123
Demolition Contractor	Hammond Construction	Chris Hammond	(510) 412 4466
Excavation Contractor	G. Ferrabee Company	Steve Wolking	(510) 206 6600
Certified Industrial Hygienist	ATC Group Services	Dagmar Fung	(925) 460-5300

**2.2 SITE HISTORICAL INFORMATION**

Historical Site information was presented in the *Phase I Environmental Site Assessment (ESA)* prepared by ATC dated September 24, 2015, and in the following ESAs prepared by others.

- ACC Environmental Consultants prepared a Phase I Environmental Site Assessment (ESA) report in 2000 for 2820 Broadway property.
- ERAS Environmental, Inc. prepared a Phase I ESA dated October 17, 2011 for 2820 Broadway property.

In 1911, the property at 2820 Broadway was identified as 1920 and 1922 Broadway and was depicted with a garage and carriage painting factory, and was vacant the following year. Property improvements occurred circa 1916. Between 1939 and 2005, the 2820 Broadway property had a commercial and/or industrial building. Records indicate Oakland Volvo, an automobile dealership and service shop, occupied the property at 2820 Broadway from approximately 1989 to October 1991. Saturn of Oakland, an automobile dealership and service shop, occupied the property from January 1991 to approximately 1995. Connell Nissan occupied the property from January 2006 to August 2007. Records indicate that Premier Hyundai of Oakland, the current property occupant, has operated at the 2820 property since January 2014.

The property at 2855 Broadway has a history of use as a tires and battery shop, an auto top shop, used cars building and some residential use between 1939 and 2005. From 2005 to present, the 2855 Broadway property has been used as a vehicle parking lot.

**2.3 SITE-SPECIFIC HYDROGEOLOGY**

ATC has conducted three subsurface investigations at the Site. Based on this work, ATC has observed soil at the Site generally consists of silt, silty sand, silty clay, sandy clay, and clayey sand to the total depth explored of 28 feet bgs. The encountered soil was generally brown to dark brown in color. Clay ranges from low to high plasticity and from soft to very stiff. Coarser soil of silty sand and clayey sand are generally dense. Cross-sections A-A' and B-B', are presented on **Figures 3** and **4**, respectively.

Based on ATC's subsurface investigations, groundwater at the Site generally ranges between 12 and 13 feet below ground surface ("bgs") at the 2820 Broadway property and between 9 and 12 feet bgs at the

2855 Broadway property. Seasonal fluctuations in rainfall influence groundwater levels and may cause several feet of variation. In addition, with the potential El Niño -type weather occurring during the excavation activities and the potential for a higher water table, groundwater may accumulate at elevations higher than anticipated.

General groundwater flow is northeasterly to easterly based on groundwater elevations measured from six monitoring wells recently installed at the Site.

## **2.4 SURROUNDING LAND USE AND SENSITIVE RECEPTORS**

The area surrounding the Site is characterized by commercial and residential uses. Surface topography across the property and in the surrounding area generally slopes toward the south.

Based on a review of the United States Department of the Interior, National Wetlands Inventory (NWI) Map (undated, online Wetlands Mapper at <http://www.nwi.fws.gov/>), there are no potential wetlands on or adjacent to the property. The closed surface waterbody is the Glen Echo Creek Culvert is located approximately 540 feet northeast of the Site.

The East Bay Municipal Utility District (EBMUD) provides potable water for the Site and vicinity. Groundwater in the vicinity of the Site is not used as a source of drinking water, nor does the Site overlie a shallow aquifer used for drinking water.

## **3.0 SUMMARY OF ENVIRONMENTAL INVESTIGATIONS**

The Plan is based on data collected in the following investigation:

1. AEI's *Limited Phase II Subsurface Investigation*, date April 2015;
2. ATC's *Phase I Environmental Site Assessment, Premier Hyundai of Oakland, 2800, 2820, 2855 Broadway, Oakland*, dated 4 September 2015;
3. ATC's, *Limited Phase II Environmental Assessment Report, 2800, 2820, 2855 Broadway, Oakland, California*, reported 29 December 2015; and
4. ATC's Additional Site Assessment of 2820 and 2855 Broadway, performed in July 2016, which is summarized in **Appendix B**. This investigation summary was prepared concurrent with the preparation of this Plan.

### **3.1 PHASE I ENVIRONMENTAL SITE ASSESSMENT**

#### **3.1.1 APN 9-865-69-1 - 2820 BROADWAY**

The property at 2820 Broadway was listed on RCRA NonGen / NLR, FINDS, and HAZNET databases. Based on historical research, the Premier Hyundai of Oakland disposed of various amounts of unspecified organic liquid mixture, unspecified solvent mixture, and aqueous solution with total organic residues less than 10 percent from 1994 to 1997. The HAZNET listing indicates the former property tenant Daewoo of Oakland disposed of various amounts of aqueous solution with total organic residues less than 10 percent from 2000 to 2003. The HAZNET listing indicated the former property tenant Bay Bridge Nissan disposed of 0.06 tons of hydrocarbon solvents in 2007. The HAZNET listing indicated the former property tenant Oakland Volvo disposed of various amounts of unspecified oil-containing waste in 2000 and 2001. No violations were reported.

ACEH records indicate Saturn of Oakland generated waste oil, oil filters, transmission fluid, anti-freeze, parts cleaning, solvents, batteries, and wiping rags in their operation, and violations included lack of hazardous waste labels for waste oil tank, not properly closing hazardous waste storage containers, not maintaining a copy of hazardous waste disposal receipts, not maintaining a hazardous waste management training program for employees, and not documenting the proper disposal of used batteries. Records also indicate Connell Nissan generated hazardous waste on site, and had a total aboveground storage capacity of 960 gallons of automotive motor oil and used motor oil located in a shed in the back parking lot.

### 3.1.2 APN 9-686-3 - 2855 Broadway

The property at 2855 Broadway has a history of use as a tires and battery shop, an auto top shop, and a used cars building. Currently there are no structures on this property and is used as a parking lot. The property was not listed on any environmental or EDR databases.

Due to the findings of the Phase I ESA and planned redevelopment of the Site, ATC conducted subsurface investigations on each of the properties comprising the Site.

## 3.2 SUBSURFACE INVESTIGATIONS

### 3.2.1 APN 9-865-69-1 - 2820 BROADWAY

In April 2015, AEI Consultants completed a Limited Phase II Subsurface Investigation of soil borings at 2820 Broadway. Five borings, SB-7 through SB-11, were advanced at 2820 Broadway (**Figure 2**). Soil samples were analyzed for volatile organic compounds (VOCs) and total petroleum hydrocarbons in the gasoline range (TPHg) by EPA Method 8260B, and total petroleum hydrocarbons in the diesel and oil range (TPHd and TPHo) by EPA Method 8015M.

Between September 19 and November 6, 2015, ATC completed a Phase II ESA which consisted of collecting soil and groundwater samples for the purpose of further assessing the subsurface environmental conditions at these properties. B1, B-3, and B-17 through B-23 were completed at 2820 Broadway property. Soil and groundwater samples were analyzed for VOCs and TPHg by EPA Method 8260B, and TPHd and TPHo by EPA Method 8015M. Soil samples from B-1, B-3, and B-21, were also analyzed for CAM 17 metals using EPA Method 6010B (except for mercury, which was analyzed using EPA Method 7471A).

On July 5 through July 8, 2016, ATC implemented work outlined in ATC's *Revised Additional Assessment Work Plan*, dated June 22, 2016. The work plan was approved in an email from the ACEH, dated June 23, 2016. The work included installation of three monitoring wells, MW-1/B-29, MW-2/B-30, MW-3/B-31 and borings B-27 and B-28 were advanced on the eastern portion of 2820 Broadway. Soil samples were analyzed for VOCs and TPHg by EPA Method 8260B and TPHd and TPHo by EPA Method 8015M. Soil samples from B-27 through B-31 were also analyzed for lead using EPA Method 6010B. Groundwater samples were analyzed for VOCs and TPHg by EPA Method 8260B, and TPHd by EPA Method 8260B and TPHo by EPA Method 8015M.

Monitoring wells MW-1 through MW-3 were developed on July 14, 2016. Groundwater samples were collected from the wells on July 19, 2016 and analyzed for VOCs and TPHg by EPA Method 8260B and lead by EPA Method 200.7.

Cumulative results for the 2820 Broadway property are as follows:

#### *Vadose Zone Soil*

None of the petroleum hydrocarbon detections at this property exceeded the ESLs for Direct Exposure Human Health Risk Levels for Any Land Use/ Any Depth Soil Exposure (construction workers). TPHg was reported at a maximum concentration of 188 mg/kg (B29-4.0 ft). TPHd was reported at a maximum concentration of 680 mg/kg (B21-3.0 ft). TPHmo was reported at a maximum concentration of 3,100 mg/kg (B21-3.0 ft). Benzene was not reported above the detection limit in any vadose zone samples, with the exception of one, which had a reported concentration of 0.884 mg/kg (B-29-10ft). Ethylbenzene was reported at a maximum concentration of 0.436 mg/kg (B29-4.0 ft). Total xylenes were reported at a maximum concentration of 0.704 mg/kg (B29-4.0 ft). Naphthalene was reported at a maximum concentration of 1.68 mg/kg ((B29-2.0 ft).

No chlorinated hydrocarbons were reported above reporting limits for vadose zone soil samples at this property.

Trace amounts of additional VOCs were reported in vadose zone samples, but do not exceed applicable ESLs. These VOCs include acetone, methyl ethyl ketone, n-butyl benzene, sec-butyl benzene, isopropylbenzene, n-propyl benzene, 1,2,4-trimethylbenzene, and 1,3,5-trimethylbenzene.

Lead was reported at concentrations exceeding the ESL of 320 mg/kg for Direct Exposure Human Health Risk Levels for Any Land Use/ Any Depth Soil Exposure (construction workers) in two samples; 1,500 mg/kg for sample B21-3.0 ft and 580 mg/kg for samples B31-2.0 ft.

No other metals were reported at concentrations exceeding applicable ESLs in vadose zone samples from this property.

#### *Groundwater*

Benzene and ethylbenzene detections were reported in groundwater samples exceeding ESLs for Groundwater Vapor Intrusion Human Health Risk Levels in Shallow Groundwater (Table GW-3). Benzene exceeding the ESL of 9.7 µg/L was reported in five samples with concentrations ranging from 16 µg/L (B23W) to 1,410 µg/L (B28W). One ethylbenzene exceeding the ESL of 110 µg/L was reported in one sample with a concentrations of 1,340µg/L (B28W).

No other petroleum hydrocarbon detections in groundwater at this property exceeded the applicable ESLs. TPHg was reported at a maximum concentration of 76,100 µg/L (B28W). TPHd was reported at a maximum concentration of 1,100 µg/L (B21W). TPHmo was reported at a maximum concentration of 3,400 µg/L (B22W). Total xylenes were reported at a maximum concentration of 5,790 µg/L (B28W). Naphthalene was reported at a maximum concentration of 160 µg/L (B28W).

Trichloroethene (TCE) exceeding the ESL of 49 µg/L for Groundwater Vapor Intrusion Human Health Risk Levels in Shallow Groundwater (Table GW-3) was reported in three samples at concentrations ranging from of 79 µg/L (B23W) to 116 µg/L (MW-3).

Trace amounts of additional VOCs were reported in vadose zone samples, but do not exceed applicable ESLs. These VOCs include carbon tetrachloride, 2-butone,1,2-dichloroethane, cis-1,2-dichloroethene, MTBE, styrene, tert-butyl alcohol, n-butylbenzene, di-isopropyl ether, isopropylbenzene, p-isopropyltoluene, n-propylbenzene, 1,2,4-trimethylbenzene, 1,3,5-trimethylbenzene, chloroethane, 1,2-dichloropropane, and 2,2-dichloropropane.

Cobalt and nickel concentrations reported in groundwater samples from this property exceeded their respective ESL for Direct Exposure Human Health Risk Levels (Table GW-1). Cobalt exceed the ESL of 3.0 µg/L in two samples at concentrations of 8.2 µg/L (B1-W) and 12 µg/L (B3-W). Nickel exceeded the ESL of 12 µg/L in one samples at a concentration of 18 µg/L.

No other reported metals concentrations in groundwater from this property exceeded applicable ESLs. The findings of these investigations are summarized in Section 4.0.

### **3.2.2 APN 9-686-3 - 2855 Broadway**

On April 8, 2015, AEI Consultants completed a Limited Phase II Subsurface Investigation of soil borings at 2820 and 2855 Broadway. Three borings (SB-1, SB-2, and SB-3) were advanced at 2855 Broadway (**Figure 2**). Soil samples were analyzed for VOCs and total petroleum hydrocarbons in the gasoline range (TPHg) by EPA Method 8260B, and total petroleum hydrocarbons in the diesel and oil range (TPHd and TPHo) by EPA Method 8015M.

Between September 19 and November 6, 2015, ATC completed a Phase II ESA which consisted of collecting soil and groundwater samples for the purpose of further assessing the subsurface environmental conditions at these properties. Of the 23 borings completed, B-11, B-15, and B-16 were completed at 2855 Broadway and groundwater samples collected. Soil and groundwater samples were analyzed for VOCs and TPHg by EPA Method 8260B, and TPHd and TPHo by EPA Method 8015M.

Between July 5 and July 8, 2016, ATC implemented work outlined in ATC's *Revised Additional Assessment Work Plan*, dated June 22, 2016. The work plan was approved in an email from the ACEH, dated June 23, 2016. The work included installation of three monitoring wells, MW-4/B-24, MW-5/B-25, and MW-6/B-26, throughout 2855 Broadway. Soil samples were analyzed for VOCs by EPA Method 8260B.

Monitoring wells MW-4 through MW-6 were developed on July 14, 2016. Groundwater samples were collected from the wells on July 19, 2016 and analyzed for VOCs and TPHg by EPA Method 8260B and CAM 17 metals using EPA Method 6010B (except for mercury, which was analyzed using EPA Method 7471A).

#### *Vadose Zone Soil*

No petroleum hydrocarbon or VOC detections at this property exceeded the ESLs for Direct Exposure Human Health Risk Levels for Any Land Use/ Any Depth Soil Exposure (construction workers). TPHg was reported at a maximum concentration of 12 mg/kg (B15-8.0 ft). TPHd was reported at a maximum concentration of 290 mg/kg (B15-8.0 ft). TPHmo was reported at a maximum concentration of 590 mg/kg (B15-8.0 ft). Benzene was not reported above the detection limit in any vadose zone samples. Ethylbenzene was reported at a maximum concentration of 0.0097 mg/kg (B15-8.0 ft). Total xylenes were reported at a maximum concentration of 0.0076 mg/kg (B15-8.0 ft). Naphthalene was reported at a maximum concentration of 0.150 mg/kg (B15-8.0 ft).

No other VOCs were reported above reporting limits for vadose zone soil samples at this property.

Nickel was reported at a concentration exceeding the ESL of 86 mg/kg for Direct Exposure Human Health Risk Levels for Any Land Use/ Any Depth Soil Exposure (construction workers) in one sample; 100 mg/kg for sample B16-8.0 ft.

No other metals were reported at concentrations exceeding applicable ESLs in vadose zone samples from this property.

#### *Groundwater*

No petroleum hydrocarbon detections in groundwater at this property exceeded the applicable ESLs. TPHg was reported at a maximum concentration of 73.4 µg/L (MW-5). TPHd was reported at a maximum concentration of 480 µg/L (B11). TPHmo was reported at a maximum concentration of 460 µg/L (B11). Total xylenes were not reported above the reporting limit. Naphthalene was not reported above the reporting limit.

Carbon tetrachloride exceeding the ESL of 1.9 µg/L for Groundwater Vapor Intrusion Human Health Risk Levels in Shallow Groundwater (Table GW-3) was reported in four samples at concentrations ranging from of 4.8 µg/L (B16W) to 57.4 µg/L (MW-5).

TCE and tetrachloroethene were reported in groundwater at this property and concentrations of 5.7 µg/L and 1.5 µg/L, respectively. The concentrations are below the Groundwater Vapor Intrusion Human Health Risk Levels in Shallow Groundwater (Table GW-3) of 49 µg/L and 26 µg/L, respectively.

No other VOCs were reported above detection limits for groundwater at this property.

No reported metals concentration in groundwater from this property exceeded applicable ESLs.

Supporting documentation For ATC's July 2016 assessment is contained in **Appendix B**.

Soil analytical results are presented in **Tables 1 and 2**, and select results are presented on **Figure 5** and cross-sections on **Figures 3 and 4**.

Groundwater sampling results are presented in **Tables 3 and 4**. The groundwater sampling results are presented on **Figures 6 and 7**.

### **3.3 ASBESTOS AND LEAD-BASED PAINT**

The building on the 2820 property will be surveyed to identify any asbestos-containing materials (ACM) and/or and Lead-Based Paints (LBP). A separate work plan will be prepared to address any identified ACM or LBP, if applicable.

### **4.0 ANALYSIS OF FINDINGS**

As discussed above, chemicals of potential concerns (COPCs) have been identified at this Site through analysis of soil and groundwater at 2820 and 2855 Broadway.

#### **4.1 APPLICABLE SCREENING LEVELS**

Soil and groundwater data were screened using the San Francisco Bay Regional Water Quality Control Board (RWQCB) Environmental Screening Levels (ESLs), update February 2016. ESLs applied to soil data are taken from Table S-1 for Direct Exposure Human Health Risk Levels for Any Land Use/ Any Depth Soil Exposure for construction workers. These ESLs were selected based on potential exposure of construction workers to contaminants in soil during site redevelopment. Following redevelopment, exposure of site occupants to residual contaminants is highly unlikely due to the future structures covering the entire footprint of both 2820 and 2855 Broadway. ESLs applied to groundwater are from Table GW-3 for Groundwater Vapor Intrusion Human Health Risk Levels; two sets of ESLs were used for the groundwater screening and include 1) Shallow Groundwater in a Commercial/Industrial setting, and 2) Deep Groundwater in a Fine to Coarse (soil) setting. The reason for using two sets of groundwater screening numbers is that final redevelopment will have variable final elevations relative to the groundwater table. Therefore, to evaluate future risk from impacts to groundwater, different ESLs may be applicable depending on the specific Site area (e.g. elevator shaft pits). The ESLs have been included on **Tables 1 through 4**.

#### **4.2 APN 9-865-69-1 - 2820 BROADWAY**

Soil data for 2820 Broadway indicates lead impacts to shallow soil in the eastern half of the 2820 Broadway property. Two of the soil samples collected during investigations exceeded the ESL of 320 mg/kg for direct contact. These samples are from B-21 at 2 feet bgs with a reported concentration of 1,500 mg/kg, and from B-31 at 2 feet bgs with a reported concentration of 580 mg/kg. These concentrations are likely associated with the former use of the 2820 property as an automotive repair facility. The lead impacts have not impacted groundwater.

Soil data also indicate the presence of petroleum hydrocarbons (gasoline, diesel, and oil range hydrocarbons) in the vadose zone soil in the eastern half of the 2820 Broadway property. None of the results exceeded the respective ESLs for direct contact.

Petroleum hydrocarbons and chlorinated-hydrocarbons are present in groundwater in the eastern portion of 2820 Broadway. These groundwater impacts are from off-site sources to the south of the site.

Select VOCs including benzene and trichloroethene were reported in groundwater at concentrations exceeding their respective ESLs for vapor intrusion. These will be mitigated through vapor barriers described in Section 6.12.

Soil and groundwater data reported for the western portion of 2820 Broadway did not exceed any ESLs.

#### **4.3 APN 9-686-3 - 2855 Broadway**

Metals in soil and groundwater at the 2855 Broadway property were evaluated in preparation for excavation and dewatering necessary for future installation of a subterranean garage at the site. Reported analytical results for metals had no exceedances of ESLs, with the exception of nickel concentrations in soil in boring



B-16 at 4 and 8 feet bgs, which had concentrations of 100 mg/kg and 95 mg/kg, respectively. The reported concentrations which slightly exceeded the ESL of 86 mg/kg for direct contact.

Concentrations of petroleum hydrocarbons were reported in soil at various locations throughout the 2855 Broadway property, both within the vadose and saturated zone, however none exceeded the ESL for direct contact.

With respect to groundwater at the 2855 Broadway, concentrations of carbon tetrachloride were identified in groundwater at the 2855 Broadway property at various locations, some of which exceeded the ESL for vapor intrusion. There are no known onsite sources of the carbon tetrachloride. Based on groundwater flow direction, the source is from offsite to the west. This potential vapor intrusion risk will be mitigated by a vapor barrier in the subterranean garage, which will be installed during redevelopment construction.

## **5.0 NOTIFICATIONS**

The general public will be notified of the project through distribution of an ACEH approved fact sheet. A copy of a draft Fact Sheet is included in **Appendix C**. The General Contractor will notify ATC at least one week prior to conducting intrusive Site work, including demolition and soil trenching or excavation. The General Contractor will inform ATC if unexpected conditions or features are observed during Site work which suggest the potential presence of petroleum or hazardous materials in soil or groundwater at the site, in areas or quantities, or at concentrations likely to be inconsistent with the previous analytical results and impacts at the Site.

## **6.0 BROADWAY ENVIRONMENTAL SAFETY MEASURES**

The results of ATC's investigations identified petroleum hydrocarbons, VOCs, and lead in soil and groundwater. These COPCs pose potential health and safety (H&S) issues for soil and groundwater management, which will be addressed during the Site redevelopment activities. The soil and groundwater management objectives for the Site are to minimize exposure to COPCs in soil and groundwater for Site construction workers, nearby residents and/or pedestrians, and future users of the Site.

The procedures in this Plan are designed to meet ACEH requirements relating to the soil and groundwater impacts at the Site. In addition, the procedures in this Plan are intended to facilitate compliance with applicable federal, state, and local laws and regulations, applicable to earth work activities at the Site as a result of the COPCs reported in soil and groundwater. Before intrusive earthwork begins at the Site, an on-site pre-field meeting will be conducted between ATC and the General Contractor to review the locations of the hydrocarbon and lead impacted soil. The meeting will also discuss the site-specific health and safety plan (HASP) and discuss the typical observations associated with petroleum-impacted soil (i.e. staining or odor).

Additionally, safety measures will be taken during building demolition at 2820 Broadway to ensure any potential asbestos containing material and/or lead-based paint does not impact surrounding soil.

### **6.1 HEALTH AND SAFETY MEASURES**

The General Contractor will be responsible for establishing and maintaining proper health and safety procedures described in the Plan and HASP to minimize worker and public exposure to Site contaminants during construction activities.

### **6.2 HEALTH AND SAFETY PERSONNEL**

Potential health risks to on-site construction workers and the public from implementation of the planned redevelopment activities will be addressed by developing and implementing a health and safety program. The General Contractor will be responsible for establishing and maintaining proper health and safety procedures to minimize worker and public exposure to site contaminants during construction activities. It is the General Contractor's responsibility to communicate the site information, including this Plan, to its

employees and subcontractors. As part of its health and safety program, the General Contractor will prepare a site-specific HASP and identify a Health and Safety Officer. Workers with the potential to come into contact with contamination will be required to read and sign the HASP to acknowledge their understanding of the information contained within and have 40-hour HAZWOPER training with annual refresher certifications as necessary.

### **6.3 HEALTH AND SAFETY ISSUES**

On the basis of experience on similar sites, there are potential health and safety risks associated with the COPCs identified at the Site for construction workers, nearby residents and/or pedestrians, and future users of the Site. The routes of potential exposure and lead could be through the following pathways:

- Contact with the skin (most common);
- Inhalation of petroleum vapors;
- Inhalation of dust particles from impacted soil, and
- Ingestion by eating and/or drinking.

The most likely potential for human exposure to COPCs in the soil and groundwater will be during soil excavation operations. Also, because on-site materials contain COPCs listed Proposition 65, we recommend proper health and safety procedures, as well as warning requirements, be implemented during construction. Additionally, the project site will have Proposition 65 warning posted. The General Contractor will be responsible for establishing and maintaining proper health and safety procedures to minimize worker and public exposure to Site contaminants during construction.

Personal protective equipment (PPE) should be used to limit exposure to COPCs. PPE will be defined in the site specific HASP.

#### **6.3.1 Site-Specific Health and Safety Plan**

The General Contractor will prepare a site-specific HASP for the Site signed by a certified industrial hygienist (CIH). The purpose of the HASP will be to establish procedures to address potential chemical and physical hazards to field personnel and off-site receptors that may result from excavation of potentially impacted soil and dewatering of groundwater at the Site. The HASP plan will describe the health and safety requirements, i.e. trained in accordance with Section 1910.120 of 29 Code of Federal Regulations (HazWoper training), specific personal hygiene, and monitoring equipment to be used during construction to protect and verify the health and safety of construction workers and the general public from exposure to constituents in the soil and groundwater. In addition, emergency response actions will be described in the HASP. The General Contractor is responsible for verifying on-site project personnel have read and will adhere to the procedures established in the HASP. A copy of the HASP will be kept on-site during construction activities. The HASP will be reviewed and updated as necessary during implementation of the redevelopment activities.

The Site health and safety officer (HASO) identified in the HASP will be on-site during construction and redevelopment activities to oversee implementation of the HASP and to ensure all health and safety measures are maintained and properly implemented. The HASO will have authority to direct and stop (if necessary) all construction activities in order to ensure compliance with the HASP.

### **6.4 MONITORING WELL DESTRUCTION**

Prior to excavation, groundwater monitoring wells within the Site's boundary will be decommissioned after approval from ACEH and with an Alameda County Public Water Agency (ACPWA) permit and under the oversight of an ACPWA inspector. Wells will be destroyed by a C-57 licensed well driller in accordance with applicable regulations and documented in the soil management completion report.

## 6.5 GENERAL SOIL HANDLING PROCEDURES

The soil handling procedures described in this section are intended to support compliance with federal, state, and local requirements, reduce the potential for off-site migration, and reduce the potential for exposure by construction workers, nearby residents and workers, and pedestrians, to constituents in Site soil and groundwater. Soil to be excavated, graded, uncovered, or removed will be inspected for visual evidence of discoloration or staining and screened using a photoionization detector (PID) capable of screening in parts per million. ATC will be contracted to perform inspection of soil during excavation and/or grading during redevelopment.

## 6.6 DEMOLITION

The owner plans to demolish the majority of the existing building at 2820 Broadway while leaving the historic façade intact. Prior to demolition, asbestos containing materials will be properly removed and disposed of by a certified asbestos abatement contractor. Additionally, identified loose lead-containing paint will be scraped, contained and disposed of by a certified hazardous material abatement contractor. Demolition will include removal of aboveground structures and the buildings concrete slab while maintaining the integrity of the historic façade. ATC will be present at the beginning of the building demolition to ensure measures are in place to minimize soil impacts from potential lead-based paint encountered. ATC will also be present during the building's concrete slab removal activities to observe handling of COPC impacted soil.

There are no structures to be demolished at 2855 Broadway.

## 6.7 SOIL MANAGEMENT

The proposed construction activities at 2820 Broadway and 2855 Broadway will disturb soil during Site grading, removal of concrete and asphalt, excavation for below grade structures including utility trenches, elevator shafts, and footings at 2820 Broadway, and excavation of a subterranean garage at 2855 Broadway.

### 6.7.1 SOIL EXCAVATION, SEGREGATION AND STOCKPILING

#### APN 9-865-69-1 - 2820 Broadway

The proposed construction at the 2820 Broadway property includes excavation for installation of utilities, elevator pits, and footings. Excavation occurring in the eastern portion of the property will encounter soil impacted with petroleum hydrocarbons and lead. The deepest utility excavation in the eastern area, where soil impacts are present, is approximately 11 feet below current grade. The eastern elevator pit will be excavated to a maximum depth of 10.5 feet below current grade, with footings in the eastern elevator shaft, will have a maximum depth of 11.5 feet below current grade. Other footings in impacted areas include the will be excavated at the proposed building edges, with a maximum depth of 4.5 feet below current grade. Additionally, some soil will be generated during the removal of the existing trench basin. The anticipated extent and depths of excavation in impacted areas are shown in **Figures 9 and 10**.

Based on investigation data, soil to be excavated will be segregated and disposed of separately at three different types of permitted landfills as follows:

- Class I for soil classified as hazardous, either Federal RCRA hazardous waste (RCRA Hazardous) or State of California hazardous waste (non-RCRA hazardous);
- Class II for soil that is designated waste, and;
- Class III non-hazardous solid waste.

Segregation of the soil will be based on the existing investigation data and the estimated extents of impacts as shown on **Figures 9 and 10**.

Soil excavated from the impacted areas, in the eastern portion of the 2820 Broadway property includes soil that will be disposed of at Class I and Class II landfills. Shallow soil has been reported to contain levels of lead that will require disposal at a Class I landfill as hazardous waste. The area of lead impacts extends from the center of the eastern portion of the property, the vicinity of the trench basin and extends to the south eastern corner of the property. The depth of the lead impacts is limited to the top 4 feet, and in most areas is limited to the top 2 feet bgs. The shallow lead-impacted soil will be disposed of separately from the deeper soil with lesser impacts. Deeper soils, generally deeper than 4 feet bgs will qualify for disposal at a Class II landfill as designated waste; the deeper soil has non-hazardous levels of petroleum hydrocarbons and does not contain hazardous levels of lead or other metals.

At the western portion of the 2820 Broadway property, soil to be excavated during construction has no impacts requiring disposal of the soil as regulated waste. Therefore, this soil will be disposed of as non-hazardous solid waste at a Class III landfill.

Excavation will be overseen and guided by ATC based on the estimated extents of impacts shown on **Figures 9 and 10**. The soil will be direct loaded into transport trucks and transported to the appropriate disposal facility. Stockpiling of soil is not anticipated at this time.

**Figures 8 and 9** show generalized areas of potentially hazardous concentrations of lead and concentrations of petroleum hydrocarbons in soil.

#### APN 9-686-3 - 2855 Broadway

The proposed construction activities at 2855 Broadway will disturb soil during the excavation of a subterranean garage. The maximum depth of excavation will be approximately 23 feet below current grade. Based on the investigations conducted to date, all soil to be excavated at the 2855 Broadway property will qualify as non-hazardous solid waste. Therefore, soil will not require segregation. All soil will be disposed of at a Class III permitted landfill.

If soil is stockpiled at either property, the excavation contractor shall establish appropriate soil stockpile locations on the Site to properly segregate, cover, control dust, profile, and manage the excavated soil. At a minimum, stockpiled soil will be placed on top of one layer of 10-mil polyethylene sheeting (or equivalent), such as Visqueen. When stockpiled soil is not actively being handled, top sheeting will be adequately secured so surface areas are covered. Stockpiling activities must be in compliance with the site-specific SWPPP.

#### **6.7.2 STOCKPILE SAMPLING**

If needed, chemical testing of stockpiled soil will be performed to profile the soil for disposal. Soil profiling criteria depends on the proposed landfill location or off-site receiving facility. These procedures shall be established by the excavation contractor and coordinated with the proposed landfills prior to initiating soil excavation. ATC shall be provided documentation from the excavation contractor that the soil from the development project to the proposed acceptance facilities have been approved.

Typical soil profiling requirements for landfills are one four-point composite sample per 250 - 500 cubic yards to be disposed. If soil samples are required for analyses, the samples shall be collected using a hand-driven sampler with an inside diameter of two inches, lined with a clean stainless steel tube, and driven into the soil. The ends of the sample tube shall be covered with Teflon and sealed with plastic end-caps, and placed into an ice-chilled cooler until delivery under chain-of-custody protocol to a California-certified analytical laboratory. The soil samples collected from the stockpile shall be identified by using a progressive numbering sequence with the date of the sample collection and the location. All appropriate regulatory sampling methods, holding times, and detection limits shall be followed.

### 6.7.3 STOCKPILE SAMPLING

#### APN 9-865-69-1 - 2820 Broadway

Remedial action goals for the 2820 Broadway property are included for lead, which is the only COPC in soil exceeding ESLs. The remedial goal for lead is 320 mg/kg, and is based on the ESL from Table S-1 for Direct Exposure Human Health Risk Levels for Any Land Use/ Any Depth Soil Exposure for construction workers.

There are no remedial goals for groundwater for the 2820 Broadway property.

#### APN 9-686-3 - 2855 Broadway

There are no remedial goals for excavation at the 2855 Broadway property as no COPC's in soil exceed ESLs. Additionally, all vadose zone soil will be excavated across the entire footprint of the property.

There are no remedial goals for groundwater at the 2855 Broadway property.

### 6.7.4 VERIFICATION SAMPLING

In the area of the lead impacted soils, verification soil samples will be collected from the base and side walls of the excavation to verify that the lateral and vertical extent of the removal action meets the remedial action goals. Soil samples will generally be collected at 1 ft bgs and 4 ft bgs on the excavation sidewall at 50 foot lateral intervals. Additional samples may be collected at the discretion of ATC field personnel. Should additional excavation be necessary, excavation of sidewalls would be performed by extending the excavation a minimum of 1 foot into the sidewall, 5 feet to either side of the original sample that exceeded the cleanup goal and to the full depth of the excavation. Additional verification samples would be collected as follows: one sample would be collected directly behind the original sample in the new sidewall at the same depth and lateral location and one sample would be collected from the center of the base of the new excavation. The locations of selected samples could be adjusted by the field geologist based on field conditions, such as stained soil. Excavation boundaries and excavation depths measured across the excavations will be recorded.

A report presenting confirmation soil sampling and analytical results will be submitted to the ACEH for review and approval prior to the start of the construction of the final foundation system. The report will include description of the sampling methods, a scaled figure showing sampling locations, tabulated analytical results, and laboratory analytical reports.

### 6.7.5 SOIL DISPOSAL

Before soil disposal activities begin at the Site, the soil will be profiled using existing data and accepted into an appropriate landfill before soil is removed from the site. Soil profiling criteria will ultimately depend on the acceptance criteria of the facilities receiving the soil. In general, the soil will be classified in accordance with Federal (RCRA-TCLP) and California State (TITLE 22-STLC, TTLC) Hazardous Waste Criteria. ATC shall be provided documentation from the excavation contractor that the soil from the project to the proposed acceptance facilities have been approved. Any excavated soil profiled as Federal RCRA or State of California non-RCRA hazardous waste will be tracked using the Uniform Hazardous Waste Manifest System (USEPA Form 8700-22), as applicable. Soil not considered hazardous waste will be tracked using non-hazardous bills of lading. These two systems will be used to comply with appropriate state and local requirements.

The contractor will arrange for transportation of wastes off-site to the appropriate disposal facility using a permitted, licensed, and insured transportation company. Transporters of hazardous waste must meet the requirements of 40 CFR 263 and 22 CCR 66263. Trucks transporting bulk hazardous waste will be properly lined and covered with compatible materials.

Manifests and bills of lading will be provided to ATC during the excavation activities. The final destination of wastes transported off-site will be documented in the Soil Management Completion Report. Copies of uniform hazardous waste manifests signed by the designated waste disposal facility will be retained for at least five years from the date the waste was accepted by the initial transporter.

At this time, the proposed regulated landfills for the Federal RCRA and State of California non-RCRA hazardous waste may include Clean Harbor's Buttonwillow Landfill in Buttonwillow, California, Waste Management's Kettleman City Landfill in Kettleman City, California or ECDC Environmental Landfill in East Carbon, Utah. The Class II designated waste may be disposed at Waste Management's Altamont landfill in Livermore, California. The Class III non-hazardous solid waste may be disposed of at Potrero Hill landfill in Fairfield, California. Other permitted landfills may be used depending on acceptance and availability at the time of construction.

## **6.8 DUST CONTROL AND AIR MONITORING**

When soil is disturbed and released into the air, a route of exposure, via inhalation, could occur to workers and the general public the site vicinity. Therefore, mitigation measures to control the release of construction related dust and associated organic vapors are to be implemented. The construction contractor will minimize the generation of airborne dust within the excavation site and off-site. In addition the Site HASP will contain property-specific air and dust monitoring action levels, property specific dust control measures, and work stoppage provisions that will be followed during construction activities in addition to those described in the Plan.

### **6.8.1 Dust Control**

During the physical excavation and soil disturbance activities such as digging, soil movement, and relocation, best management practices will be used to minimize dust generation. Additionally, dust control will be implemented to minimize generation of dust and the potential off-site migration of chemicals in site soil. Dust control measures at a minimum will include:

- Covering soil stockpiles with plastic sheeting.
- Watering uncovered ground surface at the Site utilizing a water spray truck and/or hose from a nearby hydrant; use of water will be limited to prevent runoff.
- Misting or spraying of soil during excavation and loading.
- Minimize soil drop height from an excavator's bucket onto soil piles or into transport trucks.
- Emplacement of gravel and/or rumble plates on Site access roads.
- Cleaning vehicle tires prior to leaving the site by utilizing a wheel washer or manually sweeping vehicle tires.
- Covering loads on trucks hauling soil from the Site.
- Monitoring visible dust during excavation and subsurface demolition.
- Windbreaks, as necessary.
- Limited/phased excavation areas to reduce dust generation, as needed.
- Reducing vehicle speed on-Site. Vehicle speed shall not exceed five (5) miles per hour (mph).
- Street sweeping adjacent public and private streets, as needed.
- Suspending excavation or other dust-producing activities if wind speeds exceed twenty (20) mph.

### **6.8.2 On-Site Ambient Air Monitoring**

To prevent exposure to hazardous work conditions and to aid in the selection of personal protective equipment (PPE), airborne monitoring for the presence of total volatile organic compounds (VOCs) and total and respirable dust will occur during work activities at the Site.

Site perimeter ambient air and personal operator breathing zone (OBZ) monitoring will be conducted. Four ambient air monitoring locations at the perimeter of the site will be set up, one in each direction. The speed and direction of the wind flow will be determined throughout the workday to identify upwind and downwind parameters that may influence occupational and environmental exposures. In addition, temperature and

relative humidity readings will be documented with a datalogging and direct reading indoor air quality meter to determine their possible effects on the VOC levels.

Portable photoionization detectors (PIDs) with datalogging and direct reading features will be used to measure total ambient non-specific organic gases and vapors at the perimeter locations. Readings will be adjusted, with appropriate correction factors to address COPCs specific to the 2820 and 2855 properties. A personal datalogging PID monitor will be used to represent the excavator operator's occupational exposure to total VOCs in the OBZ.

Airborne and personal nuisance particulates, total and respirable, not otherwise regulated, will be monitored with datalogging direct reading aerosol monitors. A worst case scenario will be applied to the personal total dust results, by conducting a comparison to the contaminant specific PELs for metals as determined by the CIH. In addition, personal airborne As and Ni will be collected with sampling devices/collectors for a minimum of two work shifts and their specific concentrations analytically determined and compared with the contaminant PELs and the worst case scenario results from the aerosol monitors.

The OBZ results will be compared to the adopted Cal/OSHA permissible exposure limits as found in Title 8, California Code of Regulations (CCR-T8) for occupational exposures.

The ambient environmental air results will be compared to the following as appropriate:

- California and National Ambient Air Quality Standards (CAAQS and NAAQS) for environmental particulates, and
- California Department of Toxic Substance Control (DTSC), Human and Ecological Risk Office (HERO), Human Health Risk Assessment (HHRA), Note Number 3, DTSC-modified Screening Levels (DTSC-SLs), Table 3 (Screening Levels in Air).

Monitors will use the datalogging mode with 5 minute logging intervals and an audible general alarm initially set at 0.5 ppm; the action level for benzene or 0.005 milligram per cubic meter of total dust as arsenic for indicating the need to initiate response actions during the work activities. The logged data will be evaluated daily to determine personal exposure assessment, for upgrading of PPE and/or for making changes in work practices. If PPE requires upgrading, the alarm levels for the monitors will be adjusted to a higher level appropriate for the additional protection factor provided by the PPE. At any time the monitoring equipment appears to have erratic readings, re-calibration or bump-testing shall be performed.

Monitoring Equipment (proposed)		
	VOC	Dust
Ambient, stationary	RAE MiniRAE 3000 PID	TSI 8530 DustTrak DRX
Ambient, mobile	ppb RAE 3000 PID	
Personal	Ion Science, Cub PID	TSI AM520 SidePak
		Personal sampling pump & media (metals)

### 6.8.3 Worker Personal Air Monitoring

The dust and organic vapor generation at the site will be monitored in the OBZ of certain site workers with the potential for exposure to dust and vapor ( e.g. excavator operator) during his/her entire work shift for the entire duration of the project or until collected data suggests that exposures are not a health or safety concern. Personnel to be monitored will be determined by the CIH.

A personal dust monitor such as a TSI SidePak AM520 or equivalent will be used to log airborne concentrations for total and respirable (particulate materials, PM10 and PM 2.5). To address the specific airborne contaminants with unique regulations, site-specific COPCs will be sampled in the OBZ with personal sampling pumps, calibrated to a flowrate of 2 liters per minute, attached to 0.8 micron mixed cellulose ester filters. The monitoring will be conducted for two - four hour shifts, AM and PM. The sampled filters along with a field blank, which identifies possible mishandling, will be submitted to an American Industrial Hygiene Association (AIHA) accredited industrial hygiene laboratory for site-specific COPC analyses by inductively coupled argon plasma, atomic emission spectroscopy (ICP-AES) using method NIOSH 7300.

A personal PID such as an Ion Science, Cub, or equivalent will be used to log airborne concentrations of total volatile organic chemicals. Data points will be integrated every five (5) minutes and will average the exposure during that duration. At the end of each work shift, the data will be downloaded. Correction factors will be applied to the VOC results to adjust for site-specific VOCs as determined by the CIH. All results will be compared to the respective occupational PELs. The results will be also used to determine the appropriateness of the personal protective equipment, in particular respiratory protection, and work practices.

In addition, both personal monitors are equipped with audible alarms set to indicate possible real time unsafe working conditions. When an alarm is audible for 5 continuous minutes or more, the excavator operator will enact the following response actions:

- Stop work,
- Exit the site and move to a location with fresh air, such as upwind of the work area.

The operator will not resume work activities until after all perimeter monitor levels for the alarmed concern have been checked and ensured their alarms are not audible. If alarm(s) continues beyond 5 minutes, additional work practice for dust suppression, such as the misting of the soil with water, should be initiated until the alarm ceases. Since the aerosol monitor can detect aerosolized water vapor, care should be used when misting in the vicinity of the monitoring locations, so as to not inadvertently activate the alarms.

#### **6.8.4 Site Perimeter Air Monitoring**

Dust and organic vapor generation at the site will also be monitored at the periphery of the work site at four (4) locations during each work shift throughout the entire duration of the excavation project or until collected data suggests exposures are not a health or safety concern. TSI 8533 DustTrak DRX datalogging aerosol monitors and RAE MiniRAE 3000 PID or the equivalent will be set up so airborne particulate and organic vapor data are collected, respectively, from all directions of the worksite (north, south, east and west).

A tripod enclosure assembly with the monitors will be set up at each site to sample at a height of about 5 feet to simulate a standing individual's breathing zone. The particulate and organic vapor results will be compared to environmental CAAQS and NAAQS and DTSC-SLs, respectively. The results will be used to determine the appropriateness of the work practices and dust suppression methods used.

In addition, both monitors are equipped with audible alarms set to indicate possible real time unsafe working conditions. When an alarm is audible for 5 continuous minutes or more at any of the monitoring locations, the following response actions will be enacted:

- Stop work,
- Exit the site and move to a location with fresh air, such as upwind of the work area.

No work activities will resume until all perimeter monitors have been checked and their alarms are silent. If alarm(s) continues beyond 5 minutes, additional work practice for dust suppression, such as the misting of the soil with water, should be initiated until the alarm ceases. Since the aerosol monitor can detect aerosolized water vapor, care should be used when misting in the vicinity of the monitoring locations, so as to not inadvertently activate the alarms.

During the excavation of the soil, a hand-held PID capable of detection in the ppb range such as a "ppb RAE 3000 PID", will be used to survey the total airborne VOC concentration to confirm the sufficiency of the excavation activities.

#### **6.8.5 Personal Protective Equipment and Hygiene**

Although the hierarchy of controlling occupational exposure to airborne contaminants utilizes engineering controls first, followed by administrative controls, the use of personal protective equipment (PPE) is often needed when the other control methods are not feasible to sufficiently minimize exposure, during the installation of engineering controls or until monitoring of the operation can be performed to identify the need for controls.



Prior to the beginning of the excavation activities, all site employees must have documentation of his/her ability of wearing respiratory protection and the requirements for training and fit-testing as defined in T8-5144 have been met.

At the beginning of the excavation activities, all site employees will be donned in Level D PPE. In addition, any employee working directly with/in soil shall be double gloved, nitrile and work gloves. The interior nitrile gloves shall be disposed of after each use, not to be reused. The outer work glove may be reused, as long as, the interior surfaces have not come in direct contact with the soil. Due to possible skin irritation from direct contact pathway, skin absorption pathway, and inhalation/ingestion pathways fore exposure to COPCs identified in the soil and/or groundwater, good personal hygiene practices shall be used, such as thorough washing of hands and face with warm soapy water prior to eating or smoking, no touching of the face/mouth with gloves donned, bagging of removed soil contaminated clothing/shoes.

If the evaluation of the daily logged data suggests action levels were exceeded during the work shift, the level of PPE will be upgraded and work practices evaluated for their effectiveness in controlling exposures.

Level D:

- Work uniform - Long pants and shirt with sleeves (no tank tops)
- Disposable nitrile (inner) gloves
- Outer work gloves
- Chemical resistant boots with steel toe
- Safety glasses with side shields or Vented goggles
- High visibility reflective vest
- Hard hat
- Hearing protection (depending on working conditions)

Level C: (in addition to Level D), based on daily monitoring results

- Half- or Full-face air purifying respirator, with HEPA and/or OV cartridges
- Disposable, hooded, chemical resistant clothing
- Disposable boot covers

## **6.9 ODOR CONTROL PLAN**

When needed, odor suppression measures will be implemented by the General Contractor to minimize odor during excavation activities. Minimization of odors during excavation activities include, but are not limited to, limiting the area of open excavations, shrouding open excavations with tarps and other covers, limiting soil excavation or loading to times when meteorological conditions are conducive to conducting operations (e.g., the predominant wind direction does not direct vapors or odors toward a sensitive receptor), use of foams to cover exposed odorous soil and rock material, use of chemical odorants in spray or misting systems (i.e. Simple Green, ODEX, or Biosolve), and use of staff to monitor odors in surrounding area.

## **6.10 STORM WATER POLLUTION CONTROLS**

Storm water pollution controls will be implemented to minimize storm water runoff and sediment transport from the Site. A Storm Water Pollution Prevention Plan (SWPPP) will be prepared by BKF Engineers, a Qualified SWPPP Developer. The SWPPP will identify Best Management Practices (BMPs) for activities as specified by the California Storm Water Best Management Practices Handbook (Stormwater Quality Task Force, 1993) and/or the Manual of Standards for Erosion and Sediment Control Measures (ABAG, 1995). The SWPPP will include protocols (i.e. earth dikes and drainage swales) to control storm water contact with, or runoff from lead and petroleum impacted soil during wet weather conditions.

## **6.11 GROUNDWATER MANAGEMENT**

This section discussed the management procedure for storm water and groundwater from dewatering during the redevelopment.

### **6.11.1 GROUNDWATER GENERATION, SAMPLING, AND DISPOSAL**

Based on the means and methods employed by the general contractor, ATC has provided two potential scenarios for handling of encountered groundwater and nuisance storm water.

Based on the depth of excavation at the 2855 Broadway property, dewatering will be necessary during the redevelopment. Dewatering is only anticipated for the 2855 property at this time. Dewatering by extraction and direct discharge will be performed by installation and extraction from dewatering wells. The discharge must be performed in accordance with appropriate regulatory requirements and will require a permit from the local municipality or appropriate agency. Treatment and/or filtering including, but not limited to, settling tanks and filter sand filter media, will be performed prior to discharge of extracted water to the storm sewer.

#### *Dewatering Using Containment and Off-Site Disposal (For Ponding or Smaller Utility Trenches, if needed)*

Though not anticipated at this time, if management of storm water ponding and/or low volume trench dewatering is necessary, dewatering using containment methods can be performed by pumping water into a holding tank on-Site (e.g. Baker Tank). The water in the tank will be allowed to settle for at least 24 hours, then a representative profile sample will be collected to determine proper disposal.

### **6.11.2 SURFACE WATER MANAGEMENT, SAMPLING, AND DISPOSAL**

During redevelopment at the both 2820 and 2855 Broadway, rainwater may become “ponded” in areas being graded or excavated, in utility trenches, or elsewhere during redevelopment activities. The ponded rainwater will be collected by pumps into a holding tank on-Site (e.g. Baker Tank) and/or other suitable containers and temporarily stored on-site. Representative sampling of the collected rainwater will be analyzed for one or more of the following COPCs based on the chemical use history at the Site and results of prior groundwater investigations.

## **6.12 MITIGATION MEASURES FOR FUTURE USE**

Due to the presence of the VOCs in groundwater from releases originating from off-site, mitigation measures to protect future occupants have been added to the redevelopment/construction design at both the 2820 Broadway property and the 2855 Broadway property. Based on the site assessment, the only potential health risk identified for future use is potential vapor intrusion risks related to VOCs migrating onto the Site. Measures to mitigate potential vapor intrusion risks at each property are described in the following sections.

### **6.12.1 VAPOR MITIGATION AT APN 9-865-69-1 - 2820 BROADWAY**

At 2820 Broadway, concentrations of benzene and TCE migrating in groundwater onto the property from off-site are currently above ESL for vapor intrusion risk. Note that the impacts posing a potential vapor intrusion risk are limited to the eastern half of the 2820 Broadway.

The design of the future structure in the eastern half of 2820 Broadway consists of vehicle parking on the first two levels above grade followed by multiple floors of residential units from the 3<sup>rd</sup> floor and above. The two levels of conditioned parking garage space are considered to form considerable buffer for any potential vapor intrusion to residential occupants. There are two elevator shafts in the building design, one the middle of the western portion of the property, and one in the northeastern corner of the western portion of the property. The bottoms of the elevator shafts will be below grade, but above the groundwater interface. The elevator shafts are considered a possible conduit for vapor intrusion to the upper residential floors, therefore to mitigate the vapor intrusion risk, a vapor barrier will be installed in the base of the two proposed elevator shafts during construction. The vapor barrier will consist of a field installed composite waterproofing and gas vapor barrier that is comprised of a water-based Polymer Modified Asphalt (PMA) membrane applied to the back of a HDPE core and polypropylene fabric drainage composite which provides the durability and chemical resistance of HDPE with the constructability and installation efficiencies of a PMA. A product specification sheet, vapor barrier plan drawing, and application specification for the proposed barrier are included in **Appendix E**.

### 6.12.2 VAPOR MITIGATION AT APN 9-686-3 - 2855 BROADWAY

At 2855 Broadway, carbon tetrachloride concentrations reported in groundwater are above the ESL for vapor intrusion risk. No other COPCs exceeding ESLs for vapor intrusion have been identified.

The building to be constructed on this property encompasses the entire property footprint and includes a ventilated subterranean parking garage that extends approximately 25 feet below grade, into groundwater. The first level above grade will consist of commercial units. Above the first level will be multiple levels of residential units. The building will have one elevator shaft at the northern border of the property. The bottom of elevator shaft will be at approximately 23 feet below grade, the same depth as the bottom of the subterranean garage. A spray on waterproofing and vapor barrier will be installed enveloping the entire subterranean portion of the building. The vapor barrier will consist of a field installed composite waterproofing and gas vapor barrier that is comprised of a water-based Polymer Modified Asphalt (PMA) membrane applied to the back of a HDPE core and polypropylene fabric drainage composite which provides the durability and chemical resistance of HDPE with the constructability and installation efficiencies of a PMA. A product specification sheet for the proposed barrier is included in **Appendix D**.

### 6.13 CONTINGENCY PROCEDURES

In the event of encountering an environmental contingency situation (such as a sign of unknown chemical contamination in soil, the presence of a UST, or unknown underground piping) during construction, the contractor will immediately suspend all work at the area where the situation is observed, and notify the client. ATC will evaluate and make recommendations to the construction contractor regarding implementation of appropriate response actions to address such a contingency, and if necessary, will notify the ACEH regarding the situation and the proposed response actions.

The following tasks should be implemented during soil excavation if unknown historical subsurface features and/or unanticipated hazardous materials are encountered. These may include unaccounted for underground storage tanks (USTs) and associated product lines, sumps, and/or vaults, and soil with significant odors and/or stains:

- Stop work in the area where the suspected material/feature is encountered and cover with plastic sheets if odor and staining are present.
- Notify the General Contractor's site safety officer and site superintendent. The General Contractor will request ATC conduct an inspection and will consult with ATC regarding appropriate follow-up actions in the suspect area. ATC will notify the ACEH and CUPA (if needed) of Site conditions that indicate a material threat to human health or the environment.
- Review the existing health and safety plan for revisions, if necessary, and have appropriately trained personnel on-site to work with the affected material/feature, once directed by the General Contractor.

If necessary, notifications will be performed, permits will be in place prior to subsurface feature removals, and permit conditions will be followed.

If a UST, product line, sump, or vault is found, the ACEH and/or ACEH CUPA will be notified and an appropriately licensed contractor will properly remove and dispose of the material/feature. Proper permits and notifications should be in place prior to removal of the UST. If soil staining is observed, the affected soil will be stockpiled in accordance with section 6.7.1 of the plan on plastic sheets and covered with plastic sheets. ATC will perform soil sampling and analyses in accordance with ACEH and ACEH CUPA requirements. ATC will collect and analyze soil samples to determine proper disposal of the material/feature, the extent of the impact, if any, associated with the material/feature, and that any impacted material has been appropriately assessed and removed. Soil sampling frequency will be determined through discussions with the ACEH and/or the ACEH CUPA. At a minimum, soil will be collected at 20 foot linear horizontal and 5 foot vertical intervals. In the case of piping, samples will be collected beneath joints, elbows or points of suspect integrity.

## **7.0 SOIL AND GROUNDWATER MANAGEMENT COMPLETION REPORT**

Following completion of the activities, a report will be prepared and submitted to ACEH to summarize the soil and groundwater management activities, vapor intrusion mitigation, monitoring and sampling results, and any subsequent investigative or removal activities completed during redevelopment.

This report will present a chronology of the construction events, a summary of monitoring and analytical data, a copy of manifests from the Site, documentation of vapor barrier installation, and a description of soil and groundwater management activities at the Site. The report will also contain laboratory analytical results and figures, as appropriate. The report will also summarize any residual contaminants left in place on the Site after completion of redevelopment activities and document soil handling procedures in accordance with this Plan.

## **8.0 MODIFICATIONS TO THE SOIL MANAGEMENT PLAN**

Modifications to the Plan may be needed as Site conditions and/or building plans change. Additionally, as implementation of the redevelopment and Plan proceeds, the Broadstone on Broadway, LLC and ACEH may request revisions to the Plan, including those related to the soil and/or groundwater at specified locations within the Site. An amendment to the SMGP will be generated to document changes.

## **9.0 LIMITATIONS**

This Plan was prepared on behalf of Broadstone on Broadway, LLC and is specific to the 2820 and 2855 Broadway Site. It was prepared in accordance with generally accepted professional engineering and environmental consulting practices existing at the time this report was prepared and applicable to the location of the site. The opinions and conclusions are based on the data and are specific to the Site.

## TABLES



**TABLE 1**  
**Summary of Soil Laboratory Analytical Data - Organics**  
 2820 and 2855 Broadway  
 Oakland, CA

Sample ID	Sample Depth (ft bgs)	Sample Date	TPHg (mg/kg)	TPHd (mg/kg)	TPHo (mg/kg)	Benzene (mg/kg)	Toluene (mg/kg)	Ethyl benzene (mg/kg)	Total Xylenes (mg/kg)	MTBE (mg/kg)	cis-1,2-Dichloroethene (mg/kg)	Trichloroethene (TCE) (mg/kg)	Naphthalene (mg/kg)	Carbon Tetrachloride (mg/kg)	Chloroform (mg/kg)	Other VOCs * (mg/kg)
<b>SOIL ESLs (mg/kg) <sup>1</sup></b>																
Direct Exposure Human Health Risk Levels (Table S-1). Any Land Use/ Any Depth Soil Exposure: Construction Worker			2,700	850	31,000	24	4,100	480	2,300	3,700	79	22	76	13	32	NL
<b>2820 Broadway</b>																
SB7-12.0	12	4/8/2015	<1.0	<1.0	<5.0	<0.0050	<0.0050	<0.0050	<0.0050	<0.0050	<0.0050	<0.0050	<0.0050	<0.0050	<0.0050	<0.0050
SB8-12.0	12	4/8/2015	<1.0	<b>1.2</b>	<5.0	<0.0050	<0.0050	<0.0050	<0.0050	<0.0050	<0.0050	<0.0050	<0.0050	<0.0050	<0.0050	<0.0050
SB9-4.0	4	4/8/2015	<b>3.5</b>	<b>22</b>	<b>180</b>	<0.0050	<0.0050	<0.0050	<0.0050	<0.0050	<0.0050	<0.0050	<0.0050	<0.0050	<0.0050	<0.0050
SB10-4.0	4	4/8/2015	<b>2.4</b>	<b>70</b>	<b>340</b>	<0.0050	<0.0050	<0.0050	<0.0050	<0.0050	<0.0050	<0.0050	<0.0050	<0.0050	<0.0050	<0.0050
SB11-12.0	12	4/8/2015	<1.0	<1.0	<5.0	<0.0050	<0.0050	<0.0050	<0.0050	<0.0050	<0.0050	<0.0050	<0.0050	<0.0050	<0.0050	<0.0050
B1-5'	5	09/19/15	<0.230	<b>3.1</b>	<49	<0.0046	<0.0046	<0.0046	<0.0092	<0.0046	<0.0046	<0.0046	<0.0092	<0.0046	<0.0046	ND
B1-10'	10	09/19/15	<0.240	<b>1.2</b>	<50	<0.0048	<0.0048	<0.0048	<0.0096	<0.0048	<0.0048	<0.0048	<0.0096	<0.0048	<0.0048	ND
B1-15'	15	09/19/15	<0.240	<b>1.3</b>	<50	<0.0049	<0.0049	<0.0049	<0.0098	<0.0049	<0.0049	<0.0049	<0.0098	<0.0049	<0.0049	ND
B3-5'	5	09/19/15	<0.250	<b>2.8</b>	<50	<0.0050	<0.0050	<0.0050	<0.0098	<0.0050	<0.0050	<0.0050	<0.0098	<0.0050	<0.0050	ND
B3-10'	10	09/19/15	<0.250	<b>4.3</b>	<50	<0.0049	<0.0049	<0.0049	<0.0099	<0.0049	<0.0049	<0.0049	<0.0099	<0.0049	<0.0049	ND
B3-15'	15	09/19/15	<0.250	<0.99	<50	<0.0050	<0.0050	<0.0050	<0.010	<0.0050	<0.0050	<0.0050	<0.010	<0.0050	<0.0050	ND
B3-20'	20	09/19/15	<0.250	<0.99	<49	<0.0050	<0.0050	<0.0050	<0.0099	<0.0050	<0.0050	<0.0050	<0.0099	<0.0050	<0.0050	ND
B3-24'	24	09/19/15	<0.250	<b>1.8</b>	<50	<0.0050	<0.0050	<0.0050	<0.0099	<0.0050	<0.0050	<0.0050	<0.0099	<0.0050	<0.0050	ND
B17	na	11/05/15	Collected groundwater sample only. No soil samples collected.													
B18-8'	8	11/05/15	<0.250	<1.0	<5.0	<0.0050	<0.0050	<0.0050	<0.0050	<0.0050	<0.0050	<0.0050	<0.0050	<0.0050	<0.0050	ND
B18-12'	12	11/05/15	<0.250	<1.0	<5.0	<0.0050	<0.0050	<0.0050	<0.0050	<0.0050	<0.0050	<0.0050	<0.0050	<0.0050	<0.0050	ND
B18-16'	16	11/05/15	<0.250	<1.0	<5.0	<0.0050	<0.0050	<0.0050	<0.0050	<0.0050	<0.0050	<0.0050	<0.0050	<0.0050	<0.0050	ND
B18-20'	20	11/05/15	<0.250	<1.0	<5.0	<0.0050	<0.0050	<0.0050	<0.0050	<0.0050	<0.0050	<0.0050	<0.0050	<0.0050	<0.0050	ND
B18-24'	24	11/05/15	<0.250	<1.0	<5.0	<0.0050	<0.0050	<0.0050	<0.0050	<0.0050	<0.0050	<0.0050	<0.0050	<0.0050	<0.0050	ND
B19-8'	8	11/06/15	<0.250	<1.0	<5.0	<0.0050	<0.0050	<0.0050	<0.0050	<0.0050	<0.0050	<0.0050	<0.0050	<0.0050	<0.0050	ND
B19-12'	12	11/06/15	<0.250	<1.0	<5.0	<0.0050	<0.0050	<0.0050	<0.0050	<0.0050	<0.0050	<0.0050	<0.0050	<0.0050	<0.0050	ND
B19-16'	16	11/06/15	<0.250	<1.0	<5.0	<0.0050	<0.0050	<0.0050	<0.0050	<0.0050	<0.0050	<b>0.016</b>	<0.0050	<0.0050	<0.0050	ND
B19-20'	20	11/06/15	<0.250	<1.0	<5.0	<0.0050	<0.0050	<0.0050	<0.0050	<0.0050	<0.0050	<0.0050	<0.0050	<0.0050	<0.0050	ND
B19-24'	24	11/06/15	<0.250	<1.0	<5.0	<0.0050	<0.0050	<0.0050	<0.0050	<0.0050	<0.0050	<0.0050	<0.0050	<0.0050	<0.0050	ND
B20-8'	8	11/06/15	<0.250	<1.0	<5.0	<0.0050	<0.0050	<0.0050	<0.0050	<0.0050	<0.0050	<0.0050	<0.0050	<0.0050	<0.0050	ND
B20-10'	10	11/06/15	<b>3.3</b>	<b>8.6</b>	<b>15</b>	<0.0050	<0.0050	<0.0050	<0.0050	<0.0050	<0.0050	<0.0050	<0.0050	<0.0050	<0.0050	sec-Butyl benzene - <b>0.0092</b>
B20-12'	12	11/06/15	<b>3.6</b>	<b>9.7</b>	<b>19</b>	<0.0050	<0.0050	<0.0050	<0.0050	<0.0050	<0.0050	<0.0050	<0.0050	<0.0050	<0.0050	ND
B20-16'	16	11/06/15	<0.250	<1.0	<5.0	<0.0050	<0.0050	<0.0050	<0.0050	<0.0050	<0.0050	<0.0050	<0.0050	<0.0050	<0.0050	ND
B20-19'	19	11/06/15	<0.250	<1.0	<5.0	<0.0050	<0.0050	<0.0050	<0.0050	<0.0050	<0.0050	<0.0050	<0.0050	<0.0050	<0.0050	ND
B20-24'	24	11/06/15	<0.250	<1.0	<5.0	<0.0050	<0.0050	<0.0050	<0.0050	<0.0050	<0.0050	<0.0050	<0.0050	<0.0050	<0.0050	ND
B21-3'	3	11/06/15	<b>40</b>	<b>680</b>	<b>3,100</b>	<0.0050	<0.0050	<0.0050	<0.0050	<0.0050	<0.0050	<0.0050	<0.0050	<0.0050	<0.0050	ND
B22-8'	8	11/06/15	<0.250	<1.0	<5.0	<0.0050	<0.0050	<0.0050	<0.0050	<0.0050	<0.0050	<0.0050	<0.0050	<0.0050	<0.0050	ND
B22-12'	12	11/06/15	<0.250	<1.0	<5.0	<0.0050	<0.0050	<0.0050	<0.0050	<0.0050	<0.0050	<0.0050	<0.0050	<0.0050	<0.0050	ND
B22-16'	16	11/06/15	<0.250	<1.0	<5.0	<0.0050	<0.0050	<0.0050	<0.0050	<0.0050	<0.0050	<b>0.0062</b>	<0.0050	<0.0050	<0.0050	ND
B22-21'	21	11/06/15	<0.250	<1.0	<5.0	<0.0050	<0.0050	<0.0050	<0.0050	<0.0050	<0.0050	<0.0050	<0.0050	<0.0050	<0.0050	ND



**TABLE 1**  
**Summary of Soil Laboratory Analytical Data - Organics**  
 2820 and 2855 Broadway  
 Oakland, CA

Sample ID	Sample Depth (ft bgs)	Sample Date	TPHg	TPHd	TPHo	Benzene	Toluene	Ethyl benzene	Total Xylenes	MTBE	cis-1,2-Dichloroethene	Trichloroethene (TCE)	Naphthalene	Carbon Tetrachloride	Chloroform	Other VOCs *
			(mg/kg)	(mg/kg)	(mg/kg)	(mg/kg)	(mg/kg)	(mg/kg)	(mg/kg)	(mg/kg)	(mg/kg)	(mg/kg)	(mg/kg)	(mg/kg)	(mg/kg)	(mg/kg)
<b>SOIL ESLs (mg/kg) <sup>1</sup></b>																
Direct Exposure Human Health Risk Levels (Table S-1). Any Land Use/ Any Depth Soil Exposure: Construction Worker			2,700	850	31,000	24	4,100	480	2,300	3,700	79	22	76	13	32	NL
<b>2820 Broadway</b>																
B23	na	11/6/15	Collected groundwater sample only. No soil samples collected.													
B27-2'	2	07/07/16	4.61 <sup>†</sup>	74	113	<0.0044	<0.0044	<0.0044	<0.0088	<0.0044	<0.0044	<0.0044	<0.0044	<0.0044	<0.0044	Acetone - <b>0.213</b> <b>0.0383</b>
B27-4'	4	07/07/16	0.909	7.55	13.3	<0.0049	<0.0049	<0.0049	<0.0097	<0.0049	<0.0049	<0.0049	<0.0049	<0.0049	<0.0049	Acetone - <b>0.0833</b>
B27-10'	10	07/07/16	97.3 <sup>†</sup>	11.5	9.11	<0.25	<0.25	<0.25	<0.49	<0.25	<0.25	<0.25	<0.25	<0.25	<0.25	ND
B27-15'	15	07/07/16	1.23	<3.3	<3.3	0.0316	<0.0049	0.0067	<0.0097	<0.0049	<0.0049	<0.0049	<0.0049	<0.0049	<0.0049	ND
B28-2'	2	07/07/16	<0.087	33.2	81.2	<0.0043	<0.0043	<0.0043	<0.0087	<0.0043	<0.0043	<0.0043	<0.0043	<0.0043	<0.0043	ND
B28-4'	4	07/07/16	<0.087	<6.6	25.2	<0.0043	<0.0043	<0.0043	<0.0087	<0.0043	<0.0043	<0.0043	<0.0043	<0.0043	<0.0043	ND
B28-10'	10	07/07/16	<0.094	<3.3	<3.3	<0.0047	<0.0047	<0.0047	<0.0094	<0.0047	<0.0047	<0.0047	<0.0047	<0.0047	<0.0047	ND
B28-15'	15	07/07/16	1,570 <sup>†</sup>	<3.3	<3.3	<1.2	8.9	6.6	40.1	<1.2	<1.2	<1.2	1.21	<1.2	<1.2	Isopropylbenzene - <b>1.94</b> n-Propylbenzene - <b>2.44</b> 1,2,4-Trimethylbenzene - <b>11.2</b> 1,3,5-Trimethylbenzene - <b>3.83</b>
B28-20'	20	07/07/16	1.17	<3.3	<3.3	<0.0045	0.0092	0.0066	0.0423	<0.0045	<0.0045	<0.0045	0.0052	<0.0045	<0.0045	Acetone - <b>0.0454</b> 1,2,4-Trimethylbenzene - <b>0.0136</b>
B28-25'	25	07/07/16	0.104	<3.3	<3.3	<0.0047	<0.0047	<0.0047	<0.0093	<0.0047	<0.0047	<0.0047	<0.0047	<0.0047	<0.0047	ND
B29-2'	2	07/07/16	81.2 <sup>†</sup>	35.4	36.6	<0.23	<0.23	0.288	0.648	<0.23	<0.23	<0.23	1.68	<0.23	<0.23	n-Butylbenzene - <b>0.353</b> Isopropylbenzene - <b>0.434</b> n-Propylbenzene - <b>0.691</b> 1,2,4-Trimethylbenzene - <b>1.5</b> 1,3,5-Trimethylbenzene - <b>0.707</b>
B29-4'	4	07/07/16	188 <sup>†</sup>	40.8	54.0	<0.24	<0.24	0.436	0.704	<0.24	<0.24	<0.24	0.486	<0.24	<0.24	n-Butylbenzene - <b>0.304</b> Isopropylbenzene - <b>0.487</b> n-Propylbenzene - <b>0.653</b> 1,2,4-Trimethylbenzene - <b>1.34</b> 1,3,5-Trimethylbenzene - <b>0.765</b>
B29-10'	10	07/07/16	864 <sup>†</sup>	17.2	<3.3	0.884	<0.56	6.86	18.9	<0.56	<0.56	<0.56	1.0	<0.56	<0.56	Isopropylbenzene - <b>1.37</b> n-Propylbenzene - <b>1.69</b> 1,2,4-Trimethylbenzene - <b>8.13</b> 1,3,5-Trimethylbenzene - <b>2.38</b>
B29-15'	15	07/07/16	378 <sup>†</sup>	<3.3	<3.3	0.937	1.62	1.93	8.69	<0.22	<0.22	<0.22	0.226	<0.22	<0.22	Isopropylbenzene - <b>0.383</b> n-Propylbenzene - <b>0.406</b> 1,2,4-Trimethylbenzene - <b>1.69</b> 1,3,5-Trimethylbenzene - <b>0.625</b>
B29-20'	20	07/07/16	<4.8	6.43	<3.3	0.296	<0.24	<0.24	<0.48	<0.24	<0.24	<0.24	<0.24	<0.24	<0.24	ND
B29-25'	25	07/07/16	<0.093	<3.3	<3.3	<0.0047	<0.0047	<0.0047	<0.0093	<0.0047	<0.0047	<0.0047	<0.0047	<0.0047	<0.0047	ND
B30-2'	2	07/08/16	<0.099	89.8	221	<0.005	<0.005	<0.005	<0.0099	<0.005	<0.005	<0.005	<0.005	<0.005	<0.005	ND



**TABLE 1**  
**Summary of Soil Laboratory Analytical Data - Organics**  
 2820 and 2855 Broadway  
 Oakland, CA

Sample ID	Sample Depth (ft bgs)	Sample Date	TPHg (mg/kg)	TPHd (mg/kg)	TPHo (mg/kg)	Benzene (mg/kg)	Toluene (mg/kg)	Ethyl benzene (mg/kg)	Total Xylenes (mg/kg)	MTBE (mg/kg)	cis-1,2-Dichloroethene (mg/kg)	Trichloroethene (TCE) (mg/kg)	Naphthalene (mg/kg)	Carbon Tetrachloride (mg/kg)	Chloroform (mg/kg)	Other VOCs * (mg/kg)
<b>SOIL ESLs (mg/kg) <sup>1</sup></b>																
Direct Exposure Human Health Risk Levels (Table S-1). Any Land Use/ Any Depth Soil Exposure: Construction Worker			2,700	850	31,000	24	4,100	480	2,300	3,700	79	22	76	13	32	NL
<b>2820 Broadway</b>																
B30-4'	4	07/08/16	<0.097	<b>4.16</b>	<b>9.4</b>	<0.0048	<0.0048	<0.0048	<0.0097	<0.0048	<0.0048	<0.0048	<0.0048	<0.0048	<0.0048	ND
B30-5'	5	07/08/16	<0.099	<b>23.9</b>	<b>67.5</b>	<0.0049	<0.0049	<0.0049	<0.0099	<0.0049	<0.0049	<0.0049	<0.0049	<0.0049	<0.0049	ND
B30-10'	10	07/08/16	<b>13</b>	<b>3.89</b>	<b>3.98</b>	<0.22	<0.22	<0.22	<0.45	<0.22	<0.22	<0.22	<0.22	<0.22	<0.22	ND
B30-15'	15	07/08/16	<b>61.8</b>	<b>363</b>	<b>149</b>	<0.21	<0.21	<0.21	<0.42	<0.21	<0.21	<0.21	<b>0.244</b>	<0.21	<0.21	sec-Butylbenzene - <b>0.642</b> Isopropylbenzene - <b>0.264</b>
B31-2'	2	07/08/16	<0.095	<b>80.8</b>	<b>231</b>	<0.0048	<0.0048	<0.0048	<0.0095	<0.0048	<0.0048	<0.0048	<0.0048	<0.0048	<0.0048	ND
B31-4'	4	07/08/16	<0.095	<3.3	<b>3.67</b>	<0.0048	<0.0048	<0.0048	<0.0095	<0.0048	<0.0048	<0.0048	<0.0048	<0.0048	<0.0048	ND
<b>2855 Broadway</b>																
SB1-12.0	12	4/8/2015	<1.0	<1.0	<5.0	<0.0050	<0.0050	<0.0050	<0.0050	<0.0050	<0.0050	<0.0050	<0.0050	<0.0050	<0.0050	ND
SB2-12.0	12	4/8/2015	<1.0	<1.0	<5.0	<0.0050	<0.0050	<0.0050	<0.0050	<0.0050	<0.0050	<0.0050	<0.0050	<0.0050	<0.0050	ND
SB3-12.0	12	4/8/2015	<1.0	<b>4.7</b>	<b>56</b>	<0.0050	<0.0050	<0.0050	<0.0050	<0.0050	<0.0050	<0.0050	<0.0050	<0.0050	<0.0050	ND
B11	na	10/03/15	Collected groundwater sample only. No soil samples collected.													
B15-8'	8	11/05/15	<b>12</b>	<b>290</b>	<b>590</b>	<0.0050	<b>0.0063</b>	<b>0.0097</b>	<b>0.0076</b>	<0.0050	<0.0050	<0.0050	<b>0.150</b>	<0.0050	<0.0050	n-Butyl benzene - <b>0.030</b> sec-Butyl benzene - <b>0.016</b> Isopropylbenzene - <b>0.011</b> n-Propyl benzene - <b>0.017</b> 1,2,4-Trimethylbenzene - <b>0.120</b> 1,3,5-Trimethylbenzene - <b>0.047</b>
B15-12'	12	11/05/15	<b>1.3</b>	<b>1.2</b>	<5.0	<0.0050	<0.0050	<0.0050	<0.0050	<0.0050	<0.0050	<0.0050	<b>0.0056</b>	<0.0050	<0.0050	ND
B15-16'	16	11/05/15	<0.250	<1.0	<5.0	<0.0050	<0.0050	<0.0050	<0.0050	<0.0050	<0.0050	<0.0050	<0.0050	<0.0050	<0.0050	ND
B15-20'	20	11/05/15	<0.250	<1.0	<5.0	<0.0050	<0.0050	<0.0050	<0.0050	<0.0050	<0.0050	<0.0050	<0.0050	<0.0050	<0.0050	ND
B15-24'	24	11/05/15	<0.250	<1.0	<5.0	<0.0050	<0.0050	<0.0050	<0.0050	<0.0050	<0.0050	<0.0050	<0.0050	<0.0050	<0.0050	ND
B15-28'	28	11/05/15	<0.250	<1.0	<5.0	<0.0050	<0.0050	<0.0050	<0.0050	<0.0050	<0.0050	<0.0050	<0.0050	<0.0050	<0.0050	ND
B16-8'	8	11/05/15	<0.250	<1.0	<5.0	<0.0050	<0.0050	<0.0050	<0.0050	<0.0050	<0.0050	<0.0050	<0.0050	<0.0050	<0.0050	ND
B16-12'	12	11/05/15	<0.250	<1.0	<5.0	<0.0050	<0.0049	<0.0050	<0.0050	<0.0050	<0.0050	<0.0050	<0.0050	<0.0050	<0.0050	ND
B16-16'	16	11/05/15	<0.250	<1.0	<5.0	<0.0050	<0.0050	<0.0050	<0.0050	<0.0050	<0.0050	<0.0050	<0.0050	<b>0.014</b>	<0.0050	ND
B16-20'	20	11/05/15	<0.250	<1.0	<5.0	<0.0050	<0.0050	<0.0050	<0.0050	<0.0050	<0.0050	<0.0050	<0.0050	<b>0.016</b>	<0.0050	ND
B16-24'	24	11/05/15	<0.250	<1.0	<5.0	<0.0050	<0.0050	<0.0050	<0.0050	<0.0050	<0.0050	<0.0050	<0.0050	<b>0.011</b>	<0.0050	ND
B16-28'	28	11/05/15	<0.250	<1.0	<5.0	<0.0050	<0.0050	<0.0050	<0.0050	<0.0050	<0.0050	<0.0050	<0.0050	<b>0.010</b>	<b>0.0076</b>	ND
B24-15'	15	07/05/16	--	--	--	<0.0049	<0.0049	<0.0049	<0.0099	<0.0049	<0.0049	<0.0049	<0.0049	<0.0049	<0.0049	ND
B24-20'	20	07/05/16	--	--	--	<0.0048	<0.0048	<0.0048	<0.0096	<0.0048	<0.0048	<0.0048	<0.0048	<0.0048	<0.0048	ND
B24-25'	25	07/05/16	--	--	--	<0.0048	<0.0048	<0.0048	<0.0097	<0.0048	<0.0048	<0.0048	<0.0048	<0.0048	<0.0048	ND
B25-15'	15	07/06/16	--	--	--	<0.0049	<0.0049	<0.0049	<0.0098	<0.0049	<0.0049	<0.0049	<0.0049	<b>0.0237</b>	<0.0049	ND
B25-20'	20	07/06/16	--	--	--	<0.005	<0.005	<0.005	<0.010	<0.005	<0.005	<0.005	<0.005	<b>0.0219</b>	<0.005	ND
B25-25'	25	07/06/16	--	--	--	<0.0048	<0.0048	<0.0048	<0.0095	<0.0048	<0.0048	<0.0048	<0.0048	<0.0048	<0.0048	ND





**TABLE 1**  
**Summary of Soil Laboratory Analytical Data - Organics**  
 2820 and 2855 Broadway  
 Oakland, CA

Sample ID	Sample Depth (ft bgs)	Sample Date	TPHg (mg/kg)	TPHd (mg/kg)	TPHo (mg/kg)	Benzene (mg/kg)	Toluene (mg/kg)	Ethyl benzene (mg/kg)	Total Xylenes (mg/kg)	MTBE (mg/kg)	cis-1,2-Dichloroethene (mg/kg)	Trichloroethene (TCE) (mg/kg)	Naphthalene (mg/kg)	Carbon Tetrachloride (mg/kg)	Chloroform (mg/kg)	Other VOCs * (mg/kg)																																																																																																																																																																																																																																				
<b>SOIL ESLs (mg/kg) <sup>1</sup></b>																																																																																																																																																																																																																																																				
Direct Exposure Human Health Risk Levels (Table S-1). Any Land Use/ Any Depth Soil Exposure: Construction Worker			2,700	850	31,000	24	4,100	480	2,300	3,700	79	22	76	13	32	NL																																																																																																																																																																																																																																				
<b>2855 Broadway</b>																																																																																																																																																																																																																																																				
B26-15'	15	07/06/16	--	--	--	<0.005	<0.005	<0.005	<0.010	<0.005	<0.005	<0.005	<0.005	<0.005	<0.005	ND																																																																																																																																																																																																																																				
B26-20'	20	07/16/16	--	--	--	<0.0048	<0.0048	<0.0048	<0.0096	<0.0048	<0.0048	<0.0048	<0.0048	<0.0048	<0.0048	ND																																																																																																																																																																																																																																				
B26-25'	25	07/06/16	--	--	--	<0.0048	<0.0048	<0.0048	<0.0096	<0.0048	<0.0048	<0.0048	<0.0048	<0.0048	<0.0048	ND																																																																																																																																																																																																																																				
COMPB24(5-25)	5-25'	07/05/16	<4.2	<b>16.0</b>	<1.3	<0.21	<0.21	<0.21	<0.42	<0.21	<0.21	<0.21	<0.21	<0.21	<0.21	ND																																																																																																																																																																																																																																				
COMPB25(5-25)	5-25'	07/05/16	<4.4	<b>13.7</b>	<1.3	<0.22	<0.22	<0.22	<0.44	<0.22	<0.22	<0.22	<0.22	<0.22	<0.22	ND																																																																																																																																																																																																																																				
COMPB26(5-25)	5-25'	07/05/16	<4.8	<b>7.29</b>	<1.3	<0.24	<0.24	<0.24	<0.48	<0.24	<0.24	<0.24	<0.24	<0.24	<0.24	ND																																																																																																																																																																																																																																				
<table border="0"> <tr> <td colspan="8"><b>Definitions/Abbreviations:</b></td> <td colspan="9"><b>Definitions/Abbreviations:</b></td> </tr> <tr> <td>EPA</td> <td colspan="7">-- Environmental Protection Agency</td> <td>&lt;</td> <td colspan="9">-- Less than the laboratory reporting limit indicated.</td> </tr> <tr> <td>TPHg</td> <td colspan="7">-- Gasoline Range Organics ([GRO] C5-C12) by EPA 8015 Gas chromatograph (GC)</td> <td>ND</td> <td colspan="9">-- not detected above laboratory method detection limits</td> </tr> <tr> <td>TPHd</td> <td colspan="7">-- Extractable fuel hydrocarbons ([EFC] C10 - C28) by EPA 8015 GC</td> <td>J</td> <td colspan="9">-- Estimated value between method detection limit and reporting limit.</td> </tr> <tr> <td>TPHo</td> <td colspan="7">-- Extractable fuel hydrocarbons ([EFC] C24 - C36) by EPA 8015 GC</td> <td>NL</td> <td colspan="9">-- Not listed</td> </tr> <tr> <td>mg/kg</td> <td colspan="7">-- Milligrams per kilogram (equivalent to parts per million [ppm])</td> <td>*</td> <td colspan="9">-- VOCs that are not listed in the ESL table</td> </tr> <tr> <td>Total Xylenes</td> <td colspan="7">-- Meta-, ortho-, and para-xylenes by EPA Method 8260B</td> <td colspan="9"><b>Notes:</b></td> </tr> <tr> <td>MTBE</td> <td colspan="7">-- Methyl tertiary-butyl ether by EPA Test Method 8260B</td> <td>1</td> <td colspan="9">San Francisco Bay Regional Water Quality Control Board, Environmental Screening Levels (ESLs), (ESL Workbook, Interim Final, 22Feb16, Rev3). &lt;<a href="http://www.swrcb.ca.gov/rwqcb2/water_issues/programs/esl.shtml">http://www.swrcb.ca.gov/rwqcb2/water_issues/programs/esl.shtml</a>&gt; Viewed June 13, 2016.</td> </tr> <tr> <td>bgs</td> <td colspan="7">-- Below Ground Surface</td> <td colspan="9">Soil borings preceded by "SB" (SB-1) were drilled by AEI</td> </tr> <tr> <td>ft</td> <td colspan="7">-- feet</td> <td colspan="9">Results reported above the laboratory reporting limit (RL) are presented in <b>bold</b> font.</td> </tr> <tr> <td>--</td> <td colspan="7">-- not analyzed</td> <td colspan="9">Results reported above the laboratory reporting limit (RL) are presented in <b>bold</b> font.</td> </tr> <tr> <td>†</td> <td colspan="7">-- Exceeded calibration range</td> <td colspan="9">Results reported above the ESL are highlighted in yellow</td> </tr> <tr> <td colspan="8">Grayed out results represent soil to be excavated</td> <td>Date</td> <td colspan="9">-- Newest results</td> </tr> </table>																	<b>Definitions/Abbreviations:</b>								<b>Definitions/Abbreviations:</b>									EPA	-- Environmental Protection Agency							<	-- Less than the laboratory reporting limit indicated.									TPHg	-- Gasoline Range Organics ([GRO] C5-C12) by EPA 8015 Gas chromatograph (GC)							ND	-- not detected above laboratory method detection limits									TPHd	-- Extractable fuel hydrocarbons ([EFC] C10 - C28) by EPA 8015 GC							J	-- Estimated value between method detection limit and reporting limit.									TPHo	-- Extractable fuel hydrocarbons ([EFC] C24 - C36) by EPA 8015 GC							NL	-- Not listed									mg/kg	-- Milligrams per kilogram (equivalent to parts per million [ppm])							*	-- VOCs that are not listed in the ESL table									Total Xylenes	-- Meta-, ortho-, and para-xylenes by EPA Method 8260B							<b>Notes:</b>									MTBE	-- Methyl tertiary-butyl ether by EPA Test Method 8260B							1	San Francisco Bay Regional Water Quality Control Board, Environmental Screening Levels (ESLs), (ESL Workbook, Interim Final, 22Feb16, Rev3). < <a href="http://www.swrcb.ca.gov/rwqcb2/water_issues/programs/esl.shtml">http://www.swrcb.ca.gov/rwqcb2/water_issues/programs/esl.shtml</a> > Viewed June 13, 2016.									bgs	-- Below Ground Surface							Soil borings preceded by "SB" (SB-1) were drilled by AEI									ft	-- feet							Results reported above the laboratory reporting limit (RL) are presented in <b>bold</b> font.									--	-- not analyzed							Results reported above the laboratory reporting limit (RL) are presented in <b>bold</b> font.									†	-- Exceeded calibration range							Results reported above the ESL are highlighted in yellow									Grayed out results represent soil to be excavated								Date	-- Newest results								
<b>Definitions/Abbreviations:</b>								<b>Definitions/Abbreviations:</b>																																																																																																																																																																																																																																												
EPA	-- Environmental Protection Agency							<	-- Less than the laboratory reporting limit indicated.																																																																																																																																																																																																																																											
TPHg	-- Gasoline Range Organics ([GRO] C5-C12) by EPA 8015 Gas chromatograph (GC)							ND	-- not detected above laboratory method detection limits																																																																																																																																																																																																																																											
TPHd	-- Extractable fuel hydrocarbons ([EFC] C10 - C28) by EPA 8015 GC							J	-- Estimated value between method detection limit and reporting limit.																																																																																																																																																																																																																																											
TPHo	-- Extractable fuel hydrocarbons ([EFC] C24 - C36) by EPA 8015 GC							NL	-- Not listed																																																																																																																																																																																																																																											
mg/kg	-- Milligrams per kilogram (equivalent to parts per million [ppm])							*	-- VOCs that are not listed in the ESL table																																																																																																																																																																																																																																											
Total Xylenes	-- Meta-, ortho-, and para-xylenes by EPA Method 8260B							<b>Notes:</b>																																																																																																																																																																																																																																												
MTBE	-- Methyl tertiary-butyl ether by EPA Test Method 8260B							1	San Francisco Bay Regional Water Quality Control Board, Environmental Screening Levels (ESLs), (ESL Workbook, Interim Final, 22Feb16, Rev3). < <a href="http://www.swrcb.ca.gov/rwqcb2/water_issues/programs/esl.shtml">http://www.swrcb.ca.gov/rwqcb2/water_issues/programs/esl.shtml</a> > Viewed June 13, 2016.																																																																																																																																																																																																																																											
bgs	-- Below Ground Surface							Soil borings preceded by "SB" (SB-1) were drilled by AEI																																																																																																																																																																																																																																												
ft	-- feet							Results reported above the laboratory reporting limit (RL) are presented in <b>bold</b> font.																																																																																																																																																																																																																																												
--	-- not analyzed							Results reported above the laboratory reporting limit (RL) are presented in <b>bold</b> font.																																																																																																																																																																																																																																												
†	-- Exceeded calibration range							Results reported above the ESL are highlighted in yellow																																																																																																																																																																																																																																												
Grayed out results represent soil to be excavated								Date	-- Newest results																																																																																																																																																																																																																																											



**TABLE 2**  
**Summary of Soil Laboratory Analytical Data - Metals**  
 2820 and 2855 Broadway  
 Oakland, CA

Sample ID	Depth (ft bgs)	Sample Date	Antimony	Arsenic	Barium	Beryllium	Cadmium	Chromium	Cobalt	Copper	Nickel	Vanadium	Zinc	Lead	Mercury
			(mg/kg)	(mg/kg)	(mg/kg)	(mg/kg)	(mg/kg)	(mg/kg)	(mg/kg)	(mg/kg)	(mg/kg)	(mg/kg)	(mg/kg)	(mg/kg)	(mg/kg)
<b>SOIL ESLs (mg/kg) <sup>1</sup></b>															
<b>Direct Exposure Human Health Risk Levels (Table S-1).            Any Land Use/ Any Depth Soil Exposure:            Construction Worker</b>			140	0.98	3000	42	43	NL	28	14,000	86	470	110,000	320	44
<b>2820 Broadway</b>															
B1-5'	5	9/19/2015	<1.5	<3.1	95	0.45	<0.38	23	5.1	9.7	21	22	24	4.8	0.049
B1-10'	10	9/19/2015	<0.33	2.8	120	0.45	<0.083	26	5.1	9.3	38	25	17	4.2	0.031
B1-15'	15	9/19/2015	<0.44	3.9	88	0.28	0.11	22	7.0	12	34	22	28	4.7	<0.0094
B3-5'	5	9/19/2015	<0.32	3.0	95	0.33	<0.081	29	18	10	29	28	20	5.1	0.057
B3-10'	10	9/19/2015	<1.6	4.3	160	0.48	<0.39	42	17	16	56	36	32	6.6	0.034
B3-15'	15	9/19/2015	<1.4	<2.7	100	0.46	<0.34	41	16	22	57	19	55	6.8	0.061
B3-20'	20	9/19/2015	<0.34	6.5	86	0.17	0.33	28	7.9	10	35	34	23	3.3	0.068
B3-24'	24	9/19/2015	1.4	9.6	100	0.28	<0.30	38	11	15	50	36	41	4.2	0.044
B21-3'	3	11/6/2015	45	7.1	470	0.52	<0.25	48	7.7	870	40	27	960	1,500	0.25
B27-2'	2	07/07/16	--	--	--	--	--	--	--	--	--	--	--	45.9	--
B27-4'	4	07/07/16	--	--	--	--	--	--	--	--	--	--	--	3.9	--
B27-10'	10	07/07/16	--	--	--	--	--	--	--	--	--	--	--	9.7	--
B27-15'	15	07/07/16	--	--	--	--	--	--	--	--	--	--	--	4.8	--
B28-2'	2	07/07/16	--	--	--	--	--	--	--	--	--	--	--	119	--
B28-4'	4	07/07/16	--	--	--	--	--	--	--	--	--	--	--	5.3	--
B28-10'	10	07/07/16	--	--	--	--	--	--	--	--	--	--	--	5.7	--
B28-15'	15	07/07/16	--	--	--	--	--	--	--	--	--	--	--	3.9	--
B28-20'	20	07/07/16	--	--	--	--	--	--	--	--	--	--	--	6.2	--
B28-25'	25	07/07/16	--	--	--	--	--	--	--	--	--	--	--	6.3	--
B29-2'	2	07/07/16	--	--	--	--	--	--	--	--	--	--	--	26.5	--
B29-4'	4	07/07/16	--	--	--	--	--	--	--	--	--	--	--	10.5	--
B29-10'	10	07/07/16	--	--	--	--	--	--	--	--	--	--	--	4.9	--
B29-15'	15	07/07/16	--	--	--	--	--	--	--	--	--	--	--	4.6	--
B29-20'	20	07/07/16	--	--	--	--	--	--	--	--	--	--	--	3.9	--
B29-25'	25	07/07/16	--	--	--	--	--	--	--	--	--	--	--	3.1	--
B30-2'	2	07/08/16	--	--	--	--	--	--	--	--	--	--	--	87.1	--
B30-4'	4	07/08/16	--	--	--	--	--	--	--	--	--	--	--	12.4	--
B30-5'	5	07/08/16	--	--	--	--	--	--	--	--	--	--	--	26.9	--
B30-10'	10	07/08/16	--	--	--	--	--	--	--	--	--	--	--	6.5	--
B30-15'	15	07/08/16	--	--	--	--	--	--	--	--	--	--	--	7.6	--
B31-2'	2	07/08/16	--	--	--	--	--	--	--	--	--	--	--	580	--
B31-4'	4	07/08/16	--	--	--	--	--	--	--	--	--	--	--	4.3	--
<b>2855 Broadway</b>															
B15-8'	8	11/05/15	<0.5	6.8	150	<0.5	<0.25	30	8.4	23	31	34	79	72	0.21
B15-12'	12	11/05/15	<0.5	3.4	170	0.61	<0.25	63	11	23	82	45	56	7.3	0.07
B15-16'	16	11/05/15	<0.5	3.3	160	0.70	<0.25	70	12	28	80	46	68	8.9	0.061
B15-20'	20	11/05/15	0.54	4.7	160	0.56	0.30	47	9.7	22	57	44	52	7.9	<0.05
B15-24'	24	11/05/15	<0.5	11	160	0.58	<0.25	48	10	23	57	45	56	8.1	<0.05
B16-8'	8	11/05/15	<0.5	5.1	250	0.94	<0.25	67	11	28	100	50	260	7.1	0.16
B16-16'	16	11/05/15	<0.5	4.0	200	0.83	0.29	72	16	32	95	52	79	10	0.074
B16-24'	24	11/05/15	<0.5	8.0	150	0.55	<0.25	45	8.7	18	50	39	48	6.1	0.12
B16-28'	28	11/05/15	<0.5	11	140	<0.5	<0.25	44	8.7	20	50	38	49	6.4	0.16



**TABLE 2**  
**Summary of Soil Laboratory Analytical Data - Metals**  
 2820 and 2855 Broadway  
 Oakland, CA

Sample ID	Depth (ft bgs)	Sample Date	Antimony	Arsenic	Barium	Beryllium	Cadmium	Chromium	Cobalt	Copper	Nickel	Vanadium	Zinc	Lead	Mercury
			(mg/kg)	(mg/kg)	(mg/kg)	(mg/kg)	(mg/kg)	(mg/kg)	(mg/kg)	(mg/kg)	(mg/kg)	(mg/kg)	(mg/kg)	(mg/kg)	(mg/kg)
<b>SOIL ESLs (mg/kg) <sup>1</sup></b>															
<b>Direct Exposure Human Health Risk Levels (Table S-1).</b> Any Land Use/ Any Depth Soil Exposure: Construction Worker			140	0.98	3000	42	43	NL	28	14,000	86	470	110,000	320	44
COMPB24(5-25)	5-25	7/5/2016	<1.8	4.1	125	<0.91	<0.91	46	8.3	20.5	59.4	33.6	42.7	5.6	0.056
COMPB25(5-25)	5-25	7/5/2016	<1.8	4.4	168	<0.92	<0.92	54.8	10.4	23.8	71.2	35.1	47.8	10.3	0.068
COMPB26(5-25)	5-25	7/5/2016	<1.9	4.4	124	<0.94	<0.94	41.2	10.6	19.7	50.3	33.2	41.3	6.6	0.025

<b>Definitions/Abbreviations:</b> Laboratory analysis for metals was conducted via EPA method 6010B except for Mercury. Analysis for Mercury was conducted via EPA method 7471A EPA -- Environmental Protection Agency bgs -- Below Ground Surface ft -- feet J -- Estimated value between method detection limit and reporting limit. mg/kg -- Milligrams per kilogram <0.0048 -- Constituent not detected above specific laboratory reporting limit indicated NL -- Not listed	<b>Notes:</b> 1 San Francisco Bay Regional Water Quality Control Board (SFBRWQCB) , Environmental Screening Levels (ESLs), (ESL Workbook, Interim Final, 22Feb16, Rev3). <http://www.swrcb.ca.gov/rwqcb2/water_issues/programs/esl.shtml> Viewed June 13, 2016. Soil borings preceded by "SB" (SB-1) were drilled by AEI Results reported above the laboratory reporting limit (RL) are presented in <b>bold font</b> . Results reported above the ESL are highlighted in yellow Date -- Newest results Grayed out results represent soil to be excavated
---	--



**TABLE 3**  
**Summary of Groundwater Laboratory Analytical Data - Organics**  
 2820 and 2855 Broadway  
 Oakland, CA

Sample ID	Sample Date	TPHg	TPHd	TPHo	Benzene	Toluene	Ethylbenzene	Total Xylenes	Acetone	Dichlorobromomethane (Bromodichloromethane)	Carbon tetrachloride	Chloroform	Chloromethane	1,2-Dichloroethane	1,1-Dichloroethene	cis-1,2-Dichloroethene	trans-1,2-Dichloroethene	MTBE	Tetrachloroethene (PCE)	1,1,2-Trichloroethane	Trichloroethene (TCE)	2-Butanone (MEK)	Naphthalene	Other VOCs*	
		(µg/L)	(µg/L)	(µg/L)	(µg/L)	(µg/L)	(µg/L)	(µg/L)	(µg/L)	(µg/L)	(µg/L)	(µg/L)	(µg/L)	(µg/L)	(µg/L)	(µg/L)	(µg/L)	(µg/L)	(µg/L)	(µg/L)	(µg/L)	(µg/L)	(µg/L)	(µg/L)	(µg/L)
<b>GROUNDWATER ESLs (µg/L) <sup>1</sup></b>																									
Groundwater Vapor Intrusion Human Health Risk Levels (Table GW-3). Shallow Groundwater. Commercial/Industrial		NL	NL	NL	9.7	30,000	110	11,000	290,000,000	NL	1.9	20	3,700	53	1,400	950	7,900	11,000	26	NL	49	36,000,000	170	NL	
Groundwater Vapor Intrusion Human Health Risk Levels (Table GW-3). Deep Groundwater. Fine To Coarse Scenario.		NL	NL	NL	30	100,000	370	38,000	140,000,000	NL	7.9	54	13,000	90	5,700	15,000	31,000	23,000	100	NL	170	22,000,000	180	NL	
<b>2820 Broadway</b>																									
B1-W	09/19/15	<50	<65	<130	<0.50	<0.50	<0.50	<1.0	<50	<0.50	<0.50	<1.0	<1.0	<0.50	<0.50	<0.50	<0.50	<b>1.6</b>	<0.50	<0.50	<0.50	<50	<1.0	ND	
B3-W	09/19/15	<50	<b>160</b>	<b>350</b>	<0.50	<0.50	<0.50	<1.0	<50	<0.50	<0.50	<1.0	<1.0	<0.50	<0.50	<b>0.79</b>	<0.50	<0.50	<0.50	<0.50	<b>32</b>	<50	<1.0	ND	
B17 W	11/05/15	<50	<b>95</b>	<b>310</b>	<0.50	<0.50	<0.50	<0.50	<10	<0.50	<b>1.9</b>	<0.50	<0.50	<0.50	<0.50	<0.50	<0.50	<0.50	<0.50	<0.50	<0.50	<2.0	<0.50	ND	
B18 W	11/05/15	<50	<b>190</b>	<b>1,000</b>	<0.50	<0.50	<0.50	<0.50	<10	<0.50	<b>0.80</b>	<0.50	<0.50	<0.50	<0.50	<0.50	<0.50	<b>0.58</b>	<0.50	<0.50	<0.50	<2.0	<0.50	ND	
B19 W	11/06/15	<50	<150	<750	<0.50	<0.50	<0.50	<0.50	<10	<0.50	<0.50	<0.50	<0.50	<0.50	<0.50	<0.50	<0.50	<b>1.1</b>	<0.50	<0.50	<b>7.9</b>	<2.0	<0.50	ND	
B20 W	11/06/15	<50	<b>640</b>	<b>1,800</b>	<0.50	<0.50	<0.50	<0.50	<10	<0.50	<0.50	<0.50	<0.50	<0.50	<0.50	<b>0.72</b>	<0.50	<0.50	<0.50	<0.50	<b>14</b>	<2.0	<0.50	ND	
B21 W	11/06/15	<b>5,500</b>	<b>1,100</b>	<b>880</b>	<b>120</b>	<b>42</b>	<b>83</b>	<b>210</b>	<100	<5.0	<5.0	<5.0	<5.0	<5.0	<5.0	<5.0	<5.0	<5.0	<5.0	<5.0	<b>28</b>	<b>64</b>	<b>13</b>	2-Hexanone - 10 Isopropylbenzene - 26 n-Propyl benzene - 21 1,2,4-Trimethylbenzene - 130 1,3,5-Trimethylbenzene - 39	
B22 W	11/06/15	<b>75</b>	<b>420</b>	<b>3,400</b>	<1.2	<1.2	<1.2	<1.2	<25	<1.2	<1.2	<1.2	<1.2	<1.2	<1.2	<b>3.3</b>	<1.2	<1.2	<1.2	<1.2	<b>39</b>	<5.0	<1.2	ND	
B23 W	11/06/15	<b>800</b>	<b>160</b>	<500	<b>16</b>	<b>3.2</b>	<b>3.1</b>	<2.5	<50	<2.5	<2.5	<2.5	<2.5	<2.5	<2.5	<b>4.7</b>	<2.5	<2.5	<2.5	<2.5	<b>79</b>	<10	<2.5	Isopropylbenzene - 6.2 n-Propyl benzene - 2.5 1,3,5-Trimethylbenzene - 6.8	
B27W	07/07/16	<b>5,710</b>	--	--	<b>11.4</b>	<b>1.8</b>	<b>65.5</b>	<b>18.3</b>	<b>88.9</b>	<1.0	<1.0	<b>1.0</b>	<1.0	<1.0	<1.0	<b>1.0</b>	<1.0	<1.0	<1.0	<1.0	<1.0	<b>20.1</b>	<b>8.3</b>	sec-Butylbenzene - 2.1 Isopropylbenzene - 19.0 p-Isopropyltoluene - 2.5 n-Propylbenzene - 22.7 1,2,4-Trimethylbenzene - 5.1 1,3,5-Trimethylbenzene - 14.2	
B28W	07/08/16	<b>76,100</b>	--	--	<b>1,410</b>	<b>4,900</b>	<b>1,340</b>	<b>5,790</b>	<500	<25	<25	<25	<25	<25	<25	<25	<25	<25	<25	<25	<25	<250	<b>160</b>	Isopropylbenzene - 168 n-Propyl benzene - 216 p-Isopropyltoluene - 27.3 1,2,4-Trimethylbenzene - 1,140 1,3,5-Trimethylbenzene - 369 n-Butylbenzene - 24.1 sec-Butylbenzene - 17.6	
MW-1/B29	07/19/16	<b>6,340</b>	--	--	<b>696</b>	<b>180</b>	<b>65.4</b>	<b>276</b>	<b>291</b>	<1.0	<1.0	<1.0	<1.0	<b>27.9</b>	<1.0	<b>1.2</b>	<1.0	<1.0	<1.0	<1.0	<b>32.4</b>	<b>74.3</b>	<b>9.2</b>	n-Butylbenzene - 2.4 Di-Isopropyl ether - 6.6 2,2-Dichloropropane - 4.5 Isopropylbenzene - 10.0 p-Isopropyltoluene - 2.3 n-Propylbenzene - 7.7 Styrene - 3.4 Tert-Butyl Alcohol - 30.4 1,2,4-Trimethylbenzene - 44 1,3,5-Trimethylbenzene - 25.1	



**TABLE 3**  
**Summary of Groundwater Laboratory Analytical Data - Organics**  
 2820 and 2855 Broadway  
 Oakland, CA

Sample ID	Sample Date	TPHg	TPHd	TPHo	Benzene	Toluene	Ethylbenzene	Total Xylenes	Acetone	Dichlorobromomethane (Bromodichloromethane)	Carbon tetrachloride	Chloroform	Chloromethane	1,2-Dichloroethane	1,1-Dichloroethene	cis-1,2-Dichloroethene	trans-1,2-Dichloroethene	MTBE	Tetrachloroethene (PCE)	1,1,2-Trichloroethane	Trichloroethene (TCE)	2-Butanone (MEK)	Naphthalene	Other VOCs*	
GROUNDWATER ESLs (µg/L) <sup>1</sup>																									
Groundwater Vapor Intrusion Human Health Risk Levels (Table GW-3). Shallow Groundwater. Commercial/Industrial		NL	NL	NL	9.7	30,000	110	11,000	290,000,000	NL	1.9	20	3,700	53	1,400	950	7,900	11,000	26	NL	49	36,000,000	170	NL	
Groundwater Vapor Intrusion Human Health Risk Levels (Table GW-3). Deep Groundwater. Fine To Coarse Scenario.		NL	NL	NL	30	100,000	370	38,000	140,000,000	NL	7.9	54	13,000	90	5,700	15,000	31,000	23,000	100	NL	170	22,000,000	180	NL	
MW-2/B30	07/19/16	3,690	--	--	555	81.4	61.4	125	79.8	<1.0	<1.0	<1.0	<1.0	6.9	<1.0	2.8	<1.0	<1.0	<1.0	<1.0	80.3	10.4	<5.0	Chloroethane - 1.1 1,2-Dichloropropane - 4.4 Di-Isopropyl ether - 6.2 Isopropylbenzene - 10.4 n-Propylbenzene - 8.0 Styrene - 2.5 Tert-Butyl Alcohol - 35.6 1,2,4-Trimethylbenzene - 39 1,3,5-Trimethylbenzene - 12.9	
MW-3/B-31	07/19/16	379	--	--	<1.0	<1.0	<1.0	<2.0	<20	<1.0	<1.0	<1.0	<1.0	6.9	<1.0	9.0	<1.0	<1.0	1.6	<1.0	116	<10	<5.0	ND	
2855 Broadway																									
B11	10/04/15	<50	480	460	<0.50	<0.50	<0.50	<1.0	<50	<1.0	34	8.3	<1.0	<0.50	<0.50	<0.50	<0.50	<0.50	<0.50	<0.50	<0.50	<0.50	<50	<1.0	
B15 W	11/05/15	<50	120	<500	<0.50	<0.50	<0.50	<0.50	<10	<0.50	<0.50	<0.50	<0.50	<0.50	<0.50	<0.50	<0.50	<0.50	<0.50	<0.50	<0.50	<2.0	<0.50	ND	
B16 W	11/05/15	<50	<50	<250	<0.50	<0.50	<0.50	<0.50	<10	<0.50	4.8	9.5	<0.50	<0.50	<0.50	<0.50	<0.50	<0.50	<0.50	<0.50	<0.50	<2.0	<0.50	ND	
MW-4	07/19/16	<50	--	--	<1.0	<1.0	<1.0	<2.0	<20	<1.0	<1.0	<1.0	<1.0	<1.0	<1.0	<1.0	<1.0	<1.0	1.5	<1.0	5.7	<10	<5.0	ND	
MW-5	07/19/16	73.4	--	--	<1.0	<1.0	<1.0	<2.0	<20	<1.0	57.4	6.4	<1.0	<1.0	<1.0	<1.0	<1.0	<1.0	<1.0	<1.0	<1.0	<10	<5.0	ND	
MW-6	07/19/16	<50	--	--	<1.0	<1.0	<1.0	<2.0	<20	<1.0	23.8	6.4	<1.0	<1.0	<1.0	<1.0	<1.0	<1.0	<1.0	<1.0	<1.0	<10	<5.0	ND	
Definitions/Abbreviations:																									
<b>Definitions/Abbreviations:</b> EPA -- Environmental Protection Agency TPHg -- Gasoline Range Organics ((GRO) C5-C12) by EPA 8015 Gas chromatograph (GC) TPHd -- Extractable fuel hydrocarbons ((EFC) C10 - C28) by EPA 8015 GC TPHo -- Extractable fuel hydrocarbons ((EFC) C24 - C36) by EPA 8015 GC µg/L -- micrograms per Liter Total Xylene -- Meta-, ortho-, and para-xylenes by EPA Method 8260B MTBE -- Methyl tertiary-butyl ether by EPA Test Method 8260B Ethanol -- Analyzed by EPA Test Method by 8260B bgs -- Below Ground Surface ft -- feet -- -- not analyzed										<b>Definitions/Abbreviations:</b> < -- Less than the laboratory reporting limit indicated. J -- Estimated value between method detection limit and reporting limit. NL -- Not listed * -- VOCs that are not listed in the ESL table															
<b>Notes:</b> 1 San Francisco Bay Regional Water Quality Control Board (SFBRWQCB) , Environmental Screening Levels (ESLs), (ESL Workbook, Interim Final, 22Feb16, Rev3). <a href="http://www.swrcb.ca.gov/rwqcb2/water_issues/programs/esl.shtml">http://www.swrcb.ca.gov/rwqcb2/water_issues/programs/esl.shtml</a> Viewed June 13, 2016. 2 TPH motor oil is not soluble. TPH motor oil detections in water most likely are petroleum degradates or less likely NAPL. If the detections are degradates, add TPH motor oil and TPH diesel results and compare to TPH diesel criterion (SFBRWQCB User's Guide, Chapter 9). Soil borings preceded by "SB" (SB-1) were drilled by AEI Results reported above the laboratory reporting limit (RL) are presented in bold font. Results reported above the ESL are highlighted Date -- Newest results																									

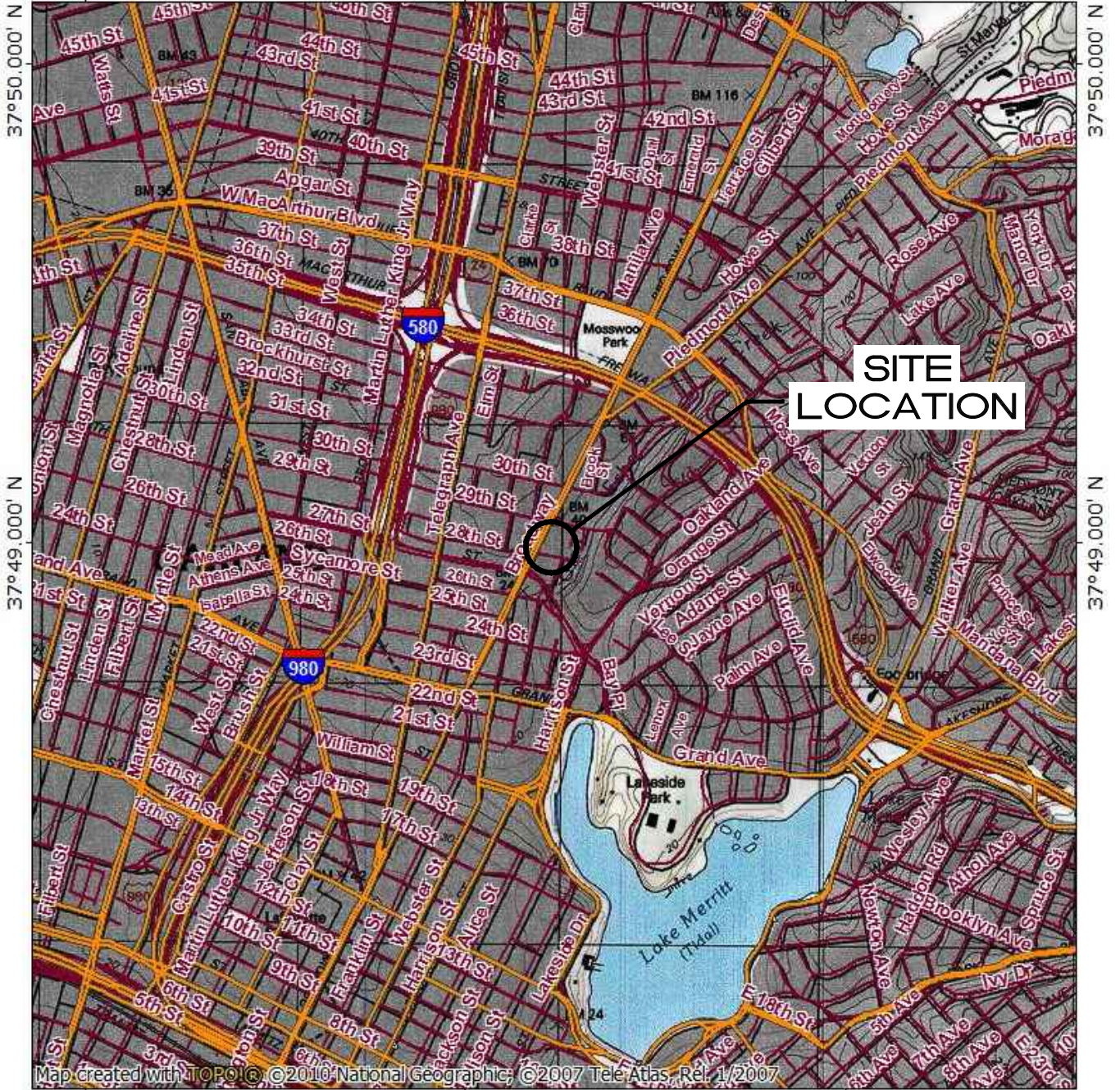


**TABLE 4**  
**Summary of Groundwater Laboratory Analytical Data - Metals**  
 2820 and 2855 Broadway  
 Oakland, CA

Sample ID	Sample Date	Antimony	Arsenic	Barium	Beryllium	Cadmium	Chromium	Cobalt	Copper	Nickel	Vanadium	Zinc	Lead	Mercury
		(µg/L)	(µg/L)	(µg/L)	(µg/L)	(µg/L)	(µg/L)	(µg/L)	(µg/L)	(µg/L)	(µg/L)	(µg/L)	(µg/L)	(µg/L)
<b>GROUNDWATER ESLs (µg/L) <sup>1, 2</sup></b>														
Direct Exposure Human Health Risk Levels (Table GW-1). Human Health Risk Based Only.		7.8	0.004	2,000	1.0	0.4	NL	3.0	9.0	12	50	6,000	0.02	1.2
<b>2820 Broadway</b>														
B1-W	9/19/2015	<10	<10	<b>140</b>	<20	<20	<10	<b>8.2</b>	<20	<b>18</b>	<10	<20	<5.0	<0.20
B3-W	9/19/2015	<10	<10	<b>100</b>	<20	<20	<10	<b>12</b>	<20	<21	<10	<20	<5.0	<0.20
MW-1	7/19/2016	--	--	--	--	--	--	--	--	--	--	--	<10	--
MW-2	7/19/2016	--	--	--	--	--	--	--	--	--	--	--	<10	--
MW-3	7/19/2016	--	--	--	--	--	--	--	--	--	--	--	<10	--
<b>2855 Broadway</b>														
MW-4	7/19/2016	<6.0	<10	<200	<5.0	<2.0	<10	<5.0	<10	<b>5.7</b>	<10	<b>38.7</b>	<10	<0.20
MW-5	7/19/2016	<6.0	<10	<200	<5.0	<2.0	<10	<5.0	<10	<5.0	<10	<20	<10	<0.20
MW-6	7/19/2016	<6.0	<10	<200	<5.0	<2.0	<10	<5.0	<10	<5.0	<10	<20	<10	<0.20
<b>Definitions/Abbreviations:</b>							<b>Notes:</b>							
Laboratory analysis for metals was conducted via EPA method 6010B except for Mercury.							1 San Francisco Bay Regional Water Quality Control Board (SFBRWQCB) , Environmental Screening Levels (ESLs), (ESL Workbook, Interim Final, 22Feb16, Rev3). <a href="http://www.swrcb.ca.gov/rwqcb2/water_issues/programs/esl.shtml"> Viewed June 13, 2016.							
Analysis for Mercury was conducted via EPA method 7471A							2 Laboratory results for metals in groundwater were reported in mg/L Therefore, ESL Units are converted from mg/L to ug/L to allow direct comparison with laboratory results.							
EPA -- Environmental Protection Agency							Soil borings preceded by "SB" (SB-1) were drilled by AEI							
bgs -- Below Ground Surface							Results reported above the laboratory reporting limit (RL) are presented in <b>bold</b> font.							
ft -- feet							<b>Results reported above the ESL are highlighted in yellow</b>							
J -- Estimated value between method detection limit and reporting limit.							Date -- Newest results							
µg/L -- micrograms per Liter														
<0.0048 -- Constituent not detected above specific laboratory reporting limit indicated														
NL -- Not listed														


## FIGURES

122°17.000' W      122°16.000' W      WGS84 122°15.000' W



Map created with TOPO © 2010 National Geographic; ©2007 Tele Atlas, Rel. 1/2007

122°17.000' W      122°16.000' W      WGS84 122°15.000' W



SOURCE: USGS TOPO MAP, OAKLAND WEST, CA QUAD, 1997

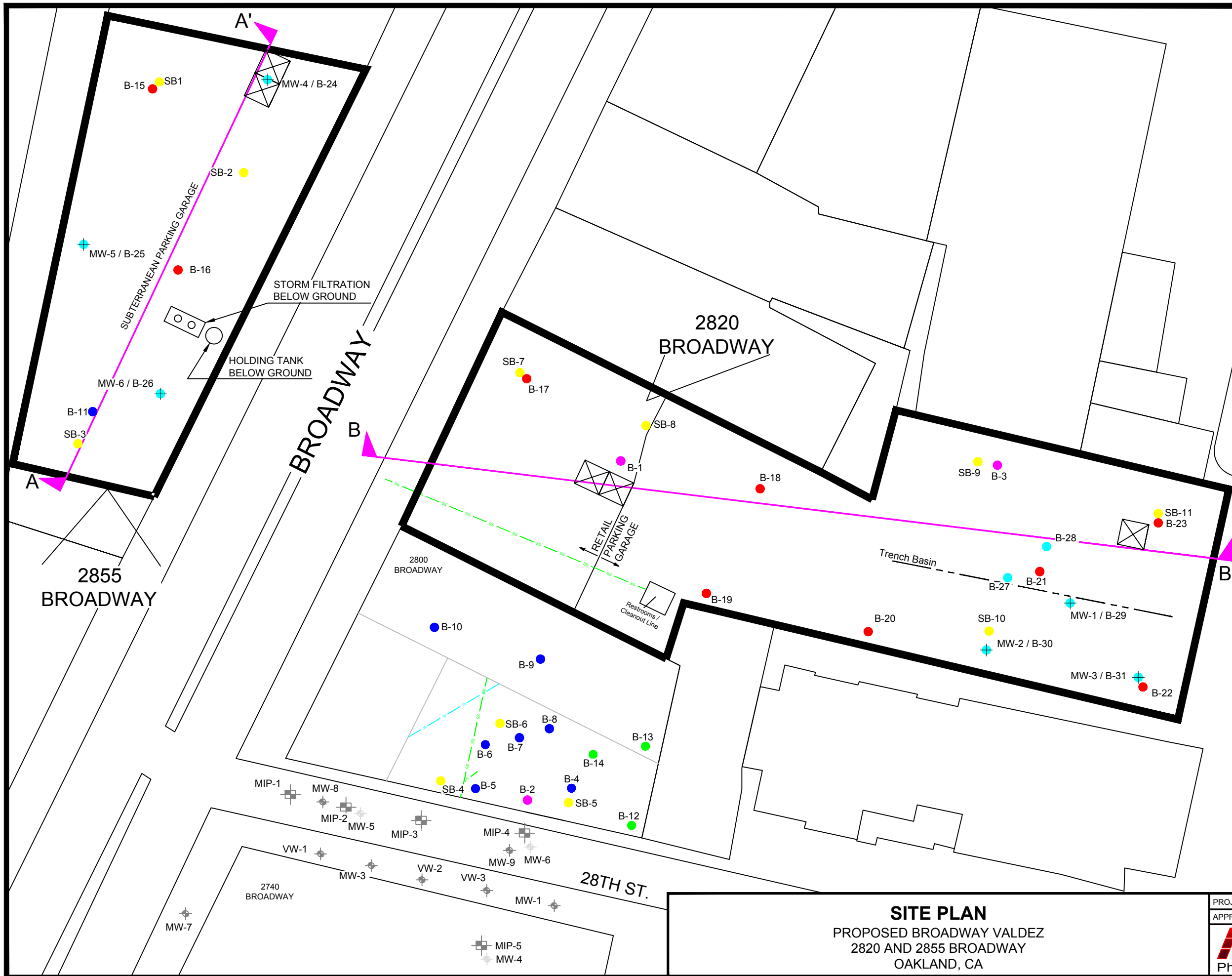
### SITE VICINITY MAP

ALLIANCE REALTY  
2800, 2820, AND 2855 BROADWAY  
OAKLAND, CA

PROJECT NUMBER: 118EM01075	DATE: 9/16/15	FIGURE
APPROVED BY: GS	DRAWN BY: BK	1


**ATC** 915 Highland Point Dr., Ste. 250  
Roseville, California 95678  
Ph: (916) 924-5247 \*\*\* Fax: (916) 724-5201





### LEGEND

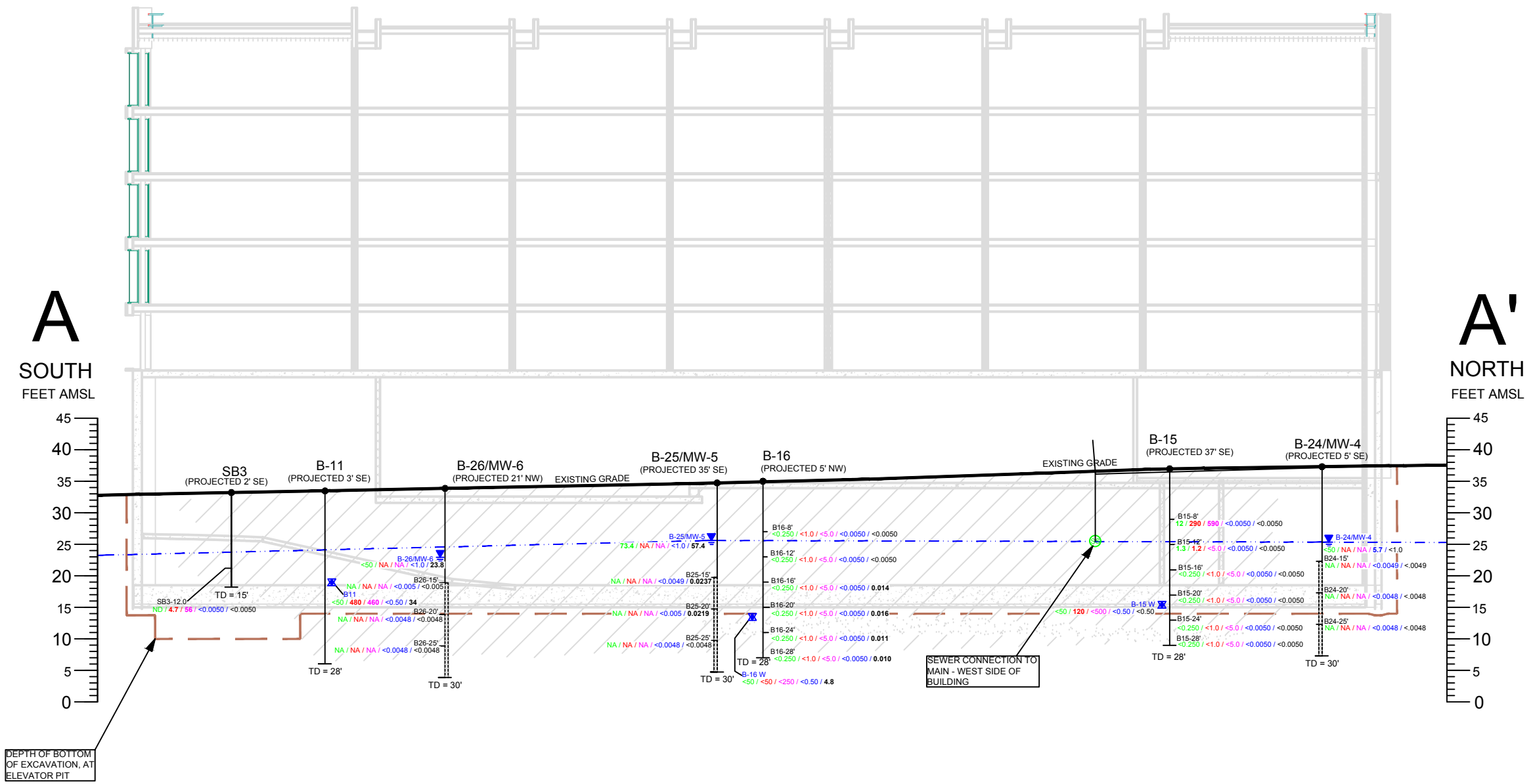
- w — EXISTING WATER UTILITY LINE
- ss — EXISTING SEWER UTILITY LINE
- PROPOSED ELEVATOR LOCATION
- SB-1 ● SOIL BORING - APRIL 8, 2015 (AEI)
- B-1 ● SOIL BORING - SEPTEMBER 19, 2015
- B-4 ● SOIL BORING - OCTOBER 3, 2015
- B-12 ● SOIL BORING - OCTOBER 10, 2015
- B-15 ● SOIL BORING - NOVEMBER 5 & 6, 2015
- B-27 ● SOIL BORING - JULY 7 & 8, 2016
- MW-1 / B-26 MONITORING WELL / SOIL BORING - JULY 7 & 8, 2016
- MW-9 HISTORICAL MONITORING WELL (ARCADIS)
- MIP-3 HISTORICAL MIP BORINGS, APRIL 2013 (ARCADIS)
- CROSS SECTION TRANSECT LINE



**SITE PLAN**  
 PROPOSED BROADWAY VALDEZ  
 2820 AND 2855 BROADWAY  
 OAKLAND, CA

PROJECT NUMBER: 118EM01075	DATE: 09/02/2016	FIGURE
APPROVED BY: GS	DRAWN BY: CC	<b>2</b>

**ATC** 915 Highland Pointe Drive, Suite 250  
 Roseville, CA 95678  
 Ph: (916) 724-5247 \*\*\* Fax: (916) 724 5201



**LEGEND**

	TOP OF BORING		APPROXIMATE EXISTING GRADE
	SOIL SAMPLE ID AND LOCATION		APPROXIMATE DEPTH TO WATER NOTED IN BORING LOG
	SCREENED INTERVALS		DEPTH TO WATER GAUGED AUGUST 2, 2016
ND / 4.7 / 56 / <0.0050 / <0.0050	TPHg / TPHd / TPHo / TCE / CARBON TETRACHLORIDE - SOIL SAMPLE RESULTS (mg/kg).	ND=	NOT DETECTED ABOVE LABORATORY REPORTING LIMIT
<50 / <50 / <250 / <0.50 / 4.8	TPHg / TPHd / TPHo / TCE / CARBON TETRACHLORIDE - GROUNDWATER SAMPLE RESULTS (ug/L).	NA=	NOT ANALYZED
	SAND WITH CLAY (SP-SC), SILTY SAND (SM), CLAYEY SAND (SC) COARSE GRAINED SOILS: SAND (SP/SW).	TD=	TOTAL DEPTH EXPLORED AT EACH BORING LOCATION
	FINE GRAINED SOILS: SILT (ML), CLAY (CL)	(mg/kg) =	MILLIGRAMS PER KILOGRAMS
	APPROXIMATE EXTENT OF EXCAVATION FOR LAND DEVELOPMENT	(ug/L) =	MICROGRAMS PER LITER

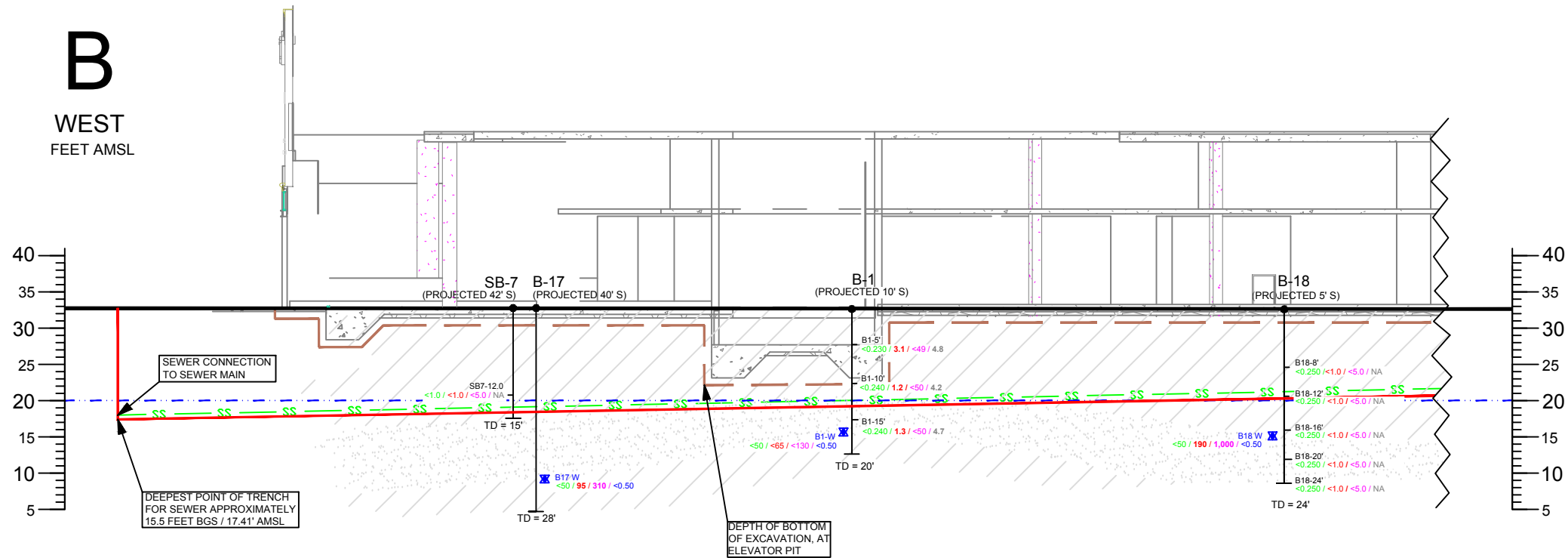


**CROSS-SECTION A-A' WITH PROJECTED STRATIGRAPHY AND PROPOSED DEVELOPMENT PLANS**  
 ALLIANCE REALTY  
 2855 BROADWAY  
 OAKLAND, CALIFORNIA

PROJECT NUMBER: 118EM01075	DATE: 09/02/16	FIGURE
APPROVED BY: GS	DRAWN BY: CC	<b>3</b>
<b>ATC</b> 915 Highland Pointe Drive Suite 250 Roseville, California 95678 Ph: (916) 724-5201 *** Fax: (916) 223-5201		

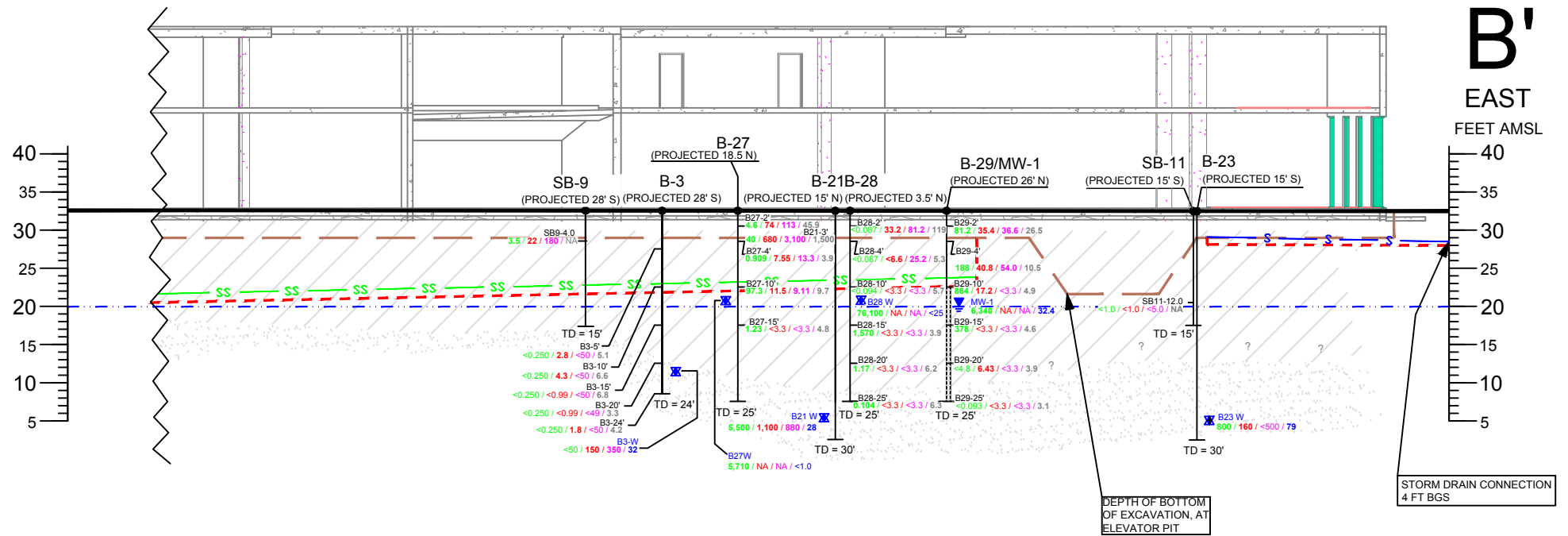
# B

WEST  
FEET AMSL



# B'

EAST  
FEET AMSL



### LEGEND

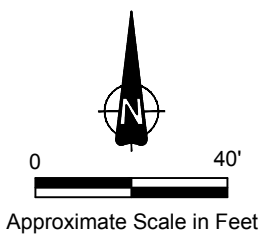
- TOP OF BORING
- SOIL SAMPLE ID AND LOCATION
- SCREENED INTERVALS
- <0.230 / 3.1 / <49 / 4.8 TPHg / TPHd / TPHo / LEAD - SOIL SAMPLE RESULTS (mg/kg).
- <50 / 95 / 310 / <0.50 TPHg / TPHd / TPHo / TCE - GROUNDWATER SAMPLE RESULTS (ug/L).
- SAND WITH CLAY (SP-SC), SILTY SAND (SM), CLAYEY SAND (SC) COARSE GRAINED SOILS: SAND (SP/SW).
- FINE GRAINED SOILS: SILT (ML), CLAY (CL)
- APPROXIMATE EXTENT OF EXCAVATION FOR LAND DEVELOPMENT
- APPROXIMATE DEEPEST EXTENT OF EXCAVATION FOR SEWER INSTALLATION TRENCH
- PROPOSED SEWER LOCATION
- APPROXIMATE WATER TABLE
- APPROXIMATE EXISTING GRADE
- DEPTH TO WATER GAUGED JULY 19, 2016
- GROUNDWATER SAMPLE LOCATION
- ND= NOT DETECTED ABOVE LABORATORY REPORTING LIMIT
- TD= TOTAL DEPTH EXPLORED AT EACH BORING LOCATION
- (mg/kg) = MILLIGRAMS PER KILOGRAMS
- (ug/L) = MICROGRAMS PER LITER



## CROSS-SECTION B-B' - TPHg, TPHd, TPHo, LEAD AND TCE RESULTS WITH PROJECTED STRATIGRAPHY AND PROPOSED DEVELOPMENT PLANS

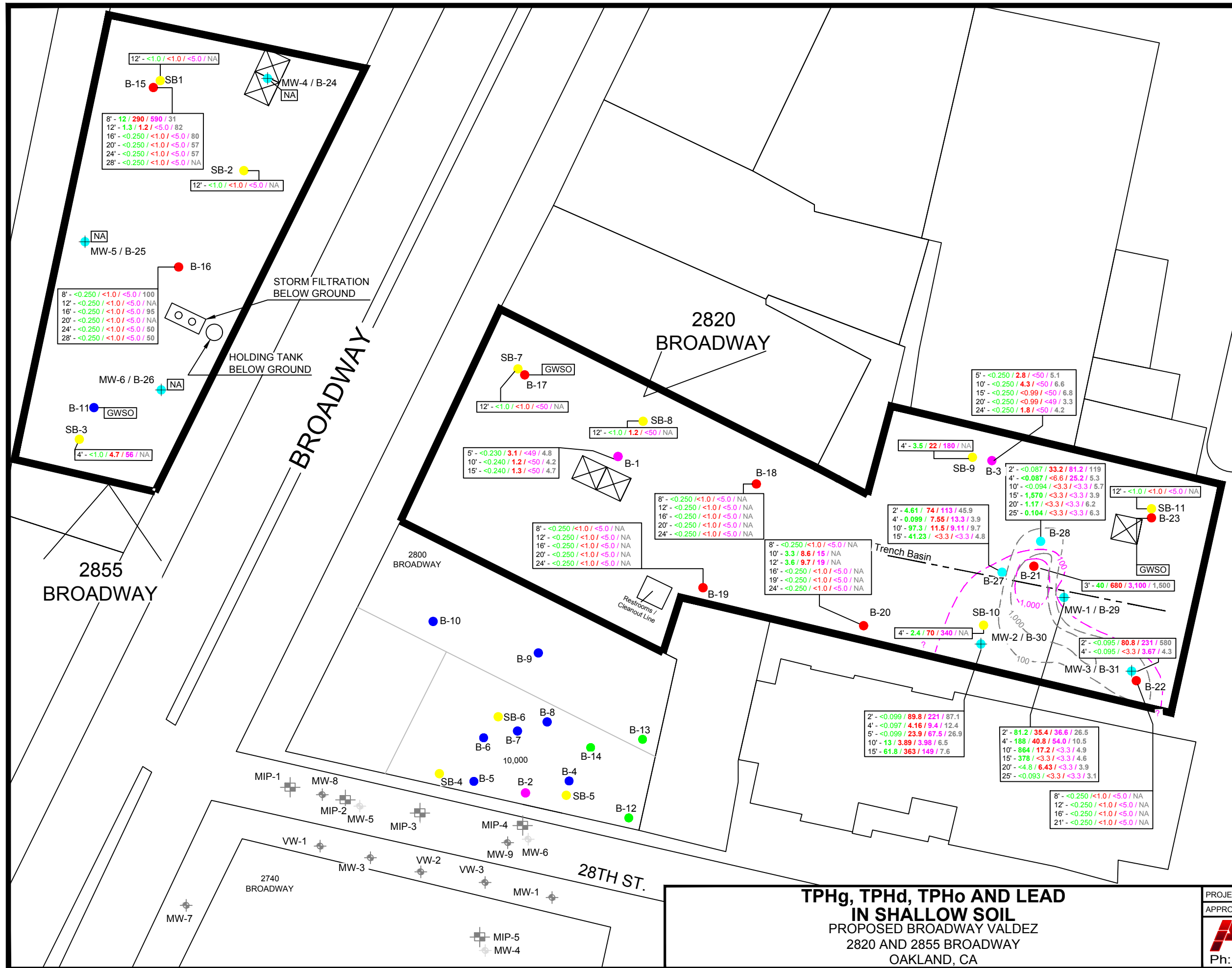
ALLIANCE REALTY  
2820 BROADWAY  
OAKLAND, CALIFORNIA

PROJECT NUMBER: 118EM01075	DATE: 09/02/16	FIGURE
APPROVED BY: GS	DRAWN BY: CC	4
<b>ATC</b> 915 Highland Pointe Drive Suite 250 Roseville, California 95678 Ph: (916) 724-5201 *** Fax: (916) 223-5201		



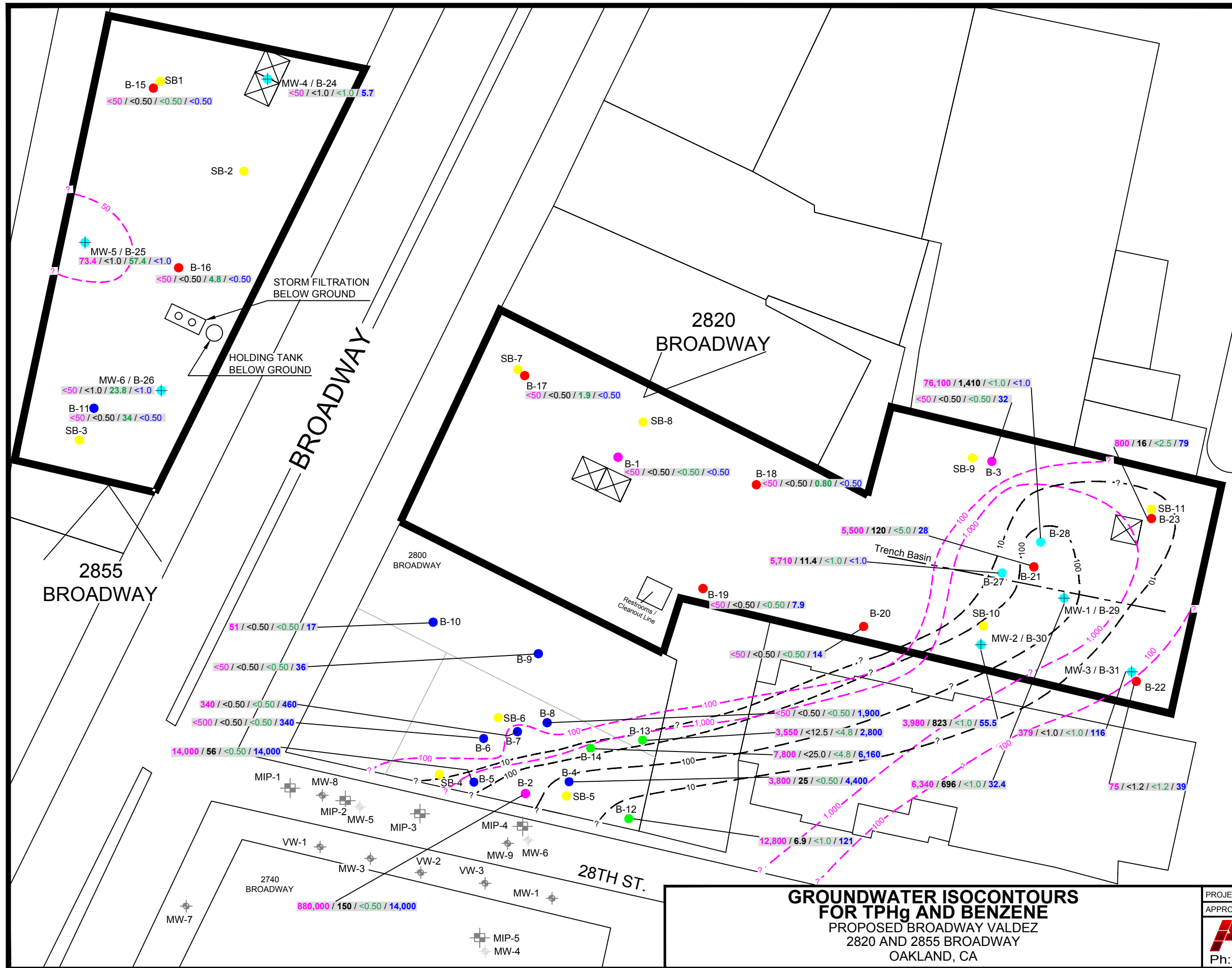
### LEGEND

- PROPOSED ELEVATOR LOCATION
- SB-1 SOIL BORING - APRIL 8, 2015 (AEI)
- B-1 SOIL BORING - SEPTEMBER 19, 2015
- B-4 SOIL BORING - OCTOBER 3, 2015
- B-12 SOIL BORING - OCTOBER 10, 2015
- B-15 SOIL BORING - NOVEMBER 5 & 6, 2015
- B-27 SOIL BORING - JULY 7 & 8, 2016
- MW-1 / B-26 MONITORING WELL / SOIL BORING - JULY 7 & 8, 2016
- MW-9 HISTORICAL MONITORING WELL (ARCADIS)
- MIP-3 HISTORICAL MIP BORINGS, APRIL 2013 (ARCADIS)
- 100 TPHo CONTOUR LINE (mg/kg)
- 100 LEAD CONTOUR LINE (mg/kg)
- 8' SAMPLE DEPTH
- <math><1.0 / <1.0 / <5.0 / \text{NA}</math> TPHg / TPHd / TPHo / LEAD CONCENTRATIONS (mg/kg).
- GWSO GROUNDWATER SAMPLE ONLY. NO SOIL SAMPLE COLLECTED
- NA NOT ANALYZED. LOCATIONS WITH ONLY NA LISTED INFER NA FOR ALL SAMPLES AT THAT LOCATION
- TPHg TOTAL PETROLEUM HYDROCARBONS AS GASOLINE
- TPHd TOTAL PETROLEUM HYDROCARBONS AS DIESEL
- TPHo TOTAL PETROLEUM HYDROCARBONS AS OIL
- mg/kg MILLIGRAMS PER KILOGRAM



















**TPHg, TPHd, TPHo AND LEAD  
IN SHALLOW SOIL**  
PROPOSED BROADWAY VALDEZ  
2820 AND 2855 BROADWAY  
OAKLAND, CA

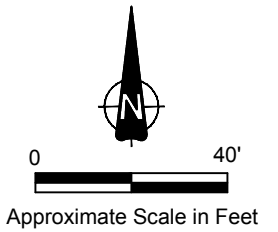
PROJECT NUMBER: 118EM01075	DATE: 09/02/16	FIGURE
APPROVED BY: GS	DRAWN BY: CC	5
<b>ATC</b> 915 Highland Pointe Drive, Suite 250 Roseville, CA 95678 Ph: (916) 724-5247 *** Fax: (916) 724 5201		



### LEGEND

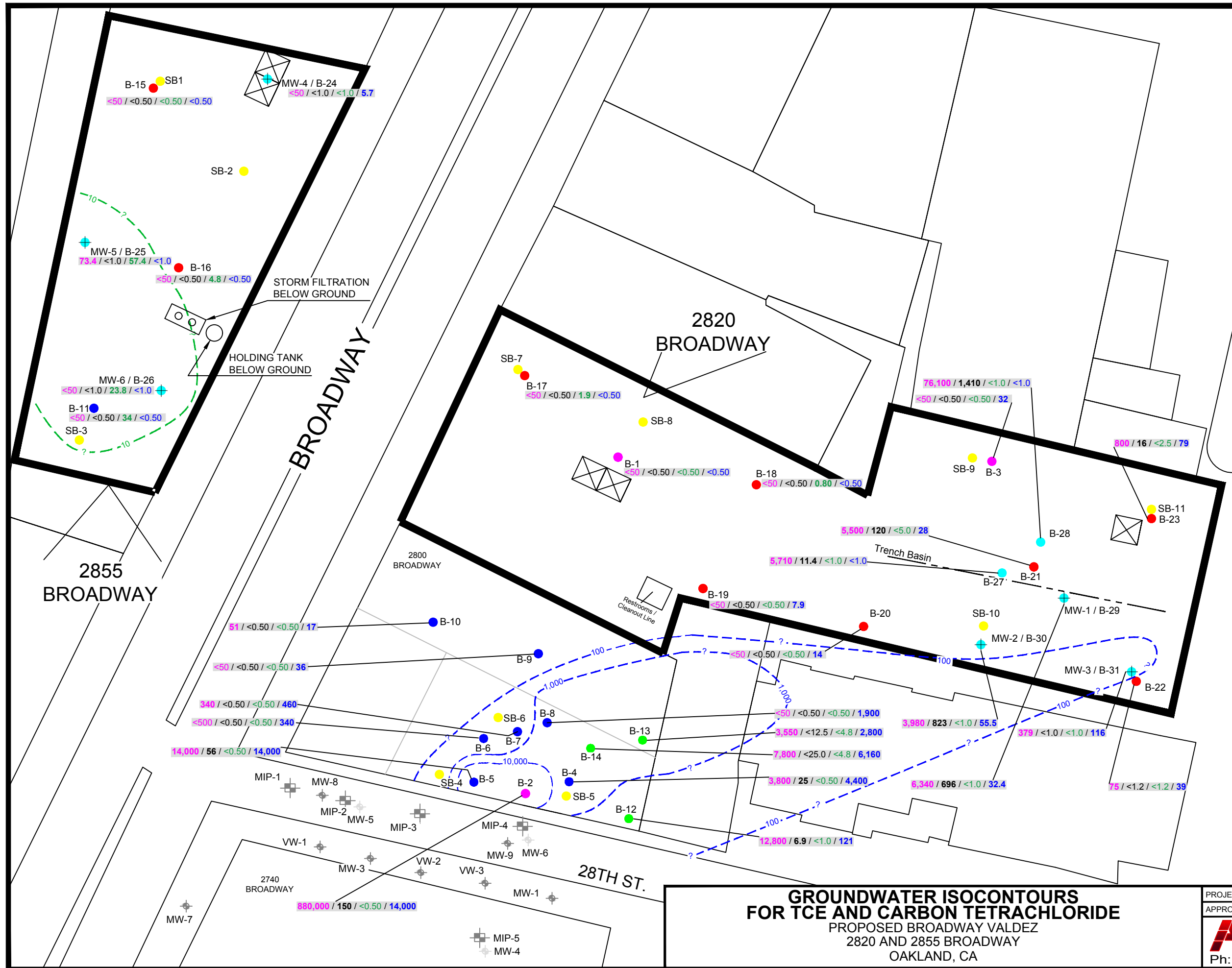
-  PROPOSED ELEVATOR LOCATION
-  SB-1 SOIL BORING - APRIL 8, 2015 (AEI)
-  B-1 SOIL BORING - SEPTEMBER 19, 2015
-  B-4 SOIL BORING - OCTOBER 3, 2015
-  B-12 SOIL BORING - OCTOBER 10, 2015
-  B-15 SOIL BORING - NOVEMBER 5 & 6, 2015
-  B-27 SOIL BORING - JULY 7 & 8, 2016
-  MW-1 / B-26 MONITORING WELL / SOIL BORING - JULY 7 & 8, 2016
-  MW-9 HISTORICAL MONITORING WELL (ARCADIS)
-  MIP-3 HISTORICAL MIP BORINGS, APRIL 2013 (ARCADIS)
-  1,000 TPHg ISOCONTOUR (ug/L).
-  -10- BENZENE ISOCONTOUR (ug/L).
-  <50 / <1.0 / 23.8 / <1.0 TPHg / Benzene / CT / TCE
-  TPHg TOTAL PETROLEUM HYDROCARBONS AS GASOLINE
-  CT CARBON TETRACHLORIDE
-  TCE TRICHLOROETHENE

ALL RESULT PRESENTED IN MICROGRAMS PER LITER (ug/L).  
GROUNDWATER SAMPLES WERE NOT COLLECTED AT SB LOCATIONS



**GROUNDWATER ISOCONTOURS  
FOR TPHg AND BENZENE**  
PROPOSED BROADWAY VALDEZ  
2820 AND 2855 BROADWAY  
OAKLAND, CA

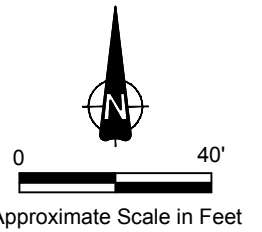
PROJECT NUMBER: 118EM01075	DATE: 09/02/2016	FIGURE
APPROVED BY: GS	DRAWN BY: CC	6
<b>ATC</b> 915 Highland Pointe Drive, Suite 250 Roseville, CA 95678 Ph: (916) 724-5247 *** Fax: (916) 724 5201		



### LEGEND

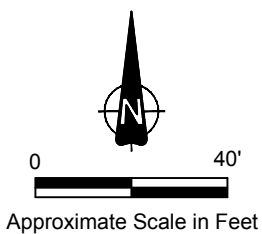
- PROPOSED ELEVATOR LOCATION
- SB-1 SOIL BORING - APRIL 8, 2015 (AEI)
- B-1 SOIL BORING - SEPTEMBER 19, 2015
- B-4 SOIL BORING - OCTOBER 3, 2015
- B-12 SOIL BORING - OCTOBER 10, 2015
- B-15 SOIL BORING - NOVEMBER 5 & 6, 2015
- B-27 SOIL BORING - JULY 7 & 8, 2016
- MW-1 / B-26 MONITORING WELL / SOIL BORING - JULY 7 & 8, 2016
- MW-9 HISTORICAL MONITORING WELL (ARCADIS)
- MIP-3 HISTORICAL MIP BORINGS, APRIL 2013 (ARCADIS)
- 10- CT ISOCONTOUR (ug/L).
- 100- TCE ISOCONTOUR (ug/L).
- <50 / <1.0 / 23.8 / <1.0 TPHg / Benzene / CT / TCE
- TPHg TOTAL PETROLEUM HYDROCARBONS AS GASOLINE
- TCE TRICHLOROETHENE
- CT CARBON TETRACHLORIDE

ALL RESULT PRESENTED IN MICROGRAMS PER LITER (ug/L).  
GROUNDWATER SAMPLES WERE NOT COLLECTED AT SB LOCATIONS



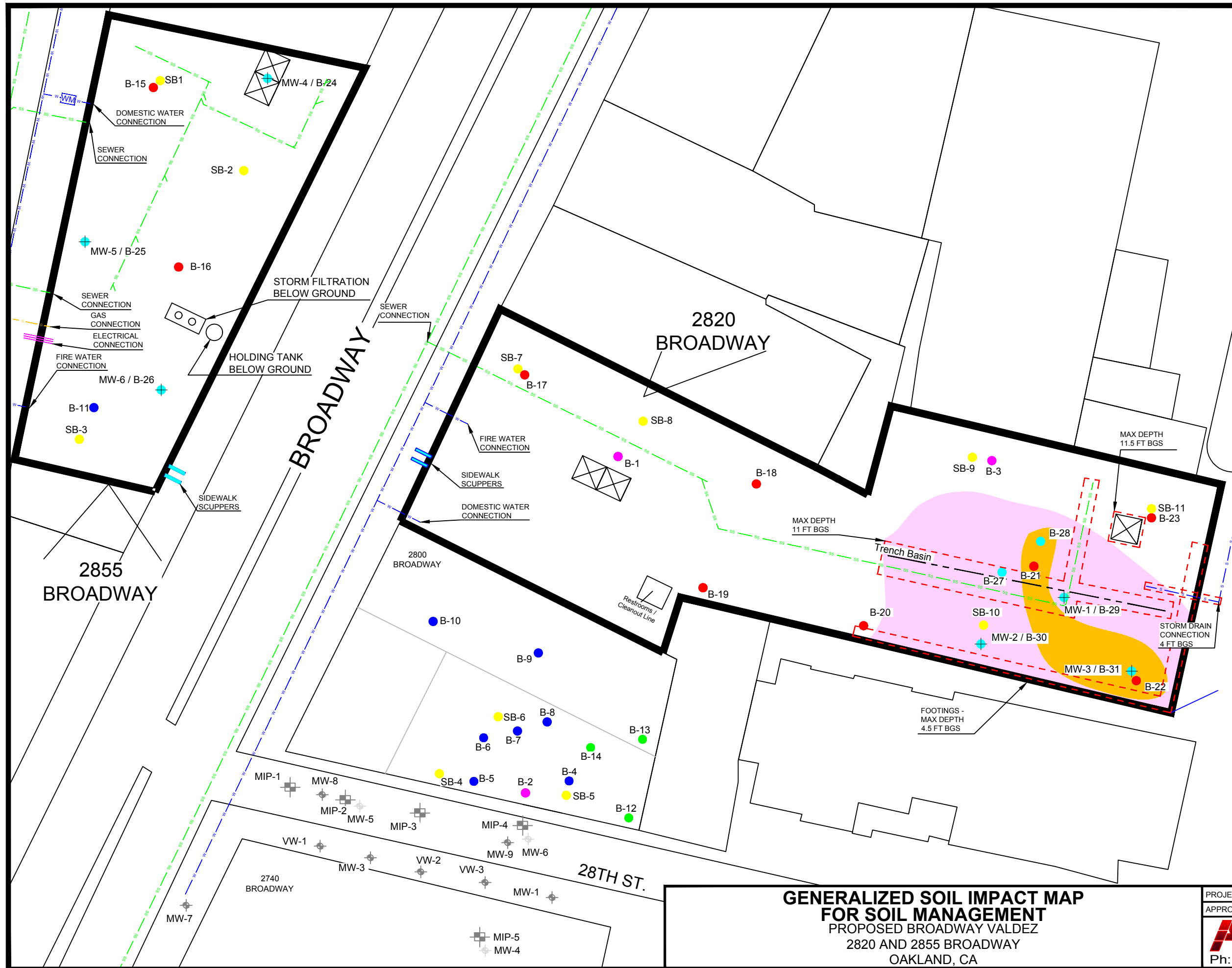
**GROUNDWATER ISOCONTOURS  
FOR TCE AND CARBON TETRACHLORIDE**  
PROPOSED BROADWAY VALDEZ  
2820 AND 2855 BROADWAY  
OAKLAND, CA

PROJECT NUMBER: 118EM01075	DATE: 09/02/2016	FIGURE
APPROVED BY: GS	DRAWN BY: CC	7
<b>ATC</b> 915 Highland Pointe Drive, Suite 250 Roseville, CA 95678 Ph: (916) 724-5247 *** Fax: (916) 724 5201		



### LEGEND

- PROPOSED ELEVATOR LOCATION
- ELEVATED PETROLEUM AND LEAD IN SOIL  
LEAD IS POTENTIAL RCRA HAZ OR NON-RCRA HAZ
- ELEVATED PETROLEUM AND LEAD IN SOIL  
LEAD IS POTENTIAL RCRA HAZ OR NON-RCRA HAZ
- PROPOSED SEWER LOCATION
- MUNICIPAL WATER SUPPLY (DOMESTIC WATER AND FIRE WATER)
- STORM DRAIN
- PLANNED AREAS OF EXCAVATION IN POTENTIALLY IMPACTED AREAS
- SB-1 SOIL BORING - APRIL 8, 2015 (AEI)
- B-1 SOIL BORING - SEPTEMBER 19, 2015
- B-4 SOIL BORING - OCTOBER 3, 2015
- B-12 SOIL BORING - OCTOBER 10, 2015
- B-15 SOIL BORING - NOVEMBER 5 & 6, 2015
- B-27 SOIL BORING - JULY 7 & 8, 2016
- MW-1 / B-26 MONITORING WELL / SOIL BORING - JULY 7 & 8, 2016
- MW-9 HISTORICAL MONITORING WELL (ARCADIS)
- MIP-3 HISTORICAL MIP BORINGS, APRIL 2013 (ARCADIS)

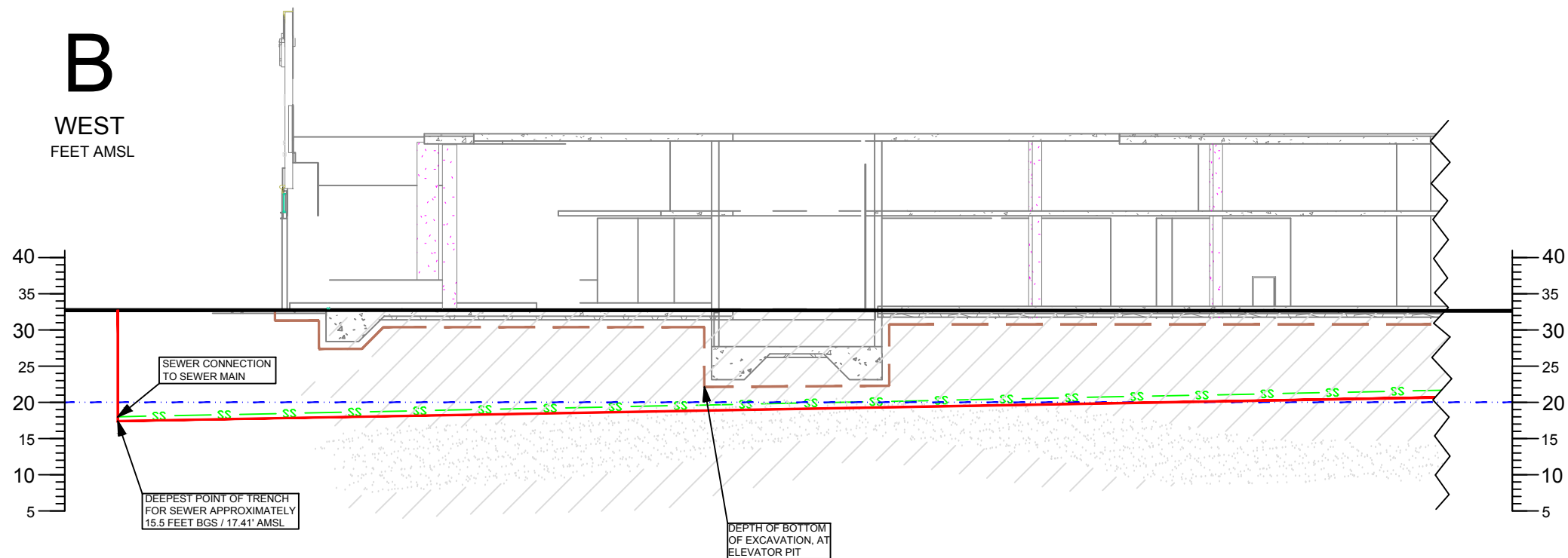


**GENERALIZED SOIL IMPACT MAP  
FOR SOIL MANAGEMENT**  
PROPOSED BROADWAY VALDEZ  
2820 AND 2855 BROADWAY  
OAKLAND, CA

PROJECT NUMBER: 118EM01075	DATE: 09/02/16	FIGURE 8
APPROVED BY: GS	DRAWN BY: CC	
915 Highland Pointe Drive, Suite 250 Roseville, CA 95678 Ph: (916) 724-5247 *** Fax: (916) 724 5201		

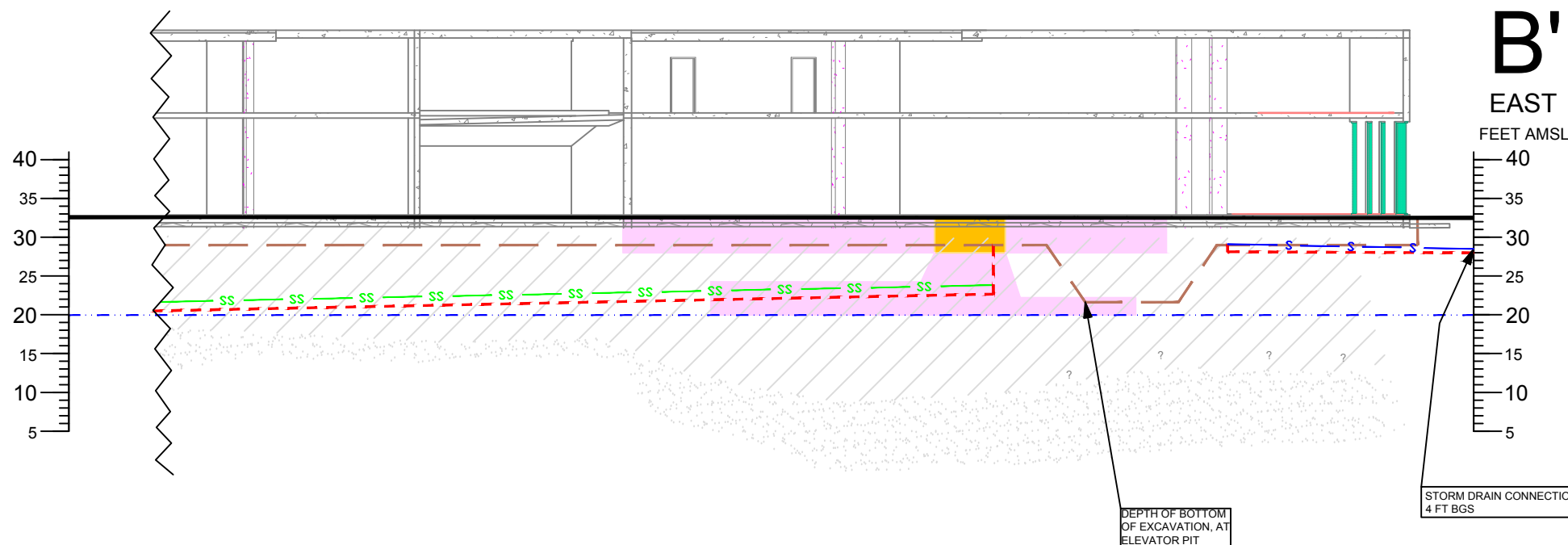
# B

WEST  
FEET AMSL



# B'

EAST  
FEET AMSL



### LEGEND

- APPROXIMATE EXTENT OF EXCAVATION FOR LAND DEVELOPMENT
- DEEPEST APPROXIMATE EXTENT OF EXCAVATION FOR SEWER AND STORM DRAIN INSTALLATION TRENCH
- SS PROPOSED SEWER LOCATION
- S PROPOSED STORM DRAIN LOCATION
- APPROXIMATE WATER TABLE
- APPROXIMATE EXISTING GRADE
- SAND WITH CLAY (SP-SC), SILTY SAND (SM), CLAYEY SAND (SC) COARSE GRAINED SOILS: SAND (SP/SW)
- FINE GRAINED SOILS: SILT (ML), CLAY (CL)
- ELEVATED PETROLEUM AND LEAD IN SOIL  
LEAD IS POTENTIAL RCRA HAZARDOUS OR NON-RCRA HAZARDOUS WASTE
- ELEVATED PETROLEUM IN SOIL AND GROUNDWATER



**CROSS-SECTION B-B'**  
**GENERALIZED SOIL IMPACTS FOR SOIL MANAGEMENT**  
 ALLIANCE REALTY  
 2820 BROADWAY  
 OAKLAND, CALIFORNIA

PROJECT NUMBER: 118EM01075	DATE: 09/02/16	FIGURE
APPROVED BY: GS	DRAWN BY: CC	<b>9</b>
<b>ATC</b> 915 Highland Pointe Drive Suite 250 Roseville, California 95678 Ph: (916) 724-5201 *** Fax: (916) 223-5201		



**APPENDIX A**  
**REDEVELOPMENT DESIGN PLANS**

# BROADWAY VALDEZ

## PLANNING SUBMITTAL

### CITY OF OAKLAND, ALAMEDA COUNTY, CALIFORNIA

#### GENERAL NOTES

- SOURCE OF TOPOGRAPHY:** EXISTING TOPOGRAPHIC INFORMATION SHOWN IS BASED ON A SURVEY UNDER THE SUPERVISION OF BRUCE T. TRONOFF, PLS #6415.
- FEMA DESIGNATED FLOOD ZONE:** PURSUANT TO THE FEDERAL EMERGENCY MANAGEMENT AGENCY, NATIONAL FLOOD INSURANCE PROGRAM, FLOOD INSURANCE RATE MAP, COMMUNITY NO. 065048, PANEL 0059G, EFFECTIVE DATE AUGUST 3, 2009, THE WESTERLY PORTION OF THE SUBJECT PROPERTY LIES WITHIN FLOOD ZONE "X" - AREAS DETERMINED TO BE OUTSIDE THE 0.2% ANNUAL CHANCE FLOOD; AREAS OF 1% ANNUAL CHANCE FLOOD WITH AVERAGE DEPTHS OF LESS THAN 1 FOOT OR WITH DRAINAGE AREAS LESS THAN 1 SQUARE MILE; AND AREAS PROTECTED BY LEVEES FROM 1% ANNUAL CHANCE FLOOD (SAID FLOOD INSURANCE RATE MAP NOTES "1% ANNUAL CHANCE FLOOD DISCHARGE CONTAINED IN CULVERT IN THIS AREA).
- UTILITIES:** UNDERGROUND UTILITIES PLOTTED HEREON WERE PLOTTED FROM A COMBINATION OF FIELD SURVEY, OBSERVED SURFACE EVIDENCE (CONDITIONS PERMITTING) AND RECORD INFORMATION OBTAINED FROM THE RESPECTIVE UTILITY COMPANIES, AND ARE NOT INTENDED TO REPRESENT THEIR ACTUAL LOCATIONS; THEREFORE ALL UTILITIES MUST BE VERIFIED WITH RESPECT TO SIZE, HORIZONTAL AND VERTICAL LOCATIONS BY THE OWNER AND/OR CONTRACTOR PRIOR TO DESIGN OR CONSTRUCTION; NO RESPONSIBILITY IS ASSUMED BY THE ENGINEER FOR THE LOCATION AND CAPACITY OF SAID UTILITIES.
- BOUNDARY:** THE PROPERTY BOUNDARY SHOWN HEREON IS BASED UPON AN A.L.T.A. SURVEY PREPARED BY BRUCE T. TRONOFF, PLS #6415, DATED MARCH 09, 2016.

#### PROJECT DATA

**OWNER:** ALLIANCE REALTY PARTNERS, LLC  
477 PACIFIC AVENUE, SUITE ONE  
SAN FRANCISCO, CA 94133  
PHONE: (415) 773-6150  
CONTACT: PETER SOLAR

**ARCHITECT:** BAR ARCHITECTS  
901 BATTERY STREET, SUITE 300  
SAN FRANCISCO, CA 94111  
PHONE: (415) 293-5700  
CONTACT: BENJAMIN SCHAEFER

**CIVIL ENGINEER:** BKF ENGINEERS  
255 SHORELINE DRIVE, SUITE 200  
REDWOOD CITY, CA 94065  
PHONE: (650) 482-6377  
CONTACT: SIMON NORTH

**LANDSCAPE ARCHITECT:** G.L.S. LANDSCAPE ARCHITECTURE  
2677 MISSION STREET, #200  
SAN FRANCISCO, CA 94110  
PHONE: (415) 433-4672  
CONTACT: GARY STRANG

**ASSESSOR PARCEL NO.:** 009-0685-068 (AFFECTS: PARCEL ONE),  
009-0685-069-01 (AFFECTS: PARCEL TWO),  
009-0686-003 (AFFECTS: PARCEL THREE)

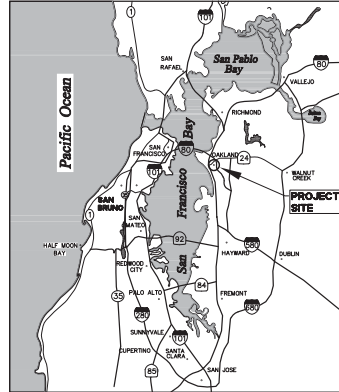
**EXISTING LAND USE:** COMMERCIAL

**PROPOSED LAND USE:** MIXED USE

**LAND AREA:** 1.38 ACRES TOTAL

**UTILITY INFORMATION:**

WATER SUPPLY: EAST BAY MUNICIPAL UTILITY DISTRICT (EBMUD)  
FIRE PROTECTION: CITY OF OAKLAND / EBMUD  
SEWAGE DISPOSAL: CITY OF OAKLAND  
STORM DRAIN: CITY OF OAKLAND  
GAS: PACIFIC GAS & ELECTRIC (PG&E)  
ELECTRIC: PACIFIC GAS & ELECTRIC (PG&E)  
TELEPHONE: AT&T  
CABLE TELEVISION: COMCAST



LOCATION MAP  
NTS



VICINITY MAP  
NTS

#### SHEET INDEX

SHEET NO.	DESCRIPTION
C1.01	TITLE SHEET
C2.01	EXISTING CONDITIONS
C3.01	CONCEPTUAL DEMOLITION PLAN
C4.01	CONCEPTUAL GRADING & DRAINAGE
C5.01	CONCEPTUAL UTILITY PLAN
C6.01	CONCEPTUAL STORM WATER MANAGEMENT PLAN
C7.01	DETAILS
C8.01	CONCEPTUAL EROSION CONTROL PLAN

#### PROJECT DESCRIPTION

THE PROJECT IS PROPOSING TO DEMOLISH THE EXISTING PAVEMENT AND STRUCTURES ON THREE PARCELS ALONG BROADWAY BETWEEN 28TH STREET AND 29TH STREET. NEW MULTI-FAMILY RESIDENTIAL BUILDINGS WITH ROUND FLOOR RETAIL SPACE WILL BE CONSTRUCTED ON THE SITES.

#### ABBREVIATIONS

AC	ASPHALT CONCRETE	ESMT	EASEMENT	M	MEASURED DIMENSION	SDCO	STORM DRAIN CLEANOUT
B/W	BACK OF WALK	EX	EXISTING	N	NORTH	SDOI	STORM DRAIN DROP INLET
BEW	BACK EDGE OF WALK	FC	FACE OF CURB	(N)	NEW, PROPOSED, FUTURE	SDMH	STORM DRAIN MANHOLE
BLDG	BUILDING	FDC	FIRE DEPARTMENT CONNECTION	NO	NUMBER	SS	SANITARY SEWER
BOW	BOTTOM OF WALL	FF	FINISHED FLOOR	OG	OPEN GRATE	SSCO	SANITARY SEWER CLEANOUT
BTM	BOTTOM	FG	FINISHED GRADE	OH	OVERHEAD	SSMH	SANITARY SEWER MANHOLE
BVCE	BEGIN VERTICAL CURVE ELEVATION	FH	FIRE HYDRANT	OH&T	OVERHEAD ELECTRIC	TBD	TO BE DETERMINED
BVCS	BEGIN VERTICAL CURVE STATION	FL	FLOW LINE	OR	OVERHEAD ELECTRIC & TELEPHONE	TC	TOP OF CURB
C	CENTER LINE	FNC	FENCE	OR	OFFICIAL RECORDS OF ALAMEDA COUNTY	TEL	TELEPHONE
C&G	CURB AND GUTTER	FT	FEET	OR, O.R.	OFFICIAL RECORD OF ALAMEDA COUNTY	TOW	TOP OF WALL
CB	CATCH BASIN	FW	FIRE WATER	OVR	OVER PROPERTY LINE	TTC	THEORETICAL TOP OF CURB
CL	CENTER LINE	G	GROUND	P/L	PROPERTY LINE	TW	TOP OF WALL
CLR	CLEAR OF PROPERTY LINE	GFF	GARAGE FINISHED FLOOR	PAV	PAVEMENT	TYP	TYPICAL
CN, CONC	CONCRETE	GND	GROUND	PG&E	PACIFIC GAS & ELECTRIC	VC	VERTICAL CURVE
CO	CLEANOUT	GP	GUARD POST	PL	PROPERTY LINE	VERT	VERTICAL
CTV	CABLE TELEVISION	GR	GRATE	PR	PROPOSED	W	WEST, WATER
D	DEED DIMENSION	GRAN	GRANITE	PSDE	PRIVATE STORM DRAIN EASEMENT	W/	WITH
DW	DOMESTIC WATER	HORZ	HORIZONTAL	R	RADIUS	WM	WATER METER
DWGS	DRAWINGS	INV	INVERT	R/W	RIGHT OF WAY	WV	WATER VALVE
DWY	DRIVEWAY	IRR	IRRIGATION	RC	RELATIVE COMPACTION		
E	EAST, ELECTRIC	JT	JOINT TRENCH	RCP	REINFORCED CONCRETE PIPE		
EBMUD	EAST BAY MUNICIPAL UTILITY DISTRICT	L	LENGTH	ROW	RIGHT OF WAY		
EG	EXISTING GROUND	L/C	LANDSCAPE	S	SOUTH		
ELEC	ELECTRIC	LF	LINEAR FEET	S/W	SIDEWALK		
ELEV	ELEVATION	LG	LIP OF GUTTER	SD	STORM DRAIN		
EP	EDGE OF PAVEMENT	LT	LIGHT	SDAD	STORM DRAIN AREA DRAIN		

M	MEASURED DIMENSION	SDCO	STORM DRAIN CLEANOUT
N	NORTH	SDOI	STORM DRAIN DROP INLET
(N)	NEW, PROPOSED, FUTURE	SDMH	STORM DRAIN MANHOLE
NO	NUMBER	SS	SANITARY SEWER
OG	OPEN GRATE	SSCO	SANITARY SEWER CLEANOUT
OH	OVERHEAD	SSMH	SANITARY SEWER MANHOLE
OH&T	OVERHEAD ELECTRIC	TBD	TO BE DETERMINED
OR	OFFICIAL RECORDS OF ALAMEDA COUNTY	TC	TOP OF CURB
OR, O.R.	OFFICIAL RECORD OF ALAMEDA COUNTY	TEL	TELEPHONE
OVR	OVER PROPERTY LINE	TOW	TOP OF WALL
P/L	PROPERTY LINE	TTC	THEORETICAL TOP OF CURB
PAV	PAVEMENT	TW	TOP OF WALL
PG&E	PACIFIC GAS & ELECTRIC	TYP	TYPICAL
PL	PROPERTY LINE	VC	VERTICAL CURVE
PR	PROPOSED	VERT	VERTICAL
PSDE	PRIVATE STORM DRAIN EASEMENT	W	WEST, WATER
R	RADIUS	W/	WITH
R/W	RIGHT OF WAY	WM	WATER METER
RC	RELATIVE COMPACTION	WV	WATER VALVE
RCP	REINFORCED CONCRETE PIPE		
ROW	RIGHT OF WAY		
S	SOUTH		
S/W	SIDEWALK		
SD	STORM DRAIN		
SDAD	STORM DRAIN AREA DRAIN		

#### LEGEND

EXISTING	PROPOSED
AREA LIGHT	
CABLE TELEVISION BOX	
CATCH BASIN/INLET	
CLEAN OUT	
ELECTRIC BOX	
ELECTRIC MANHOLE	
ELECTRIC MANHOLE	
FIRE HYDRANT	
GAS METER	
GAS VALVE	
HOSE BIB	
JOINT POLE	
PARKING METER	
SANITARY SEWER MANHOLE	
STREET LIGHT	
STREET LIGHT BOX	
TELEPHONE BOX	
TRAFFIC SIGNAL	
TRAFFIC SIGNAL BOX	
TRAFFIC SIGNAL PEDESTAL	
UTILITY BOX	
WATER METER BOX	
WATER VALVE	

**BROADWAY VALDEZ** 2800, 2820, 2855 BROADWAY, OAKLAND CA 94611

**TITLE SHEET**

**BAR architects**

901 Battery Street, Suite 300 | San Francisco, CA 94111 | 415 293 5700 | www.bararch.com

**BKF 100 YEARS**  
ENGINEERS, SURVEYORS, PLANNERS

BKF-150172

04/08/16

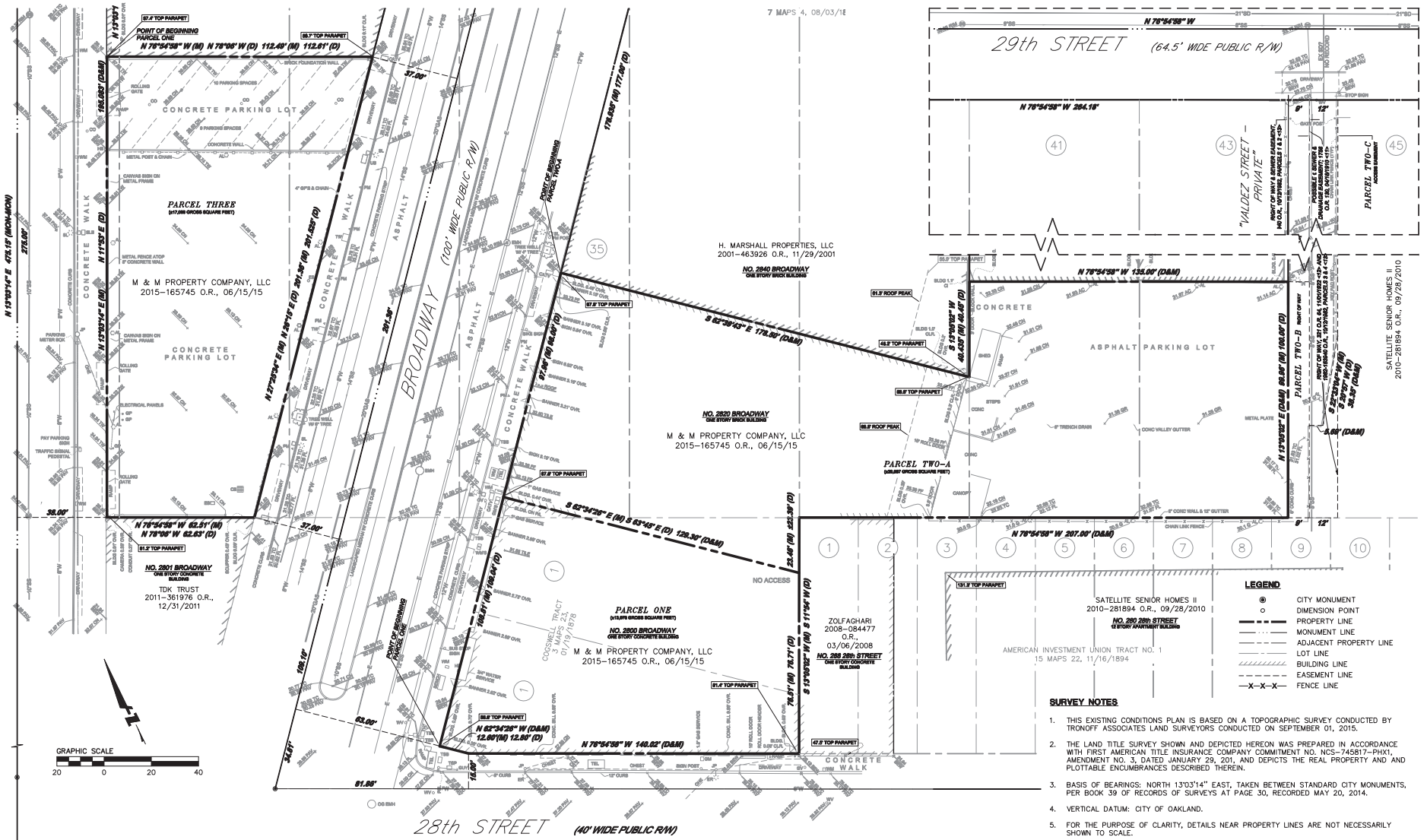
**C1.01**

WEBSTER STREET (66' WIDE PUBLIC R/W)

**BROADWAY VALDEZ** 2800, 2820, 2855 BROADWAY, OAKLAND CA 94611

**BAR architects**  
 901 Battery Street, Suite 300 | San Francisco, CA 94111 | 415 293 5700 | www.bararch.com

7 MAPS 4, 08/03/18



- LEGEND**
- CITY MONUMENT
  - DIMENSION POINT
  - PROPERTY LINE
  - ADJACENT PROPERTY LINE
  - LOT LINE
  - BUILDING LINE
  - EASEMENT LINE
  - X-X-X- FENCE LINE
- SURVEY NOTES**
1. THIS EXISTING CONDITIONS PLAN IS BASED ON A TOPOGRAPHIC SURVEY CONDUCTED BY TRONOFF ASSOCIATES LAND SURVEYORS CONDUCTED ON SEPTEMBER 01, 2015.
  2. THE LAND TITLE SURVEY SHOWN AND DEPICTED HEREON WAS PREPARED IN ACCORDANCE WITH FIRST AMERICAN TITLE INSURANCE COMPANY COMMITMENT NO. NCS-745817-PHX1, AMENDMENT NO. 3, DATED JANUARY 29, 2011, AND DEPICTS THE REAL PROPERTY AND ANY PLOTTABLE ENCUMBRANCES DESCRIBED THEREIN.
  3. BASIS OF BEARINGS: NORTH 13°03'14" EAST, TAKEN BETWEEN STANDARD CITY MONUMENTS, PER BOOK 39 OF RECORDS OF SURVEYS AT PAGE 30, RECORDED MAY 20, 2014.
  4. VERTICAL DATUM: CITY OF OAKLAND.
  5. FOR THE PURPOSE OF CLARITY, DETAILS NEAR PROPERTY LINES ARE NOT NECESSARILY SHOWN TO SCALE.



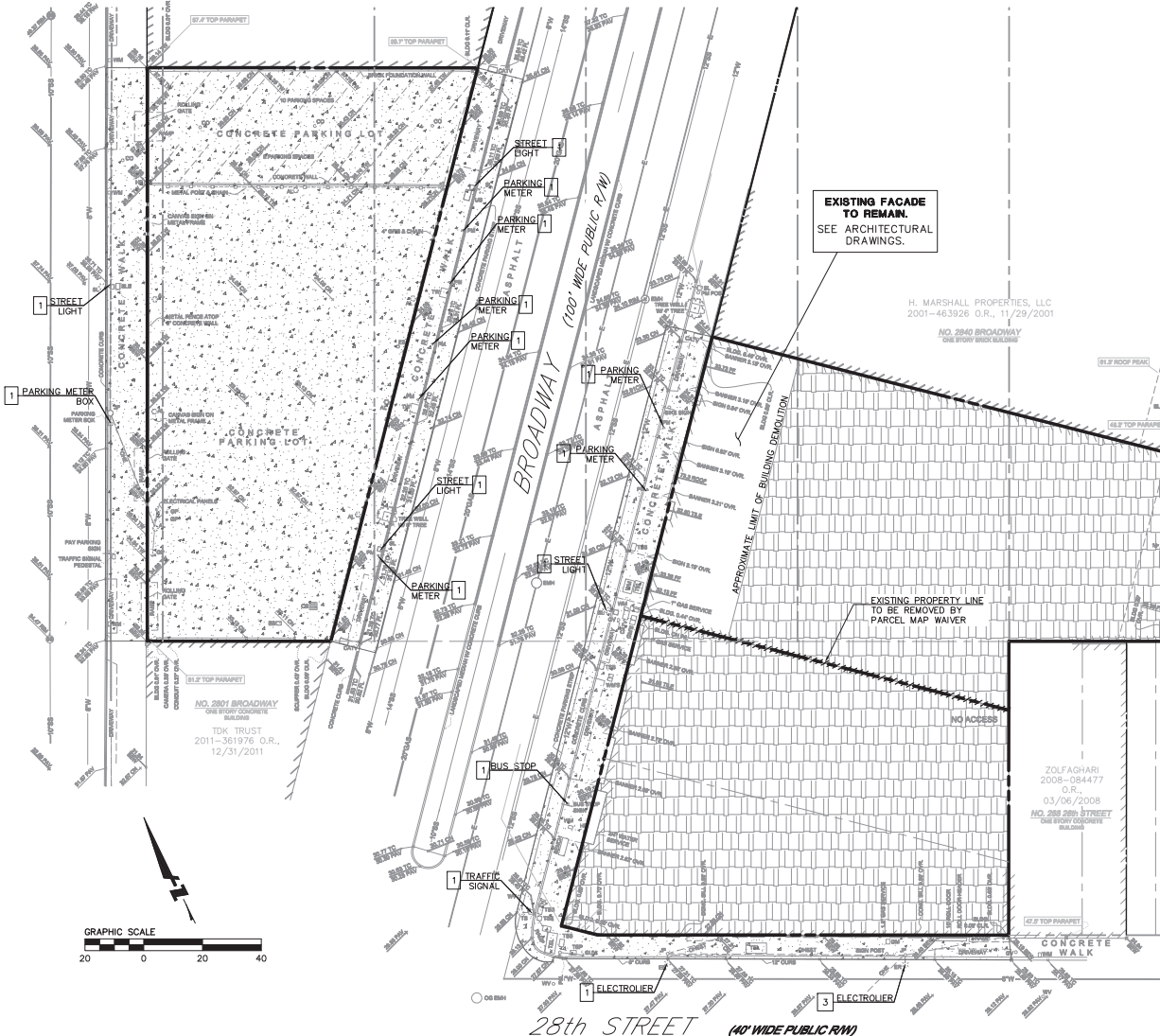
BKF-150172

04/08/18

SCALE: 1" = 20'

C2.01

WEBSTER STREET (66' WIDE PUBLIC R/W)

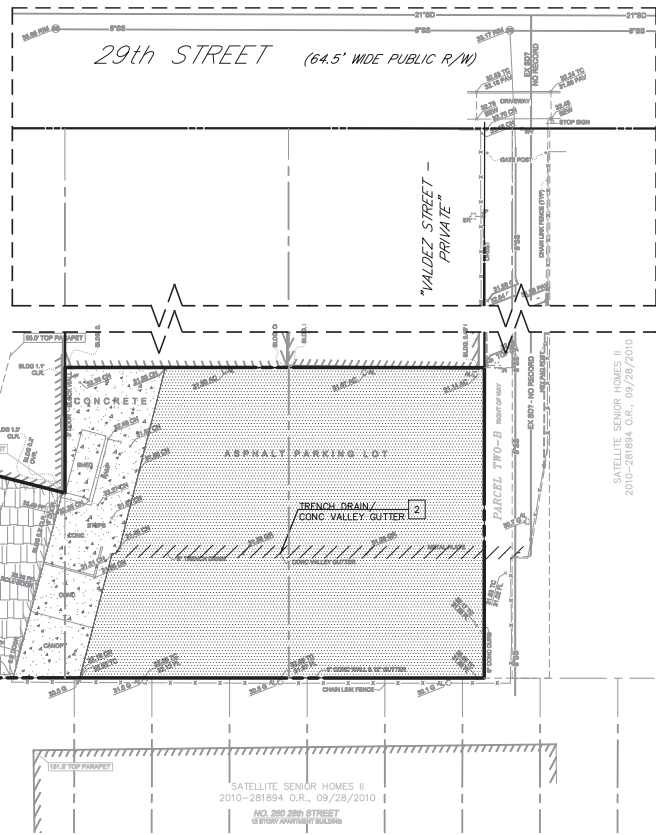


**EXISTING FACADE TO REMAIN.**  
 SEE ARCHITECTURAL DRAWINGS.

H. MARSHALL PROPERTIES, LLC  
 2001-463926 O.R., 11/29/2001  
 NO. 2840 BROADWAY  
 ONE STORY WOOD BUILDING

EXISTING PROPERTY LINE  
 TO BE REMOVED BY  
 PARCEL MAP WAIVER

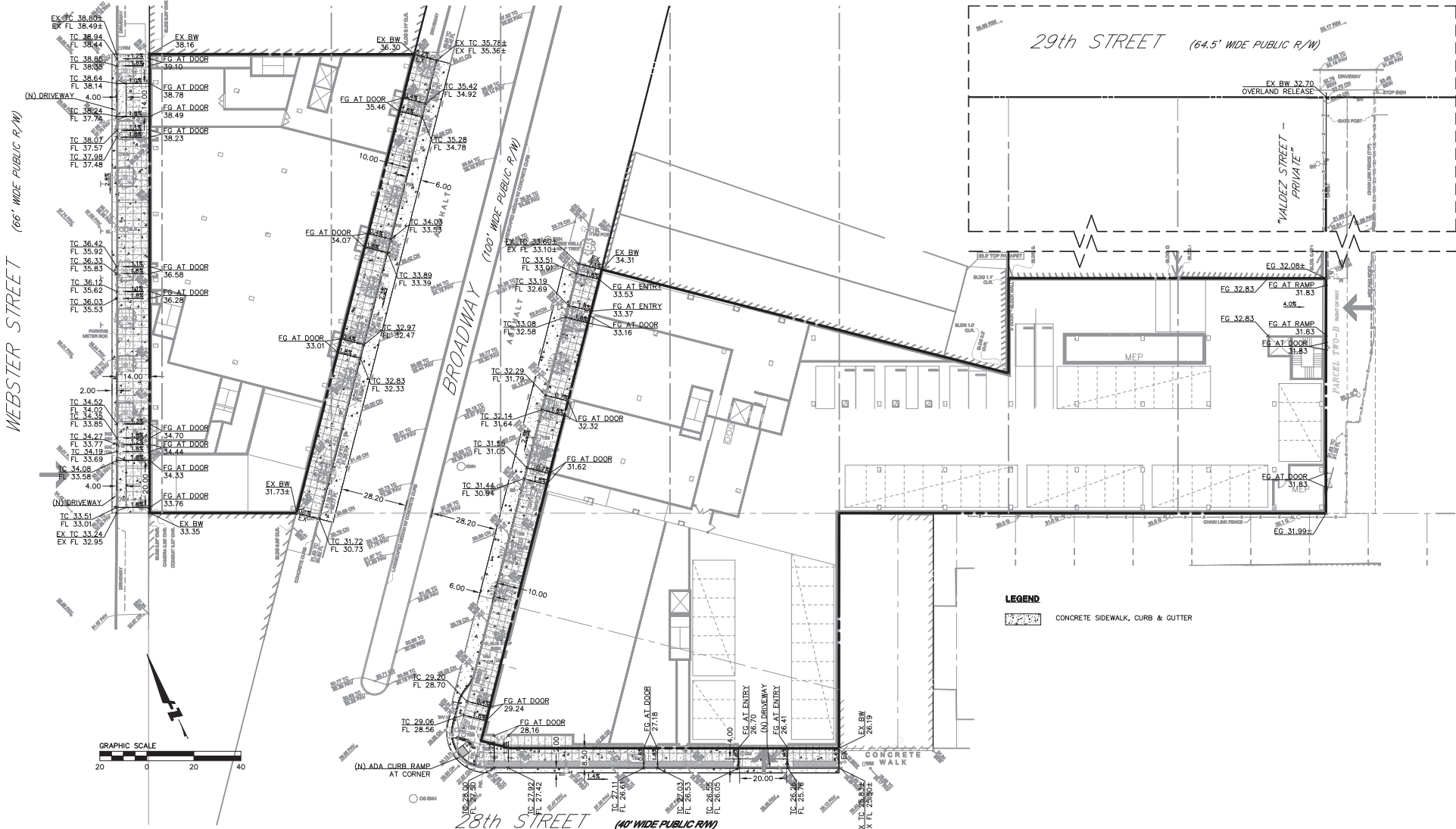
APPROXIMATE LIMIT OF BUILDING DEMOLITION



- LEGEND**
- SAWCUT DEMO & REMOVE EXISTING ASPHALT PARKING LOT AND FULL DEPTH AC.
  - SAWCUT DEMO & REMOVE EXISTING CONCRETE HARDSCAPE INCLUDING SIDEWALK, CURB, GUTTER, AND CONCRETE PARKING STRIP.
  - EXISTING BUILDING TO BE DEMOLISHED.
  - EXISTING FACILITY TO BE REMOVED.
  - PROPERTY LINE TO BE REMOVED.
- DEMOLITION KEY NOTES**
- 1 PROTECT EXISTING FACILITY TO REMAIN.
  - 2 EXISTING FACILITY TO BE DEMOLISHED AND REMOVED.
  - 3 EXISTING ELECTROLIER TO BE RELOCATED.

**BROADWAY VALDEZ** 2800, 2820, 2855 BROADWAY, OAKLAND CA 94611

**CONCEPTUAL DEMOLITION PLAN**

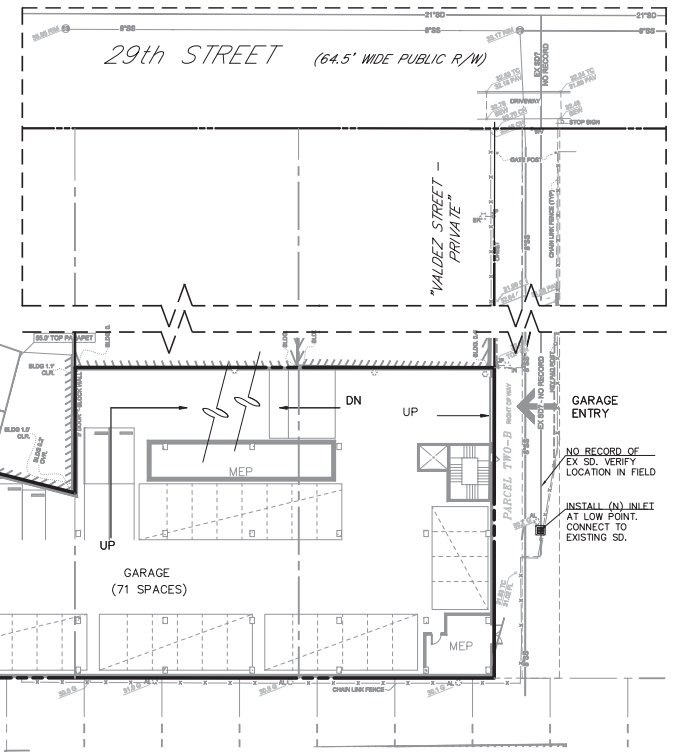
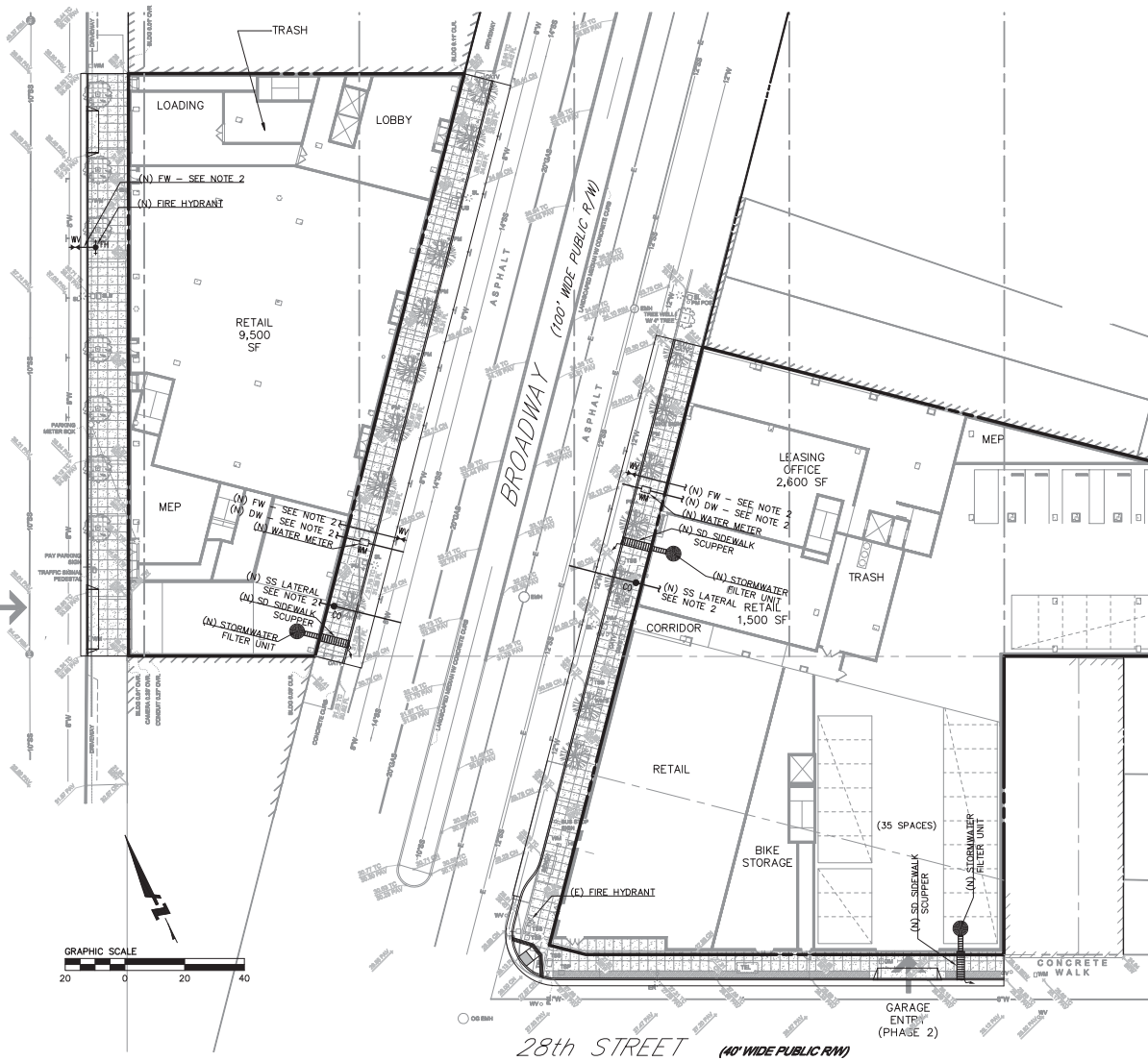


**BROADWAY VALDEZ** 2800, 2820, 2855 BROADWAY, OAKLAND CA 94611

**CONCEPTUAL GRADING & SITE PLAN**

WEBSTER STREET (66' WIDE PUBLIC R/W)

GARAGE ENTRY



**LEGEND**

- STORMWATER FILTER UNIT - SEE DETAIL 1  
C7.01
- SD SIDEWALK SCUPPER - SEE DETAIL 2  
C7.01
- FLOW DIRECTION

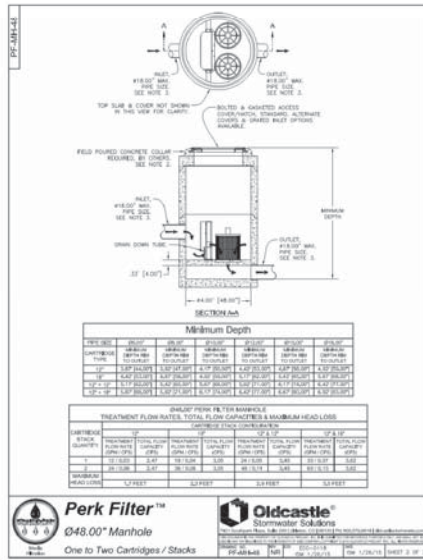
**NOTES**

1. INFORMATION REGARDING EXISTING SUBSURFACE IMPROVEMENTS AND UTILITIES SHOWN ON THESE PLANS WAS TAKEN FROM RECORD DATA. IT IS NOT MEANT TO BE A FULL CATALOG OF EXISTING CONDITIONS. CONTRACTOR SHALL CONDUCT FIELD INVESTIGATIONS AS REQUIRED TO VERIFY THE LOCATION AND ELEVATION OF ALL EXISTING SUBSURFACE IMPROVEMENTS AND UTILITIES, WHETHER SHOWN ON THESE PLANS OR NOT, PRIOR TO THE COMMENCEMENT OF WORK. UPON DISCOVERY OF ANY DISCREPANCIES BETWEEN EXISTING CONDITIONS IN THE FIELD AND INFORMATION SHOWN ON THESE PLANS.
2. DOMESTIC WATER, FIRE WATER, AND SANITARY SEWER LATERAL SIZES TO BE CONFIRMED DURING THE DETAILED DESIGN PHASE.

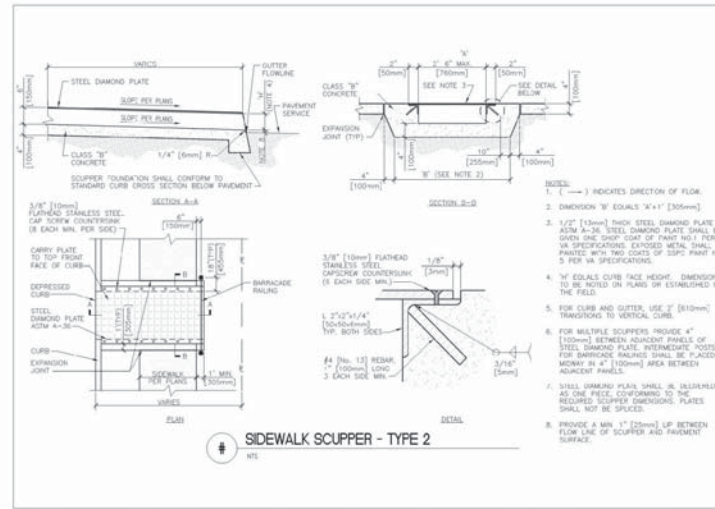
**BROADWAY VALDEZ** 2800, 2820, 2855 BROADWAY, OAKLAND CA 94611

**CONCEPTUAL UTILITY PLAN**





1  
—  
—  
**STORMWATER FILTER UNIT**  
NTS



2  
—  
—  
**SD SIDEWALK SCUPPER**  
NTS

**BROADWAY VALDEZ** | 2800, 2820, 2855 BROADWAY, OAKLAND CA 94611

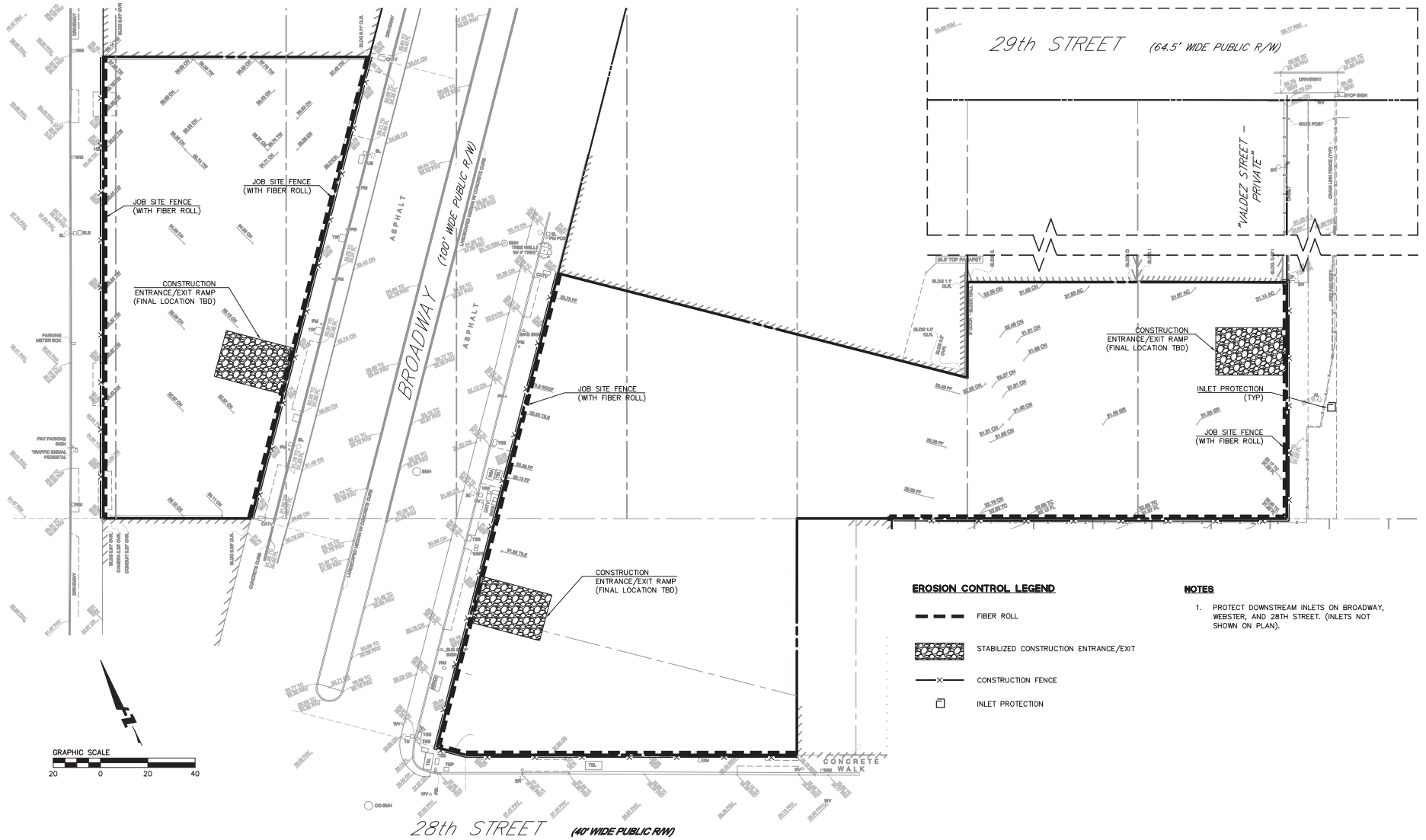
**DETAILS**



DRAWING NAME: J:\301\150172\_0800\_0800\_0800\_Planning\Drawings\ENCLOSURE PLANNING SHEETS\C8.01-BREC.dwg  
 PLOT DATE: 04-08-16 PLOTTED BY: mayr

COPY RIGHT © BAR ARCHITECTS

WEBSTER STREET (66' WIDE PUBLIC R/W)



**BROADWAY VALDEZ** | 2800, 2820, 2855 BROADWAY, OAKLAND CA 94611

**CONCEPTUAL EROSION CONTROL PLAN**

**BAR architects**  
 901 Battery Street, Suite 300 | San Francisco, CA 94111 | 415 293 5700 | www.bararch.com

**BKF100**  
 YEARS  
 ENGINEERS, SURVEYORS, PLANNERS

BKF-150172

04/08/16

SCALE: 1" = 20'

**C8.01**

**NOTES**  
 1. PROTECT DOWNSTREAM INLETS ON BROADWAY, WEBSTER, AND 28TH STREET. (INLETS NOT SHOWN ON PLAN).



GROUND LEVEL

SCALE: 1/16" = 1'-0"

1

# LANDSCAPE LAYOUT PLAN

COPYRIGHT © BARKHORN

WEBSTER STREET

BROADWAY STREET

VALDEZ STREET

28TH STREET

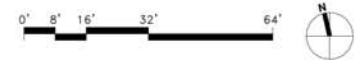
THIRD LEVEL  
SCALE: 1/16" = 1'-0"

MATERIALS AND FURNISHINGS		PLANTING	
	PEDESTAL PAVERS		ROOF TREE TYPE 1
	WOOD DECKING		ROOF TREE TYPE 2
	LOW PLANTING		SHRUB TYPE 1
	ARTIFICIAL TURF		SHRUB TYPE 2
	PROPERTY LINE		

1

# LANDSCAPE LAYOUT PLAN

**gls**  
 GLS LANDSCAPE ARCHITECTURE  
 2677 Mission Street, No. 200  
 San Francisco, CA 94110-3105  
 415.285.3614 | glsarch.com



L1.2

**APPENDIX B**

**ADDITIONAL SITE ASSESSMENT (JULY 2016) SUMMARY  
2820 and 2855 Broadway, Oakland**



ENVIRONMENTAL • GEOTECHNICAL  
BUILDING SCIENCES • MATERIALS TESTING

915 Highland Pointe Drive, Suite 250  
Roseville, CA 95678  
Telephone 916-724-5247  
Fax 916-724-5201  
www.atcgroupservices.com

**Subject: Additional Site Assessment (July 2016) Summary**  
2820 and 2855 Broadway  
Oakland, California  
Alameda County LOP No. RO 3198

On behalf of Broadstone on Broadway, LLC , ATC Group Services LLC (ATC) completed the scope of work proposed in ATCs *Revised Work Plan for Additional Site Assessment* dated June 21, 2016 to address the agreed upon scope clarifications to the original work plan submitted on March 16, 2016 based on meetings between Alliance, ATC, and the ACEH on February 19 and June 20, 2016. The revised work plan was approved by the ACEH in and email dated June 23, 2016.

## SCOPE OF WORK

The additional assessment was performed to address the following:

- Evaluate if benzene reported in the grab-groundwater sample at boring B-21, in the eastern portion of 2820 Broadway, is related to the organic hydrocarbon plume(s) off-site to the south of the property;
- Determine if trichloroethene (TCE) reported in the grab-groundwater samples at borings B-3, B-20, B-21, B-22, and B-23, in the eastern portion of 2820 Broadway, are related to the hydrocarbon plume(s) offsite to the south of the property;
- Further evaluate the extent of metals, petroleum, and debris identified in shallow soil at boring B-21, in the eastern portion of 2820 Broadway;
- Evaluate whether carbon tetrachloride detected in grab-groundwater sample at boring B-11, on the south portion of 2855 Broadway, is from on-site or off-site;
- Evaluate metals in soil and groundwater at 2855 Broadway in preparation for excavation and dewatering necessary for future installation of a subterranean garage; and
- Estimate groundwater flow direction at 2855 and 2820 Broadway.

ATC completed the installation of six soil borings completed as monitoring wells, MW-1/B-29, MW-2/B-30, MW-3/B-31, MW-4/B-24, MW-5/B-25, and MW-6/B-26, and advanced two additional borings, not completed as monitoring wells, B-27 and B-28. Three wells/borings (MW-1/B-29, MW-2/B-30, and MW-3/B-31) were installed and borings B-27 and B-28 were advanced at 2820 Broadway; three wells/borings (MW-4/B-24, MW-5/B-25, and MW-6/B-26) were installed at 2855 Broadway. **Figure 2** depicts the locations of the borings and wells.

## Planning and Permits

ATC obtained a drilling permit from Alameda County Public Works for the advancement of eight borings, and installation of permanent monitoring wells (**Attachment A**).

## Health and Safety Plan

As required by the Occupational Safety and Health Administration (OSHA) Standard "Hazardous Waste Operations and Emergency Response" guidelines (29 CFR 1910.120), and by California Occupational Safety and Health Administration (Cal-OSHA) "Hazardous Waste Operations and Emergency Response" guidelines (CCR Title 8, Section 5192), ATC prepared a Site-Specific Health and Safety Plan (HASP) prior to the commencement of fieldwork. The Site-Specific HASP was reviewed and signed by all field staff and contractors before beginning field operations at the Site.

## Underground Utility Locating and Clearance

In advance of field activities, ATC will mark the locations of the proposed well and boring in accordance with the Underground Service Alert (USA) guidelines, and notify USA of upcoming subsurface activities in order



for existing underground utilities in the area of proposed work to be located and contact avoided. ATC will also contract a private utility locator to confirm the locations of underground utilities in the vicinity of the drilling locations.

### **Subsurface Investigation Methodology**

Between July 5 and July 8, 2016, ATC completed the installation of six monitoring wells/borings, MW-1/B-29, MW-2/B-30, MW-3/B-31, MW-4/B-24, MW-5/B-25, and MW-6/B-26, and advanced two additional borings, B-27 and B-28. The drilling scope consisted of direct push soil sampling at seven locations, six of which were subsequently over-drilled using hollow stem auger to install permanent monitoring wells; the eighth location, MW-3/B-31 was drilled using hollow stem auger with no soil sampling.

ATC contracted Gregg Drilling & Testing, Inc., a C-57 licensed drilling company, to advance total of seven (7) direct push borings (B-24 through B-26 at 2855 Broadway and B-27 through B-30 at 2820 Broadway). Borings were advanced to depths to five feet below first encountered groundwater, or to a maximum depth of 25 feet bgs. Soil borings were advanced using a direct-push technology or hollow stem augers. Monitoring wells were installed using hollow stem augers.

### **Soil Boring and Sampling**

An ATC field scientist, under the responsible charge of a California Registered Professional Engineer or Geologist, logged the borings and collected soil samples. Soil samples were collected from each boring for lithologic logging and field screening, as well as for laboratory analyses.

The soil was extracted from each boring in a 4-foot by 1.5-inch outside diameter (O.D.) core sampler equipped with an acetate liner using direct-push technology. Samples contained in acetate liners were capped with Teflon tape and plastic end caps. Samples were then labeled and stored in a cooler with ice. Samples were transported to a California state-certified analytical laboratory under standard chain-of-custody protocol.

Soil samples were collected as follows:

- 2820 Broadway
  - B-27: 2, 4, 10, and 15 feet bgs
  - B-28: 2, 4, 10, 15, 20, and 25 feet bgs
  - MW-1/B-29: 2, 4, 10, 15, 20, and 25 feet bgs
  - MW-2/B-30: 2, 4, 10, and 15 feet bgs
  - MW-3/B-31: 2 and 4 feet bgs
- 2855 Broadway
  - MW-4/B-24: 15, 20, and 25 feet bgs
  - MW-5/B-25: 15, 20, and 25 feet bgs
  - MW-6/B-26: 15, 20, and 25 feet bgs

Soil samples were collected from 2 feet bgs, 4 feet bgs, 10 feet bgs, and 15 feet bgs from all borings, additionally, soil samples at 20 feet bgs and 25 feet bgs were collected from borings B-24, B-25, B-26, B-28, and B-29. Soil samples were analyzed for VOCs and TPHg by EPA Method 8260B and TPHd and TPHo by EPA Method 8015M, except B-24 through B-26, at 2855 Broadway, only analyzed for VOCs. All soil samples from B-27 through B-31 were also analyzed for lead using EPA Method 6010B.

The samples collected for laboratory analysis will be stored in a cooler filled with ice. Proper chain-of-custody documentation was utilized for sample submittal to the analytical laboratory. Laboratory analytical reports and chain-of-custody documentation are included in **Attachment B**.



---

Analyses were performed as indicated in the Soil Boring and Monitoring Well Placement and Sampling Rationale section above.

### **Lithology and Hydrogeology**

Soil was logged in general accordance with the American Standards for Testing Materials (ASTM) 2488-06 and the Unified Soil Classification System (USCS). Soil was observed for visual impacts and screened using a photo-ionization detector (PID).

Soil consisted of interlayered silt and clay units from the surface to total explored depth of 25 or 30 feet bgs. Higher permeability poorly graded sand and gravelly units were observed from 1 foot up to five feet thick beginning at approximately 10 feet bgs to total depth. Soil encounter during this investigation was generally consistent with soils encountered in previous investigations at the site.

Boring logs are included in **Attachment C**.

Depth to water was measured in each monitoring well prior to groundwater sampling on July 19, 2016. General groundwater flow is easterly based on groundwater elevations measured from six monitoring well recently installed at the sites. Groundwater elevation data and flow direction is shown on **Figure 1**.

### **Monitoring Well Installation and Sampling**

Groundwater samples were collected from total depth in B-27 through B-30 at 2820 Broadway prior to well completion using direct push technology. Groundwater samples were analyzed for VOCs and TPHg by EPA Method 8260B, and TPHg by EPA Method 8260B and TPHd and TPHo by EPA Method 8015M. No groundwater samples were collected from B-24 through B-26 at 2855 Broadway.

The six permanent monitoring wells, MW-1 through MW-6, were installed using eight-inch hollow stem augers. Wells MW-1 through MW-3 were installed to an approximate total depth of 25 feet bgs, while wells MW-4 through MW-6 were installed to an approximate total depth of 30 feet bgs. All wells are constructed with a 2-inch diameter schedule 40 PVC casing with 15 feet of 0.010-inch slotted screen. A 2/12 Monterey sand filter pack was placed around the screened interval to 2 feet above the top of the screened interval. A two-foot bentonite transition seal was placed above the filter pack. A cement slurry, using Portland I/II neat cement, sealed the remainder of the borehole annulus. The wells were finished with a locking cap and traffic rated vault. The well construction details are presented in attached **Table 1**.

Monitoring wells MW-1 through MW-3 were installed on the eastern half of 2820 Broadway and monitoring wells MW-4 through MW-6 were installed at 2855 Broadway. The monitoring wells were developed on July 14, 2016, after at least 48 hours following the well installations. The wells were developed using surge block agitation over the length of the screened interval, then approximately ten casing volumes of water were purged. Following at least an additional 48 hours after well development, groundwater samples were collected from the monitoring wells on July 19, 2016 and submitted to SGS Accutest Laboratory in San Jose, California, a California state-certified analytical laboratory, under standard chain-of-custody protocol. Groundwater samples were analyzed for VOCs and TPHg by EPA Method 8260B. Wells MW-1 through MW-3 were also analyzed for lead by EPA Method 200.7, and MW-4 through MW-6 were analyzed for CAM 17 metals using EPA Method 6010B, except for mercury, which was analyzed using EPA Method 7471A. Groundwater samples analyzed for metals were collected in bottles without preservative and filtered at the laboratory prior to analysis. Laboratory analytical reports and chain-of-custody documentation are included in **Attachment B**.

The newly installed monitoring wells were surveyed by a licensed surveyor to a local benchmark relative to mean sea level on August 2, 2016. Survey data including elevation, longitude, and latitude were uploaded



---

to the state GeoTracker database.

**Waste Disposal**

Soil cuttings and purge/rinseate water generated during boring and well installation activities were temporarily stored on-site in California DOT approved 55-gallon steel drums pending characterization and disposal. Composite soil samples were collected to profile soil for disposal. The drums will be removed by a licensed contractor on and disposed of at a permitted disposal facility.

Attachments:

Table 1 – Well Construction Details

Appendix A – Alameda County Drilling Permits

Appendix B – Laboratory Analytical Reports and Chain Of Custody Documents

Appendix C – Boring Logs

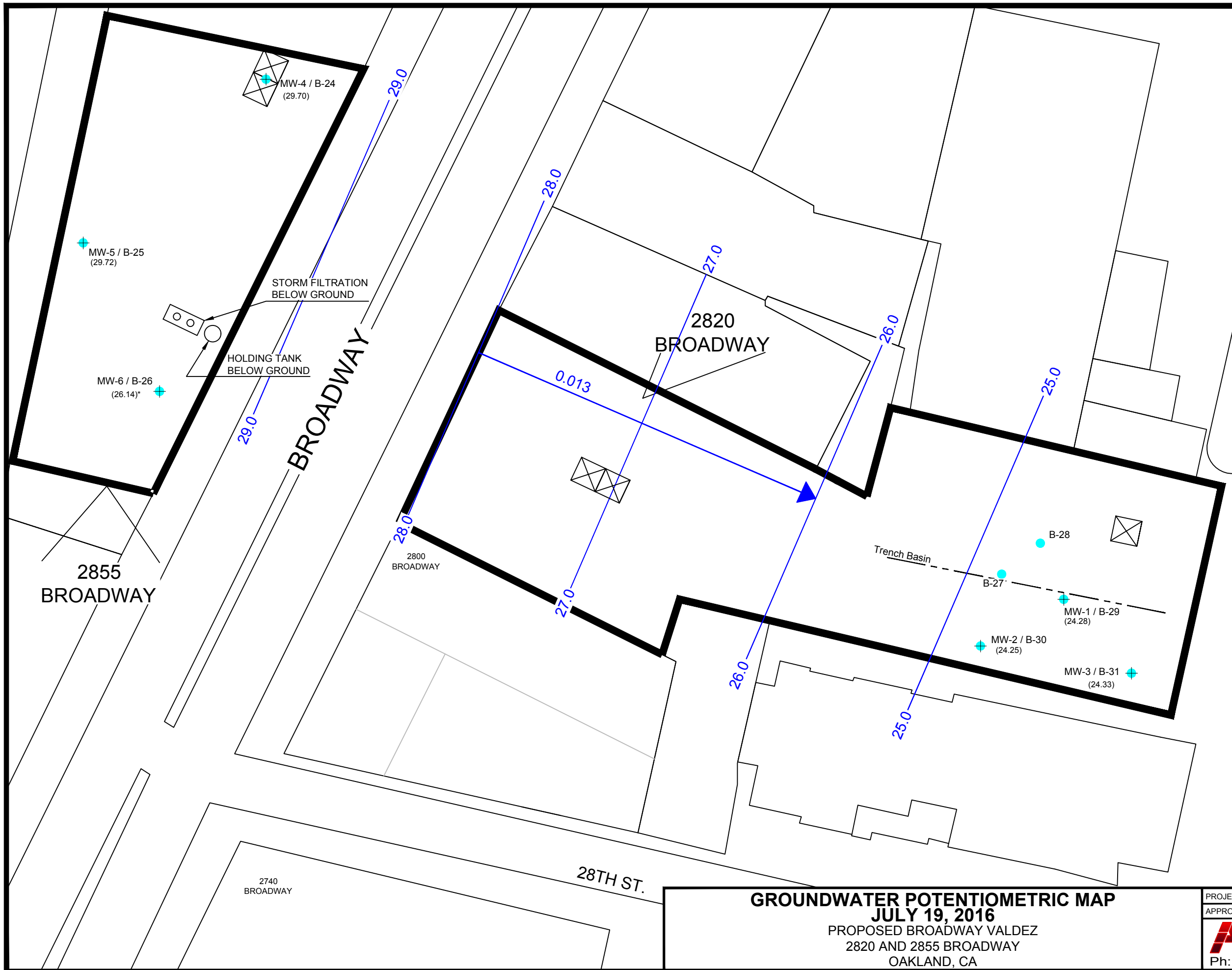


## TABLE



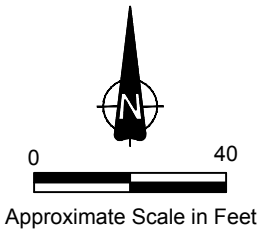
**Table 1**  
**Well Construction and Groundwater Elevation Details**  
 2820 and 2855 Broadway  
 Oakland, CA

Well Number	Installation Date	Boring Depth (feet bgs)	Casing Diameter (inches)	Casing Type	Top of Screen (feet bgs)	Bottom of Screen (feet bgs)	Screen Length (feet)	Sample Date	TOC Elevation (feet MSL)	Depth to Groundwater (feet below TOC)	GWE (feet MSL)
<b>2820 Broadway</b>											
MW-1	7/7/2016	25	2	PVC	10	25	15	7/19/2016	36.70	12.42	24.28
MW-2	7/8/2016	25	2	PVC	10	25	15	7/19/2016	36.9	12.65	24.25
MW-3	7/8/2016	25	2	PVC	10	25	15	7/19/2016	36.58	12.25	24.33
<b>2855 Broadway</b>											
MW-4	7/5/2016	30	2	PVC	15	30	15	7/19/2016	41.57	11.87	29.7
MW-5	7/6/2016	30	2	PVC	15	30	15	7/19/2016	38.85	9.13	29.72
MW-6	7/6/2016	30	2	PVC	15	30	15	7/19/2016	37.07	10.93	26.14
<b>Definitions/Abbreviations:</b>											
TOC = Top of Casing			MSL = Mean sea level								
bgs = Below ground surface			GWE = Groundwater elevation								
PVC = Polyvinyl Chloride			TOC elevation surveyed to the California Coordinate System, Zone 3, horizontal datum NAVD 1988 from GPS by Tronoff Associates Land Surveying of West Sacramento, California on August 2, 2016.								



**LEGEND**

- B-28 ● SOIL BORING LOCATION- JULY 7 & 8, 2016
- MW-1 / B-29 ⊕ MONITORING WELL / SOIL BORING JULY 7 & 8, 2016
- (24.25) ○ GROUNDWATER ELEVATION COLLECTED JULY 19, 2016 (feet AMSL).
- 25.0 — GENERALIZED GROUNDWATER ELEVATION CONTOUR LINE AND ELEVATION (feet AMSL).
- 0.013 → GROUNDWATER FLOW DIRECTION AND GRADIENT LINE
- AMSL ○ ABOVE MEAN SEA LEVEL
- ⊗ PROPOSED ELEVATOR LOCATION
- (26.14)\* ○ NOT USED FOR GROUNDWATER ELEVATION CONTOURING




**GROUNDWATER POTENTIOMETRIC MAP**  
**JULY 19, 2016**  
 PROPOSED BROADWAY VALDEZ  
 2820 AND 2855 BROADWAY  
 OAKLAND, CA

PROJECT NUMBER: 118EM01075	DATE: 08/26/2016	FIGURE
APPROVED BY: GS	DRAWN BY: CC	1
<b>ATC</b> 915 Highland Pointe Drive, Suite 250 Roseville, CA 95678 Ph: (916) 724-5247 *** Fax: (916) 724 5201		

**ATTACHMENT A**

**ALAMEDA COUNTY DRILLING PERMIT**

# Alameda County Public Works Agency - Water Resources Well Permit



399 Elmhurst Street  
Hayward, CA 94544-1395  
Telephone: (510)670-6633 Fax:(510)782-1939

**Application Approved on: 06/28/2016 By jamesy**

**Permit Numbers: W2016-0448 to W2016-0454**  
**Permits Valid from 07/05/2016 to 07/08/2016**

<b>Application Id:</b>	1467050786634	<b>City of Project Site:</b> Oakland
<b>Site Location:</b>	2820 and 2855 Broadway, Oakland-Premier Hyundai, Oakland	<b>Completion Date:</b> 07/08/2016
<b>Project Start Date:</b>	07/05/2016	
<b>Assigned Inspector:</b>	Contact Marcelino Valpando at (510) 670-5760 or Marcelino@acpwa.org	
<b>Applicant:</b>	ATC Group Services LLC - Gabriel Stivala 1353 Longfellow Circle, Roseville, CA 95747	<b>Phone:</b> 925-223-7123
<b>Property Owner:</b>	Samir Rohayem Premier Hyundai of Oakland, Oakland, CA 94611	<b>Phone:</b> 510-908-8206
<b>Client:</b>	Broadstone on Broadway 477 Pacific Avenue, Suite One, San Francisco, CA 94133	<b>Phone:</b> --
<b>Contact:</b>	Jim Kundert	<b>Phone:</b> 209-996-2767 <b>Cell:</b> 209-996-2787

	<b>Total Due:</b>	\$2647.00
<b>Receipt Number: WR2016-0317</b>	<b>Total Amount Paid:</b>	\$2647.00
<b>Payer Name : Kim Neep</b>	Paid By: VISA	<b>PAID IN FULL</b>

**Works Requesting Permits:**

Well Construction-Monitoring-Monitoring - 6 Wells  
Driller: Gregg Drilling - Lic #: 485165 - Method: auger

**Work Total: \$2382.00**

**Specifications**

Permit #	Issued Date	Expire Date	Owner Well Id	Hole Diam.	Casing Diam.	Seal Depth	Max. Depth
W2016-0448	06/28/2016	10/03/2016	MW-1	8.00 in.	2.00 in.	5.00 ft	25.00 ft
W2016-0449	06/28/2016	10/03/2016	MW-2	8.00 in.	2.00 in.	5.00 ft	25.00 ft
W2016-0450	06/28/2016	10/03/2016	MW-3	8.00 in.	2.00 in.	5.00 ft	25.00 ft
W2016-0451	06/28/2016	10/03/2016	MW-4	8.00 in.	2.00 in.	5.00 ft	25.00 ft
W2016-0452	06/28/2016	10/03/2016	MW-5	8.00 in.	2.00 in.	5.00 ft	25.00 ft
W2016-0453	06/28/2016	10/03/2016	MW-6	8.00 in.	2.00 in.	5.00 ft	25.00 ft

**Specific Work Permit Conditions**

1. Permittee shall assume entire responsibility for all activities and uses under this permit and shall indemnify, defend and save the Alameda County Public Works Agency, its officers, agents, and employees free and harmless from any and all expense, cost, liability in connection with or resulting from the exercise of this Permit including, but not limited to, properly damage, personal injury and wrongful death.
  
2. Permittee, permittee's contractors, consultants or agents shall be responsible to assure that all material or waters generated during drilling, boring destruction, and/or other activities associated with this Permit will be safely handled, properly managed, and disposed of according to all applicable federal, state, and local statutes regulating such. In no case shall these materials and/or waters be allowed to enter, or potentially enter, on or off-site storm sewers, dry wells, or waterways or be allowed to move off the property where work is being completed.
  
3. Prior to any drilling activities, it shall be the applicant's responsibility to contact and coordinate an Underground

## Alameda County Public Works Agency - Water Resources Well Permit

Service Alert (USA), obtain encroachment permit(s), excavation permit(s) or any other permits or agreements required for that Federal, State, County or City, and follow all City or County Ordinances. No work shall begin until all the permits and requirements have been approved or obtained. It shall also be the applicants responsibilities to provide to the Cities or to Alameda County an Traffic Safety Plan for any lane closures or detours planned. No work shall begin until all the permits and requirements have been approved or obtained.

4. Compliance with the well-sealing specifications shall not exempt the well-sealing contractor from complying with appropriate State reporting-requirements related to well construction or destruction (Sections 13750 through 13755 (Division 7, Chapter 10, Article 3) of the California Water Code). Contractor must complete State DWR Form 188 and mail original to the Alameda County Public Works Agency, Water Resources Section, within 60 days. Include permit number and site map.
5. Applicant shall submit the copies of the approved encroachment permit to this office within 10 days.
6. Applicant shall contact assigned inspector listed on the top of the permit at least five (5) working days prior to starting, once the permit has been approved. Confirm the scheduled date(s) at least 24 hours prior to drilling.
7. Wells shall have a Christy box or similar structure with a locking cap or cover. Well(s) shall be kept locked at all times. Well(s) that become damaged by traffic or construction shall be repaired in a timely manner or destroyed immediately (through permit process). No well(s) shall be left in a manner to act as a conduit at any time.
8. Minimum surface seal thickness is two inches of cement grout placed by tremie.
9. Minimum seal (Neat Cement seal) depth for monitoring wells is 5 feet below ground surface(BGS) or the maximum depth practicable or 20 feet.
10. Copy of approved drilling permit must be on site at all times. Failure to present or show proof of the approved permit application on site shall result in a fine of \$500.00.
11. Electronic Reporting Regulations (Chapter 30, Division 3 of Title 23 & Division 3 of Title 27, CCR) require electronic submission of any report or data required by a regulatory agency from a cleanup site. Submission dates are set by a Regional Water Board or by a regulatory agency. Once a report/data is successfully uploaded, as required, you have met the reporting requirement (i.e. the compliance measure for electronic submittals is the actual upload itself). The upload date should be on or prior to the regulatory due date.

---

Borehole(s) for Geo Probes-Sampling 24 to 72 hours only - 7 Boreholes

Driller: Gregg Drilling - Lic #: 485165 - Method: auger

**Work Total: \$265.00**

### Specifications

Permit Number	Issued Dt	Expire Dt	# Boreholes	Hole Diam	Max Depth
W2016-0454	06/28/2016	10/03/2016	7	3.00 in.	25.00 ft

### Specific Work Permit Conditions

1. Backfill bore hole by tremie with cement grout or cement grout/sand mixture. Upper two-three feet replaced in kind or with compacted cuttings. All cuttings remaining or unused shall be containerized and hauled off site. The containers shall be clearly labeled to the ownership of the container and labeled hazardous or non-hazardous.
2. Boreholes shall not be left open for a period of more than 24 hours. All boreholes left open more than 24 hours will

## Alameda County Public Works Agency - Water Resources Well Permit

need approval from Alameda County Public Works Agency, Water Resources Section. All boreholes shall be backfilled according to permit destruction requirements and all concrete material and asphalt material shall be to Caltrans Spec or County/City Codes. No borehole(s) shall be left in a manner to act as a conduit at any time.

3. Permittee shall assume entire responsibility for all activities and uses under this permit and shall indemnify, defend and save the Alameda County Public Works Agency, its officers, agents, and employees free and harmless from any and all expense, cost, liability in connection with or resulting from the exercise of this Permit including, but not limited to, properly damage, personal injury and wrongful death.

4. Applicant shall contact assigned inspector listed on the top of the permit at least five (5) working days prior to starting, once the permit has been approved. Confirm the scheduled date(s) at least 24 hours prior to drilling.

5. Permittee, permittee's contractors, consultants or agents shall be responsible to assure that all material or waters generated during drilling, boring destruction, and/or other activities associated with this Permit will be safely handled, properly managed, and disposed of according to all applicable federal, state, and local statutes regulating such. In no case shall these materials and/or waters be allowed to enter, or potentially enter, on or off-site storm sewers, dry wells, or waterways or be allowed to move off the property where work is being completed.

6. Copy of approved drilling permit must be on site at all times. Failure to present or show proof of the approved permit application on site shall result in a fine of \$500.00.

### 7. NOTE:

Under California laws, the owner/operator are responsible for reporting the contamination to the governmental regulatory agencies under Section 25295(a). The owner/operator is liable for civil penalties under Section 25299(a)(4) and criminal penalties under Section 25299(d) for failure to report a leak. The owner/operator is liable for civil penalties under Section 25299(b)(4) for knowing failure to ensure compliance with the law by the operator. These penalty provisions do not apply to a potential buyer.

8. Prior to any drilling activities onto any public right-of-ways, it shall be the applicants responsibilities to contact and coordinate a Underground Service Alert (USA), obtain encroachment permit(s), excavation permit(s) or any other permits required for that City or to the County and follow all City or County Ordinances. It shall also be the applicants responsibilities to provide to the Cities or to Alameda County a Traffic Safety Plan for any lane closures or detours planned. No work shall begin until all the permits and requirements have been approved or obtained.

9. Permit is valid only for the purpose specified herein. No changes in construction procedures, as described on this permit application. Boreholes shall not be converted to monitoring wells, without a permit application process.

---

**ATTACHMENT B**

**LABORATORY ANALYTICAL DATA REPORTS  
AND CHAIN OF CUSTODY DOCUMENTS**



### Technical Report for

ATC Group Services

Premier Hyundai 2820 Broadway Oakland

SGS Accutest Job Number: C46423

Sampling Dates: 07/05/16 - 07/06/16

Report to:

ATC Group Services  
945 Highland Pointe Dr Suite 250  
Roseville, CA  
gabe.stivala@atcassociates.com

ATTN: Gabe Stivala

Total number of pages in report: **88**



Test results contained within this data package meet the requirements of the National Environmental Laboratory Accreditation Program and/or state specific certification programs as applicable.

James J. Rhudy  
Lab Director

Client Service contact: Nutan Kabir 408-588-0200

Certifications: CA (ELAP 2910) AK (UST-092) AZ (AZ0762) NV (CA00150) OR (CA300006) WA (C925)  
DoD ELAP (L-A-B L2242)

This report shall not be reproduced, except in its entirety, without the written approval of SGS Accutest.  
Test results relate only to samples analyzed.

# Table of Contents

-1-

<b>Section 1: Sample Summary</b> .....	<b>3</b>
<b>Section 2: Summary of Hits</b> .....	<b>5</b>
<b>Section 3: Sample Results</b> .....	<b>7</b>
<b>3.1:</b> C46423-3: B24-15' .....	8
<b>3.2:</b> C46423-4: B24-20' .....	11
<b>3.3:</b> C46423-5: B24-25' .....	14
<b>3.4:</b> C46423-8: B25-15' .....	17
<b>3.5:</b> C46423-9: B25-20' .....	20
<b>3.6:</b> C46423-10: B25-25' .....	23
<b>3.7:</b> C46423-14: B26-15' .....	26
<b>3.8:</b> C46423-15: B26-20' .....	29
<b>3.9:</b> C46423-16: B26-25' .....	32
<b>3.10:</b> C46423-18: COMPB24(5-25) .....	35
<b>3.11:</b> C46423-19: COMPB25(5-25) .....	40
<b>3.12:</b> C46423-20: COMPB26(5-25) .....	45
<b>Section 4: Misc. Forms</b> .....	<b>50</b>
<b>4.1:</b> Chain of Custody .....	51
<b>Section 5: GC/MS Volatiles - QC Data Summaries</b> .....	<b>54</b>
<b>5.1:</b> Method Blank Summary .....	55
<b>5.2:</b> Blank Spike/Blank Spike Duplicate Summary .....	61
<b>5.3:</b> Laboratory Control Sample Summary .....	67
<b>5.4:</b> Matrix Spike/Matrix Spike Duplicate Summary .....	69
<b>Section 6: GC Semi-volatiles - QC Data Summaries</b> .....	<b>75</b>
<b>6.1:</b> Method Blank Summary .....	76
<b>6.2:</b> Blank Spike/Blank Spike Duplicate Summary .....	77
<b>6.3:</b> Matrix Spike/Matrix Spike Duplicate Summary .....	78
<b>Section 7: Metals Analysis - QC Data Summaries</b> .....	<b>79</b>
<b>7.1:</b> Prep QC MP11595: Sb,As,Ba,Be,Cd,Cr,Co,Cu,Pb,Mo,Ni,Se,Ag,Tl,V,Zn .....	80
<b>7.2:</b> Prep QC MP11603: Hg .....	85

1

2

3

4

5

6

7



## Sample Summary

ATC Group Services

**Job No:** C46423

Premier Hyundai 2820 Broadway Oakland

Sample Number	Collected		Received	Matrix		Client Sample ID
	Date	Time By		Code	Type	
C46423-1	07/05/16	10:40	07/06/16	SO	Soil	B24-5'
C46423-2	07/05/16	10:45	07/06/16	SO	Soil	B24-10'
C46423-3	07/05/16	10:50	07/06/16	SO	Soil	B24-15'
C46423-4	07/05/16	11:00	07/06/16	SO	Soil	B24-20'
C46423-5	07/05/16	11:05	07/06/16	SO	Soil	B24-25'
C46423-6	07/06/16	08:15	07/06/16	SO	Soil	B25-5'
C46423-7	07/06/16	08:20	07/06/16	SO	Soil	B25-10'
C46423-8	07/06/16	08:25	07/06/16	SO	Soil	B25-15'
C46423-9	07/06/16	08:31	07/06/16	SO	Soil	B25-20'
C46423-10	07/06/16	08:40	07/06/16	SO	Soil	B25-25'
C46423-11	07/06/16	09:00	07/06/16	SO	Soil	B25-30'
C46423-12	07/06/16	10:50	07/06/16	SO	Soil	B26-5'
C46423-13	07/06/16	10:58	07/06/16	SO	Soil	B26-10'

---

Soil samples reported on a dry weight basis unless otherwise indicated on result page.



## Sample Summary

(continued)

ATC Group Services

**Job No:** C46423

Premier Hyundai 2820 Broadway Oakland

Sample Number	Collected		Received	Matrix		Client Sample ID
	Date	Time By		Code	Type	
C46423-14	07/06/16	11:05	07/06/16	SO	Soil	B26-15'
C46423-15	07/06/16	11:10	07/06/16	SO	Soil	B26-20'
C46423-16	07/06/16	11:15	07/06/16	SO	Soil	B26-25'
C46423-17	07/06/16	11:20	07/06/16	SO	Soil	B26-30'
C46423-18	07/05/16	00:00	07/06/16	SO	Soil	COMPB24(5-25)
C46423-19	07/05/16	00:00	07/06/16	SO	Soil	COMPB25(5-25)
C46423-20	07/05/16	00:00	07/06/16	SO	Soil	COMPB26(5-25)

---

Soil samples reported on a dry weight basis unless otherwise indicated on result page.

## Summary of Hits

**Job Number:** C46423  
**Account:** ATC Group Services  
**Project:** Premier Hyundai 2820 Broadway Oakland  
**Collected:** 07/05/16 thru 07/06/16

Lab Sample ID	Client Sample ID	Result/ Qual	RL	MDL	Units	Method
---------------	------------------	-----------------	----	-----	-------	--------

**C46423-3 B24-15'**

No hits reported in this sample.

**C46423-4 B24-20'**

No hits reported in this sample.

**C46423-5 B24-25'**

No hits reported in this sample.

**C46423-8 B25-15'**

Carbon tetrachloride	23.7	4.9		ug/kg	SW846 8260B
----------------------	------	-----	--	-------	-------------

**C46423-9 B25-20'**

Carbon tetrachloride	21.9	5.0		ug/kg	SW846 8260B
----------------------	------	-----	--	-------	-------------

**C46423-10 B25-25'**

No hits reported in this sample.

**C46423-14 B26-15'**

No hits reported in this sample.

**C46423-15 B26-20'**

No hits reported in this sample.

**C46423-16 B26-25'**

Carbon tetrachloride	8.9	4.8		ug/kg	SW846 8260B
----------------------	-----	-----	--	-------	-------------

**C46423-18 COMPB24(5-25)**

TPH (C10-C28)	16.0	3.3		mg/kg	SW846 8015B M
Arsenic	4.1	1.8		mg/kg	SW846 6010B
Barium	125	18		mg/kg	SW846 6010B
Chromium	46.0	0.91		mg/kg	SW846 6010B
Cobalt	8.3	0.91		mg/kg	SW846 6010B
Copper	20.5	2.3		mg/kg	SW846 6010B
Lead	5.6	1.8		mg/kg	SW846 6010B

## Summary of Hits

**Job Number:** C46423  
**Account:** ATC Group Services  
**Project:** Premier Hyundai 2820 Broadway Oakland  
**Collected:** 07/05/16 thru 07/06/16

2

Lab Sample ID	Client Sample ID	Result/ Qual	RL	MDL	Units	Method
---------------	------------------	-----------------	----	-----	-------	--------

Mercury		0.056	0.015		mg/kg	SW846 7471A
Nickel		59.4	0.91		mg/kg	SW846 6010B
Vanadium		33.6	0.91		mg/kg	SW846 6010B
Zinc		42.7	1.8		mg/kg	SW846 6010B

**C46423-19      COMPB25(5-25)**

TPH (C10-C28)		13.7	3.3		mg/kg	SW846 8015B M
Arsenic		4.4	1.8		mg/kg	SW846 6010B
Barium		168	18		mg/kg	SW846 6010B
Chromium		54.8	0.92		mg/kg	SW846 6010B
Cobalt		10.4	0.92		mg/kg	SW846 6010B
Copper		23.8	2.3		mg/kg	SW846 6010B
Lead		10.3	1.8		mg/kg	SW846 6010B
Mercury		0.068	0.015		mg/kg	SW846 7471A
Nickel		71.2	0.92		mg/kg	SW846 6010B
Vanadium		35.1	0.92		mg/kg	SW846 6010B
Zinc		47.8	1.8		mg/kg	SW846 6010B

**C46423-20      COMPB26(5-25)**

TPH (C10-C28)		7.29	3.3		mg/kg	SW846 8015B M
Arsenic		4.4	1.9		mg/kg	SW846 6010B
Barium		124	19		mg/kg	SW846 6010B
Chromium		41.2	0.94		mg/kg	SW846 6010B
Cobalt		10.6	0.94		mg/kg	SW846 6010B
Copper		19.7	2.4		mg/kg	SW846 6010B
Lead		6.6	1.9		mg/kg	SW846 6010B
Mercury		0.025	0.015		mg/kg	SW846 7471A
Nickel		50.3	0.94		mg/kg	SW846 6010B
Vanadium		33.2	0.94		mg/kg	SW846 6010B
Zinc		41.3	1.9		mg/kg	SW846 6010B

Sample Results

---

Report of Analysis

---

## Report of Analysis

<b>Client Sample ID:</b> B24-15'		<b>Date Sampled:</b> 07/05/16
<b>Lab Sample ID:</b> C46423-3		<b>Date Received:</b> 07/06/16
<b>Matrix:</b> SO - Soil		<b>Percent Solids:</b> n/a <sup>a</sup>
<b>Method:</b> SW846 8260B		
<b>Project:</b> Premier Hyundai 2820 Broadway Oakland		

Run #1	File ID	DF	Analyzed	By	Prep Date	Prep Batch	Analytical Batch
Run #1	L49952.D	1	07/11/16	JT	n/a	n/a	VL1498
Run #2							

Run #1	Initial Weight
Run #1	5.07 g
Run #2	

## VOA 8260 List

CAS No.	Compound	Result	RL	Units	Q
67-64-1	Acetone	ND	39	ug/kg	
71-43-2	Benzene	ND	4.9	ug/kg	
108-86-1	Bromobenzene	ND	4.9	ug/kg	
74-97-5	Bromochloromethane	ND	4.9	ug/kg	
75-27-4	Bromodichloromethane	ND	4.9	ug/kg	
75-25-2	Bromoform	ND	4.9	ug/kg	
104-51-8	n-Butylbenzene	ND	4.9	ug/kg	
135-98-8	sec-Butylbenzene	ND	4.9	ug/kg	
98-06-6	tert-Butylbenzene	ND	4.9	ug/kg	
108-90-7	Chlorobenzene	ND	4.9	ug/kg	
75-00-3	Chloroethane	ND	4.9	ug/kg	
67-66-3	Chloroform	ND	4.9	ug/kg	
95-49-8	o-Chlorotoluene	ND	4.9	ug/kg	
106-43-4	p-Chlorotoluene	ND	4.9	ug/kg	
56-23-5	Carbon tetrachloride	ND	4.9	ug/kg	
75-34-3	1,1-Dichloroethane	ND	4.9	ug/kg	
75-35-4	1,1-Dichloroethylene	ND	4.9	ug/kg	
563-58-6	1,1-Dichloropropene	ND	4.9	ug/kg	
96-12-8	1,2-Dibromo-3-chloropropane	ND	4.9	ug/kg	
106-93-4	1,2-Dibromoethane	ND	4.9	ug/kg	
107-06-2	1,2-Dichloroethane	ND	4.9	ug/kg	
78-87-5	1,2-Dichloropropane	ND	4.9	ug/kg	
142-28-9	1,3-Dichloropropane	ND	4.9	ug/kg	
108-20-3	Di-Isopropyl ether	ND	4.9	ug/kg	
594-20-7	2,2-Dichloropropane	ND	4.9	ug/kg	
124-48-1	Dibromochloromethane	ND	4.9	ug/kg	
75-71-8	Dichlorodifluoromethane <sup>b</sup>	ND	4.9	ug/kg	
156-59-2	cis-1,2-Dichloroethylene	ND	4.9	ug/kg	
10061-01-5	cis-1,3-Dichloropropene	ND	4.9	ug/kg	
541-73-1	m-Dichlorobenzene	ND	4.9	ug/kg	
95-50-1	o-Dichlorobenzene	ND	4.9	ug/kg	
106-46-7	p-Dichlorobenzene	ND	4.9	ug/kg	

ND = Not detected

RL = Reporting Limit

E = Indicates value exceeds calibration range

J = Indicates an estimated value

B = Indicates analyte found in associated method blank

N = Indicates presumptive evidence of a compound



## Report of Analysis

<b>Client Sample ID:</b>	B24-15'	<b>Date Sampled:</b>	07/05/16
<b>Lab Sample ID:</b>	C46423-3	<b>Date Received:</b>	07/06/16
<b>Matrix:</b>	SO - Soil	<b>Percent Solids:</b>	n/a <sup>a</sup>
<b>Method:</b>	SW846 8260B		
<b>Project:</b>	Premier Hyundai 2820 Broadway Oakland		

## VOA 8260 List

CAS No.	Compound	Result	RL	Units	Q
156-60-5	trans-1,2-Dichloroethylene	ND	4.9	ug/kg	
10061-02-6	trans-1,3-Dichloropropene	ND	4.9	ug/kg	
100-41-4	Ethylbenzene	ND	4.9	ug/kg	
637-92-3	Ethyl tert-Butyl Ether	ND	4.9	ug/kg	
591-78-6	2-Hexanone	ND	20	ug/kg	
87-68-3	Hexachlorobutadiene	ND	4.9	ug/kg	
98-82-8	Isopropylbenzene	ND	4.9	ug/kg	
99-87-6	p-Isopropyltoluene	ND	4.9	ug/kg	
108-10-1	4-Methyl-2-pentanone	ND	20	ug/kg	
74-83-9	Methyl bromide	ND	4.9	ug/kg	
74-87-3	Methyl chloride	ND	4.9	ug/kg	
74-95-3	Methylene bromide	ND	4.9	ug/kg	
75-09-2	Methylene chloride	ND	20	ug/kg	
78-93-3	Methyl ethyl ketone	ND	20	ug/kg	
1634-04-4	Methyl Tert Butyl Ether	ND	4.9	ug/kg	
91-20-3	Naphthalene	ND	4.9	ug/kg	
103-65-1	n-Propylbenzene	ND	4.9	ug/kg	
100-42-5	Styrene	ND	4.9	ug/kg	
994-05-8	Tert-Amyl Methyl Ether	ND	4.9	ug/kg	
75-65-0	Tert Butyl Alcohol	ND	39	ug/kg	
630-20-6	1,1,1,2-Tetrachloroethane	ND	4.9	ug/kg	
71-55-6	1,1,1-Trichloroethane	ND	4.9	ug/kg	
79-34-5	1,1,2,2-Tetrachloroethane	ND	4.9	ug/kg	
79-00-5	1,1,2-Trichloroethane	ND	4.9	ug/kg	
87-61-6	1,2,3-Trichlorobenzene	ND	4.9	ug/kg	
96-18-4	1,2,3-Trichloropropane	ND	4.9	ug/kg	
120-82-1	1,2,4-Trichlorobenzene	ND	4.9	ug/kg	
95-63-6	1,2,4-Trimethylbenzene	ND	4.9	ug/kg	
108-67-8	1,3,5-Trimethylbenzene	ND	4.9	ug/kg	
127-18-4	Tetrachloroethylene	ND	4.9	ug/kg	
108-88-3	Toluene	ND	4.9	ug/kg	
79-01-6	Trichloroethylene	ND	4.9	ug/kg	
75-69-4	Trichlorofluoromethane	ND	4.9	ug/kg	
75-01-4	Vinyl chloride	ND	4.9	ug/kg	
1330-20-7	Xylene (total)	ND	9.9	ug/kg	

CAS No.	Surrogate Recoveries	Run# 1	Run# 2	Limits
1868-53-7	Dibromofluoromethane	92%		72-140%
2037-26-5	Toluene-D8	96%		87-113%

ND = Not detected

RL = Reporting Limit

E = Indicates value exceeds calibration range

J = Indicates an estimated value

B = Indicates analyte found in associated method blank

N = Indicates presumptive evidence of a compound

## Report of Analysis

<b>Client Sample ID:</b> B24-15'	
<b>Lab Sample ID:</b> C46423-3	<b>Date Sampled:</b> 07/05/16
<b>Matrix:</b> SO - Soil	<b>Date Received:</b> 07/06/16
<b>Method:</b> SW846 8260B	<b>Percent Solids:</b> n/a <sup>a</sup>
<b>Project:</b> Premier Hyundai 2820 Broadway Oakland	

### VOA 8260 List

CAS No.	Surrogate Recoveries	Run# 1	Run# 2	Limits
460-00-4	4-Bromofluorobenzene	91%		81-115%

- (a) All results reported on a wet weight basis.
- (b) CCV outside of control limits (biased high); not detected in sample.

ND = Not detected  
 RL = Reporting Limit  
 E = Indicates value exceeds calibration range

J = Indicates an estimated value  
 B = Indicates analyte found in associated method blank  
 N = Indicates presumptive evidence of a compound

## Report of Analysis

<b>Client Sample ID:</b> B24-20'	<b>Date Sampled:</b> 07/05/16
<b>Lab Sample ID:</b> C46423-4	<b>Date Received:</b> 07/06/16
<b>Matrix:</b> SO - Soil	<b>Percent Solids:</b> n/a <sup>a</sup>
<b>Method:</b> SW846 8260B	
<b>Project:</b> Premier Hyundai 2820 Broadway Oakland	

Run #	File ID	DF	Analyzed	By	Prep Date	Prep Batch	Analytical Batch
Run #1	L49953.D	1	07/11/16	JT	n/a	n/a	VL1498
Run #2							

Run #	Initial Weight
Run #1	5.23 g
Run #2	

## VOA 8260 List

CAS No.	Compound	Result	RL	Units	Q
67-64-1	Acetone	ND	38	ug/kg	
71-43-2	Benzene	ND	4.8	ug/kg	
108-86-1	Bromobenzene	ND	4.8	ug/kg	
74-97-5	Bromochloromethane	ND	4.8	ug/kg	
75-27-4	Bromodichloromethane	ND	4.8	ug/kg	
75-25-2	Bromoform	ND	4.8	ug/kg	
104-51-8	n-Butylbenzene	ND	4.8	ug/kg	
135-98-8	sec-Butylbenzene	ND	4.8	ug/kg	
98-06-6	tert-Butylbenzene	ND	4.8	ug/kg	
108-90-7	Chlorobenzene	ND	4.8	ug/kg	
75-00-3	Chloroethane	ND	4.8	ug/kg	
67-66-3	Chloroform	ND	4.8	ug/kg	
95-49-8	o-Chlorotoluene	ND	4.8	ug/kg	
106-43-4	p-Chlorotoluene	ND	4.8	ug/kg	
56-23-5	Carbon tetrachloride	ND	4.8	ug/kg	
75-34-3	1,1-Dichloroethane	ND	4.8	ug/kg	
75-35-4	1,1-Dichloroethylene	ND	4.8	ug/kg	
563-58-6	1,1-Dichloropropene	ND	4.8	ug/kg	
96-12-8	1,2-Dibromo-3-chloropropane	ND	4.8	ug/kg	
106-93-4	1,2-Dibromoethane	ND	4.8	ug/kg	
107-06-2	1,2-Dichloroethane	ND	4.8	ug/kg	
78-87-5	1,2-Dichloropropane	ND	4.8	ug/kg	
142-28-9	1,3-Dichloropropane	ND	4.8	ug/kg	
108-20-3	Di-Isopropyl ether	ND	4.8	ug/kg	
594-20-7	2,2-Dichloropropane	ND	4.8	ug/kg	
124-48-1	Dibromochloromethane	ND	4.8	ug/kg	
75-71-8	Dichlorodifluoromethane <sup>b</sup>	ND	4.8	ug/kg	
156-59-2	cis-1,2-Dichloroethylene	ND	4.8	ug/kg	
10061-01-5	cis-1,3-Dichloropropene	ND	4.8	ug/kg	
541-73-1	m-Dichlorobenzene	ND	4.8	ug/kg	
95-50-1	o-Dichlorobenzene	ND	4.8	ug/kg	
106-46-7	p-Dichlorobenzene	ND	4.8	ug/kg	

ND = Not detected

RL = Reporting Limit

E = Indicates value exceeds calibration range

J = Indicates an estimated value

B = Indicates analyte found in associated method blank

N = Indicates presumptive evidence of a compound

# Report of Analysis

<b>Client Sample ID:</b> B24-20'	<b>Date Sampled:</b> 07/05/16
<b>Lab Sample ID:</b> C46423-4	<b>Date Received:</b> 07/06/16
<b>Matrix:</b> SO - Soil	<b>Percent Solids:</b> n/a <sup>a</sup>
<b>Method:</b> SW846 8260B	
<b>Project:</b> Premier Hyundai 2820 Broadway Oakland	

## VOA 8260 List

CAS No.	Compound	Result	RL	Units	Q
156-60-5	trans-1,2-Dichloroethylene	ND	4.8	ug/kg	
10061-02-6	trans-1,3-Dichloropropene	ND	4.8	ug/kg	
100-41-4	Ethylbenzene	ND	4.8	ug/kg	
637-92-3	Ethyl tert-Butyl Ether	ND	4.8	ug/kg	
591-78-6	2-Hexanone	ND	19	ug/kg	
87-68-3	Hexachlorobutadiene	ND	4.8	ug/kg	
98-82-8	Isopropylbenzene	ND	4.8	ug/kg	
99-87-6	p-Isopropyltoluene	ND	4.8	ug/kg	
108-10-1	4-Methyl-2-pentanone	ND	19	ug/kg	
74-83-9	Methyl bromide	ND	4.8	ug/kg	
74-87-3	Methyl chloride	ND	4.8	ug/kg	
74-95-3	Methylene bromide	ND	4.8	ug/kg	
75-09-2	Methylene chloride	ND	19	ug/kg	
78-93-3	Methyl ethyl ketone	ND	19	ug/kg	
1634-04-4	Methyl Tert Butyl Ether	ND	4.8	ug/kg	
91-20-3	Naphthalene	ND	4.8	ug/kg	
103-65-1	n-Propylbenzene	ND	4.8	ug/kg	
100-42-5	Styrene	ND	4.8	ug/kg	
994-05-8	Tert-Amyl Methyl Ether	ND	4.8	ug/kg	
75-65-0	Tert Butyl Alcohol	ND	38	ug/kg	
630-20-6	1,1,1,2-Tetrachloroethane	ND	4.8	ug/kg	
71-55-6	1,1,1-Trichloroethane	ND	4.8	ug/kg	
79-34-5	1,1,2,2-Tetrachloroethane	ND	4.8	ug/kg	
79-00-5	1,1,2-Trichloroethane	ND	4.8	ug/kg	
87-61-6	1,2,3-Trichlorobenzene	ND	4.8	ug/kg	
96-18-4	1,2,3-Trichloropropane	ND	4.8	ug/kg	
120-82-1	1,2,4-Trichlorobenzene	ND	4.8	ug/kg	
95-63-6	1,2,4-Trimethylbenzene	ND	4.8	ug/kg	
108-67-8	1,3,5-Trimethylbenzene	ND	4.8	ug/kg	
127-18-4	Tetrachloroethylene	ND	4.8	ug/kg	
108-88-3	Toluene	ND	4.8	ug/kg	
79-01-6	Trichloroethylene	ND	4.8	ug/kg	
75-69-4	Trichlorofluoromethane	ND	4.8	ug/kg	
75-01-4	Vinyl chloride	ND	4.8	ug/kg	
1330-20-7	Xylene (total)	ND	9.6	ug/kg	

CAS No.	Surrogate Recoveries	Run# 1	Run# 2	Limits
1868-53-7	Dibromofluoromethane	94%		72-140%
2037-26-5	Toluene-D8	96%		87-113%

ND = Not detected

RL = Reporting Limit

E = Indicates value exceeds calibration range

J = Indicates an estimated value

B = Indicates analyte found in associated method blank

N = Indicates presumptive evidence of a compound

## Report of Analysis

<b>Client Sample ID:</b> B24-20'	
<b>Lab Sample ID:</b> C46423-4	<b>Date Sampled:</b> 07/05/16
<b>Matrix:</b> SO - Soil	<b>Date Received:</b> 07/06/16
<b>Method:</b> SW846 8260B	<b>Percent Solids:</b> n/a <sup>a</sup>
<b>Project:</b> Premier Hyundai 2820 Broadway Oakland	

### VOA 8260 List

CAS No.	Surrogate Recoveries	Run# 1	Run# 2	Limits
460-00-4	4-Bromofluorobenzene	91%		81-115%

- (a) All results reported on a wet weight basis.
- (b) CCV outside of control limits (biased high); not detected in sample.

ND = Not detected  
 RL = Reporting Limit  
 E = Indicates value exceeds calibration range

J = Indicates an estimated value  
 B = Indicates analyte found in associated method blank  
 N = Indicates presumptive evidence of a compound

## Report of Analysis

<b>Client Sample ID:</b> B24-25'		<b>Date Sampled:</b> 07/05/16
<b>Lab Sample ID:</b> C46423-5		<b>Date Received:</b> 07/06/16
<b>Matrix:</b> SO - Soil		<b>Percent Solids:</b> n/a <sup>a</sup>
<b>Method:</b> SW846 8260B		
<b>Project:</b> Premier Hyundai 2820 Broadway Oakland		

Run #1	File ID	DF	Analyzed	By	Prep Date	Prep Batch	Analytical Batch
Run #1	L49954.D	1	07/11/16	JT	n/a	n/a	VL1498
Run #2							

Run #1	Initial Weight
Run #1	5.16 g
Run #2	

## VOA 8260 List

CAS No.	Compound	Result	RL	Units	Q
67-64-1	Acetone	ND	39	ug/kg	
71-43-2	Benzene	ND	4.8	ug/kg	
108-86-1	Bromobenzene	ND	4.8	ug/kg	
74-97-5	Bromochloromethane	ND	4.8	ug/kg	
75-27-4	Bromodichloromethane	ND	4.8	ug/kg	
75-25-2	Bromoform	ND	4.8	ug/kg	
104-51-8	n-Butylbenzene	ND	4.8	ug/kg	
135-98-8	sec-Butylbenzene	ND	4.8	ug/kg	
98-06-6	tert-Butylbenzene	ND	4.8	ug/kg	
108-90-7	Chlorobenzene	ND	4.8	ug/kg	
75-00-3	Chloroethane	ND	4.8	ug/kg	
67-66-3	Chloroform	ND	4.8	ug/kg	
95-49-8	o-Chlorotoluene	ND	4.8	ug/kg	
106-43-4	p-Chlorotoluene	ND	4.8	ug/kg	
56-23-5	Carbon tetrachloride	ND	4.8	ug/kg	
75-34-3	1,1-Dichloroethane	ND	4.8	ug/kg	
75-35-4	1,1-Dichloroethylene	ND	4.8	ug/kg	
563-58-6	1,1-Dichloropropene	ND	4.8	ug/kg	
96-12-8	1,2-Dibromo-3-chloropropane	ND	4.8	ug/kg	
106-93-4	1,2-Dibromoethane	ND	4.8	ug/kg	
107-06-2	1,2-Dichloroethane	ND	4.8	ug/kg	
78-87-5	1,2-Dichloropropane	ND	4.8	ug/kg	
142-28-9	1,3-Dichloropropane	ND	4.8	ug/kg	
108-20-3	Di-Isopropyl ether	ND	4.8	ug/kg	
594-20-7	2,2-Dichloropropane	ND	4.8	ug/kg	
124-48-1	Dibromochloromethane	ND	4.8	ug/kg	
75-71-8	Dichlorodifluoromethane <sup>b</sup>	ND	4.8	ug/kg	
156-59-2	cis-1,2-Dichloroethylene	ND	4.8	ug/kg	
10061-01-5	cis-1,3-Dichloropropene	ND	4.8	ug/kg	
541-73-1	m-Dichlorobenzene	ND	4.8	ug/kg	
95-50-1	o-Dichlorobenzene	ND	4.8	ug/kg	
106-46-7	p-Dichlorobenzene	ND	4.8	ug/kg	

ND = Not detected

RL = Reporting Limit

E = Indicates value exceeds calibration range

J = Indicates an estimated value

B = Indicates analyte found in associated method blank

N = Indicates presumptive evidence of a compound

## Report of Analysis

<b>Client Sample ID:</b>	B24-25'	<b>Date Sampled:</b>	07/05/16
<b>Lab Sample ID:</b>	C46423-5	<b>Date Received:</b>	07/06/16
<b>Matrix:</b>	SO - Soil	<b>Percent Solids:</b>	n/a <sup>a</sup>
<b>Method:</b>	SW846 8260B		
<b>Project:</b>	Premier Hyundai 2820 Broadway Oakland		

## VOA 8260 List

CAS No.	Compound	Result	RL	Units	Q
156-60-5	trans-1,2-Dichloroethylene	ND	4.8	ug/kg	
10061-02-6	trans-1,3-Dichloropropene	ND	4.8	ug/kg	
100-41-4	Ethylbenzene	ND	4.8	ug/kg	
637-92-3	Ethyl tert-Butyl Ether	ND	4.8	ug/kg	
591-78-6	2-Hexanone	ND	19	ug/kg	
87-68-3	Hexachlorobutadiene	ND	4.8	ug/kg	
98-82-8	Isopropylbenzene	ND	4.8	ug/kg	
99-87-6	p-Isopropyltoluene	ND	4.8	ug/kg	
108-10-1	4-Methyl-2-pentanone	ND	19	ug/kg	
74-83-9	Methyl bromide	ND	4.8	ug/kg	
74-87-3	Methyl chloride	ND	4.8	ug/kg	
74-95-3	Methylene bromide	ND	4.8	ug/kg	
75-09-2	Methylene chloride	ND	19	ug/kg	
78-93-3	Methyl ethyl ketone	ND	19	ug/kg	
1634-04-4	Methyl Tert Butyl Ether	ND	4.8	ug/kg	
91-20-3	Naphthalene	ND	4.8	ug/kg	
103-65-1	n-Propylbenzene	ND	4.8	ug/kg	
100-42-5	Styrene	ND	4.8	ug/kg	
994-05-8	Tert-Amyl Methyl Ether	ND	4.8	ug/kg	
75-65-0	Tert Butyl Alcohol	ND	39	ug/kg	
630-20-6	1,1,1,2-Tetrachloroethane	ND	4.8	ug/kg	
71-55-6	1,1,1-Trichloroethane	ND	4.8	ug/kg	
79-34-5	1,1,2,2-Tetrachloroethane	ND	4.8	ug/kg	
79-00-5	1,1,2-Trichloroethane	ND	4.8	ug/kg	
87-61-6	1,2,3-Trichlorobenzene	ND	4.8	ug/kg	
96-18-4	1,2,3-Trichloropropane	ND	4.8	ug/kg	
120-82-1	1,2,4-Trichlorobenzene	ND	4.8	ug/kg	
95-63-6	1,2,4-Trimethylbenzene	ND	4.8	ug/kg	
108-67-8	1,3,5-Trimethylbenzene	ND	4.8	ug/kg	
127-18-4	Tetrachloroethylene	ND	4.8	ug/kg	
108-88-3	Toluene	ND	4.8	ug/kg	
79-01-6	Trichloroethylene	ND	4.8	ug/kg	
75-69-4	Trichlorofluoromethane	ND	4.8	ug/kg	
75-01-4	Vinyl chloride	ND	4.8	ug/kg	
1330-20-7	Xylene (total)	ND	9.7	ug/kg	

CAS No.	Surrogate Recoveries	Run# 1	Run# 2	Limits
1868-53-7	Dibromofluoromethane	96%		72-140%
2037-26-5	Toluene-D8	95%		87-113%

ND = Not detected

RL = Reporting Limit

E = Indicates value exceeds calibration range

J = Indicates an estimated value

B = Indicates analyte found in associated method blank

N = Indicates presumptive evidence of a compound

## Report of Analysis

<b>Client Sample ID:</b> B24-25'	
<b>Lab Sample ID:</b> C46423-5	<b>Date Sampled:</b> 07/05/16
<b>Matrix:</b> SO - Soil	<b>Date Received:</b> 07/06/16
<b>Method:</b> SW846 8260B	<b>Percent Solids:</b> n/a <sup>a</sup>
<b>Project:</b> Premier Hyundai 2820 Broadway Oakland	

### VOA 8260 List

CAS No.	Surrogate Recoveries	Run# 1	Run# 2	Limits
460-00-4	4-Bromofluorobenzene	91%		81-115%

- (a) All results reported on a wet weight basis.
- (b) CCV outside of control limits (biased high); not detected in sample.

ND = Not detected  
 RL = Reporting Limit  
 E = Indicates value exceeds calibration range

J = Indicates an estimated value  
 B = Indicates analyte found in associated method blank  
 N = Indicates presumptive evidence of a compound



# Report of Analysis

<b>Client Sample ID:</b> B25-15'		<b>Date Sampled:</b> 07/06/16
<b>Lab Sample ID:</b> C46423-8		<b>Date Received:</b> 07/06/16
<b>Matrix:</b> SO - Soil		<b>Percent Solids:</b> n/a <sup>a</sup>
<b>Method:</b> SW846 8260B		
<b>Project:</b> Premier Hyundai 2820 Broadway Oakland		

Run #1	File ID	DF	Analyzed	By	Prep Date	Prep Batch	Analytical Batch
Run #1	L49955.D	1	07/11/16	JT	n/a	n/a	VL1498
Run #2							

Run #1	Initial Weight
Run #1	5.11 g
Run #2	

## VOA 8260 List

CAS No.	Compound	Result	RL	Units	Q
67-64-1	Acetone	ND	39	ug/kg	
71-43-2	Benzene	ND	4.9	ug/kg	
108-86-1	Bromobenzene	ND	4.9	ug/kg	
74-97-5	Bromochloromethane	ND	4.9	ug/kg	
75-27-4	Bromodichloromethane	ND	4.9	ug/kg	
75-25-2	Bromoform	ND	4.9	ug/kg	
104-51-8	n-Butylbenzene	ND	4.9	ug/kg	
135-98-8	sec-Butylbenzene	ND	4.9	ug/kg	
98-06-6	tert-Butylbenzene	ND	4.9	ug/kg	
108-90-7	Chlorobenzene	ND	4.9	ug/kg	
75-00-3	Chloroethane	ND	4.9	ug/kg	
67-66-3	Chloroform	ND	4.9	ug/kg	
95-49-8	o-Chlorotoluene	ND	4.9	ug/kg	
106-43-4	p-Chlorotoluene	ND	4.9	ug/kg	
56-23-5	Carbon tetrachloride	23.7	4.9	ug/kg	
75-34-3	1,1-Dichloroethane	ND	4.9	ug/kg	
75-35-4	1,1-Dichloroethylene	ND	4.9	ug/kg	
563-58-6	1,1-Dichloropropene	ND	4.9	ug/kg	
96-12-8	1,2-Dibromo-3-chloropropane	ND	4.9	ug/kg	
106-93-4	1,2-Dibromoethane	ND	4.9	ug/kg	
107-06-2	1,2-Dichloroethane	ND	4.9	ug/kg	
78-87-5	1,2-Dichloropropane	ND	4.9	ug/kg	
142-28-9	1,3-Dichloropropane	ND	4.9	ug/kg	
108-20-3	Di-Isopropyl ether	ND	4.9	ug/kg	
594-20-7	2,2-Dichloropropane	ND	4.9	ug/kg	
124-48-1	Dibromochloromethane	ND	4.9	ug/kg	
75-71-8	Dichlorodifluoromethane <sup>b</sup>	ND	4.9	ug/kg	
156-59-2	cis-1,2-Dichloroethylene	ND	4.9	ug/kg	
10061-01-5	cis-1,3-Dichloropropene	ND	4.9	ug/kg	
541-73-1	m-Dichlorobenzene	ND	4.9	ug/kg	
95-50-1	o-Dichlorobenzene	ND	4.9	ug/kg	
106-46-7	p-Dichlorobenzene	ND	4.9	ug/kg	

ND = Not detected

RL = Reporting Limit

E = Indicates value exceeds calibration range

J = Indicates an estimated value

B = Indicates analyte found in associated method blank

N = Indicates presumptive evidence of a compound

## Report of Analysis

<b>Client Sample ID:</b>	B25-15'	<b>Date Sampled:</b>	07/06/16
<b>Lab Sample ID:</b>	C46423-8	<b>Date Received:</b>	07/06/16
<b>Matrix:</b>	SO - Soil	<b>Percent Solids:</b>	n/a <sup>a</sup>
<b>Method:</b>	SW846 8260B		
<b>Project:</b>	Premier Hyundai 2820 Broadway Oakland		

## VOA 8260 List

CAS No.	Compound	Result	RL	Units	Q
156-60-5	trans-1,2-Dichloroethylene	ND	4.9	ug/kg	
10061-02-6	trans-1,3-Dichloropropene	ND	4.9	ug/kg	
100-41-4	Ethylbenzene	ND	4.9	ug/kg	
637-92-3	Ethyl tert-Butyl Ether	ND	4.9	ug/kg	
591-78-6	2-Hexanone	ND	20	ug/kg	
87-68-3	Hexachlorobutadiene	ND	4.9	ug/kg	
98-82-8	Isopropylbenzene	ND	4.9	ug/kg	
99-87-6	p-Isopropyltoluene	ND	4.9	ug/kg	
108-10-1	4-Methyl-2-pentanone	ND	20	ug/kg	
74-83-9	Methyl bromide	ND	4.9	ug/kg	
74-87-3	Methyl chloride	ND	4.9	ug/kg	
74-95-3	Methylene bromide	ND	4.9	ug/kg	
75-09-2	Methylene chloride	ND	20	ug/kg	
78-93-3	Methyl ethyl ketone	ND	20	ug/kg	
1634-04-4	Methyl Tert Butyl Ether	ND	4.9	ug/kg	
91-20-3	Naphthalene	ND	4.9	ug/kg	
103-65-1	n-Propylbenzene	ND	4.9	ug/kg	
100-42-5	Styrene	ND	4.9	ug/kg	
994-05-8	Tert-Amyl Methyl Ether	ND	4.9	ug/kg	
75-65-0	Tert Butyl Alcohol	ND	39	ug/kg	
630-20-6	1,1,1,2-Tetrachloroethane	ND	4.9	ug/kg	
71-55-6	1,1,1-Trichloroethane	ND	4.9	ug/kg	
79-34-5	1,1,2,2-Tetrachloroethane	ND	4.9	ug/kg	
79-00-5	1,1,2-Trichloroethane	ND	4.9	ug/kg	
87-61-6	1,2,3-Trichlorobenzene	ND	4.9	ug/kg	
96-18-4	1,2,3-Trichloropropane	ND	4.9	ug/kg	
120-82-1	1,2,4-Trichlorobenzene	ND	4.9	ug/kg	
95-63-6	1,2,4-Trimethylbenzene	ND	4.9	ug/kg	
108-67-8	1,3,5-Trimethylbenzene	ND	4.9	ug/kg	
127-18-4	Tetrachloroethylene	ND	4.9	ug/kg	
108-88-3	Toluene	ND	4.9	ug/kg	
79-01-6	Trichloroethylene	ND	4.9	ug/kg	
75-69-4	Trichlorofluoromethane	ND	4.9	ug/kg	
75-01-4	Vinyl chloride	ND	4.9	ug/kg	
1330-20-7	Xylene (total)	ND	9.8	ug/kg	

CAS No.	Surrogate Recoveries	Run# 1	Run# 2	Limits
1868-53-7	Dibromofluoromethane	91%		72-140%
2037-26-5	Toluene-D8	98%		87-113%

ND = Not detected

RL = Reporting Limit

E = Indicates value exceeds calibration range

J = Indicates an estimated value

B = Indicates analyte found in associated method blank

N = Indicates presumptive evidence of a compound

## Report of Analysis

<b>Client Sample ID:</b> B25-15'	
<b>Lab Sample ID:</b> C46423-8	<b>Date Sampled:</b> 07/06/16
<b>Matrix:</b> SO - Soil	<b>Date Received:</b> 07/06/16
<b>Method:</b> SW846 8260B	<b>Percent Solids:</b> n/a <sup>a</sup>
<b>Project:</b> Premier Hyundai 2820 Broadway Oakland	

### VOA 8260 List

CAS No.	Surrogate Recoveries	Run# 1	Run# 2	Limits
460-00-4	4-Bromofluorobenzene	93%		81-115%

- (a) All results reported on a wet weight basis.
- (b) CCV outside of control limits (biased high); not detected in sample.

ND = Not detected  
 RL = Reporting Limit  
 E = Indicates value exceeds calibration range

J = Indicates an estimated value  
 B = Indicates analyte found in associated method blank  
 N = Indicates presumptive evidence of a compound

## Report of Analysis

<b>Client Sample ID:</b> B25-20'		<b>Date Sampled:</b> 07/06/16
<b>Lab Sample ID:</b> C46423-9		<b>Date Received:</b> 07/06/16
<b>Matrix:</b> SO - Soil		<b>Percent Solids:</b> n/a <sup>a</sup>
<b>Method:</b> SW846 8260B		
<b>Project:</b> Premier Hyundai 2820 Broadway Oakland		

Run #1	File ID	DF	Analyzed	By	Prep Date	Prep Batch	Analytical Batch
Run #1	L49956.D	1	07/11/16	JT	n/a	n/a	VL1498
Run #2							

Run #1	Initial Weight
Run #1	5.01 g
Run #2	

## VOA 8260 List

CAS No.	Compound	Result	RL	Units	Q
67-64-1	Acetone	ND	40	ug/kg	
71-43-2	Benzene	ND	5.0	ug/kg	
108-86-1	Bromobenzene	ND	5.0	ug/kg	
74-97-5	Bromochloromethane	ND	5.0	ug/kg	
75-27-4	Bromodichloromethane	ND	5.0	ug/kg	
75-25-2	Bromoform	ND	5.0	ug/kg	
104-51-8	n-Butylbenzene	ND	5.0	ug/kg	
135-98-8	sec-Butylbenzene	ND	5.0	ug/kg	
98-06-6	tert-Butylbenzene	ND	5.0	ug/kg	
108-90-7	Chlorobenzene	ND	5.0	ug/kg	
75-00-3	Chloroethane	ND	5.0	ug/kg	
67-66-3	Chloroform	ND	5.0	ug/kg	
95-49-8	o-Chlorotoluene	ND	5.0	ug/kg	
106-43-4	p-Chlorotoluene	ND	5.0	ug/kg	
56-23-5	Carbon tetrachloride	21.9	5.0	ug/kg	
75-34-3	1,1-Dichloroethane	ND	5.0	ug/kg	
75-35-4	1,1-Dichloroethylene	ND	5.0	ug/kg	
563-58-6	1,1-Dichloropropene	ND	5.0	ug/kg	
96-12-8	1,2-Dibromo-3-chloropropane	ND	5.0	ug/kg	
106-93-4	1,2-Dibromoethane	ND	5.0	ug/kg	
107-06-2	1,2-Dichloroethane	ND	5.0	ug/kg	
78-87-5	1,2-Dichloropropane	ND	5.0	ug/kg	
142-28-9	1,3-Dichloropropane	ND	5.0	ug/kg	
108-20-3	Di-Isopropyl ether	ND	5.0	ug/kg	
594-20-7	2,2-Dichloropropane	ND	5.0	ug/kg	
124-48-1	Dibromochloromethane	ND	5.0	ug/kg	
75-71-8	Dichlorodifluoromethane <sup>b</sup>	ND	5.0	ug/kg	
156-59-2	cis-1,2-Dichloroethylene	ND	5.0	ug/kg	
10061-01-5	cis-1,3-Dichloropropene	ND	5.0	ug/kg	
541-73-1	m-Dichlorobenzene	ND	5.0	ug/kg	
95-50-1	o-Dichlorobenzene	ND	5.0	ug/kg	
106-46-7	p-Dichlorobenzene	ND	5.0	ug/kg	

ND = Not detected

RL = Reporting Limit

E = Indicates value exceeds calibration range

J = Indicates an estimated value

B = Indicates analyte found in associated method blank

N = Indicates presumptive evidence of a compound

## Report of Analysis

<b>Client Sample ID:</b>	B25-20'	<b>Date Sampled:</b>	07/06/16
<b>Lab Sample ID:</b>	C46423-9	<b>Date Received:</b>	07/06/16
<b>Matrix:</b>	SO - Soil	<b>Percent Solids:</b>	n/a <sup>a</sup>
<b>Method:</b>	SW846 8260B		
<b>Project:</b>	Premier Hyundai 2820 Broadway Oakland		

## VOA 8260 List

CAS No.	Compound	Result	RL	Units	Q
156-60-5	trans-1,2-Dichloroethylene	ND	5.0	ug/kg	
10061-02-6	trans-1,3-Dichloropropene	ND	5.0	ug/kg	
100-41-4	Ethylbenzene	ND	5.0	ug/kg	
637-92-3	Ethyl tert-Butyl Ether	ND	5.0	ug/kg	
591-78-6	2-Hexanone	ND	20	ug/kg	
87-68-3	Hexachlorobutadiene	ND	5.0	ug/kg	
98-82-8	Isopropylbenzene	ND	5.0	ug/kg	
99-87-6	p-Isopropyltoluene	ND	5.0	ug/kg	
108-10-1	4-Methyl-2-pentanone	ND	20	ug/kg	
74-83-9	Methyl bromide	ND	5.0	ug/kg	
74-87-3	Methyl chloride	ND	5.0	ug/kg	
74-95-3	Methylene bromide	ND	5.0	ug/kg	
75-09-2	Methylene chloride	ND	20	ug/kg	
78-93-3	Methyl ethyl ketone	ND	20	ug/kg	
1634-04-4	Methyl Tert Butyl Ether	ND	5.0	ug/kg	
91-20-3	Naphthalene	ND	5.0	ug/kg	
103-65-1	n-Propylbenzene	ND	5.0	ug/kg	
100-42-5	Styrene	ND	5.0	ug/kg	
994-05-8	Tert-Amyl Methyl Ether	ND	5.0	ug/kg	
75-65-0	Tert Butyl Alcohol	ND	40	ug/kg	
630-20-6	1,1,1,2-Tetrachloroethane	ND	5.0	ug/kg	
71-55-6	1,1,1-Trichloroethane	ND	5.0	ug/kg	
79-34-5	1,1,2,2-Tetrachloroethane	ND	5.0	ug/kg	
79-00-5	1,1,2-Trichloroethane	ND	5.0	ug/kg	
87-61-6	1,2,3-Trichlorobenzene	ND	5.0	ug/kg	
96-18-4	1,2,3-Trichloropropane	ND	5.0	ug/kg	
120-82-1	1,2,4-Trichlorobenzene	ND	5.0	ug/kg	
95-63-6	1,2,4-Trimethylbenzene	ND	5.0	ug/kg	
108-67-8	1,3,5-Trimethylbenzene	ND	5.0	ug/kg	
127-18-4	Tetrachloroethylene	ND	5.0	ug/kg	
108-88-3	Toluene	ND	5.0	ug/kg	
79-01-6	Trichloroethylene	ND	5.0	ug/kg	
75-69-4	Trichlorofluoromethane	ND	5.0	ug/kg	
75-01-4	Vinyl chloride	ND	5.0	ug/kg	
1330-20-7	Xylene (total)	ND	10	ug/kg	

CAS No.	Surrogate Recoveries	Run# 1	Run# 2	Limits
1868-53-7	Dibromofluoromethane	96%		72-140%
2037-26-5	Toluene-D8	99%		87-113%

ND = Not detected

RL = Reporting Limit

E = Indicates value exceeds calibration range

J = Indicates an estimated value

B = Indicates analyte found in associated method blank

N = Indicates presumptive evidence of a compound

## Report of Analysis

<b>Client Sample ID:</b> B25-20'	
<b>Lab Sample ID:</b> C46423-9	<b>Date Sampled:</b> 07/06/16
<b>Matrix:</b> SO - Soil	<b>Date Received:</b> 07/06/16
<b>Method:</b> SW846 8260B	<b>Percent Solids:</b> n/a <sup>a</sup>
<b>Project:</b> Premier Hyundai 2820 Broadway Oakland	

### VOA 8260 List

CAS No.	Surrogate Recoveries	Run# 1	Run# 2	Limits
460-00-4	4-Bromofluorobenzene	92%		81-115%

- (a) All results reported on a wet weight basis.
- (b) CCV outside of control limits (biased high); not detected in sample.

ND = Not detected  
 RL = Reporting Limit  
 E = Indicates value exceeds calibration range

J = Indicates an estimated value  
 B = Indicates analyte found in associated method blank  
 N = Indicates presumptive evidence of a compound

# Report of Analysis

<b>Client Sample ID:</b> B25-25'		<b>Date Sampled:</b> 07/06/16
<b>Lab Sample ID:</b> C46423-10		<b>Date Received:</b> 07/06/16
<b>Matrix:</b> SO - Soil		<b>Percent Solids:</b> n/a <sup>a</sup>
<b>Method:</b> SW846 8260B		
<b>Project:</b> Premier Hyundai 2820 Broadway Oakland		

Run #	File ID	DF	Analyzed	By	Prep Date	Prep Batch	Analytical Batch
Run #1	L49957.D	1	07/11/16	JT	n/a	n/a	VL1498
Run #2							

Run #	Initial Weight
Run #1	5.24 g
Run #2	

## VOA 8260 List

CAS No.	Compound	Result	RL	Units	Q
67-64-1	Acetone	ND	38	ug/kg	
71-43-2	Benzene	ND	4.8	ug/kg	
108-86-1	Bromobenzene	ND	4.8	ug/kg	
74-97-5	Bromochloromethane	ND	4.8	ug/kg	
75-27-4	Bromodichloromethane	ND	4.8	ug/kg	
75-25-2	Bromoform	ND	4.8	ug/kg	
104-51-8	n-Butylbenzene	ND	4.8	ug/kg	
135-98-8	sec-Butylbenzene	ND	4.8	ug/kg	
98-06-6	tert-Butylbenzene	ND	4.8	ug/kg	
108-90-7	Chlorobenzene	ND	4.8	ug/kg	
75-00-3	Chloroethane	ND	4.8	ug/kg	
67-66-3	Chloroform	ND	4.8	ug/kg	
95-49-8	o-Chlorotoluene	ND	4.8	ug/kg	
106-43-4	p-Chlorotoluene	ND	4.8	ug/kg	
56-23-5	Carbon tetrachloride	ND	4.8	ug/kg	
75-34-3	1,1-Dichloroethane	ND	4.8	ug/kg	
75-35-4	1,1-Dichloroethylene	ND	4.8	ug/kg	
563-58-6	1,1-Dichloropropene	ND	4.8	ug/kg	
96-12-8	1,2-Dibromo-3-chloropropane	ND	4.8	ug/kg	
106-93-4	1,2-Dibromoethane	ND	4.8	ug/kg	
107-06-2	1,2-Dichloroethane	ND	4.8	ug/kg	
78-87-5	1,2-Dichloropropane	ND	4.8	ug/kg	
142-28-9	1,3-Dichloropropane	ND	4.8	ug/kg	
108-20-3	Di-Isopropyl ether	ND	4.8	ug/kg	
594-20-7	2,2-Dichloropropane	ND	4.8	ug/kg	
124-48-1	Dibromochloromethane	ND	4.8	ug/kg	
75-71-8	Dichlorodifluoromethane <sup>b</sup>	ND	4.8	ug/kg	
156-59-2	cis-1,2-Dichloroethylene	ND	4.8	ug/kg	
10061-01-5	cis-1,3-Dichloropropene	ND	4.8	ug/kg	
541-73-1	m-Dichlorobenzene	ND	4.8	ug/kg	
95-50-1	o-Dichlorobenzene	ND	4.8	ug/kg	
106-46-7	p-Dichlorobenzene	ND	4.8	ug/kg	

ND = Not detected

RL = Reporting Limit

E = Indicates value exceeds calibration range

J = Indicates an estimated value

B = Indicates analyte found in associated method blank

N = Indicates presumptive evidence of a compound

## Report of Analysis

<b>Client Sample ID:</b>	B25-25'	<b>Date Sampled:</b>	07/06/16
<b>Lab Sample ID:</b>	C46423-10	<b>Date Received:</b>	07/06/16
<b>Matrix:</b>	SO - Soil	<b>Percent Solids:</b>	n/a <sup>a</sup>
<b>Method:</b>	SW846 8260B		
<b>Project:</b>	Premier Hyundai 2820 Broadway Oakland		

## VOA 8260 List

CAS No.	Compound	Result	RL	Units	Q
156-60-5	trans-1,2-Dichloroethylene	ND	4.8	ug/kg	
10061-02-6	trans-1,3-Dichloropropene	ND	4.8	ug/kg	
100-41-4	Ethylbenzene	ND	4.8	ug/kg	
637-92-3	Ethyl tert-Butyl Ether	ND	4.8	ug/kg	
591-78-6	2-Hexanone	ND	19	ug/kg	
87-68-3	Hexachlorobutadiene	ND	4.8	ug/kg	
98-82-8	Isopropylbenzene	ND	4.8	ug/kg	
99-87-6	p-Isopropyltoluene	ND	4.8	ug/kg	
108-10-1	4-Methyl-2-pentanone	ND	19	ug/kg	
74-83-9	Methyl bromide	ND	4.8	ug/kg	
74-87-3	Methyl chloride	ND	4.8	ug/kg	
74-95-3	Methylene bromide	ND	4.8	ug/kg	
75-09-2	Methylene chloride	ND	19	ug/kg	
78-93-3	Methyl ethyl ketone	ND	19	ug/kg	
1634-04-4	Methyl Tert Butyl Ether	ND	4.8	ug/kg	
91-20-3	Naphthalene	ND	4.8	ug/kg	
103-65-1	n-Propylbenzene	ND	4.8	ug/kg	
100-42-5	Styrene	ND	4.8	ug/kg	
994-05-8	Tert-Amyl Methyl Ether	ND	4.8	ug/kg	
75-65-0	Tert Butyl Alcohol	ND	38	ug/kg	
630-20-6	1,1,1,2-Tetrachloroethane	ND	4.8	ug/kg	
71-55-6	1,1,1-Trichloroethane	ND	4.8	ug/kg	
79-34-5	1,1,2,2-Tetrachloroethane	ND	4.8	ug/kg	
79-00-5	1,1,2-Trichloroethane	ND	4.8	ug/kg	
87-61-6	1,2,3-Trichlorobenzene	ND	4.8	ug/kg	
96-18-4	1,2,3-Trichloropropane	ND	4.8	ug/kg	
120-82-1	1,2,4-Trichlorobenzene	ND	4.8	ug/kg	
95-63-6	1,2,4-Trimethylbenzene	ND	4.8	ug/kg	
108-67-8	1,3,5-Trimethylbenzene	ND	4.8	ug/kg	
127-18-4	Tetrachloroethylene	ND	4.8	ug/kg	
108-88-3	Toluene	ND	4.8	ug/kg	
79-01-6	Trichloroethylene	ND	4.8	ug/kg	
75-69-4	Trichlorofluoromethane	ND	4.8	ug/kg	
75-01-4	Vinyl chloride	ND	4.8	ug/kg	
1330-20-7	Xylene (total)	ND	9.5	ug/kg	

CAS No.	Surrogate Recoveries	Run# 1	Run# 2	Limits
1868-53-7	Dibromofluoromethane	97%		72-140%
2037-26-5	Toluene-D8	100%		87-113%

ND = Not detected

RL = Reporting Limit

E = Indicates value exceeds calibration range

J = Indicates an estimated value

B = Indicates analyte found in associated method blank

N = Indicates presumptive evidence of a compound



## Report of Analysis

<b>Client Sample ID:</b> B25-25'		<b>Date Sampled:</b> 07/06/16
<b>Lab Sample ID:</b> C46423-10		<b>Date Received:</b> 07/06/16
<b>Matrix:</b> SO - Soil		<b>Percent Solids:</b> n/a <sup>a</sup>
<b>Method:</b> SW846 8260B		
<b>Project:</b> Premier Hyundai 2820 Broadway Oakland		

### VOA 8260 List

CAS No.	Surrogate Recoveries	Run# 1	Run# 2	Limits
460-00-4	4-Bromofluorobenzene	95%		81-115%

- (a) All results reported on a wet weight basis.
- (b) CCV outside of control limits (biased high); not detected in sample.

ND = Not detected  
 RL = Reporting Limit  
 E = Indicates value exceeds calibration range

J = Indicates an estimated value  
 B = Indicates analyte found in associated method blank  
 N = Indicates presumptive evidence of a compound

# Report of Analysis

<b>Client Sample ID:</b> B26-15'	<b>Date Sampled:</b> 07/06/16
<b>Lab Sample ID:</b> C46423-14	<b>Date Received:</b> 07/06/16
<b>Matrix:</b> SO - Soil	<b>Percent Solids:</b> n/a <sup>a</sup>
<b>Method:</b> SW846 8260B	
<b>Project:</b> Premier Hyundai 2820 Broadway Oakland	

Run #	File ID	DF	Analyzed	By	Prep Date	Prep Batch	Analytical Batch
Run #1	L49958.D	1	07/11/16	JT	n/a	n/a	VL1498
Run #2							

Run #	Initial Weight
Run #1	5.03 g
Run #2	

### VOA 8260 List

CAS No.	Compound	Result	RL	Units	Q
67-64-1	Acetone	ND	40	ug/kg	
71-43-2	Benzene	ND	5.0	ug/kg	
108-86-1	Bromobenzene	ND	5.0	ug/kg	
74-97-5	Bromochloromethane	ND	5.0	ug/kg	
75-27-4	Bromodichloromethane	ND	5.0	ug/kg	
75-25-2	Bromoform	ND	5.0	ug/kg	
104-51-8	n-Butylbenzene	ND	5.0	ug/kg	
135-98-8	sec-Butylbenzene	ND	5.0	ug/kg	
98-06-6	tert-Butylbenzene	ND	5.0	ug/kg	
108-90-7	Chlorobenzene	ND	5.0	ug/kg	
75-00-3	Chloroethane	ND	5.0	ug/kg	
67-66-3	Chloroform	ND	5.0	ug/kg	
95-49-8	o-Chlorotoluene	ND	5.0	ug/kg	
106-43-4	p-Chlorotoluene	ND	5.0	ug/kg	
56-23-5	Carbon tetrachloride	ND	5.0	ug/kg	
75-34-3	1,1-Dichloroethane	ND	5.0	ug/kg	
75-35-4	1,1-Dichloroethylene	ND	5.0	ug/kg	
563-58-6	1,1-Dichloropropene	ND	5.0	ug/kg	
96-12-8	1,2-Dibromo-3-chloropropane	ND	5.0	ug/kg	
106-93-4	1,2-Dibromoethane	ND	5.0	ug/kg	
107-06-2	1,2-Dichloroethane	ND	5.0	ug/kg	
78-87-5	1,2-Dichloropropane	ND	5.0	ug/kg	
142-28-9	1,3-Dichloropropane	ND	5.0	ug/kg	
108-20-3	Di-Isopropyl ether	ND	5.0	ug/kg	
594-20-7	2,2-Dichloropropane	ND	5.0	ug/kg	
124-48-1	Dibromochloromethane	ND	5.0	ug/kg	
75-71-8	Dichlorodifluoromethane <sup>b</sup>	ND	5.0	ug/kg	
156-59-2	cis-1,2-Dichloroethylene	ND	5.0	ug/kg	
10061-01-5	cis-1,3-Dichloropropene	ND	5.0	ug/kg	
541-73-1	m-Dichlorobenzene	ND	5.0	ug/kg	
95-50-1	o-Dichlorobenzene	ND	5.0	ug/kg	
106-46-7	p-Dichlorobenzene	ND	5.0	ug/kg	

ND = Not detected

RL = Reporting Limit

E = Indicates value exceeds calibration range

J = Indicates an estimated value

B = Indicates analyte found in associated method blank

N = Indicates presumptive evidence of a compound

# Report of Analysis

<b>Client Sample ID:</b> B26-15'		<b>Date Sampled:</b> 07/06/16
<b>Lab Sample ID:</b> C46423-14		<b>Date Received:</b> 07/06/16
<b>Matrix:</b> SO - Soil		<b>Percent Solids:</b> n/a <sup>a</sup>
<b>Method:</b> SW846 8260B		
<b>Project:</b> Premier Hyundai 2820 Broadway Oakland		

## VOA 8260 List

CAS No.	Compound	Result	RL	Units	Q
156-60-5	trans-1,2-Dichloroethylene	ND	5.0	ug/kg	
10061-02-6	trans-1,3-Dichloropropene	ND	5.0	ug/kg	
100-41-4	Ethylbenzene	ND	5.0	ug/kg	
637-92-3	Ethyl tert-Butyl Ether	ND	5.0	ug/kg	
591-78-6	2-Hexanone	ND	20	ug/kg	
87-68-3	Hexachlorobutadiene	ND	5.0	ug/kg	
98-82-8	Isopropylbenzene	ND	5.0	ug/kg	
99-87-6	p-Isopropyltoluene	ND	5.0	ug/kg	
108-10-1	4-Methyl-2-pentanone	ND	20	ug/kg	
74-83-9	Methyl bromide	ND	5.0	ug/kg	
74-87-3	Methyl chloride	ND	5.0	ug/kg	
74-95-3	Methylene bromide	ND	5.0	ug/kg	
75-09-2	Methylene chloride	ND	20	ug/kg	
78-93-3	Methyl ethyl ketone	ND	20	ug/kg	
1634-04-4	Methyl Tert Butyl Ether	ND	5.0	ug/kg	
91-20-3	Naphthalene	ND	5.0	ug/kg	
103-65-1	n-Propylbenzene	ND	5.0	ug/kg	
100-42-5	Styrene	ND	5.0	ug/kg	
994-05-8	Tert-Amyl Methyl Ether	ND	5.0	ug/kg	
75-65-0	Tert Butyl Alcohol	ND	40	ug/kg	
630-20-6	1,1,1,2-Tetrachloroethane	ND	5.0	ug/kg	
71-55-6	1,1,1-Trichloroethane	ND	5.0	ug/kg	
79-34-5	1,1,2,2-Tetrachloroethane	ND	5.0	ug/kg	
79-00-5	1,1,2-Trichloroethane	ND	5.0	ug/kg	
87-61-6	1,2,3-Trichlorobenzene	ND	5.0	ug/kg	
96-18-4	1,2,3-Trichloropropane	ND	5.0	ug/kg	
120-82-1	1,2,4-Trichlorobenzene	ND	5.0	ug/kg	
95-63-6	1,2,4-Trimethylbenzene	ND	5.0	ug/kg	
108-67-8	1,3,5-Trimethylbenzene	ND	5.0	ug/kg	
127-18-4	Tetrachloroethylene	ND	5.0	ug/kg	
108-88-3	Toluene	ND	5.0	ug/kg	
79-01-6	Trichloroethylene	ND	5.0	ug/kg	
75-69-4	Trichlorofluoromethane	ND	5.0	ug/kg	
75-01-4	Vinyl chloride	ND	5.0	ug/kg	
1330-20-7	Xylene (total)	ND	9.9	ug/kg	

CAS No.	Surrogate Recoveries	Run# 1	Run# 2	Limits
1868-53-7	Dibromofluoromethane	98%		72-140%
2037-26-5	Toluene-D8	97%		87-113%

ND = Not detected

RL = Reporting Limit

E = Indicates value exceeds calibration range

J = Indicates an estimated value

B = Indicates analyte found in associated method blank

N = Indicates presumptive evidence of a compound

## Report of Analysis

<b>Client Sample ID:</b> B26-15'		<b>Date Sampled:</b> 07/06/16
<b>Lab Sample ID:</b> C46423-14		<b>Date Received:</b> 07/06/16
<b>Matrix:</b> SO - Soil		<b>Percent Solids:</b> n/a <sup>a</sup>
<b>Method:</b> SW846 8260B		
<b>Project:</b> Premier Hyundai 2820 Broadway Oakland		

### VOA 8260 List

CAS No.	Surrogate Recoveries	Run# 1	Run# 2	Limits
460-00-4	4-Bromofluorobenzene	93%		81-115%

- (a) All results reported on a wet weight basis.
- (b) CCV outside of control limits (biased high); not detected in sample.

ND = Not detected  
 RL = Reporting Limit  
 E = Indicates value exceeds calibration range

J = Indicates an estimated value  
 B = Indicates analyte found in associated method blank  
 N = Indicates presumptive evidence of a compound

## Report of Analysis

<b>Client Sample ID:</b> B26-20'	<b>Date Sampled:</b> 07/06/16
<b>Lab Sample ID:</b> C46423-15	<b>Date Received:</b> 07/06/16
<b>Matrix:</b> SO - Soil	<b>Percent Solids:</b> n/a <sup>a</sup>
<b>Method:</b> SW846 8260B	
<b>Project:</b> Premier Hyundai 2820 Broadway Oakland	

Run #	File ID	DF	Analyzed	By	Prep Date	Prep Batch	Analytical Batch
Run #1	L49959.D	1	07/11/16	JT	n/a	n/a	VL1498
Run #2							

Run #	Initial Weight
Run #1	5.22 g
Run #2	

## VOA 8260 List

CAS No.	Compound	Result	RL	Units	Q
67-64-1	Acetone	ND	38	ug/kg	
71-43-2	Benzene	ND	4.8	ug/kg	
108-86-1	Bromobenzene	ND	4.8	ug/kg	
74-97-5	Bromochloromethane	ND	4.8	ug/kg	
75-27-4	Bromodichloromethane	ND	4.8	ug/kg	
75-25-2	Bromoform	ND	4.8	ug/kg	
104-51-8	n-Butylbenzene	ND	4.8	ug/kg	
135-98-8	sec-Butylbenzene	ND	4.8	ug/kg	
98-06-6	tert-Butylbenzene	ND	4.8	ug/kg	
108-90-7	Chlorobenzene	ND	4.8	ug/kg	
75-00-3	Chloroethane	ND	4.8	ug/kg	
67-66-3	Chloroform	ND	4.8	ug/kg	
95-49-8	o-Chlorotoluene	ND	4.8	ug/kg	
106-43-4	p-Chlorotoluene	ND	4.8	ug/kg	
56-23-5	Carbon tetrachloride	ND	4.8	ug/kg	
75-34-3	1,1-Dichloroethane	ND	4.8	ug/kg	
75-35-4	1,1-Dichloroethylene	ND	4.8	ug/kg	
563-58-6	1,1-Dichloropropene	ND	4.8	ug/kg	
96-12-8	1,2-Dibromo-3-chloropropane	ND	4.8	ug/kg	
106-93-4	1,2-Dibromoethane	ND	4.8	ug/kg	
107-06-2	1,2-Dichloroethane	ND	4.8	ug/kg	
78-87-5	1,2-Dichloropropane	ND	4.8	ug/kg	
142-28-9	1,3-Dichloropropane	ND	4.8	ug/kg	
108-20-3	Di-Isopropyl ether	ND	4.8	ug/kg	
594-20-7	2,2-Dichloropropane	ND	4.8	ug/kg	
124-48-1	Dibromochloromethane	ND	4.8	ug/kg	
75-71-8	Dichlorodifluoromethane <sup>b</sup>	ND	4.8	ug/kg	
156-59-2	cis-1,2-Dichloroethylene	ND	4.8	ug/kg	
10061-01-5	cis-1,3-Dichloropropene	ND	4.8	ug/kg	
541-73-1	m-Dichlorobenzene	ND	4.8	ug/kg	
95-50-1	o-Dichlorobenzene	ND	4.8	ug/kg	
106-46-7	p-Dichlorobenzene	ND	4.8	ug/kg	

ND = Not detected

RL = Reporting Limit

E = Indicates value exceeds calibration range

J = Indicates an estimated value

B = Indicates analyte found in associated method blank

N = Indicates presumptive evidence of a compound

# Report of Analysis

<b>Client Sample ID:</b> B26-20'		<b>Date Sampled:</b> 07/06/16
<b>Lab Sample ID:</b> C46423-15		<b>Date Received:</b> 07/06/16
<b>Matrix:</b> SO - Soil		<b>Percent Solids:</b> n/a <sup>a</sup>
<b>Method:</b> SW846 8260B		
<b>Project:</b> Premier Hyundai 2820 Broadway Oakland		

**VOA 8260 List**

CAS No.	Compound	Result	RL	Units	Q
156-60-5	trans-1,2-Dichloroethylene	ND	4.8	ug/kg	
10061-02-6	trans-1,3-Dichloropropene	ND	4.8	ug/kg	
100-41-4	Ethylbenzene	ND	4.8	ug/kg	
637-92-3	Ethyl tert-Butyl Ether	ND	4.8	ug/kg	
591-78-6	2-Hexanone	ND	19	ug/kg	
87-68-3	Hexachlorobutadiene	ND	4.8	ug/kg	
98-82-8	Isopropylbenzene	ND	4.8	ug/kg	
99-87-6	p-Isopropyltoluene	ND	4.8	ug/kg	
108-10-1	4-Methyl-2-pentanone	ND	19	ug/kg	
74-83-9	Methyl bromide	ND	4.8	ug/kg	
74-87-3	Methyl chloride	ND	4.8	ug/kg	
74-95-3	Methylene bromide	ND	4.8	ug/kg	
75-09-2	Methylene chloride	ND	19	ug/kg	
78-93-3	Methyl ethyl ketone	ND	19	ug/kg	
1634-04-4	Methyl Tert Butyl Ether	ND	4.8	ug/kg	
91-20-3	Naphthalene	ND	4.8	ug/kg	
103-65-1	n-Propylbenzene	ND	4.8	ug/kg	
100-42-5	Styrene	ND	4.8	ug/kg	
994-05-8	Tert-Amyl Methyl Ether	ND	4.8	ug/kg	
75-65-0	Tert Butyl Alcohol	ND	38	ug/kg	
630-20-6	1,1,1,2-Tetrachloroethane	ND	4.8	ug/kg	
71-55-6	1,1,1-Trichloroethane	ND	4.8	ug/kg	
79-34-5	1,1,2,2-Tetrachloroethane	ND	4.8	ug/kg	
79-00-5	1,1,2-Trichloroethane	ND	4.8	ug/kg	
87-61-6	1,2,3-Trichlorobenzene	ND	4.8	ug/kg	
96-18-4	1,2,3-Trichloropropane	ND	4.8	ug/kg	
120-82-1	1,2,4-Trichlorobenzene	ND	4.8	ug/kg	
95-63-6	1,2,4-Trimethylbenzene	ND	4.8	ug/kg	
108-67-8	1,3,5-Trimethylbenzene	ND	4.8	ug/kg	
127-18-4	Tetrachloroethylene	ND	4.8	ug/kg	
108-88-3	Toluene	ND	4.8	ug/kg	
79-01-6	Trichloroethylene	ND	4.8	ug/kg	
75-69-4	Trichlorofluoromethane	ND	4.8	ug/kg	
75-01-4	Vinyl chloride	ND	4.8	ug/kg	
1330-20-7	Xylene (total)	ND	9.6	ug/kg	

CAS No.	Surrogate Recoveries	Run# 1	Run# 2	Limits
1868-53-7	Dibromofluoromethane	99%		72-140%
2037-26-5	Toluene-D8	98%		87-113%

ND = Not detected

RL = Reporting Limit

E = Indicates value exceeds calibration range

J = Indicates an estimated value

B = Indicates analyte found in associated method blank

N = Indicates presumptive evidence of a compound

## Report of Analysis

<b>Client Sample ID:</b> B26-20'	
<b>Lab Sample ID:</b> C46423-15	<b>Date Sampled:</b> 07/06/16
<b>Matrix:</b> SO - Soil	<b>Date Received:</b> 07/06/16
<b>Method:</b> SW846 8260B	<b>Percent Solids:</b> n/a <sup>a</sup>
<b>Project:</b> Premier Hyundai 2820 Broadway Oakland	

### VOA 8260 List

CAS No.	Surrogate Recoveries	Run# 1	Run# 2	Limits
460-00-4	4-Bromofluorobenzene	96%		81-115%

- (a) All results reported on a wet weight basis.
- (b) CCV outside of control limits (biased high); not detected in sample.

ND = Not detected  
 RL = Reporting Limit  
 E = Indicates value exceeds calibration range

J = Indicates an estimated value  
 B = Indicates analyte found in associated method blank  
 N = Indicates presumptive evidence of a compound

## Report of Analysis

<b>Client Sample ID:</b> B26-25'		<b>Date Sampled:</b> 07/06/16
<b>Lab Sample ID:</b> C46423-16		<b>Date Received:</b> 07/06/16
<b>Matrix:</b> SO - Soil		<b>Percent Solids:</b> n/a <sup>a</sup>
<b>Method:</b> SW846 8260B		
<b>Project:</b> Premier Hyundai 2820 Broadway Oakland		

Run #	File ID	DF	Analyzed	By	Prep Date	Prep Batch	Analytical Batch
Run #1	L49960.D	1	07/11/16	JT	n/a	n/a	VL1498
Run #2							

Run #	Initial Weight
Run #1	5.21 g
Run #2	

## VOA 8260 List

CAS No.	Compound	Result	RL	Units	Q
67-64-1	Acetone	ND	38	ug/kg	
71-43-2	Benzene	ND	4.8	ug/kg	
108-86-1	Bromobenzene	ND	4.8	ug/kg	
74-97-5	Bromochloromethane	ND	4.8	ug/kg	
75-27-4	Bromodichloromethane	ND	4.8	ug/kg	
75-25-2	Bromoform	ND	4.8	ug/kg	
104-51-8	n-Butylbenzene	ND	4.8	ug/kg	
135-98-8	sec-Butylbenzene	ND	4.8	ug/kg	
98-06-6	tert-Butylbenzene	ND	4.8	ug/kg	
108-90-7	Chlorobenzene	ND	4.8	ug/kg	
75-00-3	Chloroethane	ND	4.8	ug/kg	
67-66-3	Chloroform	ND	4.8	ug/kg	
95-49-8	o-Chlorotoluene	ND	4.8	ug/kg	
106-43-4	p-Chlorotoluene	ND	4.8	ug/kg	
56-23-5	Carbon tetrachloride	8.9	4.8	ug/kg	
75-34-3	1,1-Dichloroethane	ND	4.8	ug/kg	
75-35-4	1,1-Dichloroethylene	ND	4.8	ug/kg	
563-58-6	1,1-Dichloropropene	ND	4.8	ug/kg	
96-12-8	1,2-Dibromo-3-chloropropane	ND	4.8	ug/kg	
106-93-4	1,2-Dibromoethane	ND	4.8	ug/kg	
107-06-2	1,2-Dichloroethane	ND	4.8	ug/kg	
78-87-5	1,2-Dichloropropane	ND	4.8	ug/kg	
142-28-9	1,3-Dichloropropane	ND	4.8	ug/kg	
108-20-3	Di-Isopropyl ether	ND	4.8	ug/kg	
594-20-7	2,2-Dichloropropane	ND	4.8	ug/kg	
124-48-1	Dibromochloromethane	ND	4.8	ug/kg	
75-71-8	Dichlorodifluoromethane <sup>b</sup>	ND	4.8	ug/kg	
156-59-2	cis-1,2-Dichloroethylene	ND	4.8	ug/kg	
10061-01-5	cis-1,3-Dichloropropene	ND	4.8	ug/kg	
541-73-1	m-Dichlorobenzene	ND	4.8	ug/kg	
95-50-1	o-Dichlorobenzene	ND	4.8	ug/kg	
106-46-7	p-Dichlorobenzene	ND	4.8	ug/kg	

ND = Not detected

RL = Reporting Limit

E = Indicates value exceeds calibration range

J = Indicates an estimated value

B = Indicates analyte found in associated method blank

N = Indicates presumptive evidence of a compound



## Report of Analysis

<b>Client Sample ID:</b>	B26-25'	<b>Date Sampled:</b>	07/06/16
<b>Lab Sample ID:</b>	C46423-16	<b>Date Received:</b>	07/06/16
<b>Matrix:</b>	SO - Soil	<b>Percent Solids:</b>	n/a <sup>a</sup>
<b>Method:</b>	SW846 8260B		
<b>Project:</b>	Premier Hyundai 2820 Broadway Oakland		

## VOA 8260 List

CAS No.	Compound	Result	RL	Units	Q
156-60-5	trans-1,2-Dichloroethylene	ND	4.8	ug/kg	
10061-02-6	trans-1,3-Dichloropropene	ND	4.8	ug/kg	
100-41-4	Ethylbenzene	ND	4.8	ug/kg	
637-92-3	Ethyl tert-Butyl Ether	ND	4.8	ug/kg	
591-78-6	2-Hexanone	ND	19	ug/kg	
87-68-3	Hexachlorobutadiene	ND	4.8	ug/kg	
98-82-8	Isopropylbenzene	ND	4.8	ug/kg	
99-87-6	p-Isopropyltoluene	ND	4.8	ug/kg	
108-10-1	4-Methyl-2-pentanone	ND	19	ug/kg	
74-83-9	Methyl bromide	ND	4.8	ug/kg	
74-87-3	Methyl chloride	ND	4.8	ug/kg	
74-95-3	Methylene bromide	ND	4.8	ug/kg	
75-09-2	Methylene chloride	ND	19	ug/kg	
78-93-3	Methyl ethyl ketone	ND	19	ug/kg	
1634-04-4	Methyl Tert Butyl Ether	ND	4.8	ug/kg	
91-20-3	Naphthalene	ND	4.8	ug/kg	
103-65-1	n-Propylbenzene	ND	4.8	ug/kg	
100-42-5	Styrene	ND	4.8	ug/kg	
994-05-8	Tert-Amyl Methyl Ether	ND	4.8	ug/kg	
75-65-0	Tert Butyl Alcohol	ND	38	ug/kg	
630-20-6	1,1,1,2-Tetrachloroethane	ND	4.8	ug/kg	
71-55-6	1,1,1-Trichloroethane	ND	4.8	ug/kg	
79-34-5	1,1,2,2-Tetrachloroethane	ND	4.8	ug/kg	
79-00-5	1,1,2-Trichloroethane	ND	4.8	ug/kg	
87-61-6	1,2,3-Trichlorobenzene	ND	4.8	ug/kg	
96-18-4	1,2,3-Trichloropropane	ND	4.8	ug/kg	
120-82-1	1,2,4-Trichlorobenzene	ND	4.8	ug/kg	
95-63-6	1,2,4-Trimethylbenzene	ND	4.8	ug/kg	
108-67-8	1,3,5-Trimethylbenzene	ND	4.8	ug/kg	
127-18-4	Tetrachloroethylene	ND	4.8	ug/kg	
108-88-3	Toluene	ND	4.8	ug/kg	
79-01-6	Trichloroethylene	ND	4.8	ug/kg	
75-69-4	Trichlorofluoromethane	ND	4.8	ug/kg	
75-01-4	Vinyl chloride	ND	4.8	ug/kg	
1330-20-7	Xylene (total)	ND	9.6	ug/kg	

CAS No.	Surrogate Recoveries	Run# 1	Run# 2	Limits
1868-53-7	Dibromofluoromethane	97%		72-140%
2037-26-5	Toluene-D8	98%		87-113%

ND = Not detected

RL = Reporting Limit

E = Indicates value exceeds calibration range

J = Indicates an estimated value

B = Indicates analyte found in associated method blank

N = Indicates presumptive evidence of a compound

## Report of Analysis

<b>Client Sample ID:</b> B26-25' <b>Lab Sample ID:</b> C46423-16 <b>Matrix:</b> SO - Soil <b>Method:</b> SW846 8260B <b>Project:</b> Premier Hyundai 2820 Broadway Oakland	<b>Date Sampled:</b> 07/06/16 <b>Date Received:</b> 07/06/16 <b>Percent Solids:</b> n/a <sup>a</sup>
--	--

**VOA 8260 List**

CAS No.	Surrogate Recoveries	Run# 1	Run# 2	Limits
460-00-4	4-Bromofluorobenzene	94%		81-115%

- (a) All results reported on a wet weight basis.
- (b) CCV outside of control limits (biased high); not detected in sample.

ND = Not detected  
 RL = Reporting Limit  
 E = Indicates value exceeds calibration range

J = Indicates an estimated value  
 B = Indicates analyte found in associated method blank  
 N = Indicates presumptive evidence of a compound

## Report of Analysis

<b>Client Sample ID:</b>	COMPB24(5-25)	<b>Date Sampled:</b>	07/05/16
<b>Lab Sample ID:</b>	C46423-18	<b>Date Received:</b>	07/06/16
<b>Matrix:</b>	SO - Soil	<b>Percent Solids:</b>	n/a <sup>a</sup>
<b>Method:</b>	SW846 8260B		
<b>Project:</b>	Premier Hyundai 2820 Broadway Oakland		

Run #1	File ID	DF	Analyzed	By	Prep Date	Prep Batch	Analytical Batch
Run #1	M61755.D	1	07/07/16	JT	n/a	n/a	VM1857
Run #2							

Run #1	Initial Weight	Final Volume	Methanol Aliquot
Run #1	6.01 g	5.0 ml	100 ul
Run #2			

## VOA 8260 List

CAS No.	Compound	Result	RL	Units	Q
67-64-1	Acetone	ND	1700	ug/kg	
71-43-2	Benzene	ND	210	ug/kg	
108-86-1	Bromobenzene	ND	210	ug/kg	
74-97-5	Bromochloromethane	ND	210	ug/kg	
75-27-4	Bromodichloromethane	ND	210	ug/kg	
75-25-2	Bromoform	ND	210	ug/kg	
104-51-8	n-Butylbenzene	ND	210	ug/kg	
135-98-8	sec-Butylbenzene	ND	210	ug/kg	
98-06-6	tert-Butylbenzene	ND	210	ug/kg	
108-90-7	Chlorobenzene	ND	210	ug/kg	
75-00-3	Chloroethane	ND	210	ug/kg	
67-66-3	Chloroform	ND	210	ug/kg	
95-49-8	o-Chlorotoluene	ND	210	ug/kg	
106-43-4	p-Chlorotoluene	ND	210	ug/kg	
56-23-5	Carbon tetrachloride	ND	210	ug/kg	
75-34-3	1,1-Dichloroethane	ND	210	ug/kg	
75-35-4	1,1-Dichloroethylene	ND	210	ug/kg	
563-58-6	1,1-Dichloropropene	ND	210	ug/kg	
96-12-8	1,2-Dibromo-3-chloropropane	ND	210	ug/kg	
106-93-4	1,2-Dibromoethane	ND	210	ug/kg	
107-06-2	1,2-Dichloroethane	ND	210	ug/kg	
78-87-5	1,2-Dichloropropane	ND	210	ug/kg	
142-28-9	1,3-Dichloropropane	ND	210	ug/kg	
108-20-3	Di-Isopropyl ether	ND	210	ug/kg	
594-20-7	2,2-Dichloropropane	ND	210	ug/kg	
124-48-1	Dibromochloromethane	ND	210	ug/kg	
75-71-8	Dichlorodifluoromethane	ND	210	ug/kg	
156-59-2	cis-1,2-Dichloroethylene	ND	210	ug/kg	
10061-01-5	cis-1,3-Dichloropropene	ND	210	ug/kg	
541-73-1	m-Dichlorobenzene	ND	210	ug/kg	
95-50-1	o-Dichlorobenzene	ND	210	ug/kg	
106-46-7	p-Dichlorobenzene	ND	210	ug/kg	

ND = Not detected

RL = Reporting Limit

E = Indicates value exceeds calibration range

J = Indicates an estimated value

B = Indicates analyte found in associated method blank

N = Indicates presumptive evidence of a compound

## Report of Analysis

<b>Client Sample ID:</b>	COMPB24(5-25)	<b>Date Sampled:</b>	07/05/16
<b>Lab Sample ID:</b>	C46423-18	<b>Date Received:</b>	07/06/16
<b>Matrix:</b>	SO - Soil	<b>Percent Solids:</b>	n/a <sup>a</sup>
<b>Method:</b>	SW846 8260B		
<b>Project:</b>	Premier Hyundai 2820 Broadway Oakland		

## VOA 8260 List

CAS No.	Compound	Result	RL	Units	Q
156-60-5	trans-1,2-Dichloroethylene	ND	210	ug/kg	
10061-02-6	trans-1,3-Dichloropropene	ND	210	ug/kg	
100-41-4	Ethylbenzene	ND	210	ug/kg	
637-92-3	Ethyl tert-Butyl Ether	ND	210	ug/kg	
591-78-6	2-Hexanone	ND	830	ug/kg	
87-68-3	Hexachlorobutadiene	ND	210	ug/kg	
98-82-8	Isopropylbenzene	ND	210	ug/kg	
99-87-6	p-Isopropyltoluene	ND	210	ug/kg	
108-10-1	4-Methyl-2-pentanone	ND	830	ug/kg	
74-83-9	Methyl bromide	ND	210	ug/kg	
74-87-3	Methyl chloride	ND	210	ug/kg	
74-95-3	Methylene bromide	ND	210	ug/kg	
75-09-2	Methylene chloride	ND	830	ug/kg	
78-93-3	Methyl ethyl ketone	ND	830	ug/kg	
1634-04-4	Methyl Tert Butyl Ether	ND	210	ug/kg	
91-20-3	Naphthalene	ND	210	ug/kg	
103-65-1	n-Propylbenzene	ND	210	ug/kg	
100-42-5	Styrene	ND	210	ug/kg	
994-05-8	Tert-Amyl Methyl Ether	ND	210	ug/kg	
75-65-0	Tert Butyl Alcohol	ND	1700	ug/kg	
630-20-6	1,1,1,2-Tetrachloroethane	ND	210	ug/kg	
71-55-6	1,1,1-Trichloroethane	ND	210	ug/kg	
79-34-5	1,1,2,2-Tetrachloroethane	ND	210	ug/kg	
79-00-5	1,1,2-Trichloroethane	ND	210	ug/kg	
87-61-6	1,2,3-Trichlorobenzene	ND	210	ug/kg	
96-18-4	1,2,3-Trichloropropane	ND	210	ug/kg	
120-82-1	1,2,4-Trichlorobenzene	ND	210	ug/kg	
95-63-6	1,2,4-Trimethylbenzene	ND	210	ug/kg	
108-67-8	1,3,5-Trimethylbenzene	ND	210	ug/kg	
127-18-4	Tetrachloroethylene	ND	210	ug/kg	
108-88-3	Toluene	ND	210	ug/kg	
79-01-6	Trichloroethylene	ND	210	ug/kg	
75-69-4	Trichlorofluoromethane	ND	210	ug/kg	
75-01-4	Vinyl chloride	ND	210	ug/kg	
1330-20-7	Xylene (total)	ND	420	ug/kg	
	TPH-GRO (C6-C10)	ND	4200	ug/kg	

CAS No.	Surrogate Recoveries	Run# 1	Run# 2	Limits
1868-53-7	Dibromofluoromethane	91%		72-140%

ND = Not detected

RL = Reporting Limit

E = Indicates value exceeds calibration range

J = Indicates an estimated value

B = Indicates analyte found in associated method blank

N = Indicates presumptive evidence of a compound

## Report of Analysis

<b>Client Sample ID:</b> COMPB24(5-25)	<b>Date Sampled:</b> 07/05/16
<b>Lab Sample ID:</b> C46423-18	<b>Date Received:</b> 07/06/16
<b>Matrix:</b> SO - Soil	<b>Percent Solids:</b> n/a <sup>a</sup>
<b>Method:</b> SW846 8260B	
<b>Project:</b> Premier Hyundai 2820 Broadway Oakland	

## VOA 8260 List

CAS No.	Surrogate Recoveries	Run# 1	Run# 2	Limits
2037-26-5	Toluene-D8	96%		87-113%
460-00-4	4-Bromofluorobenzene	106%		81-115%

(a) All results reported on a wet weight basis.

ND = Not detected

RL = Reporting Limit

E = Indicates value exceeds calibration range

J = Indicates an estimated value

B = Indicates analyte found in associated method blank

N = Indicates presumptive evidence of a compound

## Report of Analysis

<b>Client Sample ID:</b> COMPB24(5-25)	<b>Date Sampled:</b> 07/05/16
<b>Lab Sample ID:</b> C46423-18	<b>Date Received:</b> 07/06/16
<b>Matrix:</b> SO - Soil	<b>Percent Solids:</b> n/a <sup>a</sup>
<b>Method:</b> SW846 8015B M SW846 3550B	
<b>Project:</b> Premier Hyundai 2820 Broadway Oakland	

Run #	File ID	DF	Analyzed	By	Prep Date	Prep Batch	Analytical Batch
Run #1	BB5172.D	1	07/09/16	MT	07/07/16	OP14603	GBB170
Run #2							

Run #	Initial Weight	Final Volume
Run #1	30.1 g	1.0 ml
Run #2		

### TPH Extractable

CAS No.	Compound	Result	RL	Units	Q
	TPH (C10-C28)	16.0	3.3	mg/kg	
	TPH (> C28-C40)	ND	3.3	mg/kg	

CAS No.	Surrogate Recoveries	Run# 1	Run# 2	Limits
630-01-3	Hexacosane	70%		38-146%

(a) All results reported on a wet weight basis.

ND = Not detected  
 RL = Reporting Limit  
 E = Indicates value exceeds calibration range

J = Indicates an estimated value  
 B = Indicates analyte found in associated method blank  
 N = Indicates presumptive evidence of a compound

# Report of Analysis

<b>Client Sample ID:</b> COMPB24(5-25)	<b>Date Sampled:</b> 07/05/16
<b>Lab Sample ID:</b> C46423-18	<b>Date Received:</b> 07/06/16
<b>Matrix:</b> SO - Soil	<b>Percent Solids:</b> n/a <sup>a</sup>
<b>Project:</b> Premier Hyundai 2820 Broadway Oakland	

## Metals Analysis

Analyte	Result	RL	Units	DF	Prep	Analyzed By	Method	Prep Method
Antimony	< 1.8	1.8	mg/kg	1	07/11/16	07/13/16 RS	SW846 6010B <sup>1</sup>	SW846 3050B <sup>4</sup>
Arsenic	4.1	1.8	mg/kg	1	07/11/16	07/13/16 RS	SW846 6010B <sup>1</sup>	SW846 3050B <sup>4</sup>
Barium	125	18	mg/kg	1	07/11/16	07/13/16 RS	SW846 6010B <sup>1</sup>	SW846 3050B <sup>4</sup>
Beryllium	< 0.91	0.91	mg/kg	1	07/11/16	07/13/16 RS	SW846 6010B <sup>1</sup>	SW846 3050B <sup>4</sup>
Cadmium	< 0.91	0.91	mg/kg	1	07/11/16	07/13/16 RS	SW846 6010B <sup>1</sup>	SW846 3050B <sup>4</sup>
Chromium	46.0	0.91	mg/kg	1	07/11/16	07/13/16 RS	SW846 6010B <sup>1</sup>	SW846 3050B <sup>4</sup>
Cobalt	8.3	0.91	mg/kg	1	07/11/16	07/13/16 RS	SW846 6010B <sup>1</sup>	SW846 3050B <sup>4</sup>
Copper	20.5	2.3	mg/kg	1	07/11/16	07/13/16 RS	SW846 6010B <sup>1</sup>	SW846 3050B <sup>4</sup>
Lead	5.6	1.8	mg/kg	1	07/11/16	07/13/16 RS	SW846 6010B <sup>1</sup>	SW846 3050B <sup>4</sup>
Mercury	0.056	0.015	mg/kg	1	07/13/16	07/13/16 EB	SW846 7471A <sup>2</sup>	SW846 7471A <sup>5</sup>
Molybdenum	< 1.8	1.8	mg/kg	1	07/11/16	07/13/16 RS	SW846 6010B <sup>1</sup>	SW846 3050B <sup>4</sup>
Nickel	59.4	0.91	mg/kg	1	07/11/16	07/13/16 RS	SW846 6010B <sup>1</sup>	SW846 3050B <sup>4</sup>
Selenium	< 1.8	1.8	mg/kg	1	07/11/16	07/13/16 RS	SW846 6010B <sup>1</sup>	SW846 3050B <sup>4</sup>
Silver	< 0.91	0.91	mg/kg	1	07/11/16	07/19/16 RS	SW846 6010B <sup>3</sup>	SW846 3050B <sup>4</sup>
Thallium	< 1.8	1.8	mg/kg	1	07/11/16	07/13/16 RS	SW846 6010B <sup>1</sup>	SW846 3050B <sup>4</sup>
Vanadium	33.6	0.91	mg/kg	1	07/11/16	07/13/16 RS	SW846 6010B <sup>1</sup>	SW846 3050B <sup>4</sup>
Zinc	42.7	1.8	mg/kg	1	07/11/16	07/13/16 RS	SW846 6010B <sup>1</sup>	SW846 3050B <sup>4</sup>

- (1) Instrument QC Batch: MA6001
- (2) Instrument QC Batch: MA6003
- (3) Instrument QC Batch: MA6017
- (4) Prep QC Batch: MP11595
- (5) Prep QC Batch: MP11603

(a) All results reported on a wet weight basis.

RL = Reporting Limit

## Report of Analysis

<b>Client Sample ID:</b> COMPB25(5-25)		<b>Date Sampled:</b> 07/05/16
<b>Lab Sample ID:</b> C46423-19		<b>Date Received:</b> 07/06/16
<b>Matrix:</b> SO - Soil		<b>Percent Solids:</b> n/a <sup>a</sup>
<b>Method:</b> SW846 8260B		
<b>Project:</b> Premier Hyundai 2820 Broadway Oakland		

Run #1	File ID	DF	Analyzed	By	Prep Date	Prep Batch	Analytical Batch
Run #1	M61756.D	1	07/07/16	JT	n/a	n/a	VM1857
Run #2							

Run #1	Initial Weight	Final Volume	Methanol Aliquot
Run #1	5.73 g	5.0 ml	100 ul
Run #2			

## VOA 8260 List

CAS No.	Compound	Result	RL	Units	Q
67-64-1	Acetone	ND	1700	ug/kg	
71-43-2	Benzene	ND	220	ug/kg	
108-86-1	Bromobenzene	ND	220	ug/kg	
74-97-5	Bromochloromethane	ND	220	ug/kg	
75-27-4	Bromodichloromethane	ND	220	ug/kg	
75-25-2	Bromoform	ND	220	ug/kg	
104-51-8	n-Butylbenzene	ND	220	ug/kg	
135-98-8	sec-Butylbenzene	ND	220	ug/kg	
98-06-6	tert-Butylbenzene	ND	220	ug/kg	
108-90-7	Chlorobenzene	ND	220	ug/kg	
75-00-3	Chloroethane	ND	220	ug/kg	
67-66-3	Chloroform	ND	220	ug/kg	
95-49-8	o-Chlorotoluene	ND	220	ug/kg	
106-43-4	p-Chlorotoluene	ND	220	ug/kg	
56-23-5	Carbon tetrachloride	ND	220	ug/kg	
75-34-3	1,1-Dichloroethane	ND	220	ug/kg	
75-35-4	1,1-Dichloroethylene	ND	220	ug/kg	
563-58-6	1,1-Dichloropropene	ND	220	ug/kg	
96-12-8	1,2-Dibromo-3-chloropropane	ND	220	ug/kg	
106-93-4	1,2-Dibromoethane	ND	220	ug/kg	
107-06-2	1,2-Dichloroethane	ND	220	ug/kg	
78-87-5	1,2-Dichloropropane	ND	220	ug/kg	
142-28-9	1,3-Dichloropropane	ND	220	ug/kg	
108-20-3	Di-Isopropyl ether	ND	220	ug/kg	
594-20-7	2,2-Dichloropropane	ND	220	ug/kg	
124-48-1	Dibromochloromethane	ND	220	ug/kg	
75-71-8	Dichlorodifluoromethane	ND	220	ug/kg	
156-59-2	cis-1,2-Dichloroethylene	ND	220	ug/kg	
10061-01-5	cis-1,3-Dichloropropene	ND	220	ug/kg	
541-73-1	m-Dichlorobenzene	ND	220	ug/kg	
95-50-1	o-Dichlorobenzene	ND	220	ug/kg	
106-46-7	p-Dichlorobenzene	ND	220	ug/kg	

ND = Not detected

RL = Reporting Limit

E = Indicates value exceeds calibration range

J = Indicates an estimated value

B = Indicates analyte found in associated method blank

N = Indicates presumptive evidence of a compound



## Report of Analysis

<b>Client Sample ID:</b>	COMPB25(5-25)	<b>Date Sampled:</b>	07/05/16
<b>Lab Sample ID:</b>	C46423-19	<b>Date Received:</b>	07/06/16
<b>Matrix:</b>	SO - Soil	<b>Percent Solids:</b>	n/a <sup>a</sup>
<b>Method:</b>	SW846 8260B		
<b>Project:</b>	Premier Hyundai 2820 Broadway Oakland		

## VOA 8260 List

CAS No.	Compound	Result	RL	Units	Q
156-60-5	trans-1,2-Dichloroethylene	ND	220	ug/kg	
10061-02-6	trans-1,3-Dichloropropene	ND	220	ug/kg	
100-41-4	Ethylbenzene	ND	220	ug/kg	
637-92-3	Ethyl tert-Butyl Ether	ND	220	ug/kg	
591-78-6	2-Hexanone	ND	870	ug/kg	
87-68-3	Hexachlorobutadiene	ND	220	ug/kg	
98-82-8	Isopropylbenzene	ND	220	ug/kg	
99-87-6	p-Isopropyltoluene	ND	220	ug/kg	
108-10-1	4-Methyl-2-pentanone	ND	870	ug/kg	
74-83-9	Methyl bromide	ND	220	ug/kg	
74-87-3	Methyl chloride	ND	220	ug/kg	
74-95-3	Methylene bromide	ND	220	ug/kg	
75-09-2	Methylene chloride	ND	870	ug/kg	
78-93-3	Methyl ethyl ketone	ND	870	ug/kg	
1634-04-4	Methyl Tert Butyl Ether	ND	220	ug/kg	
91-20-3	Naphthalene	ND	220	ug/kg	
103-65-1	n-Propylbenzene	ND	220	ug/kg	
100-42-5	Styrene	ND	220	ug/kg	
994-05-8	Tert-Amyl Methyl Ether	ND	220	ug/kg	
75-65-0	Tert Butyl Alcohol	ND	1700	ug/kg	
630-20-6	1,1,1,2-Tetrachloroethane	ND	220	ug/kg	
71-55-6	1,1,1-Trichloroethane	ND	220	ug/kg	
79-34-5	1,1,2,2-Tetrachloroethane	ND	220	ug/kg	
79-00-5	1,1,2-Trichloroethane	ND	220	ug/kg	
87-61-6	1,2,3-Trichlorobenzene	ND	220	ug/kg	
96-18-4	1,2,3-Trichloropropane	ND	220	ug/kg	
120-82-1	1,2,4-Trichlorobenzene	ND	220	ug/kg	
95-63-6	1,2,4-Trimethylbenzene	ND	220	ug/kg	
108-67-8	1,3,5-Trimethylbenzene	ND	220	ug/kg	
127-18-4	Tetrachloroethylene	ND	220	ug/kg	
108-88-3	Toluene	ND	220	ug/kg	
79-01-6	Trichloroethylene	ND	220	ug/kg	
75-69-4	Trichlorofluoromethane	ND	220	ug/kg	
75-01-4	Vinyl chloride	ND	220	ug/kg	
1330-20-7	Xylene (total)	ND	440	ug/kg	
	TPH-GRO (C6-C10)	ND	4400	ug/kg	

CAS No.	Surrogate Recoveries	Run# 1	Run# 2	Limits
1868-53-7	Dibromofluoromethane	90%		72-140%

ND = Not detected

RL = Reporting Limit

E = Indicates value exceeds calibration range

J = Indicates an estimated value

B = Indicates analyte found in associated method blank

N = Indicates presumptive evidence of a compound

## Report of Analysis

<b>Client Sample ID:</b> COMPB25(5-25)	
<b>Lab Sample ID:</b> C46423-19	<b>Date Sampled:</b> 07/05/16
<b>Matrix:</b> SO - Soil	<b>Date Received:</b> 07/06/16
<b>Method:</b> SW846 8260B	<b>Percent Solids:</b> n/a <sup>a</sup>
<b>Project:</b> Premier Hyundai 2820 Broadway Oakland	

### VOA 8260 List

CAS No.	Surrogate Recoveries	Run# 1	Run# 2	Limits
2037-26-5	Toluene-D8	97%		87-113%
460-00-4	4-Bromofluorobenzene	105%		81-115%

(a) All results reported on a wet weight basis.

ND = Not detected

RL = Reporting Limit

E = Indicates value exceeds calibration range

J = Indicates an estimated value

B = Indicates analyte found in associated method blank

N = Indicates presumptive evidence of a compound

## Report of Analysis

<b>Client Sample ID:</b>	COMPB25(5-25)	<b>Date Sampled:</b>	07/05/16
<b>Lab Sample ID:</b>	C46423-19	<b>Date Received:</b>	07/06/16
<b>Matrix:</b>	SO - Soil	<b>Percent Solids:</b>	n/a <sup>a</sup>
<b>Method:</b>	SW846 8015B M SW846 3550B		
<b>Project:</b>	Premier Hyundai 2820 Broadway Oakland		

Run #	File ID	DF	Analyzed	By	Prep Date	Prep Batch	Analytical Batch
Run #1	BB5173.D	1	07/09/16	MT	07/07/16	OP14603	GBB170
Run #2							

Run #	Initial Weight	Final Volume
Run #1	30.1 g	1.0 ml
Run #2		

## TPH Extractable

CAS No.	Compound	Result	RL	Units	Q
	TPH (C10-C28)	13.7	3.3	mg/kg	
	TPH (> C28-C40)	ND	3.3	mg/kg	
CAS No.	Surrogate Recoveries	Run# 1	Run# 2	Limits	
630-01-3	Hexacosane	74%		38-146%	

(a) All results reported on a wet weight basis.

ND = Not detected  
 RL = Reporting Limit  
 E = Indicates value exceeds calibration range

J = Indicates an estimated value  
 B = Indicates analyte found in associated method blank  
 N = Indicates presumptive evidence of a compound

# Report of Analysis

<b>Client Sample ID:</b> COMPB25(5-25)	<b>Date Sampled:</b> 07/05/16
<b>Lab Sample ID:</b> C46423-19	<b>Date Received:</b> 07/06/16
<b>Matrix:</b> SO - Soil	<b>Percent Solids:</b> n/a <sup>a</sup>
<b>Project:</b> Premier Hyundai 2820 Broadway Oakland	

## Metals Analysis

Analyte	Result	RL	Units	DF	Prep	Analyzed By	Method	Prep Method
Antimony	< 1.8	1.8	mg/kg	1	07/11/16	07/13/16 RS	SW846 6010B <sup>1</sup>	SW846 3050B <sup>4</sup>
Arsenic	4.4	1.8	mg/kg	1	07/11/16	07/13/16 RS	SW846 6010B <sup>1</sup>	SW846 3050B <sup>4</sup>
Barium	168	18	mg/kg	1	07/11/16	07/13/16 RS	SW846 6010B <sup>1</sup>	SW846 3050B <sup>4</sup>
Beryllium	< 0.92	0.92	mg/kg	1	07/11/16	07/13/16 RS	SW846 6010B <sup>1</sup>	SW846 3050B <sup>4</sup>
Cadmium	< 0.92	0.92	mg/kg	1	07/11/16	07/13/16 RS	SW846 6010B <sup>1</sup>	SW846 3050B <sup>4</sup>
Chromium	54.8	0.92	mg/kg	1	07/11/16	07/13/16 RS	SW846 6010B <sup>1</sup>	SW846 3050B <sup>4</sup>
Cobalt	10.4	0.92	mg/kg	1	07/11/16	07/13/16 RS	SW846 6010B <sup>1</sup>	SW846 3050B <sup>4</sup>
Copper	23.8	2.3	mg/kg	1	07/11/16	07/13/16 RS	SW846 6010B <sup>1</sup>	SW846 3050B <sup>4</sup>
Lead	10.3	1.8	mg/kg	1	07/11/16	07/13/16 RS	SW846 6010B <sup>1</sup>	SW846 3050B <sup>4</sup>
Mercury	0.068	0.015	mg/kg	1	07/13/16	07/13/16 EB	SW846 7471A <sup>2</sup>	SW846 7471A <sup>5</sup>
Molybdenum	< 1.8	1.8	mg/kg	1	07/11/16	07/13/16 RS	SW846 6010B <sup>1</sup>	SW846 3050B <sup>4</sup>
Nickel	71.2	0.92	mg/kg	1	07/11/16	07/13/16 RS	SW846 6010B <sup>1</sup>	SW846 3050B <sup>4</sup>
Selenium	< 1.8	1.8	mg/kg	1	07/11/16	07/13/16 RS	SW846 6010B <sup>1</sup>	SW846 3050B <sup>4</sup>
Silver	< 0.92	0.92	mg/kg	1	07/11/16	07/19/16 RS	SW846 6010B <sup>3</sup>	SW846 3050B <sup>4</sup>
Thallium	< 1.8	1.8	mg/kg	1	07/11/16	07/13/16 RS	SW846 6010B <sup>1</sup>	SW846 3050B <sup>4</sup>
Vanadium	35.1	0.92	mg/kg	1	07/11/16	07/13/16 RS	SW846 6010B <sup>1</sup>	SW846 3050B <sup>4</sup>
Zinc	47.8	1.8	mg/kg	1	07/11/16	07/13/16 RS	SW846 6010B <sup>1</sup>	SW846 3050B <sup>4</sup>

- (1) Instrument QC Batch: MA6001
- (2) Instrument QC Batch: MA6003
- (3) Instrument QC Batch: MA6017
- (4) Prep QC Batch: MP11595
- (5) Prep QC Batch: MP11603

(a) All results reported on a wet weight basis.

RL = Reporting Limit

## Report of Analysis

<b>Client Sample ID:</b>	COMPB26(5-25)	<b>Date Sampled:</b>	07/05/16
<b>Lab Sample ID:</b>	C46423-20	<b>Date Received:</b>	07/06/16
<b>Matrix:</b>	SO - Soil	<b>Percent Solids:</b>	n/a <sup>a</sup>
<b>Method:</b>	SW846 8260B		
<b>Project:</b>	Premier Hyundai 2820 Broadway Oakland		

Run #	File ID	DF	Analyzed	By	Prep Date	Prep Batch	Analytical Batch
Run #1	M61757.D	1	07/07/16	JT	n/a	n/a	VM1857
Run #2							

Run #	Initial Weight	Final Volume	Methanol Aliquot
Run #1	5.24 g	5.0 ml	100 ul
Run #2			

## VOA 8260 List

CAS No.	Compound	Result	RL	Units	Q
67-64-1	Acetone	ND	1900	ug/kg	
71-43-2	Benzene	ND	240	ug/kg	
108-86-1	Bromobenzene	ND	240	ug/kg	
74-97-5	Bromochloromethane	ND	240	ug/kg	
75-27-4	Bromodichloromethane	ND	240	ug/kg	
75-25-2	Bromoform	ND	240	ug/kg	
104-51-8	n-Butylbenzene	ND	240	ug/kg	
135-98-8	sec-Butylbenzene	ND	240	ug/kg	
98-06-6	tert-Butylbenzene	ND	240	ug/kg	
108-90-7	Chlorobenzene	ND	240	ug/kg	
75-00-3	Chloroethane	ND	240	ug/kg	
67-66-3	Chloroform	ND	240	ug/kg	
95-49-8	o-Chlorotoluene	ND	240	ug/kg	
106-43-4	p-Chlorotoluene	ND	240	ug/kg	
56-23-5	Carbon tetrachloride	ND	240	ug/kg	
75-34-3	1,1-Dichloroethane	ND	240	ug/kg	
75-35-4	1,1-Dichloroethylene	ND	240	ug/kg	
563-58-6	1,1-Dichloropropene	ND	240	ug/kg	
96-12-8	1,2-Dibromo-3-chloropropane	ND	240	ug/kg	
106-93-4	1,2-Dibromoethane	ND	240	ug/kg	
107-06-2	1,2-Dichloroethane	ND	240	ug/kg	
78-87-5	1,2-Dichloropropane	ND	240	ug/kg	
142-28-9	1,3-Dichloropropane	ND	240	ug/kg	
108-20-3	Di-Isopropyl ether	ND	240	ug/kg	
594-20-7	2,2-Dichloropropane	ND	240	ug/kg	
124-48-1	Dibromochloromethane	ND	240	ug/kg	
75-71-8	Dichlorodifluoromethane	ND	240	ug/kg	
156-59-2	cis-1,2-Dichloroethylene	ND	240	ug/kg	
10061-01-5	cis-1,3-Dichloropropene	ND	240	ug/kg	
541-73-1	m-Dichlorobenzene	ND	240	ug/kg	
95-50-1	o-Dichlorobenzene	ND	240	ug/kg	
106-46-7	p-Dichlorobenzene	ND	240	ug/kg	

ND = Not detected

RL = Reporting Limit

E = Indicates value exceeds calibration range

J = Indicates an estimated value

B = Indicates analyte found in associated method blank

N = Indicates presumptive evidence of a compound

# Report of Analysis

<b>Client Sample ID:</b> COMPB26(5-25)		<b>Date Sampled:</b> 07/05/16
<b>Lab Sample ID:</b> C46423-20		<b>Date Received:</b> 07/06/16
<b>Matrix:</b> SO - Soil		<b>Percent Solids:</b> n/a <sup>a</sup>
<b>Method:</b> SW846 8260B		
<b>Project:</b> Premier Hyundai 2820 Broadway Oakland		

**VOA 8260 List**

CAS No.	Compound	Result	RL	Units	Q
156-60-5	trans-1,2-Dichloroethylene	ND	240	ug/kg	
10061-02-6	trans-1,3-Dichloropropene	ND	240	ug/kg	
100-41-4	Ethylbenzene	ND	240	ug/kg	
637-92-3	Ethyl tert-Butyl Ether	ND	240	ug/kg	
591-78-6	2-Hexanone	ND	950	ug/kg	
87-68-3	Hexachlorobutadiene	ND	240	ug/kg	
98-82-8	Isopropylbenzene	ND	240	ug/kg	
99-87-6	p-Isopropyltoluene	ND	240	ug/kg	
108-10-1	4-Methyl-2-pentanone	ND	950	ug/kg	
74-83-9	Methyl bromide	ND	240	ug/kg	
74-87-3	Methyl chloride	ND	240	ug/kg	
74-95-3	Methylene bromide	ND	240	ug/kg	
75-09-2	Methylene chloride	ND	950	ug/kg	
78-93-3	Methyl ethyl ketone	ND	950	ug/kg	
1634-04-4	Methyl Tert Butyl Ether	ND	240	ug/kg	
91-20-3	Naphthalene	ND	240	ug/kg	
103-65-1	n-Propylbenzene	ND	240	ug/kg	
100-42-5	Styrene	ND	240	ug/kg	
994-05-8	Tert-Amyl Methyl Ether	ND	240	ug/kg	
75-65-0	Tert Butyl Alcohol	ND	1900	ug/kg	
630-20-6	1,1,1,2-Tetrachloroethane	ND	240	ug/kg	
71-55-6	1,1,1-Trichloroethane	ND	240	ug/kg	
79-34-5	1,1,2,2-Tetrachloroethane	ND	240	ug/kg	
79-00-5	1,1,2-Trichloroethane	ND	240	ug/kg	
87-61-6	1,2,3-Trichlorobenzene	ND	240	ug/kg	
96-18-4	1,2,3-Trichloropropane	ND	240	ug/kg	
120-82-1	1,2,4-Trichlorobenzene	ND	240	ug/kg	
95-63-6	1,2,4-Trimethylbenzene	ND	240	ug/kg	
108-67-8	1,3,5-Trimethylbenzene	ND	240	ug/kg	
127-18-4	Tetrachloroethylene	ND	240	ug/kg	
108-88-3	Toluene	ND	240	ug/kg	
79-01-6	Trichloroethylene	ND	240	ug/kg	
75-69-4	Trichlorofluoromethane	ND	240	ug/kg	
75-01-4	Vinyl chloride	ND	240	ug/kg	
1330-20-7	Xylene (total)	ND	480	ug/kg	
	TPH-GRO (C6-C10)	ND	4800	ug/kg	

CAS No.	Surrogate Recoveries	Run# 1	Run# 2	Limits
1868-53-7	Dibromofluoromethane	90%		72-140%

ND = Not detected  
 RL = Reporting Limit  
 E = Indicates value exceeds calibration range

J = Indicates an estimated value  
 B = Indicates analyte found in associated method blank  
 N = Indicates presumptive evidence of a compound

## Report of Analysis

<b>Client Sample ID:</b> COMPB26(5-25)	
<b>Lab Sample ID:</b> C46423-20	<b>Date Sampled:</b> 07/05/16
<b>Matrix:</b> SO - Soil	<b>Date Received:</b> 07/06/16
<b>Method:</b> SW846 8260B	<b>Percent Solids:</b> n/a <sup>a</sup>
<b>Project:</b> Premier Hyundai 2820 Broadway Oakland	

### VOA 8260 List

CAS No.	Surrogate Recoveries	Run# 1	Run# 2	Limits
2037-26-5	Toluene-D8	96%		87-113%
460-00-4	4-Bromofluorobenzene	104%		81-115%

(a) All results reported on a wet weight basis.

ND = Not detected  
 RL = Reporting Limit  
 E = Indicates value exceeds calibration range

J = Indicates an estimated value  
 B = Indicates analyte found in associated method blank  
 N = Indicates presumptive evidence of a compound

## Report of Analysis

<b>Client Sample ID:</b> COMPB26(5-25)	<b>Date Sampled:</b> 07/05/16
<b>Lab Sample ID:</b> C46423-20	<b>Date Received:</b> 07/06/16
<b>Matrix:</b> SO - Soil	<b>Percent Solids:</b> n/a <sup>a</sup>
<b>Method:</b> SW846 8015B M SW846 3550B	
<b>Project:</b> Premier Hyundai 2820 Broadway Oakland	

Run #	File ID	DF	Analyzed	By	Prep Date	Prep Batch	Analytical Batch
Run #1	BB5174.D	1	07/09/16	MT	07/07/16	OP14603	GBB170
Run #2							

Run #	Initial Weight	Final Volume
Run #1	30.1 g	1.0 ml
Run #2		

### TPH Extractable

CAS No.	Compound	Result	RL	Units	Q
	TPH (C10-C28)	7.29	3.3	mg/kg	
	TPH (> C28-C40)	ND	3.3	mg/kg	

CAS No.	Surrogate Recoveries	Run# 1	Run# 2	Limits
630-01-3	Hexacosane	72%		38-146%

(a) All results reported on a wet weight basis.

ND = Not detected  
 RL = Reporting Limit  
 E = Indicates value exceeds calibration range

J = Indicates an estimated value  
 B = Indicates analyte found in associated method blank  
 N = Indicates presumptive evidence of a compound



# Report of Analysis

<b>Client Sample ID:</b> COMPB26(5-25)	<b>Date Sampled:</b> 07/05/16
<b>Lab Sample ID:</b> C46423-20	<b>Date Received:</b> 07/06/16
<b>Matrix:</b> SO - Soil	<b>Percent Solids:</b> n/a <sup>a</sup>
<b>Project:</b> Premier Hyundai 2820 Broadway Oakland	

## Metals Analysis

Analyte	Result	RL	Units	DF	Prep	Analyzed By	Method	Prep Method
Antimony	< 1.9	1.9	mg/kg	1	07/11/16	07/13/16 RS	SW846 6010B <sup>1</sup>	SW846 3050B <sup>4</sup>
Arsenic	4.4	1.9	mg/kg	1	07/11/16	07/13/16 RS	SW846 6010B <sup>1</sup>	SW846 3050B <sup>4</sup>
Barium	124	19	mg/kg	1	07/11/16	07/13/16 RS	SW846 6010B <sup>1</sup>	SW846 3050B <sup>4</sup>
Beryllium	< 0.94	0.94	mg/kg	1	07/11/16	07/13/16 RS	SW846 6010B <sup>1</sup>	SW846 3050B <sup>4</sup>
Cadmium	< 0.94	0.94	mg/kg	1	07/11/16	07/13/16 RS	SW846 6010B <sup>1</sup>	SW846 3050B <sup>4</sup>
Chromium	41.2	0.94	mg/kg	1	07/11/16	07/13/16 RS	SW846 6010B <sup>1</sup>	SW846 3050B <sup>4</sup>
Cobalt	10.6	0.94	mg/kg	1	07/11/16	07/13/16 RS	SW846 6010B <sup>1</sup>	SW846 3050B <sup>4</sup>
Copper	19.7	2.4	mg/kg	1	07/11/16	07/13/16 RS	SW846 6010B <sup>1</sup>	SW846 3050B <sup>4</sup>
Lead	6.6	1.9	mg/kg	1	07/11/16	07/13/16 RS	SW846 6010B <sup>1</sup>	SW846 3050B <sup>4</sup>
Mercury	0.025	0.015	mg/kg	1	07/13/16	07/13/16 EB	SW846 7471A <sup>2</sup>	SW846 7471A <sup>5</sup>
Molybdenum	< 1.9	1.9	mg/kg	1	07/11/16	07/13/16 RS	SW846 6010B <sup>1</sup>	SW846 3050B <sup>4</sup>
Nickel	50.3	0.94	mg/kg	1	07/11/16	07/13/16 RS	SW846 6010B <sup>1</sup>	SW846 3050B <sup>4</sup>
Selenium	< 1.9	1.9	mg/kg	1	07/11/16	07/13/16 RS	SW846 6010B <sup>1</sup>	SW846 3050B <sup>4</sup>
Silver	< 0.94	0.94	mg/kg	1	07/11/16	07/19/16 RS	SW846 6010B <sup>3</sup>	SW846 3050B <sup>4</sup>
Thallium	< 1.9	1.9	mg/kg	1	07/11/16	07/13/16 RS	SW846 6010B <sup>1</sup>	SW846 3050B <sup>4</sup>
Vanadium	33.2	0.94	mg/kg	1	07/11/16	07/13/16 RS	SW846 6010B <sup>1</sup>	SW846 3050B <sup>4</sup>
Zinc	41.3	1.9	mg/kg	1	07/11/16	07/13/16 RS	SW846 6010B <sup>1</sup>	SW846 3050B <sup>4</sup>

- (1) Instrument QC Batch: MA6001
- (2) Instrument QC Batch: MA6003
- (3) Instrument QC Batch: MA6017
- (4) Prep QC Batch: MP11595
- (5) Prep QC Batch: MP11603

(a) All results reported on a wet weight basis.

RL = Reporting Limit

Misc. Forms

---

Custody Documents and Other Forms

---

Includes the following where applicable:

- Chain of Custody





## SGS Accutest Sample Receipt Summary

**Job Number:** C46423

**Client:** ATC GROUP SERVICES LLC

**Project:** 915 HIGHLAND POINTE DR. SUITE 250 ROSEVIL

**Date / Time Received:** 7/6/2016 2:20:00 PM

**Delivery Method:** Accutest Courier

**Airbill #s:**

**Cooler Temps (Initial/Adjusted):** #1: (4.7/5.7)

**Cooler Security**

	<u>Y or N</u>			<u>Y or N</u>	
1. Custody Seals Present:	<input type="checkbox"/>	<input checked="" type="checkbox"/>	3. COC Present:	<input checked="" type="checkbox"/>	<input type="checkbox"/>
2. Custody Seals Intact:	<input type="checkbox"/>	<input type="checkbox"/>	4. Smpl Dates/Time OK	<input checked="" type="checkbox"/>	<input type="checkbox"/>

**Cooler Temperature**

	<u>Y or N</u>	
1. Temp criteria achieved:	<input checked="" type="checkbox"/>	<input type="checkbox"/>
2. Therm ID:	IR3;	
3. Cooler media:	Ice (Bag)	
4. No. Coolers:	1	

**Quality Control Preservation**

	<u>Y</u>	<u>or</u>	<u>N</u>	<u>N/A</u>
1. Trip Blank present / cooler:	<input type="checkbox"/>	<input type="checkbox"/>	<input checked="" type="checkbox"/>	
2. Trip Blank listed on COC:	<input type="checkbox"/>	<input type="checkbox"/>	<input checked="" type="checkbox"/>	
3. Samples preserved properly:	<input checked="" type="checkbox"/>	<input type="checkbox"/>		
4. VOCs headspace free:	<input type="checkbox"/>	<input type="checkbox"/>	<input checked="" type="checkbox"/>	

**Sample Integrity - Documentation**

	<u>Y</u>	<u>or</u>	<u>N</u>
1. Sample labels present on bottles:	<input checked="" type="checkbox"/>	<input type="checkbox"/>	
2. Container labeling complete:	<input checked="" type="checkbox"/>	<input type="checkbox"/>	
3. Sample container label / COC agree:	<input checked="" type="checkbox"/>	<input type="checkbox"/>	

**Sample Integrity - Condition**

	<u>Y</u>	<u>or</u>	<u>N</u>
1. Sample recvd within HT:	<input checked="" type="checkbox"/>	<input type="checkbox"/>	
2. All containers accounted for:	<input checked="" type="checkbox"/>	<input type="checkbox"/>	
3. Condition of sample:	Intact		

**Sample Integrity - Instructions**

	<u>Y</u>	<u>or</u>	<u>N</u>	<u>N/A</u>
1. Analysis requested is clear:	<input checked="" type="checkbox"/>	<input type="checkbox"/>		
2. Bottles received for unspecified tests	<input type="checkbox"/>	<input checked="" type="checkbox"/>		
3. Sufficient volume recvd for analysis:	<input checked="" type="checkbox"/>	<input type="checkbox"/>		
4. Compositing instructions clear:	<input type="checkbox"/>	<input type="checkbox"/>		<input checked="" type="checkbox"/>
5. Filtering instructions clear:	<input type="checkbox"/>	<input type="checkbox"/>		<input checked="" type="checkbox"/>

Comments Sample #11: Sample ID on COC B25-30' but sample label states B25-29'. Sample is lined up according to time at 09:00

**C46423: Chain of Custody**

Page 3 of 3

4.1  
4

**GC/MS Volatiles**

**QC Data Summaries**

---

Includes the following where applicable:

- Method Blank Summaries
- Blank Spike Summaries
- Matrix Spike and Duplicate Summaries

## Method Blank Summary

**Job Number:** C46423  
**Account:** ATCCAR ATC Group Services  
**Project:** Premier Hyundai 2820 Broadway Oakland

Sample	File ID	DF	Analyzed	By	Prep Date	Prep Batch	Analytical Batch
VM1857-MB	M61752.D	1	07/07/16	JT	n/a	n/a	VM1857

The QC reported here applies to the following samples:

Method: SW846 8260B

C46423-18, C46423-19, C46423-20

CAS No.	Compound	Result	RL	Units	Q
67-64-1	Acetone	ND	40	ug/kg	
71-43-2	Benzene	ND	5.0	ug/kg	
108-86-1	Bromobenzene	ND	5.0	ug/kg	
74-97-5	Bromochloromethane	ND	5.0	ug/kg	
75-27-4	Bromodichloromethane	ND	5.0	ug/kg	
75-25-2	Bromoform	ND	5.0	ug/kg	
104-51-8	n-Butylbenzene	ND	5.0	ug/kg	
135-98-8	sec-Butylbenzene	ND	5.0	ug/kg	
98-06-6	tert-Butylbenzene	ND	5.0	ug/kg	
108-90-7	Chlorobenzene	ND	5.0	ug/kg	
75-00-3	Chloroethane	ND	5.0	ug/kg	
67-66-3	Chloroform	ND	5.0	ug/kg	
95-49-8	o-Chlorotoluene	ND	5.0	ug/kg	
106-43-4	p-Chlorotoluene	ND	5.0	ug/kg	
56-23-5	Carbon tetrachloride	ND	5.0	ug/kg	
75-34-3	1,1-Dichloroethane	ND	5.0	ug/kg	
75-35-4	1,1-Dichloroethylene	ND	5.0	ug/kg	
563-58-6	1,1-Dichloropropene	ND	5.0	ug/kg	
96-12-8	1,2-Dibromo-3-chloropropane	ND	5.0	ug/kg	
106-93-4	1,2-Dibromoethane	ND	5.0	ug/kg	
107-06-2	1,2-Dichloroethane	ND	5.0	ug/kg	
78-87-5	1,2-Dichloropropane	ND	5.0	ug/kg	
142-28-9	1,3-Dichloropropane	ND	5.0	ug/kg	
108-20-3	Di-Isopropyl ether	ND	5.0	ug/kg	
594-20-7	2,2-Dichloropropane	ND	5.0	ug/kg	
124-48-1	Dibromochloromethane	ND	5.0	ug/kg	
75-71-8	Dichlorodifluoromethane	ND	5.0	ug/kg	
156-59-2	cis-1,2-Dichloroethylene	ND	5.0	ug/kg	
10061-01-5	cis-1,3-Dichloropropene	ND	5.0	ug/kg	
541-73-1	m-Dichlorobenzene	ND	5.0	ug/kg	
95-50-1	o-Dichlorobenzene	ND	5.0	ug/kg	
106-46-7	p-Dichlorobenzene	ND	5.0	ug/kg	
156-60-5	trans-1,2-Dichloroethylene	ND	5.0	ug/kg	
10061-02-6	trans-1,3-Dichloropropene	ND	5.0	ug/kg	
100-41-4	Ethylbenzene	ND	5.0	ug/kg	
637-92-3	Ethyl tert-Butyl Ether	ND	5.0	ug/kg	

## Method Blank Summary

**Job Number:** C46423  
**Account:** ATCCAR ATC Group Services  
**Project:** Premier Hyundai 2820 Broadway Oakland

Sample	File ID	DF	Analyzed	By	Prep Date	Prep Batch	Analytical Batch
VM1857-MB	M61752.D	1	07/07/16	JT	n/a	n/a	VM1857

The QC reported here applies to the following samples:

Method: SW846 8260B

C46423-18, C46423-19, C46423-20

CAS No.	Compound	Result	RL	Units	Q
591-78-6	2-Hexanone	ND	20	ug/kg	
87-68-3	Hexachlorobutadiene	ND	5.0	ug/kg	
98-82-8	Isopropylbenzene	ND	5.0	ug/kg	
99-87-6	p-Isopropyltoluene	ND	5.0	ug/kg	
108-10-1	4-Methyl-2-pentanone	ND	20	ug/kg	
74-83-9	Methyl bromide	ND	5.0	ug/kg	
74-87-3	Methyl chloride	ND	5.0	ug/kg	
74-95-3	Methylene bromide	ND	5.0	ug/kg	
75-09-2	Methylene chloride	ND	20	ug/kg	
78-93-3	Methyl ethyl ketone	ND	20	ug/kg	
1634-04-4	Methyl Tert Butyl Ether	ND	5.0	ug/kg	
91-20-3	Naphthalene	ND	5.0	ug/kg	
103-65-1	n-Propylbenzene	ND	5.0	ug/kg	
100-42-5	Styrene	ND	5.0	ug/kg	
994-05-8	Tert-Amyl Methyl Ether	ND	5.0	ug/kg	
75-65-0	Tert Butyl Alcohol	ND	40	ug/kg	
630-20-6	1,1,1,2-Tetrachloroethane	ND	5.0	ug/kg	
71-55-6	1,1,1-Trichloroethane	ND	5.0	ug/kg	
79-34-5	1,1,2,2-Tetrachloroethane	ND	5.0	ug/kg	
79-00-5	1,1,2-Trichloroethane	ND	5.0	ug/kg	
87-61-6	1,2,3-Trichlorobenzene	ND	5.0	ug/kg	
96-18-4	1,2,3-Trichloropropane	ND	5.0	ug/kg	
120-82-1	1,2,4-Trichlorobenzene	ND	5.0	ug/kg	
95-63-6	1,2,4-Trimethylbenzene	ND	5.0	ug/kg	
108-67-8	1,3,5-Trimethylbenzene	ND	5.0	ug/kg	
127-18-4	Tetrachloroethylene	ND	5.0	ug/kg	
108-88-3	Toluene	ND	5.0	ug/kg	
79-01-6	Trichloroethylene	ND	5.0	ug/kg	
75-69-4	Trichlorofluoromethane	ND	5.0	ug/kg	
75-01-4	Vinyl chloride	ND	5.0	ug/kg	
1330-20-7	Xylene (total)	ND	10	ug/kg	
	TPH-GRO (C6-C10)	ND	100	ug/kg	



## Method Blank Summary

**Job Number:** C46423  
**Account:** ATCCAR ATC Group Services  
**Project:** Premier Hyundai 2820 Broadway Oakland

Sample	File ID	DF	Analyzed	By	Prep Date	Prep Batch	Analytical Batch
VM1857-MB	M61752.D	1	07/07/16	JT	n/a	n/a	VM1857

The QC reported here applies to the following samples:

Method: SW846 8260B

C46423-18, C46423-19, C46423-20

CAS No.	Surrogate Recoveries	Limits
1868-53-7	Dibromofluoromethane	90% 72-140%
2037-26-5	Toluene-D8	96% 87-113%
460-00-4	4-Bromofluorobenzene	103% 81-115%

## Method Blank Summary

**Job Number:** C46423  
**Account:** ATCCAR ATC Group Services  
**Project:** Premier Hyundai 2820 Broadway Oakland

Sample	File ID	DF	Analyzed	By	Prep Date	Prep Batch	Analytical Batch
VL1498-MB	L49949.D	1	07/11/16	JT	n/a	n/a	VL1498

The QC reported here applies to the following samples:

Method: SW846 8260B

C46423-3, C46423-4, C46423-5, C46423-8, C46423-9, C46423-10, C46423-14, C46423-15, C46423-16

CAS No.	Compound	Result	RL	Units	Q
67-64-1	Acetone	ND	40	ug/kg	
71-43-2	Benzene	ND	5.0	ug/kg	
108-86-1	Bromobenzene	ND	5.0	ug/kg	
74-97-5	Bromochloromethane	ND	5.0	ug/kg	
75-27-4	Bromodichloromethane	ND	5.0	ug/kg	
75-25-2	Bromoform	ND	5.0	ug/kg	
104-51-8	n-Butylbenzene	ND	5.0	ug/kg	
135-98-8	sec-Butylbenzene	ND	5.0	ug/kg	
98-06-6	tert-Butylbenzene	ND	5.0	ug/kg	
108-90-7	Chlorobenzene	ND	5.0	ug/kg	
75-00-3	Chloroethane	ND	5.0	ug/kg	
67-66-3	Chloroform	ND	5.0	ug/kg	
95-49-8	o-Chlorotoluene	ND	5.0	ug/kg	
106-43-4	p-Chlorotoluene	ND	5.0	ug/kg	
56-23-5	Carbon tetrachloride	ND	5.0	ug/kg	
75-34-3	1,1-Dichloroethane	ND	5.0	ug/kg	
75-35-4	1,1-Dichloroethylene	ND	5.0	ug/kg	
563-58-6	1,1-Dichloropropene	ND	5.0	ug/kg	
96-12-8	1,2-Dibromo-3-chloropropane	ND	5.0	ug/kg	
106-93-4	1,2-Dibromoethane	ND	5.0	ug/kg	
107-06-2	1,2-Dichloroethane	ND	5.0	ug/kg	
78-87-5	1,2-Dichloropropane	ND	5.0	ug/kg	
142-28-9	1,3-Dichloropropane	ND	5.0	ug/kg	
108-20-3	Di-Isopropyl ether	ND	5.0	ug/kg	
594-20-7	2,2-Dichloropropane	ND	5.0	ug/kg	
124-48-1	Dibromochloromethane	ND	5.0	ug/kg	
75-71-8	Dichlorodifluoromethane	ND	5.0	ug/kg	
156-59-2	cis-1,2-Dichloroethylene	ND	5.0	ug/kg	
10061-01-5	cis-1,3-Dichloropropene	ND	5.0	ug/kg	
541-73-1	m-Dichlorobenzene	ND	5.0	ug/kg	
95-50-1	o-Dichlorobenzene	ND	5.0	ug/kg	
106-46-7	p-Dichlorobenzene	ND	5.0	ug/kg	
156-60-5	trans-1,2-Dichloroethylene	ND	5.0	ug/kg	
10061-02-6	trans-1,3-Dichloropropene	ND	5.0	ug/kg	
100-41-4	Ethylbenzene	ND	5.0	ug/kg	
637-92-3	Ethyl tert-Butyl Ether	ND	5.0	ug/kg	

## Method Blank Summary

**Job Number:** C46423  
**Account:** ATCCAR ATC Group Services  
**Project:** Premier Hyundai 2820 Broadway Oakland

Sample	File ID	DF	Analyzed	By	Prep Date	Prep Batch	Analytical Batch
VL1498-MB	L49949.D	1	07/11/16	JT	n/a	n/a	VL1498

The QC reported here applies to the following samples:

Method: SW846 8260B

C46423-3, C46423-4, C46423-5, C46423-8, C46423-9, C46423-10, C46423-14, C46423-15, C46423-16

CAS No.	Compound	Result	RL	Units	Q
591-78-6	2-Hexanone	ND	20	ug/kg	
87-68-3	Hexachlorobutadiene	ND	5.0	ug/kg	
98-82-8	Isopropylbenzene	ND	5.0	ug/kg	
99-87-6	p-Isopropyltoluene	ND	5.0	ug/kg	
108-10-1	4-Methyl-2-pentanone	ND	20	ug/kg	
74-83-9	Methyl bromide	ND	5.0	ug/kg	
74-87-3	Methyl chloride	ND	5.0	ug/kg	
74-95-3	Methylene bromide	ND	5.0	ug/kg	
75-09-2	Methylene chloride	ND	20	ug/kg	
78-93-3	Methyl ethyl ketone	ND	20	ug/kg	
1634-04-4	Methyl Tert Butyl Ether	ND	5.0	ug/kg	
91-20-3	Naphthalene	ND	5.0	ug/kg	
103-65-1	n-Propylbenzene	ND	5.0	ug/kg	
100-42-5	Styrene	ND	5.0	ug/kg	
994-05-8	Tert-Amyl Methyl Ether	ND	5.0	ug/kg	
75-65-0	Tert Butyl Alcohol	ND	40	ug/kg	
630-20-6	1,1,1,2-Tetrachloroethane	ND	5.0	ug/kg	
71-55-6	1,1,1-Trichloroethane	ND	5.0	ug/kg	
79-34-5	1,1,2,2-Tetrachloroethane	ND	5.0	ug/kg	
79-00-5	1,1,2-Trichloroethane	ND	5.0	ug/kg	
87-61-6	1,2,3-Trichlorobenzene	ND	5.0	ug/kg	
96-18-4	1,2,3-Trichloropropane	ND	5.0	ug/kg	
120-82-1	1,2,4-Trichlorobenzene	ND	5.0	ug/kg	
95-63-6	1,2,4-Trimethylbenzene	ND	5.0	ug/kg	
108-67-8	1,3,5-Trimethylbenzene	ND	5.0	ug/kg	
127-18-4	Tetrachloroethylene	ND	5.0	ug/kg	
108-88-3	Toluene	ND	5.0	ug/kg	
79-01-6	Trichloroethylene	ND	5.0	ug/kg	
75-69-4	Trichlorofluoromethane	ND	5.0	ug/kg	
75-01-4	Vinyl chloride	ND	5.0	ug/kg	
1330-20-7	Xylene (total)	ND	10	ug/kg	

CAS No.	Surrogate Recoveries	Limits
1868-53-7	Dibromofluoromethane	89% 72-140%

## Method Blank Summary

**Job Number:** C46423  
**Account:** ATCCAR ATC Group Services  
**Project:** Premier Hyundai 2820 Broadway Oakland

Sample	File ID	DF	Analyzed	By	Prep Date	Prep Batch	Analytical Batch
VL1498-MB	L49949.D	1	07/11/16	JT	n/a	n/a	VL1498

The QC reported here applies to the following samples:

Method: SW846 8260B

C46423-3, C46423-4, C46423-5, C46423-8, C46423-9, C46423-10, C46423-14, C46423-15, C46423-16

CAS No.	Surrogate Recoveries	Limits
2037-26-5	Toluene-D8	95% 87-113%
460-00-4	4-Bromofluorobenzene	90% 81-115%

5.1.2  
5

# Blank Spike/Blank Spike Duplicate Summary

**Job Number:** C46423  
**Account:** ATCCAR ATC Group Services  
**Project:** Premier Hyundai 2820 Broadway Oakland

Sample	File ID	DF	Analyzed	By	Prep Date	Prep Batch	Analytical Batch
VM1857-BS	M61749.D	1	07/07/16	JT	n/a	n/a	VM1857
VM1857-BSD	M61750.D	1	07/07/16	JT	n/a	n/a	VM1857

The QC reported here applies to the following samples:

Method: SW846 8260B

C46423-18, C46423-19, C46423-20

CAS No.	Compound	Spike ug/kg	BSP ug/kg	BSP %	BSD ug/kg	BSD %	RPD	Limits Rec/RPD
67-64-1	Acetone	160	228	143	193	121	17	47-163/30
71-43-2	Benzene	40	37.7	94	36.4	91	4	72-122/18
108-86-1	Bromobenzene	40	36.1	90	34.5	86	5	68-122/19
74-97-5	Bromochloromethane	40	37.5	94	36.7	92	2	71-129/18
75-27-4	Bromodichloromethane	40	34.7	87	33.5	84	4	68-122/18
75-25-2	Bromoform	40	37.3	93	36.3	91	3	69-126/18
104-51-8	n-Butylbenzene	40	36.9	92	34.8	87	6	66-121/20
135-98-8	sec-Butylbenzene	40	36.6	92	35.3	88	4	69-118/20
98-06-6	tert-Butylbenzene	40	37.7	94	35.9	90	5	69-117/20
108-90-7	Chlorobenzene	40	37.3	93	34.9	87	7	68-117/17
75-00-3	Chloroethane	40	38.5	96	38.3	96	1	66-134/18
67-66-3	Chloroform	40	34.4	86	33.5	84	3	68-124/18
95-49-8	o-Chlorotoluene	40	34.4	86	33.7	84	2	65-120/22
106-43-4	p-Chlorotoluene	40	36.3	91	33.1	83	9	64-123/24
56-23-5	Carbon tetrachloride	40	36.9	92	35.6	89	4	68-130/20
75-34-3	1,1-Dichloroethane	40	35.8	90	34.7	87	3	69-122/19
75-35-4	1,1-Dichloroethylene	40	36.9	92	35.5	89	4	69-120/20
563-58-6	1,1-Dichloropropene	40	36.3	91	34.9	87	4	69-120/19
96-12-8	1,2-Dibromo-3-chloropropane	40	37.3	93	37.8	95	1	64-132/25
106-93-4	1,2-Dibromoethane	40	36.1	90	34.6	87	4	70-122/17
107-06-2	1,2-Dichloroethane	40	33.9	85	32.8	82	3	69-125/18
78-87-5	1,2-Dichloropropane	40	37.3	93	35.7	89	4	71-122/18
142-28-9	1,3-Dichloropropane	40	36.1	90	34.5	86	5	74-123/17
108-20-3	Di-Isopropyl ether	40	35.6	89	35.0	88	2	69-122/19
594-20-7	2,2-Dichloropropane	40	35.7	89	35.9	90	1	63-132/24
124-48-1	Dibromochloromethane	40	35.5	89	33.9	85	5	68-121/16
75-71-8	Dichlorodifluoromethane	40	35.9	90	35.4	89	1	53-119/22
156-59-2	cis-1,2-Dichloroethylene	40	38.9	97	38.0	95	2	72-130/18
10061-01-5	cis-1,3-Dichloropropene	40	39.9	100	38.2	96	4	71-130/18
541-73-1	m-Dichlorobenzene	40	36.0	90	34.6	87	4	67-119/18
95-50-1	o-Dichlorobenzene	40	37.1	93	35.3	88	5	68-119/17
106-46-7	p-Dichlorobenzene	40	36.2	91	34.3	86	5	67-119/17
156-60-5	trans-1,2-Dichloroethylene	40	34.9	87	33.8	85	3	66-113/19
10061-02-6	trans-1,3-Dichloropropene	40	35.1	88	33.2	83	6	70-118/17
100-41-4	Ethylbenzene	40	37.4	94	35.4	89	5	71-118/18
637-92-3	Ethyl tert-Butyl Ether	40	36.8	92	36.2	91	2	69-125/19

\* = Outside of Control Limits.

5.2.1 5

# Blank Spike/Blank Spike Duplicate Summary

**Job Number:** C46423  
**Account:** ATCCAR ATC Group Services  
**Project:** Premier Hyundai 2820 Broadway Oakland

Sample	File ID	DF	Analyzed	By	Prep Date	Prep Batch	Analytical Batch
VM1857-BS	M61749.D	1	07/07/16	JT	n/a	n/a	VM1857
VM1857-BSD	M61750.D	1	07/07/16	JT	n/a	n/a	VM1857

The QC reported here applies to the following samples:

Method: SW846 8260B

C46423-18, C46423-19, C46423-20

CAS No.	Compound	Spike ug/kg	BSP ug/kg	BSP %	BSD ug/kg	BSD %	RPD	Limits Rec/RPD
591-78-6	2-Hexanone	160	182	114	174	109	4	53-153/27
87-68-3	Hexachlorobutadiene	40	33.2	83	32.5	81	2	65-125/22
98-82-8	Isopropylbenzene	40	38.3	96	36.1	90	6	70-119/19
99-87-6	p-Isopropyltoluene	40	37.5	94	35.9	90	4	68-120/20
108-10-1	4-Methyl-2-pentanone	160	154	96	154	96	0	60-145/26
74-83-9	Methyl bromide	40	37.2	93	37.2	93	0	66-130/18
74-87-3	Methyl chloride	40	33.8	85	33.3	83	1	50-140/25
74-95-3	Methylene bromide	40	36.8	92	35.5	89	4	72-127/17
75-09-2	Methylene chloride	40	35.6	89	34.8	87	2	69-121/18
78-93-3	Methyl ethyl ketone	160	177	111	173	108	2	59-147/30
1634-04-4	Methyl Tert Butyl Ether	40	36.4	91	35.9	90	1	68-121/19
91-20-3	Naphthalene	40	37.3	93	37.0	93	1	68-129/22
103-65-1	n-Propylbenzene	40	35.7	89	34.2	86	4	67-116/20
100-42-5	Styrene	40	38.6	97	36.4	91	6	68-120/17
994-05-8	Tert-Amyl Methyl Ether	40	39.3	98	38.5	96	2	70-129/20
75-65-0	Tert Butyl Alcohol	200	222	111	234	117	5	50-163/30
630-20-6	1,1,1,2-Tetrachloroethane	40	37.1	93	35.0	88	6	70-123/18
71-55-6	1,1,1-Trichloroethane	40	36.6	92	36.0	90	2	71-128/20
79-34-5	1,1,2,2-Tetrachloroethane	40	36.8	92	36.0	90	2	69-126/18
79-00-5	1,1,2-Trichloroethane	40	35.1	88	33.4	84	5	70-120/17
87-61-6	1,2,3-Trichlorobenzene	40	34.4	86	33.6	84	2	65-125/23
96-18-4	1,2,3-Trichloropropane	40	37.7	94	37.0	93	2	69-128/18
120-82-1	1,2,4-Trichlorobenzene	40	35.9	90	34.2	86	5	65-125/22
95-63-6	1,2,4-Trimethylbenzene	40	36.3	91	34.4	86	5	67-118/19
108-67-8	1,3,5-Trimethylbenzene	40	37.4	94	35.6	89	5	68-120/20
127-18-4	Tetrachloroethylene	40	39.0	98	37.0	93	5	66-125/18
108-88-3	Toluene	40	37.0	93	34.6	87	7	72-116/18
79-01-6	Trichloroethylene	40	39.9	100	38.3	96	4	70-126/18
75-69-4	Trichlorofluoromethane	40	36.9	92	37.1	93	1	70-138/19
75-01-4	Vinyl chloride	40	31.8	80	31.5	79	1	55-146/22
1330-20-7	Xylene (total)	120	115	96	107	89	7	68-118/18

CAS No.	Surrogate Recoveries	BSP	BSD	Limits
1868-53-7	Dibromofluoromethane	95%	96%	72-140%

\* = Outside of Control Limits.

5.2.1 5

# Blank Spike/Blank Spike Duplicate Summary

**Job Number:** C46423  
**Account:** ATCCAR ATC Group Services  
**Project:** Premier Hyundai 2820 Broadway Oakland

Sample	File ID	DF	Analyzed	By	Prep Date	Prep Batch	Analytical Batch
VM1857-BS	M61749.D	1	07/07/16	JT	n/a	n/a	VM1857
VM1857-BSD	M61750.D	1	07/07/16	JT	n/a	n/a	VM1857

The QC reported here applies to the following samples:

Method: SW846 8260B

C46423-18, C46423-19, C46423-20

CAS No.	Surrogate Recoveries	BSP	BSD	Limits
2037-26-5	Toluene-D8	96%	95%	87-113%
460-00-4	4-Bromofluorobenzene	101%	100%	81-115%

\* = Outside of Control Limits.

# Blank Spike/Blank Spike Duplicate Summary

**Job Number:** C46423  
**Account:** ATCCAR ATC Group Services  
**Project:** Premier Hyundai 2820 Broadway Oakland

Sample	File ID	DF	Analyzed	By	Prep Date	Prep Batch	Analytical Batch
VL1498-BS	L49946.D	1	07/11/16	JT	n/a	n/a	VL1498
VL1498-BSD	L49947.D	1	07/11/16	JT	n/a	n/a	VL1498

The QC reported here applies to the following samples:

Method: SW846 8260B

C46423-3, C46423-4, C46423-5, C46423-8, C46423-9, C46423-10, C46423-14, C46423-15, C46423-16

CAS No.	Compound	Spike ug/kg	BSP ug/kg	BSP %	BSD ug/kg	BSD %	RPD	Limits Rec/RPD
67-64-1	Acetone	160	135	84	138	86	2	47-163/30
71-43-2	Benzene	40	31.8	80	32.0	80	1	72-122/18
108-86-1	Bromobenzene	40	37.3	93	37.5	94	1	68-122/19
74-97-5	Bromochloromethane	40	33.1	83	32.7	82	1	71-129/18
75-27-4	Bromodichloromethane	40	32.4	81	32.1	80	1	68-122/18
75-25-2	Bromoform	40	39.7	99	39.1	98	2	69-126/18
104-51-8	n-Butylbenzene	40	35.8	90	36.5	91	2	66-121/20
135-98-8	sec-Butylbenzene	40	35.8	90	36.7	92	2	69-118/20
98-06-6	tert-Butylbenzene	40	35.3	88	36.8	92	4	69-117/20
108-90-7	Chlorobenzene	40	35.3	88	35.3	88	0	68-117/17
75-00-3	Chloroethane	40	39.4	99	38.0	95	4	66-134/18
67-66-3	Chloroform	40	30.7	77	30.4	76	1	68-124/18
95-49-8	o-Chlorotoluene	40	33.2	83	33.9	85	2	65-120/22
106-43-4	p-Chlorotoluene	40	32.6	82	33.4	84	2	64-123/24
56-23-5	Carbon tetrachloride	40	32.2	81	32.7	82	2	68-130/20
75-34-3	1,1-Dichloroethane	40	29.4	74	29.5	74	0	69-122/19
75-35-4	1,1-Dichloroethylene	40	28.0	70	27.5	69	2	69-120/20
563-58-6	1,1-Dichloropropene	40	30.1	75	29.9	75	1	69-120/19
96-12-8	1,2-Dibromo-3-chloropropane	40	34.0	85	33.3	83	2	64-132/25
106-93-4	1,2-Dibromoethane	40	35.9	90	34.9	87	3	70-122/17
107-06-2	1,2-Dichloroethane	40	30.5	76	30.1	75	1	69-125/18
78-87-5	1,2-Dichloropropane	40	32.7	82	32.7	82	0	71-122/18
142-28-9	1,3-Dichloropropane	40	35.7	89	35.0	88	2	74-123/17
108-20-3	Di-Isopropyl ether	40	29.4	74	29.0	73	1	69-122/19
594-20-7	2,2-Dichloropropane	40	30.5	76	29.7	74	3	63-132/24
124-48-1	Dibromochloromethane	40	35.9	90	34.7	87	3	68-121/16
75-71-8	Dichlorodifluoromethane	40	32.4	81	31.8	80	2	53-119/22
156-59-2	cis-1,2-Dichloroethylene	40	34.2	86	32.9	82	4	72-130/18
10061-01-5	cis-1,3-Dichloropropene	40	34.5	86	33.9	85	2	71-130/18
541-73-1	m-Dichlorobenzene	40	36.6	92	37.0	93	1	67-119/18
95-50-1	o-Dichlorobenzene	40	36.7	92	37.2	93	1	68-119/17
106-46-7	p-Dichlorobenzene	40	36.8	92	36.8	92	0	67-119/17
156-60-5	trans-1,2-Dichloroethylene	40	28.2	71	28.1	70	0	66-113/19
10061-02-6	trans-1,3-Dichloropropene	40	33.5	84	32.2	81	4	70-118/17
100-41-4	Ethylbenzene	40	34.8	87	34.9	87	0	71-118/18
637-92-3	Ethyl tert-Butyl Ether	40	30.4	76	29.8	75	2	69-125/19

\* = Outside of Control Limits.

5.2.2  
5



# Blank Spike/Blank Spike Duplicate Summary

**Job Number:** C46423  
**Account:** ATCCAR ATC Group Services  
**Project:** Premier Hyundai 2820 Broadway Oakland

Sample	File ID	DF	Analyzed	By	Prep Date	Prep Batch	Analytical Batch
VL1498-BS	L49946.D	1	07/11/16	JT	n/a	n/a	VL1498
VL1498-BSD	L49947.D	1	07/11/16	JT	n/a	n/a	VL1498

**The QC reported here applies to the following samples:** **Method:** SW846 8260B

C46423-3, C46423-4, C46423-5, C46423-8, C46423-9, C46423-10, C46423-14, C46423-15, C46423-16

CAS No.	Compound	Spike ug/kg	BSP ug/kg	BSP %	BSD ug/kg	BSD %	RPD	Limits Rec/RPD
591-78-6	2-Hexanone	160	153	96	142	89	7	53-153/27
87-68-3	Hexachlorobutadiene	40	37.5	94	38.5	96	3	65-125/22
98-82-8	Isopropylbenzene	40	35.4	89	35.8	90	1	70-119/19
99-87-6	p-Isopropyltoluene	40	36.5	91	37.4	94	2	68-120/20
108-10-1	4-Methyl-2-pentanone	160	161	101	152	95	6	60-145/26
74-83-9	Methyl bromide	40	38.6	97	38.1	95	1	66-130/18
74-87-3	Methyl chloride	40	34.1	85	33.7	84	1	50-140/25
74-95-3	Methylene bromide	40	33.8	85	33.2	83	2	72-127/17
75-09-2	Methylene chloride	40	29.8	75	28.8	72	3	69-121/18
78-93-3	Methyl ethyl ketone	160	143	89	137	86	4	59-147/30
1634-04-4	Methyl Tert Butyl Ether	40	29.4	74	28.5	71	3	68-121/19
91-20-3	Naphthalene	40	36.8	92	36.5	91	1	68-129/22
103-65-1	n-Propylbenzene	40	34.4	86	35.2	88	2	67-116/20
100-42-5	Styrene	40	36.1	90	35.7	89	1	68-120/17
994-05-8	Tert-Amyl Methyl Ether	40	32.6	82	31.6	79	3	70-129/20
75-65-0	Tert Butyl Alcohol	200	153	77	159	80	4	50-163/30
630-20-6	1,1,1,2-Tetrachloroethane	40	36.2	91	36.3	91	0	70-123/18
71-55-6	1,1,1-Trichloroethane	40	31.3	78	31.2	78	0	71-128/20
79-34-5	1,1,2,2-Tetrachloroethane	40	37.4	94	36.5	91	2	69-126/18
79-00-5	1,1,2-Trichloroethane	40	35.7	89	34.7	87	3	70-120/17
87-61-6	1,2,3-Trichlorobenzene	40	36.0	90	36.5	91	1	65-125/23
96-18-4	1,2,3-Trichloropropane	40	38.2	96	37.4	94	2	69-128/18
120-82-1	1,2,4-Trichlorobenzene	40	37.1	93	36.4	91	2	65-125/22
95-63-6	1,2,4-Trimethylbenzene	40	34.8	87	35.4	89	2	67-118/19
108-67-8	1,3,5-Trimethylbenzene	40	35.3	88	35.8	90	1	68-120/20
127-18-4	Tetrachloroethylene	40	39.8	100	44.4	111	11	66-125/18
108-88-3	Toluene	40	34.0	85	34.1	85	0	72-116/18
79-01-6	Trichloroethylene	40	33.8	85	33.7	84	0	70-126/18
75-69-4	Trichlorofluoromethane	40	37.2	93	36.2	91	3	70-138/19
75-01-4	Vinyl chloride	40	38.1	95	37.4	94	2	55-146/22
1330-20-7	Xylene (total)	120	105	88	106	88	1	68-118/18

CAS No.	Surrogate Recoveries	BSP	BSD	Limits
1868-53-7	Dibromofluoromethane	93%	92%	72-140%

\* = Outside of Control Limits.

5.2.2  
5

# Blank Spike/Blank Spike Duplicate Summary

**Job Number:** C46423  
**Account:** ATCCAR ATC Group Services  
**Project:** Premier Hyundai 2820 Broadway Oakland

Sample	File ID	DF	Analyzed	By	Prep Date	Prep Batch	Analytical Batch
VL1498-BS	L49946.D	1	07/11/16	JT	n/a	n/a	VL1498
VL1498-BSD	L49947.D	1	07/11/16	JT	n/a	n/a	VL1498

**The QC reported here applies to the following samples:** **Method:** SW846 8260B

C46423-3, C46423-4, C46423-5, C46423-8, C46423-9, C46423-10, C46423-14, C46423-15, C46423-16

CAS No.	Surrogate Recoveries	BSP	BSD	Limits
2037-26-5	Toluene-D8	97%	97%	87-113%
460-00-4	4-Bromofluorobenzene	92%	92%	81-115%

\* = Outside of Control Limits.

5.2.2  
5

# Laboratory Control Sample Summary

**Job Number:** C46423  
**Account:** ATCCAR ATC Group Services  
**Project:** Premier Hyundai 2820 Broadway Oakland

Sample	File ID	DF	Analyzed	By	Prep Date	Prep Batch	Analytical Batch
VM1857-LCS	M61751.D	1	07/07/16	JT	n/a	n/a	VM1857

The QC reported here applies to the following samples:

Method: SW846 8260B

C46423-18, C46423-19, C46423-20

CAS No.	Compound	Spike ug/kg	LCS ug/kg	LCS %	Limits
	TPH-GRO (C6-C10)	250	236	94	70-123

CAS No.	Surrogate Recoveries	BSP	Limits
1868-53-7	Dibromofluoromethane	92%	72-140%
2037-26-5	Toluene-D8	97%	87-113%
460-00-4	4-Bromofluorobenzene	103%	81-115%

\* = Outside of Control Limits.

# Laboratory Control Sample Summary

**Job Number:** C46423  
**Account:** ATCCAR ATC Group Services  
**Project:** Premier Hyundai 2820 Broadway Oakland

Sample	File ID	DF	Analyzed	By	Prep Date	Prep Batch	Analytical Batch
VL1498-LCS	L49948.D	1	07/11/16	JT	n/a	n/a	VL1498

**The QC reported here applies to the following samples:** **Method:** SW846 8260B

C46423-3, C46423-4, C46423-5, C46423-8, C46423-9, C46423-10, C46423-14, C46423-15, C46423-16

CAS No.	Compound	Spike ug/kg	LCS ug/kg	LCS %	Limits
---------	----------	----------------	--------------	----------	--------

CAS No.	Surrogate Recoveries	BSP	Limits
1868-53-7	Dibromofluoromethane	90%	72-140%
2037-26-5	Toluene-D8	98%	87-113%
460-00-4	4-Bromofluorobenzene	90%	81-115%

\* = Outside of Control Limits.

5.3.2  
5

# Matrix Spike/Matrix Spike Duplicate Summary

**Job Number:** C46423  
**Account:** ATCCAR ATC Group Services  
**Project:** Premier Hyundai 2820 Broadway Oakland

Sample	File ID	DF	Analyzed	By	Prep Date	Prep Batch	Analytical Batch
C46423-18MS	M61758.D	1	07/07/16	JT	n/a	n/a	VM1857
C46423-18MSD	M61759.D	1	07/07/16	JT	n/a	n/a	VM1857
C46423-18	M61755.D	1	07/07/16	JT	n/a	n/a	VM1857

The QC reported here applies to the following samples:

Method: SW846 8260B

C46423-18, C46423-19, C46423-20

CAS No.	Compound	C46423-18 ug/kg	Spike Q ug/kg	MS ug/kg	MS %	Spike ug/kg	MSD ug/kg	MSD %	RPD	Limits Rec/RPD
67-64-1	Acetone	ND	6660	5790	87	6660	4960	75	15	47-163/30
71-43-2	Benzene	ND	1660	1590	96	1660	1470	88	8	72-122/18
108-86-1	Bromobenzene	ND	1660	1550	93	1660	1420	85	9	68-122/19
74-97-5	Bromochloromethane	ND	1660	1640	99	1660	1510	91	8	71-129/18
75-27-4	Bromodichloromethane	ND	1660	1510	91	1660	1390	84	8	68-122/18
75-25-2	Bromoform	ND	1660	1570	94	1660	1490	90	5	69-126/18
104-51-8	n-Butylbenzene	ND	1660	1500	90	1660	1390	84	8	66-121/20
135-98-8	sec-Butylbenzene	ND	1660	1530	92	1660	1400	84	9	69-118/20
98-06-6	tert-Butylbenzene	ND	1660	1570	94	1660	1440	87	9	69-117/20
108-90-7	Chlorobenzene	ND	1660	1570	94	1660	1460	88	7	68-117/17
75-00-3	Chloroethane	ND	1660	1620	97	1660	1470	88	10	66-134/18
67-66-3	Chloroform	ND	1660	1480	89	1660	1340	81	10	68-124/18
95-49-8	o-Chlorotoluene	ND	1660	1440	87	1660	1320	79	9	65-120/22
106-43-4	p-Chlorotoluene	ND	1660	1520	91	1660	1410	85	8	64-123/24
56-23-5	Carbon tetrachloride	ND	1660	1500	90	1660	1370	82	9	68-130/20
75-34-3	1,1-Dichloroethane	ND	1660	1510	91	1660	1390	84	8	69-122/19
75-35-4	1,1-Dichloroethylene	ND	1660	1520	91	1660	1390	84	9	69-120/20
563-58-6	1,1-Dichloropropene	ND	1660	1500	90	1660	1370	82	9	69-120/19
96-12-8	1,2-Dibromo-3-chloropropane	ND	1660	1730	104	1660	1600	96	8	64-132/25
106-93-4	1,2-Dibromoethane	ND	1660	1540	93	1660	1450	87	6	70-122/17
107-06-2	1,2-Dichloroethane	ND	1660	1470	88	1660	1350	81	9	69-125/18
78-87-5	1,2-Dichloropropane	ND	1660	1650	99	1660	1500	90	10	71-122/18
142-28-9	1,3-Dichloropropane	ND	1660	1550	93	1660	1470	88	5	74-123/17
108-20-3	Di-Isopropyl ether	ND	1660	1550	93	1660	1410	85	9	69-122/19
594-20-7	2,2-Dichloropropane	ND	1660	1360	82	1660	1220	73	11	63-132/24
124-48-1	Dibromochloromethane	ND	1660	1520	91	1660	1410	85	8	68-121/16
75-71-8	Dichlorodifluoromethane	ND	1660	1500	90	1660	1350	81	11	53-119/22
156-59-2	cis-1,2-Dichloroethylene	ND	1660	1650	99	1660	1530	92	8	72-130/18
10061-01-5	cis-1,3-Dichloropropene	ND	1660	1710	103	1660	1590	96	7	71-130/18
541-73-1	m-Dichlorobenzene	ND	1660	1560	94	1660	1430	86	9	67-119/18
95-50-1	o-Dichlorobenzene	ND	1660	1610	97	1660	1480	89	8	68-119/17
106-46-7	p-Dichlorobenzene	ND	1660	1550	93	1660	1430	86	8	67-119/17
156-60-5	trans-1,2-Dichloroethylene	ND	1660	1460	88	1660	1330	80	9	66-113/19
10061-02-6	trans-1,3-Dichloropropene	ND	1660	1480	89	1660	1370	82	8	70-118/17
100-41-4	Ethylbenzene	ND	1660	1560	94	1660	1440	87	8	71-118/18
637-92-3	Ethyl tert-Butyl Ether	ND	1660	1630	98	1660	1490	90	9	69-125/19

\* = Outside of Control Limits.

# Matrix Spike/Matrix Spike Duplicate Summary

**Job Number:** C46423  
**Account:** ATCCAR ATC Group Services  
**Project:** Premier Hyundai 2820 Broadway Oakland

Sample	File ID	DF	Analyzed	By	Prep Date	Prep Batch	Analytical Batch
C46423-18MS	M61758.D	1	07/07/16	JT	n/a	n/a	VM1857
C46423-18MSD	M61759.D	1	07/07/16	JT	n/a	n/a	VM1857
C46423-18	M61755.D	1	07/07/16	JT	n/a	n/a	VM1857

The QC reported here applies to the following samples:

Method: SW846 8260B

C46423-18, C46423-19, C46423-20

CAS No.	Compound	C46423-18 ug/kg	Spike Q	MS ug/kg	MS %	Spike ug/kg	MSD ug/kg	MSD %	RPD	Limits Rec/RPD	
591-78-6	2-Hexanone	ND		6660	6480	97	6660	6170	93	5	53-153/27
87-68-3	Hexachlorobutadiene	ND		1660	1400	84	1660	1290	78	8	65-125/22
98-82-8	Isopropylbenzene	ND		1660	1590	96	1660	1480	89	7	70-119/19
99-87-6	p-Isopropyltoluene	ND		1660	1540	93	1660	1420	85	8	68-120/20
108-10-1	4-Methyl-2-pentanone	ND		6660	6700	101	6660	6240	94	7	60-145/26
74-83-9	Methyl bromide	ND		1660	1520	91	1660	1360	82	11	66-130/18
74-87-3	Methyl chloride	ND		1660	1480	89	1660	1280	77	14	50-140/25
74-95-3	Methylene bromide	ND		1660	1590	96	1660	1460	88	9	72-127/17
75-09-2	Methylene chloride	ND		1660	1520	91	1660	1400	84	8	69-121/18
78-93-3	Methyl ethyl ketone	ND		6660	5660	85	6660	5120	77	10	59-147/30
1634-04-4	Methyl Tert Butyl Ether	ND		1660	1530	92	1660	1410	85	8	68-121/19
91-20-3	Naphthalene	ND		1660	1790	108	1660	1680	101	6	68-129/22
103-65-1	n-Propylbenzene	ND		1660	1470	88	1660	1350	81	9	67-116/20
100-42-5	Styrene	ND		1660	1640	99	1660	1530	92	7	68-120/17
994-05-8	Tert-Amyl Methyl Ether	ND		1660	1730	104	1660	1580	95	9	70-129/20
75-65-0	Tert Butyl Alcohol	ND		8320	4330	52	8320	3750	45* a	14	50-163/30
630-20-6	1,1,1,2-Tetrachloroethane	ND		1660	1570	94	1660	1470	88	7	70-123/18
71-55-6	1,1,1-Trichloroethane	ND		1660	1510	91	1660	1370	82	10	71-128/20
79-34-5	1,1,2,2-Tetrachloroethane	ND		1660	1580	95	1660	1470	88	7	69-126/18
79-00-5	1,1,2-Trichloroethane	ND		1660	1500	90	1660	1390	84	8	70-120/17
87-61-6	1,2,3-Trichlorobenzene	ND		1660	1630	98	1660	1520	91	7	65-125/23
96-18-4	1,2,3-Trichloropropane	ND		1660	1640	99	1660	1550	93	6	69-128/18
120-82-1	1,2,4-Trichlorobenzene	ND		1660	1610	97	1660	1480	89	8	65-125/22
95-63-6	1,2,4-Trimethylbenzene	ND		1660	1520	91	1660	1410	85	8	67-118/19
108-67-8	1,3,5-Trimethylbenzene	ND		1660	1550	93	1660	1430	86	8	68-120/20
127-18-4	Tetrachloroethylene	ND		1660	1650	99	1660	1520	91	8	66-125/18
108-88-3	Toluene	ND		1660	1530	92	1660	1420	85	7	72-116/18
79-01-6	Trichloroethylene	ND		1660	1660	100	1660	1530	92	8	70-126/18
75-69-4	Trichlorofluoromethane	ND		1660	1530	92	1660	1390	84	10	70-138/19
75-01-4	Vinyl chloride	ND		1660	821	49* a	1660	719	43* a	13	55-146/22
1330-20-7	Xylene (total)	ND		4990	4790	96	4990	4480	90	7	68-118/18

CAS No.	Surrogate Recoveries	MS	MSD	C46423-18	Limits
1868-53-7	Dibromofluoromethane	92%	92%	91%	72-140%

\* = Outside of Control Limits.

5.4.1  
 5

# Matrix Spike/Matrix Spike Duplicate Summary

**Job Number:** C46423  
**Account:** ATCCAR ATC Group Services  
**Project:** Premier Hyundai 2820 Broadway Oakland

Sample	File ID	DF	Analyzed	By	Prep Date	Prep Batch	Analytical Batch
C46423-18MS	M61758.D	1	07/07/16	JT	n/a	n/a	VM1857
C46423-18MSD	M61759.D	1	07/07/16	JT	n/a	n/a	VM1857
C46423-18	M61755.D	1	07/07/16	JT	n/a	n/a	VM1857

The QC reported here applies to the following samples:

Method: SW846 8260B

C46423-18, C46423-19, C46423-20

CAS No.	Surrogate Recoveries	MS	MSD	C46423-18	Limits
2037-26-5	Toluene-D8	94%	95%	96%	87-113%
460-00-4	4-Bromofluorobenzene	101%	102%	106%	81-115%

(a) Outside laboratory control limits.

\* = Outside of Control Limits.

# Matrix Spike/Matrix Spike Duplicate Summary

**Job Number:** C46423  
**Account:** ATCCAR ATC Group Services  
**Project:** Premier Hyundai 2820 Broadway Oakland

Sample	File ID	DF	Analyzed	By	Prep Date	Prep Batch	Analytical Batch
C46413-5MS	L49964.D	1	07/11/16	JT	n/a	n/a	VL1498
C46413-5MSD	L49965.D	1	07/11/16	JT	n/a	n/a	VL1498
C46413-5	L49963.D	1	07/11/16	JT	n/a	n/a	VL1498

The QC reported here applies to the following samples:

Method: SW846 8260B

C46423-3, C46423-4, C46423-5, C46423-8, C46423-9, C46423-10, C46423-14, C46423-15, C46423-16

CAS No.	Compound	C46413-5 ug/kg	Spike Q ug/kg	MS ug/kg	MS %	Spike ug/kg	MSD ug/kg	MSD %	RPD	Limits Rec/RPD
67-64-1	Acetone	ND	30900	23900	77	30900	23700	77	1	47-163/30
71-43-2	Benzene	ND	7740	6090	79	7740	5110	66* a	18	72-122/18
108-86-1	Bromobenzene	ND	7740	7010	91	7740	4650	60* a	40* b	68-122/19
74-97-5	Bromochloromethane	ND	7740	6600	85	7740	5660	73	15	71-129/18
75-27-4	Bromodichloromethane	ND	7740	6940	90	7740	5670	73	20* a	68-122/18
75-25-2	Bromoform	ND	7740	7910	102	7740	6450	83	20* b	69-126/18
104-51-8	n-Butylbenzene	ND	7740	6800	88	7740	2340	30* a	98* b	66-121/20
135-98-8	sec-Butylbenzene	ND	7740	6860	89	7740	2870	37* a	82* b	69-118/20
98-06-6	tert-Butylbenzene	ND	7740	6630	86	7740	3200	41* a	70* a	69-117/20
108-90-7	Chlorobenzene	ND	7740	6710	87	7740	4530	59* a	39* b	68-117/17
75-00-3	Chloroethane	ND	7740	7610	98	7740	7510	97	1	66-134/18
67-66-3	Chloroform	ND	7740	6660	86	7740	5510	71	19* b	68-124/18
95-49-8	o-Chlorotoluene	ND	7740	6590	85	7740	3430	44* a	63* b	65-120/22
106-43-4	p-Chlorotoluene	ND	7740	6800	88	7740	3240	42* a	71* b	64-123/24
56-23-5	Carbon tetrachloride	ND	7740	7170	93	7740	5620	73	24* b	68-130/20
75-34-3	1,1-Dichloroethane	ND	7740	6140	79	7740	5300	69	15	69-122/19
75-35-4	1,1-Dichloroethylene	ND	7740	5210	67* a	7740	4710	61* a	10	69-120/20
563-58-6	1,1-Dichloropropene	ND	7740	6180	80	7740	4760	62* a	26* b	69-120/19
96-12-8	1,2-Dibromo-3-chloropropane	ND	7740	7070	91	7740	6310	82	11	64-132/25
106-93-4	1,2-Dibromoethane	ND	7740	6930	90	7740	5890	76	16	70-122/17
107-06-2	1,2-Dichloroethane	ND	7740	7220	93	7740	6080	79	17	69-125/18
78-87-5	1,2-Dichloropropane	ND	7740	6460	83	7740	5580	72	15	71-122/18
142-28-9	1,3-Dichloropropane	ND	7740	6940	90	7740	5920	77	16	74-123/17
108-20-3	Di-Isopropyl ether	ND	7740	5990	77	7740	5350	69	11	69-122/19
594-20-7	2,2-Dichloropropane	ND	7740	6400	83	7740	5510	71	15	63-132/24
124-48-1	Dibromochloromethane	ND	7740	7340	95	7740	5960	77	21* b	68-121/16
75-71-8	Dichlorodifluoromethane	ND	7740	7850	101	7740	7310	94	7	53-119/22
156-59-2	cis-1,2-Dichloroethylene	ND	7740	6620	86	7740	5610	73	17	72-130/18
10061-01-5	cis-1,3-Dichloropropene	ND	7740	6850	89	7740	5490	71	22* b	71-130/18
541-73-1	m-Dichlorobenzene	ND	7740	6950	90	7740	3800	49* a	59* b	67-119/18
95-50-1	o-Dichlorobenzene	ND	7740	7050	91	7740	4210	54* a	50* b	68-119/17
106-46-7	p-Dichlorobenzene	ND	7740	6940	90	7740	3720	48* a	60* b	67-119/17
156-60-5	trans-1,2-Dichloroethylene	ND	7740	5480	71	7740	4590	59* a	18	66-113/19
10061-02-6	trans-1,3-Dichloropropene	ND	7740	6620	86	7740	5340	69* a	21* b	70-118/17
100-41-4	Ethylbenzene	ND	7740	6760	87	7740	3970	51* a	52* b	71-118/18
637-92-3	Ethyl tert-Butyl Ether	ND	7740	6390	83	7740	5710	74	11	69-125/19

\* = Outside of Control Limits.

5.4.2  
 5



# Matrix Spike/Matrix Spike Duplicate Summary

**Job Number:** C46423  
**Account:** ATCCAR ATC Group Services  
**Project:** Premier Hyundai 2820 Broadway Oakland

Sample	File ID	DF	Analyzed	By	Prep Date	Prep Batch	Analytical Batch
C46413-5MS	L49964.D	1	07/11/16	JT	n/a	n/a	VL1498
C46413-5MSD	L49965.D	1	07/11/16	JT	n/a	n/a	VL1498
C46413-5	L49963.D	1	07/11/16	JT	n/a	n/a	VL1498

The QC reported here applies to the following samples:

Method: SW846 8260B

C46423-3, C46423-4, C46423-5, C46423-8, C46423-9, C46423-10, C46423-14, C46423-15, C46423-16

CAS No.	Compound	C46413-5 ug/kg	Spike Q ug/kg	MS ug/kg	MS %	Spike ug/kg	MSD ug/kg	MSD %	RPD	Limits Rec/RPD
591-78-6	2-Hexanone	ND	30900	28000	90	30900	26800	87	4	53-153/27
87-68-3	Hexachlorobutadiene	ND	7740	7340	95	7740	2200	28* a	108* b	65-125/22
98-82-8	Isopropylbenzene	ND	7740	7020	91	7740	3600	47* a	64* b	70-119/19
99-87-6	p-Isopropyltoluene	ND	7740	6910	89	7740	2770	36* a	86* b	68-120/20
108-10-1	4-Methyl-2-pentanone	ND	30900	28900	93	30900	27900	90	4	60-145/26
74-83-9	Methyl bromide	ND	7740	7780	101	7740	7690	99	1	66-130/18
74-87-3	Methyl chloride	ND	7740	7550	98	7740	7200	93	5	50-140/25
74-95-3	Methylene bromide	ND	7740	7120	92	7740	5950	77	18* b	72-127/17
75-09-2	Methylene chloride	ND	7740	5720	74	7740	5130	66* a	11	69-121/18
78-93-3	Methyl ethyl ketone	ND	30900	26000	84	30900	24800	80	5	59-147/30
1634-04-4	Methyl Tert Butyl Ether	12700	7740	18900	80	7740	17600	63* a	7	68-121/19
91-20-3	Naphthalene	ND	7740	7210	93	7740	5290	68	31* b	68-129/22
103-65-1	n-Propylbenzene	ND	7740	6460	83	7740	2990	39* a	73* b	67-116/20
100-42-5	Styrene	ND	7740	6900	89	7740	4200	54* a	49* b	68-120/17
994-05-8	Tert-Amyl Methyl Ether	ND	7740	6720	87	7740	5990	77	11	70-129/20
75-65-0	Tert Butyl Alcohol	20800	38700	59000	99	38700	55700	90	6	50-163/30
630-20-6	1,1,1,2-Tetrachloroethane	ND	7740	7420	96	7740	5570	72	28* b	70-123/18
71-55-6	1,1,1-Trichloroethane	ND	7740	7010	91	7740	5590	72	23* b	71-128/20
79-34-5	1,1,2,2-Tetrachloroethane	ND	7740	7020	91	7740	6350	82	10	69-126/18
79-00-5	1,1,2-Trichloroethane	ND	7740	6820	88	7740	5940	77	14	70-120/17
87-61-6	1,2,3-Trichlorobenzene	ND	7740	7330	95	7740	4020	52* a	58* b	65-125/23
96-18-4	1,2,3-Trichloropropane	ND	7740	8020	104	7740	6840	88	16	69-128/18
120-82-1	1,2,4-Trichlorobenzene	ND	7740	6940	90	7740	3750	48* a	60* b	65-125/22
95-63-6	1,2,4-Trimethylbenzene	ND	7740	6730	87	7740	3280	42* a	69* b	67-118/19
108-67-8	1,3,5-Trimethylbenzene	ND	7740	6720	87	7740	3300	43* a	68* b	68-120/20
127-18-4	Tetrachloroethylene	ND	7740	7070	91	7740	4500	58* a	44* b	66-125/18
108-88-3	Toluene	ND	7740	6460	83	7740	4620	60* a	33* b	72-116/18
79-01-6	Trichloroethylene	ND	7740	6590	85	7740	5000	65* a	27* b	70-126/18
75-69-4	Trichlorofluoromethane	ND	7740	8490	110	7740	7740	100	9	70-138/19
75-01-4	Vinyl chloride	ND	7740	8600	111	7740	8010	104	7	55-146/22
1330-20-7	Xylene (total)	ND	23200	20300	87	23200	11800	51* a	53* b	68-118/18

CAS No.	Surrogate Recoveries	MS	MSD	C46413-5	Limits
1868-53-7	Dibromofluoromethane	100%	97%	98%	72-140%

\* = Outside of Control Limits.

5.4.2  
 5

# Matrix Spike/Matrix Spike Duplicate Summary

**Job Number:** C46423  
**Account:** ATCCAR ATC Group Services  
**Project:** Premier Hyundai 2820 Broadway Oakland

Sample	File ID	DF	Analyzed	By	Prep Date	Prep Batch	Analytical Batch
C46413-5MS	L49964.D	1	07/11/16	JT	n/a	n/a	VL1498
C46413-5MSD	L49965.D	1	07/11/16	JT	n/a	n/a	VL1498
C46413-5	L49963.D	1	07/11/16	JT	n/a	n/a	VL1498

The QC reported here applies to the following samples:

Method: SW846 8260B

C46423-3, C46423-4, C46423-5, C46423-8, C46423-9, C46423-10, C46423-14, C46423-15, C46423-16

CAS No.	Surrogate Recoveries	MS	MSD	C46413-5	Limits
2037-26-5	Toluene-D8	94%	98%	96%	87-113%
460-00-4	4-Bromofluorobenzene	96%	97%	93%	81-115%

- (a) Outside control limits due to matrix interference.
- (b) Outside laboratory control limits.

\* = Outside of Control Limits.

5.4.2  
 5

**GC Semi-volatiles**

**QC Data Summaries**

---

Includes the following where applicable:

- Method Blank Summaries
- Blank Spike Summaries
- Matrix Spike and Duplicate Summaries

# Method Blank Summary

**Job Number:** C46423  
**Account:** ATCCAR ATC Group Services  
**Project:** Premier Hyundai 2820 Broadway Oakland

Sample	File ID	DF	Analyzed	By	Prep Date	Prep Batch	Analytical Batch
OP14603-MB	BB5051.D	1	07/07/16	MT	07/06/16	OP14603	GBB169

The QC reported here applies to the following samples:

Method: SW846 8015B M

C46423-18, C46423-19, C46423-20

CAS No.	Compound	Result	RL	Units	Q
	TPH (C10-C28)	ND	3.3	mg/kg	
	TPH (> C28-C40)	ND	3.3	mg/kg	

CAS No.	Surrogate Recoveries	Limits
630-01-3	Hexacosane	71% 38-146%

6.1.1  
6

# Blank Spike/Blank Spike Duplicate Summary

**Job Number:** C46423  
**Account:** ATCCAR ATC Group Services  
**Project:** Premier Hyundai 2820 Broadway Oakland

Sample	File ID	DF	Analyzed	By	Prep Date	Prep Batch	Analytical Batch
OP14603-BS	BB5052.D	1	07/07/16	MT	07/06/16	OP14603	GBB169
OP14603-BSD	BB5053.D	1	07/07/16	MT	07/06/16	OP14603	GBB169

The QC reported here applies to the following samples:

Method: SW846 8015B M

C46423-18, C46423-19, C46423-20

CAS No.	Compound	Spike mg/kg	BSP mg/kg	BSP %	BSD mg/kg	BSD %	RPD	Limits Rec/RPD
	TPH (C10-C28)	33.3	27.5	83	27.7	83	1	53-107/12
	TPH (> C28-C40)	33.3	29.1	87	30.9	93	6	59-120/14

CAS No.	Surrogate Recoveries	BSP	BSD	Limits
630-01-3	Hexacosane	73%	73%	38-146%

\* = Outside of Control Limits.

# Matrix Spike/Matrix Spike Duplicate Summary

**Job Number:** C46423  
**Account:** ATCCAR ATC Group Services  
**Project:** Premier Hyundai 2820 Broadway Oakland

Sample	File ID	DF	Analyzed	By	Prep Date	Prep Batch	Analytical Batch
OP14603-MS	BB5181.D	1	07/09/16	MT	07/06/16	OP14603	GBB170
OP14603-MSD	BB5182.D	1	07/09/16	MT	07/06/16	OP14603	GBB170
C46405-5	BB5180.D	1	07/09/16	MT	07/06/16	OP14603	GBB170

The QC reported here applies to the following samples:

Method: SW846 8015B M

C46423-18, C46423-19, C46423-20

CAS No.	Compound	C46405-5 mg/kg	Spike Q	mg/kg	MS mg/kg	MS %	Spike mg/kg	MSD mg/kg	MSD %	RPD	Limits Rec/RPD
	TPH (C10-C28)	1.77	J	34.1	28.6	79	34.1	30.4	84	6	53-107/12
	TPH (> C28-C40)	1.52	J	34.1	28.8	80	34.1	30.6	85	6	59-120/14

CAS No.	Surrogate Recoveries	MS	MSD	C46405-5	Limits
630-01-3	Hexacosane	69%	70%	67%	38-146%

\* = Outside of Control Limits.

**Metals Analysis**

---

**QC Data Summaries**

---

Includes the following where applicable:

- Method Blank Summaries
- Matrix Spike and Duplicate Summaries
- Blank Spike and Lab Control Sample Summaries
- Serial Dilution Summaries

BLANK RESULTS SUMMARY  
Part 2 - Method Blanks

Login Number: C46423  
Account: ATCCAR - ATC Group Services  
Project: Premier Hyundai 2820 Broadway Oakland

QC Batch ID: MP11595  
Matrix Type: SOLID

Methods: SW846 6010B  
Units: mg/kg

Prep Date: 07/11/16

Metal	RL	IDL	MDL	MB raw	final
Aluminum	20	.54	1.5		
Antimony	2.0	.16	.18	0.21	<2.0
Arsenic	2.0	.17	.17	0.080	<2.0
Barium	20	.025	.09	0.13	<20
Beryllium	1.0	.019	.01	0.0	<1.0
Boron	10	.27	.15		
Cadmium	1.0	.032	.031	-0.010	<1.0
Calcium	500	1.9	4.5		
Chromium	1.0	.12	.054	0.020	<1.0
Cobalt	1.0	.049	.025	0.030	<1.0
Copper	2.5	.1	.15	0.020	<2.5
Iron	20	.51	.76		
Lead	2.0	.11	.14	0.050	<2.0
Magnesium	500	3.7	2.1		
Manganese	1.5	.021	.026		
Molybdenum	2.0	.11	.04	0.0	<2.0
Nickel	1.0	.045	.047	0.050	<1.0
Potassium	1000	2.9	4.6		
Selenium	2.0	.49	.33	-0.070	<2.0
Silicon	20	.22	.43		
Silver	1.0	.089	.067	0.010	<1.0
Sodium	1000	2.6	1.2		
Strontium	1.0	.014	.018		
Thallium	2.0	.39	.12	-0.090	<2.0
Tin	50	.3	.28		
Titanium	1.0	.076	.13		
Vanadium	1.0	.043	.074	0.020	<1.0
Zinc	2.0	.11	.22	0.29	<2.0

Associated samples MP11595: C46423-18, C46423-19, C46423-20

Results < IDL are shown as zero for calculation purposes  
(\* ) Outside of QC limits  
(anr) Analyte not requested

7.1.1  
7



MATRIX SPIKE AND DUPLICATE RESULTS SUMMARY

Login Number: C46423  
 Account: ATCCAR - ATC Group Services  
 Project: Premier Hyundai 2820 Broadway Oakland

QC Batch ID: MP11595  
 Matrix Type: SOLID

Methods: SW846 6010B  
 Units: mg/kg

Prep Date: 07/11/16

Metal	C46435-18 Original MS		SpikeLot MPIR5	% Rec	QC Limits
Aluminum					
Antimony	0.46	15.7	45.9	33.2N(a)	75-125
Arsenic	6.9	48.3	45.9	90.3	75-125
Barium	79.7	109	45.9	63.9N(a)	75-125
Beryllium	0.30	41.1	45.9	88.9	75-125
Boron					
Cadmium	0.26	42.4	45.9	91.9	75-125
Calcium					
Chromium	40.0	77.7	45.9	82.2	75-125
Cobalt	4.6	47.0	45.9	92.4	75-125
Copper	11.7	57.8	45.9	100.5	75-125
Iron					
Lead	3.1	44.3	45.9	89.8	75-125
Magnesium					
Manganese					
Molybdenum	0.53	38.6	45.9	83.0	75-125
Nickel	28.3	71.7	45.9	94.6	75-125
Potassium					
Selenium	0.59	40.3	45.9	86.6	75-125
Silicon					
Silver	0.0	36.3	45.9	79.1	75-125
Sodium					
Strontium					
Thallium	0.0	41.9	45.9	91.3	75-125
Tin					
Titanium					
Vanadium	35.7	87.1	45.9	112.1	75-125
Zinc	26.0	75.9	45.9	108.8	75-125

Associated samples MP11595: C46423-18, C46423-19, C46423-20

Results < IDL are shown as zero for calculation purposes

(\*) Outside of QC limits

(N) Matrix Spike Rec. outside of QC limits

(anr) Analyte not requested

(a) Spike recovery indicates possible matrix interference and/or sample nonhomogeneity.

7.1.2  
 7

MATRIX SPIKE AND DUPLICATE RESULTS SUMMARY

Login Number: C46423  
 Account: ATCCAR - ATC Group Services  
 Project: Premier Hyundai 2820 Broadway Oakland

QC Batch ID: MP11595  
 Matrix Type: SOLID

Methods: SW846 6010B  
 Units: mg/kg

Prep Date: 07/11/16

Metal	C46435-18 Original MSD		SpikeLot MPIR5	% Rec	MSD RPD	QC Limit
Aluminum						
Antimony	0.46	17.2	46.3	36.2N(a)	9.1	20
Arsenic	6.9	50.0	46.3	93.1	3.5	20
Barium	79.7	119	46.3	84.9	8.8	20
Beryllium	0.30	40.2	46.3	86.2	2.2	20
Boron						
Cadmium	0.26	42.2	46.3	90.6	0.5	20
Calcium						
Chromium	40.0	94.3	46.3	117.3	19.3	20
Cobalt	4.6	47.1	46.3	91.8	0.2	20
Copper	11.7	61.1	46.3	106.7	5.6	20
Iron						
Lead	3.1	45.5	46.3	91.6	2.7	20
Magnesium						
Manganese						
Molybdenum	0.53	38.4	46.3	81.8	0.5	20
Nickel	28.3	81.8	46.3	115.6	13.2	20
Potassium						
Selenium	0.59	40.1	46.3	85.3	0.5	20
Silicon						
Silver	0.0	36.1	46.3	78.0	0.6	20
Sodium						
Strontium						
Thallium	0.0	42.2	46.3	91.2	0.7	20
Tin						
Titanium						
Vanadium	35.7	90.7	46.3	118.8	4.0	20
Zinc	26.0	80.6	46.3	117.9	6.0	20

Associated samples MP11595: C46423-18, C46423-19, C46423-20

Results < IDL are shown as zero for calculation purposes

(\*) Outside of QC limits

(N) Matrix Spike Rec. outside of QC limits

(anr) Analyte not requested

(a) Spike recovery indicates possible matrix interference and/or sample nonhomogeneity.

7.1.2  
 7

SPIKE BLANK AND LAB CONTROL SAMPLE SUMMARY

Login Number: C46423  
 Account: ATCCAR - ATC Group Services  
 Project: Premier Hyundai 2820 Broadway Oakland

QC Batch ID: MP11595  
 Matrix Type: SOLID

Methods: SW846 6010B  
 Units: mg/kg

Prep Date: 07/11/16

Metal	BSP Result	Spikelot MPIR5	% Rec	QC Limits
Aluminum				
Antimony	46.5	50	93.0	80-120
Arsenic	45.8	50	91.6	80-120
Barium	43.6	50	87.2	80-120
Beryllium	45.5	50	91.0	80-120
Boron				
Cadmium	46.3	50	92.6	80-120
Calcium				
Chromium	47.9	50	95.8	80-120
Cobalt	48.2	50	96.4	80-120
Copper	47.7	50	95.4	80-120
Iron				
Lead	44.2	50	88.4	80-120
Magnesium				
Manganese				
Molybdenum	46.0	50	92.0	80-120
Nickel	44.2	50	88.4	80-120
Potassium				
Selenium	45.2	50	90.4	80-120
Silicon				
Silver	49.9	50	99.8	80-120
Sodium				
Strontium				
Thallium	46.6	50	93.2	80-120
Tin				
Titanium				
Vanadium	47.1	50	94.2	80-120
Zinc	47.4	50	94.8	80-120

Associated samples MP11595: C46423-18, C46423-19, C46423-20

Results < IDL are shown as zero for calculation purposes  
 (\*) Outside of QC limits  
 (anr) Analyte not requested

7.1.3  
7

SERIAL DILUTION RESULTS SUMMARY

Login Number: C46423  
 Account: ATCCAR - ATC Group Services  
 Project: Premier Hyundai 2820 Broadway Oakland

QC Batch ID: MP11595  
 Matrix Type: SOLID

Methods: SW846 6010B  
 Units: ug/l

Prep Date: 07/11/16

Metal	C46435-18 Original SDL 1:5		%DIF	QC Limits
Aluminum				
Antimony	4.70	8.10	72.3 (a)	0-10
Arsenic	70.6	100	42.1 (a)	0-10
Barium	813	1150	41.3*(b)	0-10
Beryllium	3.10	4.20	35.5 (a)	0-10
Boron				
Cadmium	2.70	3.30	22.2 (a)	0-10
Calcium				
Chromium	408	581	42.4*(b)	0-10
Cobalt	47.4	64.4	35.9*(b)	0-10
Copper	120	164	36.9*(b)	0-10
Iron				
Lead	31.9	37.9	18.8 (a)	0-10
Magnesium				
Manganese				
Molybdenum	5.40	0.00	100.0(a)	0-10
Nickel	288	364	26.2*(b)	0-10
Potassium				
Selenium	6.00	0.00	100.0(a)	0-10
Silicon				
Silver	0.00	0.00	NC	0-10
Sodium				
Strontium				
Thallium	0.00	0.00	NC	0-10
Tin				
Titanium				
Vanadium	364	514	41.4*(b)	0-10
Zinc	265	355	33.8*(b)	0-10

Associated samples MP11595: C46423-18, C46423-19, C46423-20

Results < IDL are shown as zero for calculation purposes

(\*) Outside of QC limits

(anr) Analyte not requested

(a) Percent difference acceptable due to low initial sample concentration (< 50 times IDL).

(b) Serial dilution indicates possible matrix interference.

7.1.4  
 7

BLANK RESULTS SUMMARY  
Part 2 - Method Blanks

Login Number: C46423  
Account: ATCCAR - ATC Group Services  
Project: Premier Hyundai 2820 Broadway Oakland

QC Batch ID: MP11603  
Matrix Type: SOLID

Methods: SW846 7471A  
Units: mg/kg

Prep Date: 07/13/16

Metal	RL	IDL	MDL	MB	
				raw	final
Mercury	0.017	.00035	.0037	0.00083	<0.017

Associated samples MP11603: C46423-18, C46423-19, C46423-20

Results < IDL are shown as zero for calculation purposes  
(\* ) Outside of QC limits  
(anr) Analyte not requested

7.2.1  
7

MATRIX SPIKE AND DUPLICATE RESULTS SUMMARY

Login Number: C46423  
 Account: ATCCAR - ATC Group Services  
 Project: Premier Hyundai 2820 Broadway Oakland

QC Batch ID: MP11603  
 Matrix Type: SOLID

Methods: SW846 7471A  
 Units: mg/kg

Prep Date: 07/13/16

Metal	C46423-20 Original MS	Spike HGPWS1	lot % Rec	QC Limits
-------	--------------------------	-----------------	--------------	--------------

Mercury 0.025 0.20 0.159 110.3 75-125

Associated samples MP11603: C46423-18, C46423-19, C46423-20

Results < IDL are shown as zero for calculation purposes  
 (\*) Outside of QC limits  
 (N) Matrix Spike Rec. outside of QC limits  
 (anr) Analyte not requested

7.2.2

7

MATRIX SPIKE AND DUPLICATE RESULTS SUMMARY

Login Number: C46423  
 Account: ATCCAR - ATC Group Services  
 Project: Premier Hyundai 2820 Broadway Oakland

QC Batch ID: MP11603  
 Matrix Type: SOLID

Methods: SW846 7471A  
 Units: mg/kg

Prep Date: 07/13/16

Metal	C46423-20 Original MSD	SpikeLot HGPWS1	% Rec	MSD RPD	QC Limit
Mercury	0.025	0.19	0.152	108.9	5.1

Associated samples MP11603: C46423-18, C46423-19, C46423-20

Results < IDL are shown as zero for calculation purposes  
 (\*) Outside of QC limits  
 (N) Matrix Spike Rec. outside of QC limits  
 (anr) Analyte not requested

7.2.2  
7

SPIKE BLANK AND LAB CONTROL SAMPLE SUMMARY

Login Number: C46423  
 Account: ATCCAR - ATC Group Services  
 Project: Premier Hyundai 2820 Broadway Oakland

QC Batch ID: MP11603  
 Matrix Type: SOLID

Methods: SW846 7471A  
 Units: mg/kg

Prep Date: 07/13/16

Metal	BSP Result	Spikelot HGPWS1	% Rec	QC Limits
Mercury	0.17	0.167	102.0	80-120

Associated samples MP11603: C46423-18, C46423-19, C46423-20

Results < IDL are shown as zero for calculation purposes  
 (\*) Outside of QC limits  
 (anr) Analyte not requested

7.2.3  
7



### Technical Report for

ATC Group Services

Premier Hyundai 2820 Broadway Oakland

SGS Accutest Job Number: C46435

Sampling Date: 07/07/16

Report to:

ATC Group Services  
945 Highland Pointe Dr Suite 250  
Roseville, CA  
gabe.stivala@atcassociates.com

ATTN: Gabe Stivala

Total number of pages in report: **405**



Test results contained within this data package meet the requirements of the National Environmental Laboratory Accreditation Program and/or state specific certification programs as applicable.

James J. Rhudy  
Lab Director

Client Service contact: Nutan Kabir 408-588-0200

Certifications: CA (ELAP 2910) AK (UST-092) AZ (AZ0762) NV (CA00150) OR (CA300006) WA (C925)  
DoD ELAP (L-A-B L2242)

This report shall not be reproduced, except in its entirety, without the written approval of SGS Accutest.  
Test results relate only to samples analyzed.

# Table of Contents

-1-

<b>Section 1: Sample Summary</b> .....	<b>3</b>
<b>Section 2: Summary of Hits</b> .....	<b>5</b>
<b>Section 3: Sample Results</b> .....	<b>8</b>
<b>3.1:</b> C46435-1: B27-2' .....	9
<b>3.2:</b> C46435-2: B27-4' .....	14
<b>3.3:</b> C46435-3: B27-10' .....	19
<b>3.4:</b> C46435-4: B27-15' .....	24
<b>3.5:</b> C46435-7: B28-2' .....	29
<b>3.6:</b> C46435-8: B28-4' .....	34
<b>3.7:</b> C46435-9: B28-10' .....	39
<b>3.8:</b> C46435-10: B28-15' .....	44
<b>3.9:</b> C46435-11: B28-20' .....	49
<b>3.10:</b> C46435-12: B28-25' .....	54
<b>3.11:</b> C46435-13: B29-2' .....	59
<b>3.12:</b> C46435-14: B29-4' .....	64
<b>3.13:</b> C46435-15: B29-10' .....	69
<b>3.14:</b> C46435-16: B29-15' .....	74
<b>3.15:</b> C46435-17: B29-20' .....	79
<b>3.16:</b> C46435-18: B29-25' .....	84
<b>Section 4: Misc. Forms</b> .....	<b>89</b>
<b>4.1:</b> Chain of Custody .....	90
<b>Section 5: GC/MS Volatiles - QC Data Summaries</b> .....	<b>95</b>
<b>5.1:</b> Method Blank Summary .....	96
<b>5.2:</b> Blank Spike/Blank Spike Duplicate Summary .....	108
<b>5.3:</b> Laboratory Control Sample Summary .....	120
<b>5.4:</b> Matrix Spike/Matrix Spike Duplicate Summary .....	124
<b>Section 6: GC/MS Volatiles - Raw Data</b> .....	<b>133</b>
<b>6.1:</b> Samples .....	134
<b>6.2:</b> Method Blanks .....	333
<b>Section 7: GC Semi-volatiles - QC Data Summaries</b> .....	<b>361</b>
<b>7.1:</b> Method Blank Summary .....	362
<b>7.2:</b> Blank Spike/Blank Spike Duplicate Summary .....	363
<b>7.3:</b> Matrix Spike/Matrix Spike Duplicate Summary .....	364
<b>Section 8: GC Semi-volatiles - Raw Data</b> .....	<b>365</b>
<b>8.1:</b> Samples .....	366
<b>8.2:</b> Method Blanks .....	398
<b>Section 9: Metals Analysis - QC Data Summaries</b> .....	<b>400</b>
<b>9.1:</b> Prep QC MP11595: Pb .....	401



## Sample Summary

ATC Group Services

Job No: C46435

Premier Hyundai 2820 Broadway Oakland

Sample Number	Collected		Received	Matrix		Client Sample ID
	Date	Time By		Code	Type	
C46435-1	07/07/16	11:20 JK	07/07/16	SO	Soil	B27-2'
C46435-2	07/07/16	11:23 JK	07/07/16	SO	Soil	B27-4'
C46435-3	07/07/16	11:30 JK	07/07/16	SO	Soil	B27-10'
C46435-4	07/07/16	11:35 JK	07/07/16	SO	Soil	B27-15'
C46435-7	07/07/16	09:10 JK	07/07/16	SO	Soil	B28-2'
C46435-8	07/07/16	09:15 JK	07/07/16	SO	Soil	B28-4'
C46435-9	07/07/16	09:25 JK	07/07/16	SO	Soil	B28-10'
C46435-10	07/07/16	09:30 JK	07/07/16	SO	Soil	B28-15'
C46435-11	07/07/16	09:35 JK	07/07/16	SO	Soil	B28-20'
C46435-12	07/07/16	09:40 JK	07/07/16	SO	Soil	B28-25'
C46435-13	07/07/16	10:40 JK	07/07/16	SO	Soil	B29-2'
C46435-14	07/07/16	10:45 JK	07/07/16	SO	Soil	B29-4'
C46435-15	07/07/16	10:50 JK	07/07/16	SO	Soil	B29-10'

---

Soil samples reported on a dry weight basis unless otherwise indicated on result page.



## Sample Summary

(continued)

ATC Group Services

**Job No:** C46435

Premier Hyundai 2820 Broadway Oakland

Sample Number	Collected		Received	Matrix		Client Sample ID
	Date	Time By		Code	Type	
C46435-16	07/07/16	10:55 JK	07/07/16	SO	Soil	B29-15'
C46435-17	07/07/16	11:00 JK	07/07/16	SO	Soil	B29-20'
C46435-18	07/07/16	11:05 JK	07/07/16	SO	Soil	B29-25'

---

Soil samples reported on a dry weight basis unless otherwise indicated on result page.

## Summary of Hits

**Job Number:** C46435  
**Account:** ATC Group Services  
**Project:** Premier Hyundai 2820 Broadway Oakland  
**Collected:** 07/07/16

2

Lab Sample ID	Client Sample ID	Result/ Qual	RL	MDL	Units	Method
<b>C46435-1</b>	<b>B27-2'</b>					
Acetone		213	35		ug/kg	SW846 8260B
Methyl ethyl ketone		38.3	18		ug/kg	SW846 8260B
TPH (C10-C28)		74.0	6.6		mg/kg	SW846 8015B M
TPH (> C28-C40)		113	6.6		mg/kg	SW846 8015B M
Lead		45.9	1.9		mg/kg	SW846 6010B
<b>C46435-2</b>	<b>B27-4'</b>					
Acetone		83.3	39		ug/kg	SW846 8260B
TPH (C10-C28)		7.55	3.3		mg/kg	SW846 8015B M
TPH (> C28-C40)		13.3	3.3		mg/kg	SW846 8015B M
Lead		3.9	1.9		mg/kg	SW846 6010B
<b>C46435-3</b>	<b>B27-10'</b>					
TPH (C10-C28)		11.5	3.3		mg/kg	SW846 8015B M
TPH (> C28-C40)		9.11	3.3		mg/kg	SW846 8015B M
Lead		9.7	2.0		mg/kg	SW846 6010B
<b>C46435-4</b>	<b>B27-15'</b>					
Benzene		31.6	4.9		ug/kg	SW846 8260B
Ethylbenzene		6.7	4.9		ug/kg	SW846 8260B
Lead		4.8	1.8		mg/kg	SW846 6010B
<b>C46435-7</b>	<b>B28-2'</b>					
TPH (C10-C28)		33.2	6.6		mg/kg	SW846 8015B M
TPH (> C28-C40)		81.2	6.6		mg/kg	SW846 8015B M
Lead		119	1.9		mg/kg	SW846 6010B
<b>C46435-8</b>	<b>B28-4'</b>					
TPH (> C28-C40)		25.2	6.6		mg/kg	SW846 8015B M
Lead		5.3	1.8		mg/kg	SW846 6010B
<b>C46435-9</b>	<b>B28-10'</b>					
Lead		5.7	1.9		mg/kg	SW846 6010B
<b>C46435-10</b>	<b>B28-15'</b>					
Ethylbenzene		6600	1200		ug/kg	SW846 8260B

## Summary of Hits

**Job Number:** C46435  
**Account:** ATC Group Services  
**Project:** Premier Hyundai 2820 Broadway Oakland  
**Collected:** 07/07/16

2

Lab Sample ID	Client Sample ID	Result/ Analyte	RL	MDL	Units	Method
		Isopropylbenzene	1940	1200	ug/kg	SW846 8260B
		Naphthalene	1210	1200	ug/kg	SW846 8260B
		n-Propylbenzene	2440	1200	ug/kg	SW846 8260B
		1,2,4-Trimethylbenzene	11200	1200	ug/kg	SW846 8260B
		1,3,5-Trimethylbenzene	3830	1200	ug/kg	SW846 8260B
		Toluene	8900	1200	ug/kg	SW846 8260B
		Xylene (total)	40100	2300	ug/kg	SW846 8260B
		Lead	3.9	1.9	mg/kg	SW846 6010B
<b>C46435-11</b>	<b>B28-20'</b>					
		Acetone	45.4	36	ug/kg	SW846 8260B
		Ethylbenzene	6.6	4.5	ug/kg	SW846 8260B
		Naphthalene	5.2	4.5	ug/kg	SW846 8260B
		1,2,4-Trimethylbenzene	13.6	4.5	ug/kg	SW846 8260B
		Toluene	9.2	4.5	ug/kg	SW846 8260B
		Xylene (total)	42.3	9.1	ug/kg	SW846 8260B
		Lead	6.2	1.8	mg/kg	SW846 6010B
<b>C46435-12</b>	<b>B28-25'</b>					
		Lead	6.3	1.9	mg/kg	SW846 6010B
<b>C46435-13</b>	<b>B29-2'</b>					
		n-Butylbenzene	353	230	ug/kg	SW846 8260B
		Ethylbenzene	288	230	ug/kg	SW846 8260B
		Isopropylbenzene	434	230	ug/kg	SW846 8260B
		Naphthalene	1680	230	ug/kg	SW846 8260B
		n-Propylbenzene	691	230	ug/kg	SW846 8260B
		1,2,4-Trimethylbenzene	1500	230	ug/kg	SW846 8260B
		1,3,5-Trimethylbenzene	707	230	ug/kg	SW846 8260B
		Xylene (total)	648	460	ug/kg	SW846 8260B
		TPH (C10-C28)	35.4	3.3	mg/kg	SW846 8015B M
		TPH (> C28-C40)	36.6	3.3	mg/kg	SW846 8015B M
		Lead	26.5	1.9	mg/kg	SW846 6010B
<b>C46435-14</b>	<b>B29-4'</b>					
		n-Butylbenzene	304	240	ug/kg	SW846 8260B
		Ethylbenzene	436	240	ug/kg	SW846 8260B
		Isopropylbenzene	487	240	ug/kg	SW846 8260B
		Naphthalene	486	240	ug/kg	SW846 8260B
		n-Propylbenzene	653	240	ug/kg	SW846 8260B
		1,2,4-Trimethylbenzene	1340	240	ug/kg	SW846 8260B

## Summary of Hits

**Job Number:** C46435  
**Account:** ATC Group Services  
**Project:** Premier Hyundai 2820 Broadway Oakland  
**Collected:** 07/07/16

2

Lab Sample ID	Client Sample ID	Result/ Qual	RL	MDL	Units	Method
1,3,5-Trimethylbenzene		765	240		ug/kg	SW846 8260B
Xylene (total)		704	470		ug/kg	SW846 8260B
TPH (C10-C28)		40.8	6.6		mg/kg	SW846 8015B M
TPH (> C28-C40)		54.0	6.6		mg/kg	SW846 8015B M
Lead		10.5	1.9		mg/kg	SW846 6010B
<b>C46435-15</b>		<b>B29-10'</b>				
Benzene		884	560		ug/kg	SW846 8260B
Ethylbenzene		6860	560		ug/kg	SW846 8260B
Isopropylbenzene		1370	560		ug/kg	SW846 8260B
Naphthalene		1000	560		ug/kg	SW846 8260B
n-Propylbenzene		1690	560		ug/kg	SW846 8260B
1,2,4-Trimethylbenzene		8130	560		ug/kg	SW846 8260B
1,3,5-Trimethylbenzene		2380	560		ug/kg	SW846 8260B
Xylene (total)		18900	1100		ug/kg	SW846 8260B
TPH (C10-C28)		17.2	3.3		mg/kg	SW846 8015B M
Lead		4.9	1.9		mg/kg	SW846 6010B
<b>C46435-16</b>		<b>B29-15'</b>				
Benzene		937	220		ug/kg	SW846 8260B
Ethylbenzene		1930	220		ug/kg	SW846 8260B
Isopropylbenzene		383	220		ug/kg	SW846 8260B
Naphthalene		226	220		ug/kg	SW846 8260B
n-Propylbenzene		406	220		ug/kg	SW846 8260B
1,2,4-Trimethylbenzene		1690	220		ug/kg	SW846 8260B
1,3,5-Trimethylbenzene		625	220		ug/kg	SW846 8260B
Toluene		1620	220		ug/kg	SW846 8260B
Xylene (total)		8690	440		ug/kg	SW846 8260B
Lead		4.6	1.9		mg/kg	SW846 6010B
<b>C46435-17</b>		<b>B29-20'</b>				
Benzene		296	240		ug/kg	SW846 8260B
TPH (C10-C28)		6.43	3.3		mg/kg	SW846 8015B M
Lead		3.9	1.9		mg/kg	SW846 6010B
<b>C46435-18</b>		<b>B29-25'</b>				
Lead		3.1	2.0		mg/kg	SW846 6010B

Sample Results

---

Report of Analysis

---



SGS Accutest

## Report of Analysis

Page 1 of 3

<b>Client Sample ID:</b> B27-2'		<b>Date Sampled:</b> 07/07/16
<b>Lab Sample ID:</b> C46435-1		<b>Date Received:</b> 07/07/16
<b>Matrix:</b> SO - Soil		<b>Percent Solids:</b> n/a <sup>a</sup>
<b>Method:</b> SW846 8260B		
<b>Project:</b> Premier Hyundai 2820 Broadway Oakland		

Run #1	File ID	DF	Analyzed	By	Prep Date	Prep Batch	Analytical Batch
Run #1	L49975.D	1	07/12/16	JT	n/a	n/a	VL1499
Run #2							

Run #1	Initial Weight
Run #1	5.66 g
Run #2	

## VOA 8260 List

CAS No.	Compound	Result	RL	Units	Q
67-64-1	Acetone	213	35	ug/kg	
71-43-2	Benzene	ND	4.4	ug/kg	
108-86-1	Bromobenzene	ND	4.4	ug/kg	
74-97-5	Bromochloromethane	ND	4.4	ug/kg	
75-27-4	Bromodichloromethane	ND	4.4	ug/kg	
75-25-2	Bromoform	ND	4.4	ug/kg	
104-51-8	n-Butylbenzene	ND	4.4	ug/kg	
135-98-8	sec-Butylbenzene	ND	4.4	ug/kg	
98-06-6	tert-Butylbenzene	ND	4.4	ug/kg	
108-90-7	Chlorobenzene	ND	4.4	ug/kg	
75-00-3	Chloroethane	ND	4.4	ug/kg	
67-66-3	Chloroform	ND	4.4	ug/kg	
95-49-8	o-Chlorotoluene	ND	4.4	ug/kg	
106-43-4	p-Chlorotoluene	ND	4.4	ug/kg	
56-23-5	Carbon tetrachloride	ND	4.4	ug/kg	
75-34-3	1,1-Dichloroethane	ND	4.4	ug/kg	
75-35-4	1,1-Dichloroethylene	ND	4.4	ug/kg	
563-58-6	1,1-Dichloropropene	ND	4.4	ug/kg	
96-12-8	1,2-Dibromo-3-chloropropane	ND	4.4	ug/kg	
106-93-4	1,2-Dibromoethane	ND	4.4	ug/kg	
107-06-2	1,2-Dichloroethane	ND	4.4	ug/kg	
78-87-5	1,2-Dichloropropane	ND	4.4	ug/kg	
142-28-9	1,3-Dichloropropane	ND	4.4	ug/kg	
108-20-3	Di-Isopropyl ether	ND	4.4	ug/kg	
594-20-7	2,2-Dichloropropane	ND	4.4	ug/kg	
124-48-1	Dibromochloromethane	ND	4.4	ug/kg	
75-71-8	Dichlorodifluoromethane <sup>b</sup>	ND	4.4	ug/kg	
156-59-2	cis-1,2-Dichloroethylene	ND	4.4	ug/kg	
10061-01-5	cis-1,3-Dichloropropene	ND	4.4	ug/kg	
541-73-1	m-Dichlorobenzene	ND	4.4	ug/kg	
95-50-1	o-Dichlorobenzene	ND	4.4	ug/kg	
106-46-7	p-Dichlorobenzene	ND	4.4	ug/kg	

ND = Not detected

RL = Reporting Limit

E = Indicates value exceeds calibration range

J = Indicates an estimated value

B = Indicates analyte found in associated method blank

N = Indicates presumptive evidence of a compound

# Report of Analysis

<b>Client Sample ID:</b> B27-2'		<b>Date Sampled:</b> 07/07/16
<b>Lab Sample ID:</b> C46435-1		<b>Date Received:</b> 07/07/16
<b>Matrix:</b> SO - Soil		<b>Percent Solids:</b> n/a <sup>a</sup>
<b>Method:</b> SW846 8260B		
<b>Project:</b> Premier Hyundai 2820 Broadway Oakland		

**VOA 8260 List**

CAS No.	Compound	Result	RL	Units	Q
156-60-5	trans-1,2-Dichloroethylene	ND	4.4	ug/kg	
10061-02-6	trans-1,3-Dichloropropene	ND	4.4	ug/kg	
100-41-4	Ethylbenzene	ND	4.4	ug/kg	
637-92-3	Ethyl tert-Butyl Ether	ND	4.4	ug/kg	
591-78-6	2-Hexanone	ND	18	ug/kg	
87-68-3	Hexachlorobutadiene	ND	4.4	ug/kg	
98-82-8	Isopropylbenzene	ND	4.4	ug/kg	
99-87-6	p-Isopropyltoluene	ND	4.4	ug/kg	
108-10-1	4-Methyl-2-pentanone	ND	18	ug/kg	
74-83-9	Methyl bromide	ND	4.4	ug/kg	
74-87-3	Methyl chloride	ND	4.4	ug/kg	
74-95-3	Methylene bromide	ND	4.4	ug/kg	
75-09-2	Methylene chloride	ND	18	ug/kg	
78-93-3	Methyl ethyl ketone	38.3	18	ug/kg	
1634-04-4	Methyl Tert Butyl Ether	ND	4.4	ug/kg	
91-20-3	Naphthalene	ND	4.4	ug/kg	
103-65-1	n-Propylbenzene	ND	4.4	ug/kg	
100-42-5	Styrene	ND	4.4	ug/kg	
994-05-8	Tert-Amyl Methyl Ether	ND	4.4	ug/kg	
75-65-0	Tert Butyl Alcohol	ND	35	ug/kg	
630-20-6	1,1,1,2-Tetrachloroethane	ND	4.4	ug/kg	
71-55-6	1,1,1-Trichloroethane	ND	4.4	ug/kg	
79-34-5	1,1,2,2-Tetrachloroethane	ND	4.4	ug/kg	
79-00-5	1,1,2-Trichloroethane	ND	4.4	ug/kg	
87-61-6	1,2,3-Trichlorobenzene	ND	4.4	ug/kg	
96-18-4	1,2,3-Trichloropropane	ND	4.4	ug/kg	
120-82-1	1,2,4-Trichlorobenzene	ND	4.4	ug/kg	
95-63-6	1,2,4-Trimethylbenzene	ND	4.4	ug/kg	
108-67-8	1,3,5-Trimethylbenzene	ND	4.4	ug/kg	
127-18-4	Tetrachloroethylene	ND	4.4	ug/kg	
108-88-3	Toluene	ND	4.4	ug/kg	
79-01-6	Trichloroethylene	ND	4.4	ug/kg	
75-69-4	Trichlorofluoromethane	ND	4.4	ug/kg	
75-01-4	Vinyl chloride	ND	4.4	ug/kg	
1330-20-7	Xylene (total)	ND	8.8	ug/kg	

CAS No.	Surrogate Recoveries	Run# 1	Run# 2	Limits
1868-53-7	Dibromofluoromethane	98%		72-140%
2037-26-5	Toluene-D8	99%		87-113%

ND = Not detected  
 RL = Reporting Limit  
 E = Indicates value exceeds calibration range

J = Indicates an estimated value  
 B = Indicates analyte found in associated method blank  
 N = Indicates presumptive evidence of a compound

## Report of Analysis

<b>Client Sample ID:</b> B27-2'	
<b>Lab Sample ID:</b> C46435-1	<b>Date Sampled:</b> 07/07/16
<b>Matrix:</b> SO - Soil	<b>Date Received:</b> 07/07/16
<b>Method:</b> SW846 8260B	<b>Percent Solids:</b> n/a <sup>a</sup>
<b>Project:</b> Premier Hyundai 2820 Broadway Oakland	

### VOA 8260 List

CAS No.	Surrogate Recoveries	Run# 1	Run# 2	Limits
460-00-4	4-Bromofluorobenzene	89%		81-115%

- (a) All results reported on a wet weight basis.
- (b) CCV outside of control limits (biased high); not detected in sample.

ND = Not detected  
 RL = Reporting Limit  
 E = Indicates value exceeds calibration range

J = Indicates an estimated value  
 B = Indicates analyte found in associated method blank  
 N = Indicates presumptive evidence of a compound

SGS Accutest

## Report of Analysis

Page 1 of 1

<b>Client Sample ID:</b> B27-2'		<b>Date Sampled:</b> 07/07/16
<b>Lab Sample ID:</b> C46435-1		<b>Date Received:</b> 07/07/16
<b>Matrix:</b> SO - Soil		<b>Percent Solids:</b> n/a <sup>a</sup>
<b>Method:</b> SW846 8015B M SW846 3550B		
<b>Project:</b> Premier Hyundai 2820 Broadway Oakland		

	File ID	DF	Analyzed	By	Prep Date	Prep Batch	Analytical Batch
Run #1	BB5209.D	2	07/10/16	MT	07/08/16	OP14613	GBB170
Run #2							

	Initial Weight	Final Volume
Run #1	30.2 g	1.0 ml
Run #2		

## TPH Extractable

CAS No.	Compound	Result	RL	Units	Q
	TPH (C10-C28)	74.0	6.6	mg/kg	
	TPH (> C28-C40)	113	6.6	mg/kg	
CAS No.	Surrogate Recoveries	Run# 1	Run# 2	Limits	
630-01-3	Hexacosane	79%		38-146%	

(a) All results reported on a wet weight basis.

ND = Not detected  
 RL = Reporting Limit  
 E = Indicates value exceeds calibration range

J = Indicates an estimated value  
 B = Indicates analyte found in associated method blank  
 N = Indicates presumptive evidence of a compound

## Report of Analysis

<b>Client Sample ID:</b> B27-2'	
<b>Lab Sample ID:</b> C46435-1	<b>Date Sampled:</b> 07/07/16
<b>Matrix:</b> SO - Soil	<b>Date Received:</b> 07/07/16
	<b>Percent Solids:</b> n/a <sup>a</sup>
<b>Project:</b> Premier Hyundai 2820 Broadway Oakland	

### Metals Analysis

Analyte	Result	RL	Units	DF	Prep	Analyzed By	Method	Prep Method
Lead	45.9	1.9	mg/kg	1	07/11/16	07/13/16 RS	SW846 6010B <sup>1</sup>	SW846 3050B <sup>2</sup>

(1) Instrument QC Batch: MA6001

(2) Prep QC Batch: MP11595

(a) All results reported on a wet weight basis.

---

RL = Reporting Limit

SGS Accutest

## Report of Analysis

Page 1 of 3

<b>Client Sample ID:</b> B27-4'		<b>Date Sampled:</b> 07/07/16
<b>Lab Sample ID:</b> C46435-2		<b>Date Received:</b> 07/07/16
<b>Matrix:</b> SO - Soil		<b>Percent Solids:</b> n/a <sup>a</sup>
<b>Method:</b> SW846 8260B		
<b>Project:</b> Premier Hyundai 2820 Broadway Oakland		

Run #1	File ID	DF	Analyzed	By	Prep Date	Prep Batch	Analytical Batch
Run #1	L49976.D	1	07/12/16	JT	n/a	n/a	VL1499
Run #2							

Run #1	Initial Weight
Run #1	5.13 g
Run #2	

## VOA 8260 List

CAS No.	Compound	Result	RL	Units	Q
67-64-1	Acetone	83.3	39	ug/kg	
71-43-2	Benzene	ND	4.9	ug/kg	
108-86-1	Bromobenzene	ND	4.9	ug/kg	
74-97-5	Bromochloromethane	ND	4.9	ug/kg	
75-27-4	Bromodichloromethane	ND	4.9	ug/kg	
75-25-2	Bromoform	ND	4.9	ug/kg	
104-51-8	n-Butylbenzene	ND	4.9	ug/kg	
135-98-8	sec-Butylbenzene	ND	4.9	ug/kg	
98-06-6	tert-Butylbenzene	ND	4.9	ug/kg	
108-90-7	Chlorobenzene	ND	4.9	ug/kg	
75-00-3	Chloroethane	ND	4.9	ug/kg	
67-66-3	Chloroform	ND	4.9	ug/kg	
95-49-8	o-Chlorotoluene	ND	4.9	ug/kg	
106-43-4	p-Chlorotoluene	ND	4.9	ug/kg	
56-23-5	Carbon tetrachloride	ND	4.9	ug/kg	
75-34-3	1,1-Dichloroethane	ND	4.9	ug/kg	
75-35-4	1,1-Dichloroethylene	ND	4.9	ug/kg	
563-58-6	1,1-Dichloropropene	ND	4.9	ug/kg	
96-12-8	1,2-Dibromo-3-chloropropane	ND	4.9	ug/kg	
106-93-4	1,2-Dibromoethane	ND	4.9	ug/kg	
107-06-2	1,2-Dichloroethane	ND	4.9	ug/kg	
78-87-5	1,2-Dichloropropane	ND	4.9	ug/kg	
142-28-9	1,3-Dichloropropane	ND	4.9	ug/kg	
108-20-3	Di-Isopropyl ether	ND	4.9	ug/kg	
594-20-7	2,2-Dichloropropane	ND	4.9	ug/kg	
124-48-1	Dibromochloromethane	ND	4.9	ug/kg	
75-71-8	Dichlorodifluoromethane <sup>b</sup>	ND	4.9	ug/kg	
156-59-2	cis-1,2-Dichloroethylene	ND	4.9	ug/kg	
10061-01-5	cis-1,3-Dichloropropene	ND	4.9	ug/kg	
541-73-1	m-Dichlorobenzene	ND	4.9	ug/kg	
95-50-1	o-Dichlorobenzene	ND	4.9	ug/kg	
106-46-7	p-Dichlorobenzene	ND	4.9	ug/kg	

ND = Not detected

RL = Reporting Limit

E = Indicates value exceeds calibration range

J = Indicates an estimated value

B = Indicates analyte found in associated method blank

N = Indicates presumptive evidence of a compound

# Report of Analysis

<b>Client Sample ID:</b> B27-4'		<b>Date Sampled:</b> 07/07/16
<b>Lab Sample ID:</b> C46435-2		<b>Date Received:</b> 07/07/16
<b>Matrix:</b> SO - Soil		<b>Percent Solids:</b> n/a <sup>a</sup>
<b>Method:</b> SW846 8260B		
<b>Project:</b> Premier Hyundai 2820 Broadway Oakland		

## VOA 8260 List

CAS No.	Compound	Result	RL	Units	Q
156-60-5	trans-1,2-Dichloroethylene	ND	4.9	ug/kg	
10061-02-6	trans-1,3-Dichloropropene	ND	4.9	ug/kg	
100-41-4	Ethylbenzene	ND	4.9	ug/kg	
637-92-3	Ethyl tert-Butyl Ether	ND	4.9	ug/kg	
591-78-6	2-Hexanone	ND	19	ug/kg	
87-68-3	Hexachlorobutadiene	ND	4.9	ug/kg	
98-82-8	Isopropylbenzene	ND	4.9	ug/kg	
99-87-6	p-Isopropyltoluene	ND	4.9	ug/kg	
108-10-1	4-Methyl-2-pentanone	ND	19	ug/kg	
74-83-9	Methyl bromide	ND	4.9	ug/kg	
74-87-3	Methyl chloride	ND	4.9	ug/kg	
74-95-3	Methylene bromide	ND	4.9	ug/kg	
75-09-2	Methylene chloride	ND	19	ug/kg	
78-93-3	Methyl ethyl ketone	ND	19	ug/kg	
1634-04-4	Methyl Tert Butyl Ether	ND	4.9	ug/kg	
91-20-3	Naphthalene	ND	4.9	ug/kg	
103-65-1	n-Propylbenzene	ND	4.9	ug/kg	
100-42-5	Styrene	ND	4.9	ug/kg	
994-05-8	Tert-Amyl Methyl Ether	ND	4.9	ug/kg	
75-65-0	Tert Butyl Alcohol	ND	39	ug/kg	
630-20-6	1,1,1,2-Tetrachloroethane	ND	4.9	ug/kg	
71-55-6	1,1,1-Trichloroethane	ND	4.9	ug/kg	
79-34-5	1,1,2,2-Tetrachloroethane	ND	4.9	ug/kg	
79-00-5	1,1,2-Trichloroethane	ND	4.9	ug/kg	
87-61-6	1,2,3-Trichlorobenzene	ND	4.9	ug/kg	
96-18-4	1,2,3-Trichloropropane	ND	4.9	ug/kg	
120-82-1	1,2,4-Trichlorobenzene	ND	4.9	ug/kg	
95-63-6	1,2,4-Trimethylbenzene	ND	4.9	ug/kg	
108-67-8	1,3,5-Trimethylbenzene	ND	4.9	ug/kg	
127-18-4	Tetrachloroethylene	ND	4.9	ug/kg	
108-88-3	Toluene	ND	4.9	ug/kg	
79-01-6	Trichloroethylene	ND	4.9	ug/kg	
75-69-4	Trichlorofluoromethane	ND	4.9	ug/kg	
75-01-4	Vinyl chloride	ND	4.9	ug/kg	
1330-20-7	Xylene (total)	ND	9.7	ug/kg	

CAS No.	Surrogate Recoveries	Run# 1	Run# 2	Limits
1868-53-7	Dibromofluoromethane	92%		72-140%
2037-26-5	Toluene-D8	97%		87-113%

ND = Not detected

RL = Reporting Limit

E = Indicates value exceeds calibration range

J = Indicates an estimated value

B = Indicates analyte found in associated method blank

N = Indicates presumptive evidence of a compound

## Report of Analysis

<b>Client Sample ID:</b> B27-4'	
<b>Lab Sample ID:</b> C46435-2	<b>Date Sampled:</b> 07/07/16
<b>Matrix:</b> SO - Soil	<b>Date Received:</b> 07/07/16
<b>Method:</b> SW846 8260B	<b>Percent Solids:</b> n/a <sup>a</sup>
<b>Project:</b> Premier Hyundai 2820 Broadway Oakland	

### VOA 8260 List

CAS No.	Surrogate Recoveries	Run# 1	Run# 2	Limits
460-00-4	4-Bromofluorobenzene	93%		81-115%

- (a) All results reported on a wet weight basis.
- (b) CCV outside of control limits (biased high); not detected in sample.

ND = Not detected  
 RL = Reporting Limit  
 E = Indicates value exceeds calibration range

J = Indicates an estimated value  
 B = Indicates analyte found in associated method blank  
 N = Indicates presumptive evidence of a compound



SGS Accutest

## Report of Analysis

Page 1 of 1

<b>Client Sample ID:</b> B27-4'		<b>Date Sampled:</b> 07/07/16
<b>Lab Sample ID:</b> C46435-2		<b>Date Received:</b> 07/07/16
<b>Matrix:</b> SO - Soil		<b>Percent Solids:</b> n/a <sup>a</sup>
<b>Method:</b> SW846 8015B M SW846 3550B		
<b>Project:</b> Premier Hyundai 2820 Broadway Oakland		

Run #	File ID	DF	Analyzed	By	Prep Date	Prep Batch	Analytical Batch
Run #1	BB5190.D	1	07/09/16	MT	07/08/16	OP14613	GBB170
Run #2							

Run #	Initial Weight	Final Volume
Run #1	30.2 g	1.0 ml
Run #2		

## TPH Extractable

CAS No.	Compound	Result	RL	Units	Q
	TPH (C10-C28)	7.55	3.3	mg/kg	
	TPH (> C28-C40)	13.3	3.3	mg/kg	
CAS No.	Surrogate Recoveries	Run# 1	Run# 2	Limits	
630-01-3	Hexacosane	79%		38-146%	

(a) All results reported on a wet weight basis.

ND = Not detected  
 RL = Reporting Limit  
 E = Indicates value exceeds calibration range

J = Indicates an estimated value  
 B = Indicates analyte found in associated method blank  
 N = Indicates presumptive evidence of a compound

## Report of Analysis

<b>Client Sample ID:</b> B27-4'	
<b>Lab Sample ID:</b> C46435-2	<b>Date Sampled:</b> 07/07/16
<b>Matrix:</b> SO - Soil	<b>Date Received:</b> 07/07/16
	<b>Percent Solids:</b> n/a <sup>a</sup>
<b>Project:</b> Premier Hyundai 2820 Broadway Oakland	

### Metals Analysis

Analyte	Result	RL	Units	DF	Prep	Analyzed By	Method	Prep Method
Lead	3.9	1.9	mg/kg	1	07/11/16	07/13/16 RS	SW846 6010B <sup>1</sup>	SW846 3050B <sup>2</sup>

(1) Instrument QC Batch: MA6001

(2) Prep QC Batch: MP11595

(a) All results reported on a wet weight basis.

---

RL = Reporting Limit

SGS Accutest

## Report of Analysis

Page 1 of 3

<b>Client Sample ID:</b> B27-10'		<b>Date Sampled:</b> 07/07/16
<b>Lab Sample ID:</b> C46435-3		<b>Date Received:</b> 07/07/16
<b>Matrix:</b> SO - Soil		<b>Percent Solids:</b> n/a <sup>a</sup>
<b>Method:</b> SW846 8260B		
<b>Project:</b> Premier Hyundai 2820 Broadway Oakland		

Run #1	File ID	DF	Analyzed	By	Prep Date	Prep Batch	Analytical Batch
Run #1	M61842.D	1	07/13/16	JT	n/a	n/a	VM1859
Run #2							

Run #1	Initial Weight	Final Volume	Methanol Aliquot
Run #1	5.07 g	5.0 ml	100 ul
Run #2			

## VOA 8260 List

CAS No.	Compound	Result	RL	Units	Q
67-64-1	Acetone	ND	2000	ug/kg	
71-43-2	Benzene	ND	250	ug/kg	
108-86-1	Bromobenzene	ND	250	ug/kg	
74-97-5	Bromochloromethane	ND	250	ug/kg	
75-27-4	Bromodichloromethane	ND	250	ug/kg	
75-25-2	Bromoform	ND	250	ug/kg	
104-51-8	n-Butylbenzene	ND	250	ug/kg	
135-98-8	sec-Butylbenzene	ND	250	ug/kg	
98-06-6	tert-Butylbenzene	ND	250	ug/kg	
108-90-7	Chlorobenzene	ND	250	ug/kg	
75-00-3	Chloroethane	ND	250	ug/kg	
67-66-3	Chloroform	ND	250	ug/kg	
95-49-8	o-Chlorotoluene	ND	250	ug/kg	
106-43-4	p-Chlorotoluene	ND	250	ug/kg	
56-23-5	Carbon tetrachloride	ND	250	ug/kg	
75-34-3	1,1-Dichloroethane	ND	250	ug/kg	
75-35-4	1,1-Dichloroethylene	ND	250	ug/kg	
563-58-6	1,1-Dichloropropene	ND	250	ug/kg	
96-12-8	1,2-Dibromo-3-chloropropane	ND	250	ug/kg	
106-93-4	1,2-Dibromoethane	ND	250	ug/kg	
107-06-2	1,2-Dichloroethane	ND	250	ug/kg	
78-87-5	1,2-Dichloropropane	ND	250	ug/kg	
142-28-9	1,3-Dichloropropane	ND	250	ug/kg	
108-20-3	Di-Isopropyl ether	ND	250	ug/kg	
594-20-7	2,2-Dichloropropane	ND	250	ug/kg	
124-48-1	Dibromochloromethane	ND	250	ug/kg	
75-71-8	Dichlorodifluoromethane	ND	250	ug/kg	
156-59-2	cis-1,2-Dichloroethylene	ND	250	ug/kg	
10061-01-5	cis-1,3-Dichloropropene	ND	250	ug/kg	
541-73-1	m-Dichlorobenzene	ND	250	ug/kg	
95-50-1	o-Dichlorobenzene	ND	250	ug/kg	
106-46-7	p-Dichlorobenzene	ND	250	ug/kg	

ND = Not detected

RL = Reporting Limit

E = Indicates value exceeds calibration range

J = Indicates an estimated value

B = Indicates analyte found in associated method blank

N = Indicates presumptive evidence of a compound

## Report of Analysis

<b>Client Sample ID:</b>	B27-10'	<b>Date Sampled:</b>	07/07/16
<b>Lab Sample ID:</b>	C46435-3	<b>Date Received:</b>	07/07/16
<b>Matrix:</b>	SO - Soil	<b>Percent Solids:</b>	n/a <sup>a</sup>
<b>Method:</b>	SW846 8260B		
<b>Project:</b>	Premier Hyundai 2820 Broadway Oakland		

## VOA 8260 List

CAS No.	Compound	Result	RL	Units	Q
156-60-5	trans-1,2-Dichloroethylene	ND	250	ug/kg	
10061-02-6	trans-1,3-Dichloropropene	ND	250	ug/kg	
100-41-4	Ethylbenzene	ND	250	ug/kg	
637-92-3	Ethyl tert-Butyl Ether	ND	250	ug/kg	
591-78-6	2-Hexanone	ND	990	ug/kg	
87-68-3	Hexachlorobutadiene	ND	250	ug/kg	
98-82-8	Isopropylbenzene	ND	250	ug/kg	
99-87-6	p-Isopropyltoluene	ND	250	ug/kg	
108-10-1	4-Methyl-2-pentanone	ND	990	ug/kg	
74-83-9	Methyl bromide	ND	250	ug/kg	
74-87-3	Methyl chloride	ND	250	ug/kg	
74-95-3	Methylene bromide	ND	250	ug/kg	
75-09-2	Methylene chloride	ND	990	ug/kg	
78-93-3	Methyl ethyl ketone	ND	990	ug/kg	
1634-04-4	Methyl Tert Butyl Ether	ND	250	ug/kg	
91-20-3	Naphthalene	ND	250	ug/kg	
103-65-1	n-Propylbenzene	ND	250	ug/kg	
100-42-5	Styrene	ND	250	ug/kg	
994-05-8	Tert-Amyl Methyl Ether	ND	250	ug/kg	
75-65-0	Tert Butyl Alcohol	ND	2000	ug/kg	
630-20-6	1,1,1,2-Tetrachloroethane	ND	250	ug/kg	
71-55-6	1,1,1-Trichloroethane	ND	250	ug/kg	
79-34-5	1,1,2,2-Tetrachloroethane	ND	250	ug/kg	
79-00-5	1,1,2-Trichloroethane	ND	250	ug/kg	
87-61-6	1,2,3-Trichlorobenzene	ND	250	ug/kg	
96-18-4	1,2,3-Trichloropropane	ND	250	ug/kg	
120-82-1	1,2,4-Trichlorobenzene	ND	250	ug/kg	
95-63-6	1,2,4-Trimethylbenzene	ND	250	ug/kg	
108-67-8	1,3,5-Trimethylbenzene	ND	250	ug/kg	
127-18-4	Tetrachloroethylene	ND	250	ug/kg	
108-88-3	Toluene	ND	250	ug/kg	
79-01-6	Trichloroethylene	ND	250	ug/kg	
75-69-4	Trichlorofluoromethane	ND	250	ug/kg	
75-01-4	Vinyl chloride	ND	250	ug/kg	
1330-20-7	Xylene (total)	ND	490	ug/kg	

CAS No.	Surrogate Recoveries	Run# 1	Run# 2	Limits
1868-53-7	Dibromofluoromethane	96%		72-140%
2037-26-5	Toluene-D8	97%		87-113%

ND = Not detected

RL = Reporting Limit

E = Indicates value exceeds calibration range

J = Indicates an estimated value

B = Indicates analyte found in associated method blank

N = Indicates presumptive evidence of a compound

## Report of Analysis

<b>Client Sample ID:</b> B27-10'	
<b>Lab Sample ID:</b> C46435-3	<b>Date Sampled:</b> 07/07/16
<b>Matrix:</b> SO - Soil	<b>Date Received:</b> 07/07/16
<b>Method:</b> SW846 8260B	<b>Percent Solids:</b> n/a <sup>a</sup>
<b>Project:</b> Premier Hyundai 2820 Broadway Oakland	

## VOA 8260 List

CAS No.	Surrogate Recoveries	Run# 1	Run# 2	Limits
460-00-4	4-Bromofluorobenzene	113%		81-115%

(a) All results reported on a wet weight basis.

ND = Not detected  
 RL = Reporting Limit  
 E = Indicates value exceeds calibration range

J = Indicates an estimated value  
 B = Indicates analyte found in associated method blank  
 N = Indicates presumptive evidence of a compound

## Report of Analysis

<b>Client Sample ID:</b> B27-10'		<b>Date Sampled:</b> 07/07/16
<b>Lab Sample ID:</b> C46435-3		<b>Date Received:</b> 07/07/16
<b>Matrix:</b> SO - Soil		<b>Percent Solids:</b> n/a <sup>a</sup>
<b>Method:</b> SW846 8015B M SW846 3550B		
<b>Project:</b> Premier Hyundai 2820 Broadway Oakland		

	File ID	DF	Analyzed	By	Prep Date	Prep Batch	Analytical Batch
Run #1	BB5191.D	1	07/09/16	MT	07/08/16	OP14613	GBB170
Run #2							

	Initial Weight	Final Volume
Run #1	30.1 g	1.0 ml
Run #2		

## TPH Extractable

CAS No.	Compound	Result	RL	Units	Q
	TPH (C10-C28)	11.5	3.3	mg/kg	
	TPH (> C28-C40)	9.11	3.3	mg/kg	
CAS No.	Surrogate Recoveries	Run# 1	Run# 2	Limits	
630-01-3	Hexacosane	71%		38-146%	

(a) All results reported on a wet weight basis.

ND = Not detected  
 RL = Reporting Limit  
 E = Indicates value exceeds calibration range

J = Indicates an estimated value  
 B = Indicates analyte found in associated method blank  
 N = Indicates presumptive evidence of a compound

## Report of Analysis

<b>Client Sample ID:</b> B27-10'	<b>Date Sampled:</b> 07/07/16
<b>Lab Sample ID:</b> C46435-3	<b>Date Received:</b> 07/07/16
<b>Matrix:</b> SO - Soil	<b>Percent Solids:</b> n/a <sup>a</sup>
<b>Project:</b> Premier Hyundai 2820 Broadway Oakland	

### Metals Analysis

Analyte	Result	RL	Units	DF	Prep	Analyzed By	Method	Prep Method
Lead	9.7	2.0	mg/kg	1	07/11/16	07/13/16 RS	SW846 6010B <sup>1</sup>	SW846 3050B <sup>2</sup>

(1) Instrument QC Batch: MA6001

(2) Prep QC Batch: MP11595

(a) All results reported on a wet weight basis.

---

RL = Reporting Limit

SGS Accutest

## Report of Analysis

Page 1 of 3

34  
3

<b>Client Sample ID:</b> B27-15'	<b>Date Sampled:</b> 07/07/16
<b>Lab Sample ID:</b> C46435-4	<b>Date Received:</b> 07/07/16
<b>Matrix:</b> SO - Soil	<b>Percent Solids:</b> n/a <sup>a</sup>
<b>Method:</b> SW846 8260B	
<b>Project:</b> Premier Hyundai 2820 Broadway Oakland	

Run #1	File ID	DF	Analyzed	By	Prep Date	Prep Batch	Analytical Batch
Run #1	L49980.D	1	07/12/16	JT	n/a	n/a	VL1499
Run #2							

	Initial Weight
Run #1	5.13 g
Run #2	

## VOA 8260 List

CAS No.	Compound	Result	RL	Units	Q
67-64-1	Acetone	ND	39	ug/kg	
71-43-2	Benzene	31.6	4.9	ug/kg	
108-86-1	Bromobenzene	ND	4.9	ug/kg	
74-97-5	Bromochloromethane	ND	4.9	ug/kg	
75-27-4	Bromodichloromethane	ND	4.9	ug/kg	
75-25-2	Bromoform	ND	4.9	ug/kg	
104-51-8	n-Butylbenzene	ND	4.9	ug/kg	
135-98-8	sec-Butylbenzene	ND	4.9	ug/kg	
98-06-6	tert-Butylbenzene	ND	4.9	ug/kg	
108-90-7	Chlorobenzene	ND	4.9	ug/kg	
75-00-3	Chloroethane	ND	4.9	ug/kg	
67-66-3	Chloroform	ND	4.9	ug/kg	
95-49-8	o-Chlorotoluene	ND	4.9	ug/kg	
106-43-4	p-Chlorotoluene	ND	4.9	ug/kg	
56-23-5	Carbon tetrachloride	ND	4.9	ug/kg	
75-34-3	1,1-Dichloroethane	ND	4.9	ug/kg	
75-35-4	1,1-Dichloroethylene	ND	4.9	ug/kg	
563-58-6	1,1-Dichloropropene	ND	4.9	ug/kg	
96-12-8	1,2-Dibromo-3-chloropropane	ND	4.9	ug/kg	
106-93-4	1,2-Dibromoethane	ND	4.9	ug/kg	
107-06-2	1,2-Dichloroethane	ND	4.9	ug/kg	
78-87-5	1,2-Dichloropropane	ND	4.9	ug/kg	
142-28-9	1,3-Dichloropropane	ND	4.9	ug/kg	
108-20-3	Di-Isopropyl ether	ND	4.9	ug/kg	
594-20-7	2,2-Dichloropropane	ND	4.9	ug/kg	
124-48-1	Dibromochloromethane	ND	4.9	ug/kg	
75-71-8	Dichlorodifluoromethane <sup>b</sup>	ND	4.9	ug/kg	
156-59-2	cis-1,2-Dichloroethylene	ND	4.9	ug/kg	
10061-01-5	cis-1,3-Dichloropropene	ND	4.9	ug/kg	
541-73-1	m-Dichlorobenzene	ND	4.9	ug/kg	
95-50-1	o-Dichlorobenzene	ND	4.9	ug/kg	
106-46-7	p-Dichlorobenzene	ND	4.9	ug/kg	

ND = Not detected

RL = Reporting Limit

E = Indicates value exceeds calibration range

J = Indicates an estimated value

B = Indicates analyte found in associated method blank

N = Indicates presumptive evidence of a compound



## Report of Analysis

<b>Client Sample ID:</b>	B27-15'	<b>Date Sampled:</b>	07/07/16
<b>Lab Sample ID:</b>	C46435-4	<b>Date Received:</b>	07/07/16
<b>Matrix:</b>	SO - Soil	<b>Percent Solids:</b>	n/a <sup>a</sup>
<b>Method:</b>	SW846 8260B		
<b>Project:</b>	Premier Hyundai 2820 Broadway Oakland		

## VOA 8260 List

CAS No.	Compound	Result	RL	Units	Q
156-60-5	trans-1,2-Dichloroethylene	ND	4.9	ug/kg	
10061-02-6	trans-1,3-Dichloropropene	ND	4.9	ug/kg	
100-41-4	Ethylbenzene	6.7	4.9	ug/kg	
637-92-3	Ethyl tert-Butyl Ether	ND	4.9	ug/kg	
591-78-6	2-Hexanone	ND	19	ug/kg	
87-68-3	Hexachlorobutadiene	ND	4.9	ug/kg	
98-82-8	Isopropylbenzene	ND	4.9	ug/kg	
99-87-6	p-Isopropyltoluene	ND	4.9	ug/kg	
108-10-1	4-Methyl-2-pentanone	ND	19	ug/kg	
74-83-9	Methyl bromide	ND	4.9	ug/kg	
74-87-3	Methyl chloride	ND	4.9	ug/kg	
74-95-3	Methylene bromide	ND	4.9	ug/kg	
75-09-2	Methylene chloride	ND	19	ug/kg	
78-93-3	Methyl ethyl ketone	ND	19	ug/kg	
1634-04-4	Methyl Tert Butyl Ether	ND	4.9	ug/kg	
91-20-3	Naphthalene	ND	4.9	ug/kg	
103-65-1	n-Propylbenzene	ND	4.9	ug/kg	
100-42-5	Styrene	ND	4.9	ug/kg	
994-05-8	Tert-Amyl Methyl Ether	ND	4.9	ug/kg	
75-65-0	Tert Butyl Alcohol	ND	39	ug/kg	
630-20-6	1,1,1,2-Tetrachloroethane	ND	4.9	ug/kg	
71-55-6	1,1,1-Trichloroethane	ND	4.9	ug/kg	
79-34-5	1,1,2,2-Tetrachloroethane	ND	4.9	ug/kg	
79-00-5	1,1,2-Trichloroethane	ND	4.9	ug/kg	
87-61-6	1,2,3-Trichlorobenzene	ND	4.9	ug/kg	
96-18-4	1,2,3-Trichloropropane	ND	4.9	ug/kg	
120-82-1	1,2,4-Trichlorobenzene	ND	4.9	ug/kg	
95-63-6	1,2,4-Trimethylbenzene	ND	4.9	ug/kg	
108-67-8	1,3,5-Trimethylbenzene	ND	4.9	ug/kg	
127-18-4	Tetrachloroethylene	ND	4.9	ug/kg	
108-88-3	Toluene	ND	4.9	ug/kg	
79-01-6	Trichloroethylene	ND	4.9	ug/kg	
75-69-4	Trichlorofluoromethane	ND	4.9	ug/kg	
75-01-4	Vinyl chloride	ND	4.9	ug/kg	
1330-20-7	Xylene (total)	ND	9.7	ug/kg	

CAS No.	Surrogate Recoveries	Run# 1	Run# 2	Limits
1868-53-7	Dibromofluoromethane	94%		72-140%
2037-26-5	Toluene-D8	97%		87-113%

ND = Not detected

RL = Reporting Limit

E = Indicates value exceeds calibration range

J = Indicates an estimated value

B = Indicates analyte found in associated method blank

N = Indicates presumptive evidence of a compound

## Report of Analysis

<b>Client Sample ID:</b> B27-15'		<b>Date Sampled:</b> 07/07/16
<b>Lab Sample ID:</b> C46435-4		<b>Date Received:</b> 07/07/16
<b>Matrix:</b> SO - Soil		<b>Percent Solids:</b> n/a <sup>a</sup>
<b>Method:</b> SW846 8260B		
<b>Project:</b> Premier Hyundai 2820 Broadway Oakland		

**VOA 8260 List**

CAS No.	Surrogate Recoveries	Run# 1	Run# 2	Limits
460-00-4	4-Bromofluorobenzene	95%		81-115%

- (a) All results reported on a wet weight basis.
- (b) CCV outside of control limits (biased high); not detected in sample.

ND = Not detected  
 RL = Reporting Limit  
 E = Indicates value exceeds calibration range

J = Indicates an estimated value  
 B = Indicates analyte found in associated method blank  
 N = Indicates presumptive evidence of a compound

SGS Accutest

## Report of Analysis

Page 1 of 1

34

3

<b>Client Sample ID:</b> B27-15'		<b>Date Sampled:</b> 07/07/16
<b>Lab Sample ID:</b> C46435-4		<b>Date Received:</b> 07/07/16
<b>Matrix:</b> SO - Soil		<b>Percent Solids:</b> n/a <sup>a</sup>
<b>Method:</b> SW846 8015B M SW846 3550B		
<b>Project:</b> Premier Hyundai 2820 Broadway Oakland		

	File ID	DF	Analyzed	By	Prep Date	Prep Batch	Analytical Batch
Run #1	BB5192.D	1	07/09/16	MT	07/08/16	OP14613	GBB170
Run #2							

	Initial Weight	Final Volume
Run #1	30.3 g	1.0 ml
Run #2		

## TPH Extractable

CAS No.	Compound	Result	RL	Units	Q
	TPH (C10-C28)	ND	3.3	mg/kg	
	TPH (> C28-C40)	ND	3.3	mg/kg	
CAS No.	Surrogate Recoveries	Run# 1	Run# 2	Limits	
630-01-3	Hexacosane	76%		38-146%	

(a) All results reported on a wet weight basis.

ND = Not detected  
 RL = Reporting Limit  
 E = Indicates value exceeds calibration range

J = Indicates an estimated value  
 B = Indicates analyte found in associated method blank  
 N = Indicates presumptive evidence of a compound

## Report of Analysis

<b>Client Sample ID:</b> B27-15'	<b>Date Sampled:</b> 07/07/16
<b>Lab Sample ID:</b> C46435-4	<b>Date Received:</b> 07/07/16
<b>Matrix:</b> SO - Soil	<b>Percent Solids:</b> n/a <sup>a</sup>
<b>Project:</b> Premier Hyundai 2820 Broadway Oakland	

### Metals Analysis

Analyte	Result	RL	Units	DF	Prep	Analyzed By	Method	Prep Method
Lead	4.8	1.8	mg/kg	1	07/11/16	07/13/16 RS	SW846 6010B <sup>1</sup>	SW846 3050B <sup>2</sup>

(1) Instrument QC Batch: MA6001

(2) Prep QC Batch: MP11595

(a) All results reported on a wet weight basis.

---

RL = Reporting Limit

SGS Accutest

## Report of Analysis

Page 1 of 3

<b>Client Sample ID:</b> B28-2'		<b>Date Sampled:</b> 07/07/16
<b>Lab Sample ID:</b> C46435-7		<b>Date Received:</b> 07/07/16
<b>Matrix:</b> SO - Soil		<b>Percent Solids:</b> n/a <sup>a</sup>
<b>Method:</b> SW846 8260B		
<b>Project:</b> Premier Hyundai 2820 Broadway Oakland		

Run #1	File ID	DF	Analyzed	By	Prep Date	Prep Batch	Analytical Batch
Run #1	L49988.D	1	07/12/16	JT	n/a	n/a	VL1499
Run #2							

Run #1	Initial Weight
Run #1	5.77 g
Run #2	

## VOA 8260 List

CAS No.	Compound	Result	RL	Units	Q
67-64-1	Acetone	ND	35	ug/kg	
71-43-2	Benzene	ND	4.3	ug/kg	
108-86-1	Bromobenzene	ND	4.3	ug/kg	
74-97-5	Bromochloromethane	ND	4.3	ug/kg	
75-27-4	Bromodichloromethane	ND	4.3	ug/kg	
75-25-2	Bromoform	ND	4.3	ug/kg	
104-51-8	n-Butylbenzene	ND	4.3	ug/kg	
135-98-8	sec-Butylbenzene	ND	4.3	ug/kg	
98-06-6	tert-Butylbenzene	ND	4.3	ug/kg	
108-90-7	Chlorobenzene	ND	4.3	ug/kg	
75-00-3	Chloroethane	ND	4.3	ug/kg	
67-66-3	Chloroform	ND	4.3	ug/kg	
95-49-8	o-Chlorotoluene	ND	4.3	ug/kg	
106-43-4	p-Chlorotoluene	ND	4.3	ug/kg	
56-23-5	Carbon tetrachloride	ND	4.3	ug/kg	
75-34-3	1,1-Dichloroethane	ND	4.3	ug/kg	
75-35-4	1,1-Dichloroethylene	ND	4.3	ug/kg	
563-58-6	1,1-Dichloropropene	ND	4.3	ug/kg	
96-12-8	1,2-Dibromo-3-chloropropane	ND	4.3	ug/kg	
106-93-4	1,2-Dibromoethane	ND	4.3	ug/kg	
107-06-2	1,2-Dichloroethane	ND	4.3	ug/kg	
78-87-5	1,2-Dichloropropane	ND	4.3	ug/kg	
142-28-9	1,3-Dichloropropane	ND	4.3	ug/kg	
108-20-3	Di-Isopropyl ether	ND	4.3	ug/kg	
594-20-7	2,2-Dichloropropane	ND	4.3	ug/kg	
124-48-1	Dibromochloromethane	ND	4.3	ug/kg	
75-71-8	Dichlorodifluoromethane <sup>b</sup>	ND	4.3	ug/kg	
156-59-2	cis-1,2-Dichloroethylene	ND	4.3	ug/kg	
10061-01-5	cis-1,3-Dichloropropene	ND	4.3	ug/kg	
541-73-1	m-Dichlorobenzene	ND	4.3	ug/kg	
95-50-1	o-Dichlorobenzene	ND	4.3	ug/kg	
106-46-7	p-Dichlorobenzene	ND	4.3	ug/kg	

ND = Not detected

RL = Reporting Limit

E = Indicates value exceeds calibration range

J = Indicates an estimated value

B = Indicates analyte found in associated method blank

N = Indicates presumptive evidence of a compound

# Report of Analysis

<b>Client Sample ID:</b> B28-2'		<b>Date Sampled:</b> 07/07/16
<b>Lab Sample ID:</b> C46435-7		<b>Date Received:</b> 07/07/16
<b>Matrix:</b> SO - Soil		<b>Percent Solids:</b> n/a <sup>a</sup>
<b>Method:</b> SW846 8260B		
<b>Project:</b> Premier Hyundai 2820 Broadway Oakland		

**VOA 8260 List**

CAS No.	Compound	Result	RL	Units	Q
156-60-5	trans-1,2-Dichloroethylene	ND	4.3	ug/kg	
10061-02-6	trans-1,3-Dichloropropene	ND	4.3	ug/kg	
100-41-4	Ethylbenzene	ND	4.3	ug/kg	
637-92-3	Ethyl tert-Butyl Ether	ND	4.3	ug/kg	
591-78-6	2-Hexanone	ND	17	ug/kg	
87-68-3	Hexachlorobutadiene	ND	4.3	ug/kg	
98-82-8	Isopropylbenzene	ND	4.3	ug/kg	
99-87-6	p-Isopropyltoluene	ND	4.3	ug/kg	
108-10-1	4-Methyl-2-pentanone	ND	17	ug/kg	
74-83-9	Methyl bromide	ND	4.3	ug/kg	
74-87-3	Methyl chloride	ND	4.3	ug/kg	
74-95-3	Methylene bromide	ND	4.3	ug/kg	
75-09-2	Methylene chloride	ND	17	ug/kg	
78-93-3	Methyl ethyl ketone	ND	17	ug/kg	
1634-04-4	Methyl Tert Butyl Ether	ND	4.3	ug/kg	
91-20-3	Naphthalene	ND	4.3	ug/kg	
103-65-1	n-Propylbenzene	ND	4.3	ug/kg	
100-42-5	Styrene	ND	4.3	ug/kg	
994-05-8	Tert-Amyl Methyl Ether	ND	4.3	ug/kg	
75-65-0	Tert Butyl Alcohol	ND	35	ug/kg	
630-20-6	1,1,1,2-Tetrachloroethane	ND	4.3	ug/kg	
71-55-6	1,1,1-Trichloroethane	ND	4.3	ug/kg	
79-34-5	1,1,2,2-Tetrachloroethane	ND	4.3	ug/kg	
79-00-5	1,1,2-Trichloroethane	ND	4.3	ug/kg	
87-61-6	1,2,3-Trichlorobenzene	ND	4.3	ug/kg	
96-18-4	1,2,3-Trichloropropane	ND	4.3	ug/kg	
120-82-1	1,2,4-Trichlorobenzene	ND	4.3	ug/kg	
95-63-6	1,2,4-Trimethylbenzene	ND	4.3	ug/kg	
108-67-8	1,3,5-Trimethylbenzene	ND	4.3	ug/kg	
127-18-4	Tetrachloroethylene	ND	4.3	ug/kg	
108-88-3	Toluene	ND	4.3	ug/kg	
79-01-6	Trichloroethylene	ND	4.3	ug/kg	
75-69-4	Trichlorofluoromethane	ND	4.3	ug/kg	
75-01-4	Vinyl chloride	ND	4.3	ug/kg	
1330-20-7	Xylene (total)	ND	8.7	ug/kg	

CAS No.	Surrogate Recoveries	Run# 1	Run# 2	Limits
1868-53-7	Dibromofluoromethane	89%		72-140%
2037-26-5	Toluene-D8	98%		87-113%

ND = Not detected  
 RL = Reporting Limit  
 E = Indicates value exceeds calibration range

J = Indicates an estimated value  
 B = Indicates analyte found in associated method blank  
 N = Indicates presumptive evidence of a compound

## Report of Analysis

<b>Client Sample ID:</b> B28-2'	
<b>Lab Sample ID:</b> C46435-7	<b>Date Sampled:</b> 07/07/16
<b>Matrix:</b> SO - Soil	<b>Date Received:</b> 07/07/16
<b>Method:</b> SW846 8260B	<b>Percent Solids:</b> n/a <sup>a</sup>
<b>Project:</b> Premier Hyundai 2820 Broadway Oakland	

### VOA 8260 List

CAS No.	Surrogate Recoveries	Run# 1	Run# 2	Limits
460-00-4	4-Bromofluorobenzene	91%		81-115%

- (a) All results reported on a wet weight basis.
- (b) CCV outside of control limits (biased high); not detected in sample.

ND = Not detected  
 RL = Reporting Limit  
 E = Indicates value exceeds calibration range

J = Indicates an estimated value  
 B = Indicates analyte found in associated method blank  
 N = Indicates presumptive evidence of a compound

## Report of Analysis

<b>Client Sample ID:</b> B28-2'		<b>Date Sampled:</b> 07/07/16
<b>Lab Sample ID:</b> C46435-7		<b>Date Received:</b> 07/07/16
<b>Matrix:</b> SO - Soil		<b>Percent Solids:</b> n/a <sup>a</sup>
<b>Method:</b> SW846 8015B M SW846 3550B		
<b>Project:</b> Premier Hyundai 2820 Broadway Oakland		

	File ID	DF	Analyzed	By	Prep Date	Prep Batch	Analytical Batch
Run #1	BB5210.D	2	07/10/16	MT	07/08/16	OP14613	GBB170
Run #2							

	Initial Weight	Final Volume
Run #1	30.2 g	1.0 ml
Run #2		

## TPH Extractable

CAS No.	Compound	Result	RL	Units	Q
	TPH (C10-C28)	33.2	6.6	mg/kg	
	TPH (> C28-C40)	81.2	6.6	mg/kg	
CAS No.	Surrogate Recoveries	Run# 1	Run# 2	Limits	
630-01-3	Hexacosane	85%		38-146%	

(a) All results reported on a wet weight basis.

ND = Not detected  
 RL = Reporting Limit  
 E = Indicates value exceeds calibration range

J = Indicates an estimated value  
 B = Indicates analyte found in associated method blank  
 N = Indicates presumptive evidence of a compound



## Report of Analysis

<b>Client Sample ID:</b> B28-2'	
<b>Lab Sample ID:</b> C46435-7	<b>Date Sampled:</b> 07/07/16
<b>Matrix:</b> SO - Soil	<b>Date Received:</b> 07/07/16
	<b>Percent Solids:</b> n/a <sup>a</sup>
<b>Project:</b> Premier Hyundai 2820 Broadway Oakland	

### Metals Analysis

Analyte	Result	RL	Units	DF	Prep	Analyzed By	Method	Prep Method
Lead	119	1.9	mg/kg	1	07/11/16	07/13/16 RS	SW846 6010B <sup>1</sup>	SW846 3050B <sup>2</sup>

(1) Instrument QC Batch: MA6001

(2) Prep QC Batch: MP11595

(a) All results reported on a wet weight basis.

---

RL = Reporting Limit

SGS Accutest

## Report of Analysis

Page 1 of 3

<b>Client Sample ID:</b> B28-4'		<b>Date Sampled:</b> 07/07/16
<b>Lab Sample ID:</b> C46435-8		<b>Date Received:</b> 07/07/16
<b>Matrix:</b> SO - Soil		<b>Percent Solids:</b> n/a <sup>a</sup>
<b>Method:</b> SW846 8260B		
<b>Project:</b> Premier Hyundai 2820 Broadway Oakland		

Run #1	File ID	DF	Analyzed	By	Prep Date	Prep Batch	Analytical Batch
Run #1	L49961.D	1	07/11/16	JT	n/a	n/a	VL1498
Run #2							

Run #1	Initial Weight
Run #1	5.77 g
Run #2	

## VOA 8260 List

CAS No.	Compound	Result	RL	Units	Q
67-64-1	Acetone	ND	35	ug/kg	
71-43-2	Benzene	ND	4.3	ug/kg	
108-86-1	Bromobenzene	ND	4.3	ug/kg	
74-97-5	Bromochloromethane	ND	4.3	ug/kg	
75-27-4	Bromodichloromethane	ND	4.3	ug/kg	
75-25-2	Bromoform	ND	4.3	ug/kg	
104-51-8	n-Butylbenzene	ND	4.3	ug/kg	
135-98-8	sec-Butylbenzene	ND	4.3	ug/kg	
98-06-6	tert-Butylbenzene	ND	4.3	ug/kg	
108-90-7	Chlorobenzene	ND	4.3	ug/kg	
75-00-3	Chloroethane	ND	4.3	ug/kg	
67-66-3	Chloroform	ND	4.3	ug/kg	
95-49-8	o-Chlorotoluene	ND	4.3	ug/kg	
106-43-4	p-Chlorotoluene	ND	4.3	ug/kg	
56-23-5	Carbon tetrachloride	ND	4.3	ug/kg	
75-34-3	1,1-Dichloroethane	ND	4.3	ug/kg	
75-35-4	1,1-Dichloroethylene	ND	4.3	ug/kg	
563-58-6	1,1-Dichloropropene	ND	4.3	ug/kg	
96-12-8	1,2-Dibromo-3-chloropropane	ND	4.3	ug/kg	
106-93-4	1,2-Dibromoethane	ND	4.3	ug/kg	
107-06-2	1,2-Dichloroethane	ND	4.3	ug/kg	
78-87-5	1,2-Dichloropropane	ND	4.3	ug/kg	
142-28-9	1,3-Dichloropropane	ND	4.3	ug/kg	
108-20-3	Di-Isopropyl ether	ND	4.3	ug/kg	
594-20-7	2,2-Dichloropropane	ND	4.3	ug/kg	
124-48-1	Dibromochloromethane	ND	4.3	ug/kg	
75-71-8	Dichlorodifluoromethane <sup>b</sup>	ND	4.3	ug/kg	
156-59-2	cis-1,2-Dichloroethylene	ND	4.3	ug/kg	
10061-01-5	cis-1,3-Dichloropropene	ND	4.3	ug/kg	
541-73-1	m-Dichlorobenzene	ND	4.3	ug/kg	
95-50-1	o-Dichlorobenzene	ND	4.3	ug/kg	
106-46-7	p-Dichlorobenzene	ND	4.3	ug/kg	

ND = Not detected

RL = Reporting Limit

E = Indicates value exceeds calibration range

J = Indicates an estimated value

B = Indicates analyte found in associated method blank

N = Indicates presumptive evidence of a compound

## Report of Analysis

<b>Client Sample ID:</b>	B28-4'	<b>Date Sampled:</b>	07/07/16
<b>Lab Sample ID:</b>	C46435-8	<b>Date Received:</b>	07/07/16
<b>Matrix:</b>	SO - Soil	<b>Percent Solids:</b>	n/a <sup>a</sup>
<b>Method:</b>	SW846 8260B		
<b>Project:</b>	Premier Hyundai 2820 Broadway Oakland		

## VOA 8260 List

CAS No.	Compound	Result	RL	Units	Q
156-60-5	trans-1,2-Dichloroethylene	ND	4.3	ug/kg	
10061-02-6	trans-1,3-Dichloropropene	ND	4.3	ug/kg	
100-41-4	Ethylbenzene	ND	4.3	ug/kg	
637-92-3	Ethyl tert-Butyl Ether	ND	4.3	ug/kg	
591-78-6	2-Hexanone	ND	17	ug/kg	
87-68-3	Hexachlorobutadiene	ND	4.3	ug/kg	
98-82-8	Isopropylbenzene	ND	4.3	ug/kg	
99-87-6	p-Isopropyltoluene	ND	4.3	ug/kg	
108-10-1	4-Methyl-2-pentanone	ND	17	ug/kg	
74-83-9	Methyl bromide	ND	4.3	ug/kg	
74-87-3	Methyl chloride	ND	4.3	ug/kg	
74-95-3	Methylene bromide	ND	4.3	ug/kg	
75-09-2	Methylene chloride	ND	17	ug/kg	
78-93-3	Methyl ethyl ketone	ND	17	ug/kg	
1634-04-4	Methyl Tert Butyl Ether	ND	4.3	ug/kg	
91-20-3	Naphthalene	ND	4.3	ug/kg	
103-65-1	n-Propylbenzene	ND	4.3	ug/kg	
100-42-5	Styrene	ND	4.3	ug/kg	
994-05-8	Tert-Amyl Methyl Ether	ND	4.3	ug/kg	
75-65-0	Tert Butyl Alcohol	ND	35	ug/kg	
630-20-6	1,1,1,2-Tetrachloroethane	ND	4.3	ug/kg	
71-55-6	1,1,1-Trichloroethane	ND	4.3	ug/kg	
79-34-5	1,1,2,2-Tetrachloroethane	ND	4.3	ug/kg	
79-00-5	1,1,2-Trichloroethane	ND	4.3	ug/kg	
87-61-6	1,2,3-Trichlorobenzene	ND	4.3	ug/kg	
96-18-4	1,2,3-Trichloropropane	ND	4.3	ug/kg	
120-82-1	1,2,4-Trichlorobenzene	ND	4.3	ug/kg	
95-63-6	1,2,4-Trimethylbenzene	ND	4.3	ug/kg	
108-67-8	1,3,5-Trimethylbenzene	ND	4.3	ug/kg	
127-18-4	Tetrachloroethylene	ND	4.3	ug/kg	
108-88-3	Toluene	ND	4.3	ug/kg	
79-01-6	Trichloroethylene	ND	4.3	ug/kg	
75-69-4	Trichlorofluoromethane	ND	4.3	ug/kg	
75-01-4	Vinyl chloride	ND	4.3	ug/kg	
1330-20-7	Xylene (total)	ND	8.7	ug/kg	

CAS No.	Surrogate Recoveries	Run# 1	Run# 2	Limits
1868-53-7	Dibromofluoromethane	100%		72-140%
2037-26-5	Toluene-D8	95%		87-113%

ND = Not detected

RL = Reporting Limit

E = Indicates value exceeds calibration range

J = Indicates an estimated value

B = Indicates analyte found in associated method blank

N = Indicates presumptive evidence of a compound

## Report of Analysis

<b>Client Sample ID:</b> B28-4'		<b>Date Sampled:</b> 07/07/16
<b>Lab Sample ID:</b> C46435-8		<b>Date Received:</b> 07/07/16
<b>Matrix:</b> SO - Soil		<b>Percent Solids:</b> n/a <sup>a</sup>
<b>Method:</b> SW846 8260B		
<b>Project:</b> Premier Hyundai 2820 Broadway Oakland		

### VOA 8260 List

CAS No.	Surrogate Recoveries	Run# 1	Run# 2	Limits
460-00-4	4-Bromofluorobenzene	96%		81-115%

- (a) All results reported on a wet weight basis.
- (b) CCV outside of control limits (biased high); not detected in sample.

ND = Not detected  
 RL = Reporting Limit  
 E = Indicates value exceeds calibration range

J = Indicates an estimated value  
 B = Indicates analyte found in associated method blank  
 N = Indicates presumptive evidence of a compound

## Report of Analysis

<b>Client Sample ID:</b> B28-4'		<b>Date Sampled:</b> 07/07/16
<b>Lab Sample ID:</b> C46435-8		<b>Date Received:</b> 07/07/16
<b>Matrix:</b> SO - Soil		<b>Percent Solids:</b> n/a <sup>a</sup>
<b>Method:</b> SW846 8015B M SW846 3550B		
<b>Project:</b> Premier Hyundai 2820 Broadway Oakland		

	File ID	DF	Analyzed	By	Prep Date	Prep Batch	Analytical Batch
Run #1	BB5211.D	2	07/10/16	MT	07/08/16	OP14613	GBB170
Run #2							

	Initial Weight	Final Volume
Run #1	30.1 g	1.0 ml
Run #2		

## TPH Extractable

CAS No.	Compound	Result	RL	Units	Q
	TPH (C10-C28)	ND	6.6	mg/kg	
	TPH (> C28-C40)	25.2	6.6	mg/kg	
CAS No.	Surrogate Recoveries	Run# 1	Run# 2	Limits	
630-01-3	Hexacosane	80%		38-146%	

(a) All results reported on a wet weight basis.

ND = Not detected  
 RL = Reporting Limit  
 E = Indicates value exceeds calibration range

J = Indicates an estimated value  
 B = Indicates analyte found in associated method blank  
 N = Indicates presumptive evidence of a compound

## Report of Analysis

<b>Client Sample ID:</b> B28-4'	
<b>Lab Sample ID:</b> C46435-8	<b>Date Sampled:</b> 07/07/16
<b>Matrix:</b> SO - Soil	<b>Date Received:</b> 07/07/16
	<b>Percent Solids:</b> n/a <sup>a</sup>
<b>Project:</b> Premier Hyundai 2820 Broadway Oakland	

### Metals Analysis

Analyte	Result	RL	Units	DF	Prep	Analyzed By	Method	Prep Method
Lead	5.3	1.8	mg/kg	1	07/11/16	07/13/16 RS	SW846 6010B <sup>1</sup>	SW846 3050B <sup>2</sup>

(1) Instrument QC Batch: MA6001

(2) Prep QC Batch: MP11595

(a) All results reported on a wet weight basis.

---

RL = Reporting Limit

SGS Accutest

## Report of Analysis

Page 1 of 3

<b>Client Sample ID:</b> B28-10'	<b>Date Sampled:</b> 07/07/16
<b>Lab Sample ID:</b> C46435-9	<b>Date Received:</b> 07/07/16
<b>Matrix:</b> SO - Soil	<b>Percent Solids:</b> n/a <sup>a</sup>
<b>Method:</b> SW846 8260B	
<b>Project:</b> Premier Hyundai 2820 Broadway Oakland	

Run #	File ID	DF	Analyzed	By	Prep Date	Prep Batch	Analytical Batch
Run #1	L49962.D	1	07/11/16	JT	n/a	n/a	VL1498
Run #2							

Run #	Initial Weight
Run #1	5.31 g
Run #2	

## VOA 8260 List

CAS No.	Compound	Result	RL	Units	Q
67-64-1	Acetone	ND	38	ug/kg	
71-43-2	Benzene	ND	4.7	ug/kg	
108-86-1	Bromobenzene	ND	4.7	ug/kg	
74-97-5	Bromochloromethane	ND	4.7	ug/kg	
75-27-4	Bromodichloromethane	ND	4.7	ug/kg	
75-25-2	Bromoform	ND	4.7	ug/kg	
104-51-8	n-Butylbenzene	ND	4.7	ug/kg	
135-98-8	sec-Butylbenzene	ND	4.7	ug/kg	
98-06-6	tert-Butylbenzene	ND	4.7	ug/kg	
108-90-7	Chlorobenzene	ND	4.7	ug/kg	
75-00-3	Chloroethane	ND	4.7	ug/kg	
67-66-3	Chloroform	ND	4.7	ug/kg	
95-49-8	o-Chlorotoluene	ND	4.7	ug/kg	
106-43-4	p-Chlorotoluene	ND	4.7	ug/kg	
56-23-5	Carbon tetrachloride	ND	4.7	ug/kg	
75-34-3	1,1-Dichloroethane	ND	4.7	ug/kg	
75-35-4	1,1-Dichloroethylene	ND	4.7	ug/kg	
563-58-6	1,1-Dichloropropene	ND	4.7	ug/kg	
96-12-8	1,2-Dibromo-3-chloropropane	ND	4.7	ug/kg	
106-93-4	1,2-Dibromoethane	ND	4.7	ug/kg	
107-06-2	1,2-Dichloroethane	ND	4.7	ug/kg	
78-87-5	1,2-Dichloropropane	ND	4.7	ug/kg	
142-28-9	1,3-Dichloropropane	ND	4.7	ug/kg	
108-20-3	Di-Isopropyl ether	ND	4.7	ug/kg	
594-20-7	2,2-Dichloropropane	ND	4.7	ug/kg	
124-48-1	Dibromochloromethane	ND	4.7	ug/kg	
75-71-8	Dichlorodifluoromethane <sup>b</sup>	ND	4.7	ug/kg	
156-59-2	cis-1,2-Dichloroethylene	ND	4.7	ug/kg	
10061-01-5	cis-1,3-Dichloropropene	ND	4.7	ug/kg	
541-73-1	m-Dichlorobenzene	ND	4.7	ug/kg	
95-50-1	o-Dichlorobenzene	ND	4.7	ug/kg	
106-46-7	p-Dichlorobenzene	ND	4.7	ug/kg	

ND = Not detected

RL = Reporting Limit

E = Indicates value exceeds calibration range

J = Indicates an estimated value

B = Indicates analyte found in associated method blank

N = Indicates presumptive evidence of a compound

## Report of Analysis

<b>Client Sample ID:</b>	B28-10'	<b>Date Sampled:</b>	07/07/16
<b>Lab Sample ID:</b>	C46435-9	<b>Date Received:</b>	07/07/16
<b>Matrix:</b>	SO - Soil	<b>Percent Solids:</b>	n/a <sup>a</sup>
<b>Method:</b>	SW846 8260B		
<b>Project:</b>	Premier Hyundai 2820 Broadway Oakland		

## VOA 8260 List

CAS No.	Compound	Result	RL	Units	Q
156-60-5	trans-1,2-Dichloroethylene	ND	4.7	ug/kg	
10061-02-6	trans-1,3-Dichloropropene	ND	4.7	ug/kg	
100-41-4	Ethylbenzene	ND	4.7	ug/kg	
637-92-3	Ethyl tert-Butyl Ether	ND	4.7	ug/kg	
591-78-6	2-Hexanone	ND	19	ug/kg	
87-68-3	Hexachlorobutadiene	ND	4.7	ug/kg	
98-82-8	Isopropylbenzene	ND	4.7	ug/kg	
99-87-6	p-Isopropyltoluene	ND	4.7	ug/kg	
108-10-1	4-Methyl-2-pentanone	ND	19	ug/kg	
74-83-9	Methyl bromide	ND	4.7	ug/kg	
74-87-3	Methyl chloride	ND	4.7	ug/kg	
74-95-3	Methylene bromide	ND	4.7	ug/kg	
75-09-2	Methylene chloride	ND	19	ug/kg	
78-93-3	Methyl ethyl ketone	ND	19	ug/kg	
1634-04-4	Methyl Tert Butyl Ether	ND	4.7	ug/kg	
91-20-3	Naphthalene	ND	4.7	ug/kg	
103-65-1	n-Propylbenzene	ND	4.7	ug/kg	
100-42-5	Styrene	ND	4.7	ug/kg	
994-05-8	Tert-Amyl Methyl Ether	ND	4.7	ug/kg	
75-65-0	Tert Butyl Alcohol	ND	38	ug/kg	
630-20-6	1,1,1,2-Tetrachloroethane	ND	4.7	ug/kg	
71-55-6	1,1,1-Trichloroethane	ND	4.7	ug/kg	
79-34-5	1,1,2,2-Tetrachloroethane	ND	4.7	ug/kg	
79-00-5	1,1,2-Trichloroethane	ND	4.7	ug/kg	
87-61-6	1,2,3-Trichlorobenzene	ND	4.7	ug/kg	
96-18-4	1,2,3-Trichloropropane	ND	4.7	ug/kg	
120-82-1	1,2,4-Trichlorobenzene	ND	4.7	ug/kg	
95-63-6	1,2,4-Trimethylbenzene	ND	4.7	ug/kg	
108-67-8	1,3,5-Trimethylbenzene	ND	4.7	ug/kg	
127-18-4	Tetrachloroethylene	ND	4.7	ug/kg	
108-88-3	Toluene	ND	4.7	ug/kg	
79-01-6	Trichloroethylene	ND	4.7	ug/kg	
75-69-4	Trichlorofluoromethane	ND	4.7	ug/kg	
75-01-4	Vinyl chloride	ND	4.7	ug/kg	
1330-20-7	Xylene (total)	ND	9.4	ug/kg	

CAS No.	Surrogate Recoveries	Run# 1	Run# 2	Limits
1868-53-7	Dibromofluoromethane	99%		72-140%
2037-26-5	Toluene-D8	97%		87-113%

ND = Not detected

RL = Reporting Limit

E = Indicates value exceeds calibration range

J = Indicates an estimated value

B = Indicates analyte found in associated method blank

N = Indicates presumptive evidence of a compound



## Report of Analysis

<b>Client Sample ID:</b> B28-10'	
<b>Lab Sample ID:</b> C46435-9	<b>Date Sampled:</b> 07/07/16
<b>Matrix:</b> SO - Soil	<b>Date Received:</b> 07/07/16
<b>Method:</b> SW846 8260B	<b>Percent Solids:</b> n/a <sup>a</sup>
<b>Project:</b> Premier Hyundai 2820 Broadway Oakland	

### VOA 8260 List

CAS No.	Surrogate Recoveries	Run# 1	Run# 2	Limits
460-00-4	4-Bromofluorobenzene	98%		81-115%

- (a) All results reported on a wet weight basis.
- (b) CCV outside of control limits (biased high); not detected in sample.

ND = Not detected  
 RL = Reporting Limit  
 E = Indicates value exceeds calibration range

J = Indicates an estimated value  
 B = Indicates analyte found in associated method blank  
 N = Indicates presumptive evidence of a compound

SGS Accutest

## Report of Analysis

Page 1 of 1

<b>Client Sample ID:</b> B28-10'		<b>Date Sampled:</b> 07/07/16
<b>Lab Sample ID:</b> C46435-9		<b>Date Received:</b> 07/07/16
<b>Matrix:</b> SO - Soil		<b>Percent Solids:</b> n/a <sup>a</sup>
<b>Method:</b> SW846 8015B M SW846 3550B		
<b>Project:</b> Premier Hyundai 2820 Broadway Oakland		

	File ID	DF	Analyzed	By	Prep Date	Prep Batch	Analytical Batch
Run #1	BB5195.D	1	07/09/16	MT	07/08/16	OP14613	GBB170
Run #2							

	Initial Weight	Final Volume
Run #1	30.2 g	1.0 ml
Run #2		

## TPH Extractable

CAS No.	Compound	Result	RL	Units	Q
	TPH (C10-C28)	ND	3.3	mg/kg	
	TPH (> C28-C40)	ND	3.3	mg/kg	
CAS No.	Surrogate Recoveries	Run# 1	Run# 2	Limits	
630-01-3	Hexacosane	72%		38-146%	

(a) All results reported on a wet weight basis.

ND = Not detected  
 RL = Reporting Limit  
 E = Indicates value exceeds calibration range

J = Indicates an estimated value  
 B = Indicates analyte found in associated method blank  
 N = Indicates presumptive evidence of a compound

## Report of Analysis

<b>Client Sample ID:</b> B28-10'	<b>Date Sampled:</b> 07/07/16
<b>Lab Sample ID:</b> C46435-9	<b>Date Received:</b> 07/07/16
<b>Matrix:</b> SO - Soil	<b>Percent Solids:</b> n/a <sup>a</sup>
<b>Project:</b> Premier Hyundai 2820 Broadway Oakland	

### Metals Analysis

Analyte	Result	RL	Units	DF	Prep	Analyzed By	Method	Prep Method
Lead	5.7	1.9	mg/kg	1	07/11/16	07/13/16 RS	SW846 6010B <sup>1</sup>	SW846 3050B <sup>2</sup>

(1) Instrument QC Batch: MA6001

(2) Prep QC Batch: MP11595

(a) All results reported on a wet weight basis.

---

RL = Reporting Limit

SGS Accutest

## Report of Analysis

Page 1 of 3

<b>Client Sample ID:</b> B28-15'	<b>Date Sampled:</b> 07/07/16
<b>Lab Sample ID:</b> C46435-10	<b>Date Received:</b> 07/07/16
<b>Matrix:</b> SO - Soil	<b>Percent Solids:</b> n/a <sup>a</sup>
<b>Method:</b> SW846 8260B	
<b>Project:</b> Premier Hyundai 2820 Broadway Oakland	

Run #1	File ID	DF	Analyzed	By	Prep Date	Prep Batch	Analytical Batch
Run #1	M61920.D	1	07/18/16	JT	n/a	n/a	VM1861
Run #2							

Run #1	Initial Weight	Final Volume	Methanol Aliquot
Run #1	5.38 g	5.0 ml	20.0 ul
Run #2			

## VOA 8260 List

CAS No.	Compound	Result	RL	Units	Q
67-64-1	Acetone	ND	9300	ug/kg	
71-43-2	Benzene	ND	1200	ug/kg	
108-86-1	Bromobenzene	ND	1200	ug/kg	
74-97-5	Bromochloromethane	ND	1200	ug/kg	
75-27-4	Bromodichloromethane	ND	1200	ug/kg	
75-25-2	Bromoform	ND	1200	ug/kg	
104-51-8	n-Butylbenzene	ND	1200	ug/kg	
135-98-8	sec-Butylbenzene	ND	1200	ug/kg	
98-06-6	tert-Butylbenzene	ND	1200	ug/kg	
108-90-7	Chlorobenzene	ND	1200	ug/kg	
75-00-3	Chloroethane	ND	1200	ug/kg	
67-66-3	Chloroform	ND	1200	ug/kg	
95-49-8	o-Chlorotoluene	ND	1200	ug/kg	
106-43-4	p-Chlorotoluene	ND	1200	ug/kg	
56-23-5	Carbon tetrachloride	ND	1200	ug/kg	
75-34-3	1,1-Dichloroethane	ND	1200	ug/kg	
75-35-4	1,1-Dichloroethylene	ND	1200	ug/kg	
563-58-6	1,1-Dichloropropene	ND	1200	ug/kg	
96-12-8	1,2-Dibromo-3-chloropropane	ND	1200	ug/kg	
106-93-4	1,2-Dibromoethane	ND	1200	ug/kg	
107-06-2	1,2-Dichloroethane	ND	1200	ug/kg	
78-87-5	1,2-Dichloropropane	ND	1200	ug/kg	
142-28-9	1,3-Dichloropropane	ND	1200	ug/kg	
108-20-3	Di-Isopropyl ether	ND	1200	ug/kg	
594-20-7	2,2-Dichloropropane	ND	1200	ug/kg	
124-48-1	Dibromochloromethane	ND	1200	ug/kg	
75-71-8	Dichlorodifluoromethane	ND	1200	ug/kg	
156-59-2	cis-1,2-Dichloroethylene	ND	1200	ug/kg	
10061-01-5	cis-1,3-Dichloropropene	ND	1200	ug/kg	
541-73-1	m-Dichlorobenzene	ND	1200	ug/kg	
95-50-1	o-Dichlorobenzene	ND	1200	ug/kg	
106-46-7	p-Dichlorobenzene	ND	1200	ug/kg	

ND = Not detected

RL = Reporting Limit

E = Indicates value exceeds calibration range

J = Indicates an estimated value

B = Indicates analyte found in associated method blank

N = Indicates presumptive evidence of a compound

## Report of Analysis

<b>Client Sample ID:</b>	B28-15'	<b>Date Sampled:</b>	07/07/16
<b>Lab Sample ID:</b>	C46435-10	<b>Date Received:</b>	07/07/16
<b>Matrix:</b>	SO - Soil	<b>Percent Solids:</b>	n/a <sup>a</sup>
<b>Method:</b>	SW846 8260B		
<b>Project:</b>	Premier Hyundai 2820 Broadway Oakland		

## VOA 8260 List

CAS No.	Compound	Result	RL	Units	Q
156-60-5	trans-1,2-Dichloroethylene	ND	1200	ug/kg	
10061-02-6	trans-1,3-Dichloropropene	ND	1200	ug/kg	
100-41-4	Ethylbenzene	6600	1200	ug/kg	
637-92-3	Ethyl tert-Butyl Ether	ND	1200	ug/kg	
591-78-6	2-Hexanone	ND	4600	ug/kg	
87-68-3	Hexachlorobutadiene	ND	1200	ug/kg	
98-82-8	Isopropylbenzene	1940	1200	ug/kg	
99-87-6	p-Isopropyltoluene	ND	1200	ug/kg	
108-10-1	4-Methyl-2-pentanone	ND	4600	ug/kg	
74-83-9	Methyl bromide	ND	1200	ug/kg	
74-87-3	Methyl chloride	ND	1200	ug/kg	
74-95-3	Methylene bromide	ND	1200	ug/kg	
75-09-2	Methylene chloride	ND	4600	ug/kg	
78-93-3	Methyl ethyl ketone	ND	4600	ug/kg	
1634-04-4	Methyl Tert Butyl Ether	ND	1200	ug/kg	
91-20-3	Naphthalene	1210	1200	ug/kg	
103-65-1	n-Propylbenzene	2440	1200	ug/kg	
100-42-5	Styrene	ND	1200	ug/kg	
994-05-8	Tert-Amyl Methyl Ether	ND	1200	ug/kg	
75-65-0	Tert Butyl Alcohol	ND	9300	ug/kg	
630-20-6	1,1,1,2-Tetrachloroethane	ND	1200	ug/kg	
71-55-6	1,1,1-Trichloroethane	ND	1200	ug/kg	
79-34-5	1,1,2,2-Tetrachloroethane	ND	1200	ug/kg	
79-00-5	1,1,2-Trichloroethane	ND	1200	ug/kg	
87-61-6	1,2,3-Trichlorobenzene	ND	1200	ug/kg	
96-18-4	1,2,3-Trichloropropane	ND	1200	ug/kg	
120-82-1	1,2,4-Trichlorobenzene	ND	1200	ug/kg	
95-63-6	1,2,4-Trimethylbenzene	11200	1200	ug/kg	
108-67-8	1,3,5-Trimethylbenzene	3830	1200	ug/kg	
127-18-4	Tetrachloroethylene	ND	1200	ug/kg	
108-88-3	Toluene	8900	1200	ug/kg	
79-01-6	Trichloroethylene	ND	1200	ug/kg	
75-69-4	Trichlorofluoromethane	ND	1200	ug/kg	
75-01-4	Vinyl chloride	ND	1200	ug/kg	
1330-20-7	Xylene (total)	40100	2300	ug/kg	

CAS No.	Surrogate Recoveries	Run# 1	Run# 2	Limits
1868-53-7	Dibromofluoromethane	89%		72-140%
2037-26-5	Toluene-D8	99%		87-113%

ND = Not detected

RL = Reporting Limit

E = Indicates value exceeds calibration range

J = Indicates an estimated value

B = Indicates analyte found in associated method blank

N = Indicates presumptive evidence of a compound

## Report of Analysis

<b>Client Sample ID:</b> B28-15'		<b>Date Sampled:</b> 07/07/16
<b>Lab Sample ID:</b> C46435-10		<b>Date Received:</b> 07/07/16
<b>Matrix:</b> SO - Soil		<b>Percent Solids:</b> n/a <sup>a</sup>
<b>Method:</b> SW846 8260B		
<b>Project:</b> Premier Hyundai 2820 Broadway Oakland		

### VOA 8260 List

CAS No.	Surrogate Recoveries	Run# 1	Run# 2	Limits
460-00-4	4-Bromofluorobenzene	109%		81-115%

(a) All results reported on a wet weight basis.

ND = Not detected  
 RL = Reporting Limit  
 E = Indicates value exceeds calibration range

J = Indicates an estimated value  
 B = Indicates analyte found in associated method blank  
 N = Indicates presumptive evidence of a compound



SGS Accutest

## Report of Analysis

Page 1 of 1

<b>Client Sample ID:</b> B28-15'	<b>Date Sampled:</b> 07/07/16
<b>Lab Sample ID:</b> C46435-10	<b>Date Received:</b> 07/07/16
<b>Matrix:</b> SO - Soil	<b>Percent Solids:</b> n/a <sup>a</sup>
<b>Method:</b> SW846 8015B M SW846 3550B	
<b>Project:</b> Premier Hyundai 2820 Broadway Oakland	

	File ID	DF	Analyzed	By	Prep Date	Prep Batch	Analytical Batch
Run #1	BB5196.D	1	07/09/16	MT	07/08/16	OP14613	GBB170
Run #2							

	Initial Weight	Final Volume
Run #1	30.2 g	1.0 ml
Run #2		

## TPH Extractable

CAS No.	Compound	Result	RL	Units	Q
	TPH (C10-C28)	ND	3.3	mg/kg	
	TPH (> C28-C40)	ND	3.3	mg/kg	
CAS No.	Surrogate Recoveries	Run# 1	Run# 2	Limits	
630-01-3	Hexacosane	73%		38-146%	

(a) All results reported on a wet weight basis.

ND = Not detected  
 RL = Reporting Limit  
 E = Indicates value exceeds calibration range

J = Indicates an estimated value  
 B = Indicates analyte found in associated method blank  
 N = Indicates presumptive evidence of a compound

# Report of Analysis

<b>Client Sample ID:</b> B28-15'	<b>Date Sampled:</b> 07/07/16
<b>Lab Sample ID:</b> C46435-10	<b>Date Received:</b> 07/07/16
<b>Matrix:</b> SO - Soil	<b>Percent Solids:</b> n/a <sup>a</sup>
<b>Project:</b> Premier Hyundai 2820 Broadway Oakland	

## Metals Analysis

Analyte	Result	RL	Units	DF	Prep	Analyzed By	Method	Prep Method
Lead	3.9	1.9	mg/kg	1	07/11/16	07/13/16 RS	SW846 6010B <sup>1</sup>	SW846 3050B <sup>2</sup>

(1) Instrument QC Batch: MA6001

(2) Prep QC Batch: MP11595

(a) All results reported on a wet weight basis.

---

RL = Reporting Limit



SGS Accutest

## Report of Analysis

Page 1 of 3

<b>Client Sample ID:</b> B28-20'	<b>Date Sampled:</b> 07/07/16
<b>Lab Sample ID:</b> C46435-11	<b>Date Received:</b> 07/07/16
<b>Matrix:</b> SO - Soil	<b>Percent Solids:</b> n/a <sup>a</sup>
<b>Method:</b> SW846 8260B	
<b>Project:</b> Premier Hyundai 2820 Broadway Oakland	

Run #1	File ID	DF	Analyzed	By	Prep Date	Prep Batch	Analytical Batch
Run #1	L49982.D	1	07/12/16	JT	n/a	n/a	VL1499
Run #2							

Run #1	Initial Weight
Run #1	5.51 g
Run #2	

## VOA 8260 List

CAS No.	Compound	Result	RL	Units	Q
67-64-1	Acetone	45.4	36	ug/kg	
71-43-2	Benzene	ND	4.5	ug/kg	
108-86-1	Bromobenzene	ND	4.5	ug/kg	
74-97-5	Bromochloromethane	ND	4.5	ug/kg	
75-27-4	Bromodichloromethane	ND	4.5	ug/kg	
75-25-2	Bromoform	ND	4.5	ug/kg	
104-51-8	n-Butylbenzene	ND	4.5	ug/kg	
135-98-8	sec-Butylbenzene	ND	4.5	ug/kg	
98-06-6	tert-Butylbenzene	ND	4.5	ug/kg	
108-90-7	Chlorobenzene	ND	4.5	ug/kg	
75-00-3	Chloroethane	ND	4.5	ug/kg	
67-66-3	Chloroform	ND	4.5	ug/kg	
95-49-8	o-Chlorotoluene	ND	4.5	ug/kg	
106-43-4	p-Chlorotoluene	ND	4.5	ug/kg	
56-23-5	Carbon tetrachloride	ND	4.5	ug/kg	
75-34-3	1,1-Dichloroethane	ND	4.5	ug/kg	
75-35-4	1,1-Dichloroethylene	ND	4.5	ug/kg	
563-58-6	1,1-Dichloropropene	ND	4.5	ug/kg	
96-12-8	1,2-Dibromo-3-chloropropane	ND	4.5	ug/kg	
106-93-4	1,2-Dibromoethane	ND	4.5	ug/kg	
107-06-2	1,2-Dichloroethane	ND	4.5	ug/kg	
78-87-5	1,2-Dichloropropane	ND	4.5	ug/kg	
142-28-9	1,3-Dichloropropane	ND	4.5	ug/kg	
108-20-3	Di-Isopropyl ether	ND	4.5	ug/kg	
594-20-7	2,2-Dichloropropane	ND	4.5	ug/kg	
124-48-1	Dibromochloromethane	ND	4.5	ug/kg	
75-71-8	Dichlorodifluoromethane <sup>b</sup>	ND	4.5	ug/kg	
156-59-2	cis-1,2-Dichloroethylene	ND	4.5	ug/kg	
10061-01-5	cis-1,3-Dichloropropene	ND	4.5	ug/kg	
541-73-1	m-Dichlorobenzene	ND	4.5	ug/kg	
95-50-1	o-Dichlorobenzene	ND	4.5	ug/kg	
106-46-7	p-Dichlorobenzene	ND	4.5	ug/kg	

ND = Not detected

RL = Reporting Limit

E = Indicates value exceeds calibration range

J = Indicates an estimated value

B = Indicates analyte found in associated method blank

N = Indicates presumptive evidence of a compound

## Report of Analysis

<b>Client Sample ID:</b>	B28-20'	<b>Date Sampled:</b>	07/07/16
<b>Lab Sample ID:</b>	C46435-11	<b>Date Received:</b>	07/07/16
<b>Matrix:</b>	SO - Soil	<b>Percent Solids:</b>	n/a <sup>a</sup>
<b>Method:</b>	SW846 8260B		
<b>Project:</b>	Premier Hyundai 2820 Broadway Oakland		

## VOA 8260 List

CAS No.	Compound	Result	RL	Units	Q
156-60-5	trans-1,2-Dichloroethylene	ND	4.5	ug/kg	
10061-02-6	trans-1,3-Dichloropropene	ND	4.5	ug/kg	
100-41-4	Ethylbenzene	6.6	4.5	ug/kg	
637-92-3	Ethyl tert-Butyl Ether	ND	4.5	ug/kg	
591-78-6	2-Hexanone	ND	18	ug/kg	
87-68-3	Hexachlorobutadiene	ND	4.5	ug/kg	
98-82-8	Isopropylbenzene	ND	4.5	ug/kg	
99-87-6	p-Isopropyltoluene	ND	4.5	ug/kg	
108-10-1	4-Methyl-2-pentanone	ND	18	ug/kg	
74-83-9	Methyl bromide	ND	4.5	ug/kg	
74-87-3	Methyl chloride	ND	4.5	ug/kg	
74-95-3	Methylene bromide	ND	4.5	ug/kg	
75-09-2	Methylene chloride	ND	18	ug/kg	
78-93-3	Methyl ethyl ketone	ND	18	ug/kg	
1634-04-4	Methyl Tert Butyl Ether	ND	4.5	ug/kg	
91-20-3	Naphthalene	5.2	4.5	ug/kg	
103-65-1	n-Propylbenzene	ND	4.5	ug/kg	
100-42-5	Styrene	ND	4.5	ug/kg	
994-05-8	Tert-Amyl Methyl Ether	ND	4.5	ug/kg	
75-65-0	Tert Butyl Alcohol	ND	36	ug/kg	
630-20-6	1,1,1,2-Tetrachloroethane	ND	4.5	ug/kg	
71-55-6	1,1,1-Trichloroethane	ND	4.5	ug/kg	
79-34-5	1,1,2,2-Tetrachloroethane	ND	4.5	ug/kg	
79-00-5	1,1,2-Trichloroethane	ND	4.5	ug/kg	
87-61-6	1,2,3-Trichlorobenzene	ND	4.5	ug/kg	
96-18-4	1,2,3-Trichloropropane	ND	4.5	ug/kg	
120-82-1	1,2,4-Trichlorobenzene	ND	4.5	ug/kg	
95-63-6	1,2,4-Trimethylbenzene	13.6	4.5	ug/kg	
108-67-8	1,3,5-Trimethylbenzene	ND	4.5	ug/kg	
127-18-4	Tetrachloroethylene	ND	4.5	ug/kg	
108-88-3	Toluene	9.2	4.5	ug/kg	
79-01-6	Trichloroethylene	ND	4.5	ug/kg	
75-69-4	Trichlorofluoromethane	ND	4.5	ug/kg	
75-01-4	Vinyl chloride	ND	4.5	ug/kg	
1330-20-7	Xylene (total)	42.3	9.1	ug/kg	

CAS No.	Surrogate Recoveries	Run# 1	Run# 2	Limits
1868-53-7	Dibromofluoromethane	90%		72-140%
2037-26-5	Toluene-D8	100%		87-113%

ND = Not detected

RL = Reporting Limit

E = Indicates value exceeds calibration range

J = Indicates an estimated value

B = Indicates analyte found in associated method blank

N = Indicates presumptive evidence of a compound

## Report of Analysis

<b>Client Sample ID:</b> B28-20'	
<b>Lab Sample ID:</b> C46435-11	<b>Date Sampled:</b> 07/07/16
<b>Matrix:</b> SO - Soil	<b>Date Received:</b> 07/07/16
<b>Method:</b> SW846 8260B	<b>Percent Solids:</b> n/a <sup>a</sup>
<b>Project:</b> Premier Hyundai 2820 Broadway Oakland	

### VOA 8260 List

CAS No.	Surrogate Recoveries	Run# 1	Run# 2	Limits
460-00-4	4-Bromofluorobenzene	95%		81-115%

- (a) All results reported on a wet weight basis.
- (b) CCV outside of control limits (biased high); not detected in sample.

ND = Not detected  
 RL = Reporting Limit  
 E = Indicates value exceeds calibration range

J = Indicates an estimated value  
 B = Indicates analyte found in associated method blank  
 N = Indicates presumptive evidence of a compound

SGS Accutest

## Report of Analysis

Page 1 of 1

<b>Client Sample ID:</b> B28-20'	<b>Date Sampled:</b> 07/07/16
<b>Lab Sample ID:</b> C46435-11	<b>Date Received:</b> 07/07/16
<b>Matrix:</b> SO - Soil	<b>Percent Solids:</b> n/a <sup>a</sup>
<b>Method:</b> SW846 8015B M SW846 3550B	
<b>Project:</b> Premier Hyundai 2820 Broadway Oakland	

	File ID	DF	Analyzed	By	Prep Date	Prep Batch	Analytical Batch
Run #1	BB5198.D	1	07/10/16	MT	07/08/16	OP14613	GBB170
Run #2							

	Initial Weight	Final Volume
Run #1	30.1 g	1.0 ml
Run #2		

## TPH Extractable

CAS No.	Compound	Result	RL	Units	Q
	TPH (C10-C28)	ND	3.3	mg/kg	
	TPH (> C28-C40)	ND	3.3	mg/kg	
CAS No.	Surrogate Recoveries	Run# 1	Run# 2	Limits	
630-01-3	Hexacosane	75%		38-146%	

(a) All results reported on a wet weight basis.

ND = Not detected  
 RL = Reporting Limit  
 E = Indicates value exceeds calibration range

J = Indicates an estimated value  
 B = Indicates analyte found in associated method blank  
 N = Indicates presumptive evidence of a compound

## Report of Analysis

<b>Client Sample ID:</b> B28-20'	<b>Date Sampled:</b> 07/07/16
<b>Lab Sample ID:</b> C46435-11	<b>Date Received:</b> 07/07/16
<b>Matrix:</b> SO - Soil	<b>Percent Solids:</b> n/a <sup>a</sup>
<b>Project:</b> Premier Hyundai 2820 Broadway Oakland	

### Metals Analysis

Analyte	Result	RL	Units	DF	Prep	Analyzed By	Method	Prep Method
Lead	6.2	1.8	mg/kg	1	07/11/16	07/13/16 RS	SW846 6010B <sup>1</sup>	SW846 3050B <sup>2</sup>

(1) Instrument QC Batch: MA6001

(2) Prep QC Batch: MP11595

(a) All results reported on a wet weight basis.

---

RL = Reporting Limit

SGS Accutest

## Report of Analysis

Page 1 of 3

3.10  
3

<b>Client Sample ID:</b> B28-25'		<b>Date Sampled:</b> 07/07/16
<b>Lab Sample ID:</b> C46435-12		<b>Date Received:</b> 07/07/16
<b>Matrix:</b> SO - Soil		<b>Percent Solids:</b> n/a <sup>a</sup>
<b>Method:</b> SW846 8260B		
<b>Project:</b> Premier Hyundai 2820 Broadway Oakland		

Run #1	File ID	DF	Analyzed	By	Prep Date	Prep Batch	Analytical Batch
Run #1	L49983.D	1	07/12/16	JT	n/a	n/a	VL1499
Run #2							

Run #1	Initial Weight
Run #1	5.35 g
Run #2	

## VOA 8260 List

CAS No.	Compound	Result	RL	Units	Q
67-64-1	Acetone	ND	37	ug/kg	
71-43-2	Benzene	ND	4.7	ug/kg	
108-86-1	Bromobenzene	ND	4.7	ug/kg	
74-97-5	Bromochloromethane	ND	4.7	ug/kg	
75-27-4	Bromodichloromethane	ND	4.7	ug/kg	
75-25-2	Bromoform	ND	4.7	ug/kg	
104-51-8	n-Butylbenzene	ND	4.7	ug/kg	
135-98-8	sec-Butylbenzene	ND	4.7	ug/kg	
98-06-6	tert-Butylbenzene	ND	4.7	ug/kg	
108-90-7	Chlorobenzene	ND	4.7	ug/kg	
75-00-3	Chloroethane	ND	4.7	ug/kg	
67-66-3	Chloroform	ND	4.7	ug/kg	
95-49-8	o-Chlorotoluene	ND	4.7	ug/kg	
106-43-4	p-Chlorotoluene	ND	4.7	ug/kg	
56-23-5	Carbon tetrachloride	ND	4.7	ug/kg	
75-34-3	1,1-Dichloroethane	ND	4.7	ug/kg	
75-35-4	1,1-Dichloroethylene	ND	4.7	ug/kg	
563-58-6	1,1-Dichloropropene	ND	4.7	ug/kg	
96-12-8	1,2-Dibromo-3-chloropropane	ND	4.7	ug/kg	
106-93-4	1,2-Dibromoethane	ND	4.7	ug/kg	
107-06-2	1,2-Dichloroethane	ND	4.7	ug/kg	
78-87-5	1,2-Dichloropropane	ND	4.7	ug/kg	
142-28-9	1,3-Dichloropropane	ND	4.7	ug/kg	
108-20-3	Di-Isopropyl ether	ND	4.7	ug/kg	
594-20-7	2,2-Dichloropropane	ND	4.7	ug/kg	
124-48-1	Dibromochloromethane	ND	4.7	ug/kg	
75-71-8	Dichlorodifluoromethane <sup>b</sup>	ND	4.7	ug/kg	
156-59-2	cis-1,2-Dichloroethylene	ND	4.7	ug/kg	
10061-01-5	cis-1,3-Dichloropropene	ND	4.7	ug/kg	
541-73-1	m-Dichlorobenzene	ND	4.7	ug/kg	
95-50-1	o-Dichlorobenzene	ND	4.7	ug/kg	
106-46-7	p-Dichlorobenzene	ND	4.7	ug/kg	

ND = Not detected

RL = Reporting Limit

E = Indicates value exceeds calibration range

J = Indicates an estimated value

B = Indicates analyte found in associated method blank

N = Indicates presumptive evidence of a compound

# Report of Analysis

<b>Client Sample ID:</b> B28-25'		<b>Date Sampled:</b> 07/07/16
<b>Lab Sample ID:</b> C46435-12		<b>Date Received:</b> 07/07/16
<b>Matrix:</b> SO - Soil		<b>Percent Solids:</b> n/a <sup>a</sup>
<b>Method:</b> SW846 8260B		
<b>Project:</b> Premier Hyundai 2820 Broadway Oakland		

## VOA 8260 List

CAS No.	Compound	Result	RL	Units	Q
156-60-5	trans-1,2-Dichloroethylene	ND	4.7	ug/kg	
10061-02-6	trans-1,3-Dichloropropene	ND	4.7	ug/kg	
100-41-4	Ethylbenzene	ND	4.7	ug/kg	
637-92-3	Ethyl tert-Butyl Ether	ND	4.7	ug/kg	
591-78-6	2-Hexanone	ND	19	ug/kg	
87-68-3	Hexachlorobutadiene	ND	4.7	ug/kg	
98-82-8	Isopropylbenzene	ND	4.7	ug/kg	
99-87-6	p-Isopropyltoluene	ND	4.7	ug/kg	
108-10-1	4-Methyl-2-pentanone	ND	19	ug/kg	
74-83-9	Methyl bromide	ND	4.7	ug/kg	
74-87-3	Methyl chloride	ND	4.7	ug/kg	
74-95-3	Methylene bromide	ND	4.7	ug/kg	
75-09-2	Methylene chloride	ND	19	ug/kg	
78-93-3	Methyl ethyl ketone	ND	19	ug/kg	
1634-04-4	Methyl Tert Butyl Ether	ND	4.7	ug/kg	
91-20-3	Naphthalene	ND	4.7	ug/kg	
103-65-1	n-Propylbenzene	ND	4.7	ug/kg	
100-42-5	Styrene	ND	4.7	ug/kg	
994-05-8	Tert-Amyl Methyl Ether	ND	4.7	ug/kg	
75-65-0	Tert Butyl Alcohol	ND	37	ug/kg	
630-20-6	1,1,1,2-Tetrachloroethane	ND	4.7	ug/kg	
71-55-6	1,1,1-Trichloroethane	ND	4.7	ug/kg	
79-34-5	1,1,2,2-Tetrachloroethane	ND	4.7	ug/kg	
79-00-5	1,1,2-Trichloroethane	ND	4.7	ug/kg	
87-61-6	1,2,3-Trichlorobenzene	ND	4.7	ug/kg	
96-18-4	1,2,3-Trichloropropane	ND	4.7	ug/kg	
120-82-1	1,2,4-Trichlorobenzene	ND	4.7	ug/kg	
95-63-6	1,2,4-Trimethylbenzene	ND	4.7	ug/kg	
108-67-8	1,3,5-Trimethylbenzene	ND	4.7	ug/kg	
127-18-4	Tetrachloroethylene	ND	4.7	ug/kg	
108-88-3	Toluene	ND	4.7	ug/kg	
79-01-6	Trichloroethylene	ND	4.7	ug/kg	
75-69-4	Trichlorofluoromethane	ND	4.7	ug/kg	
75-01-4	Vinyl chloride	ND	4.7	ug/kg	
1330-20-7	Xylene (total)	ND	9.3	ug/kg	

CAS No.	Surrogate Recoveries	Run# 1	Run# 2	Limits
1868-53-7	Dibromofluoromethane	87%		72-140%
2037-26-5	Toluene-D8	97%		87-113%

ND = Not detected

RL = Reporting Limit

E = Indicates value exceeds calibration range

J = Indicates an estimated value

B = Indicates analyte found in associated method blank

N = Indicates presumptive evidence of a compound

## Report of Analysis

<b>Client Sample ID:</b>	B28-25'	<b>Date Sampled:</b>	07/07/16
<b>Lab Sample ID:</b>	C46435-12	<b>Date Received:</b>	07/07/16
<b>Matrix:</b>	SO - Soil	<b>Percent Solids:</b>	n/a <sup>a</sup>
<b>Method:</b>	SW846 8260B		
<b>Project:</b>	Premier Hyundai 2820 Broadway Oakland		

## VOA 8260 List

CAS No.	Surrogate Recoveries	Run# 1	Run# 2	Limits
460-00-4	4-Bromofluorobenzene	90%		81-115%

(a) All results reported on a wet weight basis.

(b) CCV outside of control limits (biased high); not detected in sample.

ND = Not detected

RL = Reporting Limit

E = Indicates value exceeds calibration range

J = Indicates an estimated value

B = Indicates analyte found in associated method blank

N = Indicates presumptive evidence of a compound



## Report of Analysis

<b>Client Sample ID:</b>	B28-25'	<b>Date Sampled:</b>	07/07/16
<b>Lab Sample ID:</b>	C46435-12	<b>Date Received:</b>	07/07/16
<b>Matrix:</b>	SO - Soil	<b>Percent Solids:</b>	n/a <sup>a</sup>
<b>Method:</b>	SW846 8015B M SW846 3550B		
<b>Project:</b>	Premier Hyundai 2820 Broadway Oakland		

	File ID	DF	Analyzed	By	Prep Date	Prep Batch	Analytical Batch
Run #1	BB5199.D	1	07/10/16	MT	07/08/16	OP14613	GBB170
Run #2							

	Initial Weight	Final Volume
Run #1	30.1 g	1.0 ml
Run #2		

## TPH Extractable

CAS No.	Compound	Result	RL	Units	Q
	TPH (C10-C28)	ND	3.3	mg/kg	
	TPH (> C28-C40)	ND	3.3	mg/kg	
CAS No.	Surrogate Recoveries	Run# 1	Run# 2	Limits	
630-01-3	Hexacosane	75%		38-146%	

(a) All results reported on a wet weight basis.

ND = Not detected  
 RL = Reporting Limit  
 E = Indicates value exceeds calibration range

J = Indicates an estimated value  
 B = Indicates analyte found in associated method blank  
 N = Indicates presumptive evidence of a compound

## Report of Analysis

<b>Client Sample ID:</b> B28-25'	<b>Date Sampled:</b> 07/07/16
<b>Lab Sample ID:</b> C46435-12	<b>Date Received:</b> 07/07/16
<b>Matrix:</b> SO - Soil	<b>Percent Solids:</b> n/a <sup>a</sup>
<b>Project:</b> Premier Hyundai 2820 Broadway Oakland	

### Metals Analysis

Analyte	Result	RL	Units	DF	Prep	Analyzed By	Method	Prep Method
Lead	6.3	1.9	mg/kg	1	07/11/16	07/19/16 RS	SW846 6010B <sup>1</sup>	SW846 3050B <sup>2</sup>

(1) Instrument QC Batch: MA6017

(2) Prep QC Batch: MP11595

(a) All results reported on a wet weight basis.

---

RL = Reporting Limit

SGS Accutest

## Report of Analysis

Page 1 of 3

3.11

3

<b>Client Sample ID:</b> B29-2'		<b>Date Sampled:</b> 07/07/16
<b>Lab Sample ID:</b> C46435-13		<b>Date Received:</b> 07/07/16
<b>Matrix:</b> SO - Soil		<b>Percent Solids:</b> n/a <sup>a</sup>
<b>Method:</b> SW846 8260B		
<b>Project:</b> Premier Hyundai 2820 Broadway Oakland		

Run #1	File ID	DF	Analyzed	By	Prep Date	Prep Batch	Analytical Batch
Run #1	M61843.D	1	07/13/16	JT	n/a	n/a	VM1859
Run #2							

Run #1	Initial Weight	Final Volume	Methanol Aliquot
Run #1	5.43 g	5.0 ml	100 ul
Run #2			

## VOA 8260 List

CAS No.	Compound	Result	RL	Units	Q
67-64-1	Acetone	ND	1800	ug/kg	
71-43-2	Benzene	ND	230	ug/kg	
108-86-1	Bromobenzene	ND	230	ug/kg	
74-97-5	Bromochloromethane	ND	230	ug/kg	
75-27-4	Bromodichloromethane	ND	230	ug/kg	
75-25-2	Bromoform	ND	230	ug/kg	
104-51-8	n-Butylbenzene	353	230	ug/kg	
135-98-8	sec-Butylbenzene	ND	230	ug/kg	
98-06-6	tert-Butylbenzene	ND	230	ug/kg	
108-90-7	Chlorobenzene	ND	230	ug/kg	
75-00-3	Chloroethane	ND	230	ug/kg	
67-66-3	Chloroform	ND	230	ug/kg	
95-49-8	o-Chlorotoluene	ND	230	ug/kg	
106-43-4	p-Chlorotoluene	ND	230	ug/kg	
56-23-5	Carbon tetrachloride	ND	230	ug/kg	
75-34-3	1,1-Dichloroethane	ND	230	ug/kg	
75-35-4	1,1-Dichloroethylene	ND	230	ug/kg	
563-58-6	1,1-Dichloropropene	ND	230	ug/kg	
96-12-8	1,2-Dibromo-3-chloropropane	ND	230	ug/kg	
106-93-4	1,2-Dibromoethane	ND	230	ug/kg	
107-06-2	1,2-Dichloroethane	ND	230	ug/kg	
78-87-5	1,2-Dichloropropane	ND	230	ug/kg	
142-28-9	1,3-Dichloropropane	ND	230	ug/kg	
108-20-3	Di-Isopropyl ether	ND	230	ug/kg	
594-20-7	2,2-Dichloropropane	ND	230	ug/kg	
124-48-1	Dibromochloromethane	ND	230	ug/kg	
75-71-8	Dichlorodifluoromethane	ND	230	ug/kg	
156-59-2	cis-1,2-Dichloroethylene	ND	230	ug/kg	
10061-01-5	cis-1,3-Dichloropropene	ND	230	ug/kg	
541-73-1	m-Dichlorobenzene	ND	230	ug/kg	
95-50-1	o-Dichlorobenzene	ND	230	ug/kg	
106-46-7	p-Dichlorobenzene	ND	230	ug/kg	

ND = Not detected

RL = Reporting Limit

E = Indicates value exceeds calibration range

J = Indicates an estimated value

B = Indicates analyte found in associated method blank

N = Indicates presumptive evidence of a compound

# Report of Analysis

<b>Client Sample ID:</b> B29-2'		<b>Date Sampled:</b> 07/07/16
<b>Lab Sample ID:</b> C46435-13		<b>Date Received:</b> 07/07/16
<b>Matrix:</b> SO - Soil		<b>Percent Solids:</b> n/a <sup>a</sup>
<b>Method:</b> SW846 8260B		
<b>Project:</b> Premier Hyundai 2820 Broadway Oakland		

**VOA 8260 List**

CAS No.	Compound	Result	RL	Units	Q
156-60-5	trans-1,2-Dichloroethylene	ND	230	ug/kg	
10061-02-6	trans-1,3-Dichloropropene	ND	230	ug/kg	
100-41-4	Ethylbenzene	288	230	ug/kg	
637-92-3	Ethyl tert-Butyl Ether	ND	230	ug/kg	
591-78-6	2-Hexanone	ND	920	ug/kg	
87-68-3	Hexachlorobutadiene	ND	230	ug/kg	
98-82-8	Isopropylbenzene	434	230	ug/kg	
99-87-6	p-Isopropyltoluene	ND	230	ug/kg	
108-10-1	4-Methyl-2-pentanone	ND	920	ug/kg	
74-83-9	Methyl bromide	ND	230	ug/kg	
74-87-3	Methyl chloride	ND	230	ug/kg	
74-95-3	Methylene bromide	ND	230	ug/kg	
75-09-2	Methylene chloride	ND	920	ug/kg	
78-93-3	Methyl ethyl ketone	ND	920	ug/kg	
1634-04-4	Methyl Tert Butyl Ether	ND	230	ug/kg	
91-20-3	Naphthalene	1680	230	ug/kg	
103-65-1	n-Propylbenzene	691	230	ug/kg	
100-42-5	Styrene	ND	230	ug/kg	
994-05-8	Tert-Amyl Methyl Ether	ND	230	ug/kg	
75-65-0	Tert Butyl Alcohol	ND	1800	ug/kg	
630-20-6	1,1,1,2-Tetrachloroethane	ND	230	ug/kg	
71-55-6	1,1,1-Trichloroethane	ND	230	ug/kg	
79-34-5	1,1,2,2-Tetrachloroethane	ND	230	ug/kg	
79-00-5	1,1,2-Trichloroethane	ND	230	ug/kg	
87-61-6	1,2,3-Trichlorobenzene	ND	230	ug/kg	
96-18-4	1,2,3-Trichloropropane	ND	230	ug/kg	
120-82-1	1,2,4-Trichlorobenzene	ND	230	ug/kg	
95-63-6	1,2,4-Trimethylbenzene	1500	230	ug/kg	
108-67-8	1,3,5-Trimethylbenzene	707	230	ug/kg	
127-18-4	Tetrachloroethylene	ND	230	ug/kg	
108-88-3	Toluene	ND	230	ug/kg	
79-01-6	Trichloroethylene	ND	230	ug/kg	
75-69-4	Trichlorofluoromethane	ND	230	ug/kg	
75-01-4	Vinyl chloride	ND	230	ug/kg	
1330-20-7	Xylene (total)	648	460	ug/kg	

CAS No.	Surrogate Recoveries	Run# 1	Run# 2	Limits
1868-53-7	Dibromofluoromethane	92%		72-140%
2037-26-5	Toluene-D8	96%		87-113%

ND = Not detected  
 RL = Reporting Limit  
 E = Indicates value exceeds calibration range

J = Indicates an estimated value  
 B = Indicates analyte found in associated method blank  
 N = Indicates presumptive evidence of a compound

## Report of Analysis

<b>Client Sample ID:</b> B29-2'		<b>Date Sampled:</b> 07/07/16
<b>Lab Sample ID:</b> C46435-13		<b>Date Received:</b> 07/07/16
<b>Matrix:</b> SO - Soil		<b>Percent Solids:</b> n/a <sup>a</sup>
<b>Method:</b> SW846 8260B		
<b>Project:</b> Premier Hyundai 2820 Broadway Oakland		

### VOA 8260 List

CAS No.	Surrogate Recoveries	Run# 1	Run# 2	Limits
460-00-4	4-Bromofluorobenzene	108%		81-115%

(a) All results reported on a wet weight basis.

ND = Not detected  
 RL = Reporting Limit  
 E = Indicates value exceeds calibration range

J = Indicates an estimated value  
 B = Indicates analyte found in associated method blank  
 N = Indicates presumptive evidence of a compound

SGS Accutest

## Report of Analysis

Page 1 of 1

3.11

3

<b>Client Sample ID:</b> B29-2'		<b>Date Sampled:</b> 07/07/16
<b>Lab Sample ID:</b> C46435-13		<b>Date Received:</b> 07/07/16
<b>Matrix:</b> SO - Soil		<b>Percent Solids:</b> n/a <sup>a</sup>
<b>Method:</b> SW846 8015B M SW846 3550B		
<b>Project:</b> Premier Hyundai 2820 Broadway Oakland		

	File ID	DF	Analyzed	By	Prep Date	Prep Batch	Analytical Batch
Run #1	BB5200.D	1	07/10/16	MT	07/08/16	OP14613	GBB170
Run #2							

	Initial Weight	Final Volume
Run #1	30.2 g	1.0 ml
Run #2		

## TPH Extractable

CAS No.	Compound	Result	RL	Units	Q
	TPH (C10-C28)	35.4	3.3	mg/kg	
	TPH (> C28-C40)	36.6	3.3	mg/kg	

CAS No.	Surrogate Recoveries	Run# 1	Run# 2	Limits
630-01-3	Hexacosane	79%		38-146%

(a) All results reported on a wet weight basis.

ND = Not detected  
 RL = Reporting Limit  
 E = Indicates value exceeds calibration range

J = Indicates an estimated value  
 B = Indicates analyte found in associated method blank  
 N = Indicates presumptive evidence of a compound

## Report of Analysis

<b>Client Sample ID:</b> B29-2'	<b>Date Sampled:</b> 07/07/16
<b>Lab Sample ID:</b> C46435-13	<b>Date Received:</b> 07/07/16
<b>Matrix:</b> SO - Soil	<b>Percent Solids:</b> n/a <sup>a</sup>
<b>Project:</b> Premier Hyundai 2820 Broadway Oakland	

### Metals Analysis

Analyte	Result	RL	Units	DF	Prep	Analyzed By	Method	Prep Method
Lead	26.5	1.9	mg/kg	1	07/11/16	07/19/16 RS	SW846 6010B <sup>1</sup>	SW846 3050B <sup>2</sup>

(1) Instrument QC Batch: MA6017

(2) Prep QC Batch: MP11595

(a) All results reported on a wet weight basis.

---

RL = Reporting Limit

SGS Accutest

## Report of Analysis

Page 1 of 3

3.12

3

<b>Client Sample ID:</b> B29-4'		<b>Date Sampled:</b> 07/07/16
<b>Lab Sample ID:</b> C46435-14		<b>Date Received:</b> 07/07/16
<b>Matrix:</b> SO - Soil		<b>Percent Solids:</b> n/a <sup>a</sup>
<b>Method:</b> SW846 8260B		
<b>Project:</b> Premier Hyundai 2820 Broadway Oakland		

Run #1	File ID	DF	Analyzed	By	Prep Date	Prep Batch	Analytical Batch
Run #1	M61844.D	1	07/13/16	JT	n/a	n/a	VM1859
Run #2							

Run #1	Initial Weight	Final Volume	Methanol Aliquot
Run #1	5.31 g	5.0 ml	100 ul
Run #2			

## VOA 8260 List

CAS No.	Compound	Result	RL	Units	Q
67-64-1	Acetone	ND	1900	ug/kg	
71-43-2	Benzene	ND	240	ug/kg	
108-86-1	Bromobenzene	ND	240	ug/kg	
74-97-5	Bromochloromethane	ND	240	ug/kg	
75-27-4	Bromodichloromethane	ND	240	ug/kg	
75-25-2	Bromoform	ND	240	ug/kg	
104-51-8	n-Butylbenzene	304	240	ug/kg	
135-98-8	sec-Butylbenzene	ND	240	ug/kg	
98-06-6	tert-Butylbenzene	ND	240	ug/kg	
108-90-7	Chlorobenzene	ND	240	ug/kg	
75-00-3	Chloroethane	ND	240	ug/kg	
67-66-3	Chloroform	ND	240	ug/kg	
95-49-8	o-Chlorotoluene	ND	240	ug/kg	
106-43-4	p-Chlorotoluene	ND	240	ug/kg	
56-23-5	Carbon tetrachloride	ND	240	ug/kg	
75-34-3	1,1-Dichloroethane	ND	240	ug/kg	
75-35-4	1,1-Dichloroethylene	ND	240	ug/kg	
563-58-6	1,1-Dichloropropene	ND	240	ug/kg	
96-12-8	1,2-Dibromo-3-chloropropane	ND	240	ug/kg	
106-93-4	1,2-Dibromoethane	ND	240	ug/kg	
107-06-2	1,2-Dichloroethane	ND	240	ug/kg	
78-87-5	1,2-Dichloropropane	ND	240	ug/kg	
142-28-9	1,3-Dichloropropane	ND	240	ug/kg	
108-20-3	Di-Isopropyl ether	ND	240	ug/kg	
594-20-7	2,2-Dichloropropane	ND	240	ug/kg	
124-48-1	Dibromochloromethane	ND	240	ug/kg	
75-71-8	Dichlorodifluoromethane	ND	240	ug/kg	
156-59-2	cis-1,2-Dichloroethylene	ND	240	ug/kg	
10061-01-5	cis-1,3-Dichloropropene	ND	240	ug/kg	
541-73-1	m-Dichlorobenzene	ND	240	ug/kg	
95-50-1	o-Dichlorobenzene	ND	240	ug/kg	
106-46-7	p-Dichlorobenzene	ND	240	ug/kg	

ND = Not detected

RL = Reporting Limit

E = Indicates value exceeds calibration range

J = Indicates an estimated value

B = Indicates analyte found in associated method blank

N = Indicates presumptive evidence of a compound



# Report of Analysis

<b>Client Sample ID:</b> B29-4'		<b>Date Sampled:</b> 07/07/16
<b>Lab Sample ID:</b> C46435-14		<b>Date Received:</b> 07/07/16
<b>Matrix:</b> SO - Soil		<b>Percent Solids:</b> n/a <sup>a</sup>
<b>Method:</b> SW846 8260B		
<b>Project:</b> Premier Hyundai 2820 Broadway Oakland		

**VOA 8260 List**

CAS No.	Compound	Result	RL	Units	Q
156-60-5	trans-1,2-Dichloroethylene	ND	240	ug/kg	
10061-02-6	trans-1,3-Dichloropropene	ND	240	ug/kg	
100-41-4	Ethylbenzene	436	240	ug/kg	
637-92-3	Ethyl tert-Butyl Ether	ND	240	ug/kg	
591-78-6	2-Hexanone	ND	940	ug/kg	
87-68-3	Hexachlorobutadiene	ND	240	ug/kg	
98-82-8	Isopropylbenzene	487	240	ug/kg	
99-87-6	p-Isopropyltoluene	ND	240	ug/kg	
108-10-1	4-Methyl-2-pentanone	ND	940	ug/kg	
74-83-9	Methyl bromide	ND	240	ug/kg	
74-87-3	Methyl chloride	ND	240	ug/kg	
74-95-3	Methylene bromide	ND	240	ug/kg	
75-09-2	Methylene chloride	ND	940	ug/kg	
78-93-3	Methyl ethyl ketone	ND	940	ug/kg	
1634-04-4	Methyl Tert Butyl Ether	ND	240	ug/kg	
91-20-3	Naphthalene	486	240	ug/kg	
103-65-1	n-Propylbenzene	653	240	ug/kg	
100-42-5	Styrene	ND	240	ug/kg	
994-05-8	Tert-Amyl Methyl Ether	ND	240	ug/kg	
75-65-0	Tert Butyl Alcohol	ND	1900	ug/kg	
630-20-6	1,1,1,2-Tetrachloroethane	ND	240	ug/kg	
71-55-6	1,1,1-Trichloroethane	ND	240	ug/kg	
79-34-5	1,1,2,2-Tetrachloroethane	ND	240	ug/kg	
79-00-5	1,1,2-Trichloroethane	ND	240	ug/kg	
87-61-6	1,2,3-Trichlorobenzene	ND	240	ug/kg	
96-18-4	1,2,3-Trichloropropane	ND	240	ug/kg	
120-82-1	1,2,4-Trichlorobenzene	ND	240	ug/kg	
95-63-6	1,2,4-Trimethylbenzene	1340	240	ug/kg	
108-67-8	1,3,5-Trimethylbenzene	765	240	ug/kg	
127-18-4	Tetrachloroethylene	ND	240	ug/kg	
108-88-3	Toluene	ND	240	ug/kg	
79-01-6	Trichloroethylene	ND	240	ug/kg	
75-69-4	Trichlorofluoromethane	ND	240	ug/kg	
75-01-4	Vinyl chloride	ND	240	ug/kg	
1330-20-7	Xylene (total)	704	470	ug/kg	

CAS No.	Surrogate Recoveries	Run# 1	Run# 2	Limits
1868-53-7	Dibromofluoromethane	90%		72-140%
2037-26-5	Toluene-D8	95%		87-113%

ND = Not detected  
 RL = Reporting Limit  
 E = Indicates value exceeds calibration range

J = Indicates an estimated value  
 B = Indicates analyte found in associated method blank  
 N = Indicates presumptive evidence of a compound

## Report of Analysis

<b>Client Sample ID:</b> B29-4'	
<b>Lab Sample ID:</b> C46435-14	<b>Date Sampled:</b> 07/07/16
<b>Matrix:</b> SO - Soil	<b>Date Received:</b> 07/07/16
<b>Method:</b> SW846 8260B	<b>Percent Solids:</b> n/a <sup>a</sup>
<b>Project:</b> Premier Hyundai 2820 Broadway Oakland	

## VOA 8260 List

CAS No.	Surrogate Recoveries	Run# 1	Run# 2	Limits
460-00-4	4-Bromofluorobenzene	115%		81-115%

(a) All results reported on a wet weight basis.

ND = Not detected

RL = Reporting Limit

E = Indicates value exceeds calibration range

J = Indicates an estimated value

B = Indicates analyte found in associated method blank

N = Indicates presumptive evidence of a compound

## Report of Analysis

<b>Client Sample ID:</b> B29-4'		<b>Date Sampled:</b> 07/07/16
<b>Lab Sample ID:</b> C46435-14		<b>Date Received:</b> 07/07/16
<b>Matrix:</b> SO - Soil		<b>Percent Solids:</b> n/a <sup>a</sup>
<b>Method:</b> SW846 8015B M SW846 3550B		
<b>Project:</b> Premier Hyundai 2820 Broadway Oakland		

	File ID	DF	Analyzed	By	Prep Date	Prep Batch	Analytical Batch
Run #1	BB5212.D	2	07/10/16	MT	07/08/16	OP14613	GBB170
Run #2							

	Initial Weight	Final Volume
Run #1	30.1 g	1.0 ml
Run #2		

## TPH Extractable

CAS No.	Compound	Result	RL	Units	Q
	TPH (C10-C28)	40.8	6.6	mg/kg	
	TPH (> C28-C40)	54.0	6.6	mg/kg	

CAS No.	Surrogate Recoveries	Run# 1	Run# 2	Limits
630-01-3	Hexacosane	81%		38-146%

(a) All results reported on a wet weight basis.

ND = Not detected  
 RL = Reporting Limit  
 E = Indicates value exceeds calibration range

J = Indicates an estimated value  
 B = Indicates analyte found in associated method blank  
 N = Indicates presumptive evidence of a compound

## Report of Analysis

<b>Client Sample ID:</b> B29-4'	
<b>Lab Sample ID:</b> C46435-14	<b>Date Sampled:</b> 07/07/16
<b>Matrix:</b> SO - Soil	<b>Date Received:</b> 07/07/16
	<b>Percent Solids:</b> n/a <sup>a</sup>
<b>Project:</b> Premier Hyundai 2820 Broadway Oakland	

### Metals Analysis

Analyte	Result	RL	Units	DF	Prep	Analyzed By	Method	Prep Method
Lead	10.5	1.9	mg/kg	1	07/11/16	07/19/16 RS	SW846 6010B <sup>1</sup>	SW846 3050B <sup>2</sup>

(1) Instrument QC Batch: MA6017

(2) Prep QC Batch: MP11595

(a) All results reported on a wet weight basis.

---

RL = Reporting Limit

SGS Accutest

## Report of Analysis

Page 1 of 3

3.13

3

<b>Client Sample ID:</b> B29-10'		<b>Date Sampled:</b> 07/07/16
<b>Lab Sample ID:</b> C46435-15		<b>Date Received:</b> 07/07/16
<b>Matrix:</b> SO - Soil		<b>Percent Solids:</b> n/a <sup>a</sup>
<b>Method:</b> SW846 8260B		
<b>Project:</b> Premier Hyundai 2820 Broadway Oakland		

Run #1	File ID	DF	Analyzed	By	Prep Date	Prep Batch	Analytical Batch
Run #1	M61919.D	1	07/18/16	JT	n/a	n/a	VM1861
Run #2							

Run #1	Initial Weight	Final Volume	Methanol Aliquot
Run #1	5.63 g	5.0 ml	40.0 ul
Run #2			

## VOA 8260 List

CAS No.	Compound	Result	RL	Units	Q
67-64-1	Acetone	ND	4400	ug/kg	
71-43-2	Benzene	884	560	ug/kg	
108-86-1	Bromobenzene	ND	560	ug/kg	
74-97-5	Bromochloromethane	ND	560	ug/kg	
75-27-4	Bromodichloromethane	ND	560	ug/kg	
75-25-2	Bromoform	ND	560	ug/kg	
104-51-8	n-Butylbenzene	ND	560	ug/kg	
135-98-8	sec-Butylbenzene	ND	560	ug/kg	
98-06-6	tert-Butylbenzene	ND	560	ug/kg	
108-90-7	Chlorobenzene	ND	560	ug/kg	
75-00-3	Chloroethane	ND	560	ug/kg	
67-66-3	Chloroform	ND	560	ug/kg	
95-49-8	o-Chlorotoluene	ND	560	ug/kg	
106-43-4	p-Chlorotoluene	ND	560	ug/kg	
56-23-5	Carbon tetrachloride	ND	560	ug/kg	
75-34-3	1,1-Dichloroethane	ND	560	ug/kg	
75-35-4	1,1-Dichloroethylene	ND	560	ug/kg	
563-58-6	1,1-Dichloropropene	ND	560	ug/kg	
96-12-8	1,2-Dibromo-3-chloropropane	ND	560	ug/kg	
106-93-4	1,2-Dibromoethane	ND	560	ug/kg	
107-06-2	1,2-Dichloroethane	ND	560	ug/kg	
78-87-5	1,2-Dichloropropane	ND	560	ug/kg	
142-28-9	1,3-Dichloropropane	ND	560	ug/kg	
108-20-3	Di-Isopropyl ether	ND	560	ug/kg	
594-20-7	2,2-Dichloropropane	ND	560	ug/kg	
124-48-1	Dibromochloromethane	ND	560	ug/kg	
75-71-8	Dichlorodifluoromethane	ND	560	ug/kg	
156-59-2	cis-1,2-Dichloroethylene	ND	560	ug/kg	
10061-01-5	cis-1,3-Dichloropropene	ND	560	ug/kg	
541-73-1	m-Dichlorobenzene	ND	560	ug/kg	
95-50-1	o-Dichlorobenzene	ND	560	ug/kg	
106-46-7	p-Dichlorobenzene	ND	560	ug/kg	

ND = Not detected

RL = Reporting Limit

E = Indicates value exceeds calibration range

J = Indicates an estimated value

B = Indicates analyte found in associated method blank

N = Indicates presumptive evidence of a compound

## Report of Analysis

<b>Client Sample ID:</b>	B29-10'	<b>Date Sampled:</b>	07/07/16
<b>Lab Sample ID:</b>	C46435-15	<b>Date Received:</b>	07/07/16
<b>Matrix:</b>	SO - Soil	<b>Percent Solids:</b>	n/a <sup>a</sup>
<b>Method:</b>	SW846 8260B		
<b>Project:</b>	Premier Hyundai 2820 Broadway Oakland		

## VOA 8260 List

CAS No.	Compound	Result	RL	Units	Q
156-60-5	trans-1,2-Dichloroethylene	ND	560	ug/kg	
10061-02-6	trans-1,3-Dichloropropene	ND	560	ug/kg	
100-41-4	Ethylbenzene	6860	560	ug/kg	
637-92-3	Ethyl tert-Butyl Ether	ND	560	ug/kg	
591-78-6	2-Hexanone	ND	2200	ug/kg	
87-68-3	Hexachlorobutadiene	ND	560	ug/kg	
98-82-8	Isopropylbenzene	1370	560	ug/kg	
99-87-6	p-Isopropyltoluene	ND	560	ug/kg	
108-10-1	4-Methyl-2-pentanone	ND	2200	ug/kg	
74-83-9	Methyl bromide	ND	560	ug/kg	
74-87-3	Methyl chloride	ND	560	ug/kg	
74-95-3	Methylene bromide	ND	560	ug/kg	
75-09-2	Methylene chloride	ND	2200	ug/kg	
78-93-3	Methyl ethyl ketone	ND	2200	ug/kg	
1634-04-4	Methyl Tert Butyl Ether	ND	560	ug/kg	
91-20-3	Naphthalene	1000	560	ug/kg	
103-65-1	n-Propylbenzene	1690	560	ug/kg	
100-42-5	Styrene	ND	560	ug/kg	
994-05-8	Tert-Amyl Methyl Ether	ND	560	ug/kg	
75-65-0	Tert Butyl Alcohol	ND	4400	ug/kg	
630-20-6	1,1,1,2-Tetrachloroethane	ND	560	ug/kg	
71-55-6	1,1,1-Trichloroethane	ND	560	ug/kg	
79-34-5	1,1,2,2-Tetrachloroethane	ND	560	ug/kg	
79-00-5	1,1,2-Trichloroethane	ND	560	ug/kg	
87-61-6	1,2,3-Trichlorobenzene	ND	560	ug/kg	
96-18-4	1,2,3-Trichloropropane	ND	560	ug/kg	
120-82-1	1,2,4-Trichlorobenzene	ND	560	ug/kg	
95-63-6	1,2,4-Trimethylbenzene	8130	560	ug/kg	
108-67-8	1,3,5-Trimethylbenzene	2380	560	ug/kg	
127-18-4	Tetrachloroethylene	ND	560	ug/kg	
108-88-3	Toluene	ND	560	ug/kg	
79-01-6	Trichloroethylene	ND	560	ug/kg	
75-69-4	Trichlorofluoromethane	ND	560	ug/kg	
75-01-4	Vinyl chloride	ND	560	ug/kg	
1330-20-7	Xylene (total)	18900	1100	ug/kg	

CAS No.	Surrogate Recoveries	Run# 1	Run# 2	Limits
1868-53-7	Dibromofluoromethane	92%		72-140%
2037-26-5	Toluene-D8	99%		87-113%

ND = Not detected

RL = Reporting Limit

E = Indicates value exceeds calibration range

J = Indicates an estimated value

B = Indicates analyte found in associated method blank

N = Indicates presumptive evidence of a compound

## Report of Analysis

<b>Client Sample ID:</b> B29-10'	
<b>Lab Sample ID:</b> C46435-15	<b>Date Sampled:</b> 07/07/16
<b>Matrix:</b> SO - Soil	<b>Date Received:</b> 07/07/16
<b>Method:</b> SW846 8260B	<b>Percent Solids:</b> n/a <sup>a</sup>
<b>Project:</b> Premier Hyundai 2820 Broadway Oakland	

### VOA 8260 List

CAS No.	Surrogate Recoveries	Run# 1	Run# 2	Limits
460-00-4	4-Bromofluorobenzene	112%		81-115%

(a) All results reported on a wet weight basis.

ND = Not detected  
 RL = Reporting Limit  
 E = Indicates value exceeds calibration range

J = Indicates an estimated value  
 B = Indicates analyte found in associated method blank  
 N = Indicates presumptive evidence of a compound

## Report of Analysis

<b>Client Sample ID:</b> B29-10'		<b>Date Sampled:</b> 07/07/16
<b>Lab Sample ID:</b> C46435-15		<b>Date Received:</b> 07/07/16
<b>Matrix:</b> SO - Soil		<b>Percent Solids:</b> n/a <sup>a</sup>
<b>Method:</b> SW846 8015B M SW846 3550B		
<b>Project:</b> Premier Hyundai 2820 Broadway Oakland		

	File ID	DF	Analyzed	By	Prep Date	Prep Batch	Analytical Batch
Run #1	BB5201.D	1	07/10/16	MT	07/08/16	OP14613	GBB170
Run #2							

	Initial Weight	Final Volume
Run #1	30.1 g	1.0 ml
Run #2		

## TPH Extractable

CAS No.	Compound	Result	RL	Units	Q
	TPH (C10-C28)	17.2	3.3	mg/kg	
	TPH (> C28-C40)	ND	3.3	mg/kg	
CAS No.	Surrogate Recoveries	Run# 1	Run# 2	Limits	
630-01-3	Hexacosane	75%		38-146%	

(a) All results reported on a wet weight basis.

ND = Not detected  
 RL = Reporting Limit  
 E = Indicates value exceeds calibration range

J = Indicates an estimated value  
 B = Indicates analyte found in associated method blank  
 N = Indicates presumptive evidence of a compound



## Report of Analysis

<b>Client Sample ID:</b> B29-10'	
<b>Lab Sample ID:</b> C46435-15	<b>Date Sampled:</b> 07/07/16
<b>Matrix:</b> SO - Soil	<b>Date Received:</b> 07/07/16
	<b>Percent Solids:</b> n/a <sup>a</sup>
<b>Project:</b> Premier Hyundai 2820 Broadway Oakland	

### Metals Analysis

Analyte	Result	RL	Units	DF	Prep	Analyzed By	Method	Prep Method
Lead	4.9	1.9	mg/kg	1	07/11/16	07/19/16 RS	SW846 6010B <sup>1</sup>	SW846 3050B <sup>2</sup>

(1) Instrument QC Batch: MA6017

(2) Prep QC Batch: MP11595

(a) All results reported on a wet weight basis.

---

RL = Reporting Limit

SGS Accutest

## Report of Analysis

Page 1 of 3

3.14

3

<b>Client Sample ID:</b> B29-15'	<b>Date Sampled:</b> 07/07/16
<b>Lab Sample ID:</b> C46435-16	<b>Date Received:</b> 07/07/16
<b>Matrix:</b> SO - Soil	<b>Percent Solids:</b> n/a <sup>a</sup>
<b>Method:</b> SW846 8260B	
<b>Project:</b> Premier Hyundai 2820 Broadway Oakland	

Run #1	File ID	DF	Analyzed	By	Prep Date	Prep Batch	Analytical Batch
Run #1	M61846.D	1	07/13/16	JT	n/a	n/a	VM1859
Run #2							

Run #1	Initial Weight	Final Volume	Methanol Aliquot
Run #1	5.67 g	5.0 ml	100 ul
Run #2			

## VOA 8260 List

CAS No.	Compound	Result	RL	Units	Q
67-64-1	Acetone	ND	1800	ug/kg	
71-43-2	Benzene	937	220	ug/kg	
108-86-1	Bromobenzene	ND	220	ug/kg	
74-97-5	Bromochloromethane	ND	220	ug/kg	
75-27-4	Bromodichloromethane	ND	220	ug/kg	
75-25-2	Bromoform	ND	220	ug/kg	
104-51-8	n-Butylbenzene	ND	220	ug/kg	
135-98-8	sec-Butylbenzene	ND	220	ug/kg	
98-06-6	tert-Butylbenzene	ND	220	ug/kg	
108-90-7	Chlorobenzene	ND	220	ug/kg	
75-00-3	Chloroethane	ND	220	ug/kg	
67-66-3	Chloroform	ND	220	ug/kg	
95-49-8	o-Chlorotoluene	ND	220	ug/kg	
106-43-4	p-Chlorotoluene	ND	220	ug/kg	
56-23-5	Carbon tetrachloride	ND	220	ug/kg	
75-34-3	1,1-Dichloroethane	ND	220	ug/kg	
75-35-4	1,1-Dichloroethylene	ND	220	ug/kg	
563-58-6	1,1-Dichloropropene	ND	220	ug/kg	
96-12-8	1,2-Dibromo-3-chloropropane	ND	220	ug/kg	
106-93-4	1,2-Dibromoethane	ND	220	ug/kg	
107-06-2	1,2-Dichloroethane	ND	220	ug/kg	
78-87-5	1,2-Dichloropropane	ND	220	ug/kg	
142-28-9	1,3-Dichloropropane	ND	220	ug/kg	
108-20-3	Di-Isopropyl ether	ND	220	ug/kg	
594-20-7	2,2-Dichloropropane	ND	220	ug/kg	
124-48-1	Dibromochloromethane	ND	220	ug/kg	
75-71-8	Dichlorodifluoromethane	ND	220	ug/kg	
156-59-2	cis-1,2-Dichloroethylene	ND	220	ug/kg	
10061-01-5	cis-1,3-Dichloropropene	ND	220	ug/kg	
541-73-1	m-Dichlorobenzene	ND	220	ug/kg	
95-50-1	o-Dichlorobenzene	ND	220	ug/kg	
106-46-7	p-Dichlorobenzene	ND	220	ug/kg	

ND = Not detected

RL = Reporting Limit

E = Indicates value exceeds calibration range

J = Indicates an estimated value

B = Indicates analyte found in associated method blank

N = Indicates presumptive evidence of a compound

## Report of Analysis

<b>Client Sample ID:</b>	B29-15'	<b>Date Sampled:</b>	07/07/16
<b>Lab Sample ID:</b>	C46435-16	<b>Date Received:</b>	07/07/16
<b>Matrix:</b>	SO - Soil	<b>Percent Solids:</b>	n/a <sup>a</sup>
<b>Method:</b>	SW846 8260B		
<b>Project:</b>	Premier Hyundai 2820 Broadway Oakland		

## VOA 8260 List

CAS No.	Compound	Result	RL	Units	Q
156-60-5	trans-1,2-Dichloroethylene	ND	220	ug/kg	
10061-02-6	trans-1,3-Dichloropropene	ND	220	ug/kg	
100-41-4	Ethylbenzene	1930	220	ug/kg	
637-92-3	Ethyl tert-Butyl Ether	ND	220	ug/kg	
591-78-6	2-Hexanone	ND	880	ug/kg	
87-68-3	Hexachlorobutadiene	ND	220	ug/kg	
98-82-8	Isopropylbenzene	383	220	ug/kg	
99-87-6	p-Isopropyltoluene	ND	220	ug/kg	
108-10-1	4-Methyl-2-pentanone	ND	880	ug/kg	
74-83-9	Methyl bromide	ND	220	ug/kg	
74-87-3	Methyl chloride	ND	220	ug/kg	
74-95-3	Methylene bromide	ND	220	ug/kg	
75-09-2	Methylene chloride	ND	880	ug/kg	
78-93-3	Methyl ethyl ketone	ND	880	ug/kg	
1634-04-4	Methyl Tert Butyl Ether	ND	220	ug/kg	
91-20-3	Naphthalene	226	220	ug/kg	
103-65-1	n-Propylbenzene	406	220	ug/kg	
100-42-5	Styrene	ND	220	ug/kg	
994-05-8	Tert-Amyl Methyl Ether	ND	220	ug/kg	
75-65-0	Tert Butyl Alcohol	ND	1800	ug/kg	
630-20-6	1,1,1,2-Tetrachloroethane	ND	220	ug/kg	
71-55-6	1,1,1-Trichloroethane	ND	220	ug/kg	
79-34-5	1,1,2,2-Tetrachloroethane	ND	220	ug/kg	
79-00-5	1,1,2-Trichloroethane	ND	220	ug/kg	
87-61-6	1,2,3-Trichlorobenzene	ND	220	ug/kg	
96-18-4	1,2,3-Trichloropropane	ND	220	ug/kg	
120-82-1	1,2,4-Trichlorobenzene	ND	220	ug/kg	
95-63-6	1,2,4-Trimethylbenzene	1690	220	ug/kg	
108-67-8	1,3,5-Trimethylbenzene	625	220	ug/kg	
127-18-4	Tetrachloroethylene	ND	220	ug/kg	
108-88-3	Toluene	1620	220	ug/kg	
79-01-6	Trichloroethylene	ND	220	ug/kg	
75-69-4	Trichlorofluoromethane	ND	220	ug/kg	
75-01-4	Vinyl chloride	ND	220	ug/kg	
1330-20-7	Xylene (total)	8690	440	ug/kg	

CAS No.	Surrogate Recoveries	Run# 1	Run# 2	Limits
1868-53-7	Dibromofluoromethane	86%		72-140%
2037-26-5	Toluene-D8	95%		87-113%

ND = Not detected

RL = Reporting Limit

E = Indicates value exceeds calibration range

J = Indicates an estimated value

B = Indicates analyte found in associated method blank

N = Indicates presumptive evidence of a compound

## Report of Analysis

<b>Client Sample ID:</b> B29-15'		<b>Date Sampled:</b> 07/07/16
<b>Lab Sample ID:</b> C46435-16		<b>Date Received:</b> 07/07/16
<b>Matrix:</b> SO - Soil		<b>Percent Solids:</b> n/a <sup>a</sup>
<b>Method:</b> SW846 8260B		
<b>Project:</b> Premier Hyundai 2820 Broadway Oakland		

### VOA 8260 List

CAS No.	Surrogate Recoveries	Run# 1	Run# 2	Limits
460-00-4	4-Bromofluorobenzene	107%		81-115%

(a) All results reported on a wet weight basis.

ND = Not detected  
 RL = Reporting Limit  
 E = Indicates value exceeds calibration range

J = Indicates an estimated value  
 B = Indicates analyte found in associated method blank  
 N = Indicates presumptive evidence of a compound

## Report of Analysis

<b>Client Sample ID:</b> B29-15'	<b>Date Sampled:</b> 07/07/16
<b>Lab Sample ID:</b> C46435-16	<b>Date Received:</b> 07/07/16
<b>Matrix:</b> SO - Soil	<b>Percent Solids:</b> n/a <sup>a</sup>
<b>Method:</b> SW846 8015B M SW846 3550B	
<b>Project:</b> Premier Hyundai 2820 Broadway Oakland	

	File ID	DF	Analyzed	By	Prep Date	Prep Batch	Analytical Batch
Run #1	BB5202.D	1	07/10/16	MT	07/08/16	OP14613	GBB170
Run #2							

	Initial Weight	Final Volume
Run #1	30.3 g	1.0 ml
Run #2		

## TPH Extractable

CAS No.	Compound	Result	RL	Units	Q
	TPH (C10-C28)	ND	3.3	mg/kg	
	TPH (> C28-C40)	ND	3.3	mg/kg	

CAS No.	Surrogate Recoveries	Run# 1	Run# 2	Limits
630-01-3	Hexacosane	76%		38-146%

(a) All results reported on a wet weight basis.

ND = Not detected  
 RL = Reporting Limit  
 E = Indicates value exceeds calibration range

J = Indicates an estimated value  
 B = Indicates analyte found in associated method blank  
 N = Indicates presumptive evidence of a compound

## Report of Analysis

<b>Client Sample ID:</b> B29-15'		<b>Date Sampled:</b> 07/07/16
<b>Lab Sample ID:</b> C46435-16		<b>Date Received:</b> 07/07/16
<b>Matrix:</b> SO - Soil		<b>Percent Solids:</b> n/a <sup>a</sup>
<b>Project:</b> Premier Hyundai 2820 Broadway Oakland		

### Metals Analysis

Analyte	Result	RL	Units	DF	Prep	Analyzed By	Method	Prep Method
Lead	4.6	1.9	mg/kg	1	07/11/16	07/19/16 RS	SW846 6010B <sup>1</sup>	SW846 3050B <sup>2</sup>

(1) Instrument QC Batch: MA6017

(2) Prep QC Batch: MP11595

(a) All results reported on a wet weight basis.

---

RL = Reporting Limit

SGS Accutest

## Report of Analysis

Page 1 of 3

3.15

3

<b>Client Sample ID:</b> B29-20'	<b>Date Sampled:</b> 07/07/16
<b>Lab Sample ID:</b> C46435-17	<b>Date Received:</b> 07/07/16
<b>Matrix:</b> SO - Soil	<b>Percent Solids:</b> n/a <sup>a</sup>
<b>Method:</b> SW846 8260B	
<b>Project:</b> Premier Hyundai 2820 Broadway Oakland	

Run #1	File ID	DF	Analyzed	By	Prep Date	Prep Batch	Analytical Batch
Run #1	M61845.D	1	07/13/16	JT	n/a	n/a	VM1859
Run #2							

Run #1	Initial Weight	Final Volume	Methanol Aliquot
Run #1	5.20 g	5.0 ml	100 ul
Run #2			

## VOA 8260 List

CAS No.	Compound	Result	RL	Units	Q
67-64-1	Acetone	ND	1900	ug/kg	
71-43-2	Benzene	296	240	ug/kg	
108-86-1	Bromobenzene	ND	240	ug/kg	
74-97-5	Bromochloromethane	ND	240	ug/kg	
75-27-4	Bromodichloromethane	ND	240	ug/kg	
75-25-2	Bromoform	ND	240	ug/kg	
104-51-8	n-Butylbenzene	ND	240	ug/kg	
135-98-8	sec-Butylbenzene	ND	240	ug/kg	
98-06-6	tert-Butylbenzene	ND	240	ug/kg	
108-90-7	Chlorobenzene	ND	240	ug/kg	
75-00-3	Chloroethane	ND	240	ug/kg	
67-66-3	Chloroform	ND	240	ug/kg	
95-49-8	o-Chlorotoluene	ND	240	ug/kg	
106-43-4	p-Chlorotoluene	ND	240	ug/kg	
56-23-5	Carbon tetrachloride	ND	240	ug/kg	
75-34-3	1,1-Dichloroethane	ND	240	ug/kg	
75-35-4	1,1-Dichloroethylene	ND	240	ug/kg	
563-58-6	1,1-Dichloropropene	ND	240	ug/kg	
96-12-8	1,2-Dibromo-3-chloropropane	ND	240	ug/kg	
106-93-4	1,2-Dibromoethane	ND	240	ug/kg	
107-06-2	1,2-Dichloroethane	ND	240	ug/kg	
78-87-5	1,2-Dichloropropane	ND	240	ug/kg	
142-28-9	1,3-Dichloropropane	ND	240	ug/kg	
108-20-3	Di-Isopropyl ether	ND	240	ug/kg	
594-20-7	2,2-Dichloropropane	ND	240	ug/kg	
124-48-1	Dibromochloromethane	ND	240	ug/kg	
75-71-8	Dichlorodifluoromethane	ND	240	ug/kg	
156-59-2	cis-1,2-Dichloroethylene	ND	240	ug/kg	
10061-01-5	cis-1,3-Dichloropropene	ND	240	ug/kg	
541-73-1	m-Dichlorobenzene	ND	240	ug/kg	
95-50-1	o-Dichlorobenzene	ND	240	ug/kg	
106-46-7	p-Dichlorobenzene	ND	240	ug/kg	

ND = Not detected

RL = Reporting Limit

E = Indicates value exceeds calibration range

J = Indicates an estimated value

B = Indicates analyte found in associated method blank

N = Indicates presumptive evidence of a compound

## Report of Analysis

<b>Client Sample ID:</b>	B29-20'	<b>Date Sampled:</b>	07/07/16
<b>Lab Sample ID:</b>	C46435-17	<b>Date Received:</b>	07/07/16
<b>Matrix:</b>	SO - Soil	<b>Percent Solids:</b>	n/a <sup>a</sup>
<b>Method:</b>	SW846 8260B		
<b>Project:</b>	Premier Hyundai 2820 Broadway Oakland		

## VOA 8260 List

CAS No.	Compound	Result	RL	Units	Q
156-60-5	trans-1,2-Dichloroethylene	ND	240	ug/kg	
10061-02-6	trans-1,3-Dichloropropene	ND	240	ug/kg	
100-41-4	Ethylbenzene	ND	240	ug/kg	
637-92-3	Ethyl tert-Butyl Ether	ND	240	ug/kg	
591-78-6	2-Hexanone	ND	960	ug/kg	
87-68-3	Hexachlorobutadiene	ND	240	ug/kg	
98-82-8	Isopropylbenzene	ND	240	ug/kg	
99-87-6	p-Isopropyltoluene	ND	240	ug/kg	
108-10-1	4-Methyl-2-pentanone	ND	960	ug/kg	
74-83-9	Methyl bromide	ND	240	ug/kg	
74-87-3	Methyl chloride	ND	240	ug/kg	
74-95-3	Methylene bromide	ND	240	ug/kg	
75-09-2	Methylene chloride	ND	960	ug/kg	
78-93-3	Methyl ethyl ketone	ND	960	ug/kg	
1634-04-4	Methyl Tert Butyl Ether	ND	240	ug/kg	
91-20-3	Naphthalene	ND	240	ug/kg	
103-65-1	n-Propylbenzene	ND	240	ug/kg	
100-42-5	Styrene	ND	240	ug/kg	
994-05-8	Tert-Amyl Methyl Ether	ND	240	ug/kg	
75-65-0	Tert Butyl Alcohol	ND	1900	ug/kg	
630-20-6	1,1,1,2-Tetrachloroethane	ND	240	ug/kg	
71-55-6	1,1,1-Trichloroethane	ND	240	ug/kg	
79-34-5	1,1,2,2-Tetrachloroethane	ND	240	ug/kg	
79-00-5	1,1,2-Trichloroethane	ND	240	ug/kg	
87-61-6	1,2,3-Trichlorobenzene	ND	240	ug/kg	
96-18-4	1,2,3-Trichloropropane	ND	240	ug/kg	
120-82-1	1,2,4-Trichlorobenzene	ND	240	ug/kg	
95-63-6	1,2,4-Trimethylbenzene	ND	240	ug/kg	
108-67-8	1,3,5-Trimethylbenzene	ND	240	ug/kg	
127-18-4	Tetrachloroethylene	ND	240	ug/kg	
108-88-3	Toluene	ND	240	ug/kg	
79-01-6	Trichloroethylene	ND	240	ug/kg	
75-69-4	Trichlorofluoromethane	ND	240	ug/kg	
75-01-4	Vinyl chloride	ND	240	ug/kg	
1330-20-7	Xylene (total)	ND	480	ug/kg	

CAS No.	Surrogate Recoveries	Run# 1	Run# 2	Limits
1868-53-7	Dibromofluoromethane	89%		72-140%
2037-26-5	Toluene-D8	94%		87-113%

ND = Not detected

RL = Reporting Limit

E = Indicates value exceeds calibration range

J = Indicates an estimated value

B = Indicates analyte found in associated method blank

N = Indicates presumptive evidence of a compound



## Report of Analysis

<b>Client Sample ID:</b> B29-20'	<b>Date Sampled:</b> 07/07/16
<b>Lab Sample ID:</b> C46435-17	<b>Date Received:</b> 07/07/16
<b>Matrix:</b> SO - Soil	<b>Percent Solids:</b> n/a <sup>a</sup>
<b>Method:</b> SW846 8260B	
<b>Project:</b> Premier Hyundai 2820 Broadway Oakland	

## VOA 8260 List

CAS No.	Surrogate Recoveries	Run# 1	Run# 2	Limits
460-00-4	4-Bromofluorobenzene	101%		81-115%

(a) All results reported on a wet weight basis.

ND = Not detected

RL = Reporting Limit

E = Indicates value exceeds calibration range

J = Indicates an estimated value

B = Indicates analyte found in associated method blank

N = Indicates presumptive evidence of a compound

## Report of Analysis

<b>Client Sample ID:</b> B29-20'		<b>Date Sampled:</b> 07/07/16
<b>Lab Sample ID:</b> C46435-17		<b>Date Received:</b> 07/07/16
<b>Matrix:</b> SO - Soil		<b>Percent Solids:</b> n/a <sup>a</sup>
<b>Method:</b> SW846 8015B M SW846 3550B		
<b>Project:</b> Premier Hyundai 2820 Broadway Oakland		

	File ID	DF	Analyzed	By	Prep Date	Prep Batch	Analytical Batch
Run #1	BB5203.D	1	07/10/16	MT	07/08/16	OP14613	GBB170
Run #2							

	Initial Weight	Final Volume
Run #1	30.2 g	1.0 ml
Run #2		

## TPH Extractable

CAS No.	Compound	Result	RL	Units	Q
	TPH (C10-C28)	6.43	3.3	mg/kg	
	TPH (> C28-C40)	ND	3.3	mg/kg	
CAS No.	Surrogate Recoveries	Run# 1	Run# 2	Limits	
630-01-3	Hexacosane	77%		38-146%	

(a) All results reported on a wet weight basis.

ND = Not detected  
 RL = Reporting Limit  
 E = Indicates value exceeds calibration range

J = Indicates an estimated value  
 B = Indicates analyte found in associated method blank  
 N = Indicates presumptive evidence of a compound

## Report of Analysis

<b>Client Sample ID:</b> B29-20'	<b>Date Sampled:</b> 07/07/16
<b>Lab Sample ID:</b> C46435-17	<b>Date Received:</b> 07/07/16
<b>Matrix:</b> SO - Soil	<b>Percent Solids:</b> n/a <sup>a</sup>
<b>Project:</b> Premier Hyundai 2820 Broadway Oakland	

### Metals Analysis

Analyte	Result	RL	Units	DF	Prep	Analyzed By	Method	Prep Method
Lead	3.9	1.9	mg/kg	1	07/11/16	07/19/16 RS	SW846 6010B <sup>1</sup>	SW846 3050B <sup>2</sup>

(1) Instrument QC Batch: MA6017

(2) Prep QC Batch: MP11595

(a) All results reported on a wet weight basis.

---

RL = Reporting Limit

SGS Accutest

## Report of Analysis

Page 1 of 3

3.16

3

<b>Client Sample ID:</b> B29-25'	<b>Date Sampled:</b> 07/07/16
<b>Lab Sample ID:</b> C46435-18	<b>Date Received:</b> 07/07/16
<b>Matrix:</b> SO - Soil	<b>Percent Solids:</b> n/a <sup>a</sup>
<b>Method:</b> SW846 8260B	
<b>Project:</b> Premier Hyundai 2820 Broadway Oakland	

Run #1	File ID	DF	Analyzed	By	Prep Date	Prep Batch	Analytical Batch
Run #2	L49986.D	1	07/12/16	JT	n/a	n/a	VL1499

Run #1	Initial Weight
Run #2	5.37 g

## VOA 8260 List

CAS No.	Compound	Result	RL	Units	Q
67-64-1	Acetone	ND	37	ug/kg	
71-43-2	Benzene	ND	4.7	ug/kg	
108-86-1	Bromobenzene	ND	4.7	ug/kg	
74-97-5	Bromochloromethane	ND	4.7	ug/kg	
75-27-4	Bromodichloromethane	ND	4.7	ug/kg	
75-25-2	Bromoform	ND	4.7	ug/kg	
104-51-8	n-Butylbenzene	ND	4.7	ug/kg	
135-98-8	sec-Butylbenzene	ND	4.7	ug/kg	
98-06-6	tert-Butylbenzene	ND	4.7	ug/kg	
108-90-7	Chlorobenzene	ND	4.7	ug/kg	
75-00-3	Chloroethane	ND	4.7	ug/kg	
67-66-3	Chloroform	ND	4.7	ug/kg	
95-49-8	o-Chlorotoluene	ND	4.7	ug/kg	
106-43-4	p-Chlorotoluene	ND	4.7	ug/kg	
56-23-5	Carbon tetrachloride	ND	4.7	ug/kg	
75-34-3	1,1-Dichloroethane	ND	4.7	ug/kg	
75-35-4	1,1-Dichloroethylene	ND	4.7	ug/kg	
563-58-6	1,1-Dichloropropene	ND	4.7	ug/kg	
96-12-8	1,2-Dibromo-3-chloropropane	ND	4.7	ug/kg	
106-93-4	1,2-Dibromoethane	ND	4.7	ug/kg	
107-06-2	1,2-Dichloroethane	ND	4.7	ug/kg	
78-87-5	1,2-Dichloropropane	ND	4.7	ug/kg	
142-28-9	1,3-Dichloropropane	ND	4.7	ug/kg	
108-20-3	Di-Isopropyl ether	ND	4.7	ug/kg	
594-20-7	2,2-Dichloropropane	ND	4.7	ug/kg	
124-48-1	Dibromochloromethane	ND	4.7	ug/kg	
75-71-8	Dichlorodifluoromethane <sup>b</sup>	ND	4.7	ug/kg	
156-59-2	cis-1,2-Dichloroethylene	ND	4.7	ug/kg	
10061-01-5	cis-1,3-Dichloropropene	ND	4.7	ug/kg	
541-73-1	m-Dichlorobenzene	ND	4.7	ug/kg	
95-50-1	o-Dichlorobenzene	ND	4.7	ug/kg	
106-46-7	p-Dichlorobenzene	ND	4.7	ug/kg	

ND = Not detected

RL = Reporting Limit

E = Indicates value exceeds calibration range

J = Indicates an estimated value

B = Indicates analyte found in associated method blank

N = Indicates presumptive evidence of a compound

# Report of Analysis

<b>Client Sample ID:</b> B29-25'		<b>Date Sampled:</b> 07/07/16
<b>Lab Sample ID:</b> C46435-18		<b>Date Received:</b> 07/07/16
<b>Matrix:</b> SO - Soil		<b>Percent Solids:</b> n/a <sup>a</sup>
<b>Method:</b> SW846 8260B		
<b>Project:</b> Premier Hyundai 2820 Broadway Oakland		

## VOA 8260 List

CAS No.	Compound	Result	RL	Units	Q
156-60-5	trans-1,2-Dichloroethylene	ND	4.7	ug/kg	
10061-02-6	trans-1,3-Dichloropropene	ND	4.7	ug/kg	
100-41-4	Ethylbenzene	ND	4.7	ug/kg	
637-92-3	Ethyl tert-Butyl Ether	ND	4.7	ug/kg	
591-78-6	2-Hexanone	ND	19	ug/kg	
87-68-3	Hexachlorobutadiene	ND	4.7	ug/kg	
98-82-8	Isopropylbenzene	ND	4.7	ug/kg	
99-87-6	p-Isopropyltoluene	ND	4.7	ug/kg	
108-10-1	4-Methyl-2-pentanone	ND	19	ug/kg	
74-83-9	Methyl bromide	ND	4.7	ug/kg	
74-87-3	Methyl chloride	ND	4.7	ug/kg	
74-95-3	Methylene bromide	ND	4.7	ug/kg	
75-09-2	Methylene chloride	ND	19	ug/kg	
78-93-3	Methyl ethyl ketone	ND	19	ug/kg	
1634-04-4	Methyl Tert Butyl Ether	ND	4.7	ug/kg	
91-20-3	Naphthalene	ND	4.7	ug/kg	
103-65-1	n-Propylbenzene	ND	4.7	ug/kg	
100-42-5	Styrene	ND	4.7	ug/kg	
994-05-8	Tert-Amyl Methyl Ether	ND	4.7	ug/kg	
75-65-0	Tert Butyl Alcohol	ND	37	ug/kg	
630-20-6	1,1,1,2-Tetrachloroethane	ND	4.7	ug/kg	
71-55-6	1,1,1-Trichloroethane	ND	4.7	ug/kg	
79-34-5	1,1,2,2-Tetrachloroethane	ND	4.7	ug/kg	
79-00-5	1,1,2-Trichloroethane	ND	4.7	ug/kg	
87-61-6	1,2,3-Trichlorobenzene	ND	4.7	ug/kg	
96-18-4	1,2,3-Trichloropropane	ND	4.7	ug/kg	
120-82-1	1,2,4-Trichlorobenzene	ND	4.7	ug/kg	
95-63-6	1,2,4-Trimethylbenzene	ND	4.7	ug/kg	
108-67-8	1,3,5-Trimethylbenzene	ND	4.7	ug/kg	
127-18-4	Tetrachloroethylene	ND	4.7	ug/kg	
108-88-3	Toluene	ND	4.7	ug/kg	
79-01-6	Trichloroethylene	ND	4.7	ug/kg	
75-69-4	Trichlorofluoromethane	ND	4.7	ug/kg	
75-01-4	Vinyl chloride	ND	4.7	ug/kg	
1330-20-7	Xylene (total)	ND	9.3	ug/kg	

CAS No.	Surrogate Recoveries	Run# 1	Run# 2	Limits
1868-53-7	Dibromofluoromethane	88%		72-140%
2037-26-5	Toluene-D8	99%		87-113%

ND = Not detected

RL = Reporting Limit

E = Indicates value exceeds calibration range

J = Indicates an estimated value

B = Indicates analyte found in associated method blank

N = Indicates presumptive evidence of a compound

## Report of Analysis

<b>Client Sample ID:</b> B29-25'	
<b>Lab Sample ID:</b> C46435-18	<b>Date Sampled:</b> 07/07/16
<b>Matrix:</b> SO - Soil	<b>Date Received:</b> 07/07/16
<b>Method:</b> SW846 8260B	<b>Percent Solids:</b> n/a <sup>a</sup>
<b>Project:</b> Premier Hyundai 2820 Broadway Oakland	

## VOA 8260 List

CAS No.	Surrogate Recoveries	Run# 1	Run# 2	Limits
460-00-4	4-Bromofluorobenzene	89%		81-115%

(a) All results reported on a wet weight basis.

(b) CCV outside of control limits (biased high); not detected in sample.

ND = Not detected

RL = Reporting Limit

E = Indicates value exceeds calibration range

J = Indicates an estimated value

B = Indicates analyte found in associated method blank

N = Indicates presumptive evidence of a compound

SGS Accutest

## Report of Analysis

Page 1 of 1

3.16

3

<b>Client Sample ID:</b> B29-25'		<b>Date Sampled:</b> 07/07/16
<b>Lab Sample ID:</b> C46435-18		<b>Date Received:</b> 07/07/16
<b>Matrix:</b> SO - Soil		<b>Percent Solids:</b> n/a <sup>a</sup>
<b>Method:</b> SW846 8015B M SW846 3550B		
<b>Project:</b> Premier Hyundai 2820 Broadway Oakland		

	File ID	DF	Analyzed	By	Prep Date	Prep Batch	Analytical Batch
Run #1	BB5204.D	1	07/10/16	MT	07/08/16	OP14613	GBB170
Run #2							

	Initial Weight	Final Volume
Run #1	30.2 g	1.0 ml
Run #2		

## TPH Extractable

CAS No.	Compound	Result	RL	Units	Q
	TPH (C10-C28)	ND	3.3	mg/kg	
	TPH (> C28-C40)	ND	3.3	mg/kg	

CAS No.	Surrogate Recoveries	Run# 1	Run# 2	Limits
630-01-3	Hexacosane	74%		38-146%

(a) All results reported on a wet weight basis.

ND = Not detected  
 RL = Reporting Limit  
 E = Indicates value exceeds calibration range

J = Indicates an estimated value  
 B = Indicates analyte found in associated method blank  
 N = Indicates presumptive evidence of a compound

## Report of Analysis

<b>Client Sample ID:</b> B29-25'		<b>Date Sampled:</b> 07/07/16
<b>Lab Sample ID:</b> C46435-18		<b>Date Received:</b> 07/07/16
<b>Matrix:</b> SO - Soil		<b>Percent Solids:</b> n/a <sup>a</sup>
<b>Project:</b> Premier Hyundai 2820 Broadway Oakland		

### Metals Analysis

Analyte	Result	RL	Units	DF	Prep	Analyzed By	Method	Prep Method
Lead	3.1	2.0	mg/kg	1	07/11/16	07/13/16 RS	SW846 6010B <sup>1</sup>	SW846 3050B <sup>2</sup>

(1) Instrument QC Batch: MA6001

(2) Prep QC Batch: MP11595

(a) All results reported on a wet weight basis.

---

RL = Reporting Limit



Misc. Forms

---

Custody Documents and Other Forms

---

Includes the following where applicable:

- Chain of Custody



Report To					Analysis Request															
Attn: <u>Gabe Stivala</u>					<input checked="" type="checkbox"/> Volatile Organics GC/MS (VOCs) <input checked="" type="checkbox"/> EPA 8260B VOCs by <input type="checkbox"/> EPA 8260B <input type="checkbox"/> EPA 8260B: <input type="checkbox"/> Gas <input type="checkbox"/> BTEX <input type="checkbox"/> 5 Organics <input type="checkbox"/> DCA, EDC <input type="checkbox"/> Ethanol <input checked="" type="checkbox"/> TPH EPA 8015B <input type="checkbox"/> Silica Gel <input type="checkbox"/> Diesel/Motor Oil <input type="checkbox"/> Other <input type="checkbox"/> SemiVolatile Organics GC/MS <input type="checkbox"/> EPA 8270C PNA/PAH's by <input type="checkbox"/> 8270C <input type="checkbox"/> 8270C SIM Oil and Grease <input type="checkbox"/> Petroleum (EPA 1664/9071) <input type="checkbox"/> Total Pesticides <input type="checkbox"/> EPA 8081 <input type="checkbox"/> EPA 8082 PCBs <input type="checkbox"/> EPA 8082 CAN/7 Metals (EPA 60107/07-71) Metals: <input type="checkbox"/> 60108 <input type="checkbox"/> 200.7 <input type="checkbox"/> Lead <input type="checkbox"/> LUFT <input type="checkbox"/> CRCA <input type="checkbox"/> Other: Metals: <input type="checkbox"/> 6020 <input type="checkbox"/> 200.8 (CPAMS): <input type="checkbox"/> WET (STIC) <input type="checkbox"/> TCLP <input type="checkbox"/> WET (D) <input type="checkbox"/> TCLP Hex. Chrom by <input type="checkbox"/> EPA 7195 <input type="checkbox"/> or EPA 7199 pH: <input type="checkbox"/> 9040 <input type="checkbox"/> SM4500 <input type="checkbox"/> Spec. Cond. <input type="checkbox"/> Alkalinity <input type="checkbox"/> TSS <input type="checkbox"/> TDS Anions: <input type="checkbox"/> Cl <input type="checkbox"/> SO <sub>4</sub> <input type="checkbox"/> NO <sub>3</sub> <input type="checkbox"/> F <input type="checkbox"/> Br <input type="checkbox"/> NO <sub>2</sub> <input type="checkbox"/> PO <sub>4</sub> <input type="checkbox"/> Perchlorate by EPA 314.0 COD <input type="checkbox"/> EPA 410.4 <input type="checkbox"/> SM5220D <input type="checkbox"/> Turbidity Total Lead Sample # Number of Containers															
Company: <u>ATC Group Services</u>																				
Address: <u>915 Highland Bldg. Suite 250, Roseville</u>																				
Bill To: _____ Sampled By: <u>JK/AJ</u>																				
Attn: _____ Phone: <u>916-724-5247</u>																				
Sample ID	Date	Time	Mat rix	Preserv																
<u>B28-2'</u>	<u>7-7-16</u>	<u>0910</u>	<u>S</u>	<u>M</u>	<u>X</u>															
<u>B28-4'</u>		<u>0915</u>																		
<u>B28-10'</u>		<u>0925</u>																		
<u>B28-15'</u>		<u>0930</u>																		
<u>B28-20'</u>		<u>0935</u>																		
<u>B28-25'</u>		<u>0940</u>																		

Project Info.		Sample Receipt		1) Relinquished by:		2) Relinquished by:		3) Relinquished by:	
Project Name/ #:	# of Containers:	Signature:	Time:	Signature:	Time:	Signature:	Time:	Signature:	Time:
PO#:	Temp:	Printed Name:	Date:	Printed Name:	Date:	Printed Name:	Date:	Printed Name:	Date:
Credit Card Y/N:	If yes, please call with payment information ASAP	Company:		Company:		Company:		Company:	
1	10	5	4	3	2	1	Other:		
Day	Day	Day	Day	Day	Day	Day			
Report: <input type="checkbox"/> Routine <input type="checkbox"/> Level 3 <input type="checkbox"/> Level 4 <input type="checkbox"/> EDD <input type="checkbox"/> EDF				1) Received by:		2) Received by:		3) Received by:	
Special Instructions / Comments: <input type="checkbox"/> Global ID _____				Signature:	Time:	Signature:	Time:	Signature:	Time:
				Printed Name:	Date:	Printed Name:	Date:	Printed Name:	Date:
				Company:		Company:		Company:	



## SGS Accutest Sample Receipt Summary

**Job Number:** C46435

**Client:** ATC GROUP SERVICES LLC

**Project:** 915 HIGHLAND POINTE DR. SUITE 250 ROSEVIL

**Date / Time Received:** 7/7/2016 3:35:00 PM

**Delivery Method:** Accutest Courier

**Airbill #s:** \_\_\_\_\_

**Cooler Temps (Initial/Adjusted):** #1: (3.4/4.4): \_\_\_\_\_

**Cooler Security**

Y or N

Y or N

- |                           |                          |                                     |                       |                                     |                          |
|---------------------------|--------------------------|-------------------------------------|-----------------------|-------------------------------------|--------------------------|
| 1. Custody Seals Present: | <input type="checkbox"/> | <input checked="" type="checkbox"/> | 3. COC Present:       | <input checked="" type="checkbox"/> | <input type="checkbox"/> |
| 2. Custody Seals Intact:  | <input type="checkbox"/> | <input type="checkbox"/>            | 4. Smpl Dates/Time OK | <input checked="" type="checkbox"/> | <input type="checkbox"/> |

**Cooler Temperature**

Y or N

- |                            |                                     |                          |
|----------------------------|-------------------------------------|--------------------------|
| 1. Temp criteria achieved: | <input checked="" type="checkbox"/> | <input type="checkbox"/> |
| 2. Therm ID:               | IR3;                                |                          |
| 3. Cooler media:           | Ice (Bag)                           |                          |
| 4. No. Coolers:            | 1                                   |                          |

**Quality Control Preservation**

Y or N N/A

- |                                 |                                     |                          |                                     |
|---------------------------------|-------------------------------------|--------------------------|-------------------------------------|
| 1. Trip Blank present / cooler: | <input type="checkbox"/>            | <input type="checkbox"/> | <input checked="" type="checkbox"/> |
| 2. Trip Blank listed on COC:    | <input type="checkbox"/>            | <input type="checkbox"/> | <input checked="" type="checkbox"/> |
| 3. Samples preserved properly:  | <input checked="" type="checkbox"/> | <input type="checkbox"/> |                                     |
| 4. VOCs headspace free:         | <input type="checkbox"/>            | <input type="checkbox"/> | <input checked="" type="checkbox"/> |

**Sample Integrity - Documentation**

Y or N

- |  |                                     |                          |
|--|-------------------------------------|--------------------------|
| 1. Sample labels present on bottles:   | <input checked="" type="checkbox"/> | <input type="checkbox"/> |
| 2. Container labeling complete:        | <input checked="" type="checkbox"/> | <input type="checkbox"/> |
| 3. Sample container label / COC agree: | <input checked="" type="checkbox"/> | <input type="checkbox"/> |

**Sample Integrity - Condition**

Y or N

- |                                  |                                     |                          |
|----------------------------------|-------------------------------------|--------------------------|
| 1. Sample recvd within HT:       | <input checked="" type="checkbox"/> | <input type="checkbox"/> |
| 2. All containers accounted for: | <input checked="" type="checkbox"/> | <input type="checkbox"/> |
| 3. Condition of sample:          | Intact                              |                          |

**Sample Integrity - Instructions**

Y or N N/A

- |   |                                     |                                     |                                     |
|---|-------------------------------------|-------------------------------------|-------------------------------------|
| 1. Analysis requested is clear:           | <input checked="" type="checkbox"/> | <input type="checkbox"/>            |                                     |
| 2. Bottles received for unspecified tests | <input type="checkbox"/>            | <input checked="" type="checkbox"/> |                                     |
| 3. Sufficient volume recvd for analysis:  | <input checked="" type="checkbox"/> | <input type="checkbox"/>            |                                     |
| 4. Compositing instructions clear:        | <input type="checkbox"/>            | <input type="checkbox"/>            | <input checked="" type="checkbox"/> |
| 5. Filtering instructions clear:          | <input type="checkbox"/>            | <input type="checkbox"/>            | <input checked="" type="checkbox"/> |

Comments

4.1  
4



**GC/MS Volatiles**

**QC Data Summaries**

---

Includes the following where applicable:

- Method Blank Summaries
- Blank Spike Summaries
- Matrix Spike and Duplicate Summaries

**Method Blank Summary**

**Job Number:** C46435  
**Account:** ATCCAR ATC Group Services  
**Project:** Premier Hyundai 2820 Broadway Oakland

Sample	File ID	DF	Analyzed	By	Prep Date	Prep Batch	Analytical Batch
VL1498-MB	L49949.D	1	07/11/16	JT	n/a	n/a	VL1498

The QC reported here applies to the following samples:

Method: SW846 8260B

C46435-8, C46435-9

CAS No.	Compound	Result	RL	Units	Q
67-64-1	Acetone	ND	40	ug/kg	
71-43-2	Benzene	ND	5.0	ug/kg	
108-86-1	Bromobenzene	ND	5.0	ug/kg	
74-97-5	Bromochloromethane	ND	5.0	ug/kg	
75-27-4	Bromodichloromethane	ND	5.0	ug/kg	
75-25-2	Bromoform	ND	5.0	ug/kg	
104-51-8	n-Butylbenzene	ND	5.0	ug/kg	
135-98-8	sec-Butylbenzene	ND	5.0	ug/kg	
98-06-6	tert-Butylbenzene	ND	5.0	ug/kg	
108-90-7	Chlorobenzene	ND	5.0	ug/kg	
75-00-3	Chloroethane	ND	5.0	ug/kg	
67-66-3	Chloroform	ND	5.0	ug/kg	
95-49-8	o-Chlorotoluene	ND	5.0	ug/kg	
106-43-4	p-Chlorotoluene	ND	5.0	ug/kg	
56-23-5	Carbon tetrachloride	ND	5.0	ug/kg	
75-34-3	1,1-Dichloroethane	ND	5.0	ug/kg	
75-35-4	1,1-Dichloroethylene	ND	5.0	ug/kg	
563-58-6	1,1-Dichloropropene	ND	5.0	ug/kg	
96-12-8	1,2-Dibromo-3-chloropropane	ND	5.0	ug/kg	
106-93-4	1,2-Dibromoethane	ND	5.0	ug/kg	
107-06-2	1,2-Dichloroethane	ND	5.0	ug/kg	
78-87-5	1,2-Dichloropropane	ND	5.0	ug/kg	
142-28-9	1,3-Dichloropropane	ND	5.0	ug/kg	
108-20-3	Di-Isopropyl ether	ND	5.0	ug/kg	
594-20-7	2,2-Dichloropropane	ND	5.0	ug/kg	
124-48-1	Dibromochloromethane	ND	5.0	ug/kg	
75-71-8	Dichlorodifluoromethane	ND	5.0	ug/kg	
156-59-2	cis-1,2-Dichloroethylene	ND	5.0	ug/kg	
10061-01-5	cis-1,3-Dichloropropene	ND	5.0	ug/kg	
541-73-1	m-Dichlorobenzene	ND	5.0	ug/kg	
95-50-1	o-Dichlorobenzene	ND	5.0	ug/kg	
106-46-7	p-Dichlorobenzene	ND	5.0	ug/kg	
156-60-5	trans-1,2-Dichloroethylene	ND	5.0	ug/kg	
10061-02-6	trans-1,3-Dichloropropene	ND	5.0	ug/kg	
100-41-4	Ethylbenzene	ND	5.0	ug/kg	
637-92-3	Ethyl tert-Butyl Ether	ND	5.0	ug/kg	



## Method Blank Summary

**Job Number:** C46435  
**Account:** ATCCAR ATC Group Services  
**Project:** Premier Hyundai 2820 Broadway Oakland

Sample	File ID	DF	Analyzed	By	Prep Date	Prep Batch	Analytical Batch
VL1498-MB	L49949.D	1	07/11/16	JT	n/a	n/a	VL1498

The QC reported here applies to the following samples:

Method: SW846 8260B

C46435-8, C46435-9

CAS No.	Compound	Result	RL	Units	Q
591-78-6	2-Hexanone	ND	20	ug/kg	
87-68-3	Hexachlorobutadiene	ND	5.0	ug/kg	
98-82-8	Isopropylbenzene	ND	5.0	ug/kg	
99-87-6	p-Isopropyltoluene	ND	5.0	ug/kg	
108-10-1	4-Methyl-2-pentanone	ND	20	ug/kg	
74-83-9	Methyl bromide	ND	5.0	ug/kg	
74-87-3	Methyl chloride	ND	5.0	ug/kg	
74-95-3	Methylene bromide	ND	5.0	ug/kg	
75-09-2	Methylene chloride	ND	20	ug/kg	
78-93-3	Methyl ethyl ketone	ND	20	ug/kg	
1634-04-4	Methyl Tert Butyl Ether	ND	5.0	ug/kg	
91-20-3	Naphthalene	ND	5.0	ug/kg	
103-65-1	n-Propylbenzene	ND	5.0	ug/kg	
100-42-5	Styrene	ND	5.0	ug/kg	
994-05-8	Tert-Amyl Methyl Ether	ND	5.0	ug/kg	
75-65-0	Tert Butyl Alcohol	ND	40	ug/kg	
630-20-6	1,1,1,2-Tetrachloroethane	ND	5.0	ug/kg	
71-55-6	1,1,1-Trichloroethane	ND	5.0	ug/kg	
79-34-5	1,1,2,2-Tetrachloroethane	ND	5.0	ug/kg	
79-00-5	1,1,2-Trichloroethane	ND	5.0	ug/kg	
87-61-6	1,2,3-Trichlorobenzene	ND	5.0	ug/kg	
96-18-4	1,2,3-Trichloropropane	ND	5.0	ug/kg	
120-82-1	1,2,4-Trichlorobenzene	ND	5.0	ug/kg	
95-63-6	1,2,4-Trimethylbenzene	ND	5.0	ug/kg	
108-67-8	1,3,5-Trimethylbenzene	ND	5.0	ug/kg	
127-18-4	Tetrachloroethylene	ND	5.0	ug/kg	
108-88-3	Toluene	ND	5.0	ug/kg	
79-01-6	Trichloroethylene	ND	5.0	ug/kg	
75-69-4	Trichlorofluoromethane	ND	5.0	ug/kg	
75-01-4	Vinyl chloride	ND	5.0	ug/kg	
1330-20-7	Xylene (total)	ND	10	ug/kg	

CAS No.	Surrogate Recoveries	Limits
1868-53-7	Dibromofluoromethane	89% 72-140%

## Method Blank Summary

**Job Number:** C46435  
**Account:** ATCCAR ATC Group Services  
**Project:** Premier Hyundai 2820 Broadway Oakland

Sample	File ID	DF	Analyzed	By	Prep Date	Prep Batch	Analytical Batch
VL1498-MB	L49949.D	1	07/11/16	JT	n/a	n/a	VL1498

The QC reported here applies to the following samples:

Method: SW846 8260B

C46435-8, C46435-9

CAS No.	Surrogate Recoveries	Limits
2037-26-5	Toluene-D8	95% 87-113%
460-00-4	4-Bromofluorobenzene	90% 81-115%

5.1.1  
5

**Method Blank Summary**

**Job Number:** C46435  
**Account:** ATCCAR ATC Group Services  
**Project:** Premier Hyundai 2820 Broadway Oakland

Sample	File ID	DF	Analyzed	By	Prep Date	Prep Batch	Analytical Batch
VL1499-MB	L49974.D	1	07/12/16	JT	n/a	n/a	VL1499

**The QC reported here applies to the following samples:**

**Method:** SW846 8260B

C46435-1, C46435-2, C46435-4, C46435-7, C46435-11, C46435-12, C46435-18

CAS No.	Compound	Result	RL	Units	Q
67-64-1	Acetone	ND	40	ug/kg	
71-43-2	Benzene	ND	5.0	ug/kg	
108-86-1	Bromobenzene	ND	5.0	ug/kg	
74-97-5	Bromochloromethane	ND	5.0	ug/kg	
75-27-4	Bromodichloromethane	ND	5.0	ug/kg	
75-25-2	Bromoform	ND	5.0	ug/kg	
104-51-8	n-Butylbenzene	ND	5.0	ug/kg	
135-98-8	sec-Butylbenzene	ND	5.0	ug/kg	
98-06-6	tert-Butylbenzene	ND	5.0	ug/kg	
108-90-7	Chlorobenzene	ND	5.0	ug/kg	
75-00-3	Chloroethane	ND	5.0	ug/kg	
67-66-3	Chloroform	ND	5.0	ug/kg	
95-49-8	o-Chlorotoluene	ND	5.0	ug/kg	
106-43-4	p-Chlorotoluene	ND	5.0	ug/kg	
56-23-5	Carbon tetrachloride	ND	5.0	ug/kg	
75-34-3	1,1-Dichloroethane	ND	5.0	ug/kg	
75-35-4	1,1-Dichloroethylene	ND	5.0	ug/kg	
563-58-6	1,1-Dichloropropene	ND	5.0	ug/kg	
96-12-8	1,2-Dibromo-3-chloropropane	ND	5.0	ug/kg	
106-93-4	1,2-Dibromoethane	ND	5.0	ug/kg	
107-06-2	1,2-Dichloroethane	ND	5.0	ug/kg	
78-87-5	1,2-Dichloropropane	ND	5.0	ug/kg	
142-28-9	1,3-Dichloropropane	ND	5.0	ug/kg	
108-20-3	Di-Isopropyl ether	ND	5.0	ug/kg	
594-20-7	2,2-Dichloropropane	ND	5.0	ug/kg	
124-48-1	Dibromochloromethane	ND	5.0	ug/kg	
75-71-8	Dichlorodifluoromethane	ND	5.0	ug/kg	
156-59-2	cis-1,2-Dichloroethylene	ND	5.0	ug/kg	
10061-01-5	cis-1,3-Dichloropropene	ND	5.0	ug/kg	
541-73-1	m-Dichlorobenzene	ND	5.0	ug/kg	
95-50-1	o-Dichlorobenzene	ND	5.0	ug/kg	
106-46-7	p-Dichlorobenzene	ND	5.0	ug/kg	
156-60-5	trans-1,2-Dichloroethylene	ND	5.0	ug/kg	
10061-02-6	trans-1,3-Dichloropropene	ND	5.0	ug/kg	
100-41-4	Ethylbenzene	ND	5.0	ug/kg	
637-92-3	Ethyl tert-Butyl Ether	ND	5.0	ug/kg	

## Method Blank Summary

**Job Number:** C46435  
**Account:** ATCCAR ATC Group Services  
**Project:** Premier Hyundai 2820 Broadway Oakland

Sample	File ID	DF	Analyzed	By	Prep Date	Prep Batch	Analytical Batch
VL1499-MB	L49974.D	1	07/12/16	JT	n/a	n/a	VL1499

The QC reported here applies to the following samples:

Method: SW846 8260B

C46435-1, C46435-2, C46435-4, C46435-7, C46435-11, C46435-12, C46435-18

CAS No.	Compound	Result	RL	Units	Q
591-78-6	2-Hexanone	ND	20	ug/kg	
87-68-3	Hexachlorobutadiene	ND	5.0	ug/kg	
98-82-8	Isopropylbenzene	ND	5.0	ug/kg	
99-87-6	p-Isopropyltoluene	ND	5.0	ug/kg	
108-10-1	4-Methyl-2-pentanone	ND	20	ug/kg	
74-83-9	Methyl bromide	ND	5.0	ug/kg	
74-87-3	Methyl chloride	ND	5.0	ug/kg	
74-95-3	Methylene bromide	ND	5.0	ug/kg	
75-09-2	Methylene chloride	ND	20	ug/kg	
78-93-3	Methyl ethyl ketone	ND	20	ug/kg	
1634-04-4	Methyl Tert Butyl Ether	ND	5.0	ug/kg	
91-20-3	Naphthalene	ND	5.0	ug/kg	
103-65-1	n-Propylbenzene	ND	5.0	ug/kg	
100-42-5	Styrene	ND	5.0	ug/kg	
994-05-8	Tert-Amyl Methyl Ether	ND	5.0	ug/kg	
75-65-0	Tert Butyl Alcohol	ND	40	ug/kg	
630-20-6	1,1,1,2-Tetrachloroethane	ND	5.0	ug/kg	
71-55-6	1,1,1-Trichloroethane	ND	5.0	ug/kg	
79-34-5	1,1,2,2-Tetrachloroethane	ND	5.0	ug/kg	
79-00-5	1,1,2-Trichloroethane	ND	5.0	ug/kg	
87-61-6	1,2,3-Trichlorobenzene	ND	5.0	ug/kg	
96-18-4	1,2,3-Trichloropropane	ND	5.0	ug/kg	
120-82-1	1,2,4-Trichlorobenzene	ND	5.0	ug/kg	
95-63-6	1,2,4-Trimethylbenzene	ND	5.0	ug/kg	
108-67-8	1,3,5-Trimethylbenzene	ND	5.0	ug/kg	
127-18-4	Tetrachloroethylene	ND	5.0	ug/kg	
108-88-3	Toluene	ND	5.0	ug/kg	
79-01-6	Trichloroethylene	ND	5.0	ug/kg	
75-69-4	Trichlorofluoromethane	ND	5.0	ug/kg	
75-01-4	Vinyl chloride	ND	5.0	ug/kg	
1330-20-7	Xylene (total)	ND	10	ug/kg	

CAS No.	Surrogate Recoveries	Limits
1868-53-7	Dibromofluoromethane	93% 72-140%

## Method Blank Summary

**Job Number:** C46435  
**Account:** ATCCAR ATC Group Services  
**Project:** Premier Hyundai 2820 Broadway Oakland

Sample	File ID	DF	Analyzed	By	Prep Date	Prep Batch	Analytical Batch
VL1499-MB	L49974.D	1	07/12/16	JT	n/a	n/a	VL1499

The QC reported here applies to the following samples:

Method: SW846 8260B

C46435-1, C46435-2, C46435-4, C46435-7, C46435-11, C46435-12, C46435-18

CAS No.	Surrogate Recoveries	Limits
2037-26-5	Toluene-D8	98% 87-113%
460-00-4	4-Bromofluorobenzene	91% 81-115%

5.1.2  
5

**Method Blank Summary**

**Job Number:** C46435  
**Account:** ATCCAR ATC Group Services  
**Project:** Premier Hyundai 2820 Broadway Oakland

Sample	File ID	DF	Analyzed	By	Prep Date	Prep Batch	Analytical Batch
VM1859-MB	M61834.D	1	07/13/16	JT	n/a	n/a	VM1859

**The QC reported here applies to the following samples:**

**Method:** SW846 8260B

C46435-3, C46435-13, C46435-14, C46435-16, C46435-17

CAS No.	Compound	Result	RL	Units	Q
67-64-1	Acetone	ND	40	ug/kg	
71-43-2	Benzene	ND	5.0	ug/kg	
108-86-1	Bromobenzene	ND	5.0	ug/kg	
74-97-5	Bromochloromethane	ND	5.0	ug/kg	
75-27-4	Bromodichloromethane	ND	5.0	ug/kg	
75-25-2	Bromoform	ND	5.0	ug/kg	
104-51-8	n-Butylbenzene	ND	5.0	ug/kg	
135-98-8	sec-Butylbenzene	ND	5.0	ug/kg	
98-06-6	tert-Butylbenzene	ND	5.0	ug/kg	
108-90-7	Chlorobenzene	ND	5.0	ug/kg	
75-00-3	Chloroethane	ND	5.0	ug/kg	
67-66-3	Chloroform	ND	5.0	ug/kg	
95-49-8	o-Chlorotoluene	ND	5.0	ug/kg	
106-43-4	p-Chlorotoluene	ND	5.0	ug/kg	
56-23-5	Carbon tetrachloride	ND	5.0	ug/kg	
75-34-3	1,1-Dichloroethane	ND	5.0	ug/kg	
75-35-4	1,1-Dichloroethylene	ND	5.0	ug/kg	
563-58-6	1,1-Dichloropropene	ND	5.0	ug/kg	
96-12-8	1,2-Dibromo-3-chloropropane	ND	5.0	ug/kg	
106-93-4	1,2-Dibromoethane	ND	5.0	ug/kg	
107-06-2	1,2-Dichloroethane	ND	5.0	ug/kg	
78-87-5	1,2-Dichloropropane	ND	5.0	ug/kg	
142-28-9	1,3-Dichloropropane	ND	5.0	ug/kg	
108-20-3	Di-Isopropyl ether	ND	5.0	ug/kg	
594-20-7	2,2-Dichloropropane	ND	5.0	ug/kg	
124-48-1	Dibromochloromethane	ND	5.0	ug/kg	
75-71-8	Dichlorodifluoromethane	ND	5.0	ug/kg	
156-59-2	cis-1,2-Dichloroethylene	ND	5.0	ug/kg	
10061-01-5	cis-1,3-Dichloropropene	ND	5.0	ug/kg	
541-73-1	m-Dichlorobenzene	ND	5.0	ug/kg	
95-50-1	o-Dichlorobenzene	ND	5.0	ug/kg	
106-46-7	p-Dichlorobenzene	ND	5.0	ug/kg	
156-60-5	trans-1,2-Dichloroethylene	ND	5.0	ug/kg	
10061-02-6	trans-1,3-Dichloropropene	ND	5.0	ug/kg	
100-41-4	Ethylbenzene	ND	5.0	ug/kg	
637-92-3	Ethyl tert-Butyl Ether	ND	5.0	ug/kg	

## Method Blank Summary

**Job Number:** C46435  
**Account:** ATCCAR ATC Group Services  
**Project:** Premier Hyundai 2820 Broadway Oakland

Sample	File ID	DF	Analyzed	By	Prep Date	Prep Batch	Analytical Batch
VM1859-MB	M61834.D	1	07/13/16	JT	n/a	n/a	VM1859

The QC reported here applies to the following samples:

Method: SW846 8260B

C46435-3, C46435-13, C46435-14, C46435-16, C46435-17

CAS No.	Compound	Result	RL	Units	Q
591-78-6	2-Hexanone	ND	20	ug/kg	
87-68-3	Hexachlorobutadiene	ND	5.0	ug/kg	
98-82-8	Isopropylbenzene	ND	5.0	ug/kg	
99-87-6	p-Isopropyltoluene	ND	5.0	ug/kg	
108-10-1	4-Methyl-2-pentanone	ND	20	ug/kg	
74-83-9	Methyl bromide	ND	5.0	ug/kg	
74-87-3	Methyl chloride	ND	5.0	ug/kg	
74-95-3	Methylene bromide	ND	5.0	ug/kg	
75-09-2	Methylene chloride	ND	20	ug/kg	
78-93-3	Methyl ethyl ketone	ND	20	ug/kg	
1634-04-4	Methyl Tert Butyl Ether	ND	5.0	ug/kg	
91-20-3	Naphthalene	ND	5.0	ug/kg	
103-65-1	n-Propylbenzene	ND	5.0	ug/kg	
100-42-5	Styrene	ND	5.0	ug/kg	
994-05-8	Tert-Amyl Methyl Ether	ND	5.0	ug/kg	
75-65-0	Tert Butyl Alcohol	ND	40	ug/kg	
630-20-6	1,1,1,2-Tetrachloroethane	ND	5.0	ug/kg	
71-55-6	1,1,1-Trichloroethane	ND	5.0	ug/kg	
79-34-5	1,1,2,2-Tetrachloroethane	ND	5.0	ug/kg	
79-00-5	1,1,2-Trichloroethane	ND	5.0	ug/kg	
87-61-6	1,2,3-Trichlorobenzene	ND	5.0	ug/kg	
96-18-4	1,2,3-Trichloropropane	ND	5.0	ug/kg	
120-82-1	1,2,4-Trichlorobenzene	ND	5.0	ug/kg	
95-63-6	1,2,4-Trimethylbenzene	ND	5.0	ug/kg	
108-67-8	1,3,5-Trimethylbenzene	ND	5.0	ug/kg	
127-18-4	Tetrachloroethylene	ND	5.0	ug/kg	
108-88-3	Toluene	ND	5.0	ug/kg	
79-01-6	Trichloroethylene	ND	5.0	ug/kg	
75-69-4	Trichlorofluoromethane	ND	5.0	ug/kg	
75-01-4	Vinyl chloride	ND	5.0	ug/kg	
1330-20-7	Xylene (total)	ND	10	ug/kg	

CAS No.	Surrogate Recoveries	Limits
1868-53-7	Dibromofluoromethane	96% 72-140%

## Method Blank Summary

**Job Number:** C46435  
**Account:** ATCCAR ATC Group Services  
**Project:** Premier Hyundai 2820 Broadway Oakland

Sample	File ID	DF	Analyzed	By	Prep Date	Prep Batch	Analytical Batch
VM1859-MB	M61834.D	1	07/13/16	JT	n/a	n/a	VM1859

The QC reported here applies to the following samples:

Method: SW846 8260B

C46435-3, C46435-13, C46435-14, C46435-16, C46435-17

CAS No.	Surrogate Recoveries	Limits
2037-26-5	Toluene-D8	93% 87-113%
460-00-4	4-Bromofluorobenzene	101% 81-115%

5.1.3  
5



**Method Blank Summary**

**Job Number:** C46435  
**Account:** ATCCAR ATC Group Services  
**Project:** Premier Hyundai 2820 Broadway Oakland

Sample	File ID	DF	Analyzed	By	Prep Date	Prep Batch	Analytical Batch
VM1861-MB	M61913.D	1	07/18/16	JT	n/a	n/a	VM1861

The QC reported here applies to the following samples:

Method: SW846 8260B

C46435-10, C46435-15

CAS No.	Compound	Result	RL	Units	Q
67-64-1	Acetone	ND	40	ug/kg	
71-43-2	Benzene	ND	5.0	ug/kg	
108-86-1	Bromobenzene	ND	5.0	ug/kg	
74-97-5	Bromochloromethane	ND	5.0	ug/kg	
75-27-4	Bromodichloromethane	ND	5.0	ug/kg	
75-25-2	Bromoform	ND	5.0	ug/kg	
104-51-8	n-Butylbenzene	ND	5.0	ug/kg	
135-98-8	sec-Butylbenzene	ND	5.0	ug/kg	
98-06-6	tert-Butylbenzene	ND	5.0	ug/kg	
108-90-7	Chlorobenzene	ND	5.0	ug/kg	
75-00-3	Chloroethane	ND	5.0	ug/kg	
67-66-3	Chloroform	ND	5.0	ug/kg	
95-49-8	o-Chlorotoluene	ND	5.0	ug/kg	
106-43-4	p-Chlorotoluene	ND	5.0	ug/kg	
56-23-5	Carbon tetrachloride	ND	5.0	ug/kg	
75-34-3	1,1-Dichloroethane	ND	5.0	ug/kg	
75-35-4	1,1-Dichloroethylene	ND	5.0	ug/kg	
563-58-6	1,1-Dichloropropene	ND	5.0	ug/kg	
96-12-8	1,2-Dibromo-3-chloropropane	ND	5.0	ug/kg	
106-93-4	1,2-Dibromoethane	ND	5.0	ug/kg	
107-06-2	1,2-Dichloroethane	ND	5.0	ug/kg	
78-87-5	1,2-Dichloropropane	ND	5.0	ug/kg	
142-28-9	1,3-Dichloropropane	ND	5.0	ug/kg	
108-20-3	Di-Isopropyl ether	ND	5.0	ug/kg	
594-20-7	2,2-Dichloropropane	ND	5.0	ug/kg	
124-48-1	Dibromochloromethane	ND	5.0	ug/kg	
75-71-8	Dichlorodifluoromethane	ND	5.0	ug/kg	
156-59-2	cis-1,2-Dichloroethylene	ND	5.0	ug/kg	
10061-01-5	cis-1,3-Dichloropropene	ND	5.0	ug/kg	
541-73-1	m-Dichlorobenzene	ND	5.0	ug/kg	
95-50-1	o-Dichlorobenzene	ND	5.0	ug/kg	
106-46-7	p-Dichlorobenzene	ND	5.0	ug/kg	
156-60-5	trans-1,2-Dichloroethylene	ND	5.0	ug/kg	
10061-02-6	trans-1,3-Dichloropropene	ND	5.0	ug/kg	
100-41-4	Ethylbenzene	ND	5.0	ug/kg	
637-92-3	Ethyl tert-Butyl Ether	ND	5.0	ug/kg	

## Method Blank Summary

**Job Number:** C46435  
**Account:** ATCCAR ATC Group Services  
**Project:** Premier Hyundai 2820 Broadway Oakland

Sample	File ID	DF	Analyzed	By	Prep Date	Prep Batch	Analytical Batch
VM1861-MB	M61913.D	1	07/18/16	JT	n/a	n/a	VM1861

The QC reported here applies to the following samples:

Method: SW846 8260B

C46435-10, C46435-15

CAS No.	Compound	Result	RL	Units	Q
591-78-6	2-Hexanone	ND	20	ug/kg	
87-68-3	Hexachlorobutadiene	ND	5.0	ug/kg	
98-82-8	Isopropylbenzene	ND	5.0	ug/kg	
99-87-6	p-Isopropyltoluene	ND	5.0	ug/kg	
108-10-1	4-Methyl-2-pentanone	ND	20	ug/kg	
74-83-9	Methyl bromide	ND	5.0	ug/kg	
74-87-3	Methyl chloride	ND	5.0	ug/kg	
74-95-3	Methylene bromide	ND	5.0	ug/kg	
75-09-2	Methylene chloride	ND	20	ug/kg	
78-93-3	Methyl ethyl ketone	ND	20	ug/kg	
1634-04-4	Methyl Tert Butyl Ether	ND	5.0	ug/kg	
91-20-3	Naphthalene	ND	5.0	ug/kg	
103-65-1	n-Propylbenzene	ND	5.0	ug/kg	
100-42-5	Styrene	ND	5.0	ug/kg	
994-05-8	Tert-Amyl Methyl Ether	ND	5.0	ug/kg	
75-65-0	Tert Butyl Alcohol	ND	40	ug/kg	
630-20-6	1,1,1,2-Tetrachloroethane	ND	5.0	ug/kg	
71-55-6	1,1,1-Trichloroethane	ND	5.0	ug/kg	
79-34-5	1,1,2,2-Tetrachloroethane	ND	5.0	ug/kg	
79-00-5	1,1,2-Trichloroethane	ND	5.0	ug/kg	
87-61-6	1,2,3-Trichlorobenzene	ND	5.0	ug/kg	
96-18-4	1,2,3-Trichloropropane	ND	5.0	ug/kg	
120-82-1	1,2,4-Trichlorobenzene	ND	5.0	ug/kg	
95-63-6	1,2,4-Trimethylbenzene	ND	5.0	ug/kg	
108-67-8	1,3,5-Trimethylbenzene	ND	5.0	ug/kg	
127-18-4	Tetrachloroethylene	ND	5.0	ug/kg	
108-88-3	Toluene	ND	5.0	ug/kg	
79-01-6	Trichloroethylene	ND	5.0	ug/kg	
75-69-4	Trichlorofluoromethane	ND	5.0	ug/kg	
75-01-4	Vinyl chloride	ND	5.0	ug/kg	
1330-20-7	Xylene (total)	ND	10	ug/kg	

CAS No.	Surrogate Recoveries	Limits
1868-53-7	Dibromofluoromethane	101% 72-140%

## Method Blank Summary

**Job Number:** C46435  
**Account:** ATCCAR ATC Group Services  
**Project:** Premier Hyundai 2820 Broadway Oakland

Sample	File ID	DF	Analyzed	By	Prep Date	Prep Batch	Analytical Batch
VM1861-MB	M61913.D	1	07/18/16	JT	n/a	n/a	VM1861

The QC reported here applies to the following samples:

Method: SW846 8260B

C46435-10, C46435-15

CAS No.	Surrogate Recoveries	Limits
2037-26-5	Toluene-D8	98% 87-113%
460-00-4	4-Bromofluorobenzene	103% 81-115%

# Blank Spike/Blank Spike Duplicate Summary

**Job Number:** C46435  
**Account:** ATCCAR ATC Group Services  
**Project:** Premier Hyundai 2820 Broadway Oakland

Sample	File ID	DF	Analyzed	By	Prep Date	Prep Batch	Analytical Batch
VL1498-BS	L49946.D	1	07/11/16	JT	n/a	n/a	VL1498
VL1498-BSD	L49947.D	1	07/11/16	JT	n/a	n/a	VL1498

The QC reported here applies to the following samples:

Method: SW846 8260B

C46435-8, C46435-9

CAS No.	Compound	Spike ug/kg	BSP ug/kg	BSP %	BSD ug/kg	BSD %	RPD	Limits Rec/RPD
67-64-1	Acetone	160	135	84	138	86	2	47-163/30
71-43-2	Benzene	40	31.8	80	32.0	80	1	72-122/18
108-86-1	Bromobenzene	40	37.3	93	37.5	94	1	68-122/19
74-97-5	Bromochloromethane	40	33.1	83	32.7	82	1	71-129/18
75-27-4	Bromodichloromethane	40	32.4	81	32.1	80	1	68-122/18
75-25-2	Bromoform	40	39.7	99	39.1	98	2	69-126/18
104-51-8	n-Butylbenzene	40	35.8	90	36.5	91	2	66-121/20
135-98-8	sec-Butylbenzene	40	35.8	90	36.7	92	2	69-118/20
98-06-6	tert-Butylbenzene	40	35.3	88	36.8	92	4	69-117/20
108-90-7	Chlorobenzene	40	35.3	88	35.3	88	0	68-117/17
75-00-3	Chloroethane	40	39.4	99	38.0	95	4	66-134/18
67-66-3	Chloroform	40	30.7	77	30.4	76	1	68-124/18
95-49-8	o-Chlorotoluene	40	33.2	83	33.9	85	2	65-120/22
106-43-4	p-Chlorotoluene	40	32.6	82	33.4	84	2	64-123/24
56-23-5	Carbon tetrachloride	40	32.2	81	32.7	82	2	68-130/20
75-34-3	1,1-Dichloroethane	40	29.4	74	29.5	74	0	69-122/19
75-35-4	1,1-Dichloroethylene	40	28.0	70	27.5	69	2	69-120/20
563-58-6	1,1-Dichloropropene	40	30.1	75	29.9	75	1	69-120/19
96-12-8	1,2-Dibromo-3-chloropropane	40	34.0	85	33.3	83	2	64-132/25
106-93-4	1,2-Dibromoethane	40	35.9	90	34.9	87	3	70-122/17
107-06-2	1,2-Dichloroethane	40	30.5	76	30.1	75	1	69-125/18
78-87-5	1,2-Dichloropropane	40	32.7	82	32.7	82	0	71-122/18
142-28-9	1,3-Dichloropropane	40	35.7	89	35.0	88	2	74-123/17
108-20-3	Di-Isopropyl ether	40	29.4	74	29.0	73	1	69-122/19
594-20-7	2,2-Dichloropropane	40	30.5	76	29.7	74	3	63-132/24
124-48-1	Dibromochloromethane	40	35.9	90	34.7	87	3	68-121/16
75-71-8	Dichlorodifluoromethane	40	32.4	81	31.8	80	2	53-119/22
156-59-2	cis-1,2-Dichloroethylene	40	34.2	86	32.9	82	4	72-130/18
10061-01-5	cis-1,3-Dichloropropene	40	34.5	86	33.9	85	2	71-130/18
541-73-1	m-Dichlorobenzene	40	36.6	92	37.0	93	1	67-119/18
95-50-1	o-Dichlorobenzene	40	36.7	92	37.2	93	1	68-119/17
106-46-7	p-Dichlorobenzene	40	36.8	92	36.8	92	0	67-119/17
156-60-5	trans-1,2-Dichloroethylene	40	28.2	71	28.1	70	0	66-113/19
10061-02-6	trans-1,3-Dichloropropene	40	33.5	84	32.2	81	4	70-118/17
100-41-4	Ethylbenzene	40	34.8	87	34.9	87	0	71-118/18
637-92-3	Ethyl tert-Butyl Ether	40	30.4	76	29.8	75	2	69-125/19

\* = Outside of Control Limits.

5.2.1  
 5

# Blank Spike/Blank Spike Duplicate Summary

**Job Number:** C46435  
**Account:** ATCCAR ATC Group Services  
**Project:** Premier Hyundai 2820 Broadway Oakland

Sample	File ID	DF	Analyzed	By	Prep Date	Prep Batch	Analytical Batch
VL1498-BS	L49946.D	1	07/11/16	JT	n/a	n/a	VL1498
VL1498-BSD	L49947.D	1	07/11/16	JT	n/a	n/a	VL1498

The QC reported here applies to the following samples:

Method: SW846 8260B

C46435-8, C46435-9

CAS No.	Compound	Spike ug/kg	BSP ug/kg	BSP %	BSD ug/kg	BSD %	RPD	Limits Rec/RPD
591-78-6	2-Hexanone	160	153	96	142	89	7	53-153/27
87-68-3	Hexachlorobutadiene	40	37.5	94	38.5	96	3	65-125/22
98-82-8	Isopropylbenzene	40	35.4	89	35.8	90	1	70-119/19
99-87-6	p-Isopropyltoluene	40	36.5	91	37.4	94	2	68-120/20
108-10-1	4-Methyl-2-pentanone	160	161	101	152	95	6	60-145/26
74-83-9	Methyl bromide	40	38.6	97	38.1	95	1	66-130/18
74-87-3	Methyl chloride	40	34.1	85	33.7	84	1	50-140/25
74-95-3	Methylene bromide	40	33.8	85	33.2	83	2	72-127/17
75-09-2	Methylene chloride	40	29.8	75	28.8	72	3	69-121/18
78-93-3	Methyl ethyl ketone	160	143	89	137	86	4	59-147/30
1634-04-4	Methyl Tert Butyl Ether	40	29.4	74	28.5	71	3	68-121/19
91-20-3	Naphthalene	40	36.8	92	36.5	91	1	68-129/22
103-65-1	n-Propylbenzene	40	34.4	86	35.2	88	2	67-116/20
100-42-5	Styrene	40	36.1	90	35.7	89	1	68-120/17
994-05-8	Tert-Amyl Methyl Ether	40	32.6	82	31.6	79	3	70-129/20
75-65-0	Tert Butyl Alcohol	200	153	77	159	80	4	50-163/30
630-20-6	1,1,1,2-Tetrachloroethane	40	36.2	91	36.3	91	0	70-123/18
71-55-6	1,1,1-Trichloroethane	40	31.3	78	31.2	78	0	71-128/20
79-34-5	1,1,2,2-Tetrachloroethane	40	37.4	94	36.5	91	2	69-126/18
79-00-5	1,1,2-Trichloroethane	40	35.7	89	34.7	87	3	70-120/17
87-61-6	1,2,3-Trichlorobenzene	40	36.0	90	36.5	91	1	65-125/23
96-18-4	1,2,3-Trichloropropane	40	38.2	96	37.4	94	2	69-128/18
120-82-1	1,2,4-Trichlorobenzene	40	37.1	93	36.4	91	2	65-125/22
95-63-6	1,2,4-Trimethylbenzene	40	34.8	87	35.4	89	2	67-118/19
108-67-8	1,3,5-Trimethylbenzene	40	35.3	88	35.8	90	1	68-120/20
127-18-4	Tetrachloroethylene	40	39.8	100	44.4	111	11	66-125/18
108-88-3	Toluene	40	34.0	85	34.1	85	0	72-116/18
79-01-6	Trichloroethylene	40	33.8	85	33.7	84	0	70-126/18
75-69-4	Trichlorofluoromethane	40	37.2	93	36.2	91	3	70-138/19
75-01-4	Vinyl chloride	40	38.1	95	37.4	94	2	55-146/22
1330-20-7	Xylene (total)	120	105	88	106	88	1	68-118/18

CAS No.	Surrogate Recoveries	BSP	BSD	Limits
1868-53-7	Dibromofluoromethane	93%	92%	72-140%

\* = Outside of Control Limits.

5.2.1  
 5

# Blank Spike/Blank Spike Duplicate Summary

**Job Number:** C46435  
**Account:** ATCCAR ATC Group Services  
**Project:** Premier Hyundai 2820 Broadway Oakland

Sample	File ID	DF	Analyzed	By	Prep Date	Prep Batch	Analytical Batch
VL1498-BS	L49946.D	1	07/11/16	JT	n/a	n/a	VL1498
VL1498-BSD	L49947.D	1	07/11/16	JT	n/a	n/a	VL1498

The QC reported here applies to the following samples:

Method: SW846 8260B

C46435-8, C46435-9

CAS No.	Surrogate Recoveries	BSP	BSD	Limits
2037-26-5	Toluene-D8	97%	97%	87-113%
460-00-4	4-Bromofluorobenzene	92%	92%	81-115%

\* = Outside of Control Limits.

5.2.1  
 5

# Blank Spike/Blank Spike Duplicate Summary

**Job Number:** C46435  
**Account:** ATCCAR ATC Group Services  
**Project:** Premier Hyundai 2820 Broadway Oakland

Sample	File ID	DF	Analyzed	By	Prep Date	Prep Batch	Analytical Batch
VL1499-BS	L49971.D	1	07/12/16	JT	n/a	n/a	VL1499
VL1499-BSD	L49972.D	1	07/12/16	JT	n/a	n/a	VL1499

The QC reported here applies to the following samples:

Method: SW846 8260B

C46435-1, C46435-2, C46435-4, C46435-7, C46435-11, C46435-12, C46435-18

CAS No.	Compound	Spike ug/kg	BSP ug/kg	BSP %	BSD ug/kg	BSD %	RPD	Limits Rec/RPD
67-64-1	Acetone	160	222	139	239	149	7	47-163/30
71-43-2	Benzene	40	43.0	108	43.0	108	0	72-122/18
108-86-1	Bromobenzene	40	46.2	116	46.3	116	0	68-122/19
74-97-5	Bromochloromethane	40	45.4	114	44.8	112	1	71-129/18
75-27-4	Bromodichloromethane	40	41.3	103	41.6	104	1	68-122/18
75-25-2	Bromoform	40	45.4	114	48.2	121	6	69-126/18
104-51-8	n-Butylbenzene	40	46.0	115	43.7	109	5	66-121/20
135-98-8	sec-Butylbenzene	40	45.7	114	43.5	109	5	69-118/20
98-06-6	tert-Butylbenzene	40	45.1	113	43.9	110	3	69-117/20
108-90-7	Chlorobenzene	40	45.1	113	43.9	110	3	68-117/17
75-00-3	Chloroethane	40	41.7	104	39.2	98	6	66-134/18
67-66-3	Chloroform	40	41.0	103	39.6	99	3	68-124/18
95-49-8	o-Chlorotoluene	40	44.6	112	43.6	109	2	65-120/22
106-43-4	p-Chlorotoluene	40	42.2	106	41.5	104	2	64-123/24
56-23-5	Carbon tetrachloride	40	45.9	115	43.7	109	5	68-130/20
75-34-3	1,1-Dichloroethane	40	41.7	104	40.0	100	4	69-122/19
75-35-4	1,1-Dichloroethylene	40	48.2	121* a	46.2	116	4	69-120/20
563-58-6	1,1-Dichloropropene	40	44.2	111	41.9	105	5	69-120/19
96-12-8	1,2-Dibromo-3-chloropropane	40	39.5	99	44.6	112	12	64-132/25
106-93-4	1,2-Dibromoethane	40	45.3	113	47.1	118	4	70-122/17
107-06-2	1,2-Dichloroethane	40	41.0	103	42.0	105	2	69-125/18
78-87-5	1,2-Dichloropropane	40	42.3	106	42.9	107	1	71-122/18
142-28-9	1,3-Dichloropropane	40	44.4	111	45.4	114	2	74-123/17
108-20-3	Di-Isopropyl ether	40	35.3	88	34.6	87	2	69-122/19
594-20-7	2,2-Dichloropropane	40	42.5	106	38.9	97	9	63-132/24
124-48-1	Dibromochloromethane	40	44.0	110	44.0	110	0	68-121/16
75-71-8	Dichlorodifluoromethane	40	37.2	93	33.3	83	11	53-119/22
156-59-2	cis-1,2-Dichloroethylene	40	45.7	114	44.1	110	4	72-130/18
10061-01-5	cis-1,3-Dichloropropene	40	44.5	111	44.9	112	1	71-130/18
541-73-1	m-Dichlorobenzene	40	45.7	114	45.1	113	1	67-119/18
95-50-1	o-Dichlorobenzene	40	44.0	110	43.8	110	0	68-119/17
106-46-7	p-Dichlorobenzene	40	45.0	113	44.9	112	0	67-119/17
156-60-5	trans-1,2-Dichloroethylene	40	44.3	111	42.8	107	3	66-113/19
10061-02-6	trans-1,3-Dichloropropene	40	41.9	105	42.3	106	1	70-118/17
100-41-4	Ethylbenzene	40	45.9	115	43.7	109	5	71-118/18
637-92-3	Ethyl tert-Butyl Ether	40	36.6	92	36.1	90	1	69-125/19

\* = Outside of Control Limits.

5.2.2  
 5

# Blank Spike/Blank Spike Duplicate Summary

**Job Number:** C46435  
**Account:** ATCCAR ATC Group Services  
**Project:** Premier Hyundai 2820 Broadway Oakland

Sample	File ID	DF	Analyzed	By	Prep Date	Prep Batch	Analytical Batch
VL1499-BS	L49971.D	1	07/12/16	JT	n/a	n/a	VL1499
VL1499-BSD	L49972.D	1	07/12/16	JT	n/a	n/a	VL1499

The QC reported here applies to the following samples:

Method: SW846 8260B

C46435-1, C46435-2, C46435-4, C46435-7, C46435-11, C46435-12, C46435-18

CAS No.	Compound	Spike ug/kg	BSP ug/kg	BSP %	BSD ug/kg	BSD %	RPD	Limits Rec/RPD
591-78-6	2-Hexanone	160	184	115	204	128	10	53-153/27
87-68-3	Hexachlorobutadiene	40	47.6	119	44.6	112	7	65-125/22
98-82-8	Isopropylbenzene	40	46.2	116	43.8	110	5	70-119/19
99-87-6	p-Isopropyltoluene	40	46.9	117	44.4	111	5	68-120/20
108-10-1	4-Methyl-2-pentanone	160	181	113	206	129	13	60-145/26
74-83-9	Methyl bromide	40	41.7	104	39.2	98	6	66-130/18
74-87-3	Methyl chloride	40	37.9	95	35.0	88	8	50-140/25
74-95-3	Methylene bromide	40	44.1	110	46.3	116	5	72-127/17
75-09-2	Methylene chloride	40	41.5	104	41.4	104	0	69-121/18
78-93-3	Methyl ethyl ketone	160	190	119	217	136	13	59-147/30
1634-04-4	Methyl Tert Butyl Ether	40	34.7	87	36.0	90	4	68-121/19
91-20-3	Naphthalene	40	42.4	106	45.2	113	6	68-129/22
103-65-1	n-Propylbenzene	40	44.6	112	42.7	107	4	67-116/20
100-42-5	Styrene	40	45.3	113	44.3	111	2	68-120/17
994-05-8	Tert-Amyl Methyl Ether	40	37.6	94	38.2	96	2	70-129/20
75-65-0	Tert Butyl Alcohol	200	182	91	202	101	10	50-163/30
630-20-6	1,1,1,2-Tetrachloroethane	40	44.7	112	44.2	111	1	70-123/18
71-55-6	1,1,1-Trichloroethane	40	44.4	111	41.2	103	7	71-128/20
79-34-5	1,1,2,2-Tetrachloroethane	40	41.5	104	44.5	111	7	69-126/18
79-00-5	1,1,2-Trichloroethane	40	42.3	106	44.4	111	5	70-120/17
87-61-6	1,2,3-Trichlorobenzene	40	44.5	111	44.5	111	0	65-125/23
96-18-4	1,2,3-Trichloropropane	40	44.4	111	46.1	115	4	69-128/18
120-82-1	1,2,4-Trichlorobenzene	40	45.0	113	44.1	110	2	65-125/22
95-63-6	1,2,4-Trimethylbenzene	40	44.7	112	43.5	109	3	67-118/19
108-67-8	1,3,5-Trimethylbenzene	40	46.2	116	44.5	111	4	68-120/20
127-18-4	Tetrachloroethylene	40	54.6	137* a	54.6	137* a	0	66-125/18
108-88-3	Toluene	40	45.3	113	43.5	109	4	72-116/18
79-01-6	Trichloroethylene	40	46.5	116	46.0	115	1	70-126/18
75-69-4	Trichlorofluoromethane	40	40.0	100	37.0	93	8	70-138/19
75-01-4	Vinyl chloride	40	41.2	103	38.4	96	7	55-146/22
1330-20-7	Xylene (total)	120	138	115	133	111	4	68-118/18

CAS No.	Surrogate Recoveries	BSP	BSD	Limits
1868-53-7	Dibromofluoromethane	95%	93%	72-140%

\* = Outside of Control Limits.

5.2.2  
 5



# Blank Spike/Blank Spike Duplicate Summary

**Job Number:** C46435  
**Account:** ATCCAR ATC Group Services  
**Project:** Premier Hyundai 2820 Broadway Oakland

Sample	File ID	DF	Analyzed	By	Prep Date	Prep Batch	Analytical Batch
VL1499-BS	L49971.D	1	07/12/16	JT	n/a	n/a	VL1499
VL1499-BSD	L49972.D	1	07/12/16	JT	n/a	n/a	VL1499

The QC reported here applies to the following samples:

Method: SW846 8260B

C46435-1, C46435-2, C46435-4, C46435-7, C46435-11, C46435-12, C46435-18

CAS No.	Surrogate Recoveries	BSP	BSD	Limits
2037-26-5	Toluene-D8	97%	96%	87-113%
460-00-4	4-Bromofluorobenzene	95%	94%	81-115%

(a) Outside laboratory control limits (high bias); not detected in associated samples.

\* = Outside of Control Limits.

# Blank Spike/Blank Spike Duplicate Summary

**Job Number:** C46435  
**Account:** ATCCAR ATC Group Services  
**Project:** Premier Hyundai 2820 Broadway Oakland

Sample	File ID	DF	Analyzed	By	Prep Date	Prep Batch	Analytical Batch
VM1859-BS	M61830.D	1	07/13/16	JT	n/a	n/a	VM1859
VM1859-BSD	M61831.D	1	07/13/16	JT	n/a	n/a	VM1859

The QC reported here applies to the following samples:

Method: SW846 8260B

C46435-3, C46435-13, C46435-14, C46435-16, C46435-17

CAS No.	Compound	Spike ug/kg	BSP ug/kg	BSP %	BSD ug/kg	BSD %	RPD	Limits Rec/RPD
67-64-1	Acetone	160	182	114	183	114	1	47-163/30
71-43-2	Benzene	40	38.9	97	34.9	87	11	72-122/18
108-86-1	Bromobenzene	40	37.4	94	33.7	84	10	68-122/19
74-97-5	Bromochloromethane	40	39.9	100	37.1	93	7	71-129/18
75-27-4	Bromodichloromethane	40	37.7	94	34.3	86	9	68-122/18
75-25-2	Bromoform	40	40.3	101	37.3	93	8	69-126/18
104-51-8	n-Butylbenzene	40	34.3	86	32.9	82	4	66-121/20
135-98-8	sec-Butylbenzene	40	35.0	88	33.0	83	6	69-118/20
98-06-6	tert-Butylbenzene	40	36.5	91	34.2	86	7	69-117/20
108-90-7	Chlorobenzene	40	38.5	96	35.0	88	10	68-117/17
75-00-3	Chloroethane	40	40.7	102	36.4	91	11	66-134/18
67-66-3	Chloroform	40	36.7	92	33.6	84	9	68-124/18
95-49-8	o-Chlorotoluene	40	34.2	86	30.6	77	11	65-120/22
106-43-4	p-Chlorotoluene	40	35.2	88	32.7	82	7	64-123/24
56-23-5	Carbon tetrachloride	40	39.4	99	35.9	90	9	68-130/20
75-34-3	1,1-Dichloroethane	40	36.7	92	33.5	84	9	69-122/19
75-35-4	1,1-Dichloroethylene	40	36.8	92	33.5	84	9	69-120/20
563-58-6	1,1-Dichloropropene	40	37.5	94	33.4	84	12	69-120/19
96-12-8	1,2-Dibromo-3-chloropropane	40	39.9	100	32.9	82	19	64-132/25
106-93-4	1,2-Dibromoethane	40	38.0	95	34.2	86	11	70-122/17
107-06-2	1,2-Dichloroethane	40	37.9	95	34.3	86	10	69-125/18
78-87-5	1,2-Dichloropropane	40	38.8	97	34.8	87	11	71-122/18
142-28-9	1,3-Dichloropropane	40	38.4	96	34.0	85	12	74-123/17
108-20-3	Di-Isopropyl ether	40	35.9	90	32.9	82	9	69-122/19
594-20-7	2,2-Dichloropropane	40	36.1	90	33.7	84	7	63-132/24
124-48-1	Dibromochloromethane	40	38.5	96	34.4	86	11	68-121/16
75-71-8	Dichlorodifluoromethane	40	29.3	73	25.9	65	12	53-119/22
156-59-2	cis-1,2-Dichloroethylene	40	40.4	101	36.7	92	10	72-130/18
10061-01-5	cis-1,3-Dichloropropene	40	42.0	105	37.9	95	10	71-130/18
541-73-1	m-Dichlorobenzene	40	36.6	92	33.8	85	8	67-119/18
95-50-1	o-Dichlorobenzene	40	37.5	94	35.1	88	7	68-119/17
106-46-7	p-Dichlorobenzene	40	36.6	92	33.9	85	8	67-119/17
156-60-5	trans-1,2-Dichloroethylene	40	35.0	88	32.3	81	8	66-113/19
10061-02-6	trans-1,3-Dichloropropene	40	37.1	93	32.9	82	12	70-118/17
100-41-4	Ethylbenzene	40	37.3	93	34.2	86	9	71-118/18
637-92-3	Ethyl tert-Butyl Ether	40	38.2	96	34.7	87	10	69-125/19

\* = Outside of Control Limits.

5.2.3  
 5

# Blank Spike/Blank Spike Duplicate Summary

**Job Number:** C46435  
**Account:** ATCCAR ATC Group Services  
**Project:** Premier Hyundai 2820 Broadway Oakland

Sample	File ID	DF	Analyzed	By	Prep Date	Prep Batch	Analytical Batch
VM1859-BS	M61830.D	1	07/13/16	JT	n/a	n/a	VM1859
VM1859-BSD	M61831.D	1	07/13/16	JT	n/a	n/a	VM1859

The QC reported here applies to the following samples:

Method: SW846 8260B

C46435-3, C46435-13, C46435-14, C46435-16, C46435-17

CAS No.	Compound	Spike ug/kg	BSP ug/kg	BSP %	BSD ug/kg	BSD %	RPD	Limits Rec/RPD
591-78-6	2-Hexanone	160	183	114	151	94	19	53-153/27
87-68-3	Hexachlorobutadiene	40	34.6	87	32.7	82	6	65-125/22
98-82-8	Isopropylbenzene	40	37.4	94	35.8	90	4	70-119/19
99-87-6	p-Isopropyltoluene	40	36.1	90	34.0	85	6	68-120/20
108-10-1	4-Methyl-2-pentanone	160	161	101	138	86	15	60-145/26
74-83-9	Methyl bromide	40	39.5	99	35.0	88	12	66-130/18
74-87-3	Methyl chloride	40	29.4	74	25.6	64	14	50-140/25
74-95-3	Methylene bromide	40	39.8	100	35.9	90	10	72-127/17
75-09-2	Methylene chloride	40	38.2	96	34.8	87	9	69-121/18
78-93-3	Methyl ethyl ketone	160	163	102	160	100	2	59-147/30
1634-04-4	Methyl Tert Butyl Ether	40	37.8	95	35.3	88	7	68-121/19
91-20-3	Naphthalene	40	38.4	96	34.5	86	11	68-129/22
103-65-1	n-Propylbenzene	40	34.4	86	31.7	79	8	67-116/20
100-42-5	Styrene	40	38.8	97	36.0	90	7	68-120/17
994-05-8	Tert-Amyl Methyl Ether	40	40.3	101	37.6	94	7	70-129/20
75-65-0	Tert Butyl Alcohol	200	194	97	213	107	9	50-163/30
630-20-6	1,1,1,2-Tetrachloroethane	40	39.0	98	36.0	90	8	70-123/18
71-55-6	1,1,1-Trichloroethane	40	38.3	96	35.1	88	9	71-128/20
79-34-5	1,1,2,2-Tetrachloroethane	40	37.6	94	33.2	83	12	69-126/18
79-00-5	1,1,2-Trichloroethane	40	37.3	93	32.9	82	13	70-120/17
87-61-6	1,2,3-Trichlorobenzene	40	35.0	88	33.1	83	6	65-125/23
96-18-4	1,2,3-Trichloropropane	40	40.4	101	37.1	93	9	69-128/18
120-82-1	1,2,4-Trichlorobenzene	40	36.4	91	34.6	87	5	65-125/22
95-63-6	1,2,4-Trimethylbenzene	40	35.2	88	32.9	82	7	67-118/19
108-67-8	1,3,5-Trimethylbenzene	40	35.9	90	33.1	83	8	68-120/20
127-18-4	Tetrachloroethylene	40	39.3	98	35.9	90	9	66-125/18
108-88-3	Toluene	40	37.1	93	33.5	84	10	72-116/18
79-01-6	Trichloroethylene	40	41.4	104	37.8	95	9	70-126/18
75-69-4	Trichlorofluoromethane	40	41.0	103	36.2	91	12	70-138/19
75-01-4	Vinyl chloride	40	33.8	85	29.8	75	13	55-146/22
1330-20-7	Xylene (total)	120	113	94	105	88	7	68-118/18

CAS No.	Surrogate Recoveries	BSP	BSD	Limits
1868-53-7	Dibromofluoromethane	93%	96%	72-140%

\* = Outside of Control Limits.

5.2.3  
5

# Blank Spike/Blank Spike Duplicate Summary

**Job Number:** C46435  
**Account:** ATCCAR ATC Group Services  
**Project:** Premier Hyundai 2820 Broadway Oakland

Sample	File ID	DF	Analyzed	By	Prep Date	Prep Batch	Analytical Batch
VM1859-BS	M61830.D	1	07/13/16	JT	n/a	n/a	VM1859
VM1859-BSD	M61831.D	1	07/13/16	JT	n/a	n/a	VM1859

The QC reported here applies to the following samples:

Method: SW846 8260B

C46435-3, C46435-13, C46435-14, C46435-16, C46435-17

CAS No.	Surrogate Recoveries	BSP	BSD	Limits
2037-26-5	Toluene-D8	93%	92%	87-113%
460-00-4	4-Bromofluorobenzene	96%	102%	81-115%

\* = Outside of Control Limits.

# Blank Spike/Blank Spike Duplicate Summary

**Job Number:** C46435  
**Account:** ATCCAR ATC Group Services  
**Project:** Premier Hyundai 2820 Broadway Oakland

Sample	File ID	DF	Analyzed	By	Prep Date	Prep Batch	Analytical Batch
VM1861-BS	M61910.D	1	07/18/16	JT	n/a	n/a	VM1861
VM1861-BSD	M61911.D	1	07/18/16	JT	n/a	n/a	VM1861

The QC reported here applies to the following samples:

Method: SW846 8260B

C46435-10, C46435-15

CAS No.	Compound	Spike ug/kg	BSP ug/kg	BSP %	BSD ug/kg	BSD %	RPD	Limits Rec/RPD
67-64-1	Acetone	160	184	115	196	123	6	47-163/30
71-43-2	Benzene	40	39.9	100	39.3	98	2	72-122/18
108-86-1	Bromobenzene	40	39.6	99	38.9	97	2	68-122/19
74-97-5	Bromochloromethane	40	41.5	104	40.6	102	2	71-129/18
75-27-4	Bromodichloromethane	40	39.2	98	38.2	96	3	68-122/18
75-25-2	Bromoform	40	39.9	100	39.3	98	2	69-126/18
104-51-8	n-Butylbenzene	40	39.4	99	38.0	95	4	66-121/20
135-98-8	sec-Butylbenzene	40	39.4	99	38.2	96	3	69-118/20
98-06-6	tert-Butylbenzene	40	40.3	101	38.9	97	4	69-117/20
108-90-7	Chlorobenzene	40	38.4	96	38.4	96	0	68-117/17
75-00-3	Chloroethane	40	44.0	110	41.9	105	5	66-134/18
67-66-3	Chloroform	40	40.3	101	39.2	98	3	68-124/18
95-49-8	o-Chlorotoluene	40	40.5	101	39.8	100	2	65-120/22
106-43-4	p-Chlorotoluene	40	37.5	94	35.9	90	4	64-123/24
56-23-5	Carbon tetrachloride	40	40.4	101	39.0	98	4	68-130/20
75-34-3	1,1-Dichloroethane	40	40.8	102	39.4	99	3	69-122/19
75-35-4	1,1-Dichloroethylene	40	39.1	98	38.0	95	3	69-120/20
563-58-6	1,1-Dichloropropene	40	39.0	98	37.7	94	3	69-120/19
96-12-8	1,2-Dibromo-3-chloropropane	40	40.6	102	39.0	98	4	64-132/25
106-93-4	1,2-Dibromoethane	40	38.8	97	39.0	98	1	70-122/17
107-06-2	1,2-Dichloroethane	40	39.9	100	38.8	97	3	69-125/18
78-87-5	1,2-Dichloropropane	40	40.4	101	39.4	99	3	71-122/18
142-28-9	1,3-Dichloropropane	40	40.1	100	40.0	100	0	74-123/17
108-20-3	Di-Isopropyl ether	40	40.2	101	39.4	99	2	69-122/19
594-20-7	2,2-Dichloropropane	40	41.9	105	38.8	97	8	63-132/24
124-48-1	Dibromochloromethane	40	38.9	97	38.6	97	1	68-121/16
75-71-8	Dichlorodifluoromethane	40	31.0	78	28.6	72	8	53-119/22
156-59-2	cis-1,2-Dichloroethylene	40	42.8	107	42.3	106	1	72-130/18
10061-01-5	cis-1,3-Dichloropropene	40	42.1	105	41.6	104	1	71-130/18
541-73-1	m-Dichlorobenzene	40	39.2	98	38.5	96	2	67-119/18
95-50-1	o-Dichlorobenzene	40	39.4	99	38.8	97	2	68-119/17
106-46-7	p-Dichlorobenzene	40	39.6	99	38.6	97	3	67-119/17
156-60-5	trans-1,2-Dichloroethylene	40	37.9	95	36.9	92	3	66-113/19
10061-02-6	trans-1,3-Dichloropropene	40	38.2	96	37.9	95	1	70-118/17
100-41-4	Ethylbenzene	40	39.6	99	39.0	98	2	71-118/18
637-92-3	Ethyl tert-Butyl Ether	40	41.3	103	39.9	100	3	69-125/19

\* = Outside of Control Limits.

5.2.4  
 5

# Blank Spike/Blank Spike Duplicate Summary

**Job Number:** C46435  
**Account:** ATCCAR ATC Group Services  
**Project:** Premier Hyundai 2820 Broadway Oakland

Sample	File ID	DF	Analyzed	By	Prep Date	Prep Batch	Analytical Batch
VM1861-BS	M61910.D	1	07/18/16	JT	n/a	n/a	VM1861
VM1861-BSD	M61911.D	1	07/18/16	JT	n/a	n/a	VM1861

The QC reported here applies to the following samples:

Method: SW846 8260B

C46435-10, C46435-15

CAS No.	Compound	Spike ug/kg	BSP ug/kg	BSP %	BSD ug/kg	BSD %	RPD	Limits Rec/RPD
591-78-6	2-Hexanone	160	193	121	180	113	7	53-153/27
87-68-3	Hexachlorobutadiene	40	38.6	97	36.0	90	7	65-125/22
98-82-8	Isopropylbenzene	40	39.6	99	38.1	95	4	70-119/19
99-87-6	p-Isopropyltoluene	40	40.2	101	38.6	97	4	68-120/20
108-10-1	4-Methyl-2-pentanone	160	160	100	156	98	3	60-145/26
74-83-9	Methyl bromide	40	42.0	105	40.3	101	4	66-130/18
74-87-3	Methyl chloride	40	36.9	92	33.8	85	9	50-140/25
74-95-3	Methylene bromide	40	39.6	99	39.5	99	0	72-127/17
75-09-2	Methylene chloride	40	39.0	98	38.0	95	3	69-121/18
78-93-3	Methyl ethyl ketone	160	196	123	191	119	3	59-147/30
1634-04-4	Methyl Tert Butyl Ether	40	39.7	99	39.1	98	2	68-121/19
91-20-3	Naphthalene	40	41.0	103	39.7	99	3	68-129/22
103-65-1	n-Propylbenzene	40	38.6	97	37.3	93	3	67-116/20
100-42-5	Styrene	40	40.3	101	39.6	99	2	68-120/17
994-05-8	Tert-Amyl Methyl Ether	40	41.7	104	41.1	103	1	70-129/20
75-65-0	Tert Butyl Alcohol	200	273	137	207	104	28	50-163/30
630-20-6	1,1,1,2-Tetrachloroethane	40	39.1	98	39.1	98	0	70-123/18
71-55-6	1,1,1-Trichloroethane	40	42.5	106	40.4	101	5	71-128/20
79-34-5	1,1,2,2-Tetrachloroethane	40	39.8	100	39.4	99	1	69-126/18
79-00-5	1,1,2-Trichloroethane	40	38.5	96	38.2	96	1	70-120/17
87-61-6	1,2,3-Trichlorobenzene	40	39.1	98	37.5	94	4	65-125/23
96-18-4	1,2,3-Trichloropropane	40	40.3	101	39.3	98	3	69-128/18
120-82-1	1,2,4-Trichlorobenzene	40	39.5	99	37.6	94	5	65-125/22
95-63-6	1,2,4-Trimethylbenzene	40	39.1	98	37.9	95	3	67-118/19
108-67-8	1,3,5-Trimethylbenzene	40	39.6	99	38.8	97	2	68-120/20
127-18-4	Tetrachloroethylene	40	38.6	97	38.1	95	1	66-125/18
108-88-3	Toluene	40	38.7	97	38.8	97	0	72-116/18
79-01-6	Trichloroethylene	40	40.5	101	39.3	98	3	70-126/18
75-69-4	Trichlorofluoromethane	40	45.1	113	41.9	105	7	70-138/19
75-01-4	Vinyl chloride	40	44.8	112	41.8	105	7	55-146/22
1330-20-7	Xylene (total)	120	118	98	116	97	2	68-118/18

CAS No.	Surrogate Recoveries	BSP	BSD	Limits
1868-53-7	Dibromofluoromethane	100%	98%	72-140%

\* = Outside of Control Limits.

5.2.4  
 5

# Blank Spike/Blank Spike Duplicate Summary

**Job Number:** C46435  
**Account:** ATCCAR ATC Group Services  
**Project:** Premier Hyundai 2820 Broadway Oakland

Sample	File ID	DF	Analyzed	By	Prep Date	Prep Batch	Analytical Batch
VM1861-BS	M61910.D	1	07/18/16	JT	n/a	n/a	VM1861
VM1861-BSD	M61911.D	1	07/18/16	JT	n/a	n/a	VM1861

The QC reported here applies to the following samples:

Method: SW846 8260B

C46435-10, C46435-15

CAS No.	Surrogate Recoveries	BSP	BSD	Limits
2037-26-5	Toluene-D8	97%	97%	87-113%
460-00-4	4-Bromofluorobenzene	102%	101%	81-115%

\* = Outside of Control Limits.

# Laboratory Control Sample Summary

**Job Number:** C46435  
**Account:** ATCCAR ATC Group Services  
**Project:** Premier Hyundai 2820 Broadway Oakland

Sample	File ID	DF	Analyzed	By	Prep Date	Prep Batch	Analytical Batch
VL1498-LCS	L49948.D	1	07/11/16	JT	n/a	n/a	VL1498

The QC reported here applies to the following samples:

Method: SW846 8260B

C46435-8, C46435-9

CAS No.	Compound	Spike ug/kg	LCS ug/kg	LCS %	Limits
---------	----------	----------------	--------------	----------	--------

CAS No.	Surrogate Recoveries	BSP	Limits
1868-53-7	Dibromofluoromethane	90%	72-140%
2037-26-5	Toluene-D8	98%	87-113%
460-00-4	4-Bromofluorobenzene	90%	81-115%

\* = Outside of Control Limits.



# Laboratory Control Sample Summary

**Job Number:** C46435  
**Account:** ATCCAR ATC Group Services  
**Project:** Premier Hyundai 2820 Broadway Oakland

Sample	File ID	DF	Analyzed	By	Prep Date	Prep Batch	Analytical Batch
VL1499-LCS	L49973.D	1	07/12/16	JT	n/a	n/a	VL1499

The QC reported here applies to the following samples:

Method: SW846 8260B

C46435-1, C46435-2, C46435-4, C46435-7, C46435-11, C46435-12, C46435-18

CAS No.	Compound	Spike ug/kg	LCS ug/kg	LCS %	Limits
---------	----------	----------------	--------------	----------	--------

CAS No.	Surrogate Recoveries	BSP	Limits
1868-53-7	Dibromofluoromethane	91%	72-140%
2037-26-5	Toluene-D8	97%	87-113%
460-00-4	4-Bromofluorobenzene	92%	81-115%

\* = Outside of Control Limits.

# Laboratory Control Sample Summary

**Job Number:** C46435  
**Account:** ATCCAR ATC Group Services  
**Project:** Premier Hyundai 2820 Broadway Oakland

Sample	File ID	DF	Analyzed	By	Prep Date	Prep Batch	Analytical Batch
VM1859-LCS	M61833.D	1	07/13/16	JT	n/a	n/a	VM1859

The QC reported here applies to the following samples:

Method: SW846 8260B

C46435-3, C46435-13, C46435-14, C46435-16, C46435-17

CAS No.	Compound	Spike ug/kg	LCS ug/kg	LCS %	Limits
---------	----------	----------------	--------------	----------	--------

CAS No.	Surrogate Recoveries	BSP	Limits
1868-53-7	Dibromofluoromethane	96%	72-140%
2037-26-5	Toluene-D8	95%	87-113%
460-00-4	4-Bromofluorobenzene	101%	81-115%

\* = Outside of Control Limits.

5.3.3  
5

# Laboratory Control Sample Summary

**Job Number:** C46435  
**Account:** ATCCAR ATC Group Services  
**Project:** Premier Hyundai 2820 Broadway Oakland

Sample	File ID	DF	Analyzed	By	Prep Date	Prep Batch	Analytical Batch
VM1861-LCS	M61912.D	1	07/18/16	JT	n/a	n/a	VM1861

The QC reported here applies to the following samples:

Method: SW846 8260B

C46435-10, C46435-15

CAS No.	Compound	Spike ug/kg	LCS ug/kg	LCS %	Limits
---------	----------	----------------	--------------	----------	--------

CAS No.	Surrogate Recoveries	BSP	Limits
1868-53-7	Dibromofluoromethane	97%	72-140%
2037-26-5	Toluene-D8	100%	87-113%
460-00-4	4-Bromofluorobenzene	100%	81-115%

\* = Outside of Control Limits.

# Matrix Spike/Matrix Spike Duplicate Summary

**Job Number:** C46435  
**Account:** ATCCAR ATC Group Services  
**Project:** Premier Hyundai 2820 Broadway Oakland

Sample	File ID	DF	Analyzed	By	Prep Date	Prep Batch	Analytical Batch
C46413-5MS	L49964.D	1	07/11/16	JT	n/a	n/a	VL1498
C46413-5MSD	L49965.D	1	07/11/16	JT	n/a	n/a	VL1498
C46413-5	L49963.D	1	07/11/16	JT	n/a	n/a	VL1498

The QC reported here applies to the following samples:

Method: SW846 8260B

C46435-8, C46435-9

CAS No.	Compound	C46413-5 ug/kg	Spike Q ug/kg	MS ug/kg	MS %	Spike ug/kg	MSD ug/kg	MSD %	RPD	Limits Rec/RPD
67-64-1	Acetone	ND	30900	23900	77	30900	23700	77	1	47-163/30
71-43-2	Benzene	ND	7740	6090	79	7740	5110	66* a	18	72-122/18
108-86-1	Bromobenzene	ND	7740	7010	91	7740	4650	60* a	40* b	68-122/19
74-97-5	Bromochloromethane	ND	7740	6600	85	7740	5660	73	15	71-129/18
75-27-4	Bromodichloromethane	ND	7740	6940	90	7740	5670	73	20* a	68-122/18
75-25-2	Bromoform	ND	7740	7910	102	7740	6450	83	20* b	69-126/18
104-51-8	n-Butylbenzene	ND	7740	6800	88	7740	2340	30* a	98* b	66-121/20
135-98-8	sec-Butylbenzene	ND	7740	6860	89	7740	2870	37* a	82* b	69-118/20
98-06-6	tert-Butylbenzene	ND	7740	6630	86	7740	3200	41* a	70* a	69-117/20
108-90-7	Chlorobenzene	ND	7740	6710	87	7740	4530	59* a	39* b	68-117/17
75-00-3	Chloroethane	ND	7740	7610	98	7740	7510	97	1	66-134/18
67-66-3	Chloroform	ND	7740	6660	86	7740	5510	71	19* b	68-124/18
95-49-8	o-Chlorotoluene	ND	7740	6590	85	7740	3430	44* a	63* b	65-120/22
106-43-4	p-Chlorotoluene	ND	7740	6800	88	7740	3240	42* a	71* b	64-123/24
56-23-5	Carbon tetrachloride	ND	7740	7170	93	7740	5620	73	24* b	68-130/20
75-34-3	1,1-Dichloroethane	ND	7740	6140	79	7740	5300	69	15	69-122/19
75-35-4	1,1-Dichloroethylene	ND	7740	5210	67* a	7740	4710	61* a	10	69-120/20
563-58-6	1,1-Dichloropropene	ND	7740	6180	80	7740	4760	62* a	26* b	69-120/19
96-12-8	1,2-Dibromo-3-chloropropane	ND	7740	7070	91	7740	6310	82	11	64-132/25
106-93-4	1,2-Dibromoethane	ND	7740	6930	90	7740	5890	76	16	70-122/17
107-06-2	1,2-Dichloroethane	ND	7740	7220	93	7740	6080	79	17	69-125/18
78-87-5	1,2-Dichloropropane	ND	7740	6460	83	7740	5580	72	15	71-122/18
142-28-9	1,3-Dichloropropane	ND	7740	6940	90	7740	5920	77	16	74-123/17
108-20-3	Di-Isopropyl ether	ND	7740	5990	77	7740	5350	69	11	69-122/19
594-20-7	2,2-Dichloropropane	ND	7740	6400	83	7740	5510	71	15	63-132/24
124-48-1	Dibromochloromethane	ND	7740	7340	95	7740	5960	77	21* b	68-121/16
75-71-8	Dichlorodifluoromethane	ND	7740	7850	101	7740	7310	94	7	53-119/22
156-59-2	cis-1,2-Dichloroethylene	ND	7740	6620	86	7740	5610	73	17	72-130/18
10061-01-5	cis-1,3-Dichloropropene	ND	7740	6850	89	7740	5490	71	22* b	71-130/18
541-73-1	m-Dichlorobenzene	ND	7740	6950	90	7740	3800	49* a	59* b	67-119/18
95-50-1	o-Dichlorobenzene	ND	7740	7050	91	7740	4210	54* a	50* b	68-119/17
106-46-7	p-Dichlorobenzene	ND	7740	6940	90	7740	3720	48* a	60* b	67-119/17
156-60-5	trans-1,2-Dichloroethylene	ND	7740	5480	71	7740	4590	59* a	18	66-113/19
10061-02-6	trans-1,3-Dichloropropene	ND	7740	6620	86	7740	5340	69* a	21* b	70-118/17
100-41-4	Ethylbenzene	ND	7740	6760	87	7740	3970	51* a	52* b	71-118/18
637-92-3	Ethyl tert-Butyl Ether	ND	7740	6390	83	7740	5710	74	11	69-125/19

\* = Outside of Control Limits.

5.4.1  
 5

# Matrix Spike/Matrix Spike Duplicate Summary

**Job Number:** C46435  
**Account:** ATCCAR ATC Group Services  
**Project:** Premier Hyundai 2820 Broadway Oakland

Sample	File ID	DF	Analyzed	By	Prep Date	Prep Batch	Analytical Batch
C46413-5MS	L49964.D	1	07/11/16	JT	n/a	n/a	VL1498
C46413-5MSD	L49965.D	1	07/11/16	JT	n/a	n/a	VL1498
C46413-5	L49963.D	1	07/11/16	JT	n/a	n/a	VL1498

The QC reported here applies to the following samples:

Method: SW846 8260B

C46435-8, C46435-9

CAS No.	Compound	C46413-5 ug/kg	Spike Q ug/kg	MS ug/kg	MS %	Spike ug/kg	MSD ug/kg	MSD %	RPD	Limits Rec/RPD
591-78-6	2-Hexanone	ND	30900	28000	90	30900	26800	87	4	53-153/27
87-68-3	Hexachlorobutadiene	ND	7740	7340	95	7740	2200	28* a	108* b	65-125/22
98-82-8	Isopropylbenzene	ND	7740	7020	91	7740	3600	47* a	64* b	70-119/19
99-87-6	p-Isopropyltoluene	ND	7740	6910	89	7740	2770	36* a	86* b	68-120/20
108-10-1	4-Methyl-2-pentanone	ND	30900	28900	93	30900	27900	90	4	60-145/26
74-83-9	Methyl bromide	ND	7740	7780	101	7740	7690	99	1	66-130/18
74-87-3	Methyl chloride	ND	7740	7550	98	7740	7200	93	5	50-140/25
74-95-3	Methylene bromide	ND	7740	7120	92	7740	5950	77	18* b	72-127/17
75-09-2	Methylene chloride	ND	7740	5720	74	7740	5130	66* a	11	69-121/18
78-93-3	Methyl ethyl ketone	ND	30900	26000	84	30900	24800	80	5	59-147/30
1634-04-4	Methyl Tert Butyl Ether	12700	7740	18900	80	7740	17600	63* a	7	68-121/19
91-20-3	Naphthalene	ND	7740	7210	93	7740	5290	68	31* b	68-129/22
103-65-1	n-Propylbenzene	ND	7740	6460	83	7740	2990	39* a	73* b	67-116/20
100-42-5	Styrene	ND	7740	6900	89	7740	4200	54* a	49* b	68-120/17
994-05-8	Tert-Amyl Methyl Ether	ND	7740	6720	87	7740	5990	77	11	70-129/20
75-65-0	Tert Butyl Alcohol	20800	38700	59000	99	38700	55700	90	6	50-163/30
630-20-6	1,1,1,2-Tetrachloroethane	ND	7740	7420	96	7740	5570	72	28* b	70-123/18
71-55-6	1,1,1-Trichloroethane	ND	7740	7010	91	7740	5590	72	23* b	71-128/20
79-34-5	1,1,2,2-Tetrachloroethane	ND	7740	7020	91	7740	6350	82	10	69-126/18
79-00-5	1,1,2-Trichloroethane	ND	7740	6820	88	7740	5940	77	14	70-120/17
87-61-6	1,2,3-Trichlorobenzene	ND	7740	7330	95	7740	4020	52* a	58* b	65-125/23
96-18-4	1,2,3-Trichloropropane	ND	7740	8020	104	7740	6840	88	16	69-128/18
120-82-1	1,2,4-Trichlorobenzene	ND	7740	6940	90	7740	3750	48* a	60* b	65-125/22
95-63-6	1,2,4-Trimethylbenzene	ND	7740	6730	87	7740	3280	42* a	69* b	67-118/19
108-67-8	1,3,5-Trimethylbenzene	ND	7740	6720	87	7740	3300	43* a	68* b	68-120/20
127-18-4	Tetrachloroethylene	ND	7740	7070	91	7740	4500	58* a	44* b	66-125/18
108-88-3	Toluene	ND	7740	6460	83	7740	4620	60* a	33* b	72-116/18
79-01-6	Trichloroethylene	ND	7740	6590	85	7740	5000	65* a	27* b	70-126/18
75-69-4	Trichlorofluoromethane	ND	7740	8490	110	7740	7740	100	9	70-138/19
75-01-4	Vinyl chloride	ND	7740	8600	111	7740	8010	104	7	55-146/22
1330-20-7	Xylene (total)	ND	23200	20300	87	23200	11800	51* a	53* b	68-118/18

CAS No.	Surrogate Recoveries	MS	MSD	C46413-5	Limits
1868-53-7	Dibromofluoromethane	100%	97%	98%	72-140%

\* = Outside of Control Limits.

# Matrix Spike/Matrix Spike Duplicate Summary

**Job Number:** C46435  
**Account:** ATCCAR ATC Group Services  
**Project:** Premier Hyundai 2820 Broadway Oakland

Sample	File ID	DF	Analyzed	By	Prep Date	Prep Batch	Analytical Batch
C46413-5MS	L49964.D	1	07/11/16	JT	n/a	n/a	VL1498
C46413-5MSD	L49965.D	1	07/11/16	JT	n/a	n/a	VL1498
C46413-5	L49963.D	1	07/11/16	JT	n/a	n/a	VL1498

The QC reported here applies to the following samples:

Method: SW846 8260B

C46435-8, C46435-9

CAS No.	Surrogate Recoveries	MS	MSD	C46413-5	Limits
2037-26-5	Toluene-D8	94%	98%	96%	87-113%
460-00-4	4-Bromofluorobenzene	96%	97%	93%	81-115%

- (a) Outside control limits due to matrix interference.
- (b) Outside laboratory control limits.

\* = Outside of Control Limits.

5.4.1  
 5

# Matrix Spike/Matrix Spike Duplicate Summary

**Job Number:** C46435  
**Account:** ATCCAR ATC Group Services  
**Project:** Premier Hyundai 2820 Broadway Oakland

Sample	File ID	DF	Analyzed	By	Prep Date	Prep Batch	Analytical Batch
C46485-1MS	M61850.D	1	07/13/16	JT	n/a	n/a	VM1859
C46485-1MSD	M61851.D	1	07/13/16	JT	n/a	n/a	VM1859
C46485-1	M61836.D	1	07/13/16	JT	n/a	n/a	VM1859

The QC reported here applies to the following samples:

Method: SW846 8260B

C46435-3, C46435-13, C46435-14, C46435-16, C46435-17

CAS No.	Compound	C46485-1 ug/kg	Spike Q ug/kg	MS ug/kg	MS %	Spike ug/kg	MSD ug/kg	MSD %	RPD	Limits Rec/RPD
67-64-1	Acetone	40 U	160	173	108	160	175	110	1	47-163/30
71-43-2	Benzene	5.0 U	39.9	31.8	80	39.9	33.2	83	4	72-122/18
108-86-1	Bromobenzene	5.0 U	39.9	27.0	68	39.9	28.8	72	6	68-122/19
74-97-5	Bromochloromethane	5.0 U	39.9	33.3	83	39.9	31.7	79	5	71-129/18
75-27-4	Bromodichloromethane	5.0 U	39.9	26.9	67* a	39.9	27.9	70	4	68-122/18
75-25-2	Bromoform	5.0 U	39.9	27.0	68* a	39.9	28.1	70	4	69-126/18
104-51-8	n-Butylbenzene	5.0 U	39.9	24.9	62* a	39.9	25.2	63* a	1	66-121/20
135-98-8	sec-Butylbenzene	5.0 U	39.9	28.1	70	39.9	29.2	73	4	69-118/20
98-06-6	tert-Butylbenzene	5.0 U	39.9	30.5	76	39.9	31.0	78	2	69-117/20
108-90-7	Chlorobenzene	5.0 U	39.9	29.4	74	39.9	30.5	76	4	68-117/17
75-00-3	Chloroethane	5.0 U	39.9	34.2	86	39.9	34.2	86	0	66-134/18
67-66-3	Chloroform	5.0 U	39.9	28.5	71	39.9	28.8	72	1	68-124/18
95-49-8	o-Chlorotoluene	5.0 U	39.9	25.0	63* a	39.9	27.1	68	8	65-120/22
106-43-4	p-Chlorotoluene	5.0 U	39.9	25.9	65	39.9	26.1	65	1	64-123/24
56-23-5	Carbon tetrachloride	5.0 U	39.9	32.8	82	39.9	34.4	86	5	68-130/20
75-34-3	1,1-Dichloroethane	5.0 U	39.9	30.0	75	39.9	30.4	76	1	69-122/19
75-35-4	1,1-Dichloroethylene	5.0 U	39.9	33.3	83	39.9	34.2	86	3	69-120/20
563-58-6	1,1-Dichloropropene	5.0 U	39.9	32.1	80	39.9	33.2	83	3	69-120/19
96-12-8	1,2-Dibromo-3-chloropropane	5.0 U	39.9	25.1	63* a	39.9	26.5	66	5	64-132/25
106-93-4	1,2-Dibromoethane	5.0 U	39.9	27.5	69* a	39.9	28.1	70	2	70-122/17
107-06-2	1,2-Dichloroethane	5.0 U	39.9	25.5	64* a	39.9	26.3	66* a	3	69-125/18
78-87-5	1,2-Dichloropropane	5.0 U	39.9	29.8	75	39.9	31.1	78	4	71-122/18
142-28-9	1,3-Dichloropropane	5.0 U	39.9	27.6	69* a	39.9	28.4	71* a	3	74-123/17
108-20-3	Di-Isopropyl ether	5.0 U	39.9	26.9	67* a	39.9	27.2	68* a	1	69-122/19
594-20-7	2,2-Dichloropropane	5.0 U	39.9	29.2	73	39.9	28.9	72	1	63-132/24
124-48-1	Dibromochloromethane	5.0 U	39.9	26.6	67* a	39.9	27.9	70	5	68-121/16
75-71-8	Dichlorodifluoromethane	5.0 U	39.9	24.7	62	39.9	24.4	61	1	53-119/22
156-59-2	cis-1,2-Dichloroethylene	5.0 U	39.9	33.1	83	39.9	33.3	83	1	72-130/18
10061-01-5	cis-1,3-Dichloropropene	5.0 U	39.9	29.0	73	39.9	30.6	77	5	71-130/18
541-73-1	m-Dichlorobenzene	5.0 U	39.9	24.3	61* a	39.9	25.2	63* a	4	67-119/18
95-50-1	o-Dichlorobenzene	5.0 U	39.9	24.6	62* a	39.9	24.8	62* a	1	68-119/17
106-46-7	p-Dichlorobenzene	5.0 U	39.9	24.1	60* a	39.9	24.7	62* a	2	67-119/17
156-60-5	trans-1,2-Dichloroethylene	5.0 U	39.9	30.7	77	39.9	31.0	78	1	66-113/19
10061-02-6	trans-1,3-Dichloropropene	5.0 U	39.9	24.4	61* a	39.9	25.2	63* a	3	70-118/17
100-41-4	Ethylbenzene	5.0 U	39.9	30.5	76	39.9	31.2	78	2	71-118/18
637-92-3	Ethyl tert-Butyl Ether	5.0 U	39.9	27.9	70	39.9	28.4	71	2	69-125/19

\* = Outside of Control Limits.

# Matrix Spike/Matrix Spike Duplicate Summary

**Job Number:** C46435  
**Account:** ATCCAR ATC Group Services  
**Project:** Premier Hyundai 2820 Broadway Oakland

Sample	File ID	DF	Analyzed	By	Prep Date	Prep Batch	Analytical Batch
C46485-1MS	M61850.D	1	07/13/16	JT	n/a	n/a	VM1859
C46485-1MSD	M61851.D	1	07/13/16	JT	n/a	n/a	VM1859
C46485-1	M61836.D	1	07/13/16	JT	n/a	n/a	VM1859

The QC reported here applies to the following samples:

Method: SW846 8260B

C46435-3, C46435-13, C46435-14, C46435-16, C46435-17

CAS No.	Compound	C46485-1 ug/kg	Spike Q	MS ug/kg	MS %	Spike ug/kg	MSD ug/kg	MSD %	RPD	Limits Rec/RPD	
591-78-6	2-Hexanone	20 U		160	124	78	160	126	79	2	53-153/27
87-68-3	Hexachlorobutadiene	5.0 U		39.9	18.4	46* a	39.9	19.3	48* a	5	65-125/22
98-82-8	Isopropylbenzene	5.0 U		39.9	32.2	81	39.9	31.2	78	3	70-119/19
99-87-6	p-Isopropyltoluene	5.0 U		39.9	28.3	71	39.9	28.6	72	1	68-120/20
108-10-1	4-Methyl-2-pentanone	20 U		160	104	65	160	111	70	7	60-145/26
74-83-9	Methyl bromide	5.0 U		39.9	31.6	79	39.9	31.5	79	0	66-130/18
74-87-3	Methyl chloride	5.0 U		39.9	22.4	56	39.9	22.4	56	0	50-140/25
74-95-3	Methylene bromide	5.0 U		39.9	28.3	71* a	39.9	29.2	73	3	72-127/17
75-09-2	Methylene chloride	20 U		39.9	32.2	81	39.9	32.5	81	1	69-121/18
78-93-3	Methyl ethyl ketone	20 U		160	122	76	160	120	75	2	59-147/30
1634-04-4	Methyl Tert Butyl Ether	5.0 U		39.9	27.5	69	39.9	26.8	67* a	3	68-121/19
91-20-3	Naphthalene	5.0 U		39.9	19.1	48* a	39.9	20.3	51* a	6	68-129/22
103-65-1	n-Propylbenzene	5.0 U		39.9	27.8	70	39.9	29.0	73	4	67-116/20
100-42-5	Styrene	5.0 U		39.9	28.6	72	39.9	28.7	72	0	68-120/17
994-05-8	Tert-Amyl Methyl Ether	5.0 U		39.9	29.7	74	39.9	29.7	74	0	70-129/20
75-65-0	Tert Butyl Alcohol	40 U		200	142	71	200	141	71	1	50-163/30
630-20-6	1,1,1,2-Tetrachloroethane	5.0 U		39.9	30.4	76	39.9	30.7	77	1	70-123/18
71-55-6	1,1,1-Trichloroethane	5.0 U		39.9	32.0	80	39.9	32.4	81	1	71-128/20
79-34-5	1,1,2,2-Tetrachloroethane	5.0 U		39.9	23.6	59* a	39.9	25.4	64* a	7	69-126/18
79-00-5	1,1,2-Trichloroethane	5.0 U		39.9	27.0	68* a	39.9	27.9	70	3	70-120/17
87-61-6	1,2,3-Trichlorobenzene	5.0 U		39.9	15.0	38* a	39.9	15.6	39* a	4	65-125/23
96-18-4	1,2,3-Trichloropropane	5.0 U		39.9	28.4	71	39.9	28.7	72	1	69-128/18
120-82-1	1,2,4-Trichlorobenzene	5.0 U		39.9	16.1	40* a	39.9	16.7	42* a	4	65-125/22
95-63-6	1,2,4-Trimethylbenzene	5.0 U		39.9	26.9	67	39.9	27.2	68	1	67-118/19
108-67-8	1,3,5-Trimethylbenzene	5.0 U		39.9	28.7	72	39.9	28.9	72	1	68-120/20
127-18-4	Tetrachloroethylene	5.0 U		39.9	53.6	134* a	39.9	55.8	140* a	4	66-125/18
108-88-3	Toluene	5.0 U		39.9	31.0	78	39.9	31.9	80	3	72-116/18
79-01-6	Trichloroethylene	5.0 U		39.9	38.2	96	39.9	39.8	100	4	70-126/18
75-69-4	Trichlorofluoromethane	5.0 U		39.9	32.9	82	39.9	33.2	83	1	70-138/19
75-01-4	Vinyl chloride	5.0 U		39.9	26.8	67	39.9	28.6	72	6	55-146/22
1330-20-7	Xylene (total)	9.9 U		120	93.2	78	120	93.8	78	1	68-118/18

CAS No.	Surrogate Recoveries	MS	MSD	C46485-1	Limits
1868-53-7	Dibromofluoromethane	90%	89%	100%	72-140%

\* = Outside of Control Limits.

5.4.2  
 5



# Matrix Spike/Matrix Spike Duplicate Summary

**Job Number:** C46435  
**Account:** ATCCAR ATC Group Services  
**Project:** Premier Hyundai 2820 Broadway Oakland

Sample	File ID	DF	Analyzed	By	Prep Date	Prep Batch	Analytical Batch
C46485-1MS	M61850.D	1	07/13/16	JT	n/a	n/a	VM1859
C46485-1MSD	M61851.D	1	07/13/16	JT	n/a	n/a	VM1859
C46485-1	M61836.D	1	07/13/16	JT	n/a	n/a	VM1859

The QC reported here applies to the following samples:

Method: SW846 8260B

C46435-3, C46435-13, C46435-14, C46435-16, C46435-17

CAS No.	Surrogate Recoveries	MS	MSD	C46485-1	Limits
2037-26-5	Toluene-D8	94%	94%	94%	87-113%
460-00-4	4-Bromofluorobenzene	97%	94%	101%	81-115%

(a) Outside control limits due to matrix interference.

\* = Outside of Control Limits.

5.4.2  
 5

# Matrix Spike/Matrix Spike Duplicate Summary

**Job Number:** C46435  
**Account:** ATCCAR ATC Group Services  
**Project:** Premier Hyundai 2820 Broadway Oakland

Sample	File ID	DF	Analyzed	By	Prep Date	Prep Batch	Analytical Batch
C46446-4MS	M61930.D	1	07/19/16	JT	n/a	n/a	VM1861
C46446-4MSD	M61931.D	1	07/19/16	JT	n/a	n/a	VM1861
C46446-4	M61918.D	1	07/18/16	JT	n/a	n/a	VM1861

The QC reported here applies to the following samples:

Method: SW846 8260B

C46435-10, C46435-15

CAS No.	Compound	C46446-4 ug/kg	Spike Q ug/kg	MS ug/kg	MS %	Spike ug/kg	MSD ug/kg	MSD %	RPD	Limits Rec/RPD	
67-64-1	Acetone	ND		7160	6010	84	7160	4940	69	20	47-163/30
71-43-2	Benzene	ND		1790	1760	98	1790	1740	97	1	72-122/18
108-86-1	Bromobenzene	ND		1790	1660	93	1790	1670	93	1	68-122/19
74-97-5	Bromochloromethane	ND		1790	1800	101	1790	1780	100	1	71-129/18
75-27-4	Bromodichloromethane	ND		1790	1610	90	1790	1580	88	2	68-122/18
75-25-2	Bromoform	ND		1790	1720	96	1790	1720	96	0	69-126/18
104-51-8	n-Butylbenzene	ND		1790	1570	88	1790	1600	89	2	66-121/20
135-98-8	sec-Butylbenzene	ND		1790	1650	92	1790	1680	94	2	69-118/20
98-06-6	tert-Butylbenzene	ND		1790	1670	93	1790	1690	94	1	69-117/20
108-90-7	Chlorobenzene	ND		1790	1690	94	1790	1700	95	1	68-117/17
75-00-3	Chloroethane	ND		1790	1810	101	1790	1810	101	0	66-134/18
67-66-3	Chloroform	ND		1790	1580	88	1790	1600	89	1	68-124/18
95-49-8	o-Chlorotoluene	ND		1790	1700	95	1790	1650	92	3	65-120/22
106-43-4	p-Chlorotoluene	ND		1790	1380	77	1790	1500	84	8	64-123/24
56-23-5	Carbon tetrachloride	ND		1790	1600	89	1790	1580	88	1	68-130/20
75-34-3	1,1-Dichloroethane	ND		1790	1640	92	1790	1640	92	0	69-122/19
75-35-4	1,1-Dichloroethylene	ND		1790	1650	92	1790	1640	92	1	69-120/20
563-58-6	1,1-Dichloropropene	ND		1790	1630	91	1790	1600	89	2	69-120/19
96-12-8	1,2-Dibromo-3-chloropropane	ND		1790	1630	91	1790	1620	91	1	64-132/25
106-93-4	1,2-Dibromoethane	ND		1790	1730	97	1790	1700	95	2	70-122/17
107-06-2	1,2-Dichloroethane	ND		1790	1600	89	1790	1600	89	0	69-125/18
78-87-5	1,2-Dichloropropane	ND		1790	1770	99	1790	1740	97	2	71-122/18
142-28-9	1,3-Dichloropropane	ND		1790	1740	97	1790	1700	95	2	74-123/17
108-20-3	Di-Isopropyl ether	ND		1790	1650	92	1790	1660	93	1	69-122/19
594-20-7	2,2-Dichloropropane	ND		1790	1330	74	1790	1370	77	3	63-132/24
124-48-1	Dibromochloromethane	ND		1790	1640	92	1790	1620	91	1	68-121/16
75-71-8	Dichlorodifluoromethane	ND		1790	1120	63	1790	1100	61	2	53-119/22
156-59-2	cis-1,2-Dichloroethylene	ND		1790	1800	101	1790	1810	101	1	72-130/18
10061-01-5	cis-1,3-Dichloropropene	ND		1790	1760	98	1790	1740	97	1	71-130/18
541-73-1	m-Dichlorobenzene	ND		1790	1630	91	1790	1650	92	1	67-119/18
95-50-1	o-Dichlorobenzene	ND		1790	1720	96	1790	1720	96	0	68-119/17
106-46-7	p-Dichlorobenzene	ND		1790	1630	91	1790	1650	92	1	67-119/17
156-60-5	trans-1,2-Dichloroethylene	ND		1790	1570	88	1790	1580	88	1	66-113/19
10061-02-6	trans-1,3-Dichloropropene	ND		1790	1520	85	1790	1520	85	0	70-118/17
100-41-4	Ethylbenzene	ND		1790	1690	94	1790	1700	95	1	71-118/18
637-92-3	Ethyl tert-Butyl Ether	ND		1790	1670	93	1790	1680	94	1	69-125/19

\* = Outside of Control Limits.

# Matrix Spike/Matrix Spike Duplicate Summary

**Job Number:** C46435  
**Account:** ATCCAR ATC Group Services  
**Project:** Premier Hyundai 2820 Broadway Oakland

Sample	File ID	DF	Analyzed	By	Prep Date	Prep Batch	Analytical Batch
C46446-4MS	M61930.D	1	07/19/16	JT	n/a	n/a	VM1861
C46446-4MSD	M61931.D	1	07/19/16	JT	n/a	n/a	VM1861
C46446-4	M61918.D	1	07/18/16	JT	n/a	n/a	VM1861

The QC reported here applies to the following samples:

Method: SW846 8260B

C46435-10, C46435-15

CAS No.	Compound	C46446-4 ug/kg	Spike Q ug/kg	MS ug/kg	MS %	Spike ug/kg	MSD ug/kg	MSD %	RPD	Limits Rec/RPD
591-78-6	2-Hexanone	ND	7160	6990	98	7160	6860	96	2	53-153/27
87-68-3	Hexachlorobutadiene	ND	1790	1690	94	1790	1710	96	1	65-125/22
98-82-8	Isopropylbenzene	ND	1790	1720	96	1790	1720	96	0	70-119/19
99-87-6	p-Isopropyltoluene	ND	1790	1660	93	1790	1670	93	1	68-120/20
108-10-1	4-Methyl-2-pentanone	ND	7160	6900	96	7160	6820	95	1	60-145/26
74-83-9	Methyl bromide	ND	1790	1620	91	1790	1580	88	3	66-130/18
74-87-3	Methyl chloride	ND	1790	1360	76	1790	1380	77	1	50-140/25
74-95-3	Methylene bromide	ND	1790	1750	98	1790	1690	94	3	72-127/17
75-09-2	Methylene chloride	ND	1790	1640	92	1790	1620	91	1	69-121/18
78-93-3	Methyl ethyl ketone	ND	7160	6170	86	7160	5470	76	12	59-147/30
1634-04-4	Methyl Tert Butyl Ether	ND	1790	1580	88	1790	1530	86	3	68-121/19
91-20-3	Naphthalene	ND	1790	1990	111	1790	2010	112	1	68-129/22
103-65-1	n-Propylbenzene	ND	1790	1550	87	1790	1570	88	1	67-116/20
100-42-5	Styrene	ND	1790	1780	100	1790	1790	100	1	68-120/17
994-05-8	Tert-Amyl Methyl Ether	ND	1790	1740	97	1790	1730	97	1	70-129/20
75-65-0	Tert Butyl Alcohol	ND	8940	10100	113	8940	9840	110	3	50-163/30
630-20-6	1,1,1,2-Tetrachloroethane	ND	1790	1700	95	1790	1690	94	1	70-123/18
71-55-6	1,1,1-Trichloroethane	ND	1790	1570	88	1790	1590	89	1	71-128/20
79-34-5	1,1,2,2-Tetrachloroethane	ND	1790	1640	92	1790	1670	93	2	69-126/18
79-00-5	1,1,2-Trichloroethane	ND	1790	1780	100	1790	1770	99	1	70-120/17
87-61-6	1,2,3-Trichlorobenzene	ND	1790	1950	109	1790	1980	111	2	65-125/23
96-18-4	1,2,3-Trichloropropane	ND	1790	2020	113	1790	2000	112	1	69-128/18
120-82-1	1,2,4-Trichlorobenzene	ND	1790	1830	102	1790	1820	102	1	65-125/22
95-63-6	1,2,4-Trimethylbenzene	ND	1790	1620	91	1790	1630	91	1	67-118/19
108-67-8	1,3,5-Trimethylbenzene	ND	1790	1650	92	1790	1680	94	2	68-120/20
127-18-4	Tetrachloroethylene	ND	1790	1850	103	1790	1750	98	6	66-125/18
108-88-3	Toluene	ND	1790	1700	95	1790	1690	94	1	72-116/18
79-01-6	Trichloroethylene	ND	1790	1810	101	1790	1770	99	2	70-126/18
75-69-4	Trichlorofluoromethane	ND	1790	1580	88	1790	1580	88	0	70-138/19
75-01-4	Vinyl chloride	ND	1790	945	53* a	1790	966	54* a	2	55-146/22
1330-20-7	Xylene (total)	ND	5370	5110	95	5370	5160	96	1	68-118/18

CAS No.	Surrogate Recoveries	MS	MSD	C46446-4	Limits
1868-53-7	Dibromofluoromethane	91%	91%	95%	72-140%

\* = Outside of Control Limits.

# Matrix Spike/Matrix Spike Duplicate Summary

**Job Number:** C46435  
**Account:** ATCCAR ATC Group Services  
**Project:** Premier Hyundai 2820 Broadway Oakland

Sample	File ID	DF	Analyzed	By	Prep Date	Prep Batch	Analytical Batch
C46446-4MS	M61930.D	1	07/19/16	JT	n/a	n/a	VM1861
C46446-4MSD	M61931.D	1	07/19/16	JT	n/a	n/a	VM1861
C46446-4	M61918.D	1	07/18/16	JT	n/a	n/a	VM1861

The QC reported here applies to the following samples:

Method: SW846 8260B

C46435-10, C46435-15

CAS No.	Surrogate Recoveries	MS	MSD	C46446-4	Limits
2037-26-5	Toluene-D8	94%	95%	97%	87-113%
460-00-4	4-Bromofluorobenzene	103%	103%	111%	81-115%

(a) Outside control limits due to matrix interference. AZ:M2

\* = Outside of Control Limits.

5.4.3  
**5**

GC/MS Volatiles

Raw Data

9

## Quantitation Report (QT Reviewed)

Data Path : C:\msdchem\1\DATA\L160712\  
 Data File : L49975.D  
 Acq On : 12 Jul 2016 2:15 pm  
 Operator : johannat  
 Sample : C46435-1  
 Misc : MS1912,VL1499,5.66,,,,,1  
 ALS Vial : 8 Sample Multiplier: 1

Quant Time: Jul 13 10:54:39 2016  
 Quant Method : C:\msdchem\1\METHODS\VL1485S.M  
 Quant Title : EPA -8260B  
 QLast Update : Mon Jul 11 13:46:33 2016  
 Response via : Initial Calibration

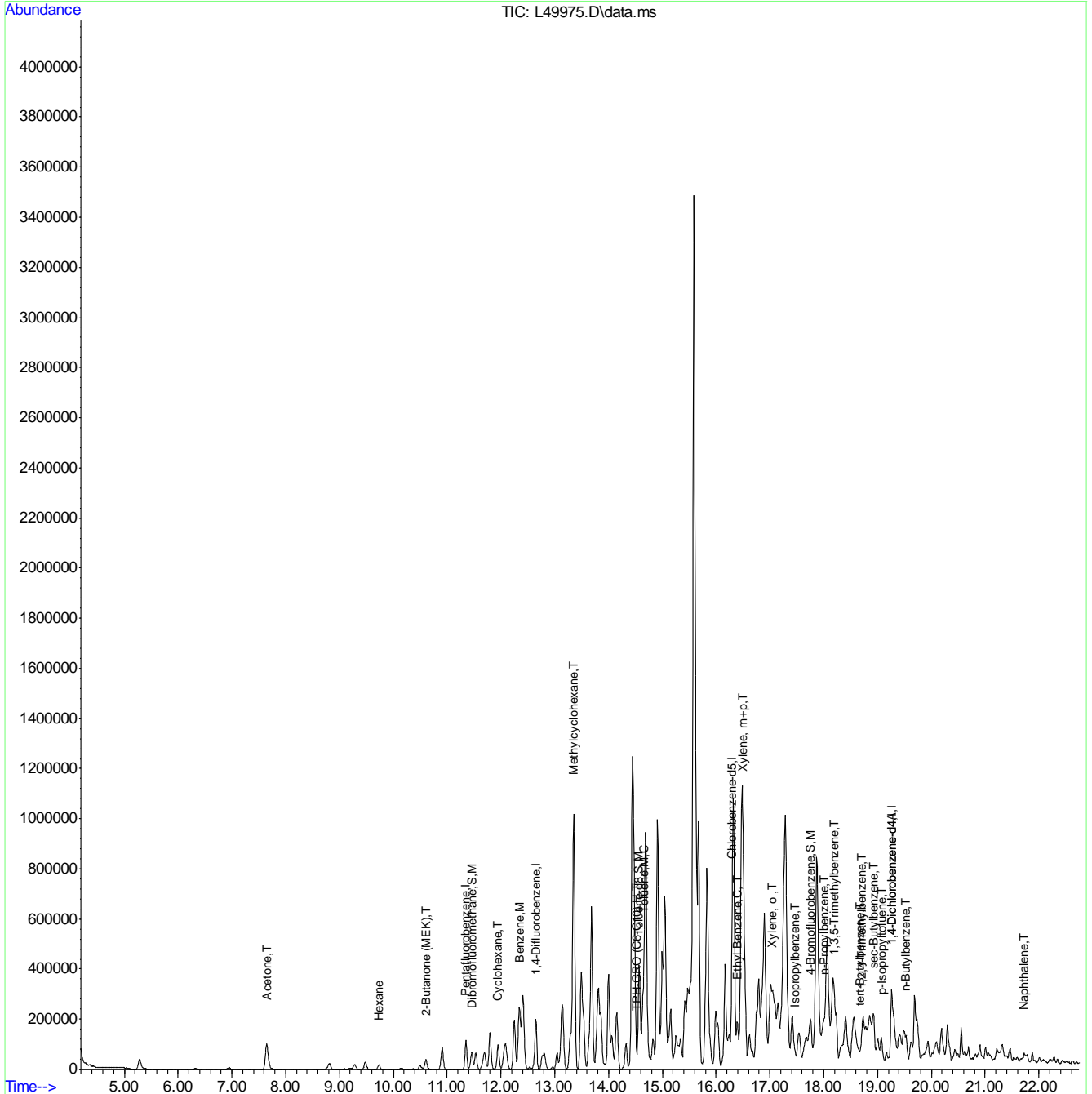
Compound	R.T.	QIon	Response	Conc	Units	Dev(Min)
Internal Standards						
1) Pentafluorobenzene	11.351	168	991629	20.00	ug/Kg	0.00
40) 1,4-Difluorobenzene	12.650	114	1684444	20.00	ug/Kg	0.00
55) Chlorobenzene-d5	16.295	117	1438757	20.00	ug/Kg	-0.02
77) 1,4-Dichlorobenzene-d4	19.263	152	650864	20.00	ug/Kg	-0.03
99) 1,4-Dichlorobenzene-d4A	19.263	152	650864	20.00	ug/Kg	-0.03
System Monitoring Compounds						
36) Dibromofluoromethane	11.460	111	582150	19.61	ug/Kg	0.00
Spiked Amount	20.000	Range 72 - 140	Recovery =	98.05%		
56) Toluene-d8	14.559	98	2016299	19.84	ug/Kg	-0.01
Spiked Amount	20.000	Range 87 - 113	Recovery =	99.20%		
74) 4-Bromofluorobenzene	17.757	95	751828	17.80	ug/Kg	-0.02
Spiked Amount	20.000	Range 81 - 115	Recovery =	89.00%		
Target Compounds						
						Qvalue
11) Acetone	7.646	58	681661	241.39	ug/Kg#	67
24) Hexane	9.731	57	130054	4.16	ug/Kg	97
30) 2-Butanone (MEK)	10.604	72	161231	43.36	ug/Kg#	76
38) Cyclohexane	11.946	56	687533	15.39	ug/Kg	100
45) Benzene	12.339	78	420151	3.35	ug/Kg	100
48) Methylcyclohexane	13.348	55	5427786	137.63	ug/Kg	97
57) Toluene	14.658	92	84309	1.18	ug/Kg#	33
67) Ethyl Benzene	16.398	91	183749	1.32	ug/Kg	80
68) Xylene, m+p	16.496	106	165720	3.36	ug/Kg#	53
69) Xylene, o	17.031	106	46871	0.93	ug/Kg#	1
73) Isopropylbenzene	17.462	105	440831	3.52	ug/Kg	98
79) n-Propylbenzene	18.002	91	367476	2.43	ug/Kg	93
81) 1,3,5-Trimethylbenzene	18.199	105	238977	2.36	ug/Kg	99
84) tert-Butylbenzene	18.674	119	73740	0.76	ug/Kg#	11
86) 1,2,4-Trimethylbenzene	18.706	105	275098	2.55	ug/Kg	82
87) sec-Butylbenzene	18.925	105	290384	2.27	ug/Kg	95
88) p-Isopropyltoluene	19.072	119	265404	2.55	ug/Kg	87
92) n-Butylbenzene	19.525	91	113972	1.02	ug/Kg#	62
97) Naphthalene	21.718	128	171192	1.73	ug/Kg	100
100) TPH-GRO (C6-C10)	14.525	TIC	668789264m	3894.09	ug/Kg	

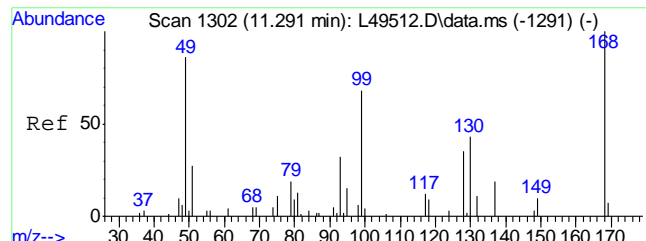
(#) = qualifier out of range (m) = manual integration (+) = signals summed

Quantitation Report (QT Reviewed)

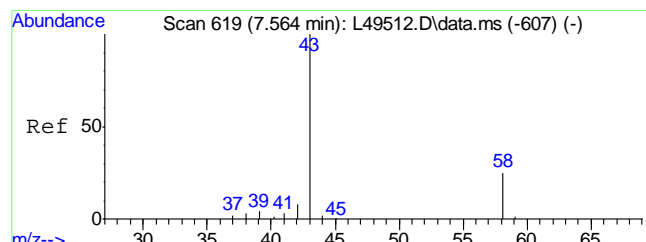
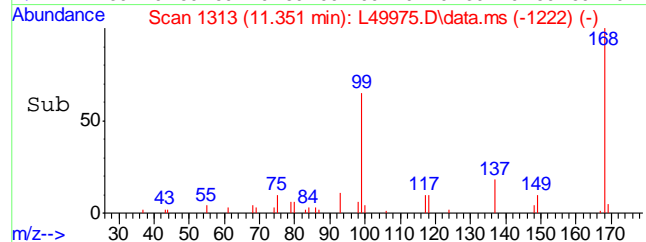
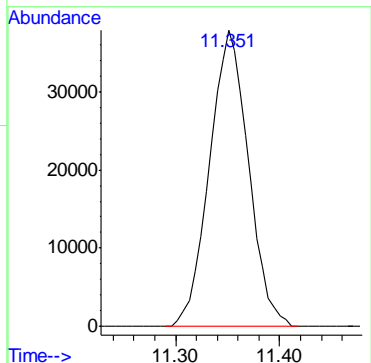
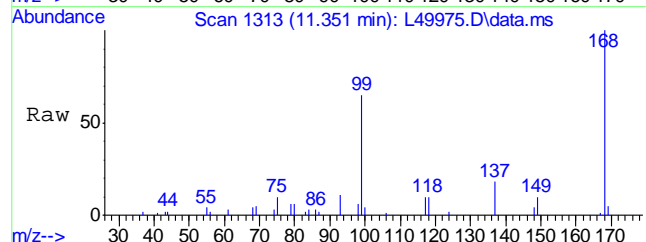
Data Path : C:\msdchem\1\DATA\L160712\  
Data File : L49975.D  
Acq On : 12 Jul 2016 2:15 pm  
Operator : johannat  
Sample : C46435-1  
Misc : MS1912,VL1499,5.66,,,,,1  
ALS Vial : 8 Sample Multiplier: 1

Quant Time: Jul 13 10:54:39 2016  
Quant Method : C:\msdchem\1\METHODS\VL1485S.M  
Quant Title : EPA -8260B  
QLast Update : Mon Jul 11 13:46:33 2016  
Response via : Initial Calibration

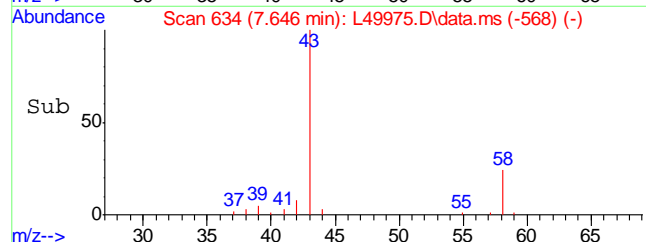
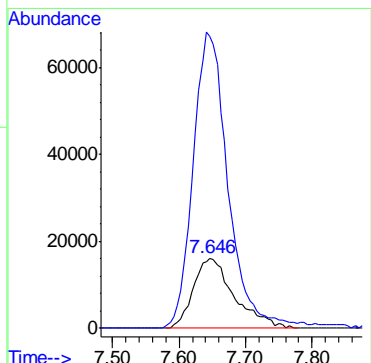
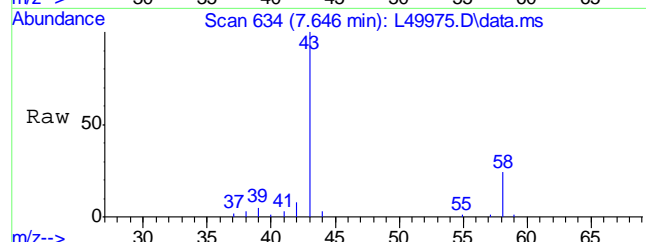




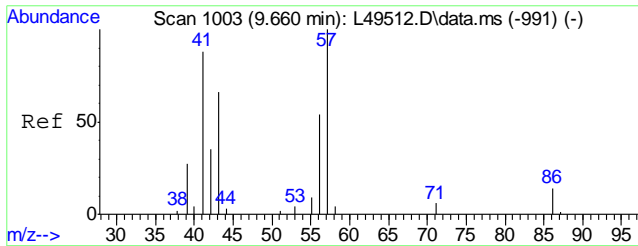
#1  
 Pentafluorobenzene  
 Concen: 20.00 ug/Kg  
 RT: 11.351 min Scan# 1313  
 Delta R.T. -0.005 min  
 Lab File: L49975.D  
 Acq: 12 Jul 2016 2:15 pm  
 Tgt Ion:168 Resp: 991629



#11  
 Acetone  
 Concen: 241.39 ug/Kg  
 RT: 7.646 min Scan# 634  
 Delta R.T. 0.011 min  
 Lab File: L49975.D  
 Acq: 12 Jul 2016 2:15 pm  
 Tgt Ion: 58 Resp: 681661  
 Ion Ratio Lower Upper  
 58 100  
 43 363.4 428.1 468.1#

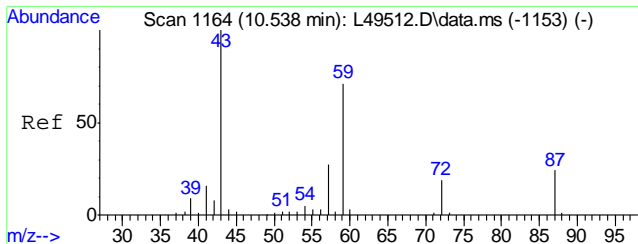
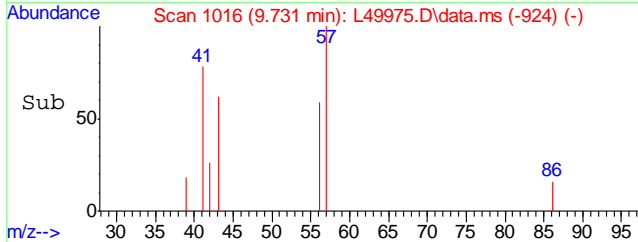
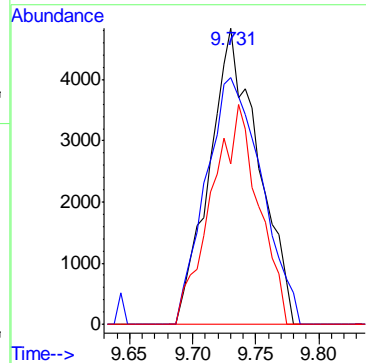
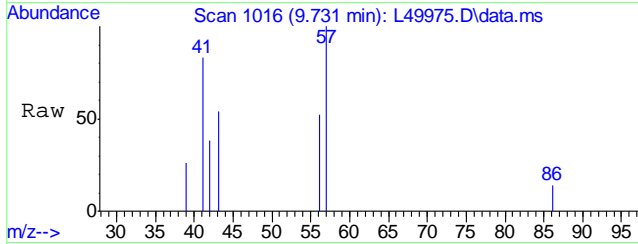






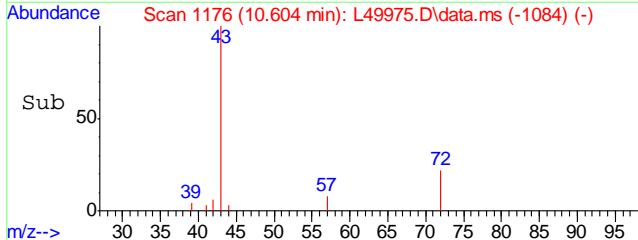
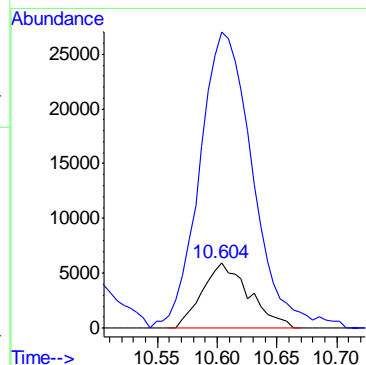
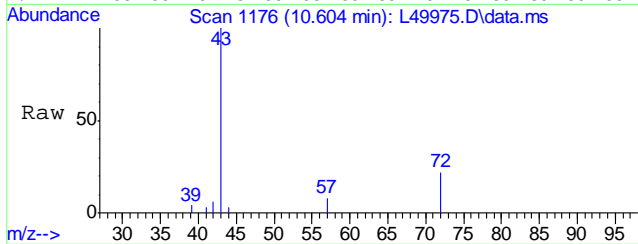
#24  
Hexane  
Concen: 4.16 ug/Kg  
RT: 9.731 min Scan# 1016  
Delta R.T. 0.000 min  
Lab File: L49975.D  
Acq: 12 Jul 2016 2:15 pm

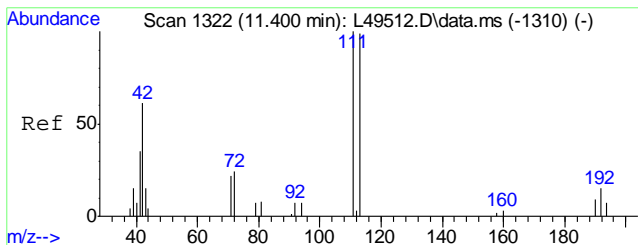
Tgt Ion	Resp	Lower	Upper
57	130054		
41	95.7	73.8	110.8
43	71.9	56.6	84.8



#30  
2-Butanone (MEK)  
Concen: 43.36 ug/Kg  
RT: 10.604 min Scan# 1176  
Delta R.T. 0.000 min  
Lab File: L49975.D  
Acq: 12 Jul 2016 2:15 pm

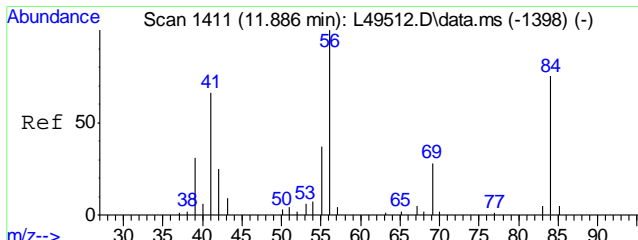
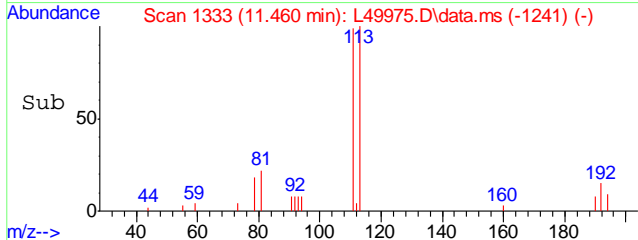
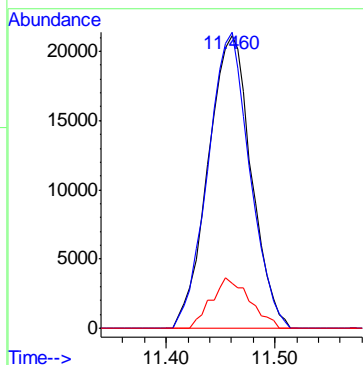
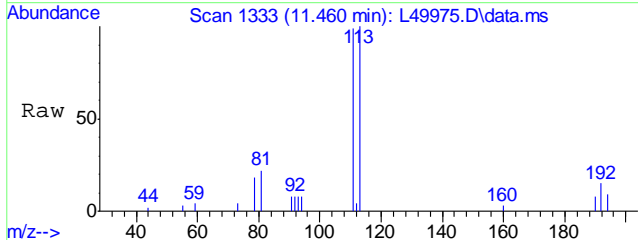
Tgt Ion	Resp	Lower	Upper
72	161231		
43	518.1	573.4	613.4#





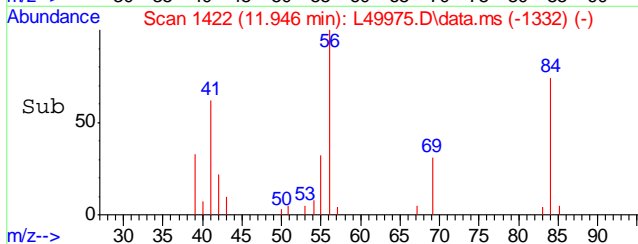
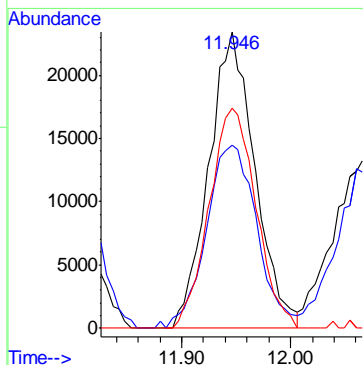
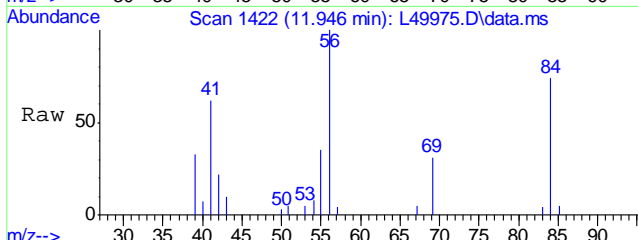
#36  
 Dibromofluoromethane  
 Concen: 19.61 ug/Kg  
 RT: 11.460 min Scan# 1333  
 Delta R.T. 0.000 min  
 Lab File: L49975.D  
 Acq: 12 Jul 2016 2:15 pm

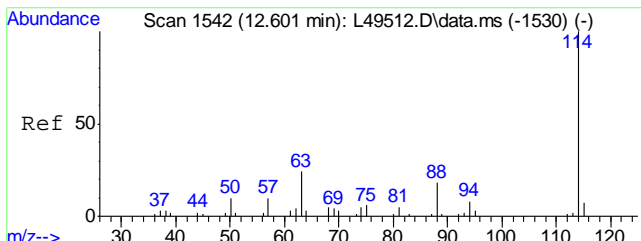
Tgt Ion	Resp	Lower	Upper
111	582150		
113	97.9	78.6	118.6
192	15.4	0.0	34.1



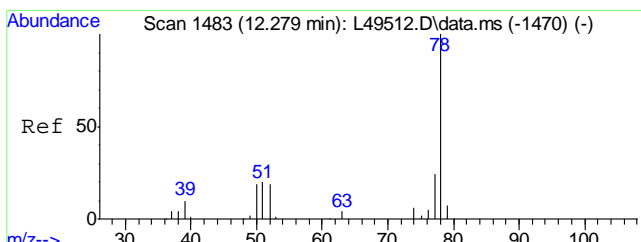
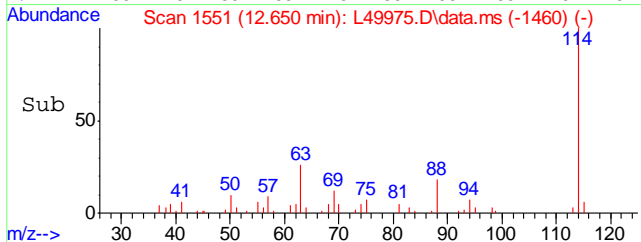
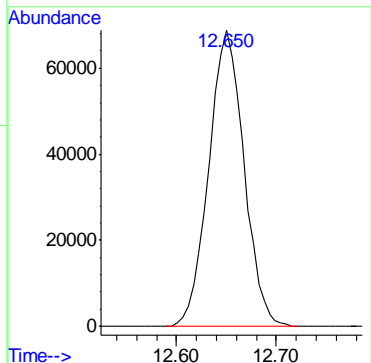
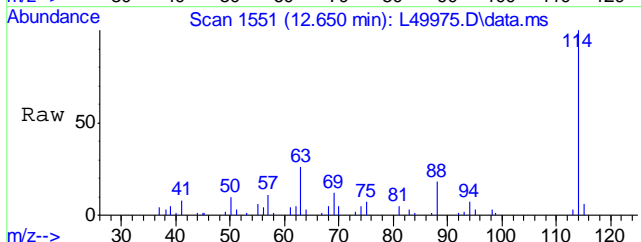
#38  
 Cyclohexane  
 Concen: 15.39 ug/Kg  
 RT: 11.946 min Scan# 1422  
 Delta R.T. -0.010 min  
 Lab File: L49975.D  
 Acq: 12 Jul 2016 2:15 pm

Tgt Ion	Resp	Lower	Upper
56	687533		
41	67.8	53.7	80.5
84	75.6	60.5	90.7

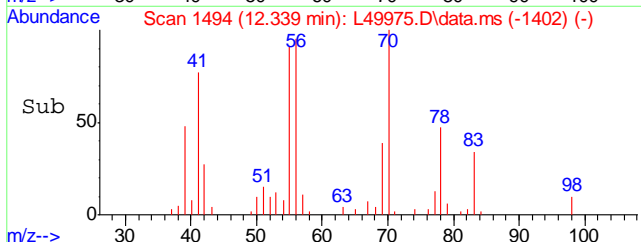
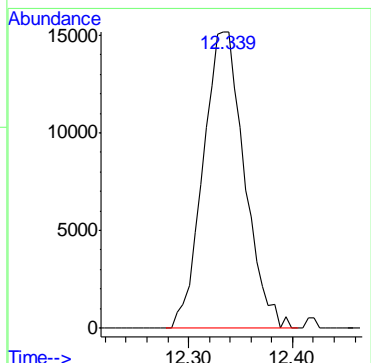
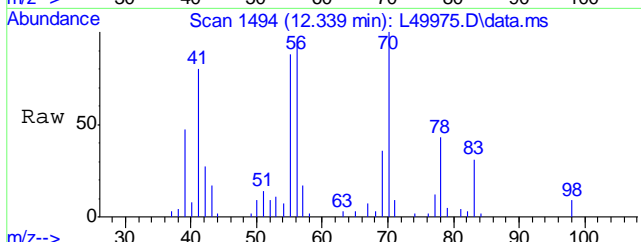


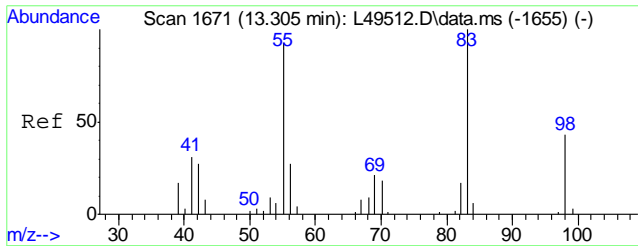


#40  
 1,4-Difluorobenzene  
 Concen: 20.00 ug/Kg  
 RT: 12.650 min Scan# 1551  
 Delta R.T. -0.005 min  
 Lab File: L49975.D  
 Acq: 12 Jul 2016 2:15 pm  
 Tgt Ion:114 Resp: 1684444



#45  
 Benzene  
 Concen: 3.35 ug/Kg  
 RT: 12.339 min Scan# 1494  
 Delta R.T. 0.000 min  
 Lab File: L49975.D  
 Acq: 12 Jul 2016 2:15 pm  
 Tgt Ion: 78 Resp: 420151

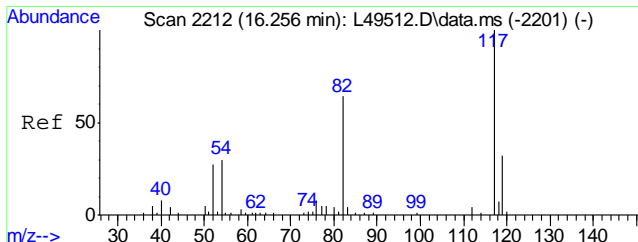
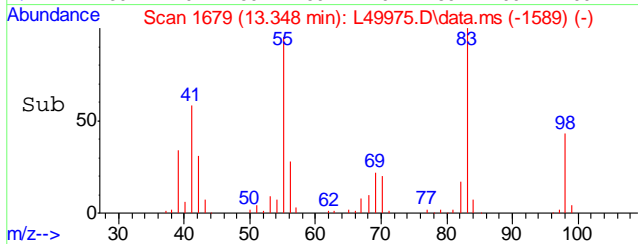
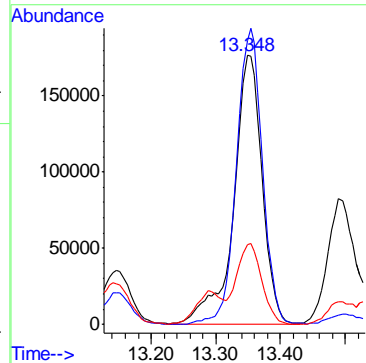
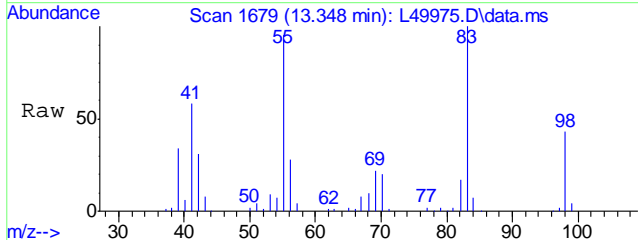




#48  
Methylcyclohexane  
Concen: 137.63 ug/Kg  
RT: 13.348 min Scan# 1679  
Delta R.T. -0.010 min  
Lab File: L49975.D  
Acq: 12 Jul 2016 2:15 pm

Tgt Ion: 55 Resp: 5427786

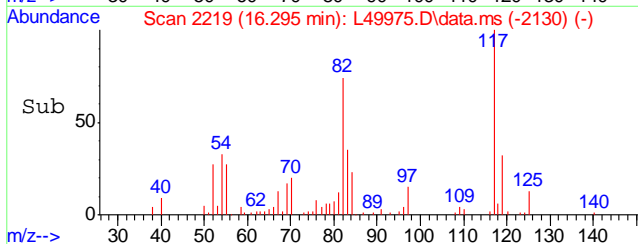
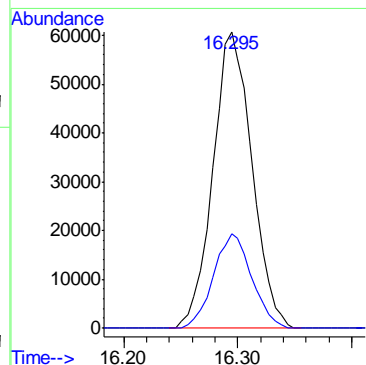
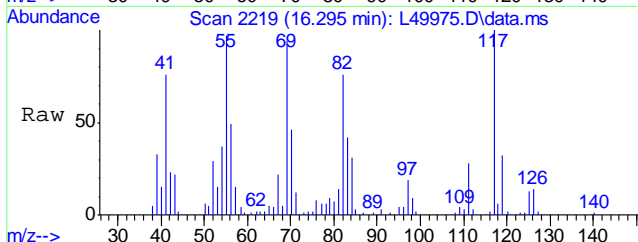
Ion	Ratio	Lower	Upper
55	100		
83	99.9	80.6	120.6
56	26.6	11.5	51.5

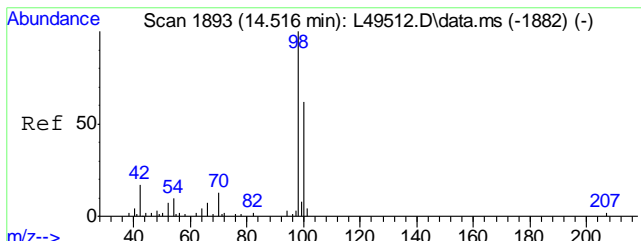


#55  
Chlorobenzene-d5  
Concen: 20.00 ug/Kg  
RT: 16.295 min Scan# 2219  
Delta R.T. -0.016 min  
Lab File: L49975.D  
Acq: 12 Jul 2016 2:15 pm

Tgt Ion: 117 Resp: 1438757

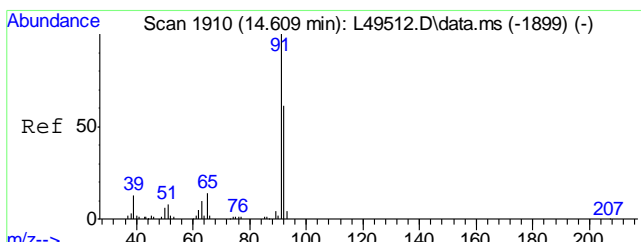
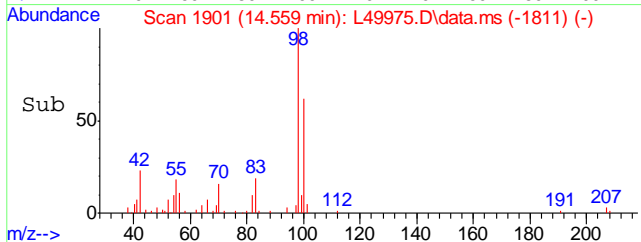
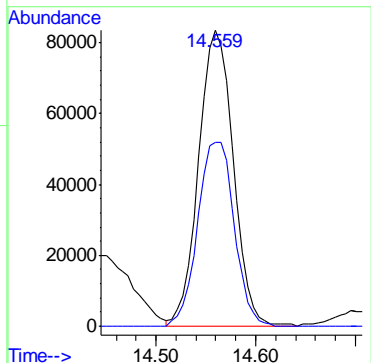
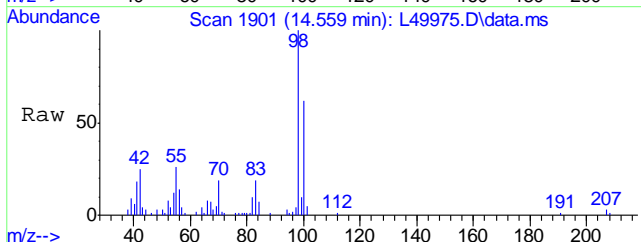
Ion	Ratio	Lower	Upper
117	100		
119	31.2	10.2	50.2





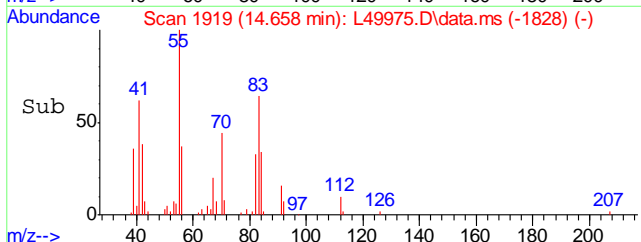
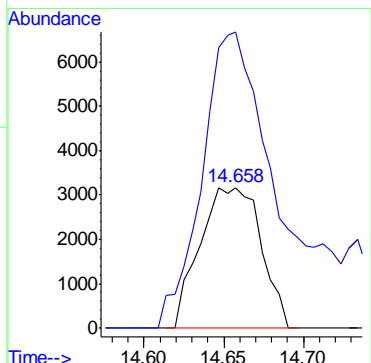
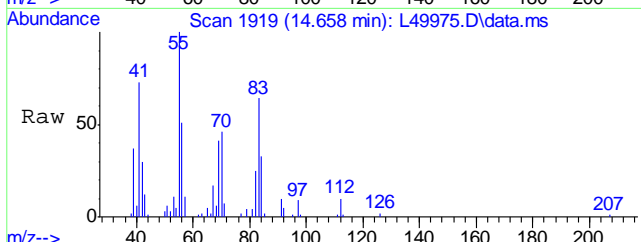
#56  
Toluene-d8  
Concen: 19.84 ug/Kg  
RT: 14.559 min Scan# 1901  
Delta R.T. -0.010 min  
Lab File: L49975.D  
Acq: 12 Jul 2016 2:15 pm

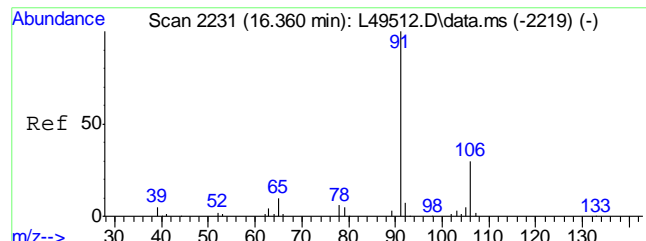
Tgt Ion: 98 Resp: 2016299  
Ion Ratio Lower Upper  
98 100  
100 65.4 45.2 85.2



#57  
Toluene  
Concen: 1.18 ug/Kg  
RT: 14.658 min Scan# 1919  
Delta R.T. -0.005 min  
Lab File: L49975.D  
Acq: 12 Jul 2016 2:15 pm

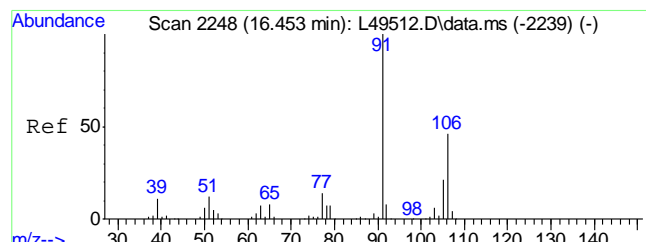
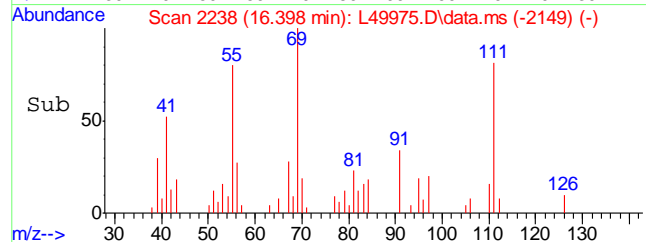
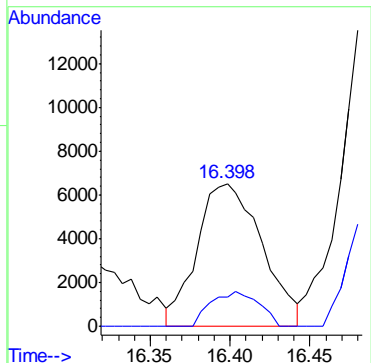
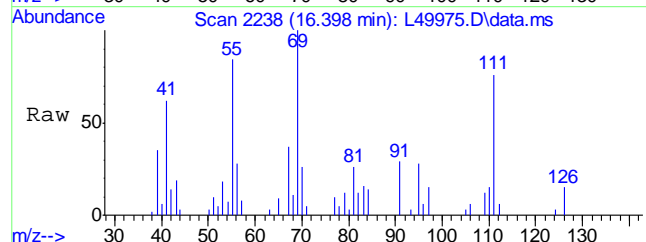
Tgt Ion: 92 Resp: 84309  
Ion Ratio Lower Upper  
92 100  
91 260.9 149.2 189.2#





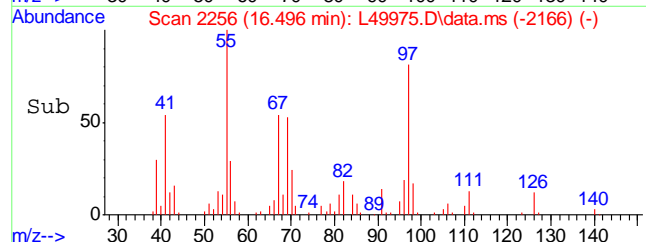
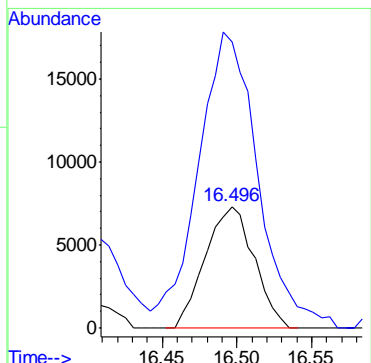
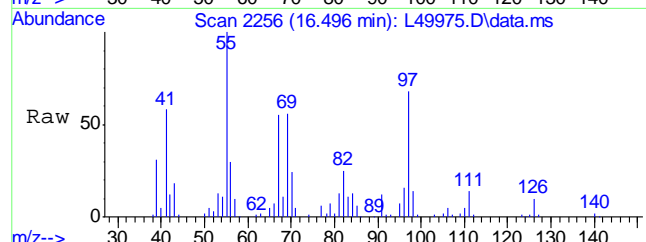
#67  
Ethyl Benzene  
Concen: 1.32 ug/Kg  
RT: 16.398 min Scan# 2238  
Delta R.T. -0.016 min  
Lab File: L49975.D  
Acq: 12 Jul 2016 2:15 pm

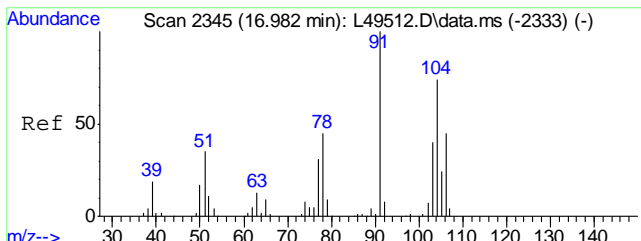
Tgt Ion: 91 Resp: 183749  
Ion Ratio Lower Upper  
91 100  
106 18.2 8.6 48.6



#68  
Xylene, m+p  
Concen: 3.36 ug/Kg  
RT: 16.496 min Scan# 2256  
Delta R.T. -0.010 min  
Lab File: L49975.D  
Acq: 12 Jul 2016 2:15 pm

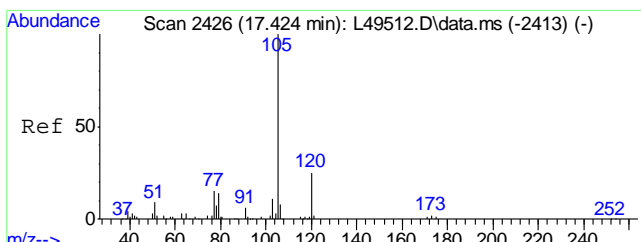
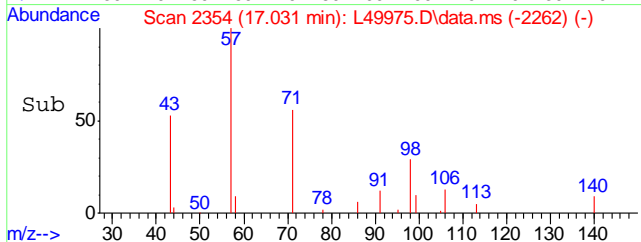
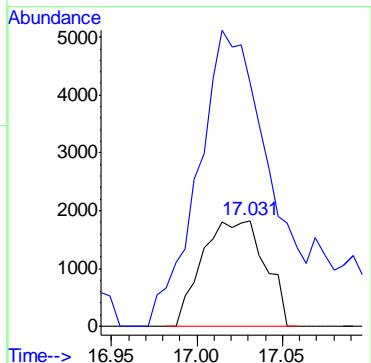
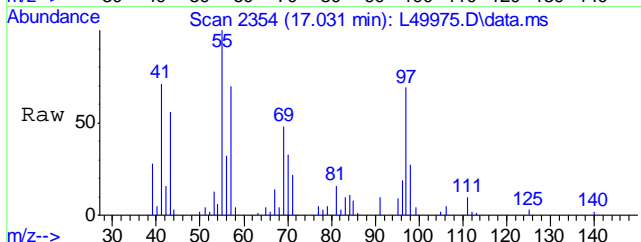
Tgt Ion: 106 Resp: 165720  
Ion Ratio Lower Upper  
106 100  
91 298.2 202.1 242.1#





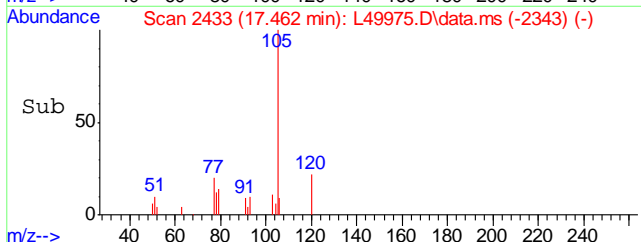
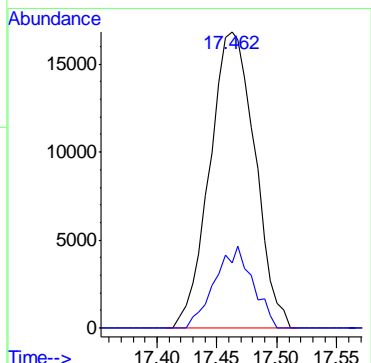
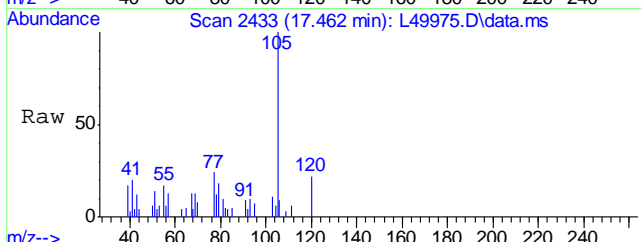
#69  
 Xylene, o  
 Concen: 0.93 ug/Kg  
 RT: 17.031 min Scan# 2354  
 Delta R.T. 0.000 min  
 Lab File: L49975.D  
 Acq: 12 Jul 2016 2:15 pm

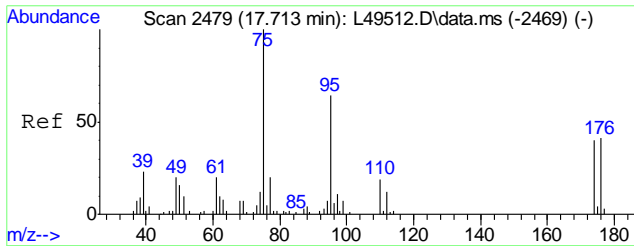
Tgt Ion	Ratio	Lower	Upper
106	100		
91	440.3	212.6	252.6#



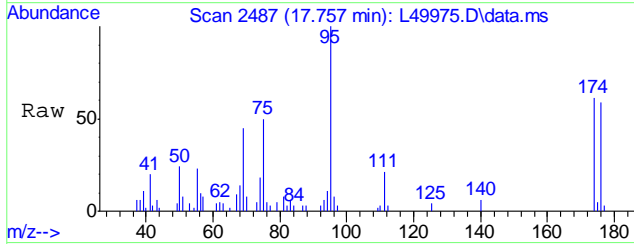
#73  
 Isopropylbenzene  
 Concen: 3.52 ug/Kg  
 RT: 17.462 min Scan# 2433  
 Delta R.T. -0.010 min  
 Lab File: L49975.D  
 Acq: 12 Jul 2016 2:15 pm

Tgt Ion	Ratio	Lower	Upper
105	100		
120	23.1	4.1	44.1

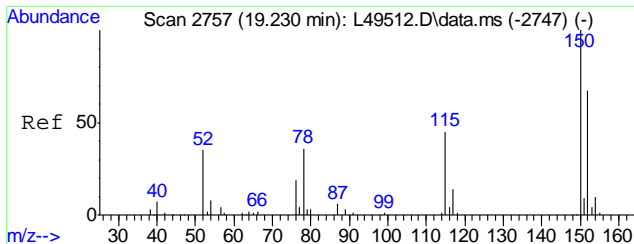
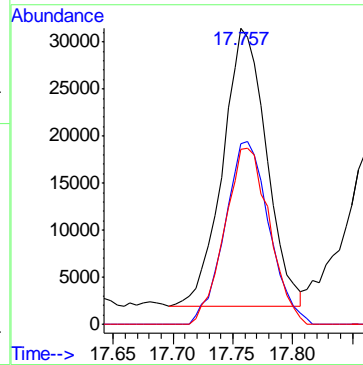
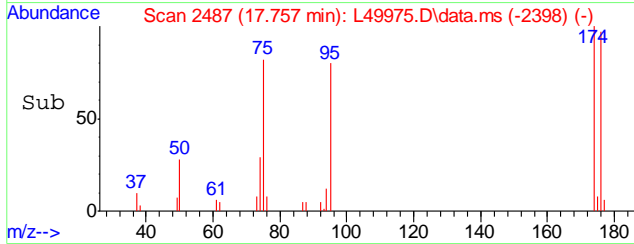




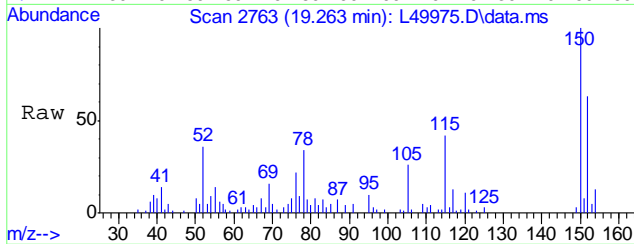
#74  
 4-Bromofluorobenzene  
 Concen: 17.80 ug/Kg  
 RT: 17.757 min Scan# 2487  
 Delta R.T. -0.016 min  
 Lab File: L49975.D  
 Acq: 12 Jul 2016 2:15 pm



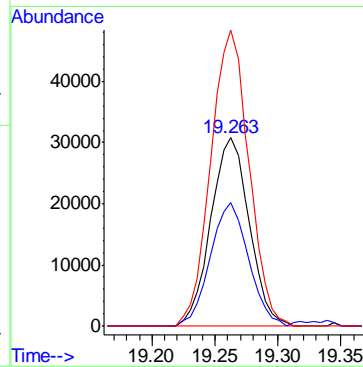
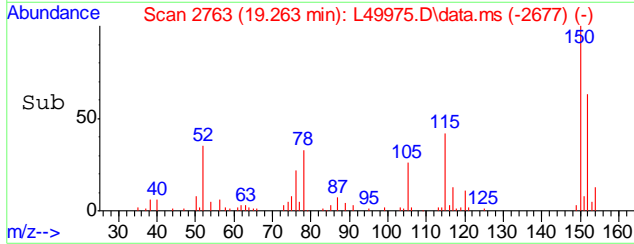
Tgt Ion: 95 Resp: 751828  
 Ion Ratio Lower Upper  
 95 100  
 174 66.6 41.6 81.6  
 176 64.7 39.6 79.6



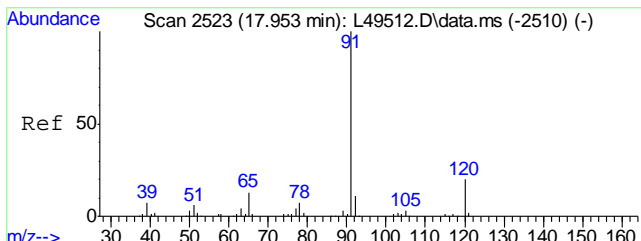
#77  
 1,4-Dichlorobenzene-d4  
 Concen: 20.00 ug/Kg  
 RT: 19.263 min Scan# 2763  
 Delta R.T. -0.030 min  
 Lab File: L49975.D  
 Acq: 12 Jul 2016 2:15 pm



Tgt Ion: 152 Resp: 650864  
 Ion Ratio Lower Upper  
 152 100  
 115 65.2 48.8 88.8  
 150 155.6 174.3 214.3#

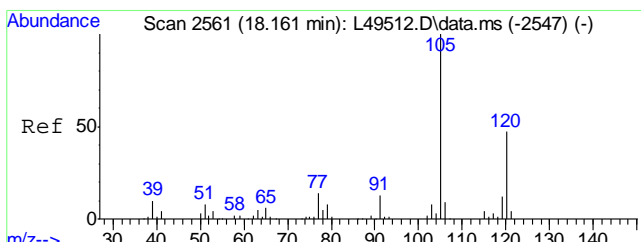
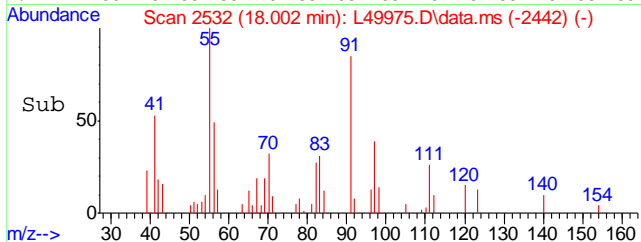
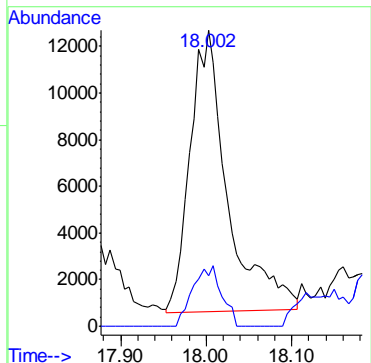
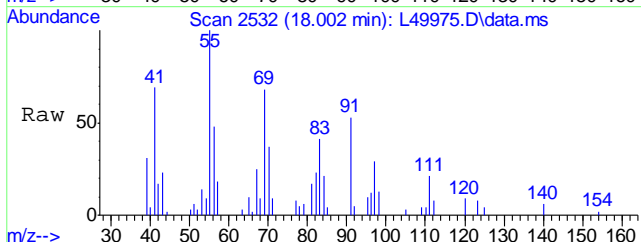






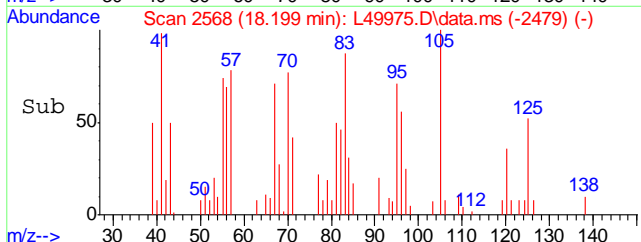
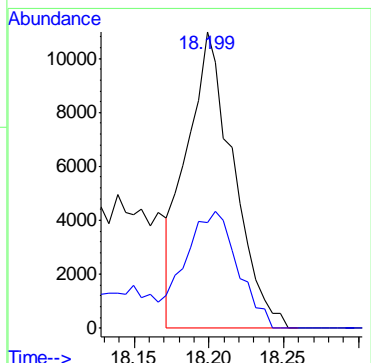
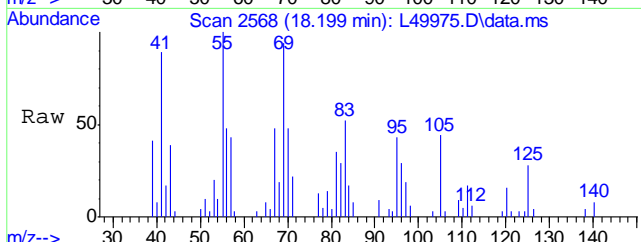
#79  
 n-Propylbenzene  
 Concen: 2.43 ug/Kg  
 RT: 18.002 min Scan# 2532  
 Delta R.T. -0.010 min  
 Lab File: L49975.D  
 Acq: 12 Jul 2016 2:15 pm

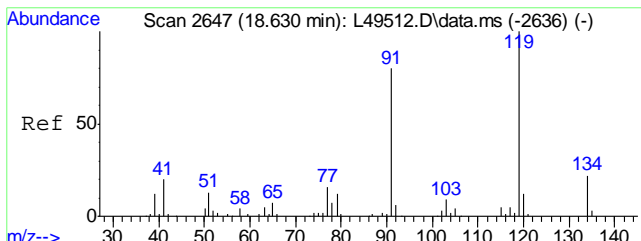
Tgt Ion: 91 Resp: 367476  
 Ion Ratio Lower Upper  
 91 100  
 120 16.4 0.0 39.7



#81  
 1,3,5-Trimethylbenzene  
 Concen: 2.36 ug/Kg  
 RT: 18.199 min Scan# 2568  
 Delta R.T. -0.016 min  
 Lab File: L49975.D  
 Acq: 12 Jul 2016 2:15 pm

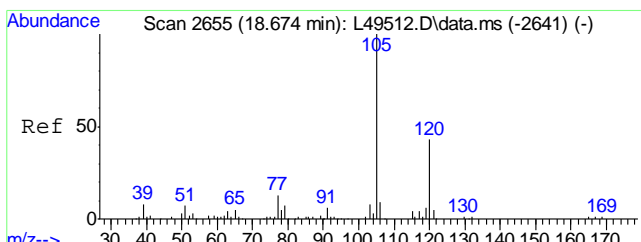
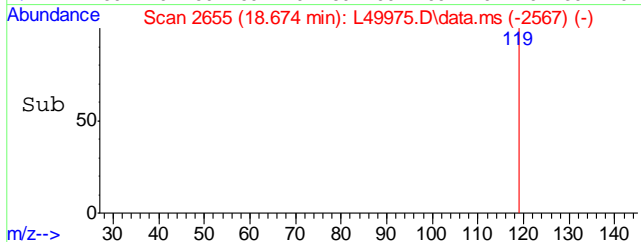
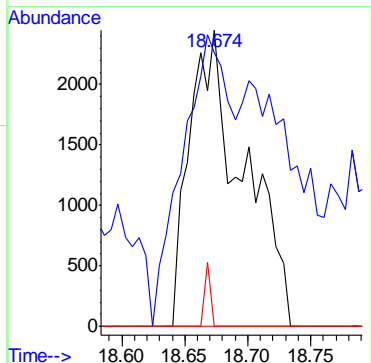
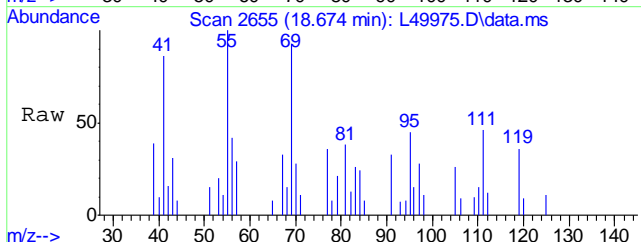
Tgt Ion: 105 Resp: 238977  
 Ion Ratio Lower Upper  
 105 100  
 120 44.4 24.8 64.8





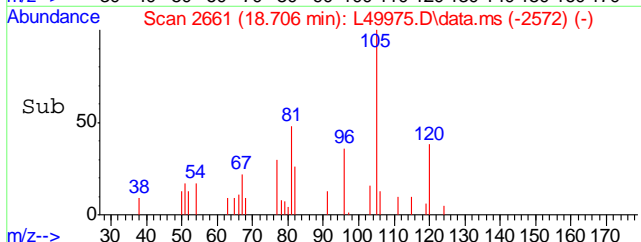
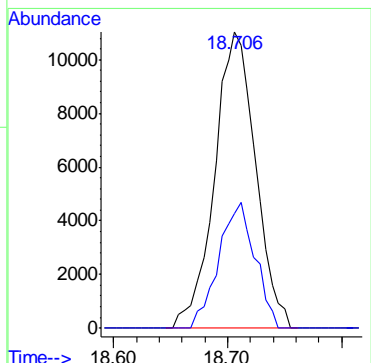
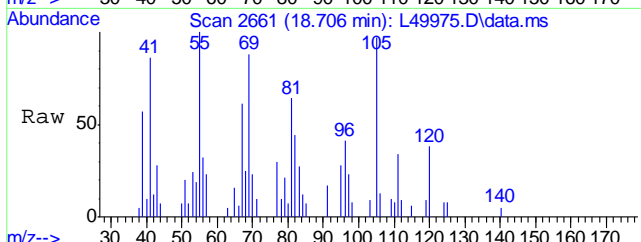
#84  
tert-Butylbenzene  
Concen: 0.76 ug/Kg  
RT: 18.674 min Scan# 2655  
Delta R.T. -0.019 min  
Lab File: L49975.D  
Acq: 12 Jul 2016 2:15 pm

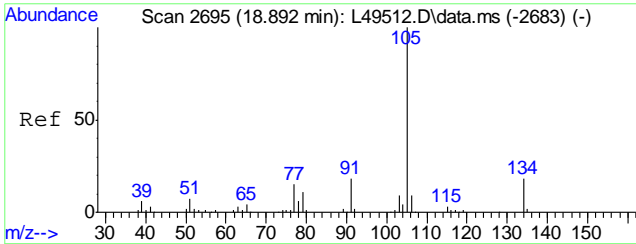
Tgt Ion	Resp	Lower	Upper
119	73740	100	
91	174.7	64.0	104.0#
134	0.0	0.0	38.8



#86  
1,2,4-Trimethylbenzene  
Concen: 2.55 ug/Kg  
RT: 18.706 min Scan# 2661  
Delta R.T. -0.016 min  
Lab File: L49975.D  
Acq: 12 Jul 2016 2:15 pm

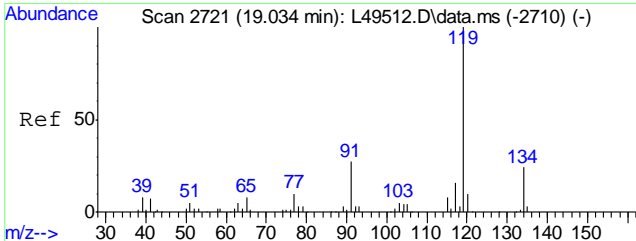
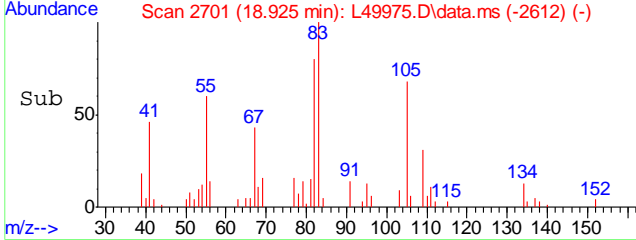
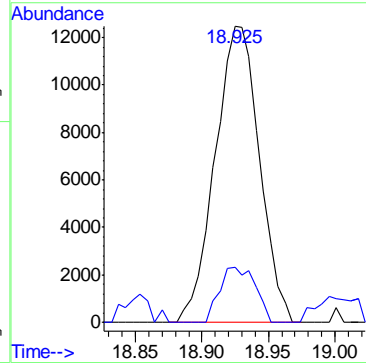
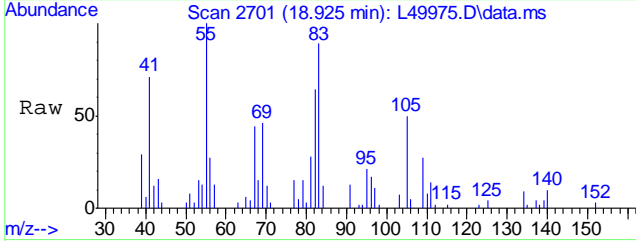
Tgt Ion	Resp	Lower	Upper
105	275098	100	
120	37.6	29.7	69.7





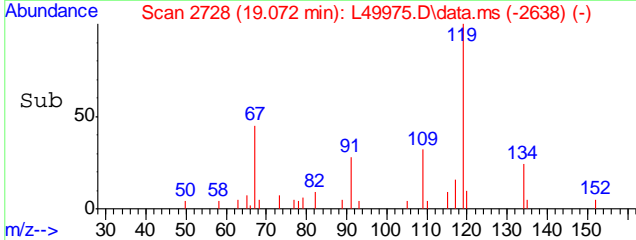
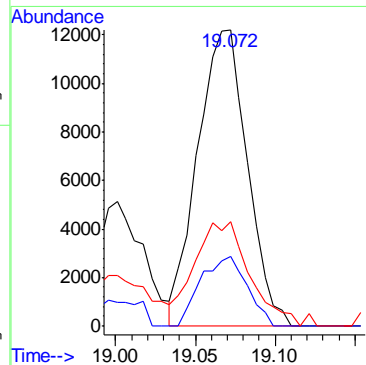
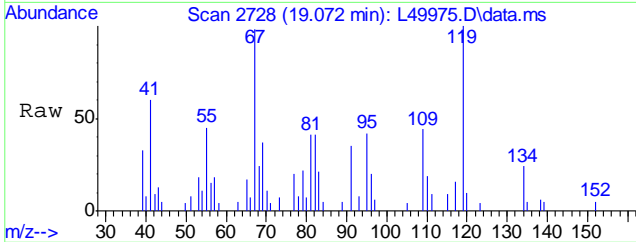
#87  
 sec-Butylbenzene  
 Concen: 2.27 ug/Kg  
 RT: 18.925 min Scan# 2701  
 Delta R.T. -0.016 min  
 Lab File: L49975.D  
 Acq: 12 Jul 2016 2:15 pm

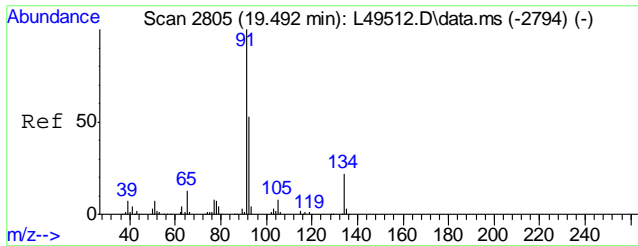
Tgt Ion	Ratio	Lower	Upper
105	100		
134	14.9	0.0	37.0



#88  
 p-Isopropyltoluene  
 Concen: 2.55 ug/Kg  
 RT: 19.072 min Scan# 2728  
 Delta R.T. -0.010 min  
 Lab File: L49975.D  
 Acq: 12 Jul 2016 2:15 pm

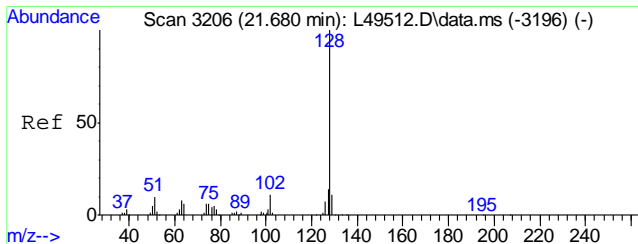
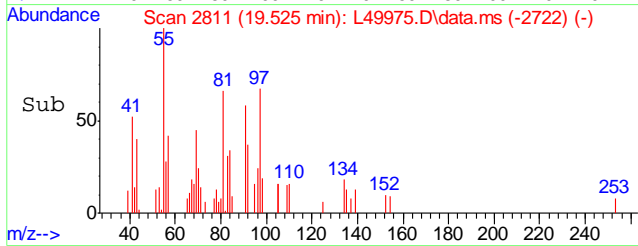
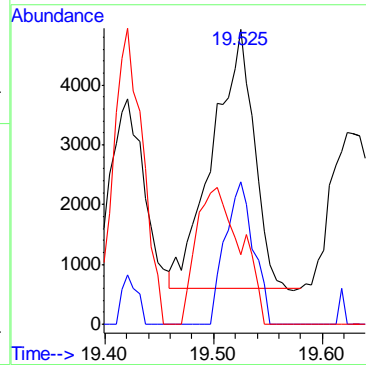
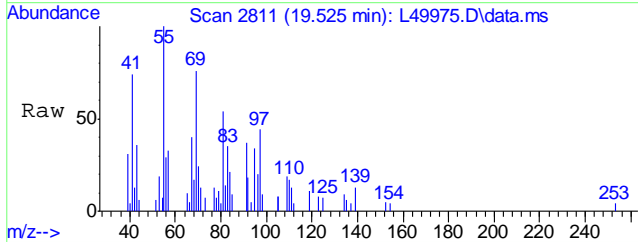
Tgt Ion	Ratio	Lower	Upper
119	100		
134	21.9	3.9	43.9
91	39.5	8.5	48.5





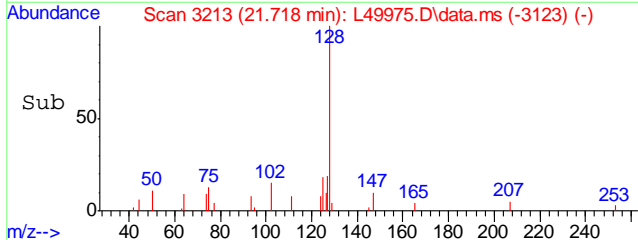
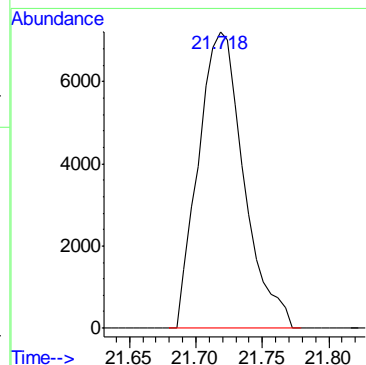
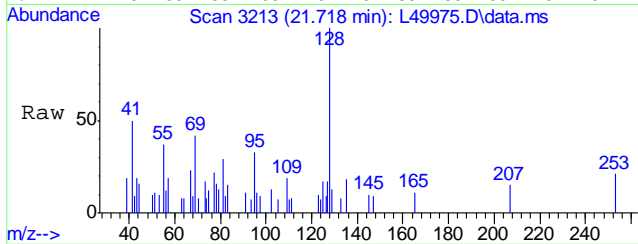
#92  
n-Butylbenzene  
Concen: 1.02 ug/Kg  
RT: 19.525 min Scan# 2811  
Delta R.T. -0.016 min  
Lab File: L49975.D  
Acq: 12 Jul 2016 2:15 pm

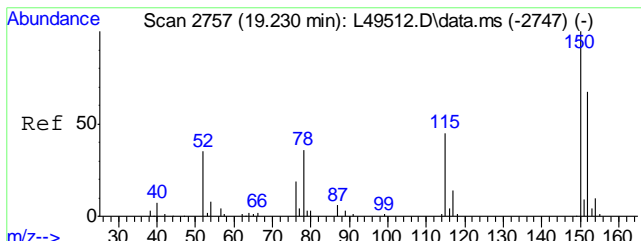
Tgt Ion	Resp	Lower	Upper
91	113972		
92	38.1	35.1	75.1
134	56.6	1.1	41.1#



#97  
Naphthalene  
Concen: 1.73 ug/Kg  
RT: 21.718 min Scan# 3213  
Delta R.T. -0.010 min  
Lab File: L49975.D  
Acq: 12 Jul 2016 2:15 pm

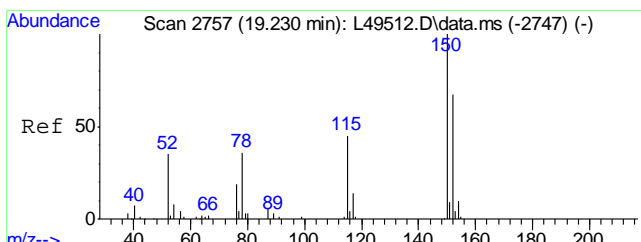
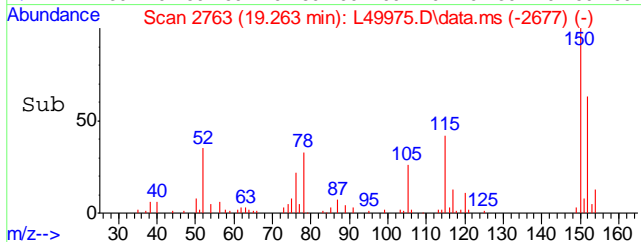
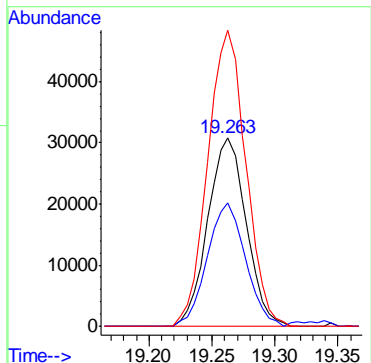
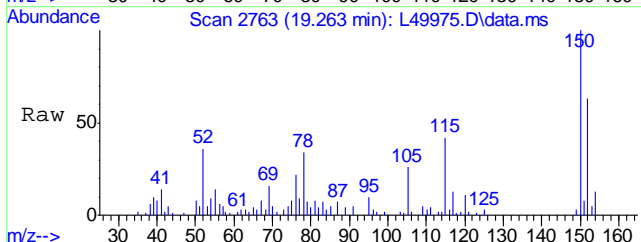
Tgt Ion:128 Resp: 171192





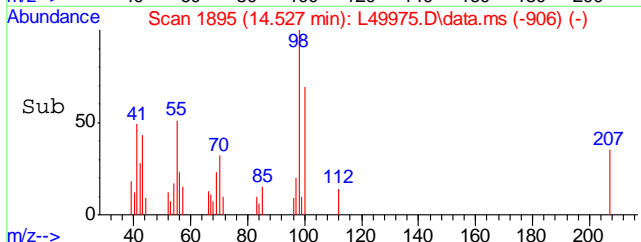
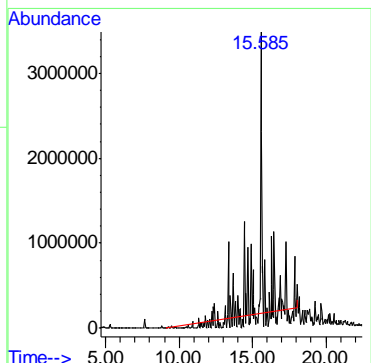
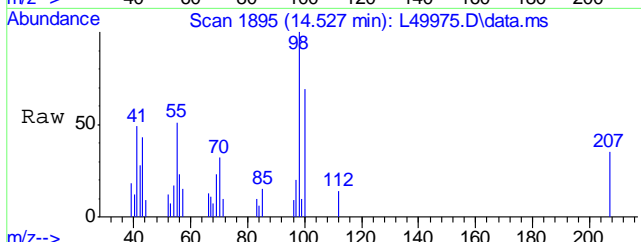
#99  
 1,4-Dichlorobenzene-d4A  
 Concen: 20.00 ug/Kg  
 RT: 19.263 min Scan# 2763  
 Delta R.T. -0.030 min  
 Lab File: L49975.D  
 Acq: 12 Jul 2016 2:15 pm

Tgt Ion	Resp	Lower	Upper
152	100		
115	65.2	41.6	81.6
150	155.6	176.9	216.9#



#100  
 TPH-GRO (C6-C10)  
 Concen: 3894.09 ug/Kg m  
 RT: 14.525 min Scan# 1895  
 Delta R.T. 0.000 min  
 Lab File: L49975.D  
 Acq: 12 Jul 2016 2:15 pm

Tgt Ion:TIC Resp:668789264



## Quantitation Report (QT Reviewed)

Data Path : C:\msdchem\1\DATA\L160712\  
 Data File : L49976.D  
 Acq On : 12 Jul 2016 2:45 pm  
 Operator : johannat  
 Sample : C46435-2  
 Misc : MS1912,VL1499,5.13,,,,,1  
 ALS Vial : 9 Sample Multiplier: 1

Quant Time: Jul 13 10:55:49 2016  
 Quant Method : C:\msdchem\1\METHODS\VL1485S.M  
 Quant Title : EPA -8260B  
 QLast Update : Mon Jul 11 13:46:33 2016  
 Response via : Initial Calibration

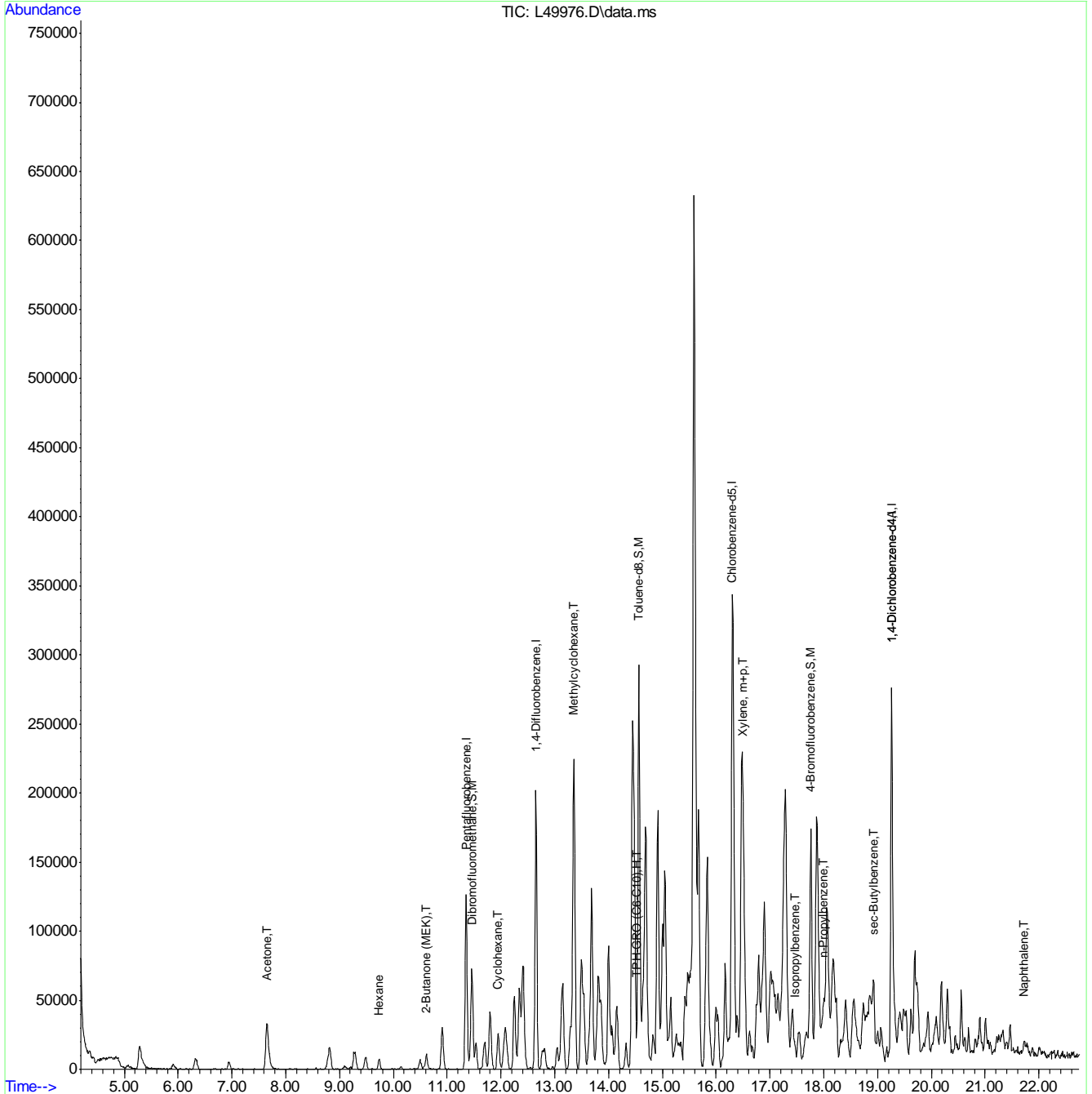
Compound	R.T.	QIon	Response	Conc	Units	Dev(Min)
Internal Standards						
1) Pentafluorobenzene	11.357	168	1146975	20.00	ug/Kg	0.00
40) 1,4-Difluorobenzene	12.655	114	1971942	20.00	ug/Kg	0.00
55) Chlorobenzene-d5	16.295	117	1686168	20.00	ug/Kg	-0.02
77) 1,4-Dichlorobenzene-d4	19.263	152	789750	20.00	ug/Kg	-0.03
99) 1,4-Dichlorobenzene-d4A	19.263	152	789750	20.00	ug/Kg	-0.03
System Monitoring Compounds						
36) Dibromofluoromethane	11.460	111	633364	18.44	ug/Kg	0.00
Spiked Amount	20.000	Range 72 - 140	Recovery	=	92.20%	
56) Toluene-d8	14.565	98	2305306	19.36	ug/Kg	0.00
Spiked Amount	20.000	Range 87 - 113	Recovery	=	96.80%	
74) 4-Bromofluorobenzene	17.757	95	925247	18.70	ug/Kg	-0.02
Spiked Amount	20.000	Range 81 - 115	Recovery	=	93.50%	
Target Compounds						
						Qvalue
11) Acetone	7.657	58	279310	85.51	ug/Kg#	47
24) Hexane	9.731	57	54347	1.50	ug/Kg	97
30) 2-Butanone (MEK)	10.604	72	40373	9.39	ug/Kg	99
38) Cyclohexane	11.946	56	207429	4.01	ug/Kg	99
48) Methylcyclohexane	13.354	55	1258124	27.25	ug/Kg	96
68) Xylene, m+p	16.496	106	28465	0.49	ug/Kg#	36
73) Isopropylbenzene	17.468	105	170552	1.16	ug/Kg	99
79) n-Propylbenzene	17.997	91	153140	0.83	ug/Kg	91
87) sec-Butylbenzene	18.925	105	112082	0.72	ug/Kg	89
97) Naphthalene	21.724	128	91492	0.76	ug/Kg	100
100) TPH-GRO (C6-C10)	14.525	TIC	142497002m	622.05	ug/Kg	

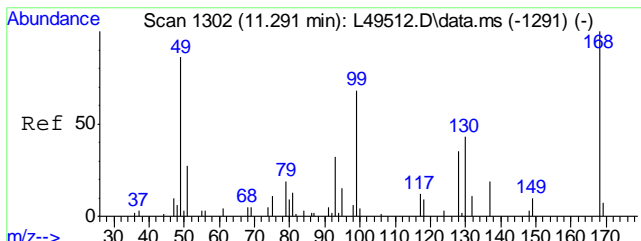
(#) = qualifier out of range (m) = manual integration (+) = signals summed

Quantitation Report (QT Reviewed)

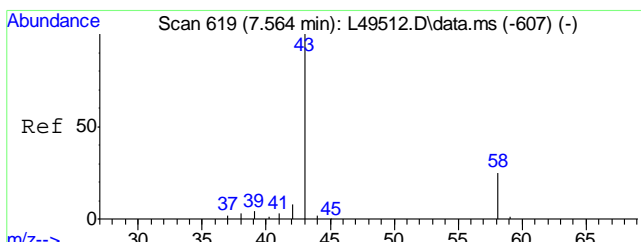
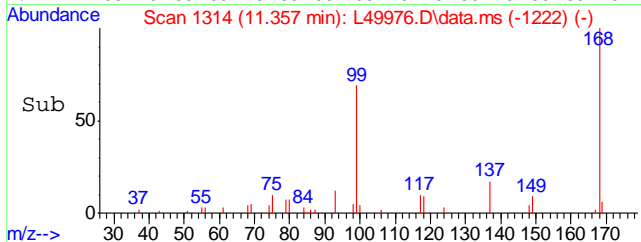
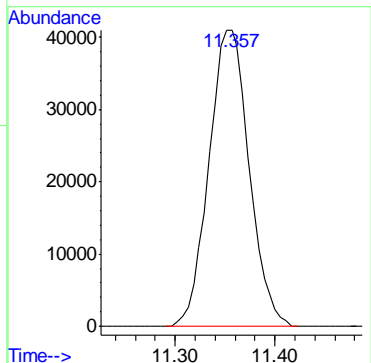
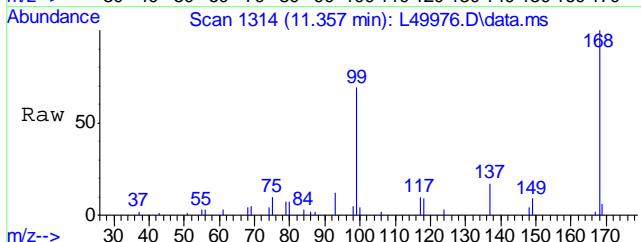
Data Path : C:\msdchem\1\DATA\L160712\  
Data File : L49976.D  
Acq On : 12 Jul 2016 2:45 pm  
Operator : johannat  
Sample : C46435-2  
Misc : MS1912,VL1499,5.13,,,,,1  
ALS Vial : 9 Sample Multiplier: 1

Quant Time: Jul 13 10:55:49 2016  
Quant Method : C:\msdchem\1\METHODS\VL1485S.M  
Quant Title : EPA -8260B  
QLast Update : Mon Jul 11 13:46:33 2016  
Response via : Initial Calibration

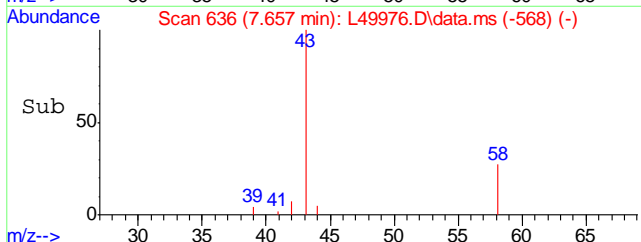
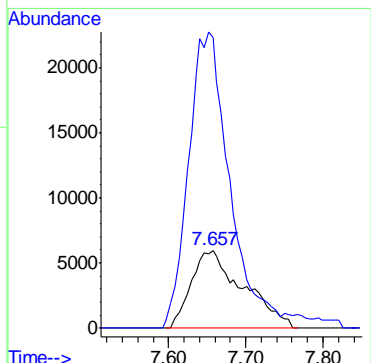
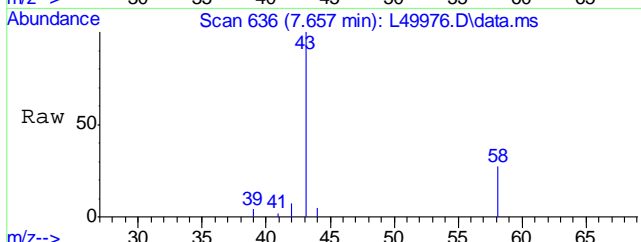




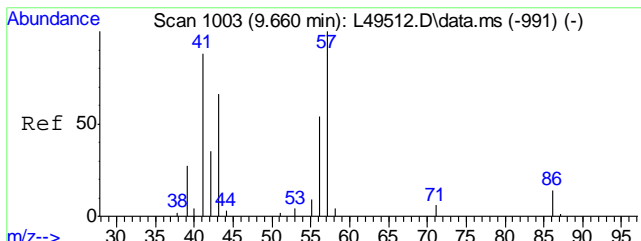
#1  
 Pentafluorobenzene  
 Concen: 20.00 ug/Kg  
 RT: 11.357 min Scan# 1314  
 Delta R.T. 0.000 min  
 Lab File: L49976.D  
 Acq: 12 Jul 2016 2:45 pm  
 Tgt Ion:168 Resp: 1146975



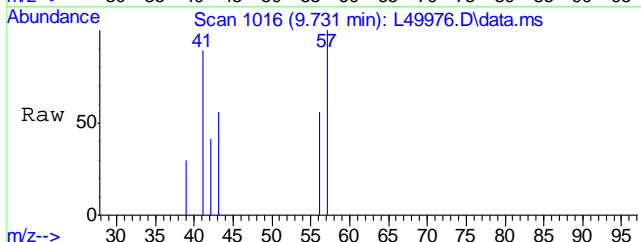
#11  
 Acetone  
 Concen: 85.51 ug/Kg  
 RT: 7.657 min Scan# 636  
 Delta R.T. 0.022 min  
 Lab File: L49976.D  
 Acq: 12 Jul 2016 2:45 pm  
 Tgt Ion: 58 Resp: 279310  
 Ion Ratio Lower Upper  
 58 100  
 43 312.4 428.1 468.1#



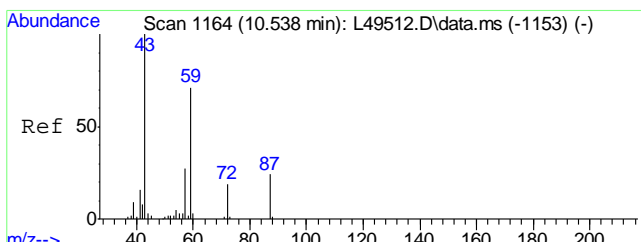
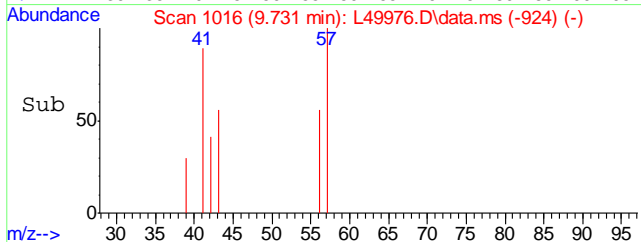
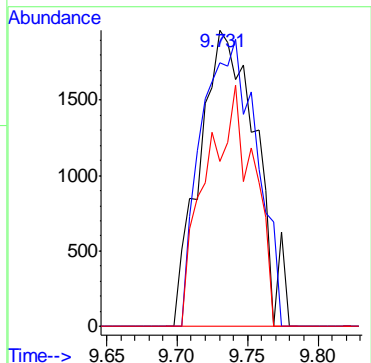




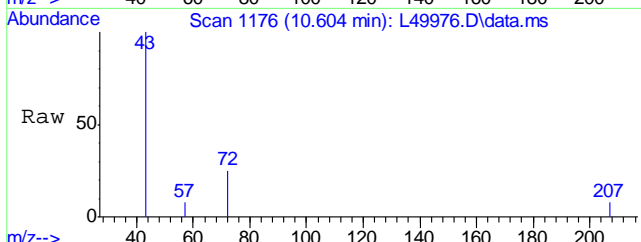
#24  
Hexane  
Concen: 1.50 ug/Kg  
RT: 9.731 min Scan# 1016  
Delta R.T. 0.000 min  
Lab File: L49976.D  
Acq: 12 Jul 2016 2:45 pm



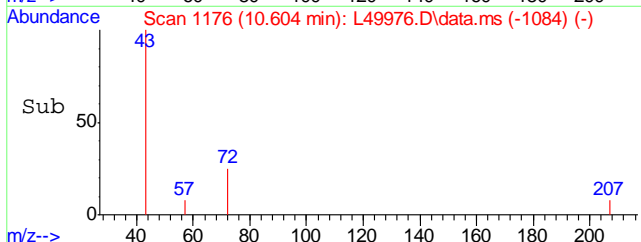
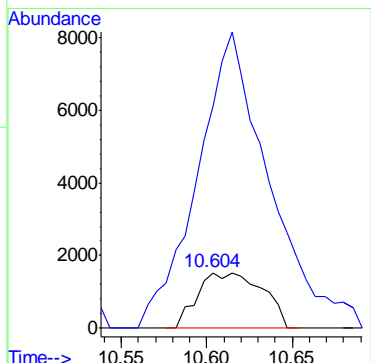
Tgt Ion	Resp	Lower	Upper
57	54347		
41	95.6	73.8	110.8
43	69.2	56.6	84.8

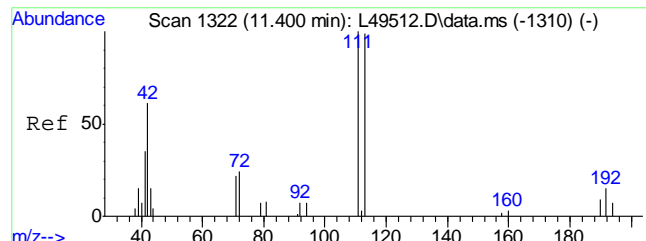


#30  
2-Butanone (MEK)  
Concen: 9.39 ug/Kg  
RT: 10.604 min Scan# 1176  
Delta R.T. 0.000 min  
Lab File: L49976.D  
Acq: 12 Jul 2016 2:45 pm



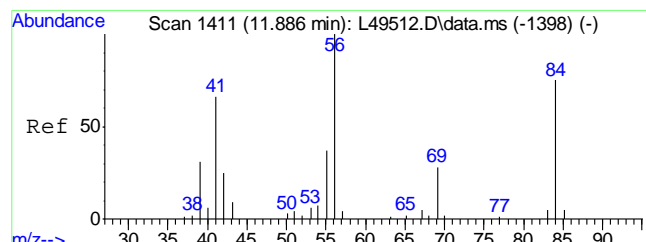
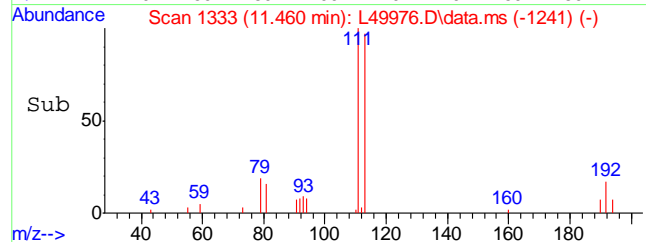
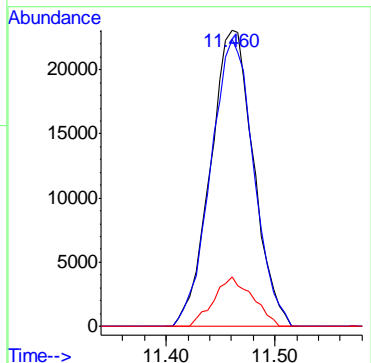
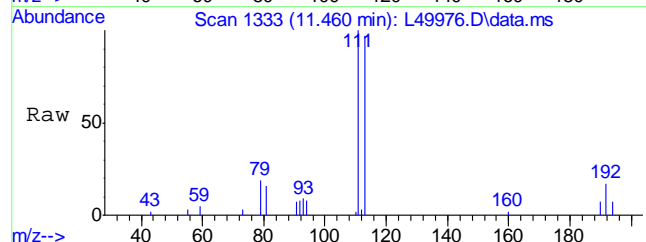
Tgt Ion	Resp	Lower	Upper
72	40373		
43	590.1	573.4	613.4





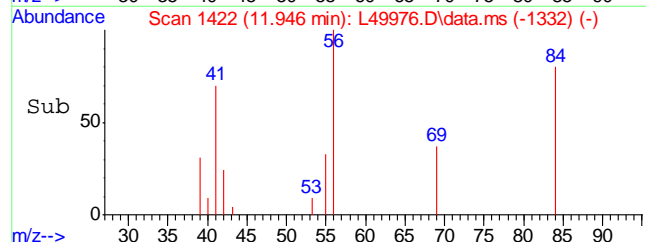
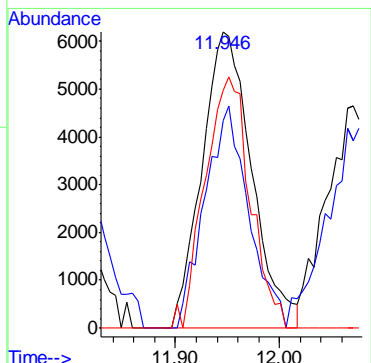
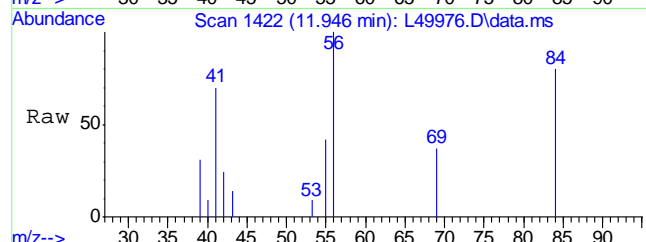
#36  
 Dibromofluoromethane  
 Concen: 18.44 ug/Kg  
 RT: 11.460 min Scan# 1333  
 Delta R.T. 0.000 min  
 Lab File: L49976.D  
 Acq: 12 Jul 2016 2:45 pm

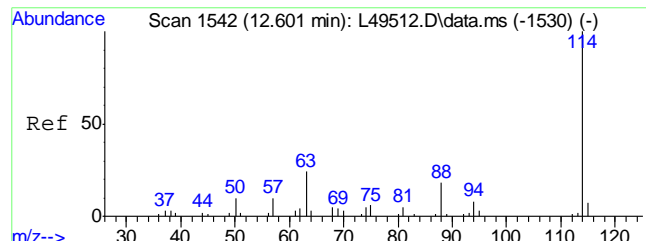
Tgt Ion	Resp	Lower	Upper
111	100		
113	97.1	78.6	118.6
192	15.0	0.0	34.1



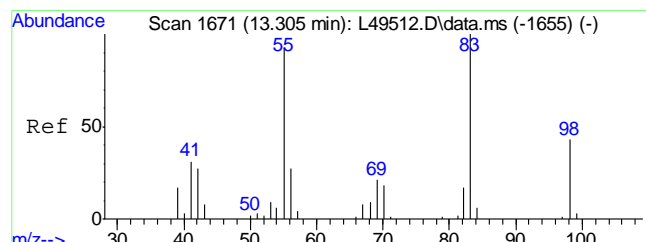
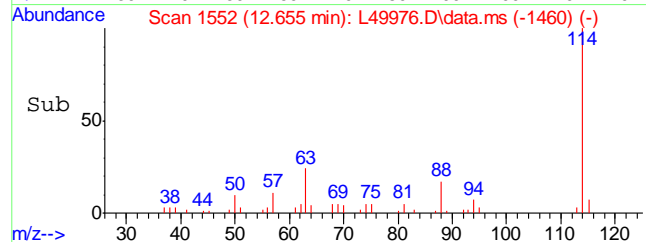
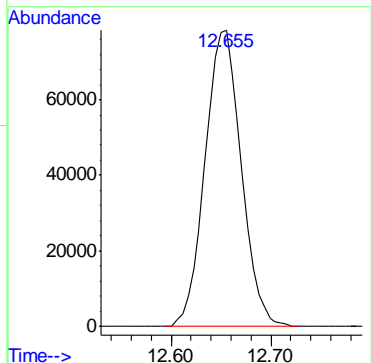
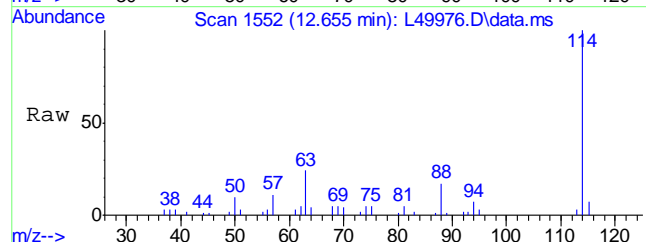
#38  
 Cyclohexane  
 Concen: 4.01 ug/Kg  
 RT: 11.946 min Scan# 1422  
 Delta R.T. -0.010 min  
 Lab File: L49976.D  
 Acq: 12 Jul 2016 2:45 pm

Tgt Ion	Resp	Lower	Upper
56	100		
41	66.1	53.7	80.5
84	76.9	60.5	90.7

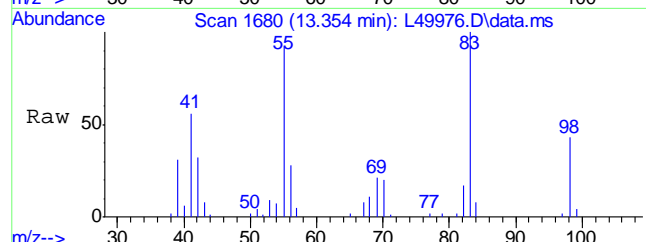




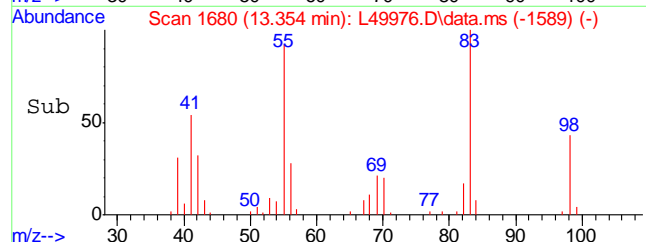
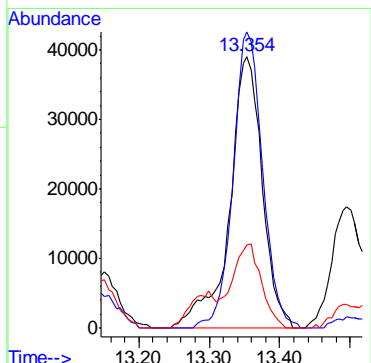
#40  
 1,4-Difluorobenzene  
 Concen: 20.00 ug/Kg  
 RT: 12.655 min Scan# 1552  
 Delta R.T. 0.000 min  
 Lab File: L49976.D  
 Acq: 12 Jul 2016 2:45 pm  
 Tgt Ion:114 Resp: 1971942

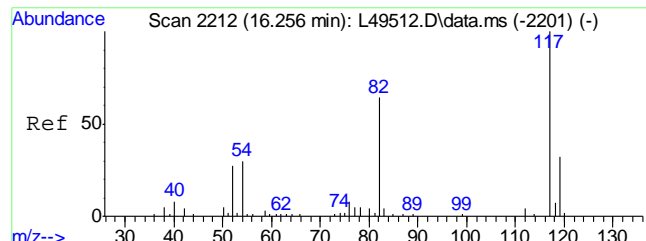


#48  
 Methylcyclohexane  
 Concen: 27.25 ug/Kg  
 RT: 13.354 min Scan# 1680  
 Delta R.T. -0.005 min  
 Lab File: L49976.D  
 Acq: 12 Jul 2016 2:45 pm  
 Tgt Ion: 55 Resp: 1258124



Ion	Ratio	Lower	Upper
55	100		
83	98.2	80.6	120.6
56	27.3	11.5	51.5

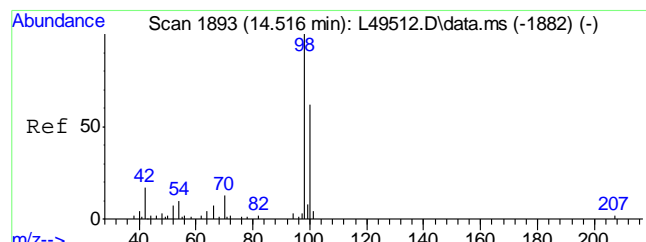
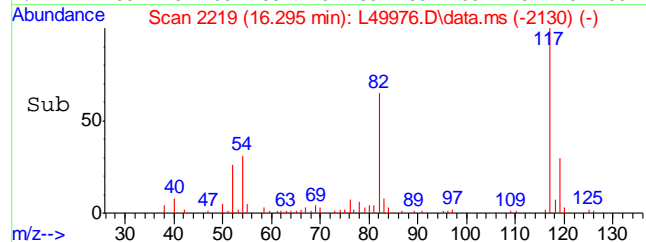
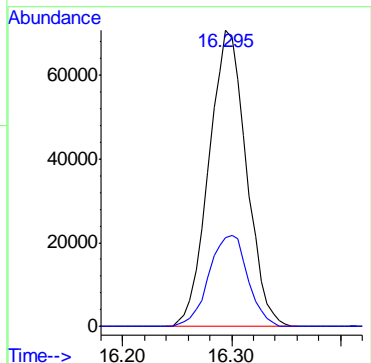
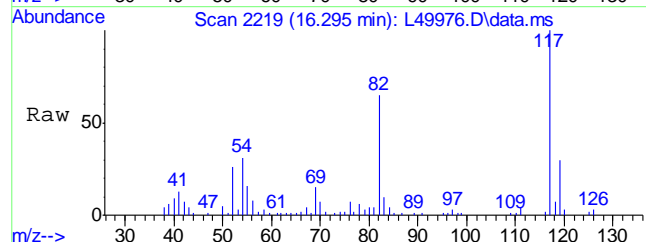




#55  
Chlorobenzene-d5  
Concen: 20.00 ug/Kg  
RT: 16.295 min Scan# 2219  
Delta R.T. -0.016 min  
Lab File: L49976.D  
Acq: 12 Jul 2016 2:45 pm

Tgt Ion: 117 Resp: 1686168

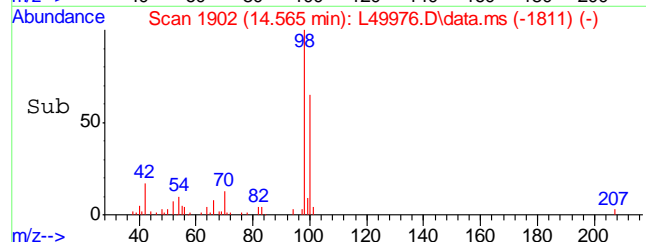
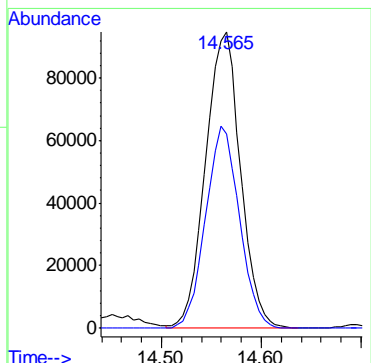
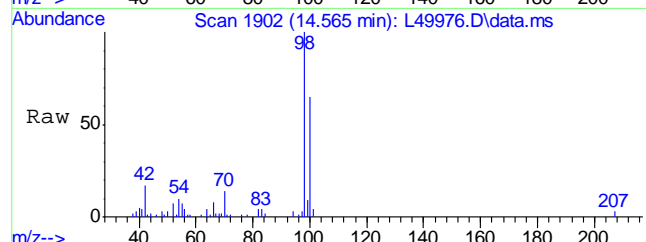
Ion	Ratio	Lower	Upper
117	100		
119	31.9	10.2	50.2

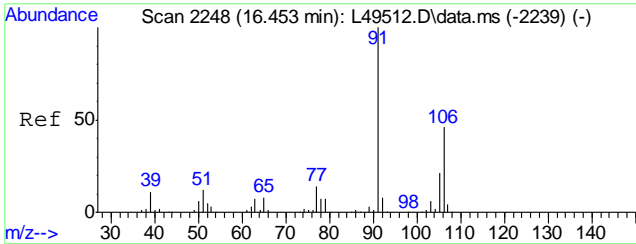


#56  
Toluene-d8  
Concen: 19.36 ug/Kg  
RT: 14.565 min Scan# 1902  
Delta R.T. -0.005 min  
Lab File: L49976.D  
Acq: 12 Jul 2016 2:45 pm

Tgt Ion: 98 Resp: 2305306

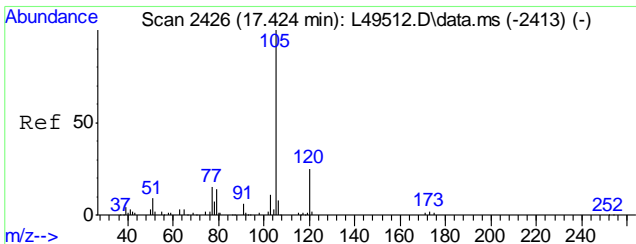
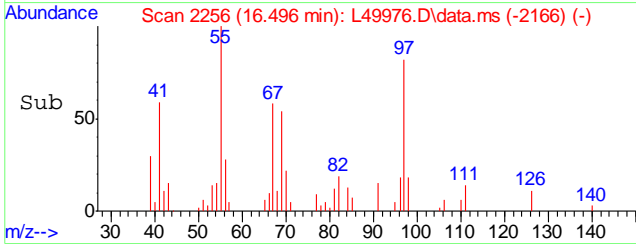
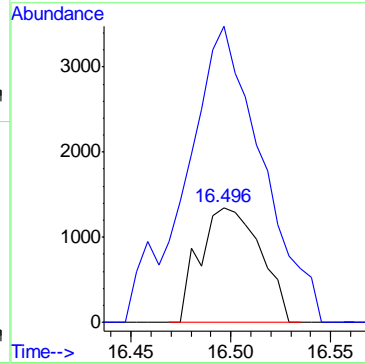
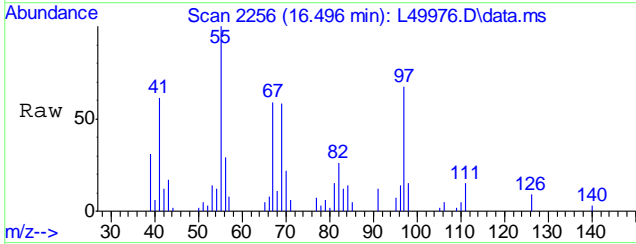
Ion	Ratio	Lower	Upper
98	100		
100	65.8	45.2	85.2





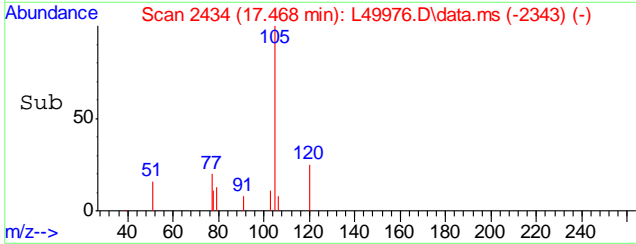
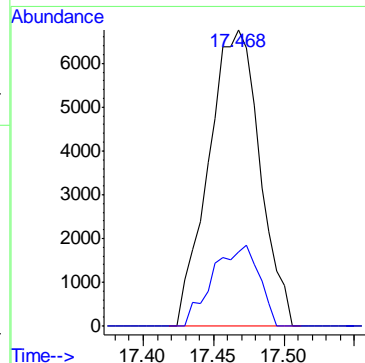
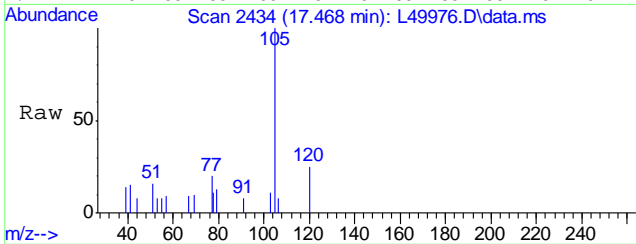
#68  
Xylene, m+p  
Concen: 0.49 ug/Kg  
RT: 16.496 min Scan# 2256  
Delta R.T. -0.010 min  
Lab File: L49976.D  
Acq: 12 Jul 2016 2:45 pm

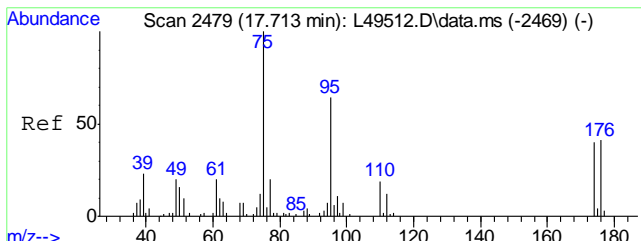
Tgt Ion	Resp	Lower	Upper
106	28465		
106	100		
91	325.5	202.1	242.1#



#73  
Isopropylbenzene  
Concen: 1.16 ug/Kg  
RT: 17.468 min Scan# 2434  
Delta R.T. -0.005 min  
Lab File: L49976.D  
Acq: 12 Jul 2016 2:45 pm

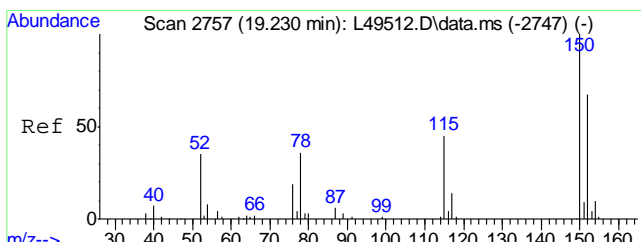
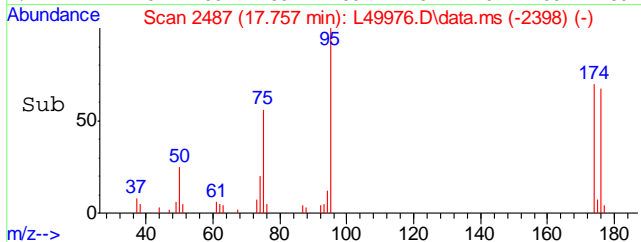
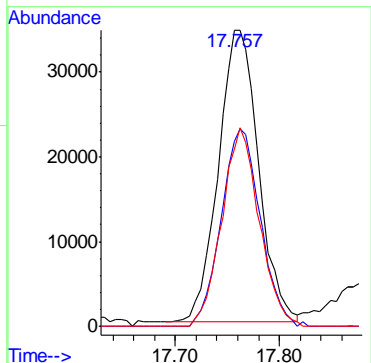
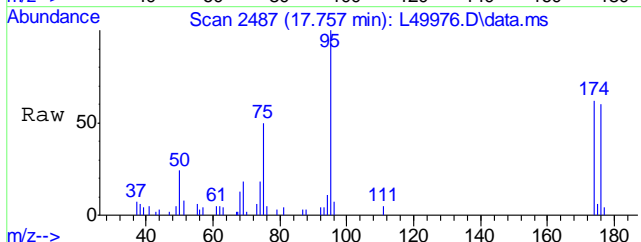
Tgt Ion	Resp	Lower	Upper
105	170552		
105	100		
120	24.7	4.1	44.1





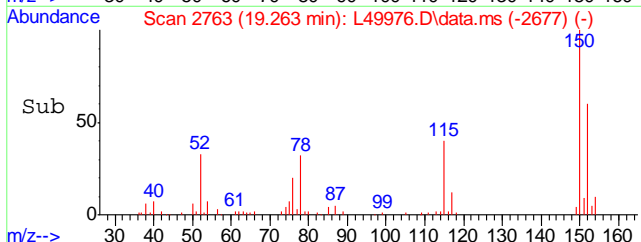
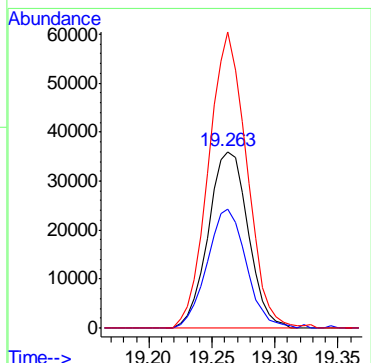
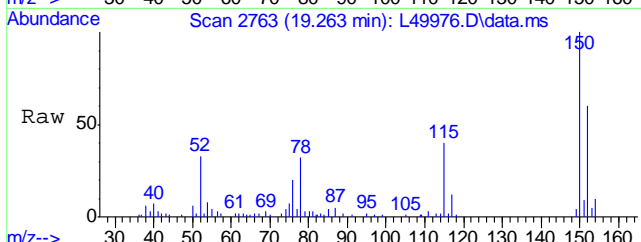
#74  
 4-Bromofluorobenzene  
 Concen: 18.70 ug/Kg  
 RT: 17.757 min Scan# 2487  
 Delta R.T. -0.016 min  
 Lab File: L49976.D  
 Acq: 12 Jul 2016 2:45 pm

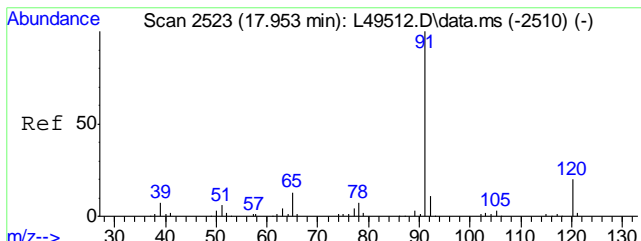
Tgt Ion	Resp	Lower	Upper
95	925247		
174	66.0	41.6	81.6
176	63.6	39.6	79.6



#77  
 1,4-Dichlorobenzene-d4  
 Concen: 20.00 ug/Kg  
 RT: 19.263 min Scan# 2763  
 Delta R.T. -0.030 min  
 Lab File: L49976.D  
 Acq: 12 Jul 2016 2:45 pm

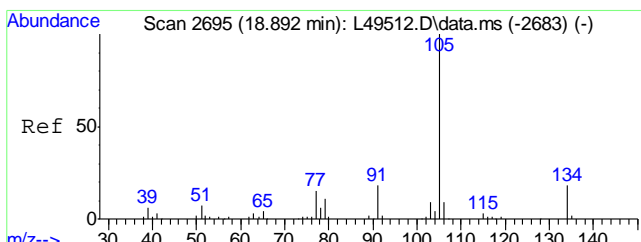
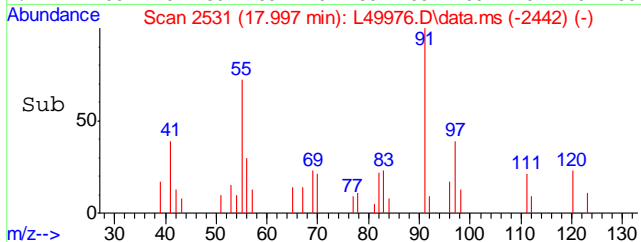
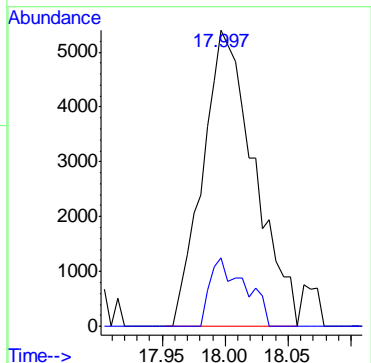
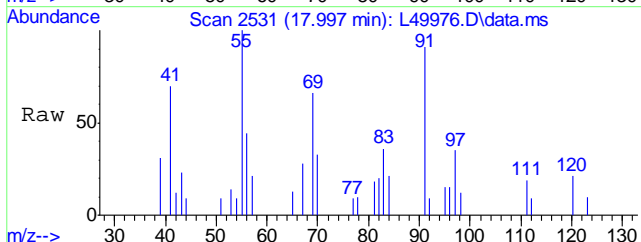
Tgt Ion	Resp	Lower	Upper
152	789750		
152	100		
115	66.2	48.8	88.8
150	160.8	174.3	214.3#





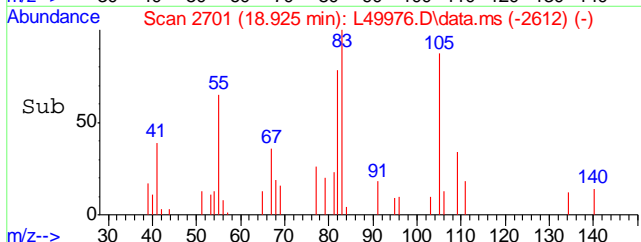
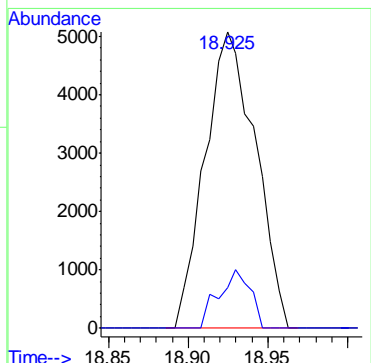
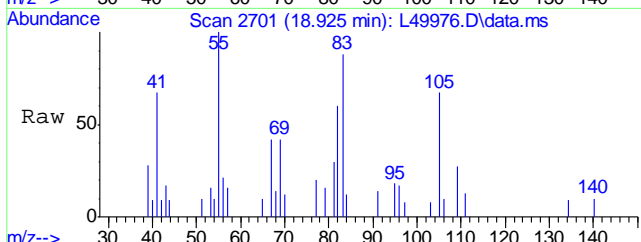
#79  
 n-Propylbenzene  
 Concen: 0.83 ug/Kg  
 RT: 17.997 min Scan# 2531  
 Delta R.T. -0.016 min  
 Lab File: L49976.D  
 Acq: 12 Jul 2016 2:45 pm

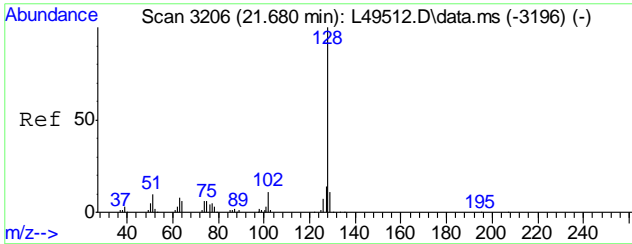
Tgt Ion	Resp	Lower	Upper
91	153140	100	
120	15.7	0.0	39.7



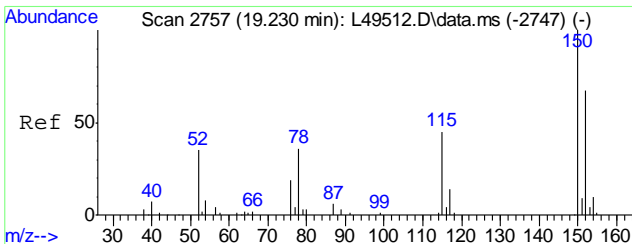
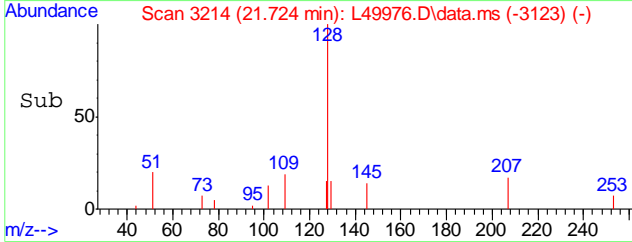
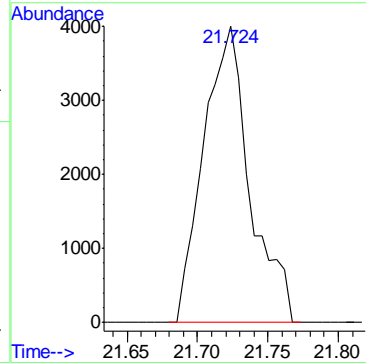
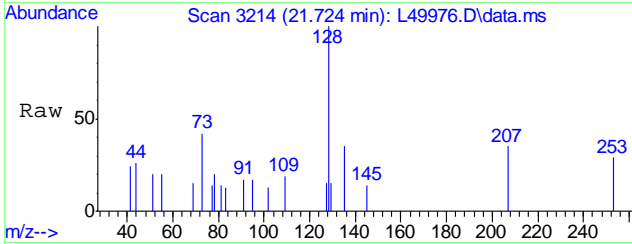
#87  
 sec-Butylbenzene  
 Concen: 0.72 ug/Kg  
 RT: 18.925 min Scan# 2701  
 Delta R.T. -0.016 min  
 Lab File: L49976.D  
 Acq: 12 Jul 2016 2:45 pm

Tgt Ion	Resp	Lower	Upper
105	112082	100	
134	12.1	0.0	37.0





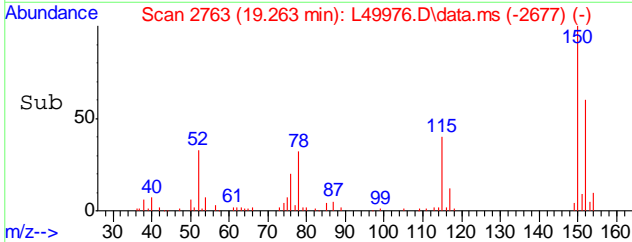
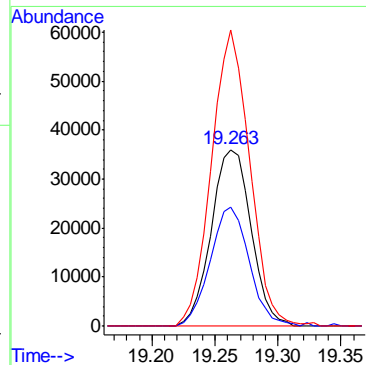
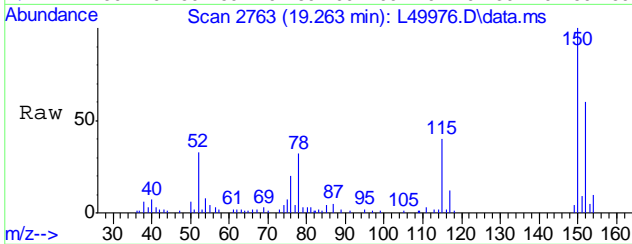
#97  
Naphthalene  
Concen: 0.76 ug/Kg  
RT: 21.724 min Scan# 3214  
Delta R.T. -0.005 min  
Lab File: L49976.D  
Acq: 12 Jul 2016 2:45 pm  
Tgt Ion:128 Resp: 91492



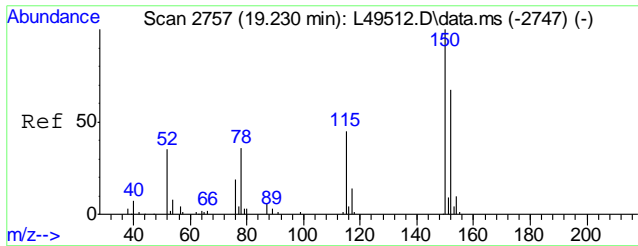
#99  
1,4-Dichlorobenzene-d4A  
Concen: 20.00 ug/Kg  
RT: 19.263 min Scan# 2763  
Delta R.T. -0.030 min  
Lab File: L49976.D  
Acq: 12 Jul 2016 2:45 pm

Tgt Ion:152 Resp: 789750

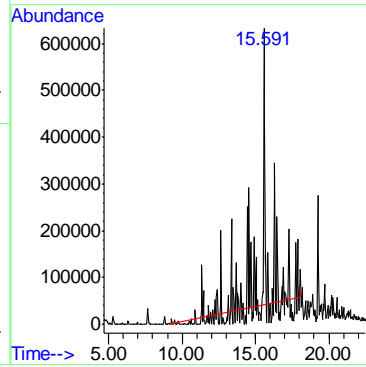
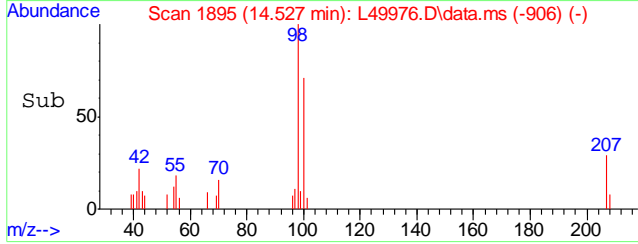
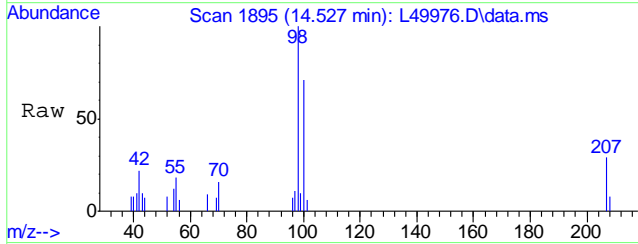
Ion	Ratio	Lower	Upper
152	100		
115	66.2	41.6	81.6
150	160.8	176.9	216.9#







#100  
TPH-GRO (C6-C10)  
Concen: 622.05 ug/Kg m  
RT: 14.525 min Scan# 1895  
Delta R.T. 0.000 min  
Lab File: L49976.D  
Acq: 12 Jul 2016 2:45 pm  
Tgt Ion:TIC Resp:142497002



6.1.2  
6

Quantitation Report (QT Reviewed)

Data Path : C:\MSDCHEM\1\DATA\M160713\
Data File : M61842.D
Acq On : 13 Jul 2016 6:01 pm
Operator : johannat
Sample : C46435-3
Misc : MS1912,VM1859,5.07,,100,5,1
ALS Vial : 16 Sample Multiplier: 1

Quant Time: Jul 14 09:24:42 2016
Quant Method : C:\MSDCHEM\1\METHODS\VM1848S.M
Quant Title : EPA 8260B
QLast Update : Fri Jun 24 10:07:55 2016
Response via : Initial Calibration

Table with 7 columns: Internal Standards, R.T., QIon, Response, Conc, Units, Dev(Min). Rows include Pentafluorobenzene, 1,4-Difluorobenzene, Chlorobenzene-d5, 1,4-Dichlorobenzene-d4, 1,4-Dichlorobenzene-d4A.

System Monitoring Compounds table with 7 columns: Compound Name, R.T., QIon, Response, Conc, Units, Dev(Min). Includes Dibromofluoromethane and Toluene-d8 with spiked amounts and recovery percentages.

Target Compounds table with 7 columns: Compound Name, R.T., QIon, Response, Conc, Units, Dev(Min), Qvalue. Lists various hydrocarbons and TPH-GRO (C6-C10).

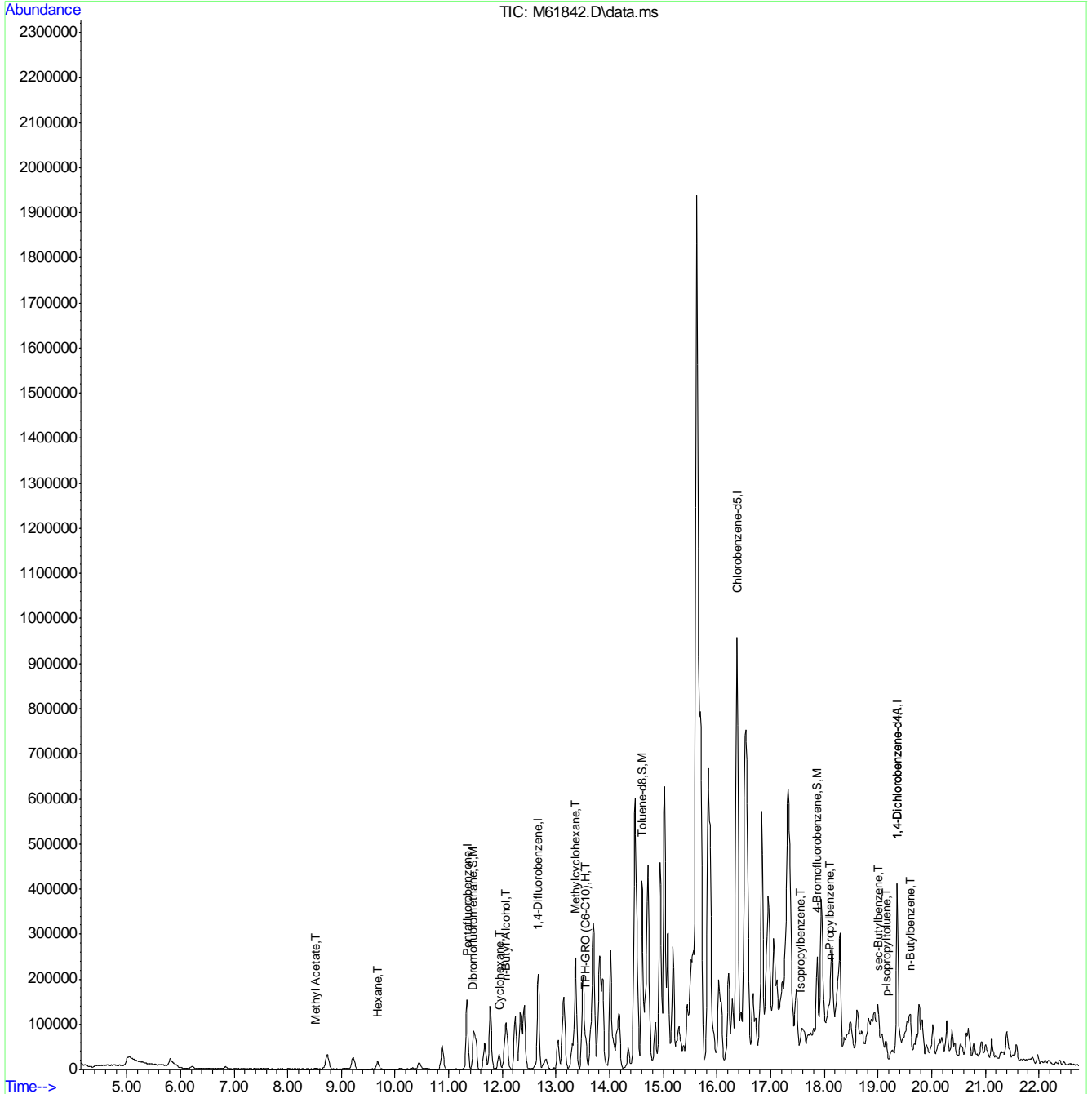
(#) = qualifier out of range (m) = manual integration (+) = signals summed

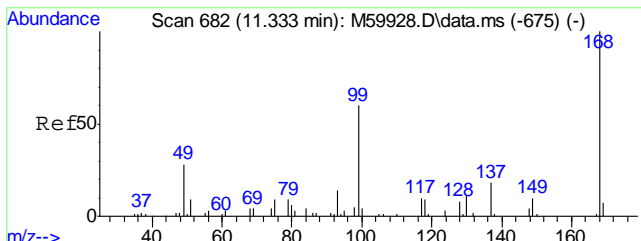
6.1.3
6

Quantitation Report (QT Reviewed)

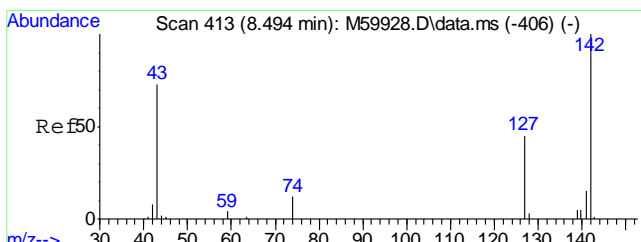
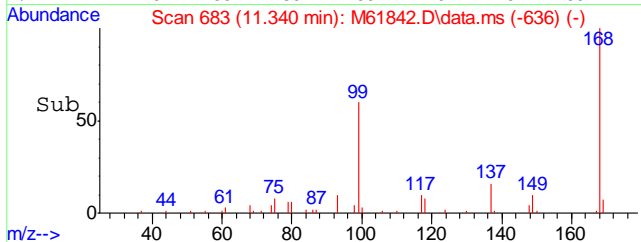
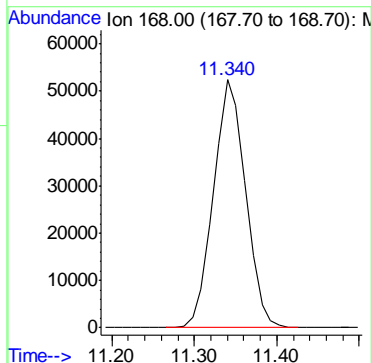
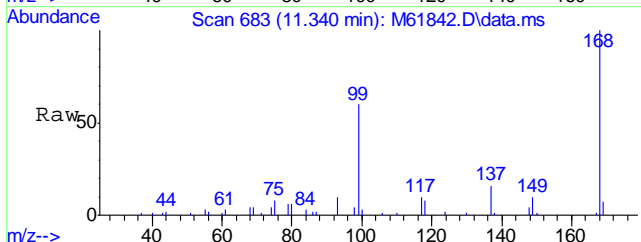
Data Path : C:\MSDCHEM\1\DATA\M160713\  
 Data File : M61842.D  
 Acq On : 13 Jul 2016 6:01 pm  
 Operator : johannat  
 Sample : C46435-3  
 Misc : MS1912,VM1859,5.07,,100,5,1  
 ALS Vial : 16 Sample Multiplier: 1

Quant Time: Jul 14 09:24:42 2016  
 Quant Method : C:\MSDCHEM\1\METHODS\VM1848S.M  
 Quant Title : EPA 8260B  
 QLast Update : Fri Jun 24 10:07:55 2016  
 Response via : Initial Calibration

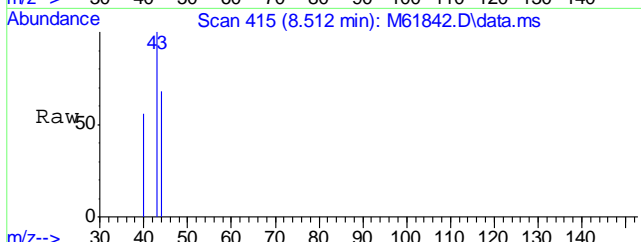




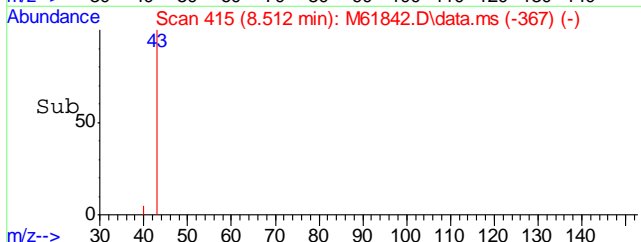
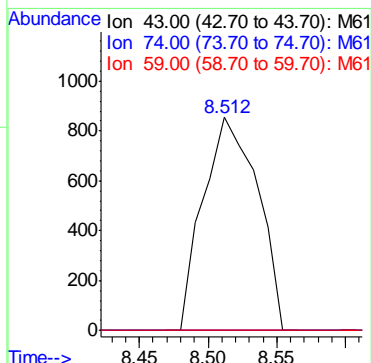
#1  
 Pentafluorobenzene  
 Concen: 20.00 ppb  
 RT: 11.340 min Scan# 683  
 Delta R.T. -0.003 min  
 Lab File: M61842.D  
 Acq: 13 Jul 2016 6:01 pm  
 Tgt Ion:168 Resp: 142145

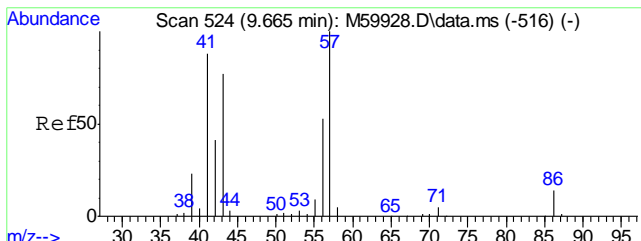


#15  
 Methyl Acetate  
 Concen: 0.54 ppb  
 RT: 8.512 min Scan# 415  
 Delta R.T. 0.007 min  
 Lab File: M61842.D  
 Acq: 13 Jul 2016 6:01 pm  
 Tgt Ion: 43 Resp: 2344



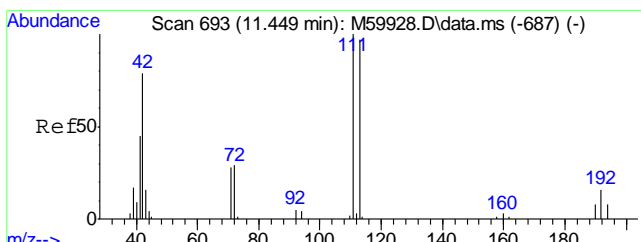
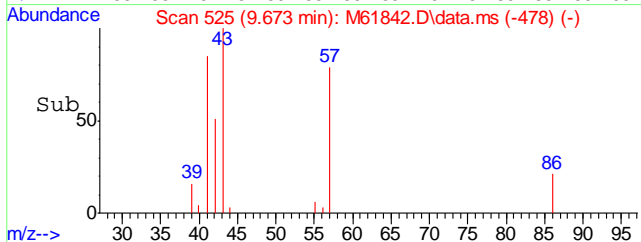
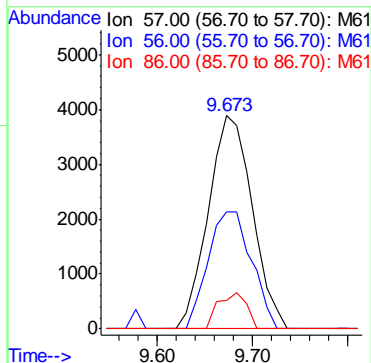
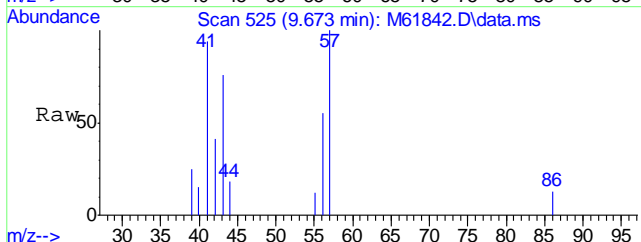
Ion	Ratio	Lower	Upper
43	100		
74	0.0	0.0	37.1
59	0.0	0.0	27.1





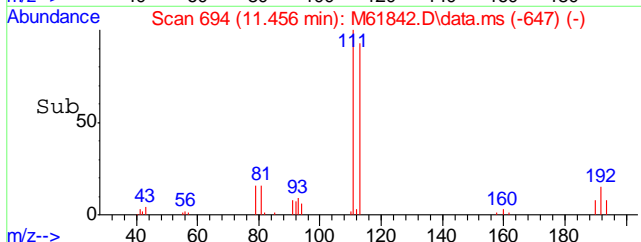
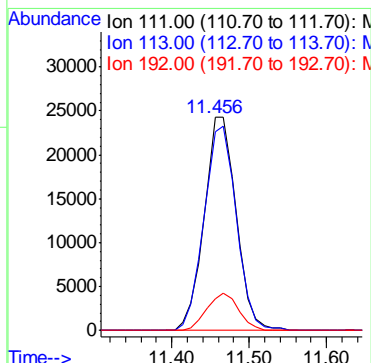
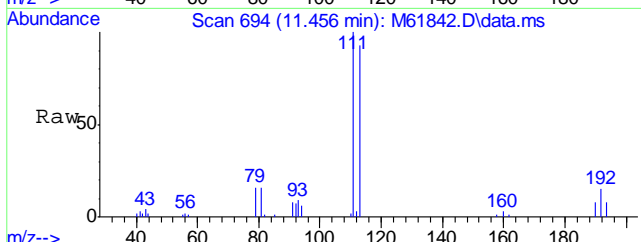
#24  
Hexane  
Concen: 1.66 ppb  
RT: 9.673 min Scan# 525  
Delta R.T. -0.003 min  
Lab File: M61842.D  
Acq: 13 Jul 2016 6:01 pm

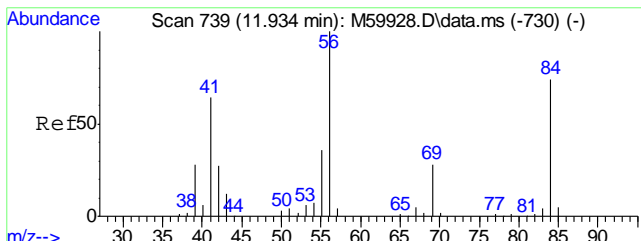
Tgt Ion	Resp	Lower	Upper
57	12431	100	
56	54.2	32.9	72.9
86	0.0	0.0	34.1



#36  
Dibromofluoromethane  
Concen: 19.26 ppb  
RT: 11.456 min Scan# 694  
Delta R.T. -0.003 min  
Lab File: M61842.D  
Acq: 13 Jul 2016 6:01 pm

Tgt Ion	Resp	Lower	Upper
111	69426	100	
113	97.1	77.7	117.7
192	17.3	0.0	36.3

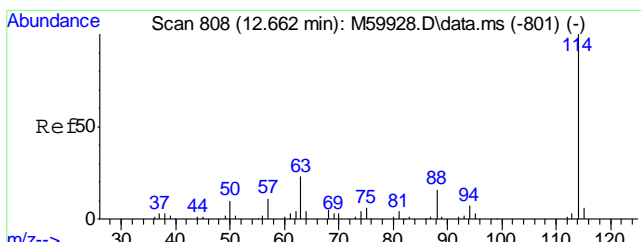
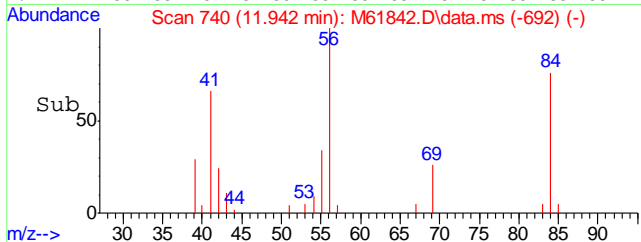
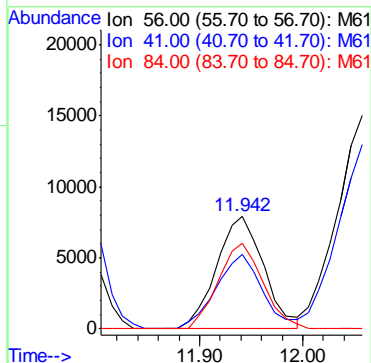
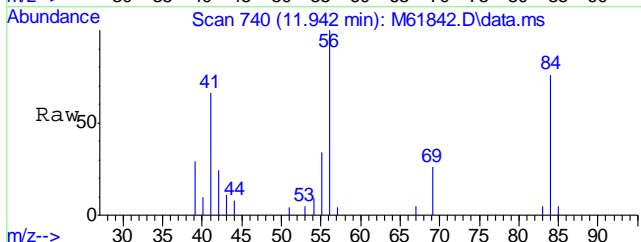




#38  
Cyclohexane  
Concen: 2.72 ppb  
RT: 11.942 min Scan# 740  
Delta R.T. 0.007 min  
Lab File: M61842.D  
Acq: 13 Jul 2016 6:01 pm

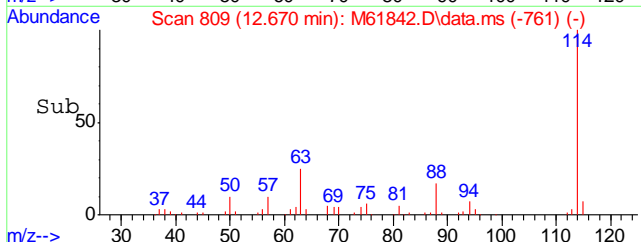
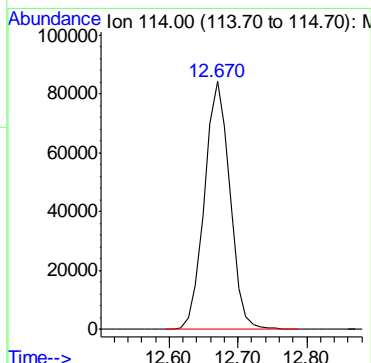
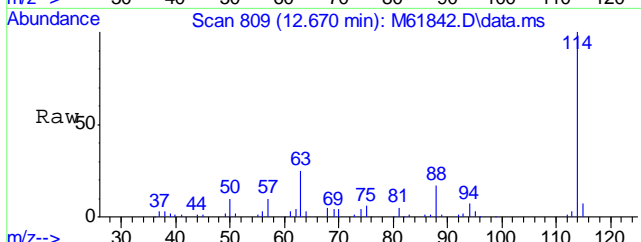
Tgt Ion: 56 Resp: 25202

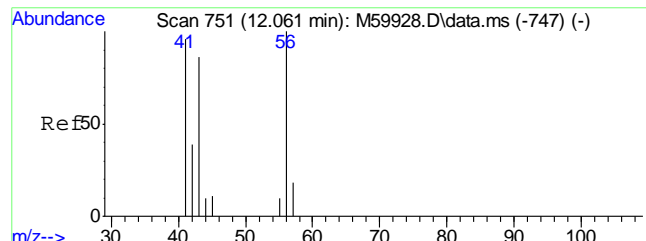
Ion	Ratio	Lower	Upper
56	100		
41	65.1	46.3	86.3
84	71.9	56.0	96.0



#40  
1,4-Difluorobenzene  
Concen: 20.00 ppb  
RT: 12.670 min Scan# 809  
Delta R.T. 0.007 min  
Lab File: M61842.D  
Acq: 13 Jul 2016 6:01 pm

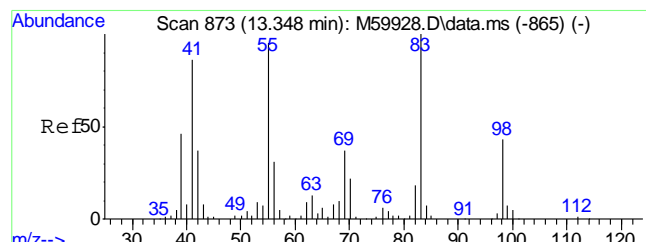
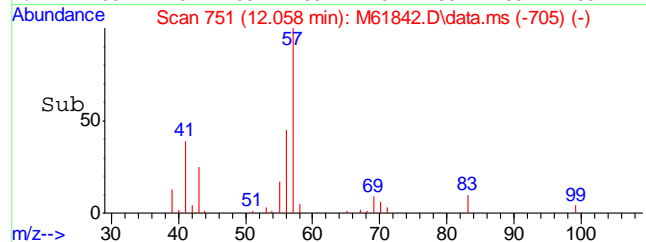
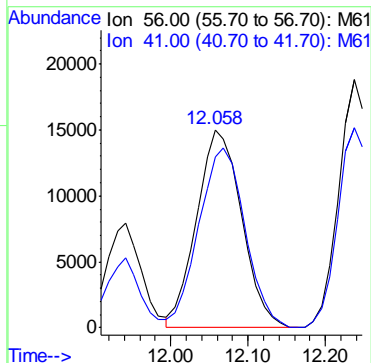
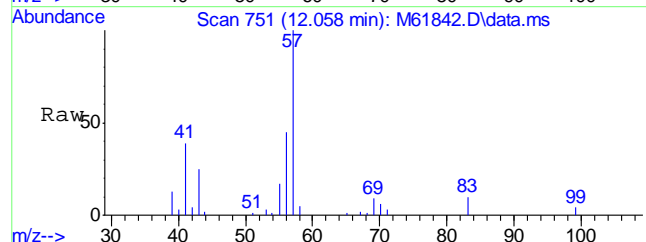
Tgt Ion: 114 Resp: 216223





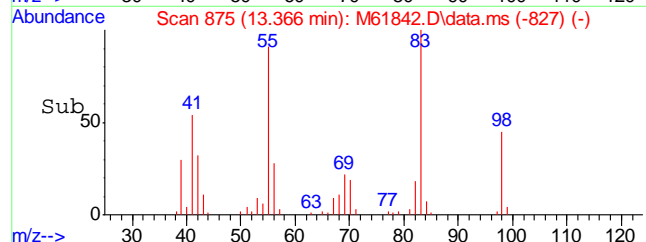
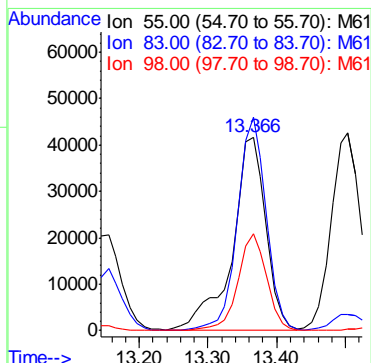
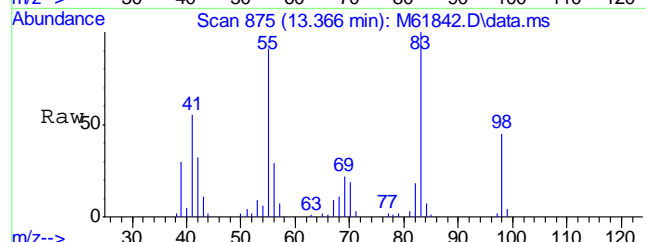
#42  
n-Butyl Alcohol  
Concen: 578.05 ppb  
RT: 12.058 min Scan# 751  
Delta R.T. -0.014 min  
Lab File: M61842.D  
Acq: 13 Jul 2016 6:01 pm

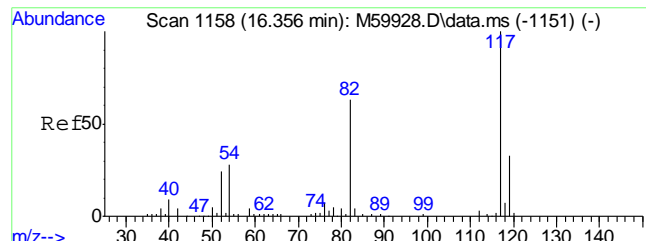
Tgt Ion	Resp	Lower	Upper
56	60533		
56	100		
41	93.4	63.5	103.5



#48  
Methylcyclohexane  
Concen: 18.01 ppb  
RT: 13.366 min Scan# 875  
Delta R.T. 0.007 min  
Lab File: M61842.D  
Acq: 13 Jul 2016 6:01 pm

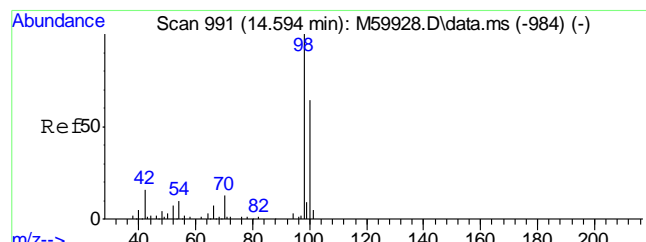
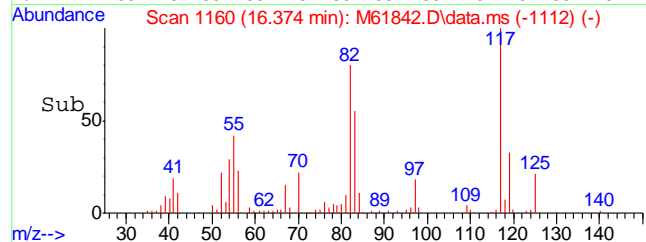
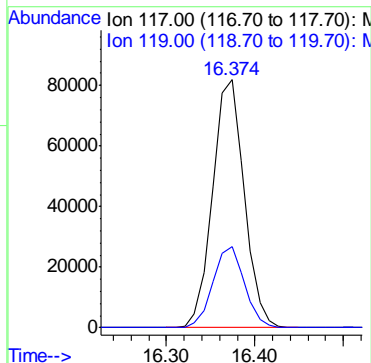
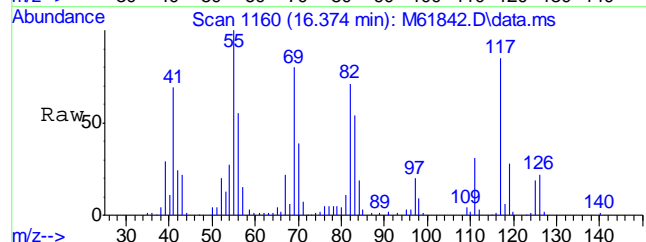
Tgt Ion	Resp	Lower	Upper
55	143127		
55	100		
83	94.0	84.5	124.5
98	42.3	27.0	67.0





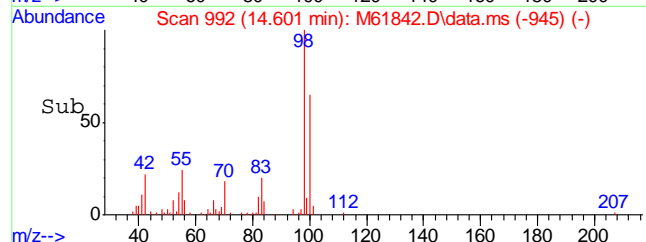
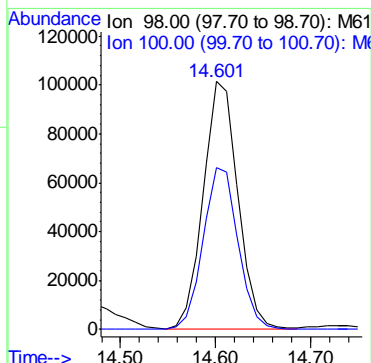
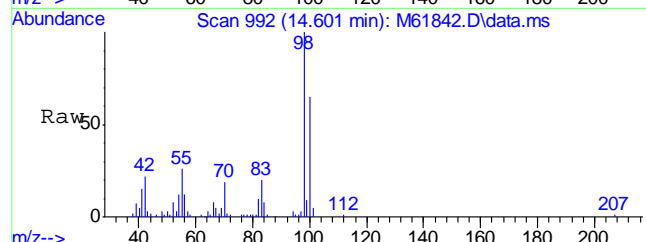
#55  
Chlorobenzene-d5  
Concen: 20.00 ppb  
RT: 16.374 min Scan# 1160  
Delta R.T. 0.007 min  
Lab File: M61842.D  
Acq: 13 Jul 2016 6:01 pm

Tgt Ion	Resp	Lower	Upper
117	203741	100	
119	32.4	11.2	51.2

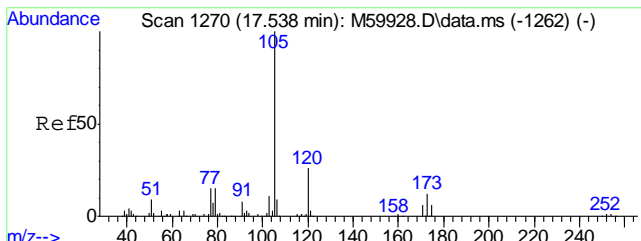


#56  
Toluene-d8  
Concen: 19.30 ppb  
RT: 14.601 min Scan# 992  
Delta R.T. -0.003 min  
Lab File: M61842.D  
Acq: 13 Jul 2016 6:01 pm

Tgt Ion	Resp	Lower	Upper
98	256686	100	
100	65.5	44.3	84.3

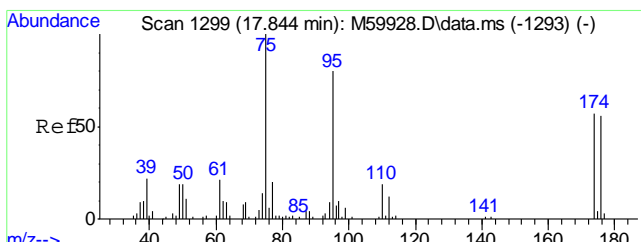
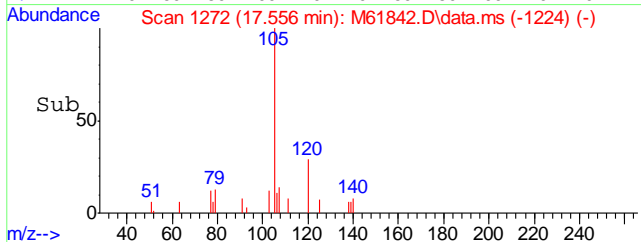
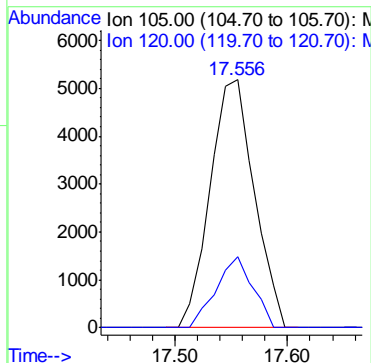
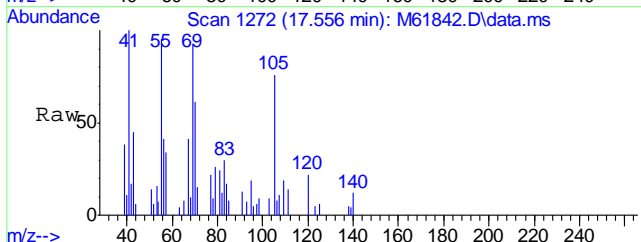






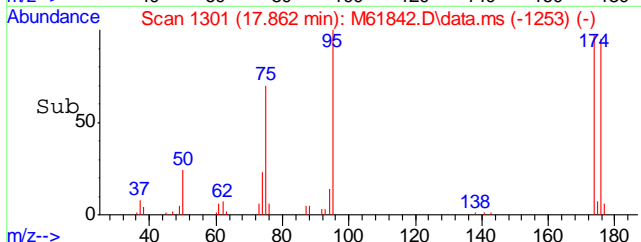
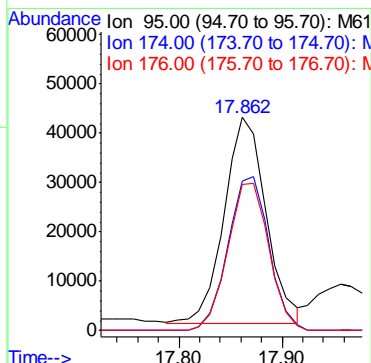
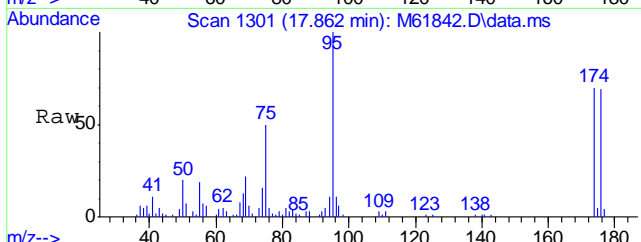
#73  
 Isopropylbenzene  
 Concen: 0.72 ppb  
 RT: 17.556 min Scan# 1272  
 Delta R.T. 0.007 min  
 Lab File: M61842.D  
 Acq: 13 Jul 2016 6:01 pm

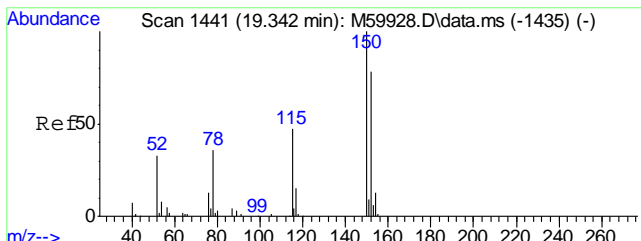
Tgt Ion	Resp	Lower	Upper
105	14144		
120	23.9	5.7	45.7



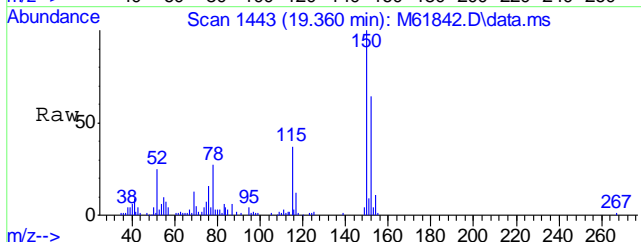
#74  
 4-Bromofluorobenzene  
 Concen: 22.66 ppb  
 RT: 17.862 min Scan# 1301  
 Delta R.T. 0.007 min  
 Lab File: M61842.D  
 Acq: 13 Jul 2016 6:01 pm

Tgt Ion	Resp	Lower	Upper
95	118447		
174	72.8	54.3	94.3
176	70.1	51.5	91.5

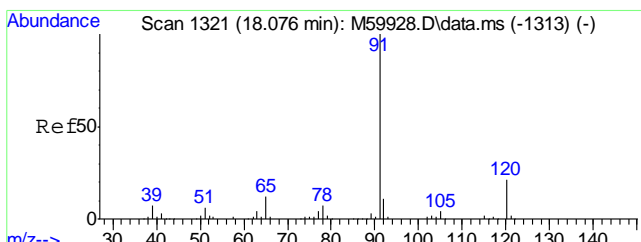
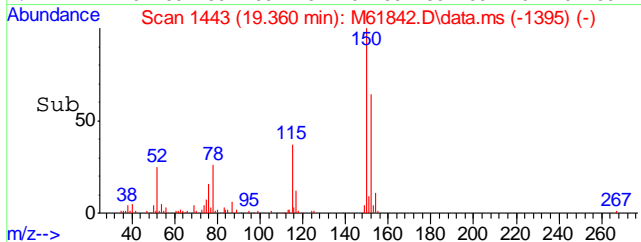
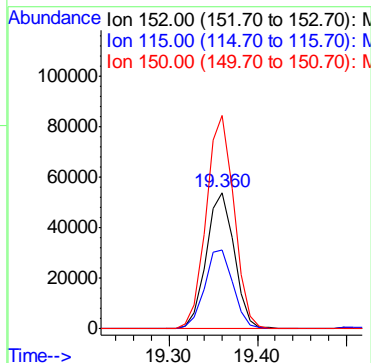




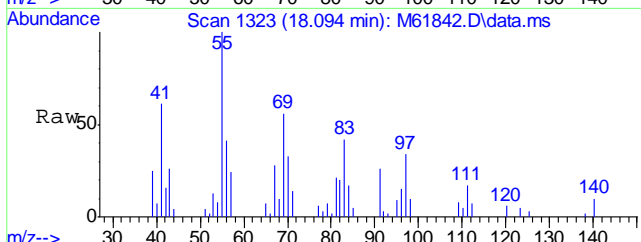
#77  
1,4-Dichlorobenzene-d4  
Concen: 20.00 ppb  
RT: 19.360 min Scan# 1443  
Delta R.T. 0.007 min  
Lab File: M61842.D  
Acq: 13 Jul 2016 6:01 pm



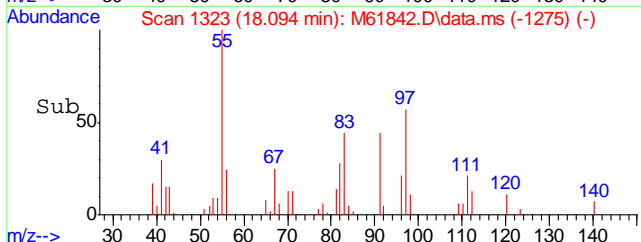
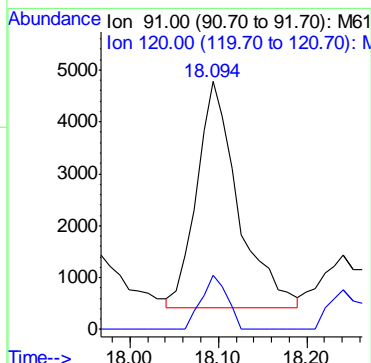
Tgt Ion	Resp	Lower	Upper
152	118908		
152	100		
115	58.6	40.9	80.9
150	154.9	178.6	218.6#

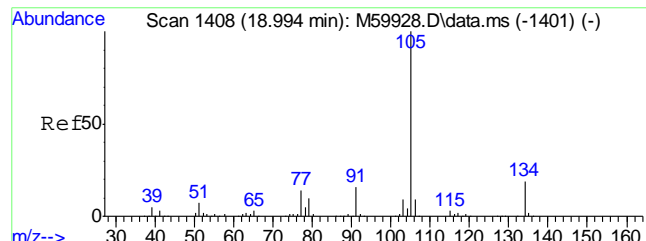


#79  
n-Propylbenzene  
Concen: 0.50 ppb  
RT: 18.094 min Scan# 1323  
Delta R.T. 0.007 min  
Lab File: M61842.D  
Acq: 13 Jul 2016 6:01 pm



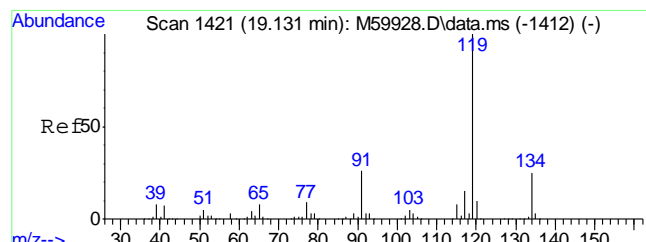
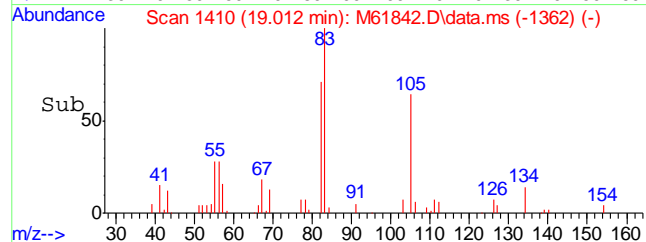
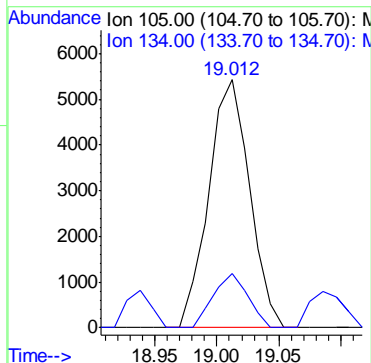
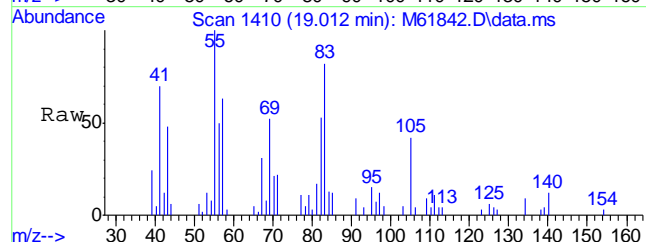
Tgt Ion	Resp	Lower	Upper
91	14170		
91	100		
120	14.9	1.3	41.3





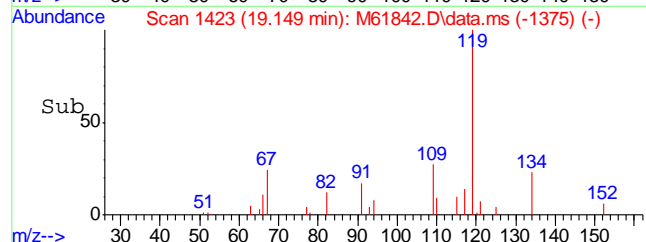
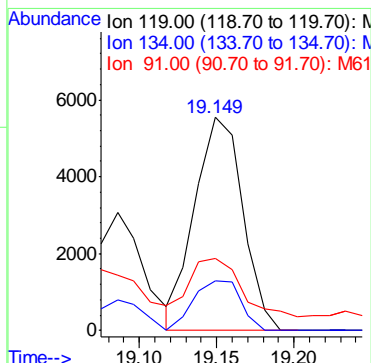
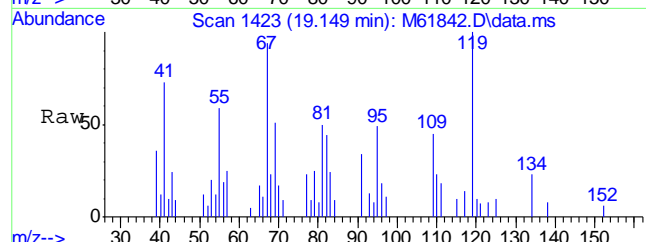
#87  
 sec-Butylbenzene  
 Concen: 0.51 ppb  
 RT: 19.012 min Scan# 1410  
 Delta R.T. 0.007 min  
 Lab File: M61842.D  
 Acq: 13 Jul 2016 6:01 pm

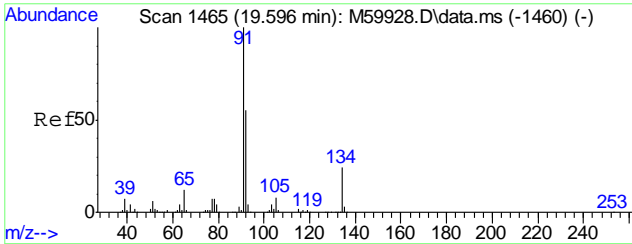
Tgt Ion	Resp	Lower	Upper
105	12492	100	
134	18.5	0.0	38.7



#88  
 p-Isopropyltoluene  
 Concen: 0.60 ppb  
 RT: 19.149 min Scan# 1423  
 Delta R.T. 0.007 min  
 Lab File: M61842.D  
 Acq: 13 Jul 2016 6:01 pm

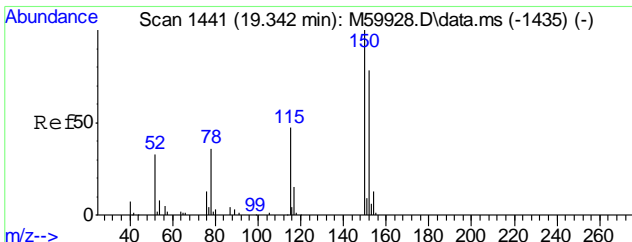
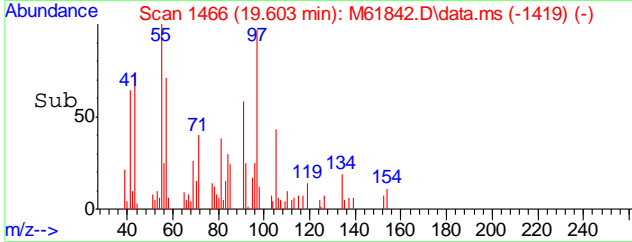
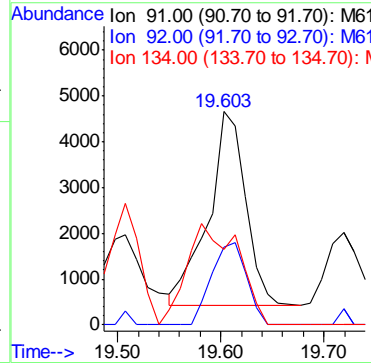
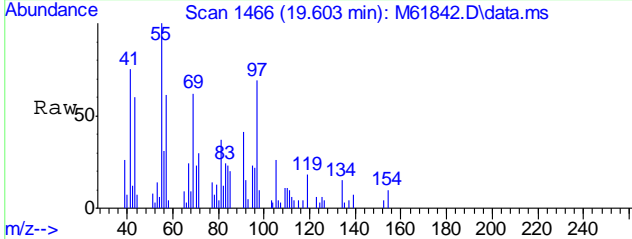
Tgt Ion	Resp	Lower	Upper
119	11950	100	
134	23.1	6.0	46.0
91	27.5	6.0	46.0





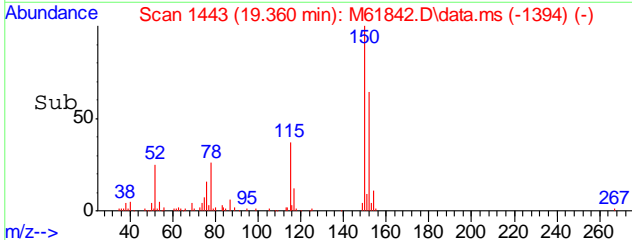
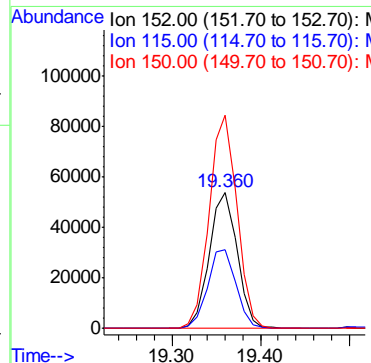
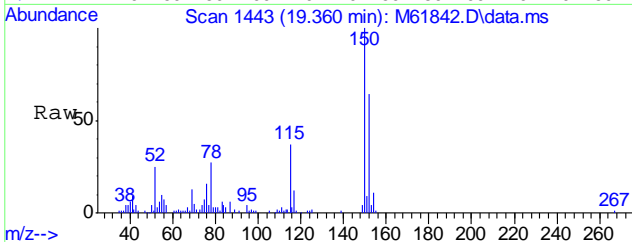
#92  
 n-Butylbenzene  
 Concen: 0.52 ppb  
 RT: 19.603 min Scan# 1466  
 Delta R.T. -0.003 min  
 Lab File: M61842.D  
 Acq: 13 Jul 2016 6:01 pm

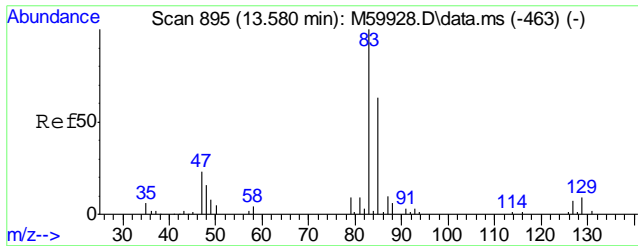
Tgt Ion	Resp	Lower	Upper
91	10574		
92	40.1	35.3	75.3
134	72.4	3.6	43.6#



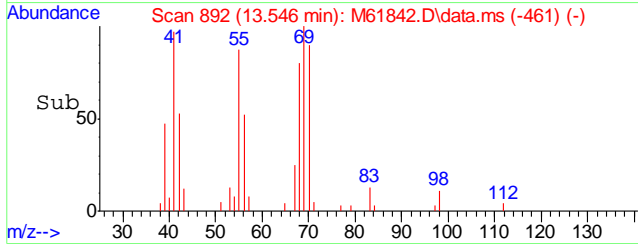
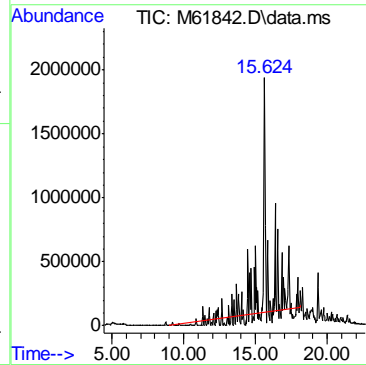
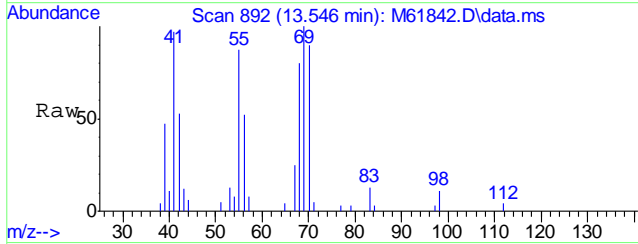
#99  
 1,4-Dichlorobenzene-d4A  
 Concen: 20.00 ppb  
 RT: 19.360 min Scan# 1443  
 Delta R.T. 0.018 min  
 Lab File: M61842.D  
 Acq: 13 Jul 2016 6:01 pm

Tgt Ion	Resp	Lower	Upper
152	118908		
152	100		
115	58.6	37.3	77.3
150	154.9	176.0	216.0#





#100  
TPH-GRO (C6-C10)  
Concen: 1416.72 ppb m  
RT: 13.550 min Scan# 892  
Delta R.T. 0.000 min  
Lab File: M61842.D  
Acq: 13 Jul 2016 6:01 pm  
Tgt Ion:TIC Resp:45139128



Quantitation Report (QT Reviewed)

Data Path : C:\msdchem\1\DATA\L160712\
Data File : L49980.D
Acq On : 12 Jul 2016 4:43 pm
Operator : johannat
Sample : C46435-4
Misc : MS1912,VL1499,5.13,,,,1
ALS Vial : 13 Sample Multiplier: 1

Quant Time: Jul 13 10:57:56 2016
Quant Method : C:\msdchem\1\METHODS\VL1485S.M
Quant Title : EPA -8260B
QLast Update : Mon Jul 11 13:46:33 2016
Response via : Initial Calibration

Table with columns: Compound, R.T., QIon, Response, Conc, Units, Dev(Min), Qvalue. Rows include Internal Standards (Pentafluorobenzene, 1,4-Difluorobenzene, Chlorobenzene-d5, 1,4-Dichlorobenzene-d4, 1,4-Dichlorobenzene-d4A), System Monitoring Compounds (Dibromofluoromethane, Toluene-d8, 4-Bromofluorobenzene), and Target Compounds (Hexane, Cyclohexane, Benzene, Methylcyclohexane, Toluene, Ethyl Benzene, Xylene, m+p, Isopropylbenzene, n-Propylbenzene, Naphthalene, TPH-GRO (C6-C10)).

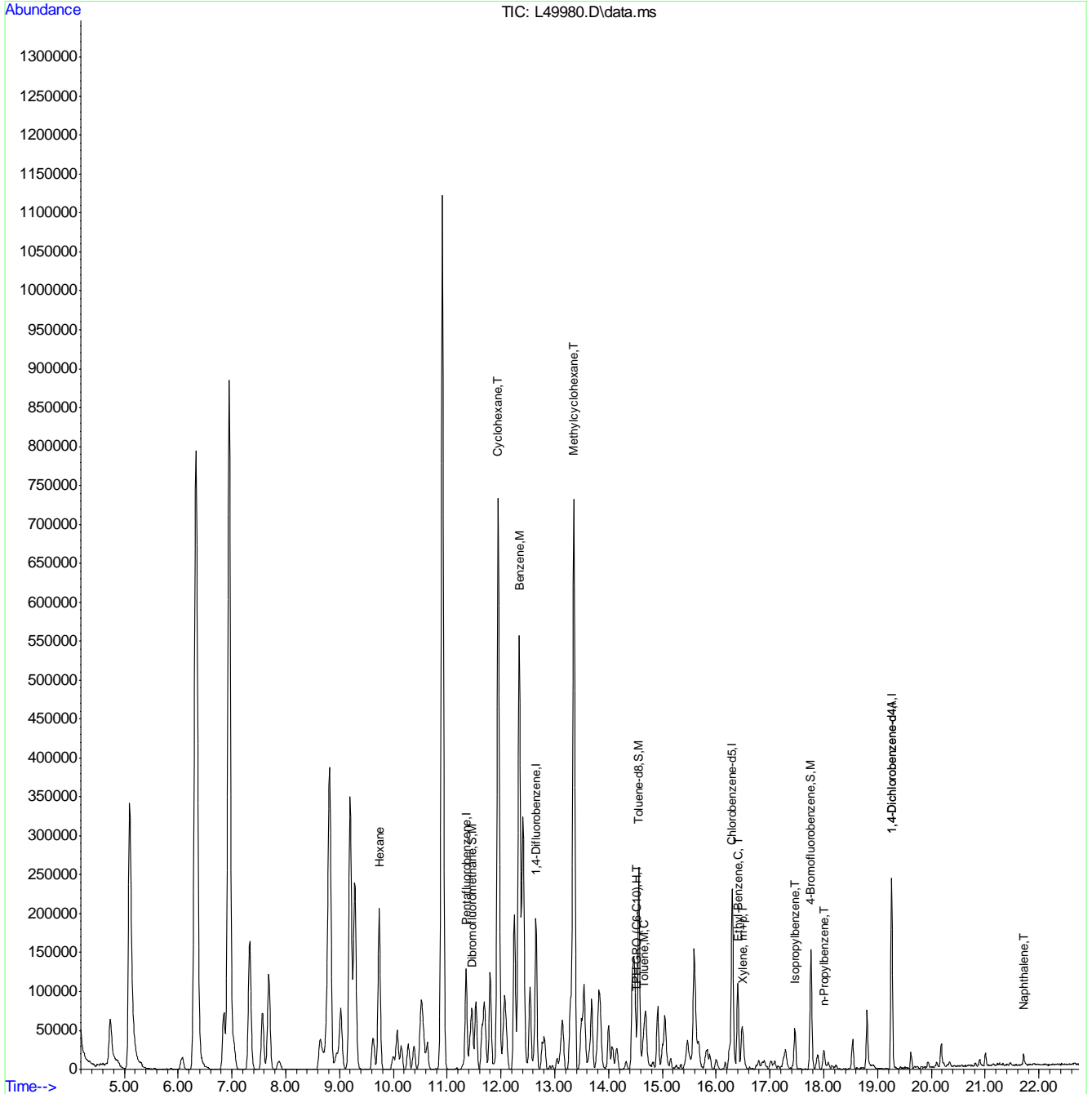
(#) = qualifier out of range (m) = manual integration (+) = signals summed

6.1.4
6

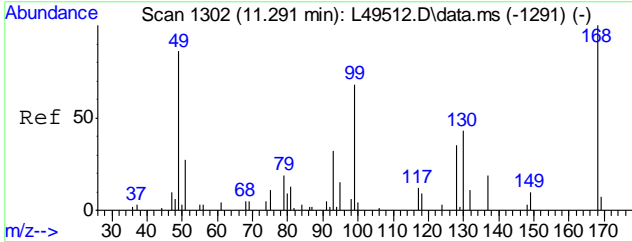
Quantitation Report (QT Reviewed)

Data Path : C:\msdchem\1\DATA\L160712\  
Data File : L49980.D  
Acq On : 12 Jul 2016 4:43 pm  
Operator : johannat  
Sample : C46435-4  
Misc : MS1912,VL1499,5.13,,,,,1  
ALS Vial : 13 Sample Multiplier: 1

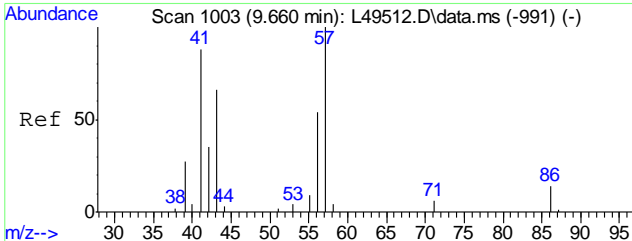
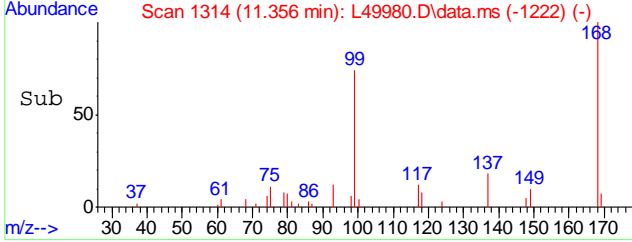
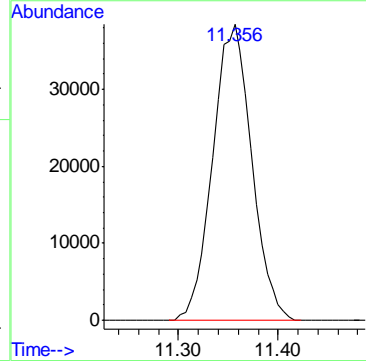
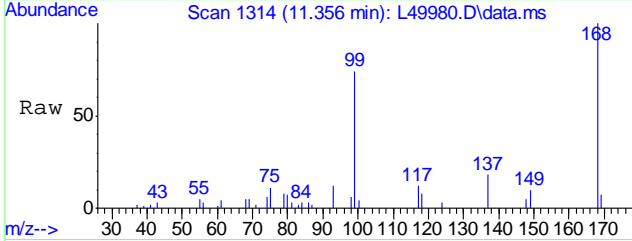
Quant Time: Jul 13 10:57:56 2016  
Quant Method : C:\msdchem\1\METHODS\VL1485S.M  
Quant Title : EPA -8260B  
QLast Update : Mon Jul 11 13:46:33 2016  
Response via : Initial Calibration



6.1.4  
6



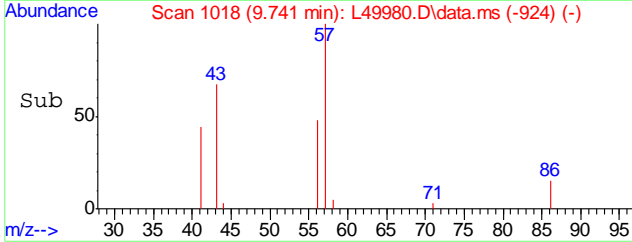
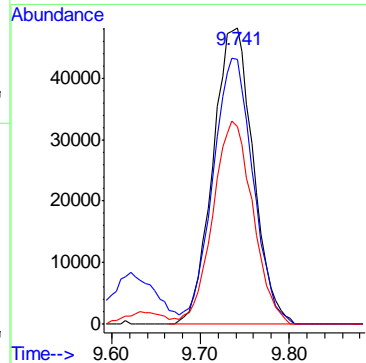
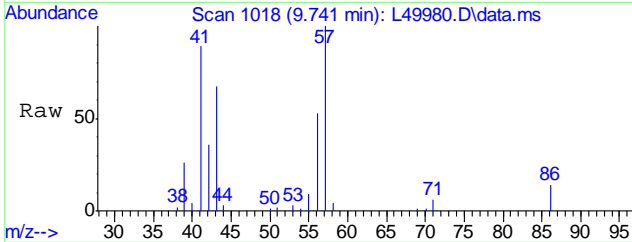
#1  
 Pentafluorobenzene  
 Concen: 20.00 ug/Kg  
 RT: 11.356 min Scan# 1314  
 Delta R.T. 0.000 min  
 Lab File: L49980.D  
 Acq: 12 Jul 2016 4:43 pm  
 Tgt Ion:168 Resp: 1046153



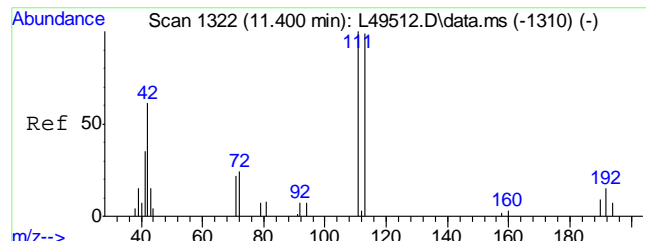
#24  
 Hexane  
 Concen: 45.76 ug/Kg  
 RT: 9.741 min Scan# 1018  
 Delta R.T. 0.011 min  
 Lab File: L49980.D  
 Acq: 12 Jul 2016 4:43 pm

Tgt Ion: 57 Resp: 1510837

Ion	Ratio	Lower	Upper
57	100		
41	90.0	73.8	110.8
43	68.1	56.6	84.8

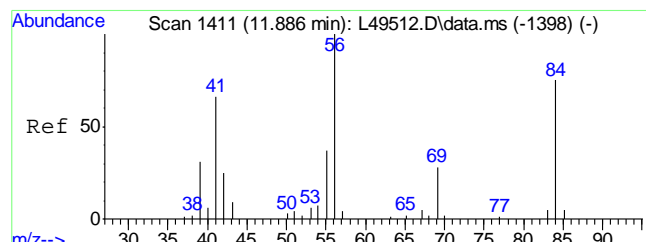
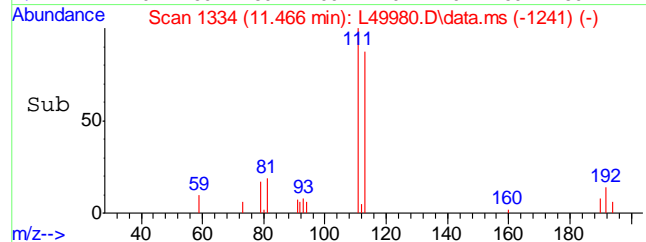
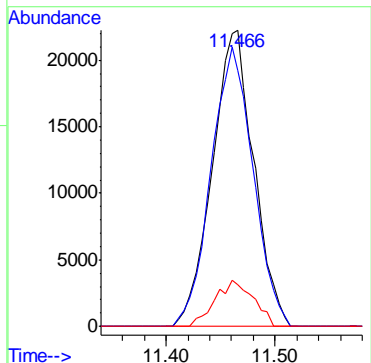
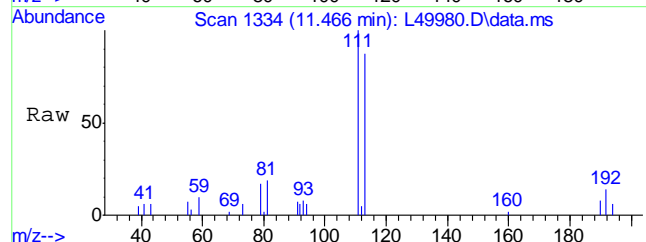






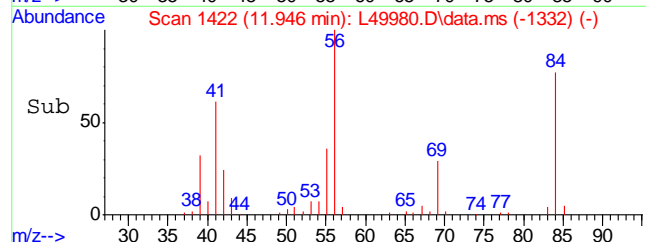
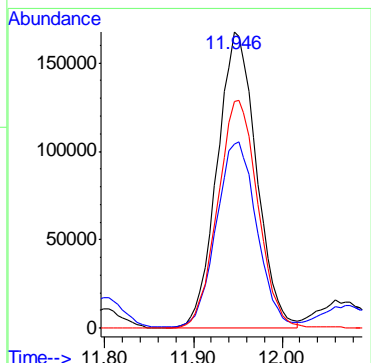
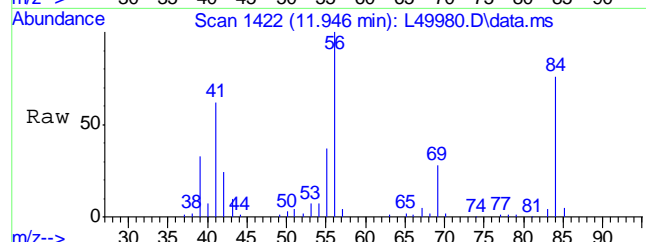
#36  
 Dibromofluoromethane  
 Concen: 18.78 ug/Kg  
 RT: 11.466 min Scan# 1334  
 Delta R.T. 0.006 min  
 Lab File: L49980.D  
 Acq: 12 Jul 2016 4:43 pm

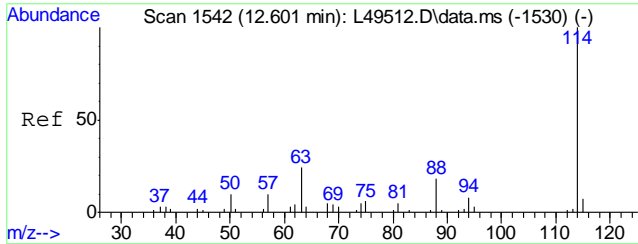
Tgt Ion	Resp	Lower	Upper
111	100		
113	95.5	78.6	118.6
192	14.3	0.0	34.1



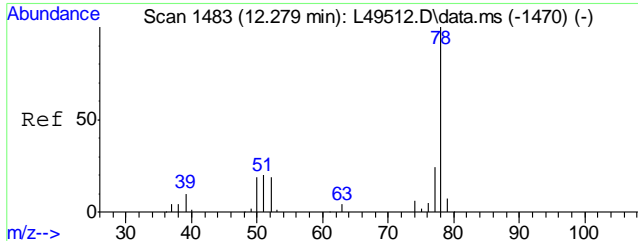
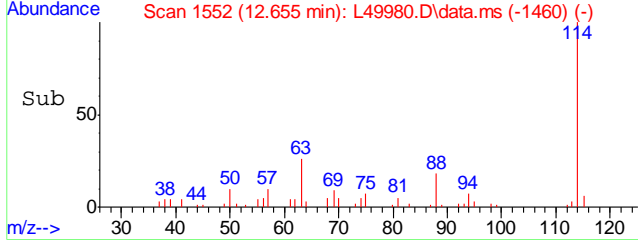
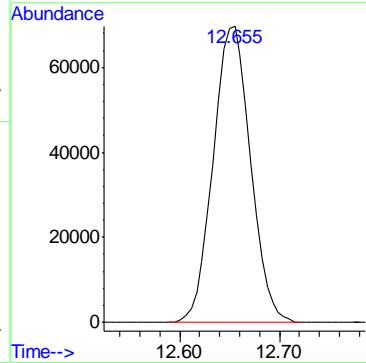
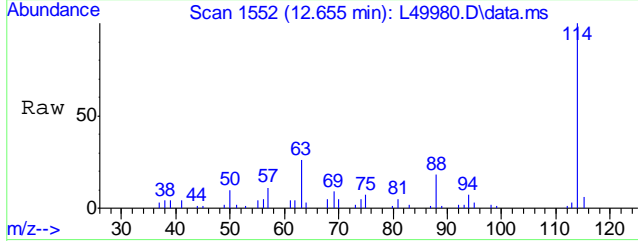
#38  
 Cyclohexane  
 Concen: 108.83 ug/Kg  
 RT: 11.946 min Scan# 1422  
 Delta R.T. -0.011 min  
 Lab File: L49980.D  
 Acq: 12 Jul 2016 4:43 pm

Tgt Ion	Resp	Lower	Upper
56	100		
41	64.3	53.7	80.5
84	78.7	60.5	90.7

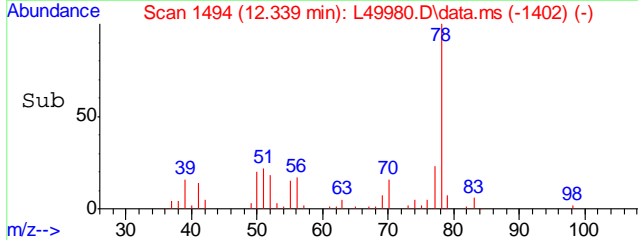
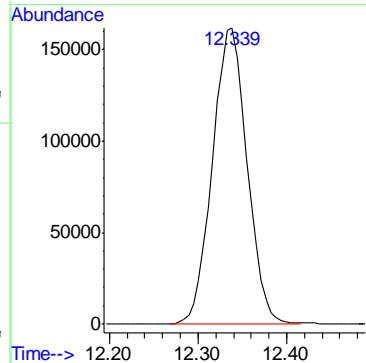
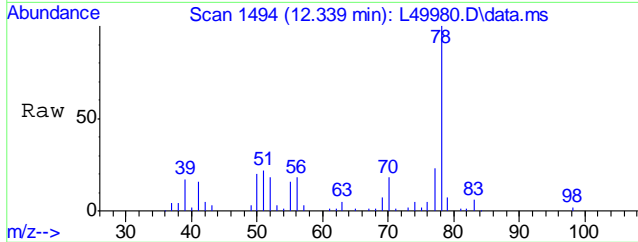


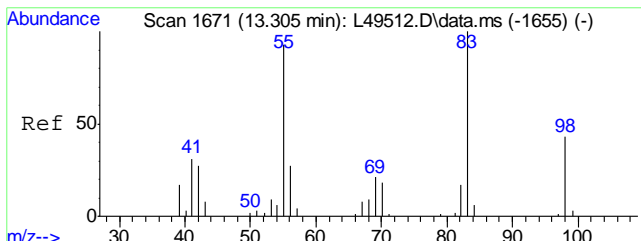


#40  
 1,4-Difluorobenzene  
 Concen: 20.00 ug/Kg  
 RT: 12.655 min Scan# 1552  
 Delta R.T. 0.000 min  
 Lab File: L49980.D  
 Acq: 12 Jul 2016 4:43 pm  
 Tgt Ion:114 Resp: 1813343



#45  
 Benzene  
 Concen: 32.44 ug/Kg  
 RT: 12.339 min Scan# 1494  
 Delta R.T. 0.000 min  
 Lab File: L49980.D  
 Acq: 12 Jul 2016 4:43 pm  
 Tgt Ion: 78 Resp: 4383116

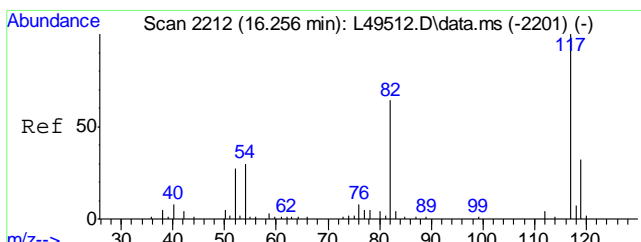
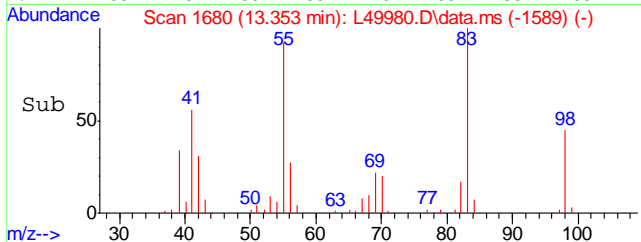
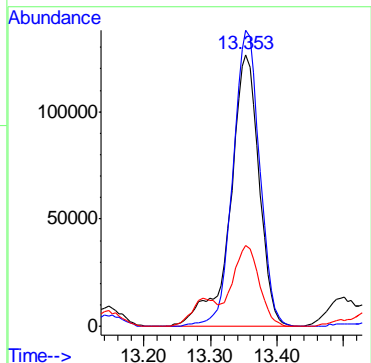
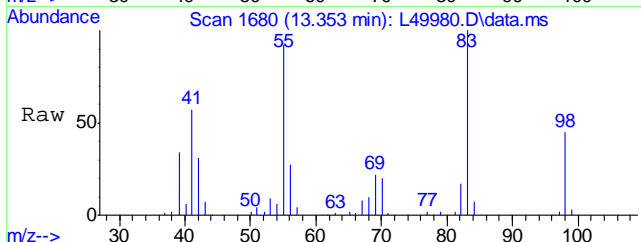




#48  
Methylcyclohexane  
Concen: 89.89 ug/Kg  
RT: 13.353 min Scan# 1680  
Delta R.T. -0.005 min  
Lab File: L49980.D  
Acq: 12 Jul 2016 4:43 pm

Tgt Ion: 55 Resp: 3816503

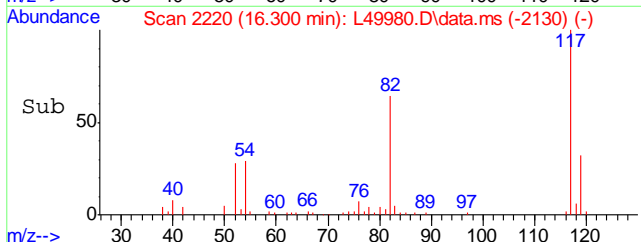
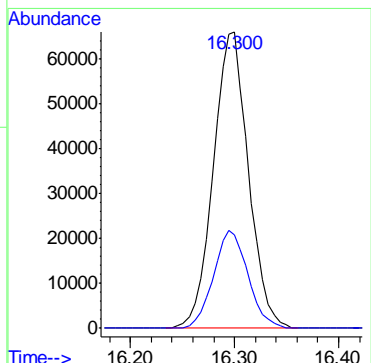
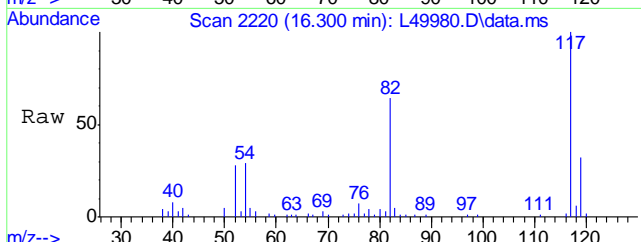
Ion	Ratio	Lower	Upper
55	100		
83	100.9	80.6	120.6
56	27.2	11.5	51.5

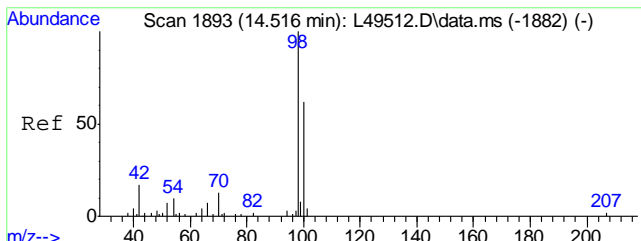


#55  
Chlorobenzene-d5  
Concen: 20.00 ug/Kg  
RT: 16.300 min Scan# 2220  
Delta R.T. -0.011 min  
Lab File: L49980.D  
Acq: 12 Jul 2016 4:43 pm

Tgt Ion: 117 Resp: 1548348

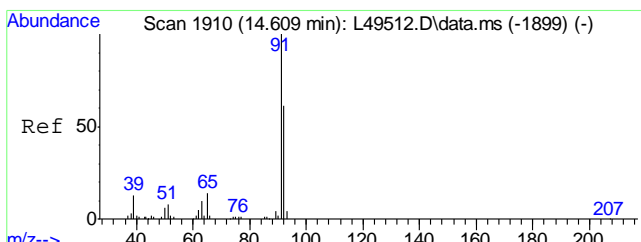
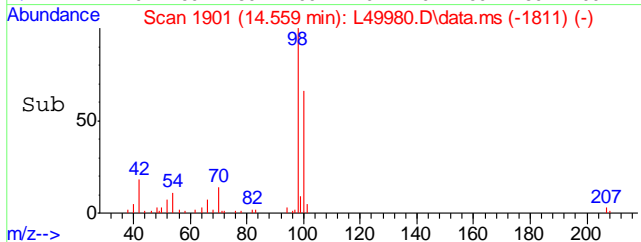
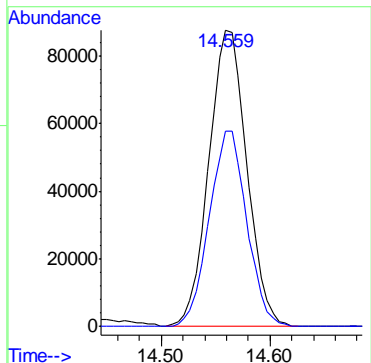
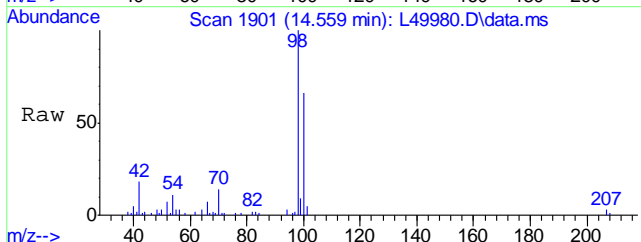
Ion	Ratio	Lower	Upper
117	100		
119	32.4	10.2	50.2





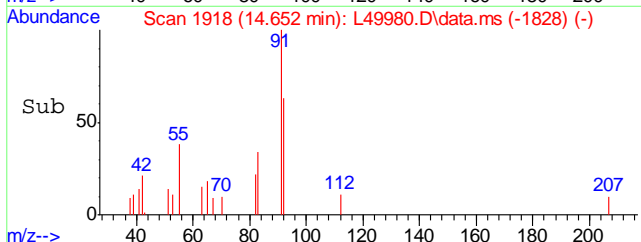
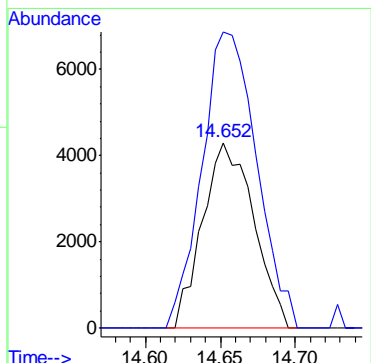
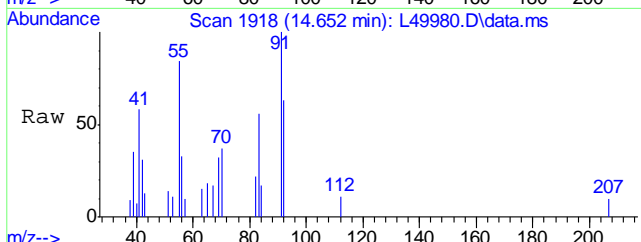
#56  
Toluene-d8  
Concen: 19.41 ug/Kg  
RT: 14.559 min Scan# 1901  
Delta R.T. -0.011 min  
Lab File: L49980.D  
Acq: 12 Jul 2016 4:43 pm

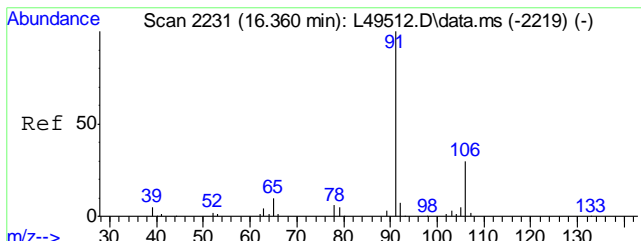
Tgt Ion	Resp	Lower	Upper
98	2122115		
98	100		
100	64.9	45.2	85.2



#57  
Toluene  
Concen: 1.33 ug/Kg  
RT: 14.652 min Scan# 1918  
Delta R.T. -0.011 min  
Lab File: L49980.D  
Acq: 12 Jul 2016 4:43 pm

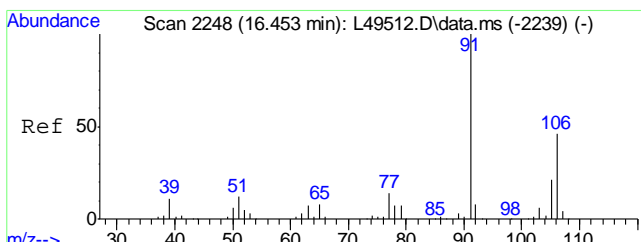
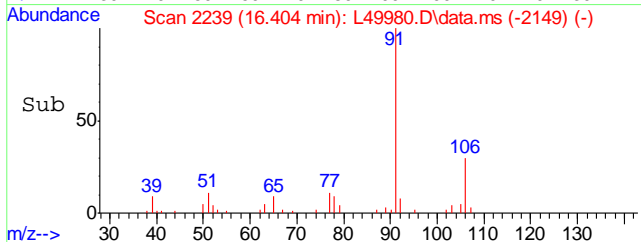
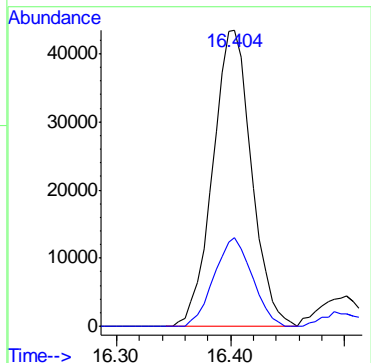
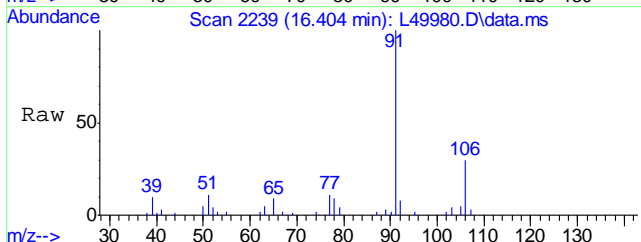
Tgt Ion	Resp	Lower	Upper
92	102197		
92	100		
91	170.9	149.2	189.2





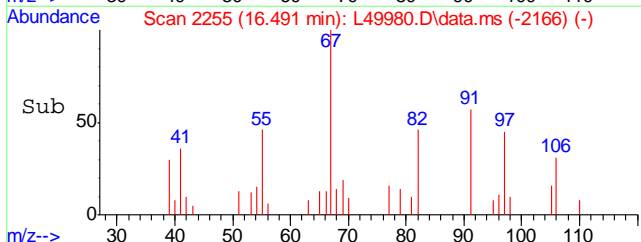
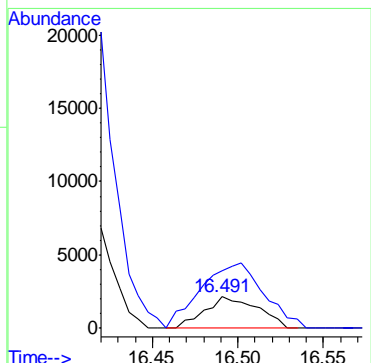
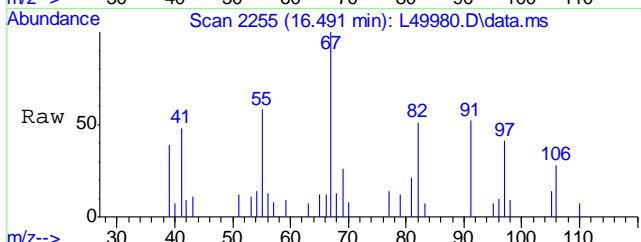
#67  
Ethyl Benzene  
Concen: 6.88 ug/Kg  
RT: 16.404 min Scan# 2239  
Delta R.T. -0.011 min  
Lab File: L49980.D  
Acq: 12 Jul 2016 4:43 pm

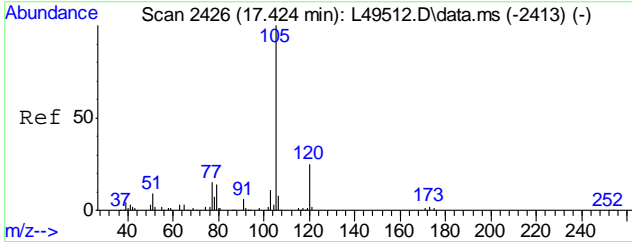
Tgt Ion: 91 Resp: 1028827  
Ion Ratio Lower Upper  
91 100  
106 29.4 8.6 48.6



#68  
Xylene, m+p  
Concen: 0.86 ug/Kg  
RT: 16.491 min Scan# 2255  
Delta R.T. -0.016 min  
Lab File: L49980.D  
Acq: 12 Jul 2016 4:43 pm

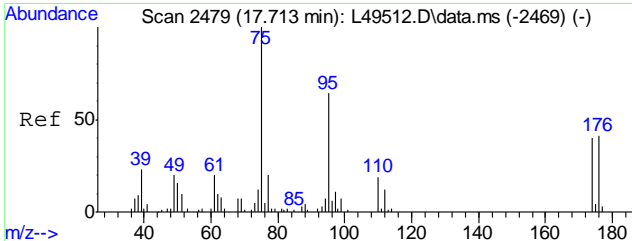
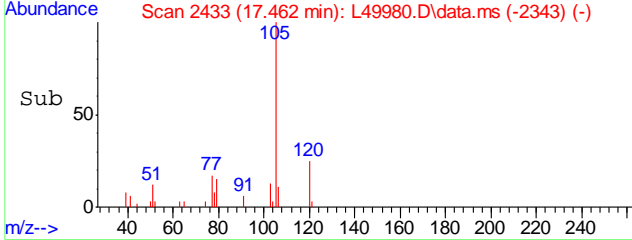
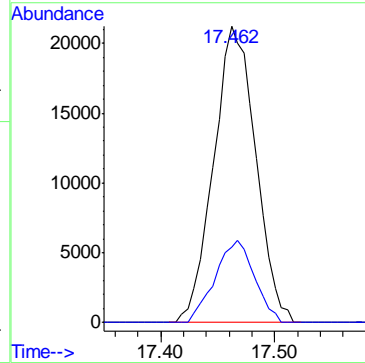
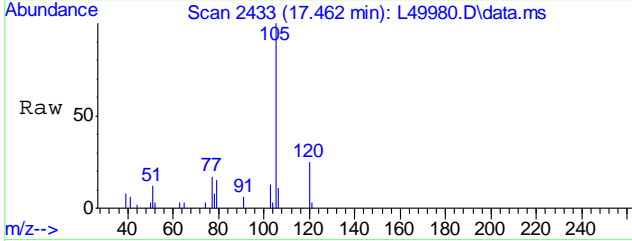
Tgt Ion: 106 Resp: 45895  
Ion Ratio Lower Upper  
106 100  
91 248.5 202.1 242.1#





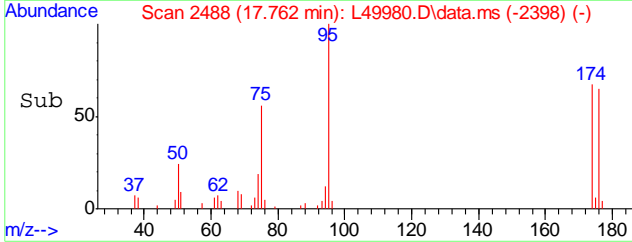
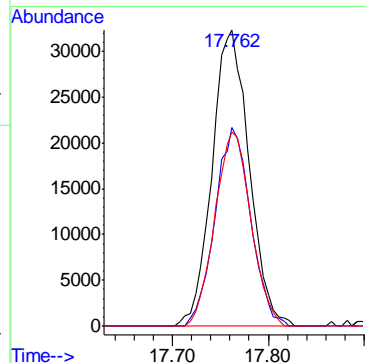
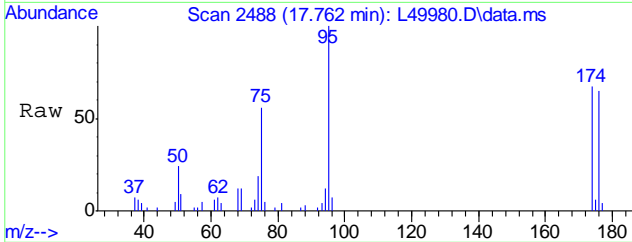
#73  
Isopropylbenzene  
Concen: 4.04 ug/Kg  
RT: 17.462 min Scan# 2433  
Delta R.T. -0.011 min  
Lab File: L49980.D  
Acq: 12 Jul 2016 4:43 pm

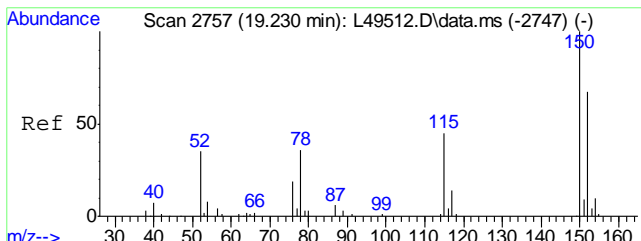
Tgt Ion	Resp	Lower	Upper
105	544209	100	
120	25.7	4.1	44.1



#74  
4-Bromofluorobenzene  
Concen: 19.09 ug/Kg  
RT: 17.762 min Scan# 2488  
Delta R.T. -0.011 min  
Lab File: L49980.D  
Acq: 12 Jul 2016 4:43 pm

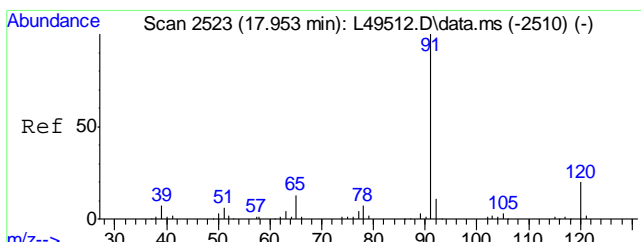
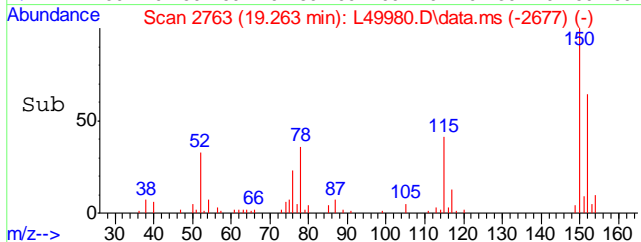
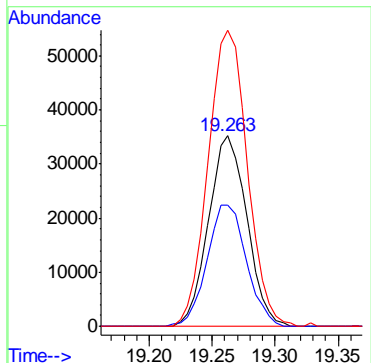
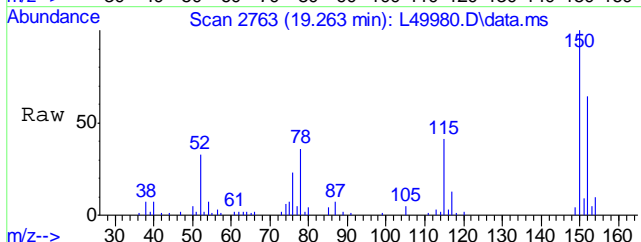
Tgt Ion	Resp	Lower	Upper
95	867456	100	
174	64.5	41.6	81.6
176	63.8	39.6	79.6





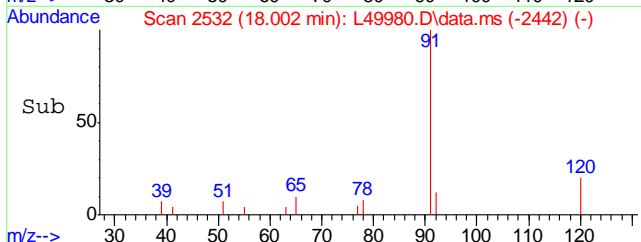
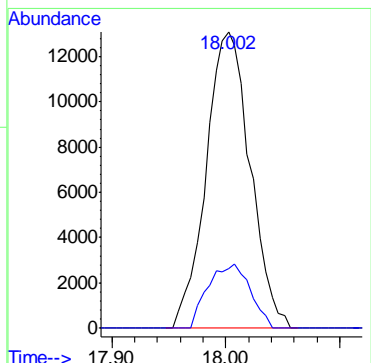
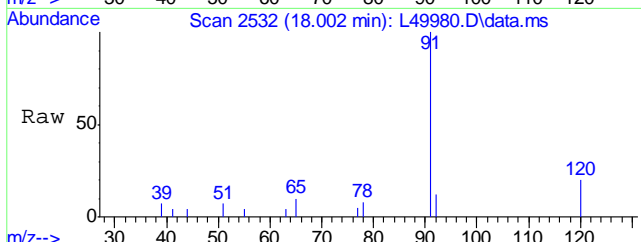
#77  
 1,4-Dichlorobenzene-d4  
 Concen: 20.00 ug/Kg  
 RT: 19.263 min Scan# 2763  
 Delta R.T. -0.030 min  
 Lab File: L49980.D  
 Acq: 12 Jul 2016 4:43 pm

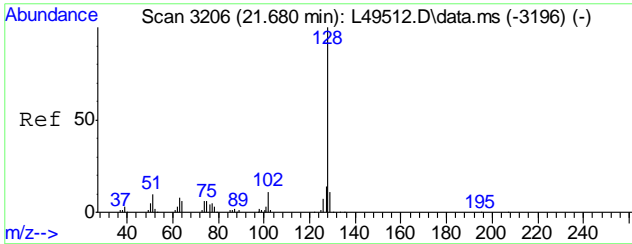
Tgt Ion	Resp	Lower	Upper
152	100		
115	65.2	48.8	88.8
150	158.5	174.3	214.3#



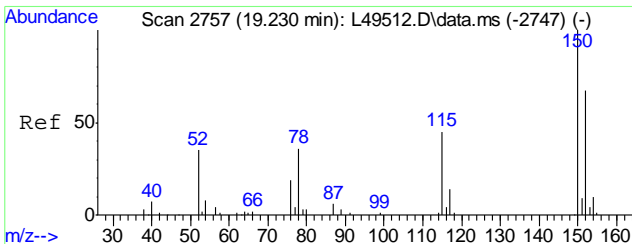
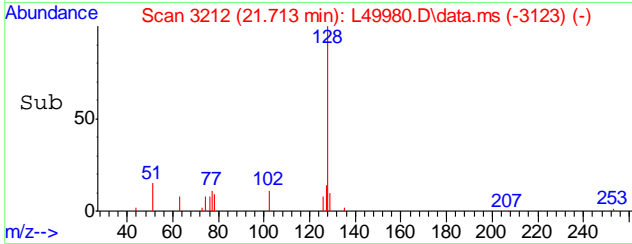
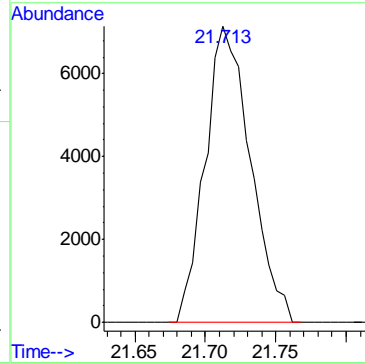
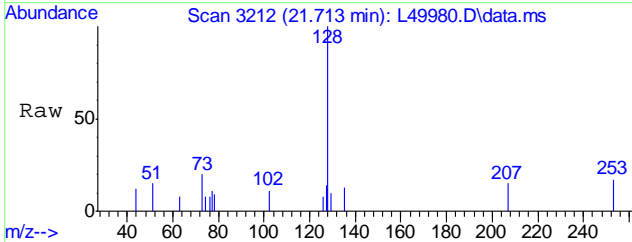
#79  
 n-Propylbenzene  
 Concen: 2.03 ug/Kg  
 RT: 18.002 min Scan# 2532  
 Delta R.T. -0.011 min  
 Lab File: L49980.D  
 Acq: 12 Jul 2016 4:43 pm

Tgt Ion	Resp	Lower	Upper
91	100		
120	20.6	0.0	39.7





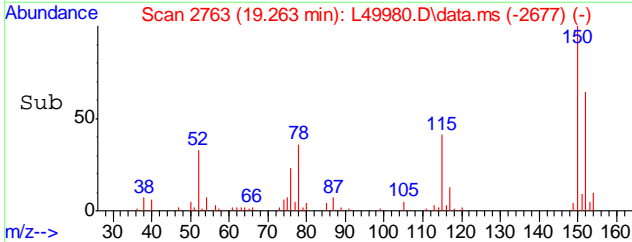
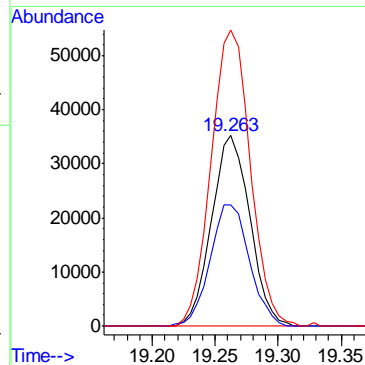
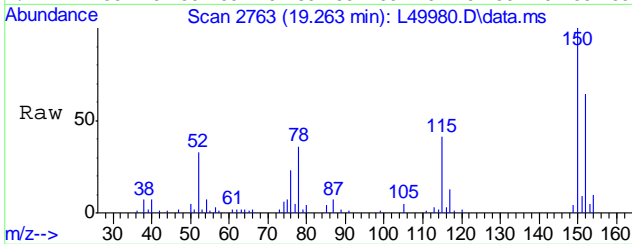
#97  
Naphthalene  
Concen: 1.42 ug/Kg  
RT: 21.713 min Scan# 3212  
Delta R.T. -0.016 min  
Lab File: L49980.D  
Acq: 12 Jul 2016 4:43 pm  
Tgt Ion:128 Resp: 159964



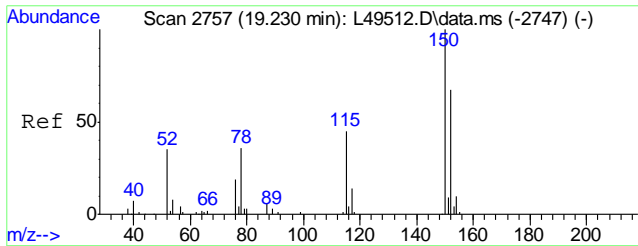
#99  
1,4-Dichlorobenzene-d4A  
Concen: 20.00 ug/Kg  
RT: 19.263 min Scan# 2763  
Delta R.T. -0.030 min  
Lab File: L49980.D  
Acq: 12 Jul 2016 4:43 pm

Tgt Ion:152 Resp: 743565

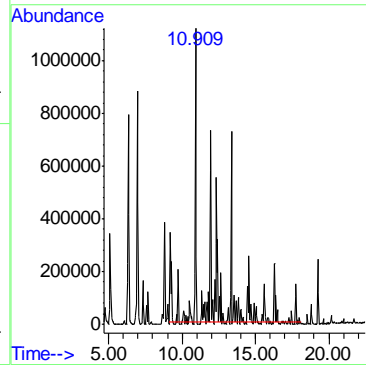
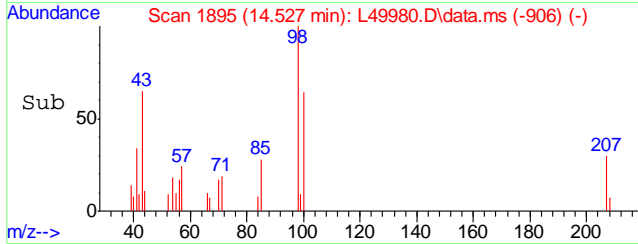
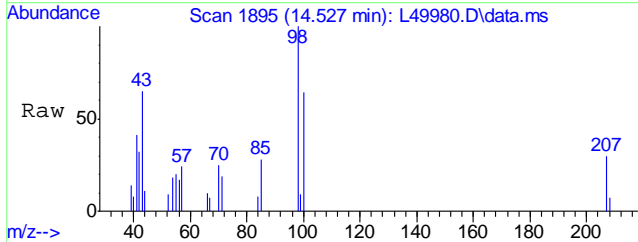
Ion	Ratio	Lower	Upper
152	100		
115	65.2	41.6	81.6
150	158.5	176.9	216.9#







#100  
TPH-GRO (C6-C10)  
Concen: 1117.79 ug/Kg m  
RT: 14.525 min Scan# 1895  
Delta R.T. 0.000 min  
Lab File: L49980.D  
Acq: 12 Jul 2016 4:43 pm  
Tgt Ion:TIC Resp:229594889



6.1.4  
6

## Quantitation Report (QT Reviewed)

Data Path : C:\msdchem\1\DATA\L160712\  
 Data File : L49988.D  
 Acq On : 12 Jul 2016 8:39 pm  
 Operator : johannat  
 Sample : C46435-7  
 Misc : MS1912,VL1499,5.77,,,,,1  
 ALS Vial : 21 Sample Multiplier: 1

Quant Time: Jul 13 11:18:36 2016  
 Quant Method : C:\msdchem\1\METHODS\VL1485S.M  
 Quant Title : EPA -8260B  
 QLast Update : Mon Jul 11 13:46:33 2016  
 Response via : Initial Calibration

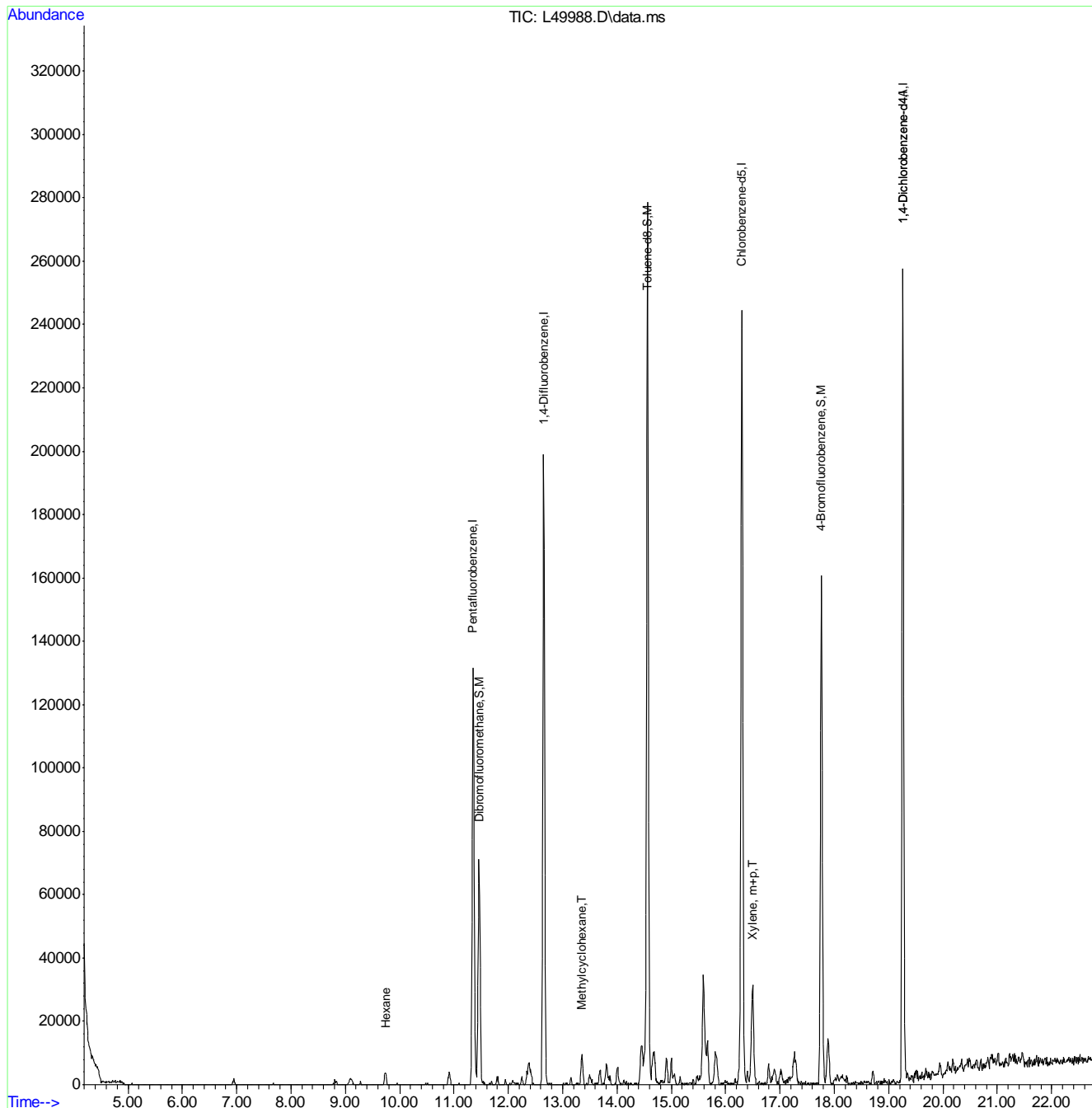
Compound	R.T.	QIon	Response	Conc	Units	Dev(Min)
Internal Standards						
1) Pentafluorobenzene	11.351	168	1186401	20.00	ug/Kg	0.00
40) 1,4-Difluorobenzene	12.655	114	2053361	20.00	ug/Kg	0.00
55) Chlorobenzene-d5	16.295	117	1756464	20.00	ug/Kg	-0.02
77) 1,4-Dichlorobenzene-d4	19.263	152	830575	20.00	ug/Kg	-0.03
99) 1,4-Dichlorobenzene-d4A	19.263	152	830575	20.00	ug/Kg	-0.03
System Monitoring Compounds						
36) Dibromofluoromethane	11.466	111	633667	17.84	ug/Kg	0.00
Spiked Amount	20.000	Range 72 - 140	Recovery =	89.20%		
56) Toluene-d8	14.565	98	2435693	19.63	ug/Kg	0.00
Spiked Amount	20.000	Range 87 - 113	Recovery =	98.15%		
74) 4-Bromofluorobenzene	17.762	95	939651	18.23	ug/Kg	-0.01
Spiked Amount	20.000	Range 81 - 115	Recovery =	91.15%		
Target Compounds						
24) Hexane	9.742	57	30073	0.80	ug/Kg	89
48) Methylcyclohexane	13.354	55	60691	1.26	ug/Kg	91
68) Xylene, m+p	16.497	106	91613	1.52	ug/Kg	95
100) TPH-GRO (C6-C10)	14.525	TIC	7367454m	Below Cal		

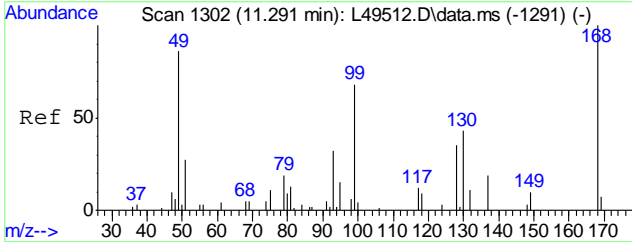
(#) = qualifier out of range (m) = manual integration (+) = signals summed

Quantitation Report (QT Reviewed)

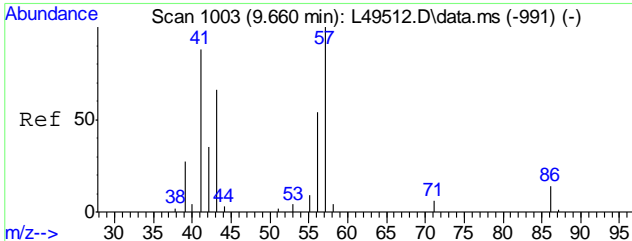
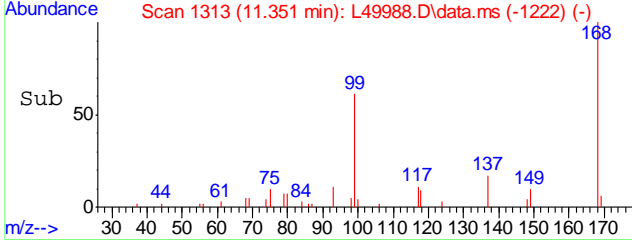
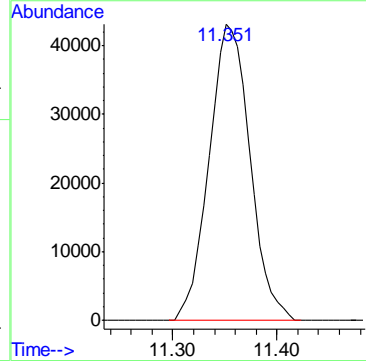
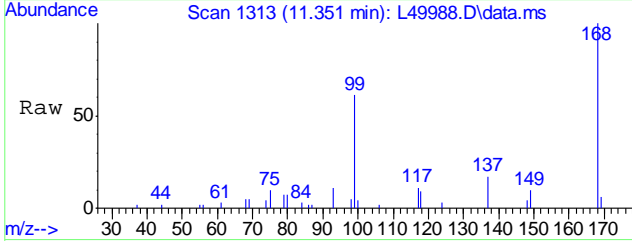
Data Path : C:\msdchem\1\DATA\L160712\  
Data File : L49988.D  
Acq On : 12 Jul 2016 8:39 pm  
Operator : johannat  
Sample : C46435-7  
Misc : MS1912,VL1499,5.77,,,,,1  
ALS Vial : 21 Sample Multiplier: 1

Quant Time: Jul 13 11:18:36 2016  
Quant Method : C:\msdchem\1\METHODS\VL1485S.M  
Quant Title : EPA -8260B  
QLast Update : Mon Jul 11 13:46:33 2016  
Response via : Initial Calibration

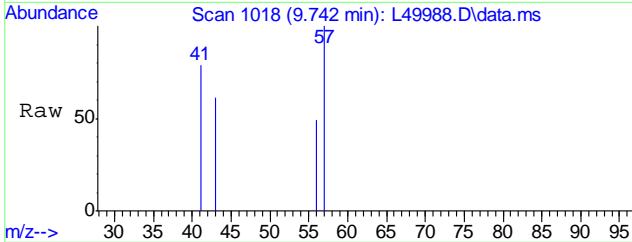




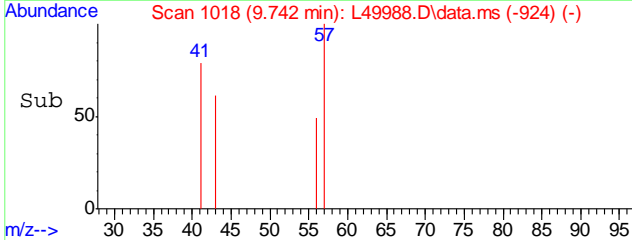
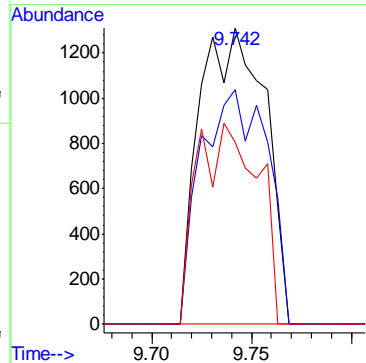
#1  
 Pentafluorobenzene  
 Concen: 20.00 ug/Kg  
 RT: 11.351 min Scan# 1313  
 Delta R.T. -0.005 min  
 Lab File: L49988.D  
 Acq: 12 Jul 2016 8:39 pm  
 Tgt Ion:168 Resp: 1186401

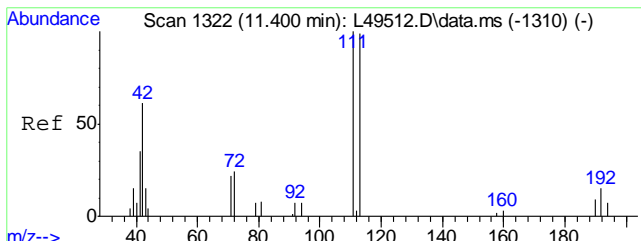


#24  
 Hexane  
 Concen: 0.80 ug/Kg  
 RT: 9.742 min Scan# 1018  
 Delta R.T. 0.011 min  
 Lab File: L49988.D  
 Acq: 12 Jul 2016 8:39 pm  
 Tgt Ion: 57 Resp: 30073



Ion	Ratio	Lower	Upper
57	100		
41	79.8	73.8	110.8
43	63.4	56.6	84.8

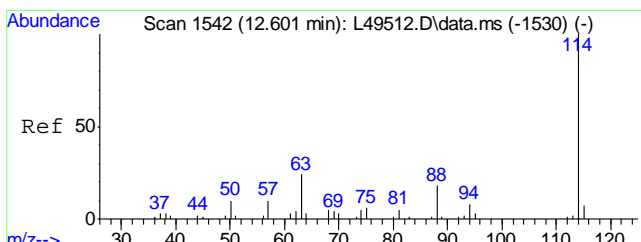
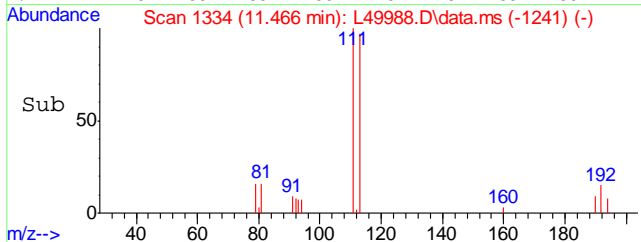
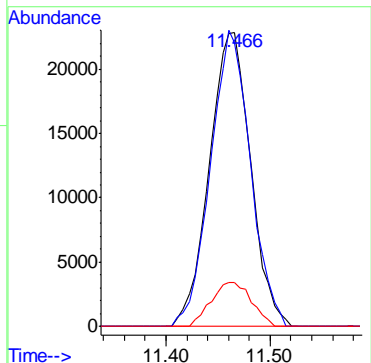
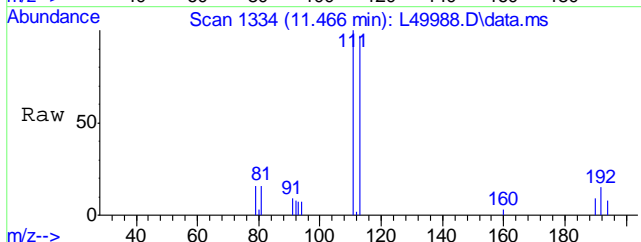




#36  
 Dibromofluoromethane  
 Concen: 17.84 ug/Kg  
 RT: 11.466 min Scan# 1334  
 Delta R.T. 0.006 min  
 Lab File: L49988.D  
 Acq: 12 Jul 2016 8:39 pm

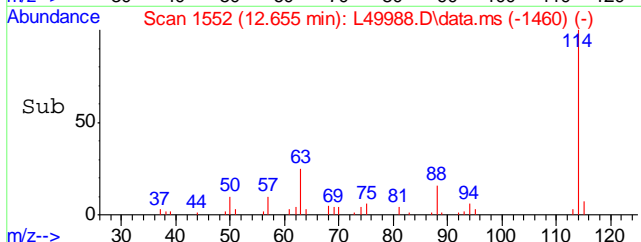
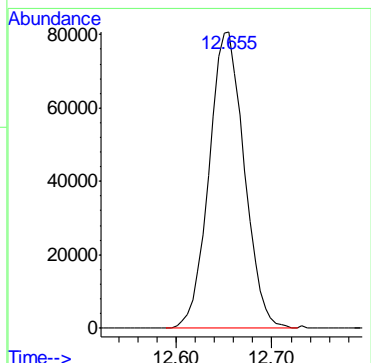
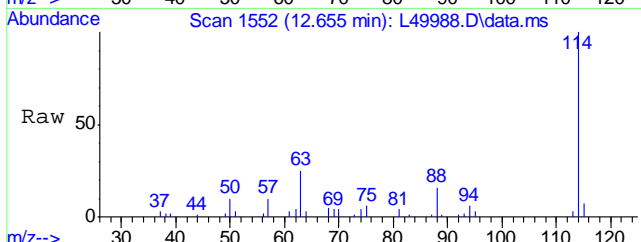
Tgt Ion: 111 Resp: 633667

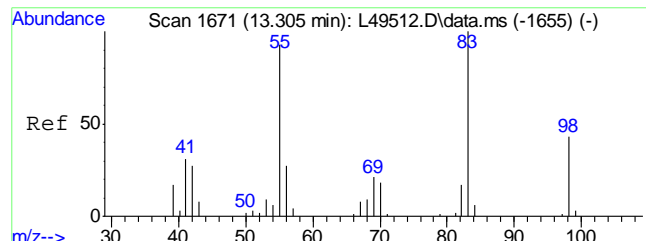
Ion	Ratio	Lower	Upper
111	100		
113	97.3	78.6	118.6
192	14.7	0.0	34.1



#40  
 1,4-Difluorobenzene  
 Concen: 20.00 ug/Kg  
 RT: 12.655 min Scan# 1552  
 Delta R.T. 0.001 min  
 Lab File: L49988.D  
 Acq: 12 Jul 2016 8:39 pm

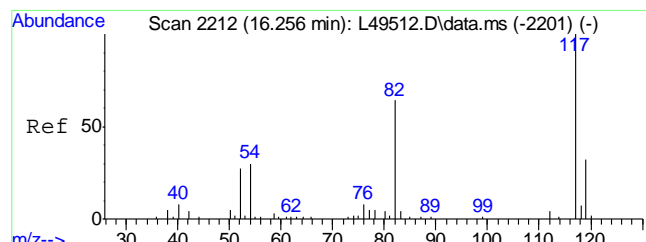
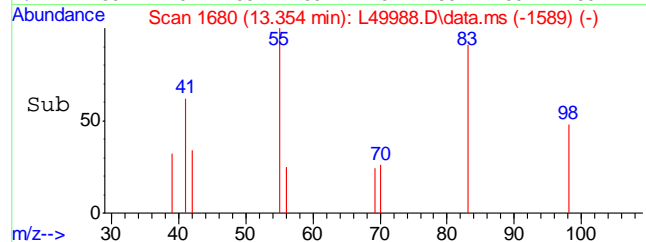
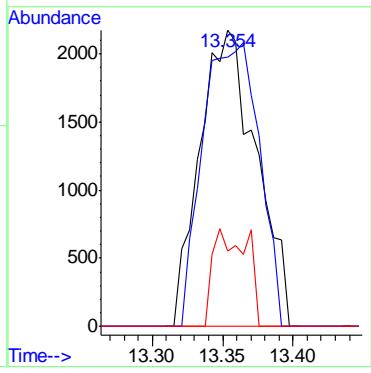
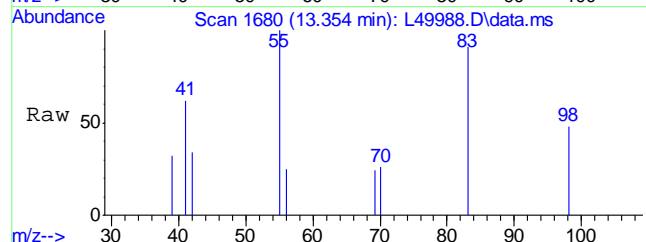
Tgt Ion: 114 Resp: 2053361





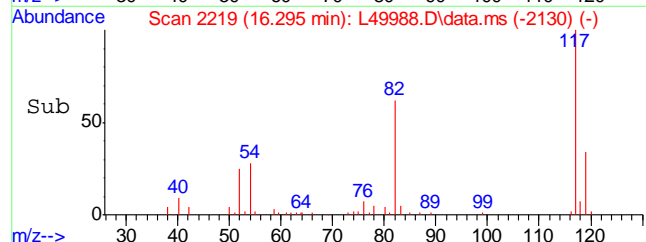
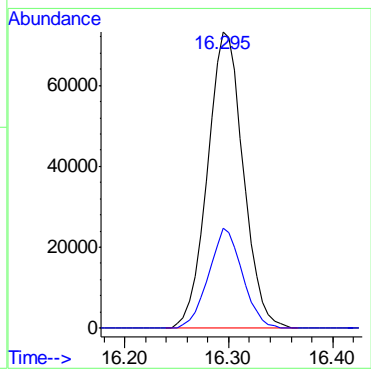
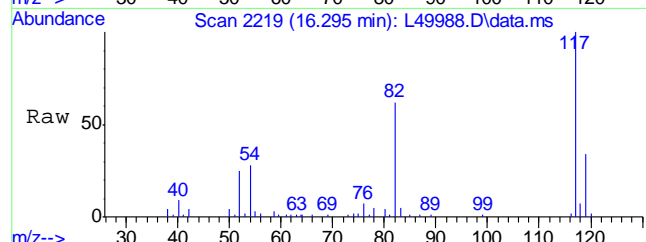
#48  
Methylcyclohexane  
Concen: 1.26 ug/Kg  
RT: 13.354 min Scan# 1680  
Delta R.T. -0.005 min  
Lab File: L49988.D  
Acq: 12 Jul 2016 8:39 pm

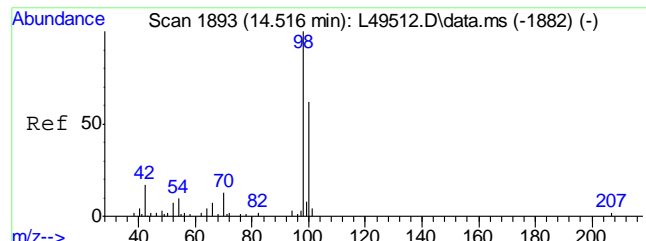
Tgt Ion	Resp	Lower	Upper
55	60691		
83	96.0	80.6	120.6
56	19.6	11.5	51.5



#55  
Chlorobenzene-d5  
Concen: 20.00 ug/Kg  
RT: 16.295 min Scan# 2219  
Delta R.T. -0.016 min  
Lab File: L49988.D  
Acq: 12 Jul 2016 8:39 pm

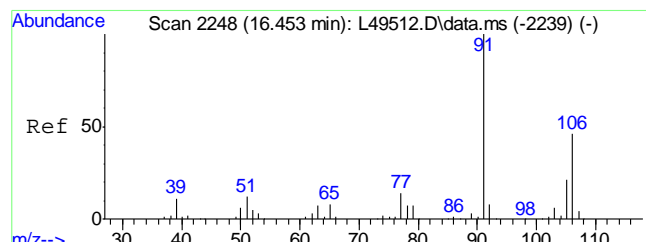
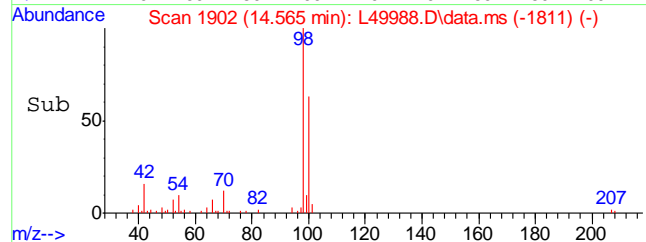
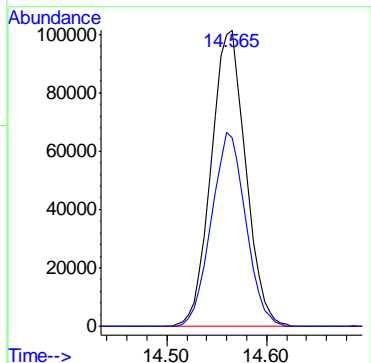
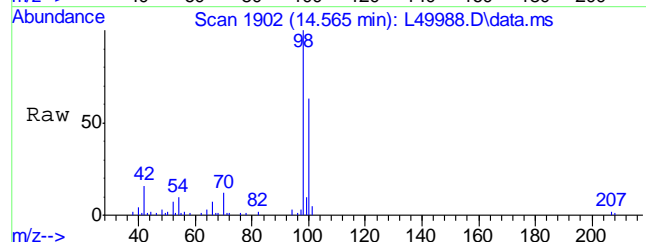
Tgt Ion	Resp	Lower	Upper
117	1756464		
119	31.8	10.2	50.2





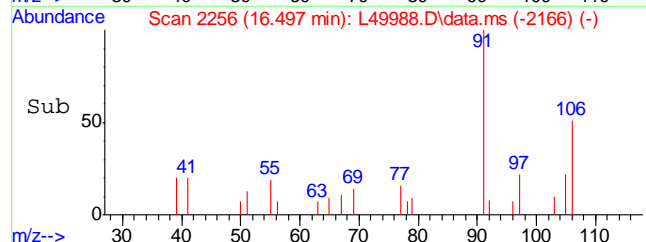
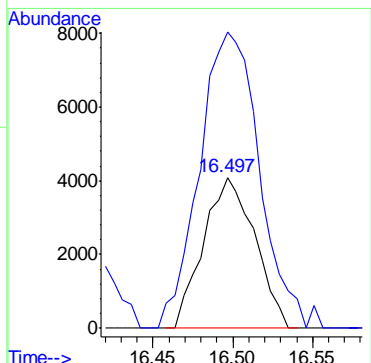
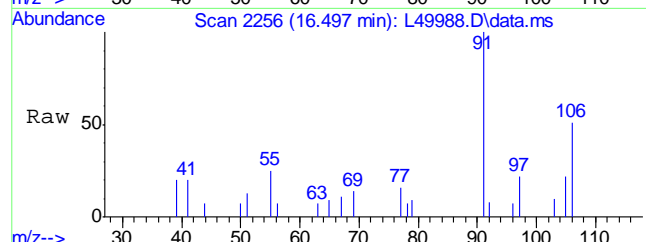
#56  
Toluene-d8  
Concen: 19.63 ug/Kg  
RT: 14.565 min Scan# 1902  
Delta R.T. -0.005 min  
Lab File: L49988.D  
Acq: 12 Jul 2016 8:39 pm

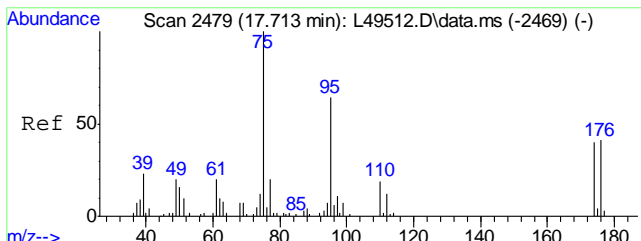
Tgt Ion: 98 Resp: 2435693  
Ion Ratio Lower Upper  
98 100  
100 65.0 45.2 85.2



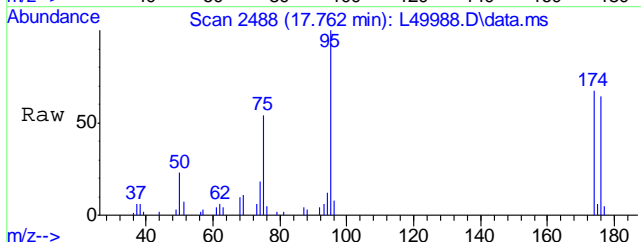
#68  
Xylene, m+p  
Concen: 1.52 ug/Kg  
RT: 16.497 min Scan# 2256  
Delta R.T. -0.010 min  
Lab File: L49988.D  
Acq: 12 Jul 2016 8:39 pm

Tgt Ion: 106 Resp: 91613  
Ion Ratio Lower Upper  
106 100  
91 230.1 202.1 242.1



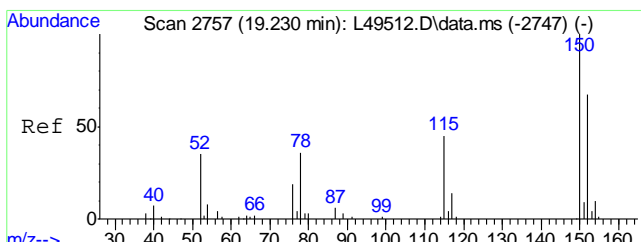
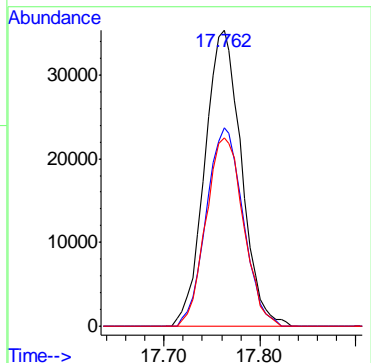
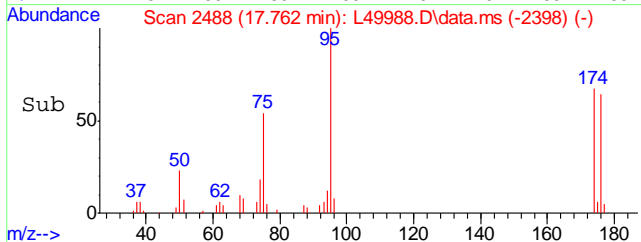


#74  
 4-Bromofluorobenzene  
 Concen: 18.23 ug/Kg  
 RT: 17.762 min Scan# 2488  
 Delta R.T. -0.010 min  
 Lab File: L49988.D  
 Acq: 12 Jul 2016 8:39 pm

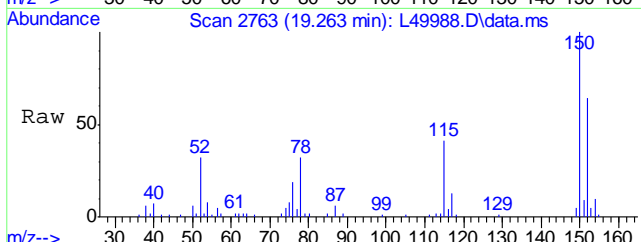


Tgt Ion: 95 Resp: 939651

Ion	Ratio	Lower	Upper
95	100		
174	67.4	41.6	81.6
176	65.0	39.6	79.6

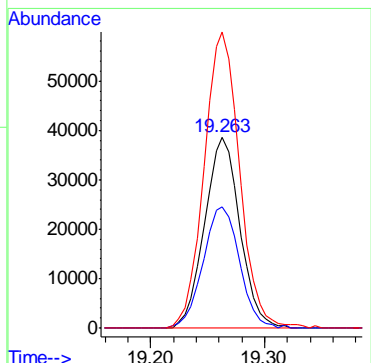
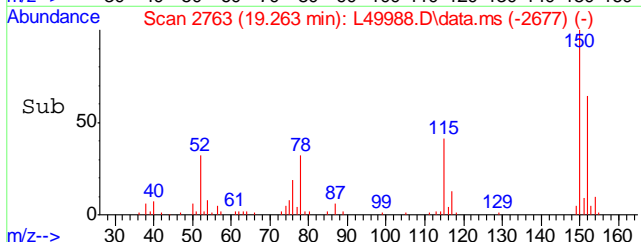


#77  
 1,4-Dichlorobenzene-d4  
 Concen: 20.00 ug/Kg  
 RT: 19.263 min Scan# 2763  
 Delta R.T. -0.030 min  
 Lab File: L49988.D  
 Acq: 12 Jul 2016 8:39 pm

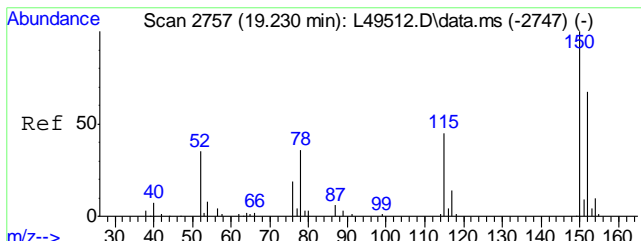


Tgt Ion: 152 Resp: 830575

Ion	Ratio	Lower	Upper
152	100		
115	65.8	48.8	88.8
150	156.4	174.3	214.3#

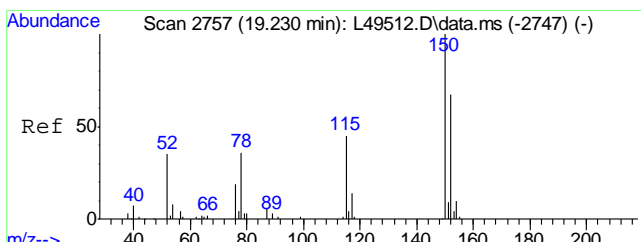
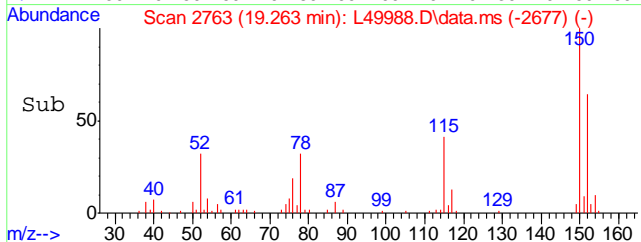
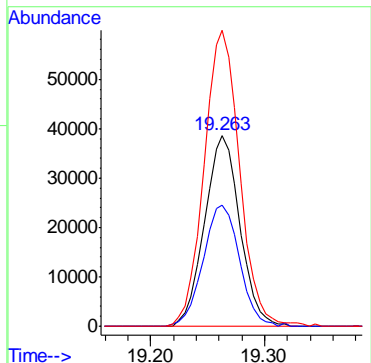
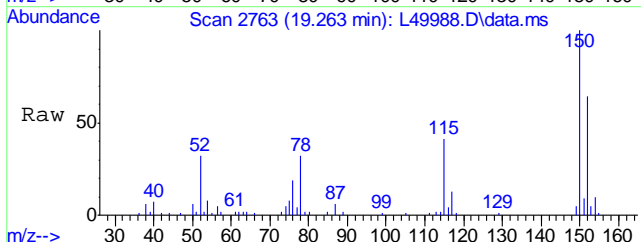






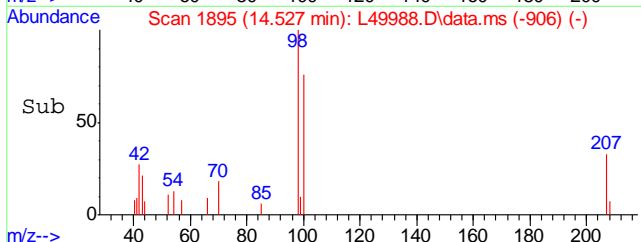
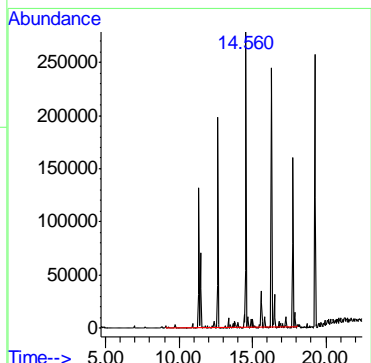
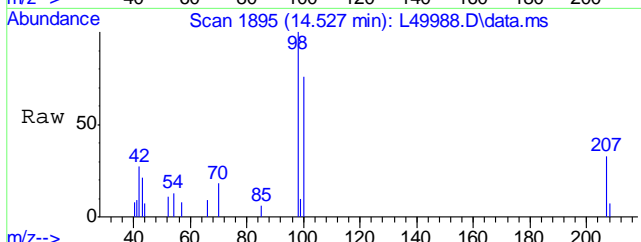
#99  
 1,4-Dichlorobenzene-d4A  
 Concen: 20.00 ug/Kg  
 RT: 19.263 min Scan# 2763  
 Delta R.T. -0.030 min  
 Lab File: L49988.D  
 Acq: 12 Jul 2016 8:39 pm

Tgt Ion	Resp	Lower	Upper
152	100		
115	65.8	41.6	81.6
150	156.4	176.9	216.9#



#100  
 TPH-GRO (C6-C10)  
 Concen: Below Cal m  
 RT: 14.525 min Scan# 1895  
 Delta R.T. 0.000 min  
 Lab File: L49988.D  
 Acq: 12 Jul 2016 8:39 pm

Tgt Ion:TIC Resp: 7367454



Quantitation Report (QT Reviewed)

Data Path : C:\msdchem\1\DATA\L160711\  
Data File : L49961.D  
Acq On : 11 Jul 2016 8:43 pm  
Operator : johannat  
Sample : C46435-8  
Misc : MS1912,VL1498,5.77,,,,,1  
ALS Vial : 21 Sample Multiplier: 1

Quant Time: Jul 12 09:29:44 2016  
Quant Method : C:\msdchem\1\METHODS\VL1485S.M  
Quant Title : EPA -8260B  
QLast Update : Mon Jul 11 13:46:33 2016  
Response via : Initial Calibration

Compound	R.T.	QIon	Response	Conc	Units	Dev(Min)	
Internal Standards							
1) Pentafluorobenzene	11.351	168	811973	20.00	ug/Kg	0.00	
40) 1,4-Difluorobenzene	12.650	114	1405340	20.00	ug/Kg	0.00	
55) Chlorobenzene-d5	16.294	117	1223799	20.00	ug/Kg	-0.02	
77) 1,4-Dichlorobenzene-d4	19.257	152	574021	20.00	ug/Kg	-0.04	
99) 1,4-Dichlorobenzene-d4A	19.257	152	574021	20.00	ug/Kg	-0.04	
System Monitoring Compounds							
36) Dibromofluoromethane	11.460	111	487565	20.06	ug/Kg	0.00	
Spiked Amount	20.000	Range 72 - 140	Recovery	=	100.30%		
56) Toluene-d8	14.559	98	1645436	19.04	ug/Kg	-0.01	
Spiked Amount	20.000	Range 87 - 113	Recovery	=	95.20%		
74) 4-Bromofluorobenzene	17.757	95	690527	19.22	ug/Kg	-0.02	
Spiked Amount	20.000	Range 81 - 115	Recovery	=	96.10%		
Target Compounds							
100) TPH-GRO (C6-C10)	14.525	TIC	-599957m	Below Cal			Qvalue

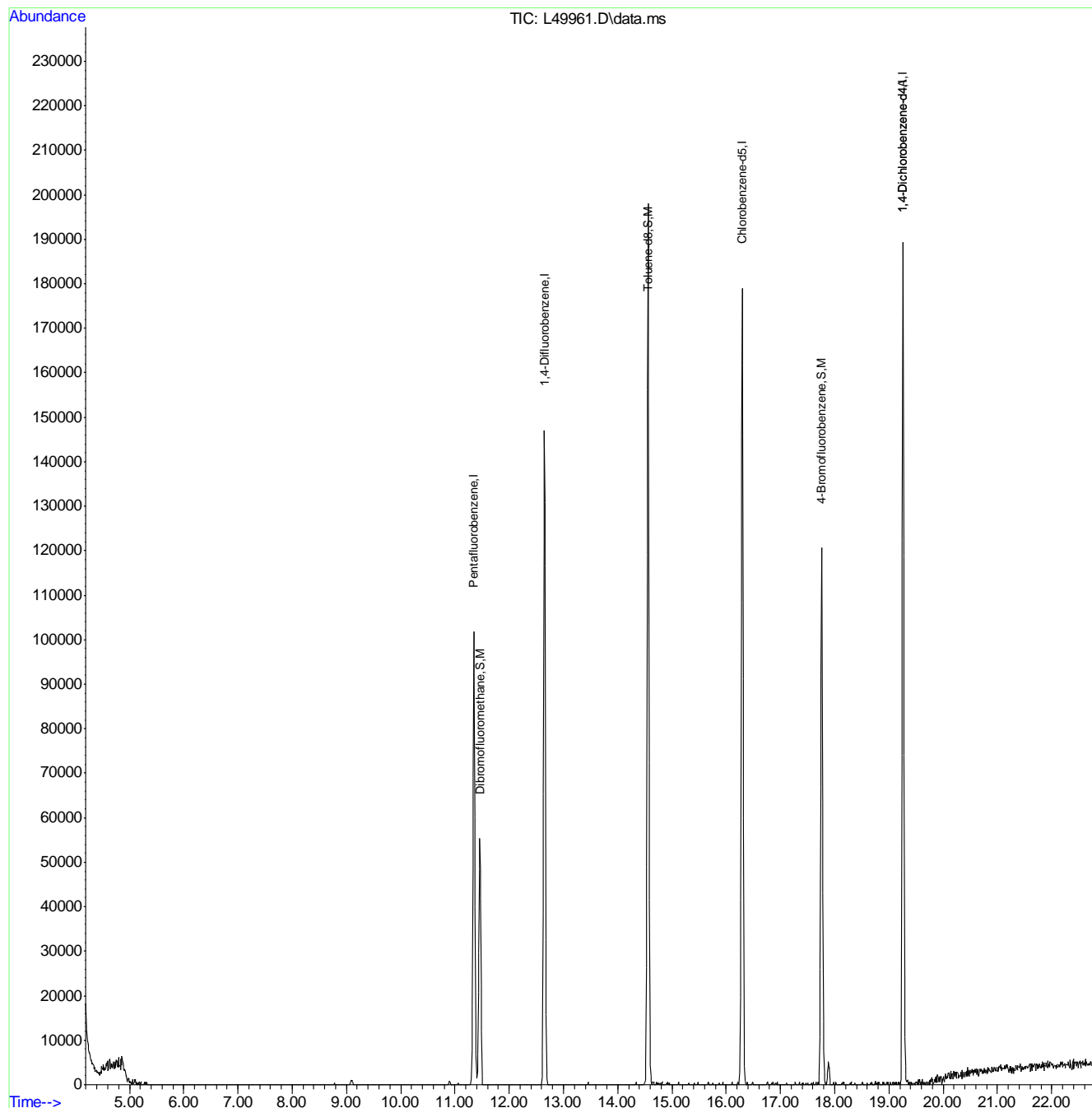
(#) = qualifier out of range (m) = manual integration (+) = signals summed

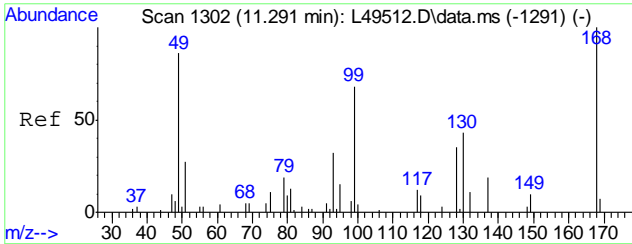
6.1.6  
6

Quantitation Report (QT Reviewed)

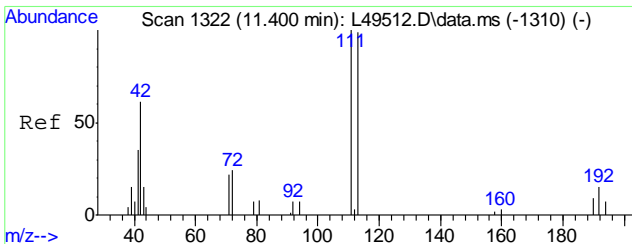
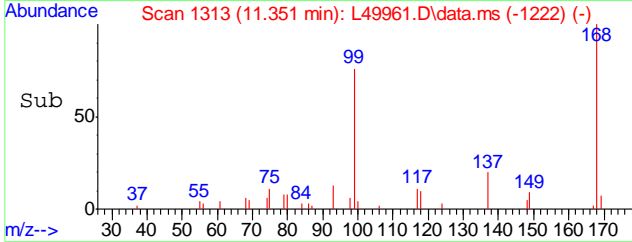
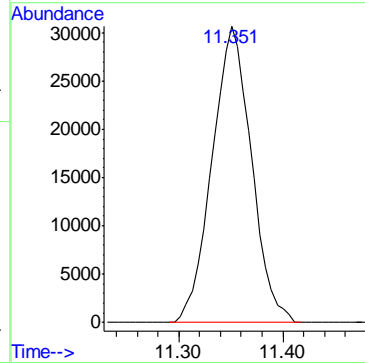
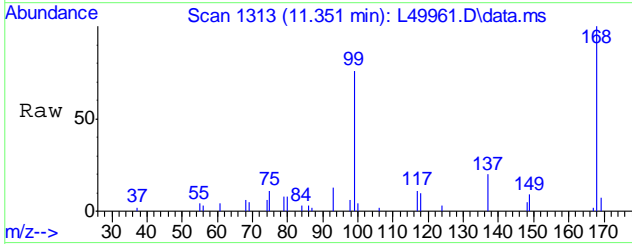
Data Path : C:\msdchem\1\DATA\L160711\  
 Data File : L49961.D  
 Acq On : 11 Jul 2016 8:43 pm  
 Operator : johannat  
 Sample : C46435-8  
 Misc : MS1912,VL1498,5.77,,,,,1  
 ALS Vial : 21 Sample Multiplier: 1

Quant Time: Jul 12 09:29:44 2016  
 Quant Method : C:\msdchem\1\METHODS\VL1485S.M  
 Quant Title : EPA -8260B  
 QLast Update : Mon Jul 11 13:46:33 2016  
 Response via : Initial Calibration



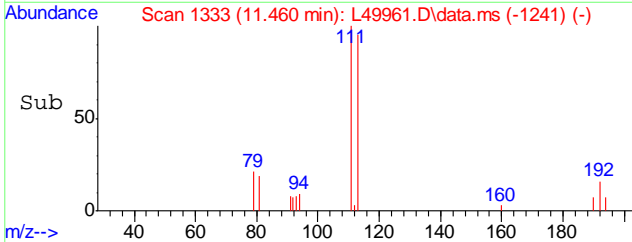
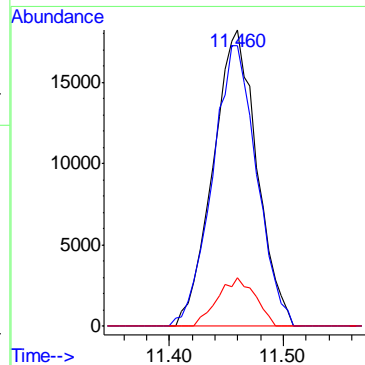
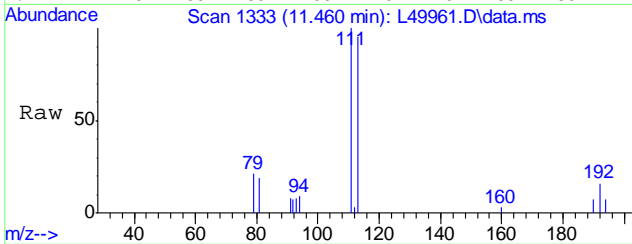


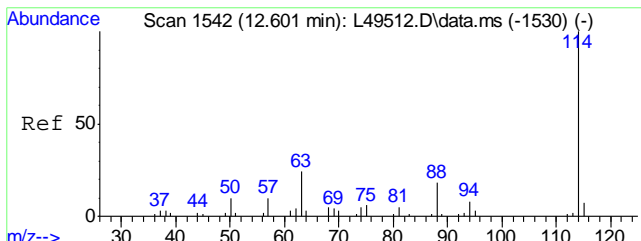
#1  
 Pentafluorobenzene  
 Concen: 20.00 ug/Kg  
 RT: 11.351 min Scan# 1313  
 Delta R.T. -0.005 min  
 Lab File: L49961.D  
 Acq: 11 Jul 2016 8:43 pm  
 Tgt Ion:168 Resp: 811973



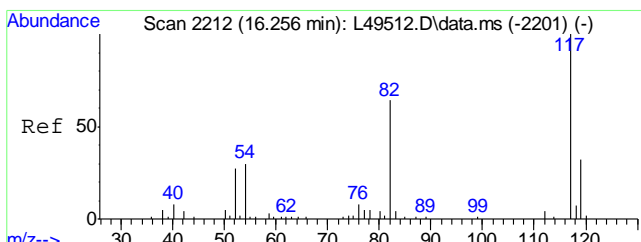
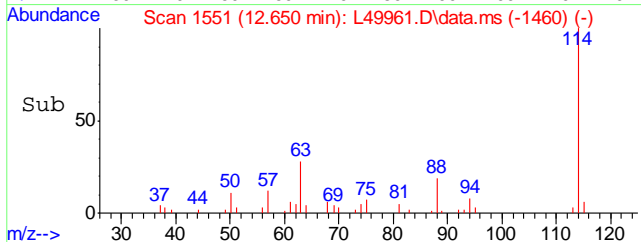
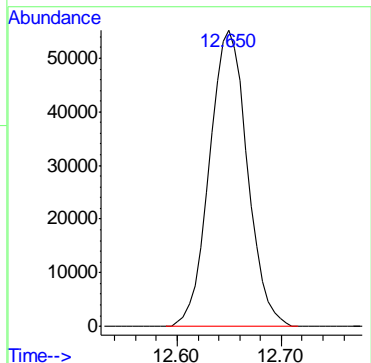
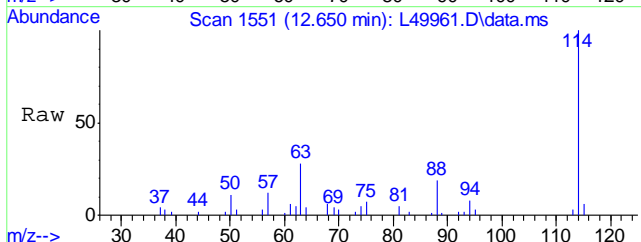
#36  
 Dibromofluoromethane  
 Concen: 20.06 ug/Kg  
 RT: 11.460 min Scan# 1333  
 Delta R.T. 0.000 min  
 Lab File: L49961.D  
 Acq: 11 Jul 2016 8:43 pm

Tgt Ion:111 Resp: 487565  
 Ion Ratio Lower Upper  
 111 100  
 113 95.4 78.6 118.6  
 192 14.0 0.0 34.1

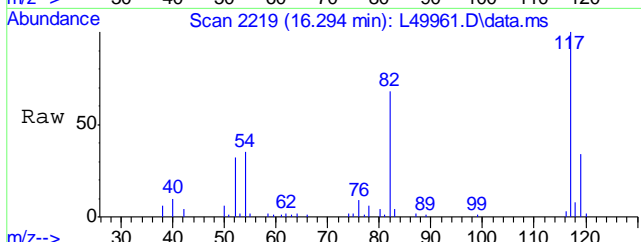




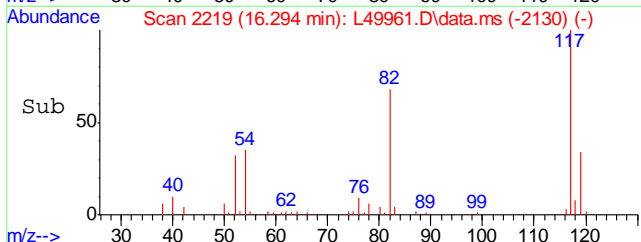
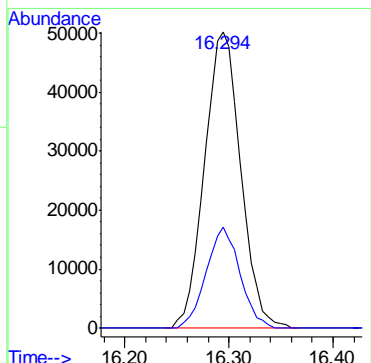
#40  
 1,4-Difluorobenzene  
 Concen: 20.00 ug/Kg  
 RT: 12.650 min Scan# 1551  
 Delta R.T. -0.005 min  
 Lab File: L49961.D  
 Acq: 11 Jul 2016 8:43 pm  
 Tgt Ion:114 Resp: 1405340

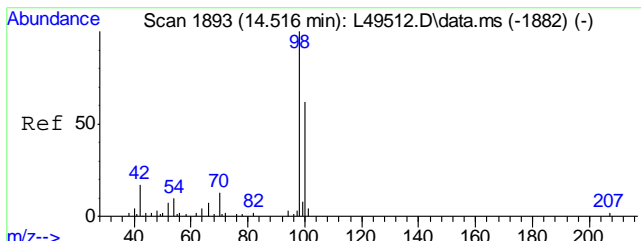


#55  
 Chlorobenzene-d5  
 Concen: 20.00 ug/Kg  
 RT: 16.294 min Scan# 2219  
 Delta R.T. -0.016 min  
 Lab File: L49961.D  
 Acq: 11 Jul 2016 8:43 pm  
 Tgt Ion:117 Resp: 1223799



Ion	Ratio	Lower	Upper
117	100		
119	31.7	10.2	50.2

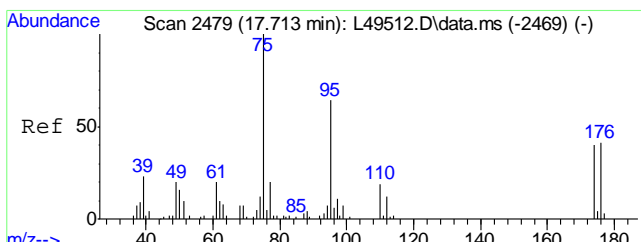
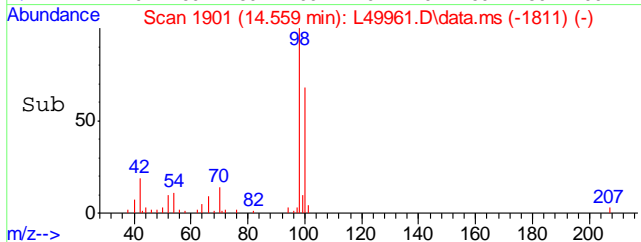
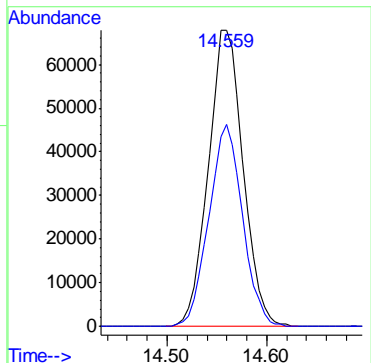
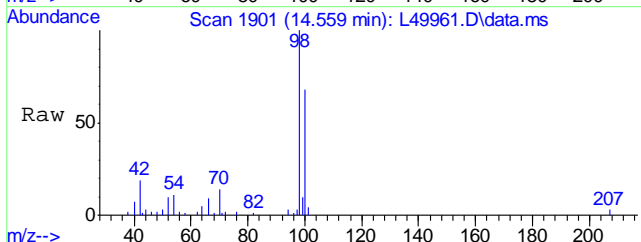




#56  
Toluene-d8  
Concen: 19.04 ug/Kg  
RT: 14.559 min Scan# 1901  
Delta R.T. -0.011 min  
Lab File: L49961.D  
Acq: 11 Jul 2016 8:43 pm

Tgt Ion: 98 Resp: 1645436

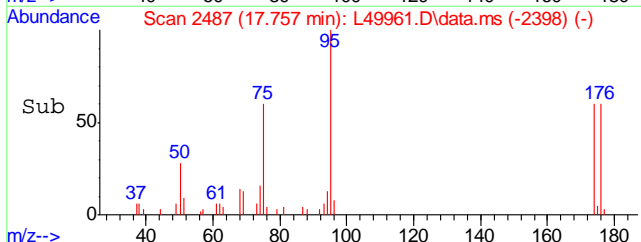
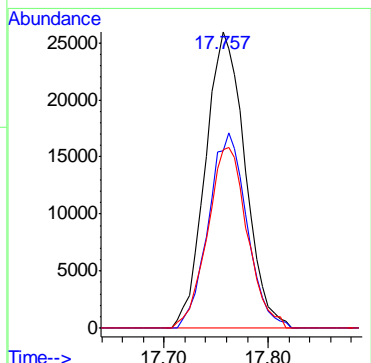
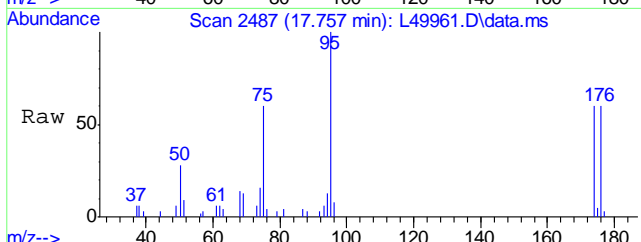
Ion	Ratio	Lower	Upper
98	100		
100	65.8	45.2	85.2

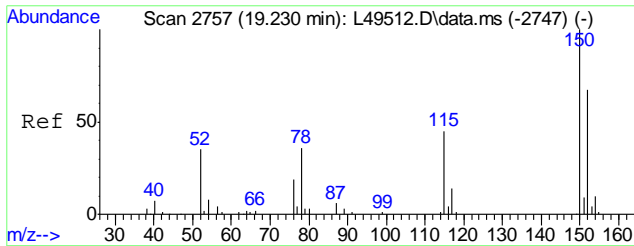


#74  
4-Bromofluorobenzene  
Concen: 19.22 ug/Kg  
RT: 17.757 min Scan# 2487  
Delta R.T. -0.016 min  
Lab File: L49961.D  
Acq: 11 Jul 2016 8:43 pm

Tgt Ion: 95 Resp: 690527

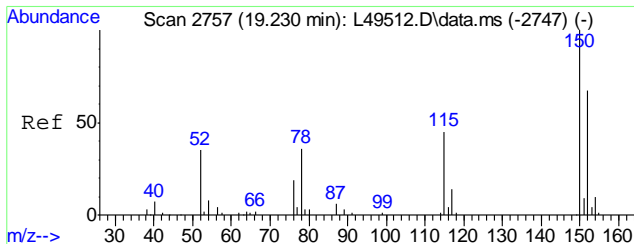
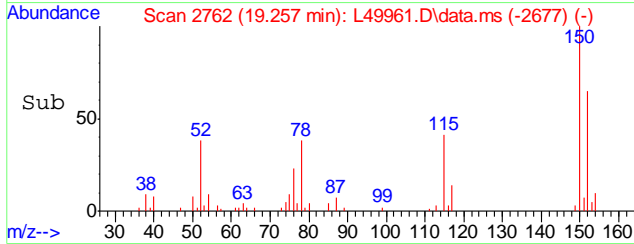
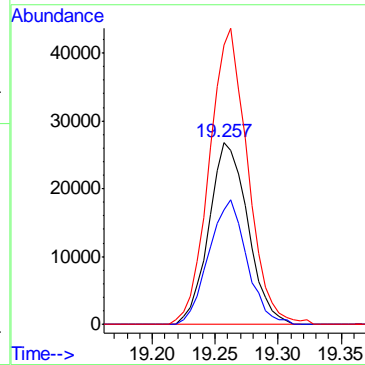
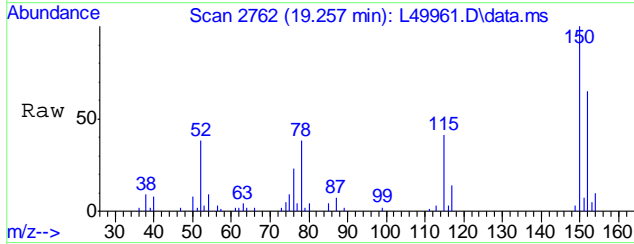
Ion	Ratio	Lower	Upper
95	100		
174	64.1	41.6	81.6
176	61.3	39.6	79.6





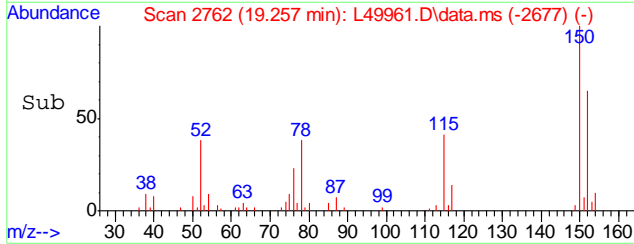
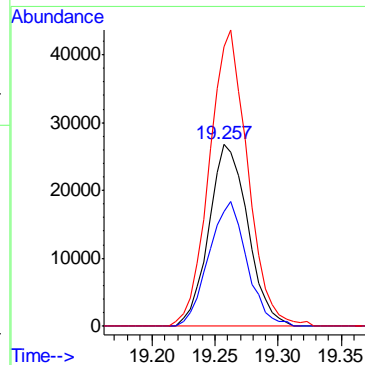
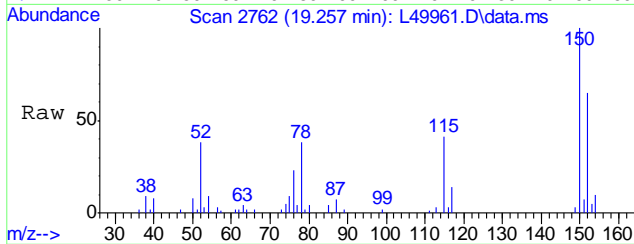
#77  
 1,4-Dichlorobenzene-d4  
 Concen: 20.00 ug/Kg  
 RT: 19.257 min Scan# 2762  
 Delta R.T. -0.035 min  
 Lab File: L49961.D  
 Acq: 11 Jul 2016 8:43 pm

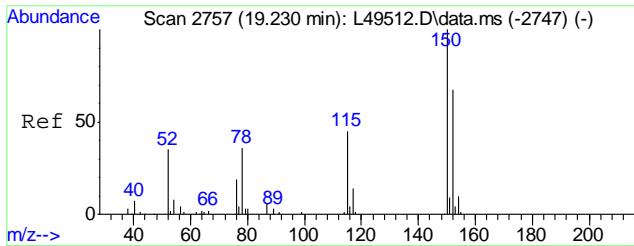
Tgt Ion	Resp	Lower	Upper
152	100		
115	66.9	48.8	88.8
150	160.4	174.3	214.3#



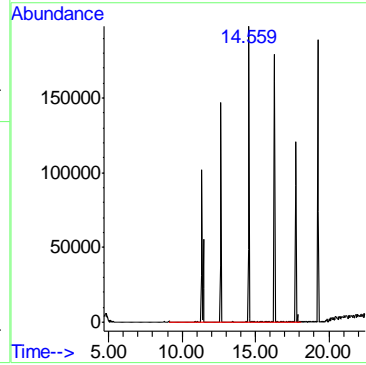
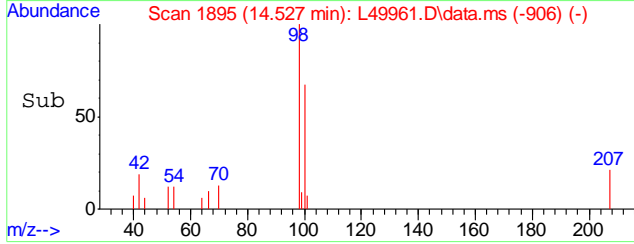
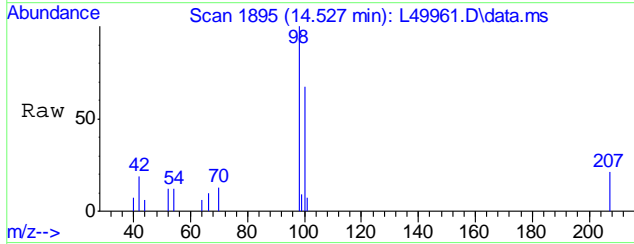
#99  
 1,4-Dichlorobenzene-d4A  
 Concen: 20.00 ug/Kg  
 RT: 19.257 min Scan# 2762  
 Delta R.T. -0.035 min  
 Lab File: L49961.D  
 Acq: 11 Jul 2016 8:43 pm

Tgt Ion	Resp	Lower	Upper
152	100		
115	66.9	41.6	81.6
150	160.4	176.9	216.9#





#100  
TPH-GRO (C6-C10)  
Concen: Below Cal m  
RT: 14.525 min Scan# 1895  
Delta R.T. 0.000 min  
Lab File: L49961.D  
Acq: 11 Jul 2016 8:43 pm  
Tgt Ion:TIC Resp: -599957





Quantitation Report (QT Reviewed)

Data Path : C:\msdchem\1\DATA\L160711\  
 Data File : L49962.D  
 Acq On : 11 Jul 2016 9:13 pm  
 Operator : johannat  
 Sample : C46435-9  
 Misc : MS1912,VL1498,5.31,,,,,1  
 ALS Vial : 22 Sample Multiplier: 1

Quant Time: Jul 12 09:29:57 2016  
 Quant Method : C:\msdchem\1\METHODS\VL1485S.M  
 Quant Title : EPA -8260B  
 QLast Update : Mon Jul 11 13:46:33 2016  
 Response via : Initial Calibration

Compound	R.T.	QIon	Response	Conc	Units	Dev(Min)
Internal Standards						
1) Pentafluorobenzene	11.346	168	857163	20.00	ug/Kg	-0.01
40) 1,4-Difluorobenzene	12.650	114	1447511	20.00	ug/Kg	0.00
55) Chlorobenzene-d5	16.295	117	1244719	20.00	ug/Kg	-0.02
77) 1,4-Dichlorobenzene-d4	19.263	152	608381	20.00	ug/Kg	-0.03
99) 1,4-Dichlorobenzene-d4A	19.263	152	608381	20.00	ug/Kg	-0.03
System Monitoring Compounds						
36) Dibromofluoromethane	11.455	111	507463	19.77	ug/Kg	0.00
Spiked Amount	20.000	Range	72 - 140	Recovery	=	98.85%
56) Toluene-d8	14.559	98	1697641	19.31	ug/Kg	-0.01
Spiked Amount	20.000	Range	87 - 113	Recovery	=	96.55%
74) 4-Bromofluorobenzene	17.757	95	716820	19.62	ug/Kg	-0.02
Spiked Amount	20.000	Range	81 - 115	Recovery	=	98.10%
Target Compounds						
100) TPH-GRO (C6-C10)	14.525	TIC	-219815m	Below Cal		Qvalue

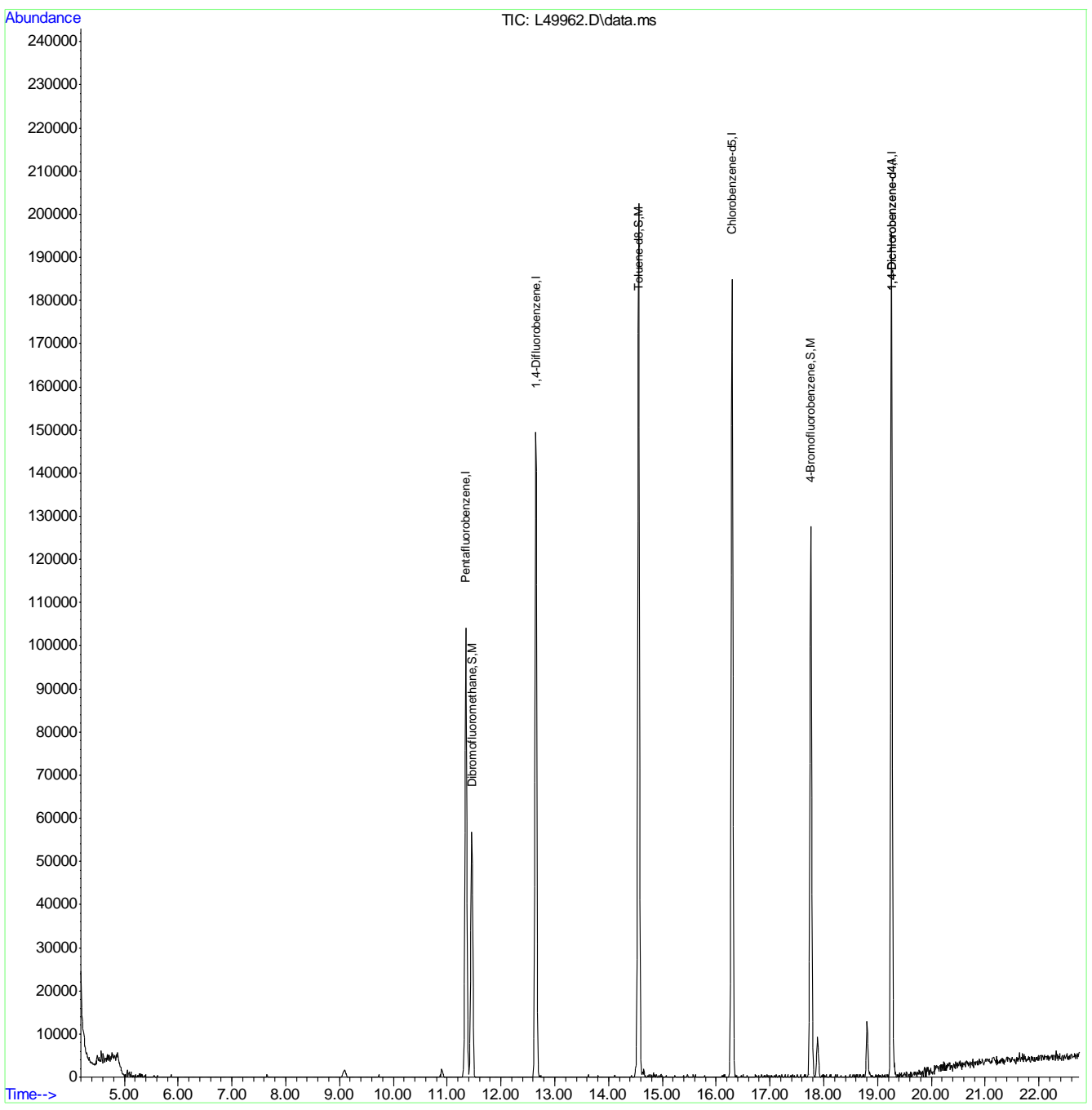
(#) = qualifier out of range (m) = manual integration (+) = signals summed

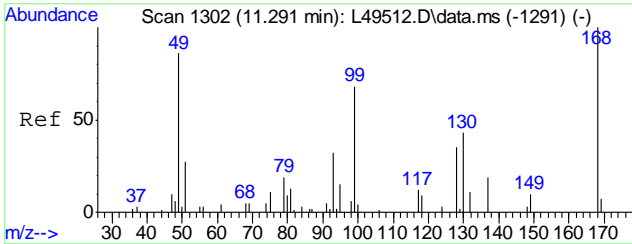
6.1.7  
6

Quantitation Report (QT Reviewed)

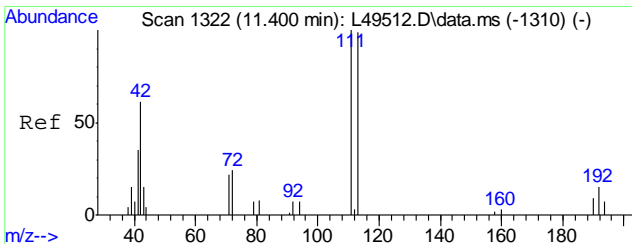
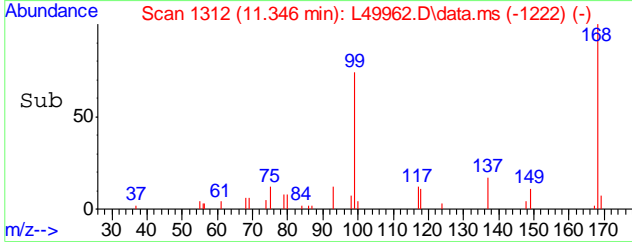
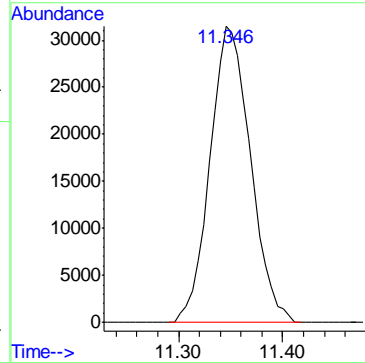
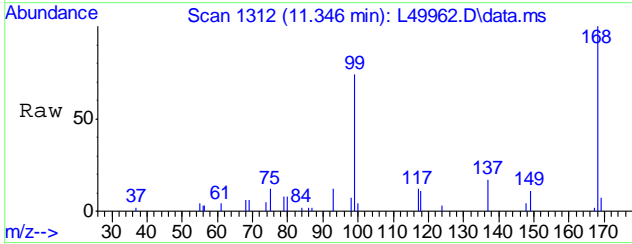
Data Path : C:\msdchem\1\DATA\L160711\  
Data File : L49962.D  
Acq On : 11 Jul 2016 9:13 pm  
Operator : johannat  
Sample : C46435-9  
Misc : MS1912,VL1498,5.31,,,,,1  
ALS Vial : 22 Sample Multiplier: 1

Quant Time: Jul 12 09:29:57 2016  
Quant Method : C:\msdchem\1\METHODS\VL1485S.M  
Quant Title : EPA -8260B  
QLast Update : Mon Jul 11 13:46:33 2016  
Response via : Initial Calibration



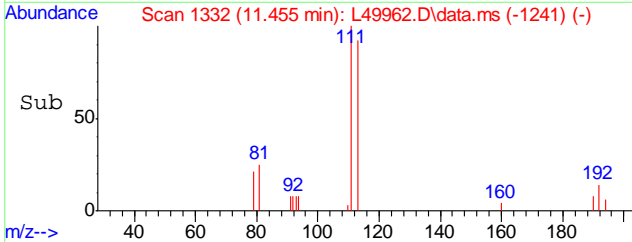
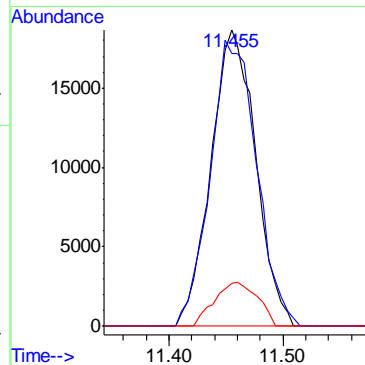
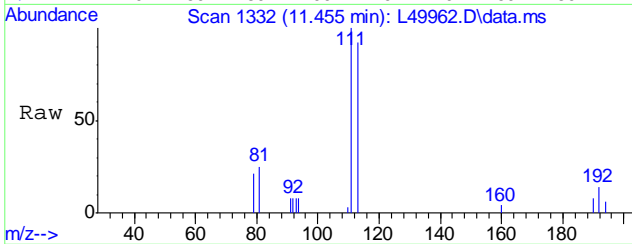


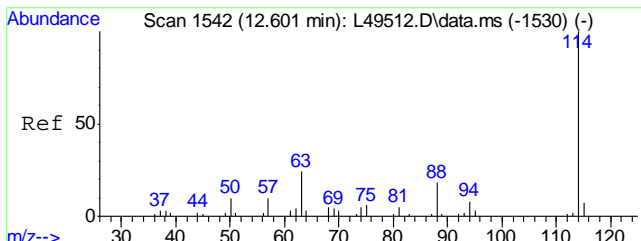
#1  
 Pentafluorobenzene  
 Concen: 20.00 ug/Kg  
 RT: 11.346 min Scan# 1312  
 Delta R.T. -0.010 min  
 Lab File: L49962.D  
 Acq: 11 Jul 2016 9:13 pm  
 Tgt Ion:168 Resp: 857163



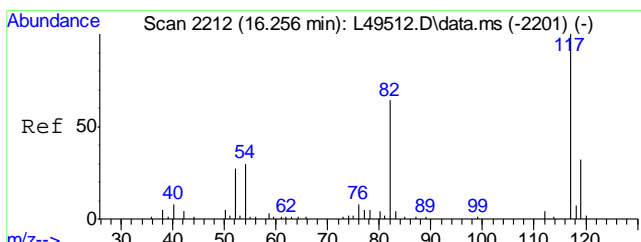
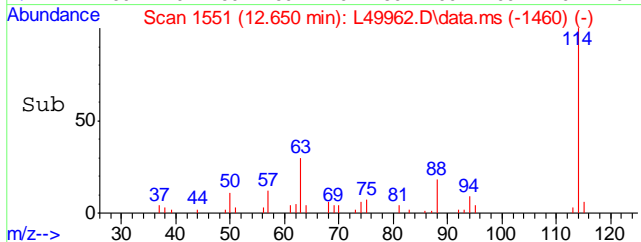
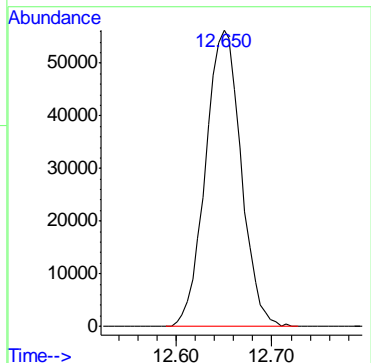
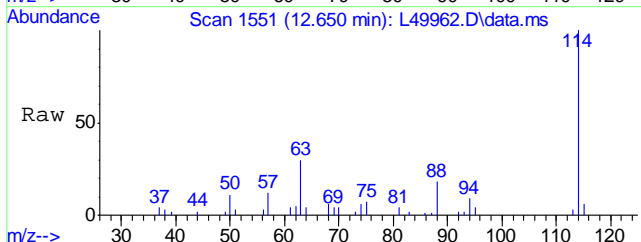
#36  
 Dibromofluoromethane  
 Concen: 19.77 ug/Kg  
 RT: 11.455 min Scan# 1332  
 Delta R.T. -0.005 min  
 Lab File: L49962.D  
 Acq: 11 Jul 2016 9:13 pm

Tgt Ion:111 Resp: 507463  
 Ion Ratio Lower Upper  
 111 100  
 113 99.9 78.6 118.6  
 192 14.2 0.0 34.1

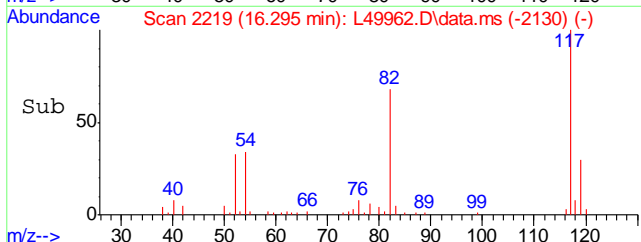
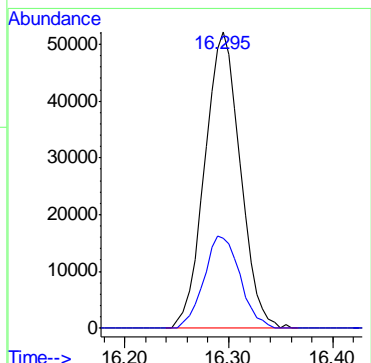
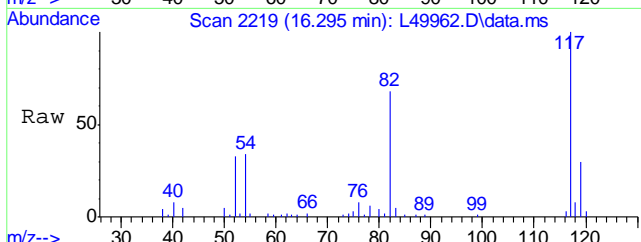


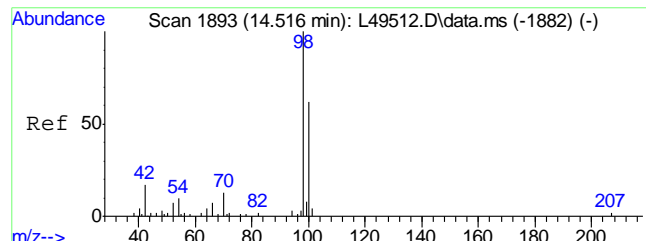


#40  
 1,4-Difluorobenzene  
 Concen: 20.00 ug/Kg  
 RT: 12.650 min Scan# 1551  
 Delta R.T. -0.005 min  
 Lab File: L49962.D  
 Acq: 11 Jul 2016 9:13 pm  
 Tgt Ion:114 Resp: 1447511



#55  
 Chlorobenzene-d5  
 Concen: 20.00 ug/Kg  
 RT: 16.295 min Scan# 2219  
 Delta R.T. -0.016 min  
 Lab File: L49962.D  
 Acq: 11 Jul 2016 9:13 pm  
 Tgt Ion:117 Resp: 1244719  
 Ion Ratio Lower Upper  
 117 100  
 119 31.5 10.2 50.2

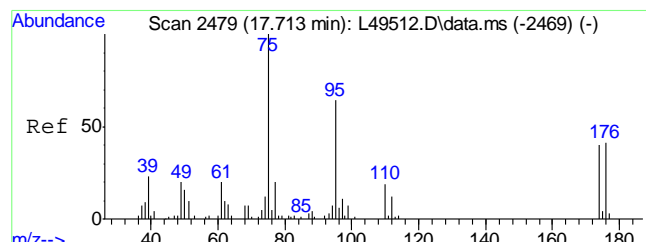
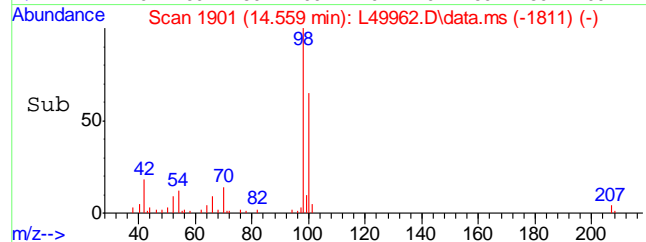
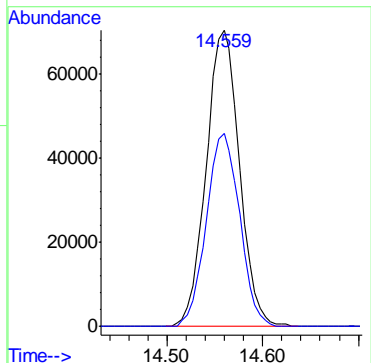
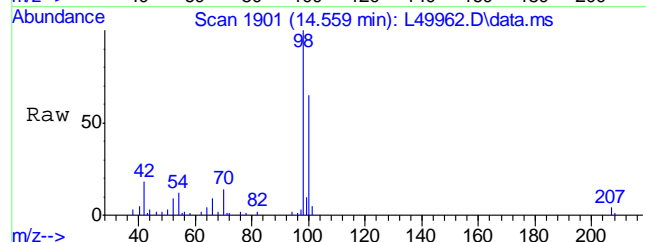




#56  
Toluene-d8  
Concen: 19.31 ug/Kg  
RT: 14.559 min Scan# 1901  
Delta R.T. -0.010 min  
Lab File: L49962.D  
Acq: 11 Jul 2016 9:13 pm

Tgt Ion: 98 Resp: 1697641

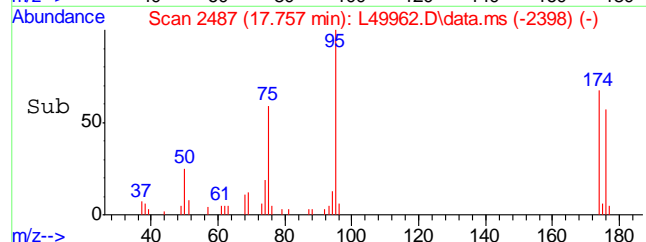
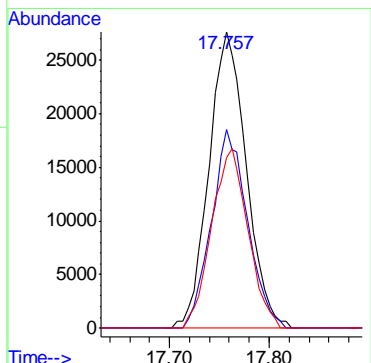
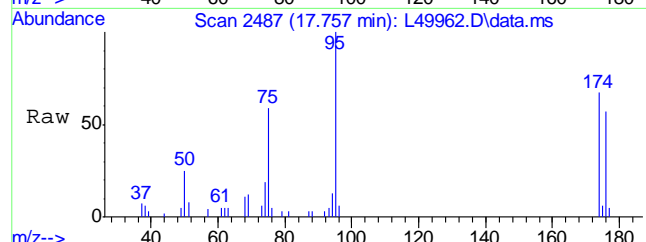
Ion	Ratio	Lower	Upper
98	100		
100	65.4	45.2	85.2

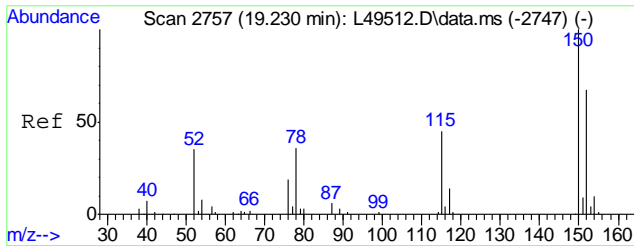


#74  
4-Bromofluorobenzene  
Concen: 19.62 ug/Kg  
RT: 17.757 min Scan# 2487  
Delta R.T. -0.016 min  
Lab File: L49962.D  
Acq: 11 Jul 2016 9:13 pm

Tgt Ion: 95 Resp: 716820

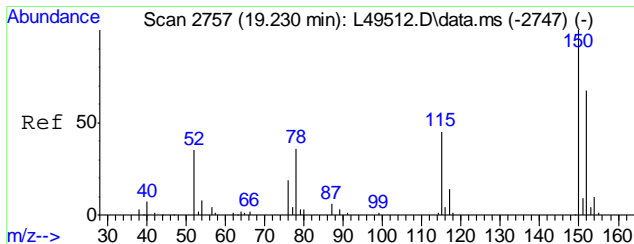
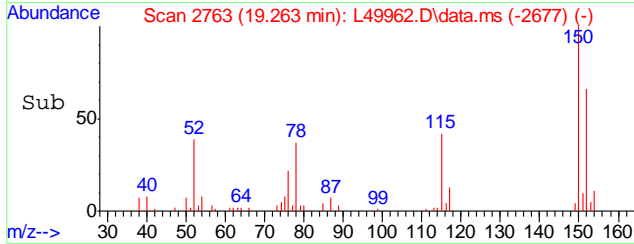
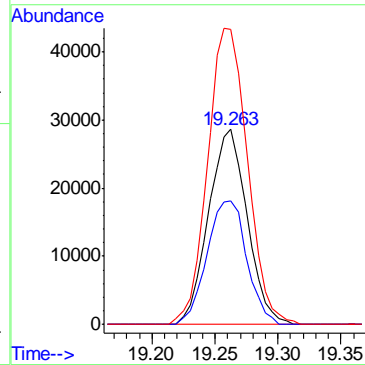
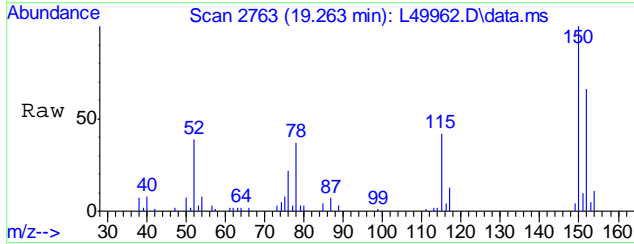
Ion	Ratio	Lower	Upper
95	100		
174	64.8	41.6	81.6
176	59.3	39.6	79.6





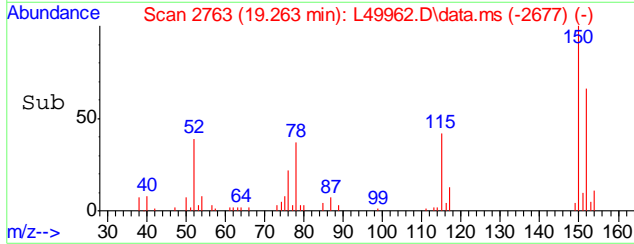
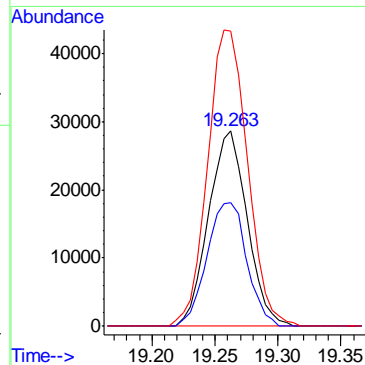
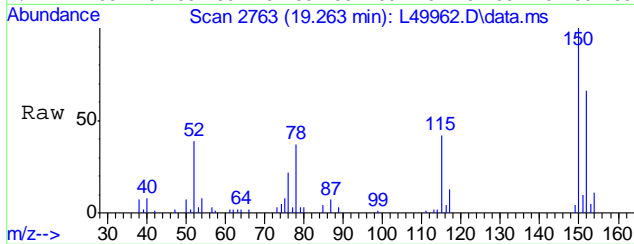
#77  
 1,4-Dichlorobenzene-d4  
 Concen: 20.00 ug/Kg  
 RT: 19.263 min Scan# 2763  
 Delta R.T. -0.030 min  
 Lab File: L49962.D  
 Acq: 11 Jul 2016 9:13 pm

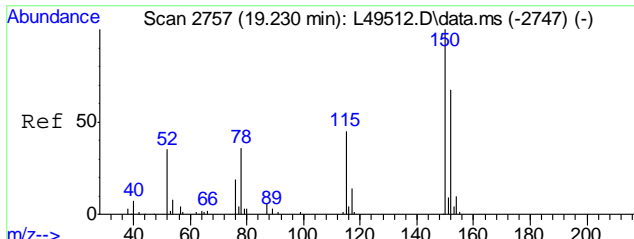
Tgt Ion	Resp	Lower	Upper
152	100		
115	64.9	48.8	88.8
150	156.6	174.3	214.3#



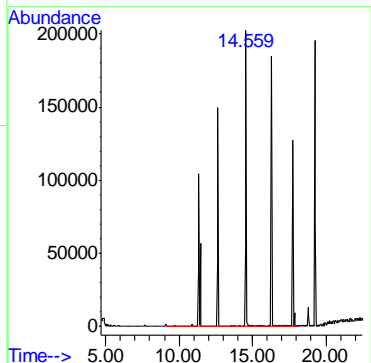
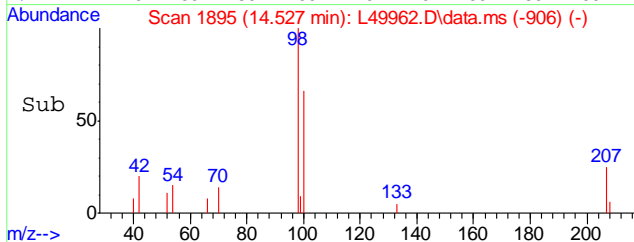
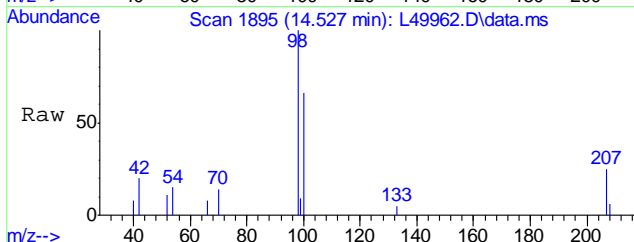
#99  
 1,4-Dichlorobenzene-d4A  
 Concen: 20.00 ug/Kg  
 RT: 19.263 min Scan# 2763  
 Delta R.T. -0.030 min  
 Lab File: L49962.D  
 Acq: 11 Jul 2016 9:13 pm

Tgt Ion	Resp	Lower	Upper
152	100		
115	64.9	41.6	81.6
150	156.6	176.9	216.9#





#100  
TPH-GRO (C6-C10)  
Concen: Below Cal m  
RT: 14.525 min Scan# 1895  
Delta R.T. 0.000 min  
Lab File: L49962.D  
Acq: 11 Jul 2016 9:13 pm  
Tgt Ion:TIC Resp: -219815



6.1.7  
6

Quantitation Report (QT Reviewed)

Data Path : C:\MSDCHEM\1\DATA\M160718\
Data File : M61920.D
Acq On : 18 Jul 2016 8:16 pm
Operator : johannat
Sample : C46435-10
Misc : MS1912,VM1861,5.38,,20,5,1
ALS Vial : 14 Sample Multiplier: 1

Quant Time: Jul 19 09:16:05 2016
Quant Method : C:\MSDCHEM\1\METHODS\VM1860S.M
Quant Title : EPA 8260B
QLast Update : Mon Jul 18 09:14:24 2016
Response via : Initial Calibration

Table with 7 columns: Internal Standards, R.T., QIon, Response, Conc, Units, Dev(Min). Rows include Pentafluorobenzene, 1,4-Difluorobenzene, Chlorobenzene-d5, 1,4-Dichlorobenzene-d4, and 1,4-Dichlorobenzene-d4A.

System Monitoring Compounds table with 7 columns. Rows include Dibromofluoromethane and Toluene-d8 with Spiked Amount and Recovery percentages.

Target Compounds table with 7 columns. Rows include Hexane, Cyclohexane, Benzene, Methylcyclohexane, Toluene, Ethyl Benzene, Xylene, m+p, Xylene, o, Isopropylbenzene, n-Propylbenzene, 1,3,5-Trimethylbenzene, 1,2,4-Trimethylbenzene, sec-Butylbenzene, p-Isopropyltoluene, Naphthalene, and TPH-GRO (C6-C10).

(#) = qualifier out of range (m) = manual integration (+) = signals summed

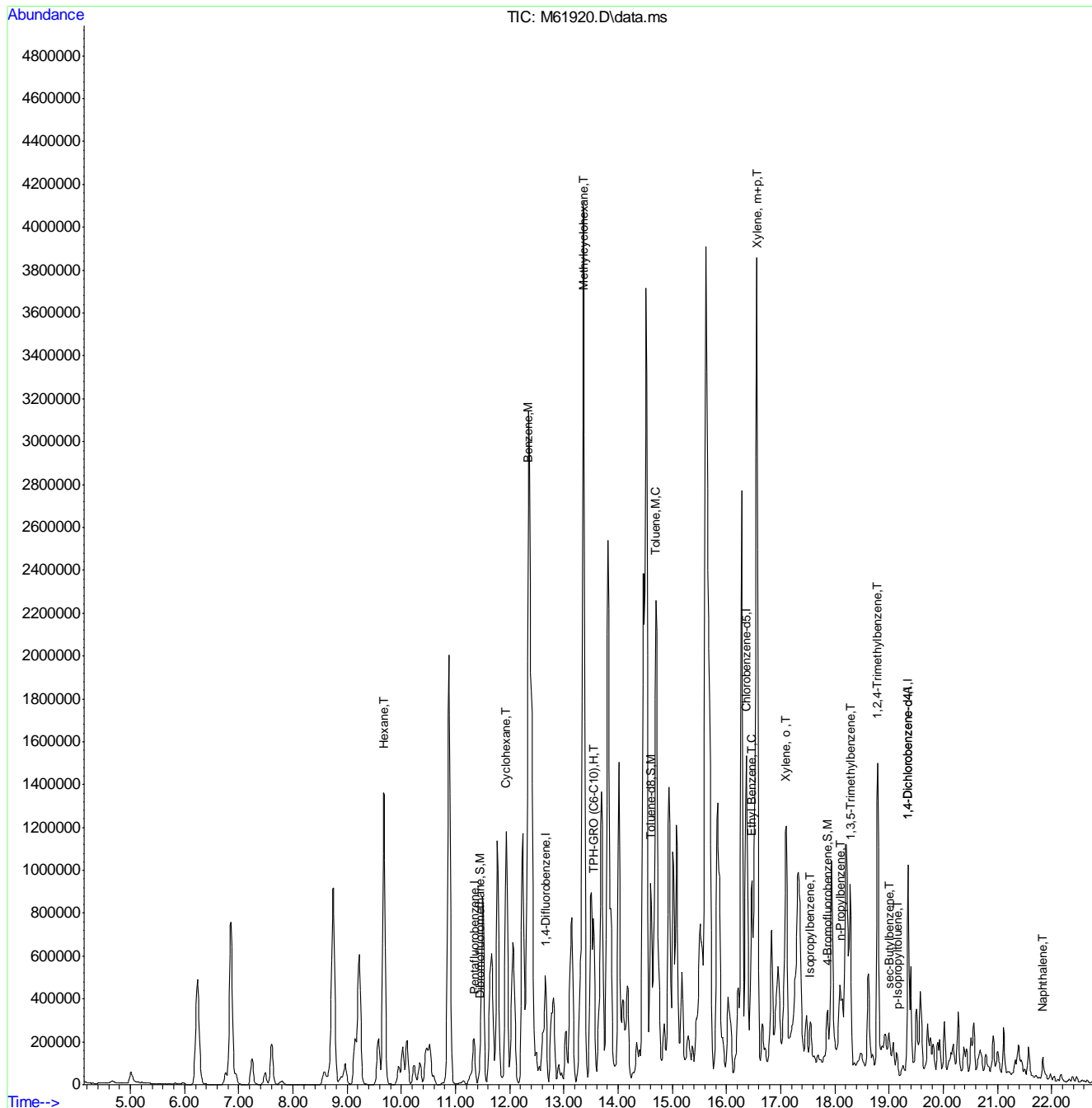
6.1.8
6

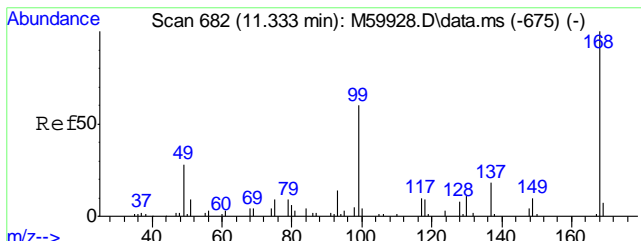


Quantitation Report (QT Reviewed)

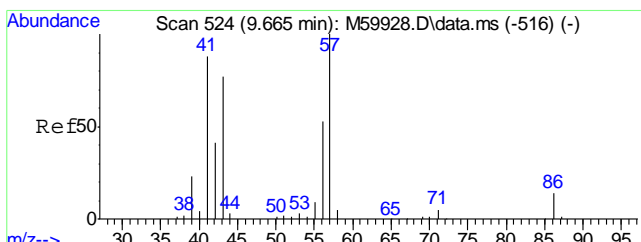
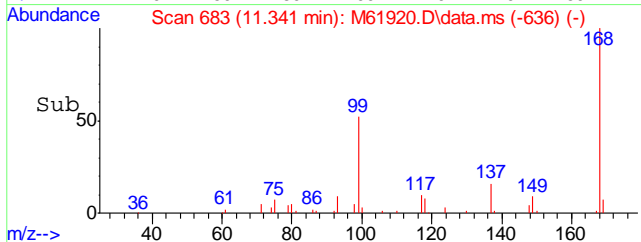
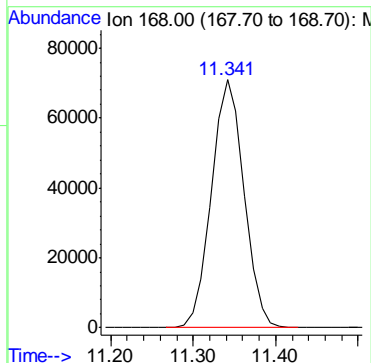
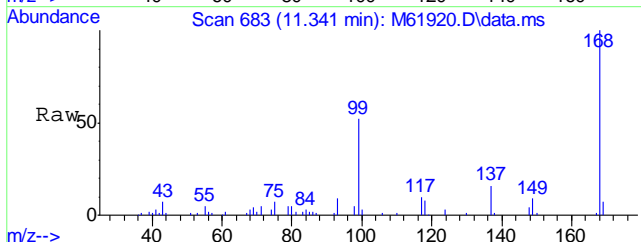
Data Path : C:\MSDCHEM\1\DATA\M160718\  
 Data File : M61920.D  
 Acq On : 18 Jul 2016 8:16 pm  
 Operator : johannat  
 Sample : C46435-10  
 Misc : MS1912,VM1861,5.38,,20,5,1  
 ALS Vial : 14 Sample Multiplier: 1

Quant Time: Jul 19 09:16:05 2016  
 Quant Method : C:\MSDCHEM\1\METHODS\VM1860S.M  
 Quant Title : EPA 8260B  
 QLast Update : Mon Jul 18 09:14:24 2016  
 Response via : Initial Calibration

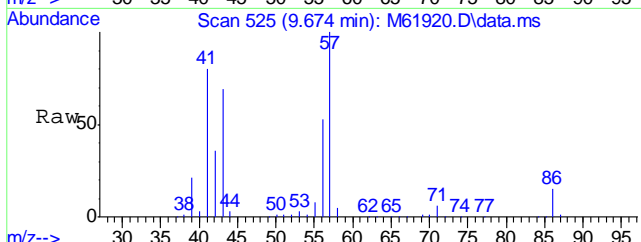




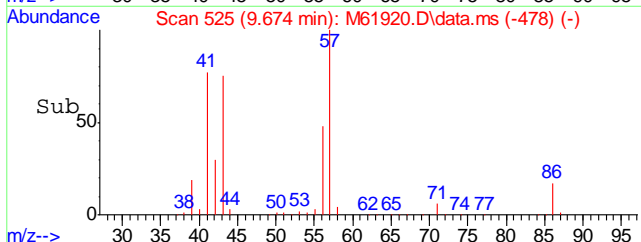
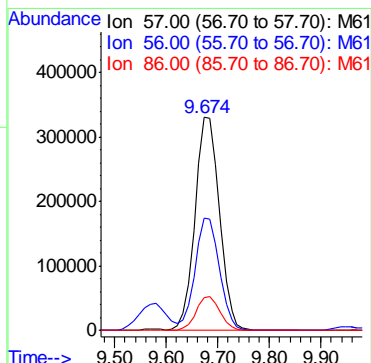
#1  
 Pentafluorobenzene  
 Concen: 20.00 ppb  
 RT: 11.341 min Scan# 683  
 Delta R.T. -0.002 min  
 Lab File: M61920.D  
 Acq: 18 Jul 2016 8:16 pm  
 Tgt Ion:168 Resp: 195289

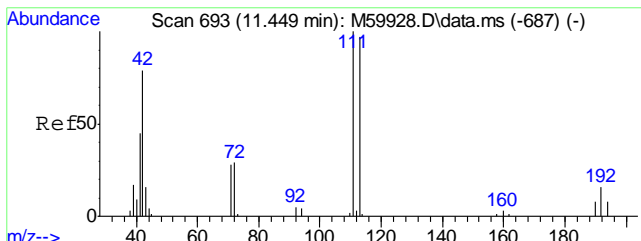


#24  
 Hexane  
 Concen: 125.64 ppb  
 RT: 9.674 min Scan# 525  
 Delta R.T. -0.002 min  
 Lab File: M61920.D  
 Acq: 18 Jul 2016 8:16 pm  
 Tgt Ion: 57 Resp: 1091196



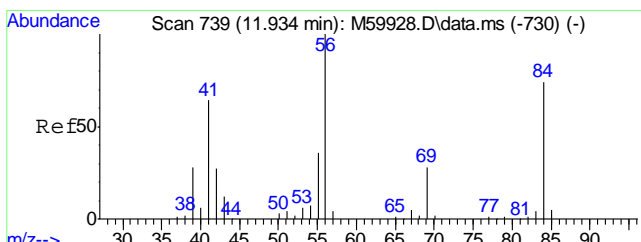
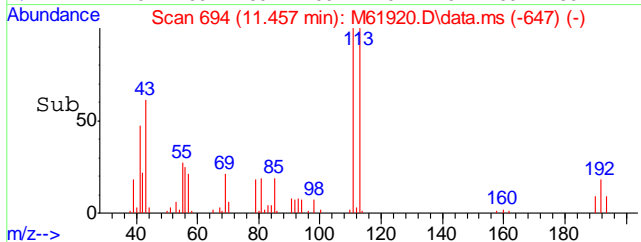
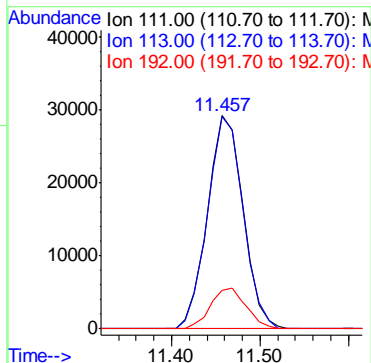
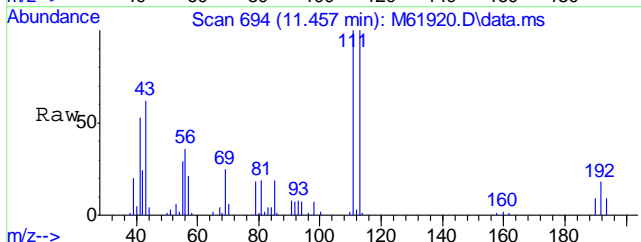
Ion	Ratio	Lower	Upper
57	100		
56	52.5	32.9	72.9
86	15.6	0.0	34.1





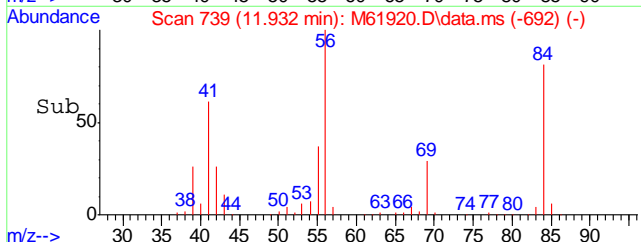
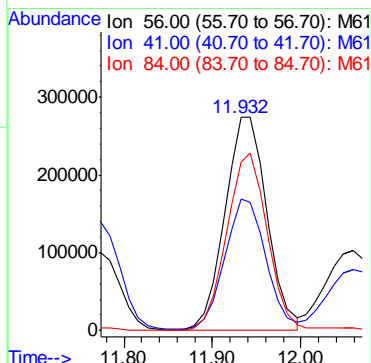
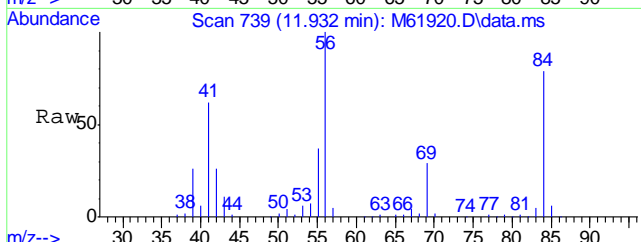
#36  
 Dibromofluoromethane  
 Concen: 17.78 ppb  
 RT: 11.457 min Scan# 694  
 Delta R.T. -0.002 min  
 Lab File: M61920.D  
 Acq: 18 Jul 2016 8:16 pm

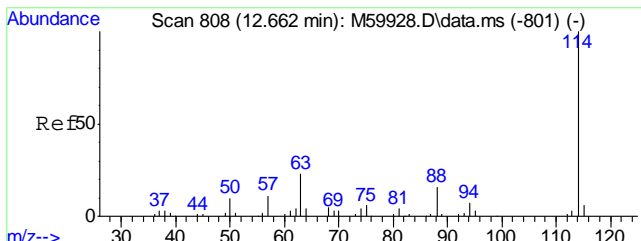
Tgt Ion	Resp	Lower	Upper
111	82385	100	
113	98.9	77.7	117.7
192	19.1	0.0	36.3



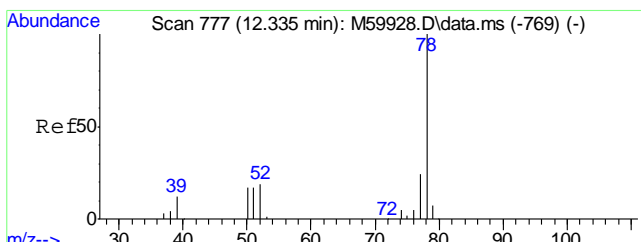
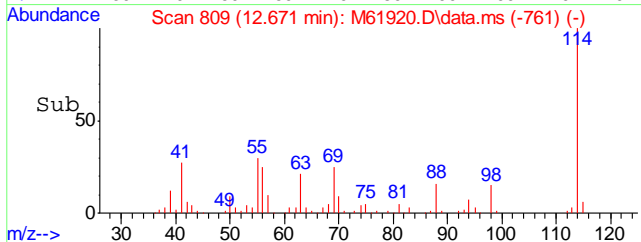
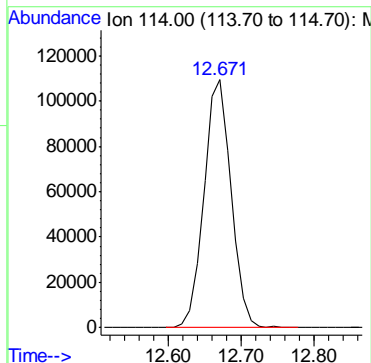
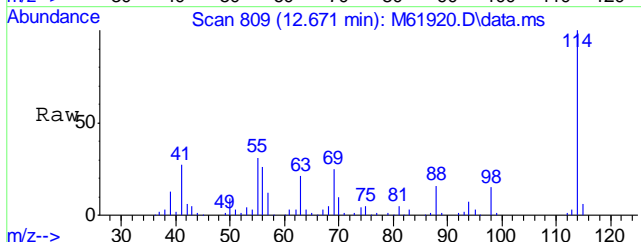
#38  
 Cyclohexane  
 Concen: 84.00 ppb  
 RT: 11.932 min Scan# 739  
 Delta R.T. -0.002 min  
 Lab File: M61920.D  
 Acq: 18 Jul 2016 8:16 pm

Tgt Ion	Resp	Lower	Upper
56	902318	100	
41	59.2	46.3	86.3
84	81.0	56.0	96.0

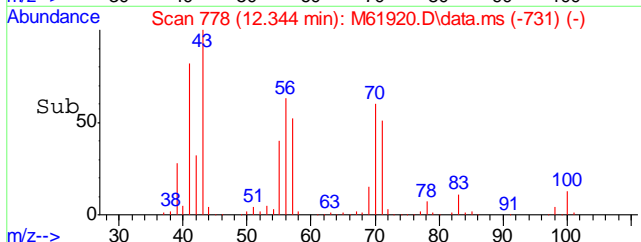
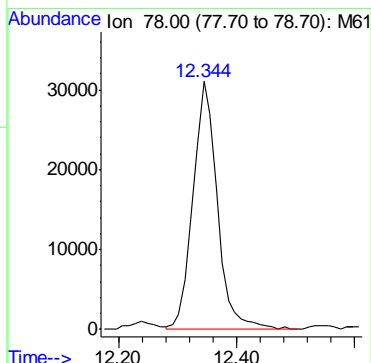
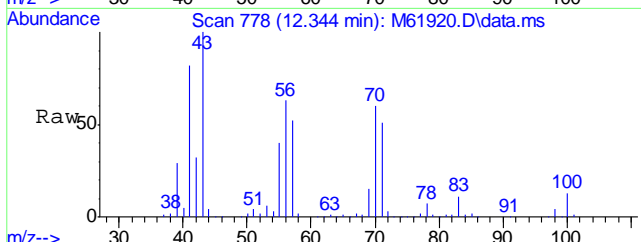


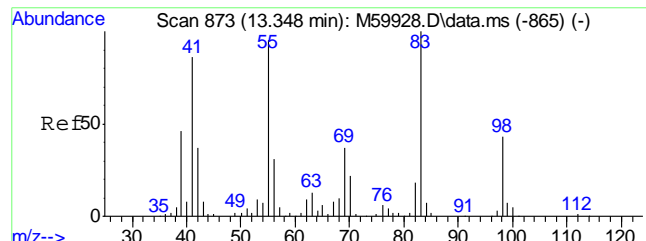


#40  
 1,4-Difluorobenzene  
 Concen: 20.00 ppb  
 RT: 12.671 min Scan# 809  
 Delta R.T. 0.009 min  
 Lab File: M61920.D  
 Acq: 18 Jul 2016 8:16 pm  
 Tgt Ion:114 Resp: 284799



#45  
 Benzene  
 Concen: 3.90 ppb  
 RT: 12.344 min Scan# 778  
 Delta R.T. -0.002 min  
 Lab File: M61920.D  
 Acq: 18 Jul 2016 8:16 pm  
 Tgt Ion: 78 Resp: 88845

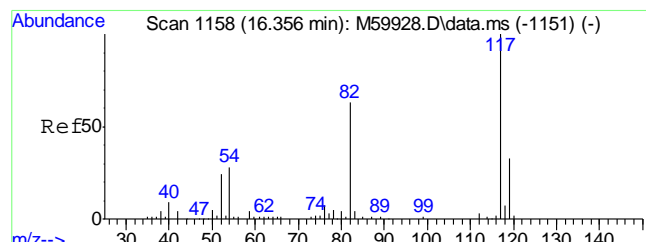
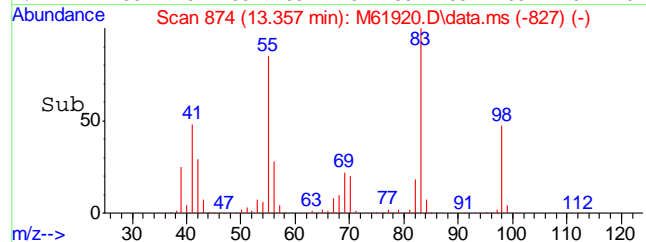
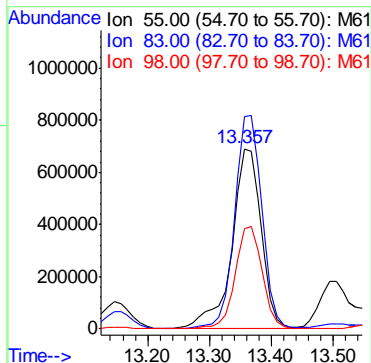
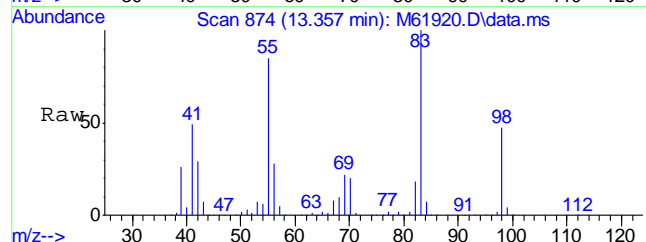




#48  
Methylcyclohexane  
Concen: 246.67 ppb  
RT: 13.357 min Scan# 874  
Delta R.T. -0.002 min  
Lab File: M61920.D  
Acq: 18 Jul 2016 8:16 pm

Tgt Ion: 55 Resp: 2264077

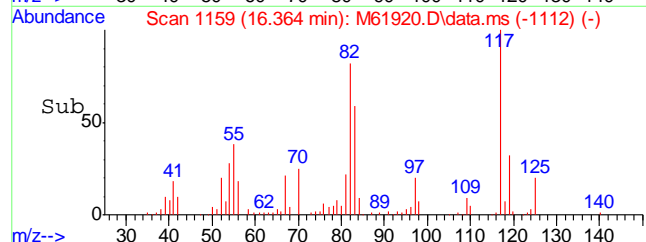
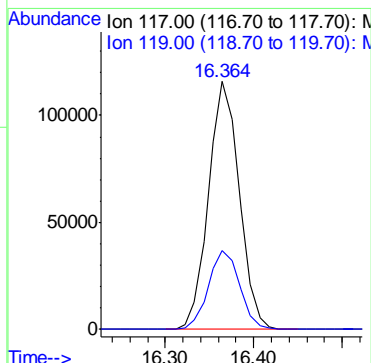
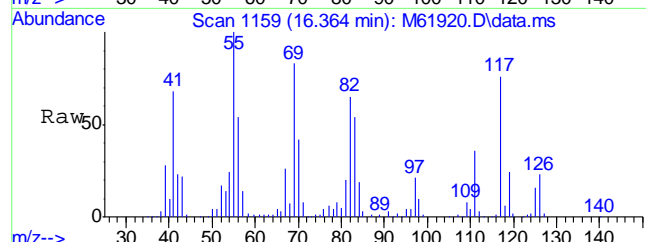
Ion	Ratio	Lower	Upper
55	100		
83	110.3	84.5	124.5
98	52.7	27.0	67.0

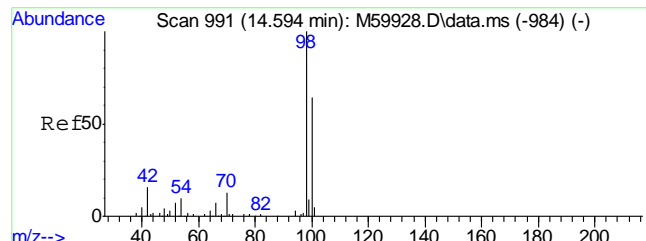


#55  
Chlorobenzene-d5  
Concen: 20.00 ppb  
RT: 16.364 min Scan# 1159  
Delta R.T. -0.002 min  
Lab File: M61920.D  
Acq: 18 Jul 2016 8:16 pm

Tgt Ion: 117 Resp: 280012

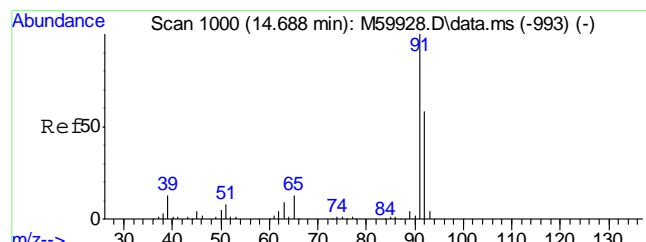
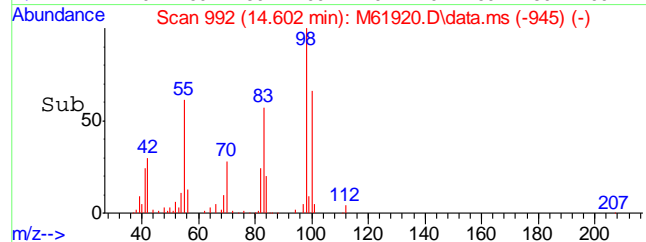
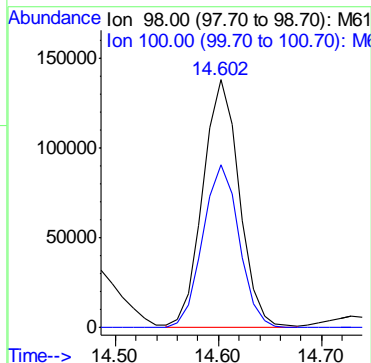
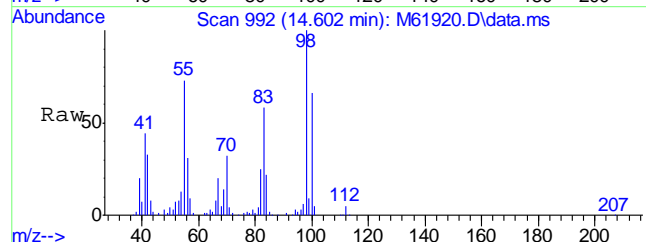
Ion	Ratio	Lower	Upper
117	100		
119	32.2	11.2	51.2





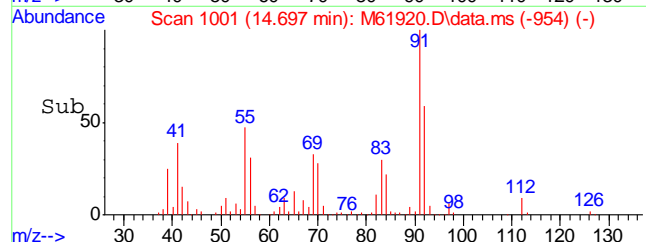
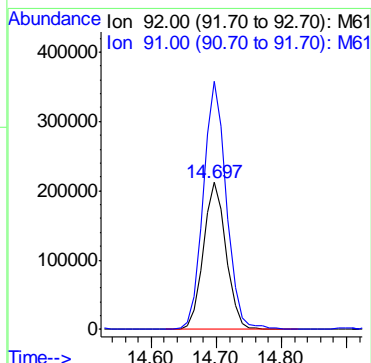
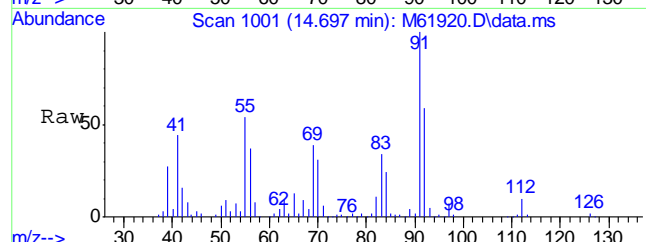
#56  
Toluene-d8  
Concen: 19.84 ppb  
RT: 14.602 min Scan# 992  
Delta R.T. -0.002 min  
Lab File: M61920.D  
Acq: 18 Jul 2016 8:16 pm

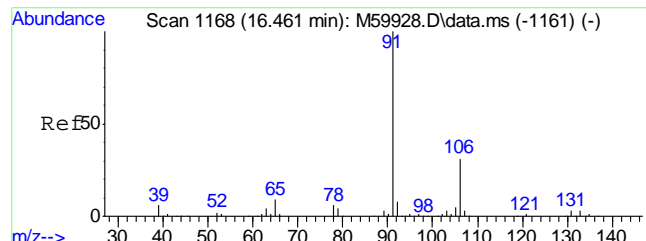
Tgt Ion	Resp	Lower	Upper
98	338641	100	
100	65.5	44.3	84.3



#57  
Toluene  
Concen: 38.32 ppb  
RT: 14.697 min Scan# 1001  
Delta R.T. -0.002 min  
Lab File: M61920.D  
Acq: 18 Jul 2016 8:16 pm

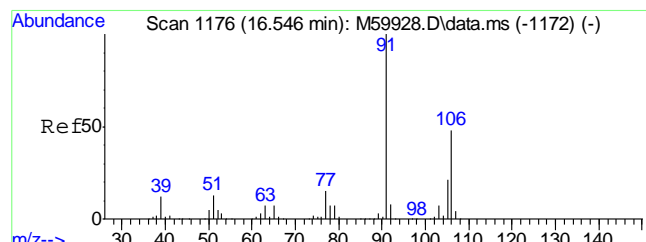
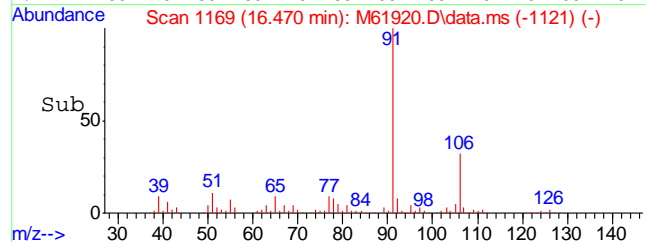
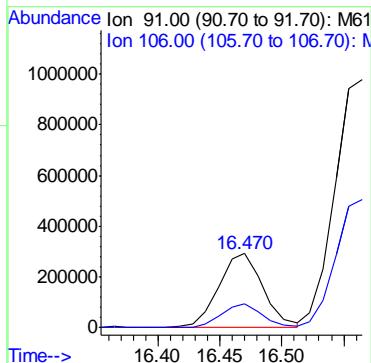
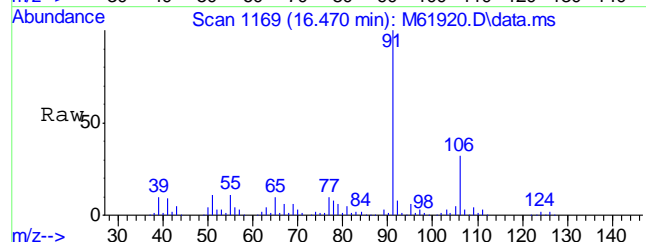
Tgt Ion	Resp	Lower	Upper
92	517952	100	
91	172.1	150.5	190.5





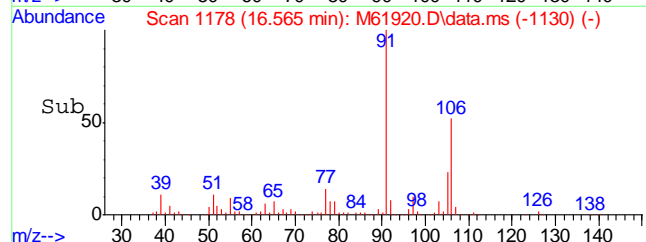
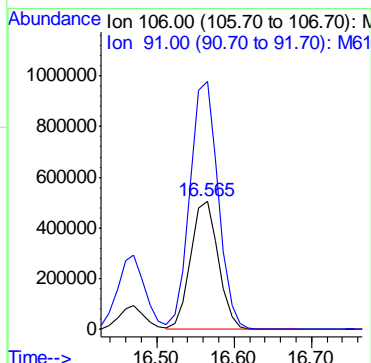
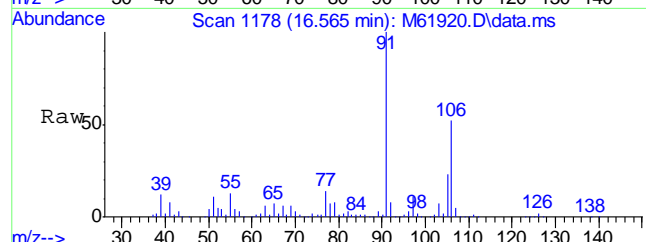
#67  
Ethyl Benzene  
Concen: 28.41 ppb  
RT: 16.470 min Scan# 1169  
Delta R.T. 0.009 min  
Lab File: M61920.D  
Acq: 18 Jul 2016 8:16 pm

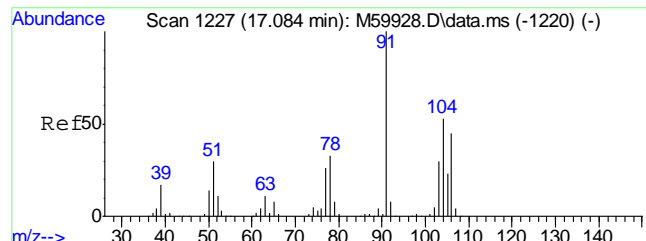
Tgt Ion	Resp	Lower	Upper
91	722750	100	
106	31.0	10.2	50.2



#68  
Xylene, m+p  
Concen: 130.42 ppb  
RT: 16.565 min Scan# 1178  
Delta R.T. 0.009 min  
Lab File: M61920.D  
Acq: 18 Jul 2016 8:16 pm

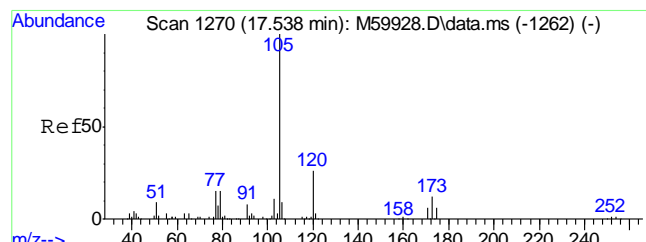
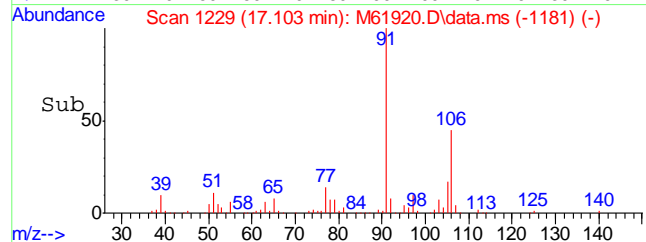
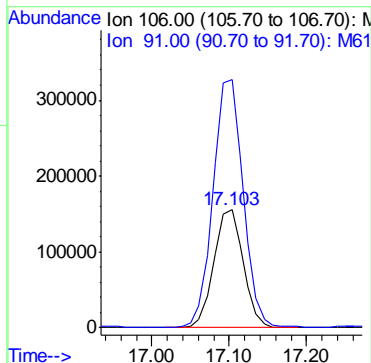
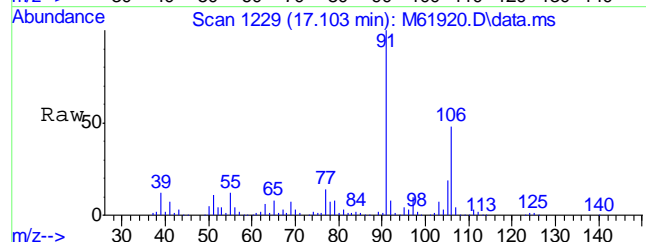
Tgt Ion	Resp	Lower	Upper
106	1254021	100	
91	196.7	191.5	231.5





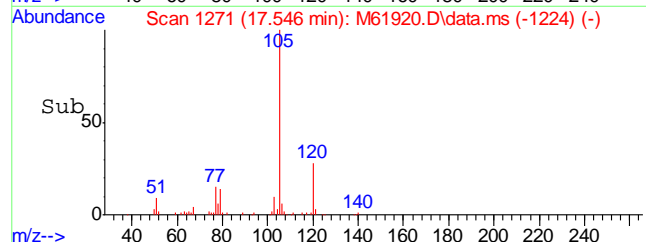
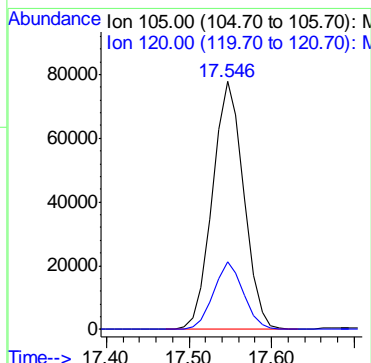
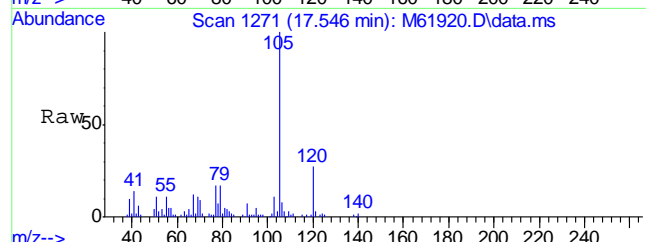
#69  
Xylene, o  
Concen: 41.98 ppb  
RT: 17.103 min Scan# 1229  
Delta R.T. 0.009 min  
Lab File: M61920.D  
Acq: 18 Jul 2016 8:16 pm

Tgt Ion	Resp	Lower	Upper
106	100		
91	213.9	203.2	243.2

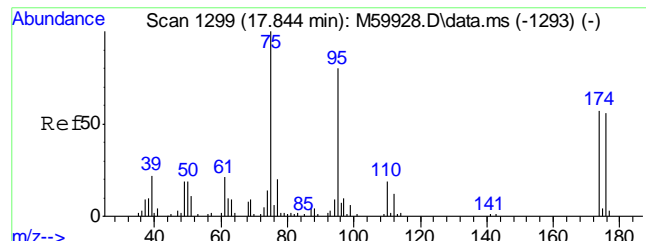


#73  
Isopropylbenzene  
Concen: 8.37 ppb  
RT: 17.546 min Scan# 1271  
Delta R.T. -0.002 min  
Lab File: M61920.D  
Acq: 18 Jul 2016 8:16 pm

Tgt Ion	Resp	Lower	Upper
105	100		
120	25.9	5.7	45.7

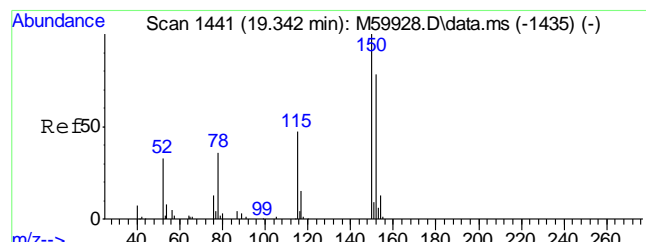
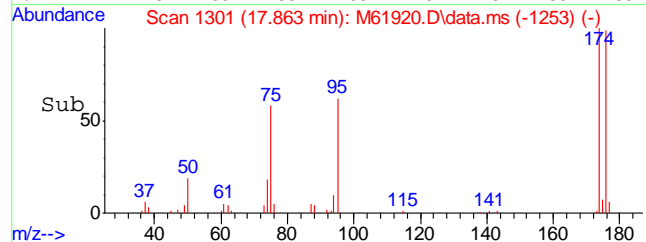
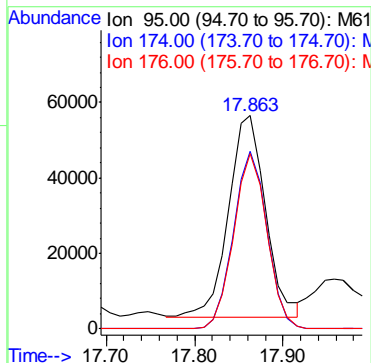
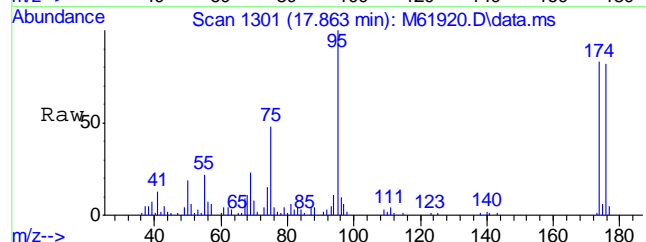






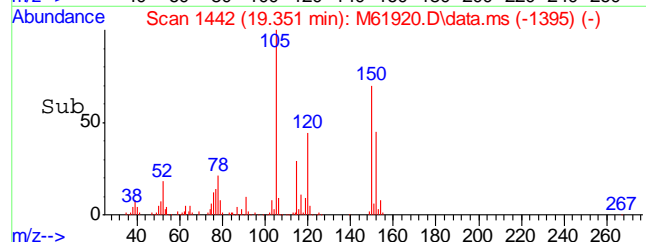
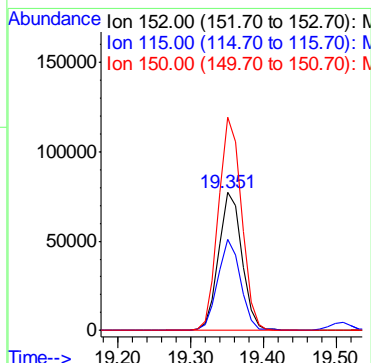
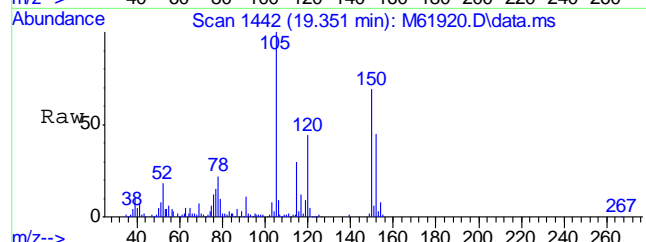
#74  
4-Bromofluorobenzene  
Concen: 21.82 ppb  
RT: 17.863 min Scan# 1301  
Delta R.T. 0.009 min  
Lab File: M61920.D  
Acq: 18 Jul 2016 8:16 pm

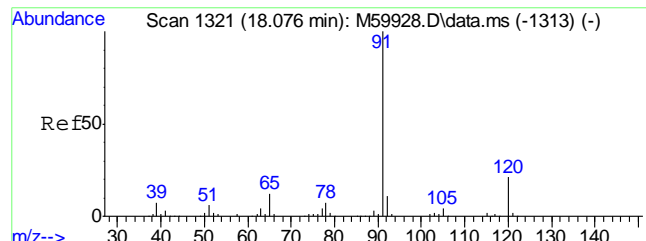
Tgt Ion	Resp	Lower	Upper
95	154717	100	
174	80.3	54.3	94.3
176	78.9	51.5	91.5



#77  
1,4-Dichlorobenzene-d4  
Concen: 20.00 ppb  
RT: 19.351 min Scan# 1442  
Delta R.T. -0.002 min  
Lab File: M61920.D  
Acq: 18 Jul 2016 8:16 pm

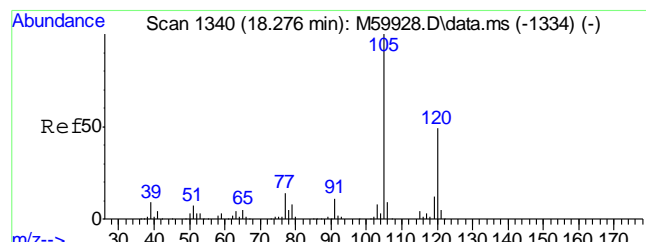
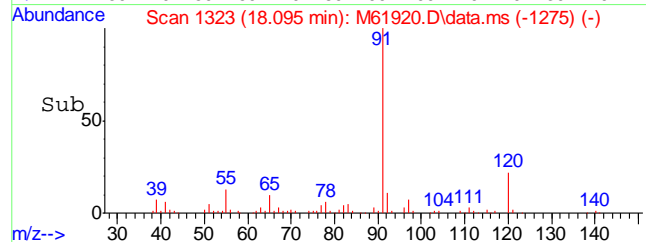
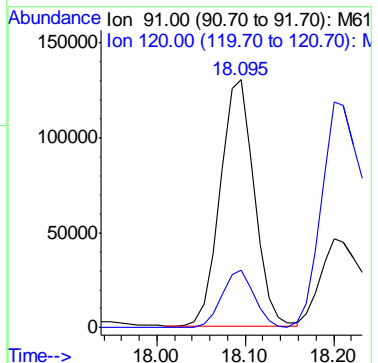
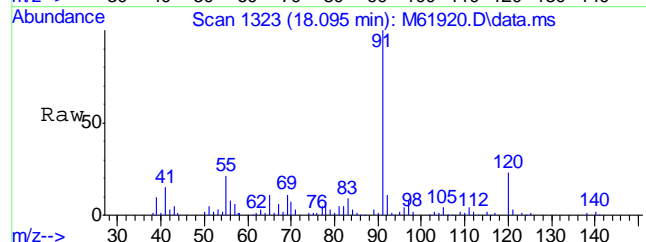
Tgt Ion	Resp	Lower	Upper
152	171327	100	
115	64.5	40.9	80.9
150	152.0	178.6	218.6#





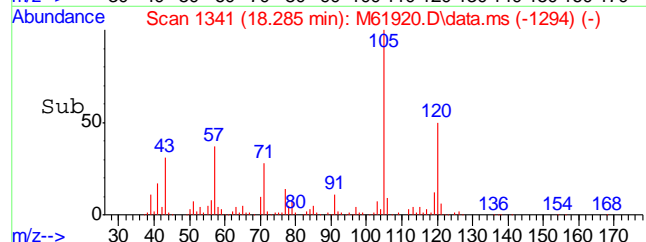
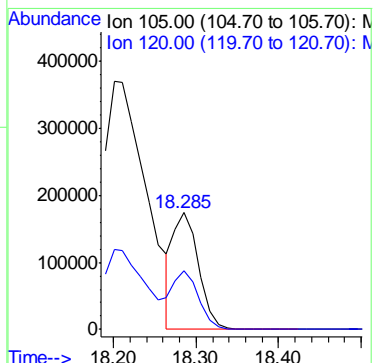
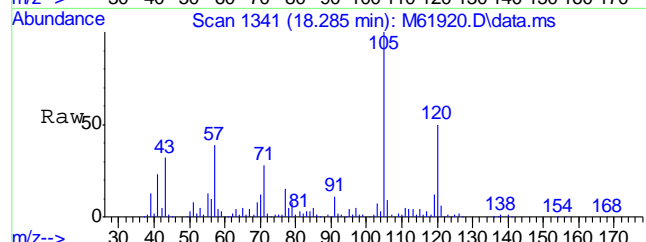
#79  
 n-Propylbenzene  
 Concen: 10.51 ppb  
 RT: 18.095 min Scan# 1323  
 Delta R.T. 0.009 min  
 Lab File: M61920.D  
 Acq: 18 Jul 2016 8:16 pm

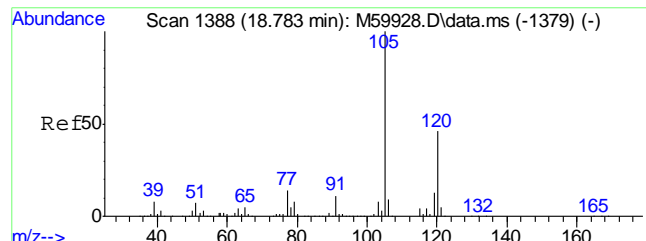
Tgt Ion	Resp	Lower	Upper
91	347776	100	
120	22.4	1.3	41.3



#81  
 1,3,5-Trimethylbenzene  
 Concen: 16.49 ppb  
 RT: 18.285 min Scan# 1341  
 Delta R.T. -0.002 min  
 Lab File: M61920.D  
 Acq: 18 Jul 2016 8:16 pm

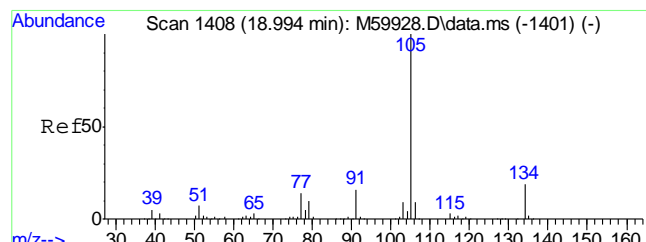
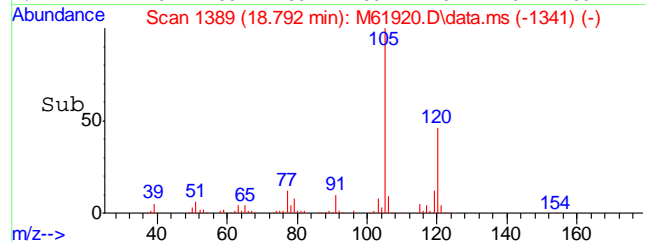
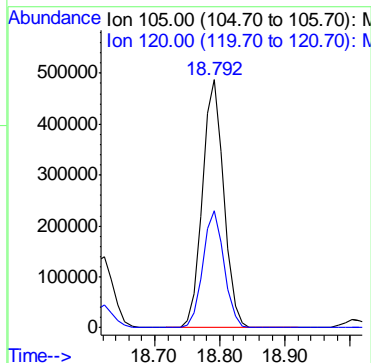
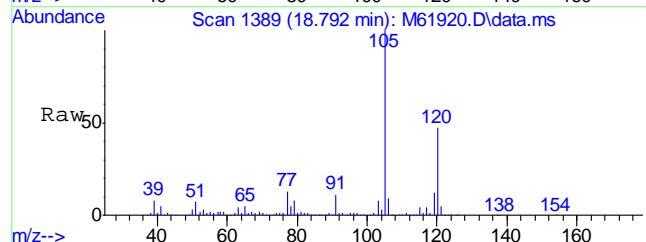
Tgt Ion	Resp	Lower	Upper
105	369088	100	
120	57.6	26.6	66.6





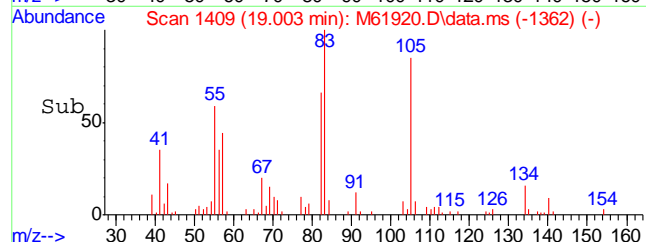
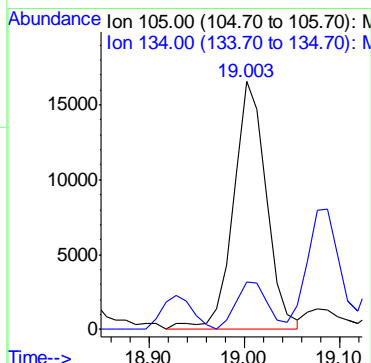
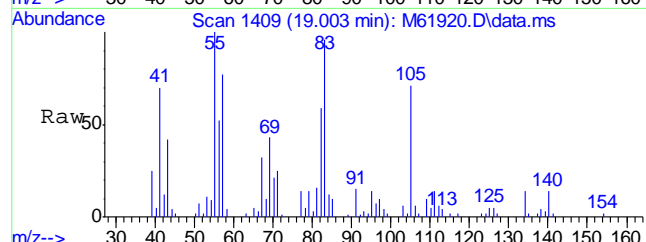
#86  
1,2,4-Trimethylbenzene  
Concen: 48.06 ppb  
RT: 18.792 min Scan# 1389  
Delta R.T. 0.009 min  
Lab File: M61920.D  
Acq: 18 Jul 2016 8:16 pm

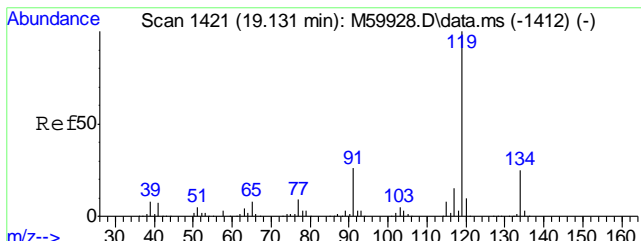
Tgt Ion:105 Resp: 1120672  
Ion Ratio Lower Upper  
105 100  
120 46.6 32.4 72.4



#87  
sec-Butylbenzene  
Concen: 1.36 ppb  
RT: 19.003 min Scan# 1409  
Delta R.T. -0.002 min  
Lab File: M61920.D  
Acq: 18 Jul 2016 8:16 pm

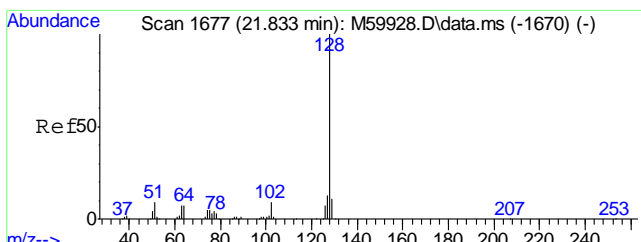
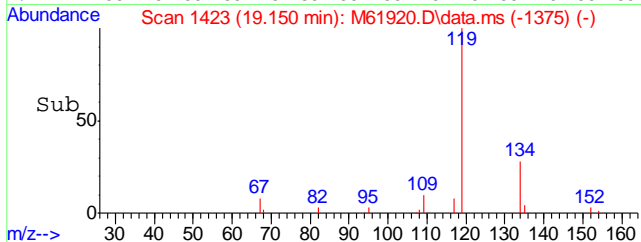
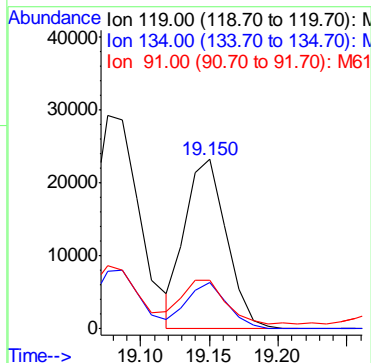
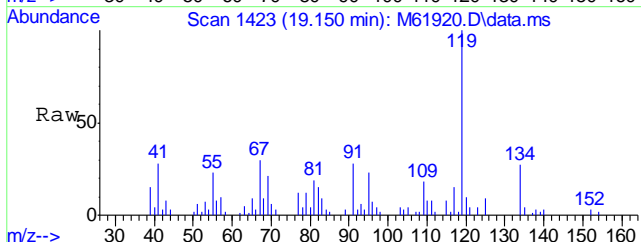
Tgt Ion:105 Resp: 39575  
Ion Ratio Lower Upper  
105 100  
134 18.9 0.0 38.7





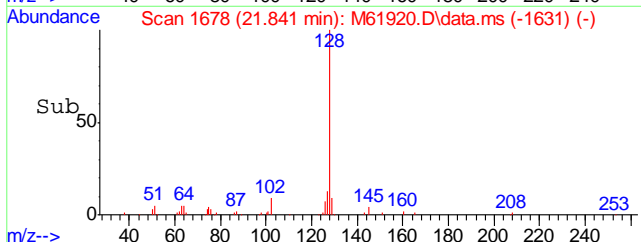
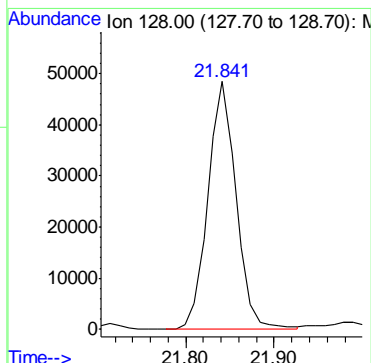
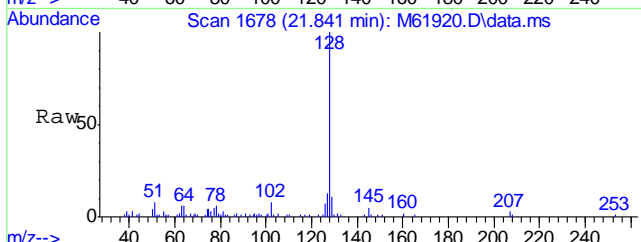
#88  
 p-Isopropyltoluene  
 Concen: 2.01 ppb  
 RT: 19.150 min Scan# 1423  
 Delta R.T. 0.009 min  
 Lab File: M61920.D  
 Acq: 18 Jul 2016 8:16 pm

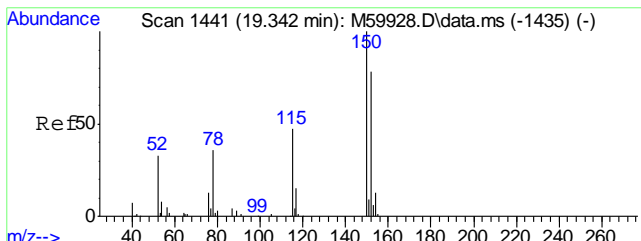
Tgt Ion	Resp	Lower	Upper
119	48735	100	
134	26.5	6.0	46.0
91	27.7	6.0	46.0



#97  
 Naphthalene  
 Concen: 5.22 ppb  
 RT: 21.841 min Scan# 1678  
 Delta R.T. -0.002 min  
 Lab File: M61920.D  
 Acq: 18 Jul 2016 8:16 pm

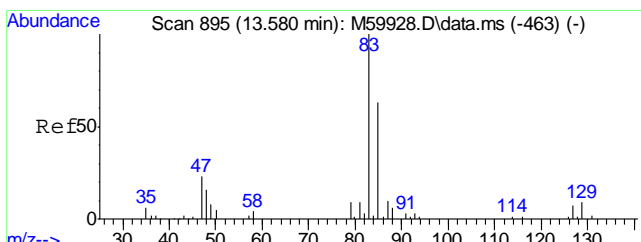
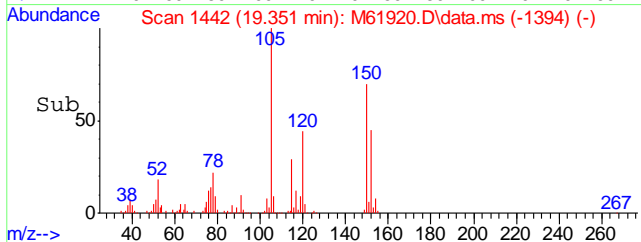
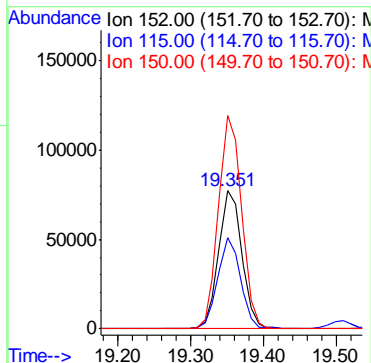
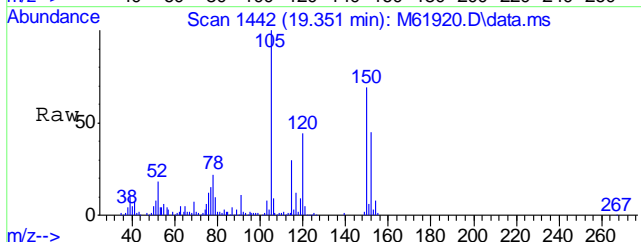
Tgt Ion	Resp
128	107566





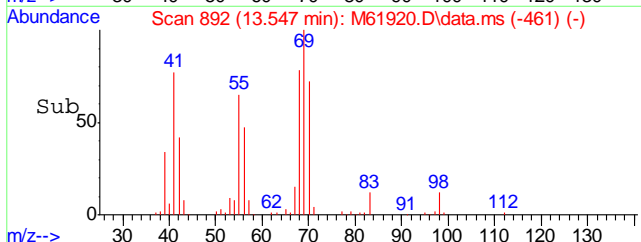
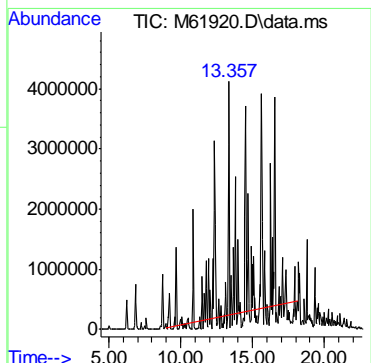
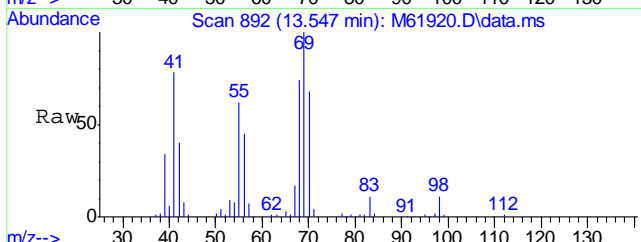
#99  
 1,4-Dichlorobenzene-d4A  
 Concen: 20.00 ppb  
 RT: 19.351 min Scan# 1442  
 Delta R.T. 0.009 min  
 Lab File: M61920.D  
 Acq: 18 Jul 2016 8:16 pm

Tgt Ion	Resp	Lower	Upper
152	100		
115	64.5	37.3	77.3
150	152.0	176.0	216.0#



#100  
 TPH-GRO (C6-C10)  
 Concen: 5426.57 ppb m  
 RT: 13.550 min Scan# 892  
 Delta R.T. 0.000 min  
 Lab File: M61920.D  
 Acq: 18 Jul 2016 8:16 pm

Tgt Ion:TIC Resp:196524627



## Quantitation Report (QT Reviewed)

Data Path : C:\msdchem\1\DATA\L160712\  
 Data File : L49982.D  
 Acq On : 12 Jul 2016 5:42 pm  
 Operator : johannat  
 Sample : C46435-11  
 Misc : MS1912,VL1499,5.51,,,,,1  
 ALS Vial : 15 Sample Multiplier: 1

Quant Time: Jul 13 11:00:21 2016  
 Quant Method : C:\msdchem\1\METHODS\VL1485S.M  
 Quant Title : EPA -8260B  
 QLast Update : Mon Jul 11 13:46:33 2016  
 Response via : Initial Calibration

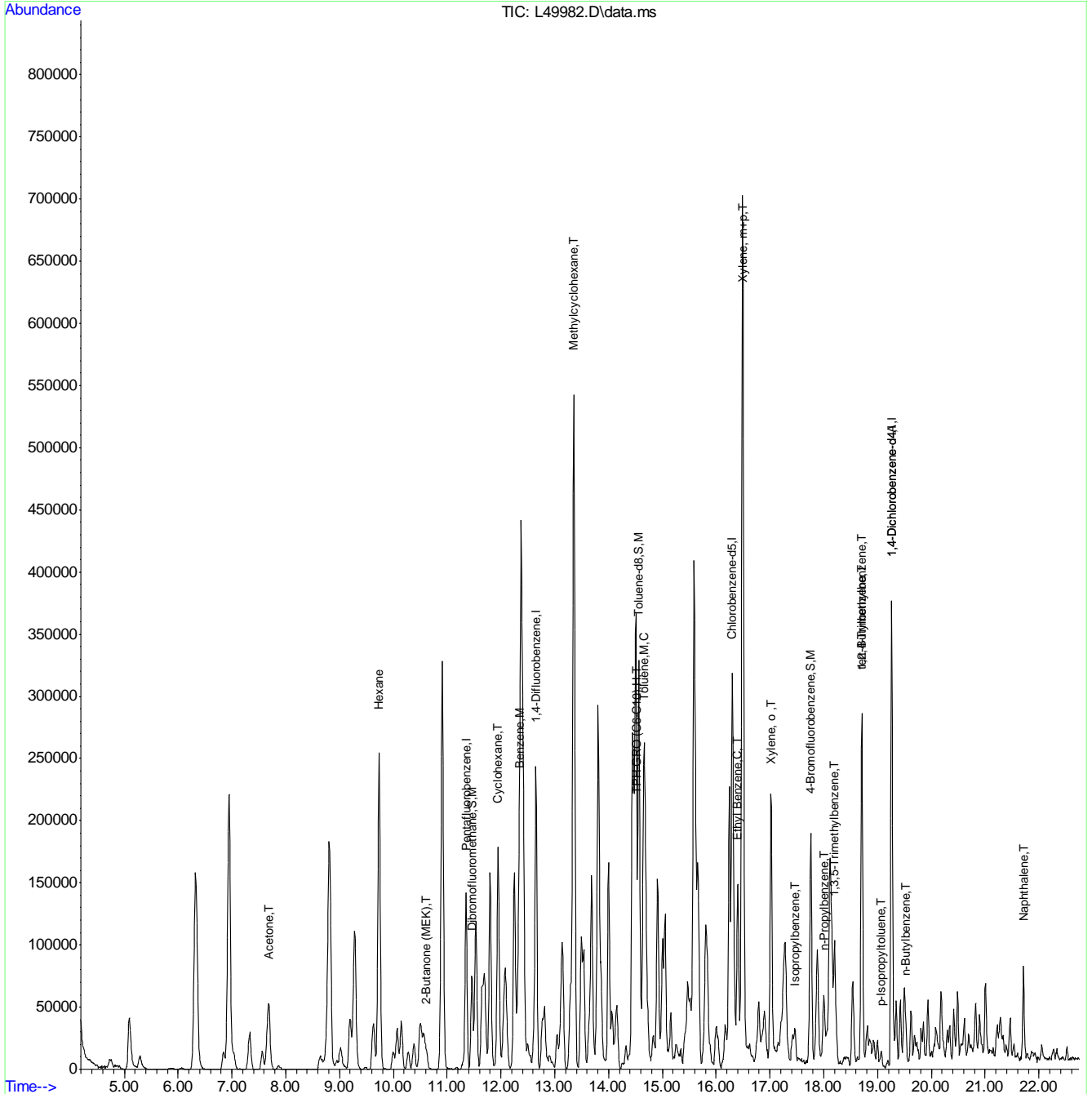
Compound	R.T.	QIon	Response	Conc	Units	Dev(Min)	
Internal Standards							
1) Pentafluorobenzene	11.356	168	1220208	20.00	ug/Kg	0.00	
40) 1,4-Difluorobenzene	12.650	114	2132511	20.00	ug/Kg	0.00	
55) Chlorobenzene-d5	16.294	117	1822657	20.00	ug/Kg	-0.02	
77) 1,4-Dichlorobenzene-d4	19.263	152	855408	20.00	ug/Kg	-0.03	
99) 1,4-Dichlorobenzene-d4A	19.263	152	855408	20.00	ug/Kg	-0.03	
System Monitoring Compounds							
36) Dibromofluoromethane	11.460	111	658511	18.03	ug/Kg	0.00	
Spiked Amount	20.000	Range	72 - 140	Recovery	=	90.15%	
56) Toluene-d8	14.559	98	2562816	19.91	ug/Kg	-0.01	
Spiked Amount	20.000	Range	87 - 113	Recovery	=	99.55%	
74) 4-Bromofluorobenzene	17.762	95	1019721	19.06	ug/Kg	-0.01	
Spiked Amount	20.000	Range	81 - 115	Recovery	=	95.30%	
Target Compounds							
							Qvalue
11) Acetone	7.679	58	173785m	50.01	ug/Kg		
24) Hexane	9.730	57	1948175	50.59	ug/Kg		97
30) 2-Butanone (MEK)	10.609	72	45662	9.98	ug/Kg#		91
38) Cyclohexane	11.946	56	1279270	23.27	ug/Kg		95
45) Benzene	12.339	78	215132	1.35	ug/Kg		100
48) Methylcyclohexane	13.353	55	2909107	58.26	ug/Kg		99
57) Toluene	14.657	92	918854	10.17	ug/Kg		96
67) Ethyl Benzene	16.398	91	1278057	7.26	ug/Kg		99
68) Xylene, m+p	16.491	106	2221882	35.57	ug/Kg		97
69) Xylene, o	17.026	106	701772	11.00	ug/Kg		97
73) Isopropylbenzene	17.467	105	293635	1.85	ug/Kg		100
79) n-Propylbenzene	18.002	91	636675	3.20	ug/Kg		99
81) 1,3,5-Trimethylbenzene	18.199	105	648114	4.87	ug/Kg		94
84) tert-Butylbenzene	18.706	119	239580	1.87	ug/Kg#		73
86) 1,2,4-Trimethylbenzene	18.706	105	2129390	15.00	ug/Kg		91
88) p-Isopropyltoluene	19.066	119	83362	0.61	ug/Kg		91
92) n-Butylbenzene	19.519	91	175100	1.19	ug/Kg#		41
97) Naphthalene	21.713	128	746443	5.75	ug/Kg		100
100) TPH-GRO (C6-C10)	14.525	TIC	246695097m	1039.07	ug/Kg		

(#) = qualifier out of range (m) = manual integration (+) = signals summed

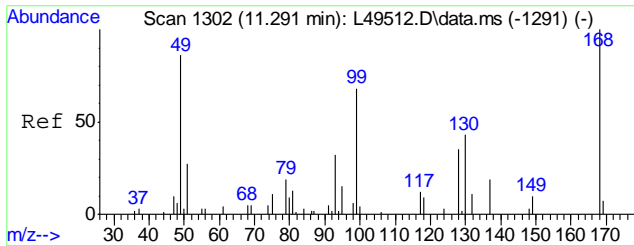
Quantitation Report (QT Reviewed)

Data Path : C:\msdchem\1\DATA\L160712\  
Data File : L49982.D  
Acq On : 12 Jul 2016 5:42 pm  
Operator : johannat  
Sample : C46435-11  
Misc : MS1912,VL1499,5.51,,,,,1  
ALS Vial : 15 Sample Multiplier: 1

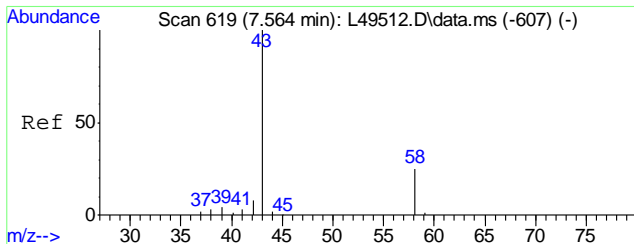
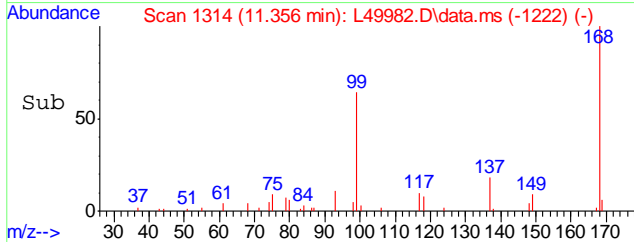
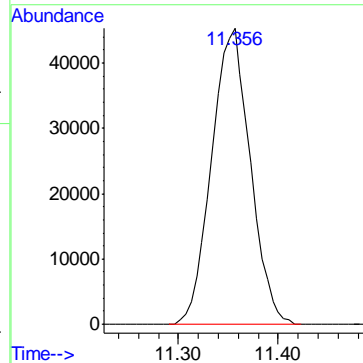
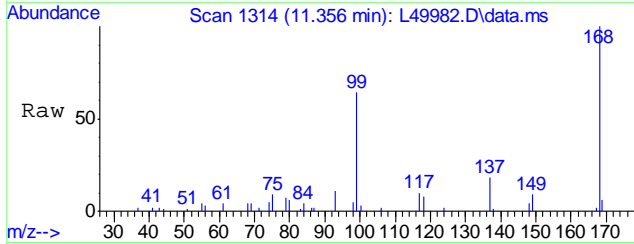
Quant Time: Jul 13 11:00:21 2016  
Quant Method : C:\msdchem\1\METHODS\VL1485S.M  
Quant Title : EPA -8260B  
QLast Update : Mon Jul 11 13:46:33 2016  
Response via : Initial Calibration



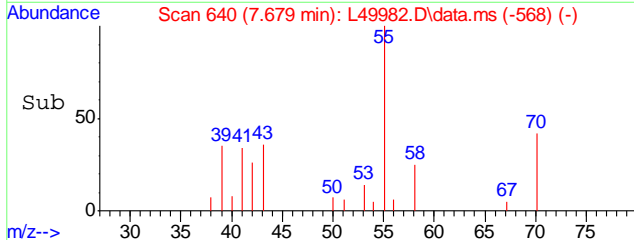
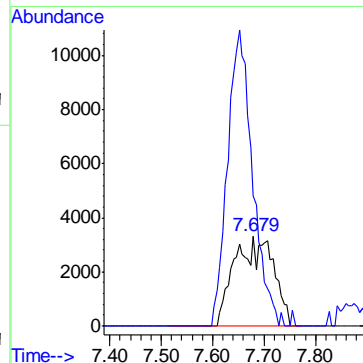
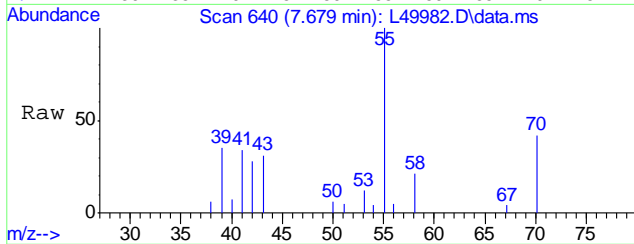
6.1.9  
6



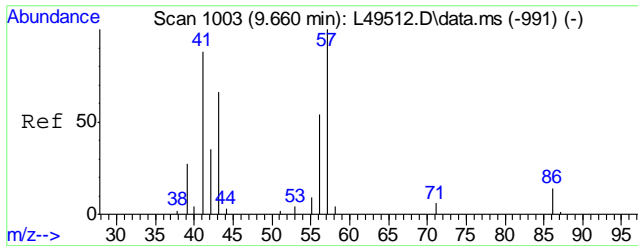
#1  
 Pentafluorobenzene  
 Concen: 20.00 ug/Kg  
 RT: 11.356 min Scan# 1314  
 Delta R.T. 0.000 min  
 Lab File: L49982.D  
 Acq: 12 Jul 2016 5:42 pm  
 Tgt Ion:168 Resp: 1220208



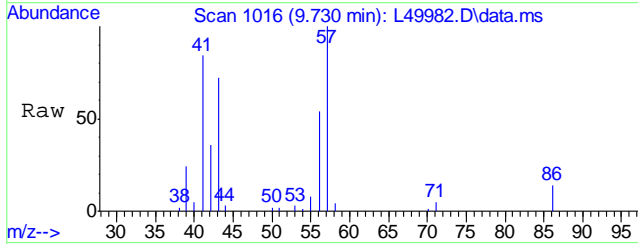
#11  
 Acetone  
 Concen: 50.01 ug/Kg m  
 RT: 7.679 min Scan# 640  
 Delta R.T. 0.044 min  
 Lab File: L49982.D  
 Acq: 12 Jul 2016 5:42 pm  
 Tgt Ion: 58 Resp: 173785  
 Ion Ratio Lower Upper  
 58 100  
 43 213.1 428.1 468.1#



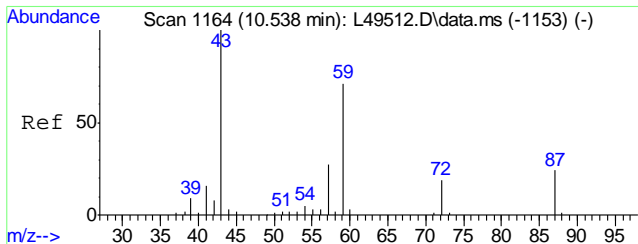
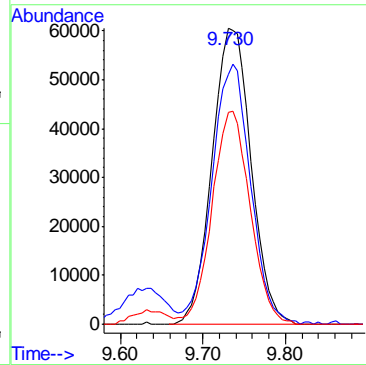
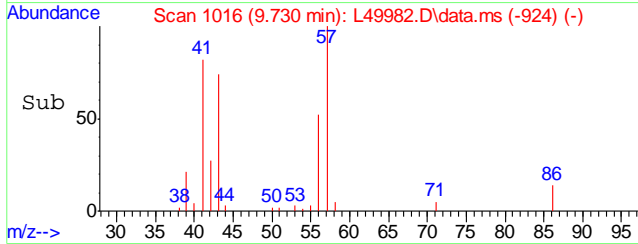




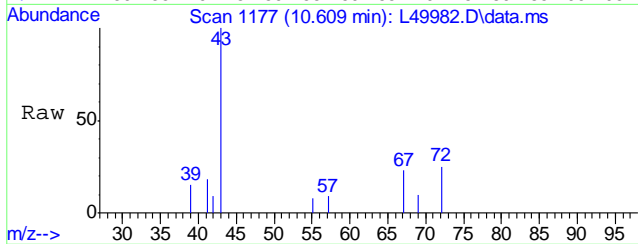
#24  
 Hexane  
 Concen: 50.59 ug/Kg  
 RT: 9.730 min Scan# 1016  
 Delta R.T. 0.000 min  
 Lab File: L49982.D  
 Acq: 12 Jul 2016 5:42 pm



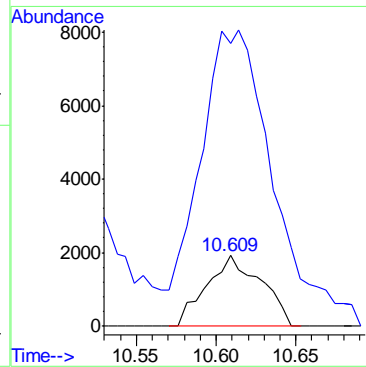
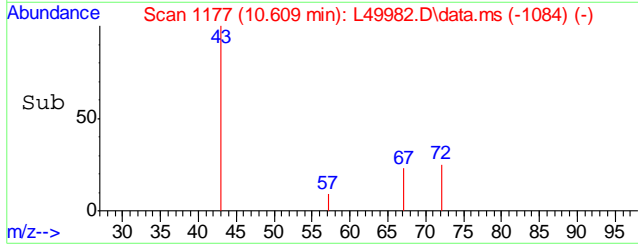
Tgt Ion	Resp	Lower	Upper
57	100		
41	87.7	73.8	110.8
43	70.3	56.6	84.8

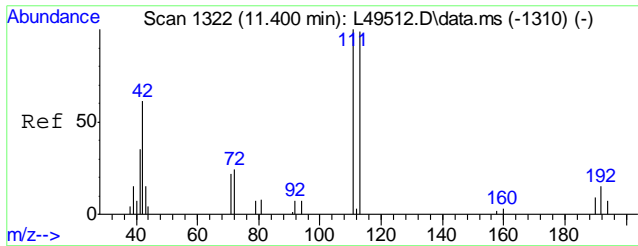


#30  
 2-Butanone (MEK)  
 Concen: 9.98 ug/Kg  
 RT: 10.609 min Scan# 1177  
 Delta R.T. 0.006 min  
 Lab File: L49982.D  
 Acq: 12 Jul 2016 5:42 pm



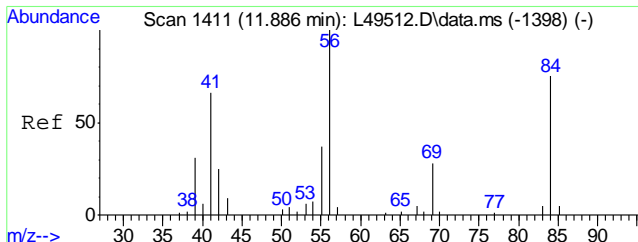
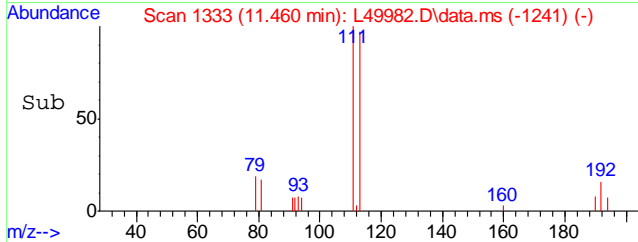
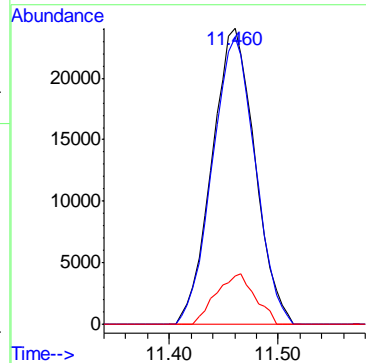
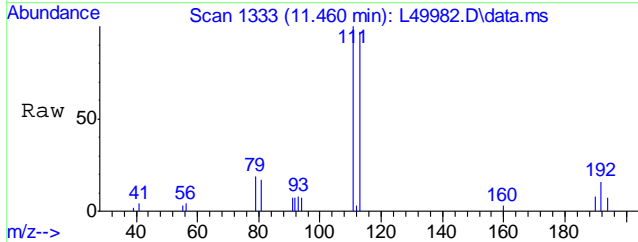
Tgt Ion	Resp	Lower	Upper
72	100		
43	566.5	573.4	613.4#





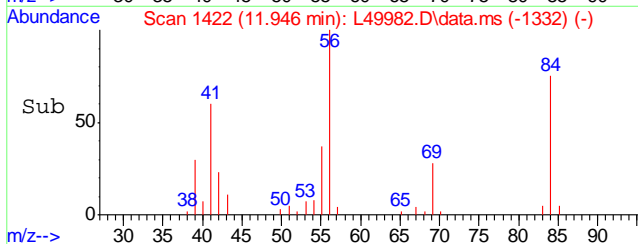
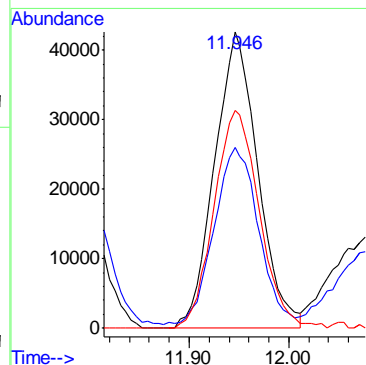
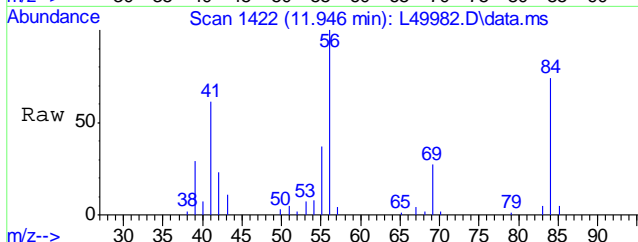
#36  
 Dibromofluoromethane  
 Concen: 18.03 ug/Kg  
 RT: 11.460 min Scan# 1333  
 Delta R.T. 0.000 min  
 Lab File: L49982.D  
 Acq: 12 Jul 2016 5:42 pm

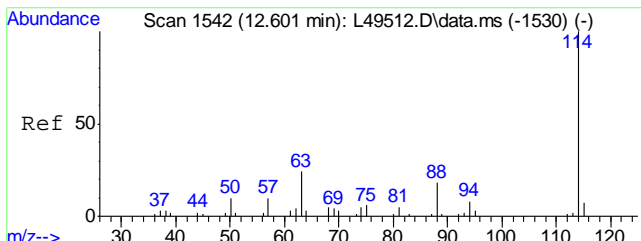
Tgt Ion	Resp	Lower	Upper
111	100		
113	96.9	78.6	118.6
192	15.5	0.0	34.1



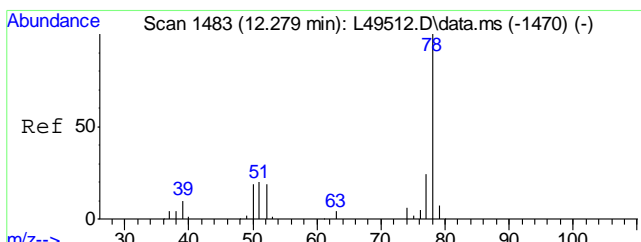
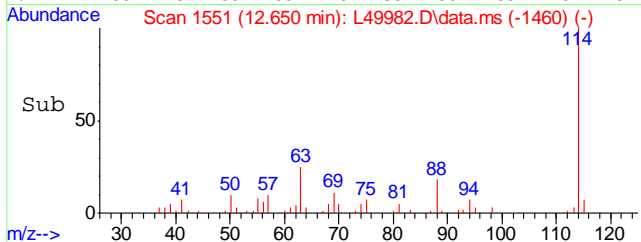
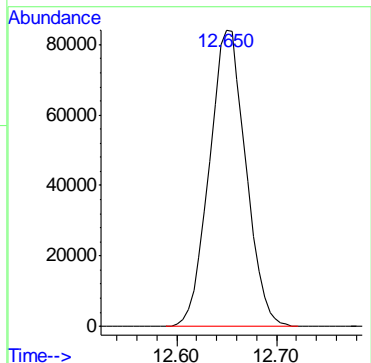
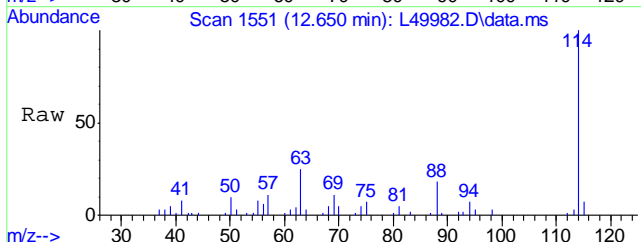
#38  
 Cyclohexane  
 Concen: 23.27 ug/Kg  
 RT: 11.946 min Scan# 1422  
 Delta R.T. -0.011 min  
 Lab File: L49982.D  
 Acq: 12 Jul 2016 5:42 pm

Tgt Ion	Resp	Lower	Upper
56	100		
41	60.8	53.7	80.5
84	77.0	60.5	90.7

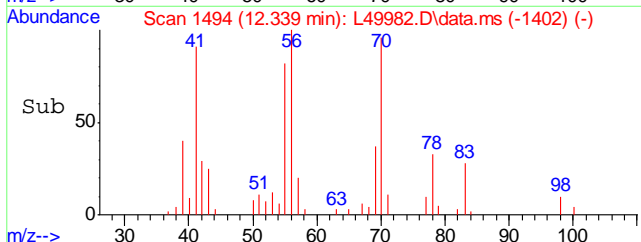
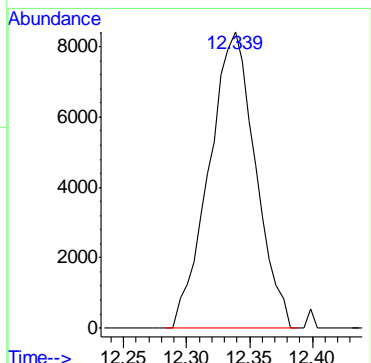
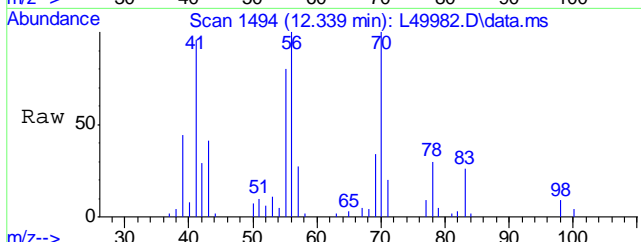


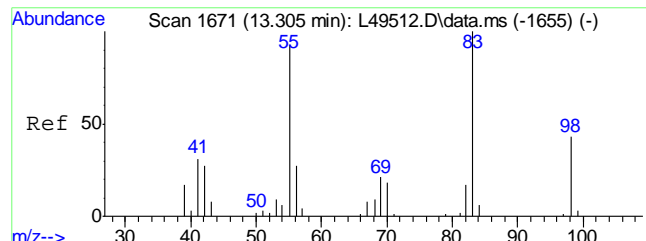


#40  
 1,4-Difluorobenzene  
 Concen: 20.00 ug/Kg  
 RT: 12.650 min Scan# 1551  
 Delta R.T. -0.005 min  
 Lab File: L49982.D  
 Acq: 12 Jul 2016 5:42 pm  
 Tgt Ion:114 Resp: 2132511



#45  
 Benzene  
 Concen: 1.35 ug/Kg  
 RT: 12.339 min Scan# 1494  
 Delta R.T. 0.000 min  
 Lab File: L49982.D  
 Acq: 12 Jul 2016 5:42 pm  
 Tgt Ion: 78 Resp: 215132

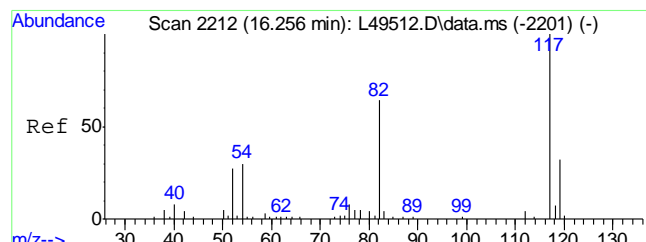
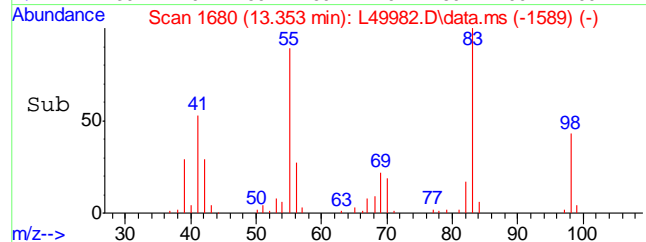
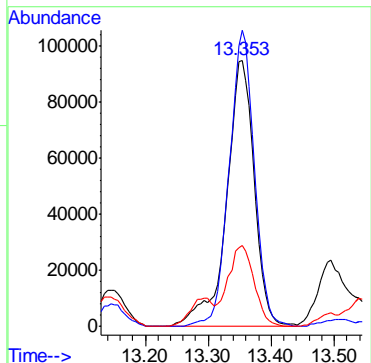
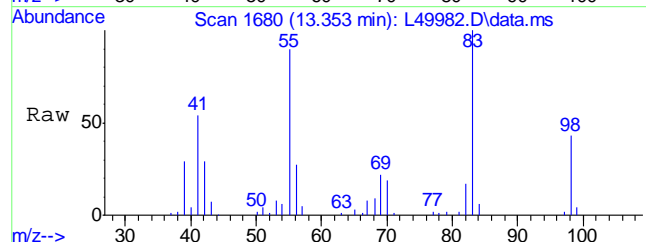




#48  
Methylcyclohexane  
Concen: 58.26 ug/Kg  
RT: 13.353 min Scan# 1680  
Delta R.T. -0.005 min  
Lab File: L49982.D  
Acq: 12 Jul 2016 5:42 pm

Tgt Ion: 55 Resp: 2909107

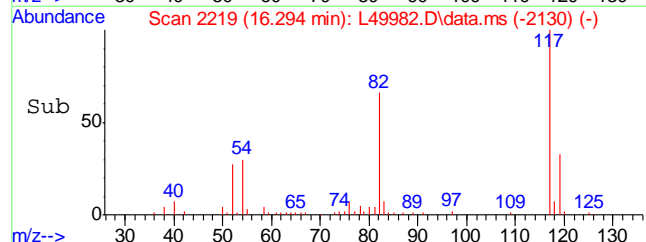
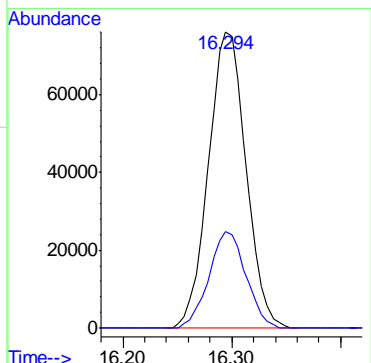
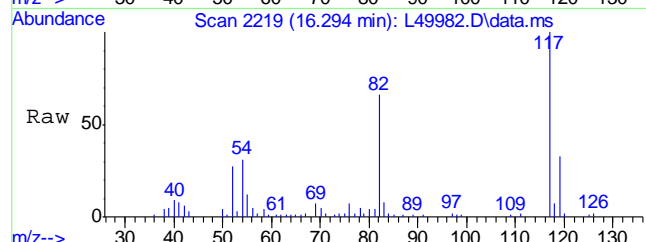
Ion	Ratio	Lower	Upper
55	100		
83	100.6	80.6	120.6
56	29.0	11.5	51.5

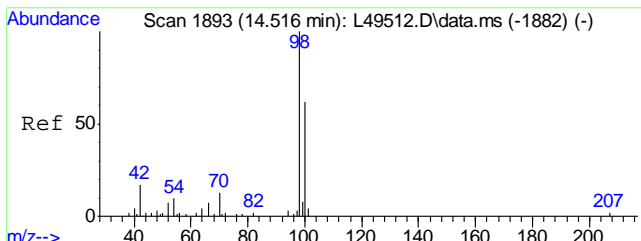


#55  
Chlorobenzene-d5  
Concen: 20.00 ug/Kg  
RT: 16.294 min Scan# 2219  
Delta R.T. -0.016 min  
Lab File: L49982.D  
Acq: 12 Jul 2016 5:42 pm

Tgt Ion: 117 Resp: 1822657

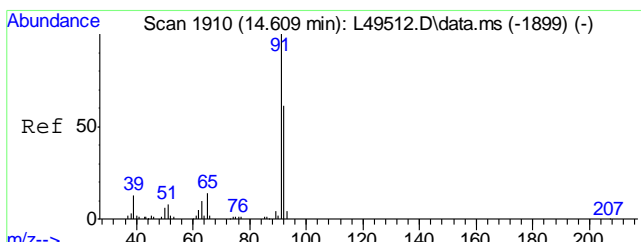
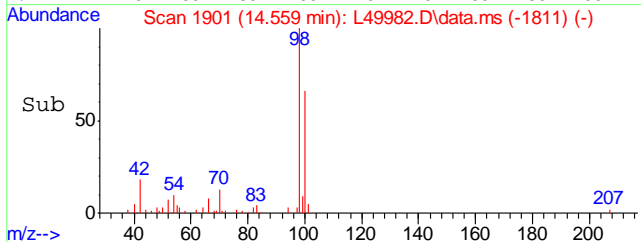
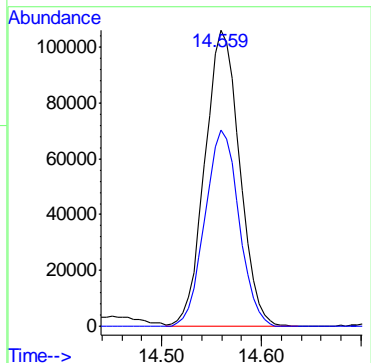
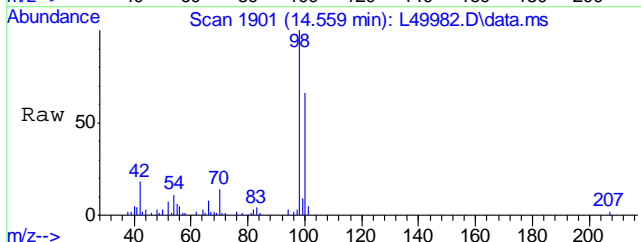
Ion	Ratio	Lower	Upper
117	100		
119	32.0	10.2	50.2





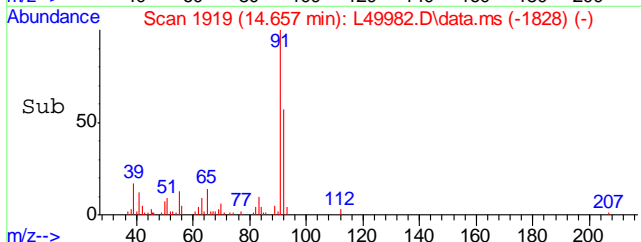
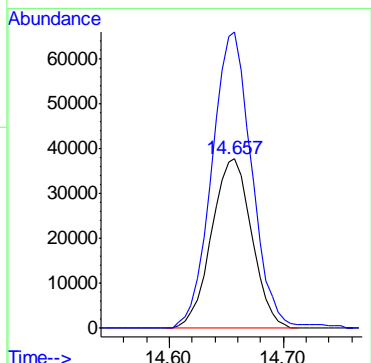
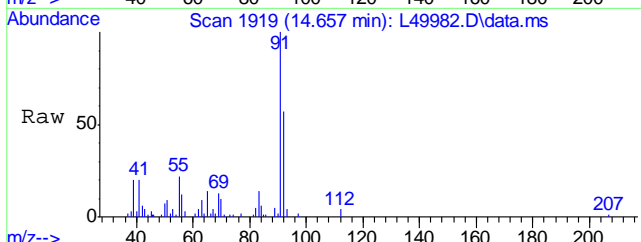
#56  
Toluene-d8  
Concen: 19.91 ug/Kg  
RT: 14.559 min Scan# 1901  
Delta R.T. -0.011 min  
Lab File: L49982.D  
Acq: 12 Jul 2016 5:42 pm

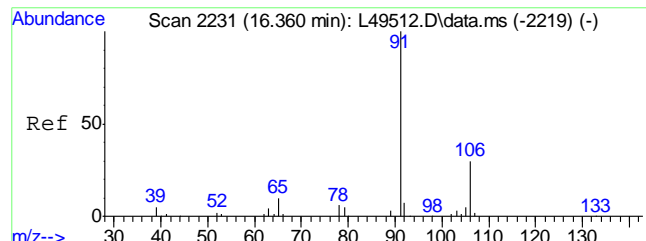
Tgt Ion: 98 Resp: 2562816  
Ion Ratio Lower Upper  
98 100  
100 65.0 45.2 85.2



#57  
Toluene  
Concen: 10.17 ug/Kg  
RT: 14.657 min Scan# 1919  
Delta R.T. -0.005 min  
Lab File: L49982.D  
Acq: 12 Jul 2016 5:42 pm

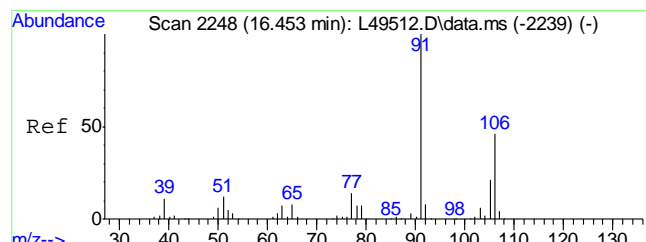
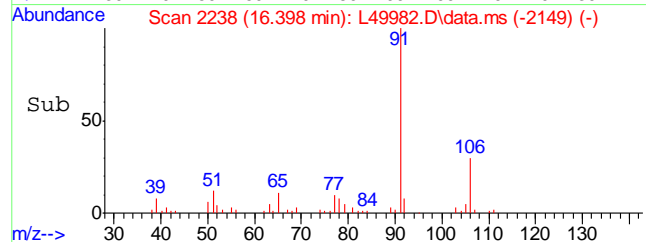
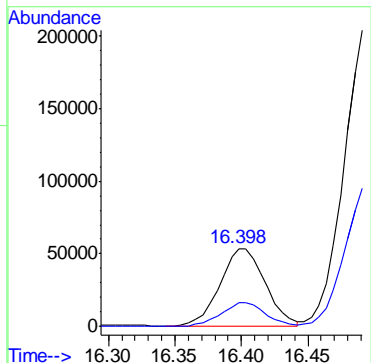
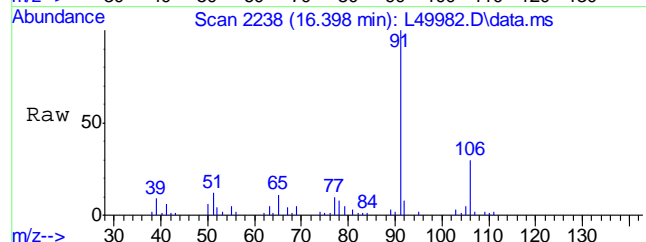
Tgt Ion: 92 Resp: 918854  
Ion Ratio Lower Upper  
92 100  
91 174.3 149.2 189.2





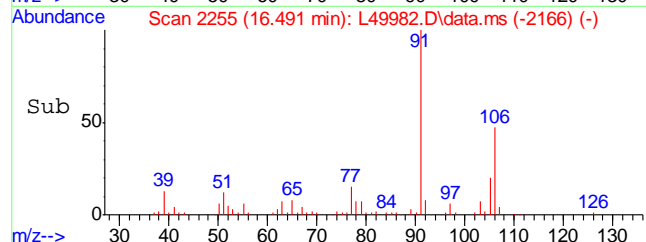
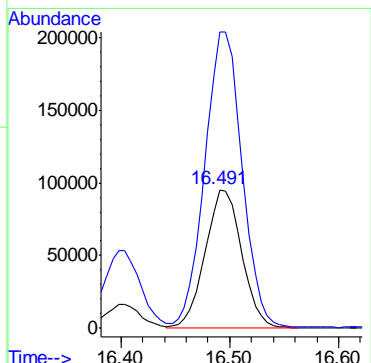
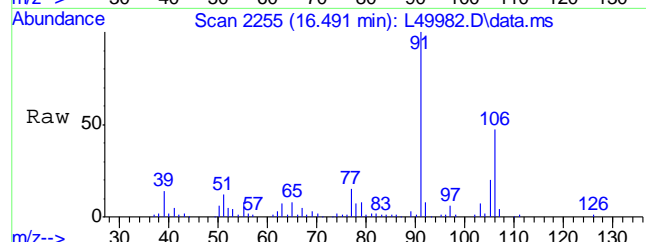
#67  
Ethyl Benzene  
Concen: 7.26 ug/Kg  
RT: 16.398 min Scan# 2238  
Delta R.T. -0.016 min  
Lab File: L49982.D  
Acq: 12 Jul 2016 5:42 pm

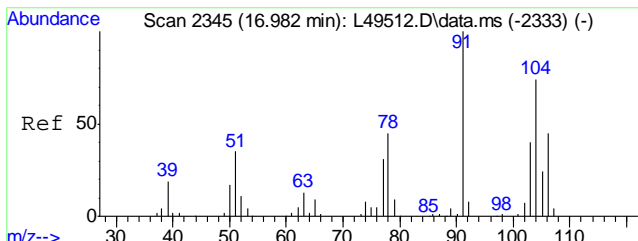
Tgt Ion: 91 Resp: 1278057  
Ion Ratio Lower Upper  
91 100  
106 29.2 8.6 48.6



#68  
Xylene, m+p  
Concen: 35.57 ug/Kg  
RT: 16.491 min Scan# 2255  
Delta R.T. -0.016 min  
Lab File: L49982.D  
Acq: 12 Jul 2016 5:42 pm

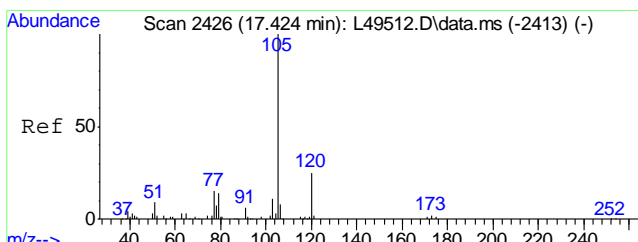
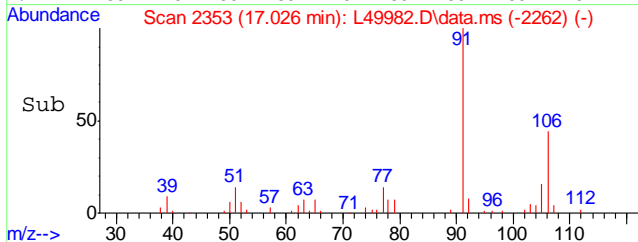
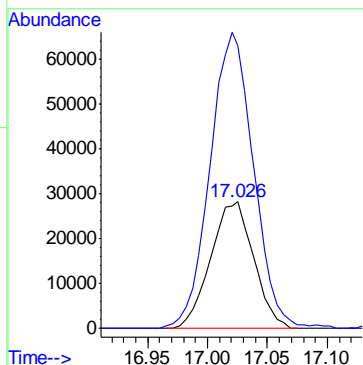
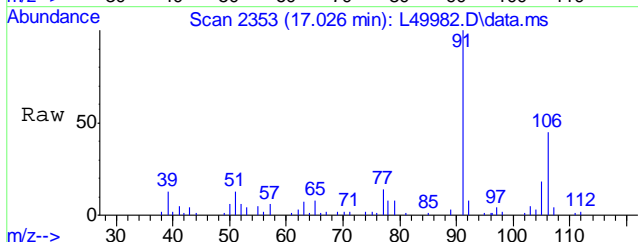
Tgt Ion: 106 Resp: 2221882  
Ion Ratio Lower Upper  
106 100  
91 217.5 202.1 242.1





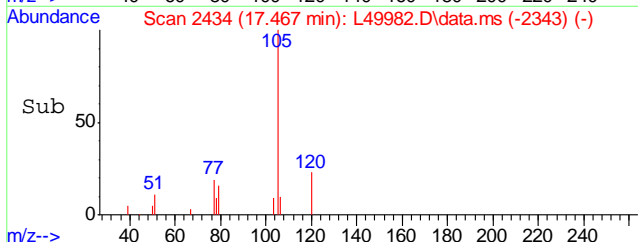
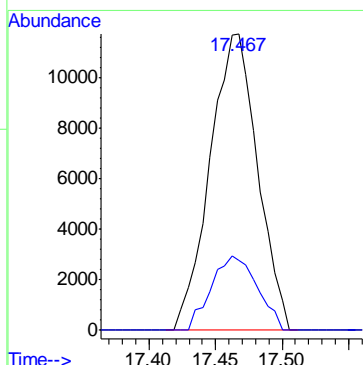
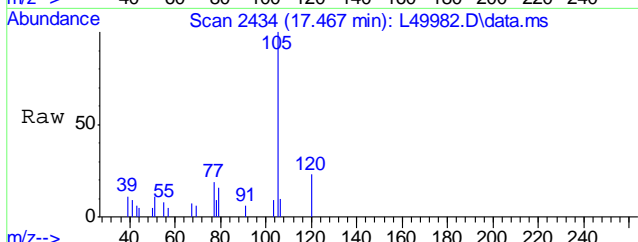
#69  
Xylene, o  
Concen: 11.00 ug/Kg  
RT: 17.026 min Scan# 2353  
Delta R.T. -0.005 min  
Lab File: L49982.D  
Acq: 12 Jul 2016 5:42 pm

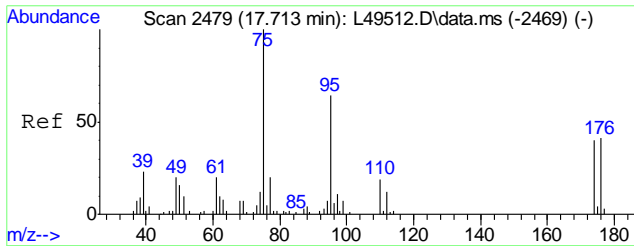
Tgt Ion	Ratio	Lower	Upper
106	100		
91	237.0	212.6	252.6



#73  
Isopropylbenzene  
Concen: 1.85 ug/Kg  
RT: 17.467 min Scan# 2434  
Delta R.T. -0.005 min  
Lab File: L49982.D  
Acq: 12 Jul 2016 5:42 pm

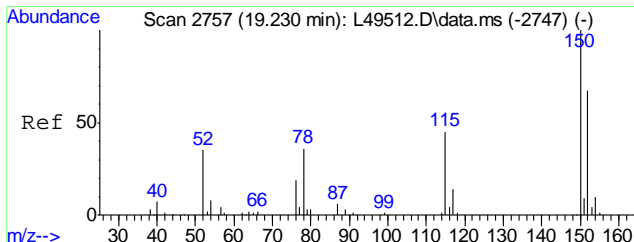
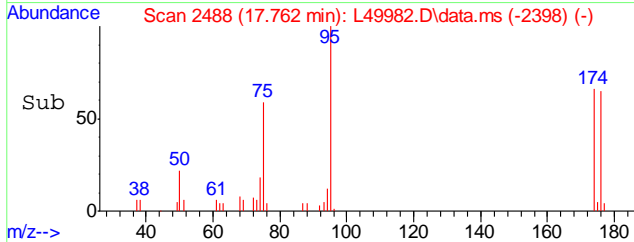
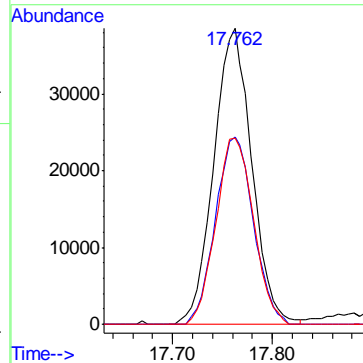
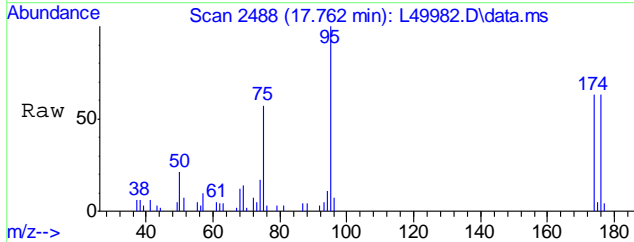
Tgt Ion	Ratio	Lower	Upper
105	100		
120	24.1	4.1	44.1





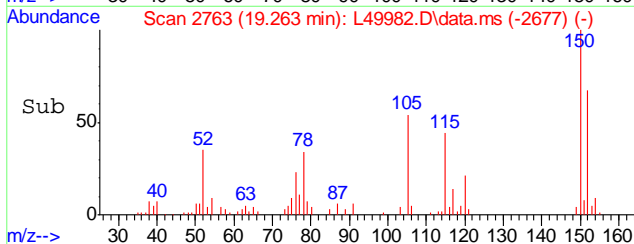
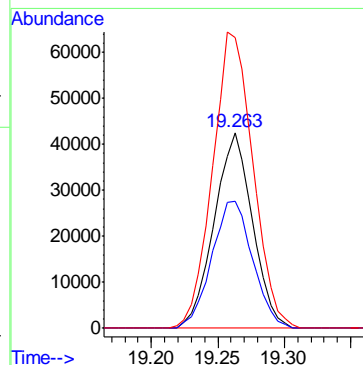
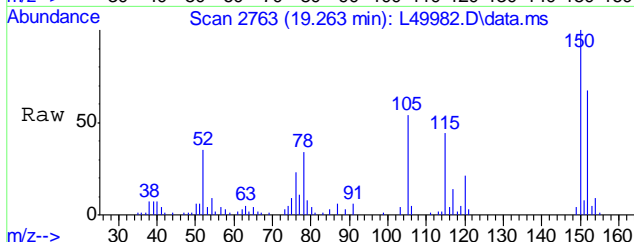
#74  
4-Bromofluorobenzene  
Concen: 19.06 ug/Kg  
RT: 17.762 min Scan# 2488  
Delta R.T. -0.011 min  
Lab File: L49982.D  
Acq: 12 Jul 2016 5:42 pm

Tgt Ion	Resp	Lower	Upper
95	1019721		
174	63.2	41.6	81.6
176	62.3	39.6	79.6

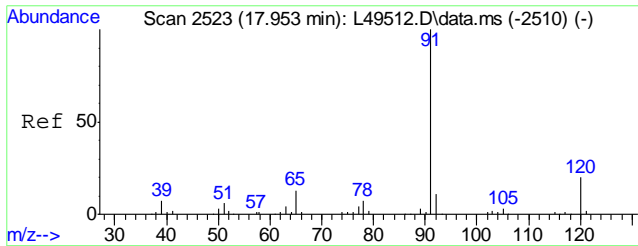


#77  
1,4-Dichlorobenzene-d4  
Concen: 20.00 ug/Kg  
RT: 19.263 min Scan# 2763  
Delta R.T. -0.030 min  
Lab File: L49982.D  
Acq: 12 Jul 2016 5:42 pm

Tgt Ion	Resp	Lower	Upper
152	855408		
152	100		
115	69.2	48.8	88.8
150	159.7	174.3	214.3#

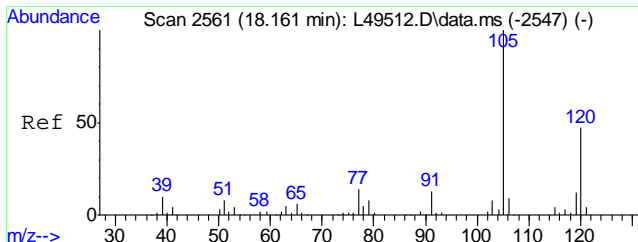
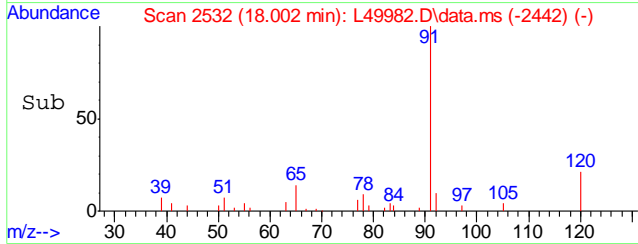
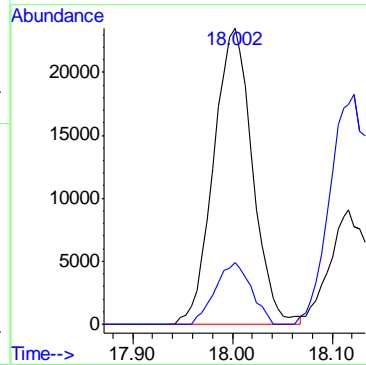
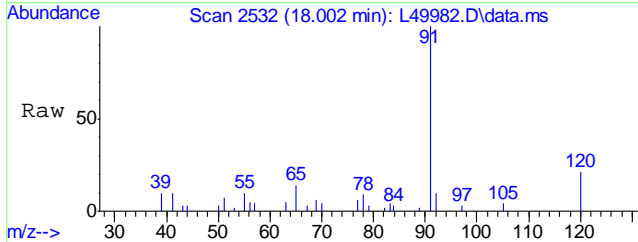






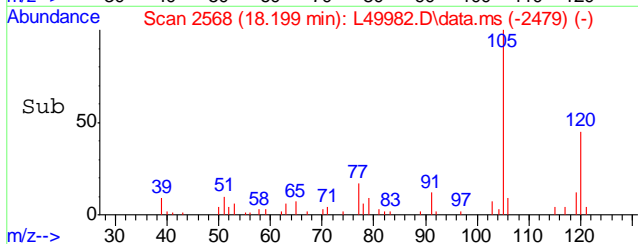
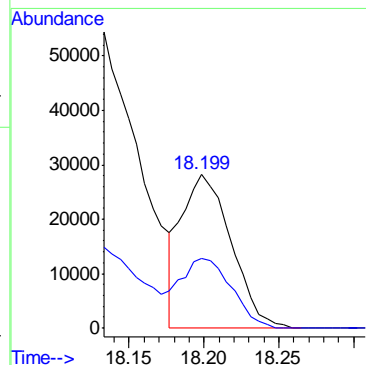
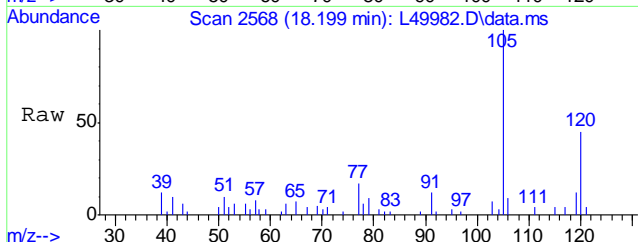
#79  
 n-Propylbenzene  
 Concen: 3.20 ug/Kg  
 RT: 18.002 min Scan# 2532  
 Delta R.T. -0.011 min  
 Lab File: L49982.D  
 Acq: 12 Jul 2016 5:42 pm

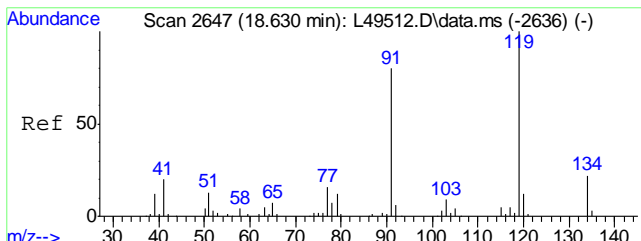
Tgt Ion: 91 Resp: 636675  
 Ion Ratio Lower Upper  
 91 100  
 120 19.3 0.0 39.7



#81  
 1,3,5-Trimethylbenzene  
 Concen: 4.87 ug/Kg  
 RT: 18.199 min Scan# 2568  
 Delta R.T. -0.016 min  
 Lab File: L49982.D  
 Acq: 12 Jul 2016 5:42 pm

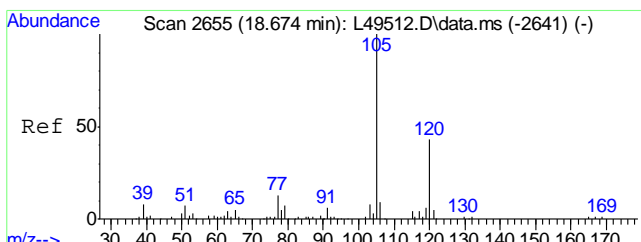
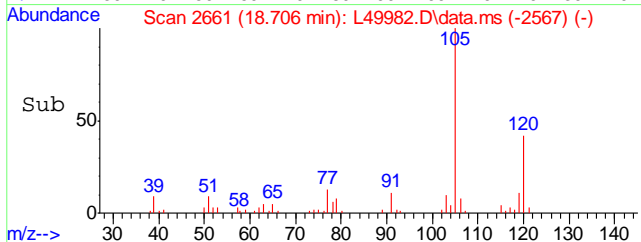
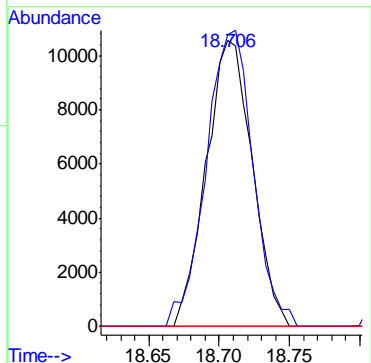
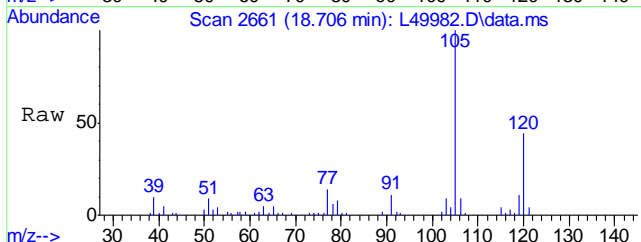
Tgt Ion: 105 Resp: 648114  
 Ion Ratio Lower Upper  
 105 100  
 120 48.7 24.8 64.8





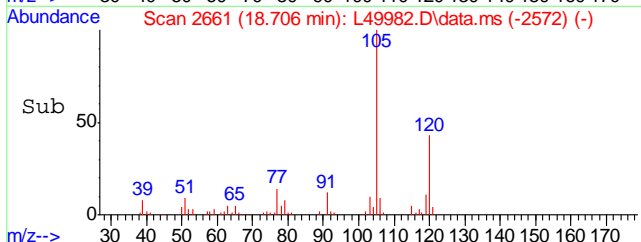
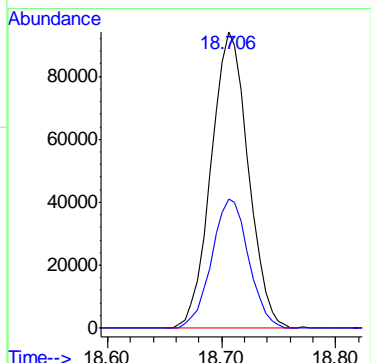
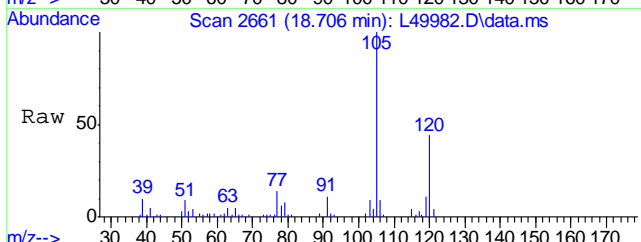
#84  
tert-Butylbenzene  
Concen: 1.87 ug/Kg  
RT: 18.706 min Scan# 2661  
Delta R.T. 0.014 min  
Lab File: L49982.D  
Acq: 12 Jul 2016 5:42 pm

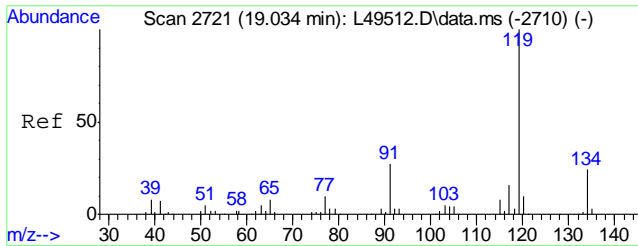
Tgt Ion	Resp	Lower	Upper
119	239580	100	
91	105.4	64.0	104.0#
134	0.0	0.0	38.8



#86  
1,2,4-Trimethylbenzene  
Concen: 15.00 ug/Kg  
RT: 18.706 min Scan# 2661  
Delta R.T. -0.016 min  
Lab File: L49982.D  
Acq: 12 Jul 2016 5:42 pm

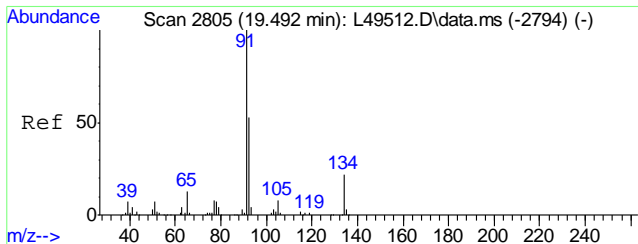
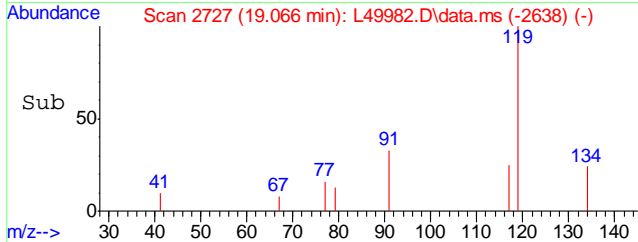
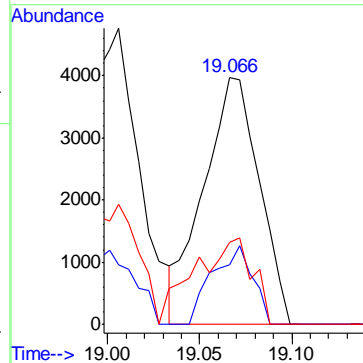
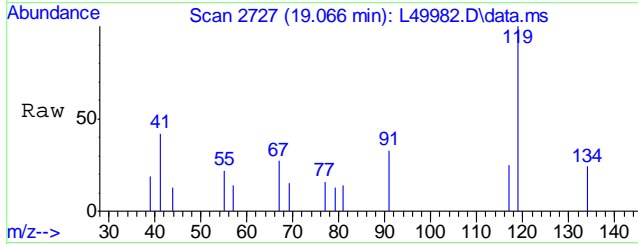
Tgt Ion	Resp	Lower	Upper
105	2129390	100	
120	43.3	29.7	69.7





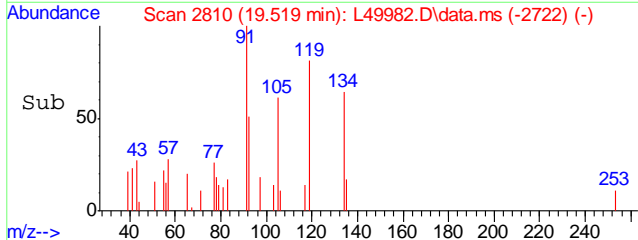
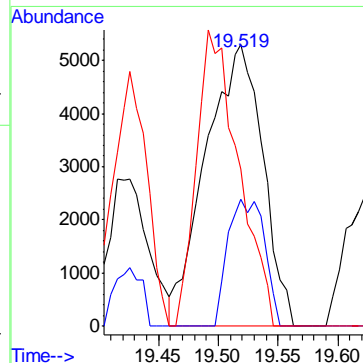
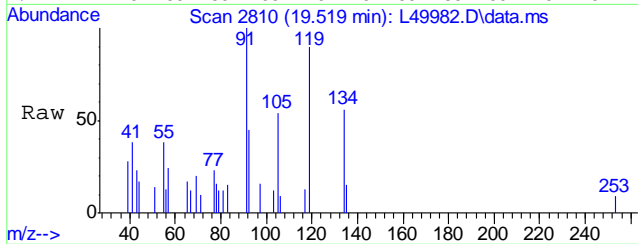
#88  
 p-Isopropyltoluene  
 Concen: 0.61 ug/Kg  
 RT: 19.066 min Scan# 2727  
 Delta R.T. -0.016 min  
 Lab File: L49982.D  
 Acq: 12 Jul 2016 5:42 pm

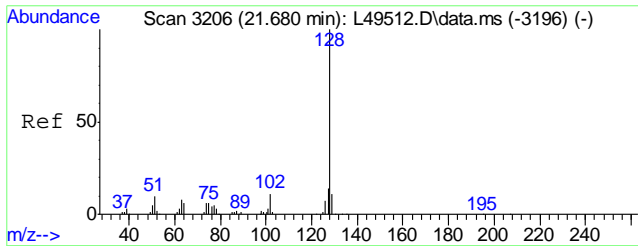
Tgt Ion	Resp	Lower	Upper
119	83362		
134	23.0	3.9	43.9
91	36.5	8.5	48.5



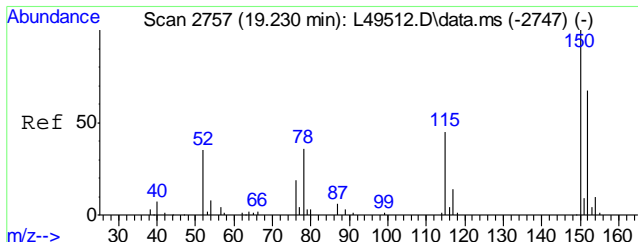
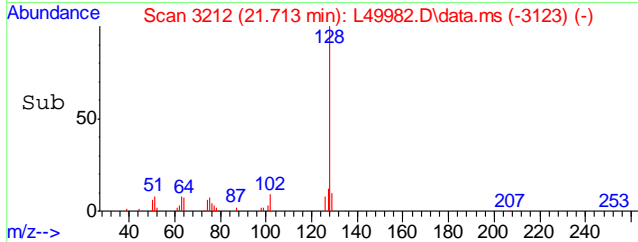
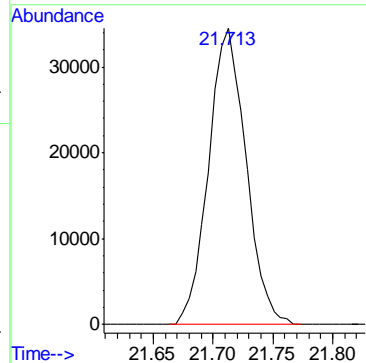
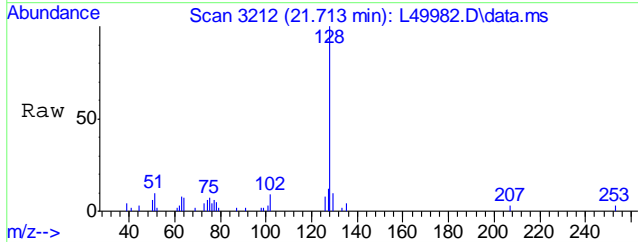
#92  
 n-Butylbenzene  
 Concen: 1.19 ug/Kg  
 RT: 19.519 min Scan# 2810  
 Delta R.T. -0.022 min  
 Lab File: L49982.D  
 Acq: 12 Jul 2016 5:42 pm

Tgt Ion	Resp	Lower	Upper
91	175100		
92	29.0	35.1	75.1#
134	77.4	1.1	41.1#





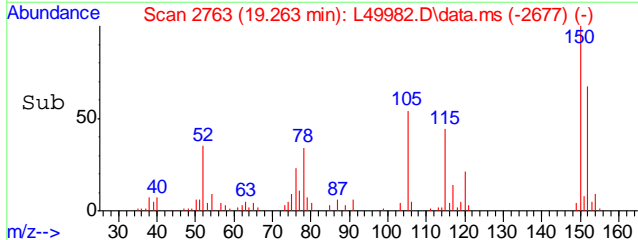
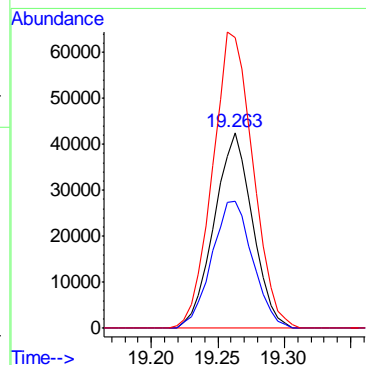
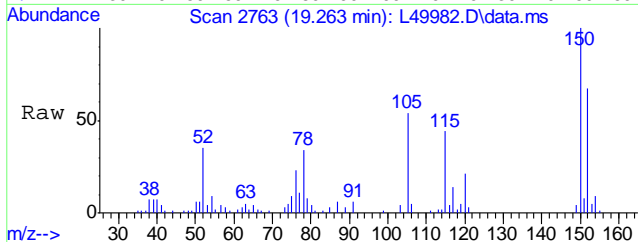
#97  
Naphthalene  
Concen: 5.75 ug/Kg  
RT: 21.713 min Scan# 3212  
Delta R.T. -0.016 min  
Lab File: L49982.D  
Acq: 12 Jul 2016 5:42 pm  
Tgt Ion:128 Resp: 746443

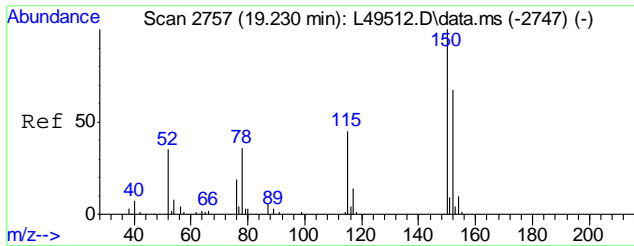


#99  
1,4-Dichlorobenzene-d4A  
Concen: 20.00 ug/Kg  
RT: 19.263 min Scan# 2763  
Delta R.T. -0.030 min  
Lab File: L49982.D  
Acq: 12 Jul 2016 5:42 pm

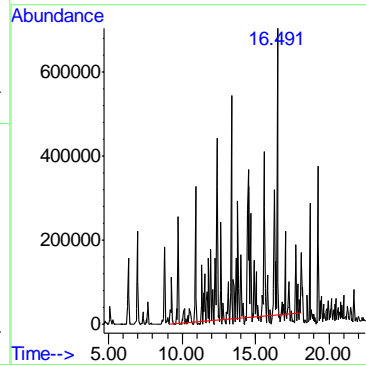
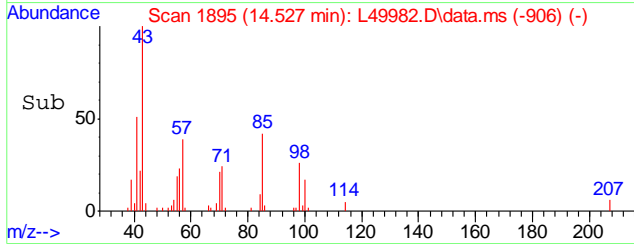
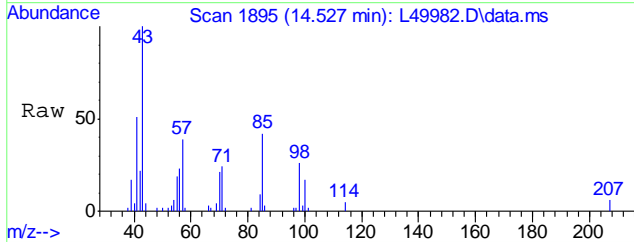
Tgt Ion:152 Resp: 855408

Ion	Ratio	Lower	Upper
152	100		
115	69.2	41.6	81.6
150	159.7	176.9	216.9#





#100  
TPH-GRO (C6-C10)  
Concen: 1039.07 ug/Kg m  
RT: 14.525 min Scan# 1895  
Delta R.T. 0.000 min  
Lab File: L49982.D  
Acq: 12 Jul 2016 5:42 pm  
Tgt Ion:TIC Resp:246695097



6.1.9  
6

## Quantitation Report (QT Reviewed)

Data Path : C:\msdchem\1\DATA\L160712\  
 Data File : L49983.D  
 Acq On : 12 Jul 2016 6:11 pm  
 Operator : johannat  
 Sample : C46435-12  
 Misc : MS1912,VL1499,5.35,,,,,1  
 ALS Vial : 16 Sample Multiplier: 1

Quant Time: Jul 13 11:01:47 2016  
 Quant Method : C:\msdchem\1\METHODS\VL1485S.M  
 Quant Title : EPA -8260B  
 QLast Update : Mon Jul 11 13:46:33 2016  
 Response via : Initial Calibration

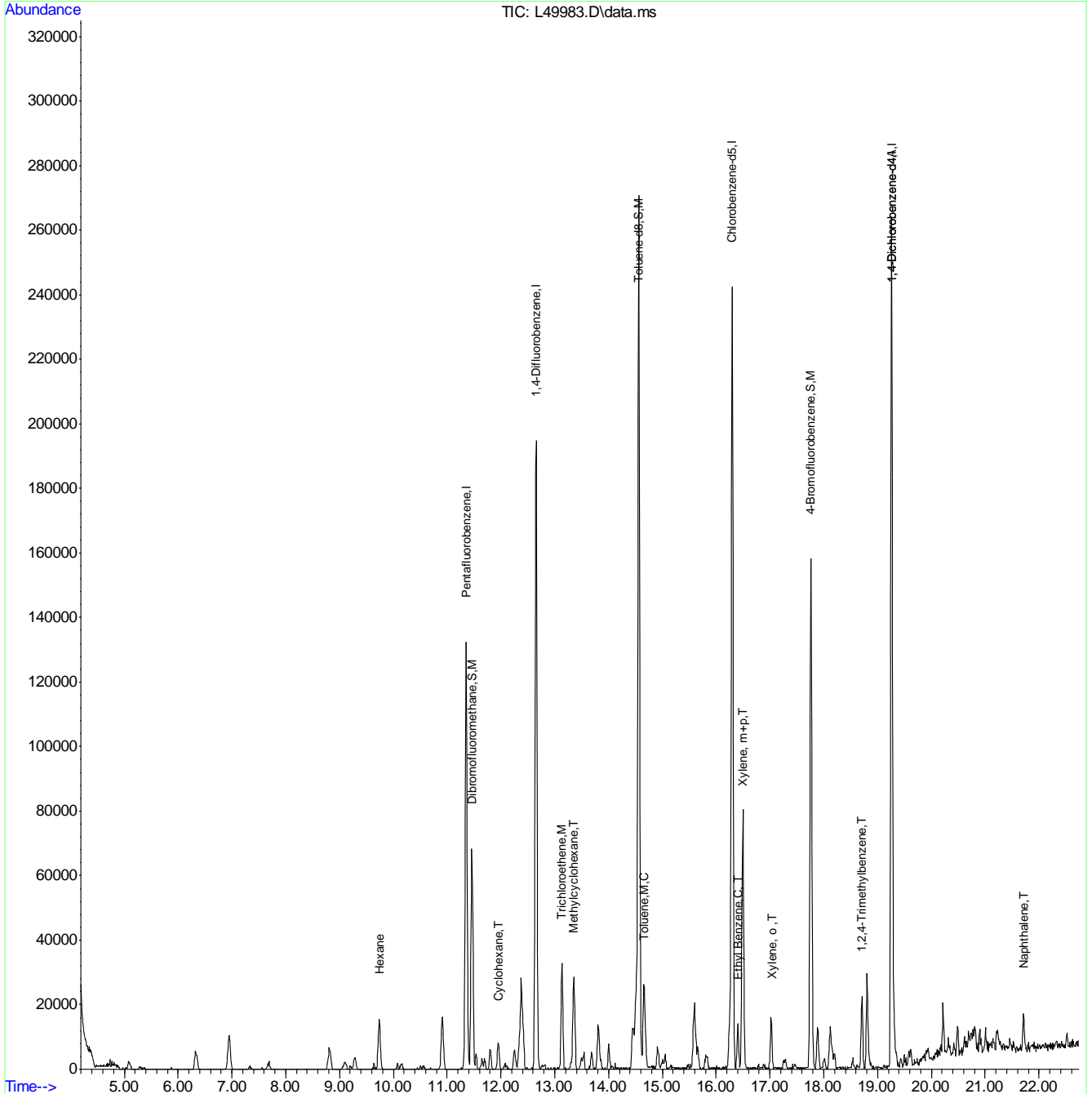
Compound	R.T.	QIon	Response	Conc	Units	Dev(Min)
Internal Standards						
1) Pentafluorobenzene	11.357	168	1181185	20.00	ug/Kg	0.00
40) 1,4-Difluorobenzene	12.655	114	2035239	20.00	ug/Kg	0.00
55) Chlorobenzene-d5	16.295	117	1768575	20.00	ug/Kg	-0.02
77) 1,4-Dichlorobenzene-d4	19.263	152	818266	20.00	ug/Kg	-0.03
99) 1,4-Dichlorobenzene-d4A	19.263	152	818266	20.00	ug/Kg	-0.03
System Monitoring Compounds						
36) Dibromofluoromethane	11.460	111	613623	17.35	ug/Kg	0.00
Spiked Amount	20.000	Range 72 - 140	Recovery	=	86.75%	
56) Toluene-d8	14.565	98	2416138	19.34	ug/Kg	0.00
Spiked Amount	20.000	Range 87 - 113	Recovery	=	96.70%	
74) 4-Bromofluorobenzene	17.762	95	932625	17.97	ug/Kg	-0.01
Spiked Amount	20.000	Range 81 - 115	Recovery	=	89.85%	
Target Compounds						
						Qvalue
24) Hexane	9.736	57	116825	3.13	ug/Kg	99
38) Cyclohexane	11.957	56	67657	1.27	ug/Kg	93
46) Trichloroethene	13.135	95	147783	3.92	ug/Kg	91
48) Methylcyclohexane	13.354	55	163817	3.44	ug/Kg	97
57) Toluene	14.652	92	141265	1.61	ug/Kg	96
67) Ethyl Benzene	16.404	91	164853	0.96	ug/Kg	98
68) Xylene, m+p	16.502	106	296265	4.89	ug/Kg	99
69) Xylene, o	17.031	106	66900	1.08	ug/Kg#	86
86) 1,2,4-Trimethylbenzene	18.706	105	199897	1.47	ug/Kg	90
97) Naphthalene	21.713	128	149259	1.20	ug/Kg	100
100) TPH-GRO (C6-C10)	14.525	TIC	11838418m	Below	Cal	

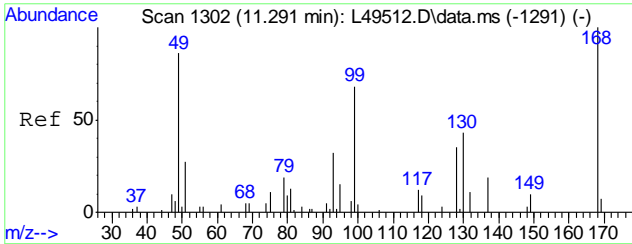
(#) = qualifier out of range (m) = manual integration (+) = signals summed

Quantitation Report (QT Reviewed)

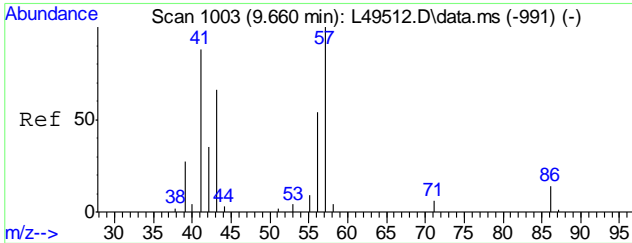
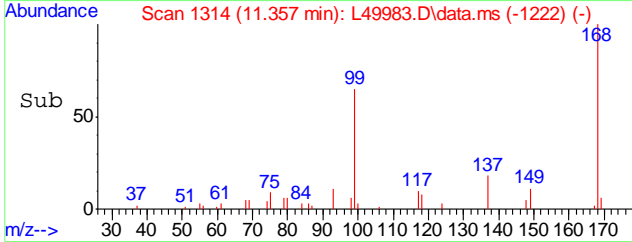
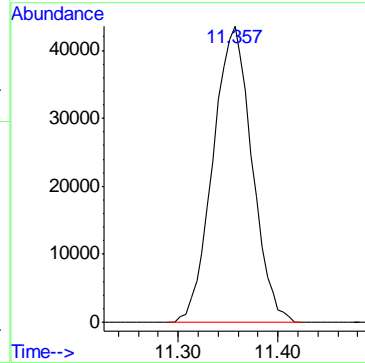
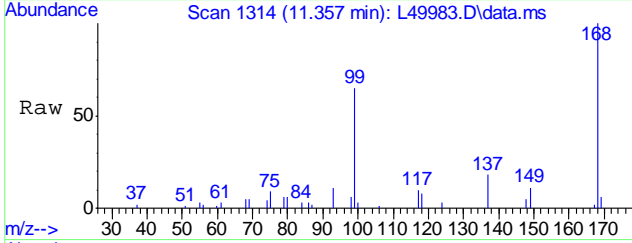
Data Path : C:\msdchem\1\DATA\L160712\  
Data File : L49983.D  
Acq On : 12 Jul 2016 6:11 pm  
Operator : johannat  
Sample : C46435-12  
Misc : MS1912,VL1499,5.35,,,,,1  
ALS Vial : 16 Sample Multiplier: 1

Quant Time: Jul 13 11:01:47 2016  
Quant Method : C:\msdchem\1\METHODS\VL1485S.M  
Quant Title : EPA -8260B  
QLast Update : Mon Jul 11 13:46:33 2016  
Response via : Initial Calibration





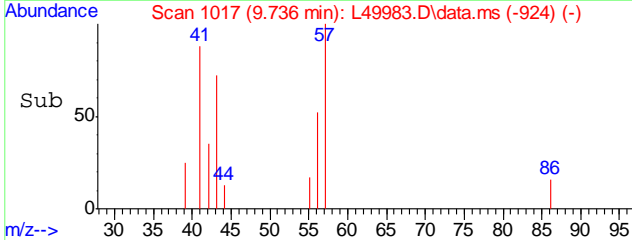
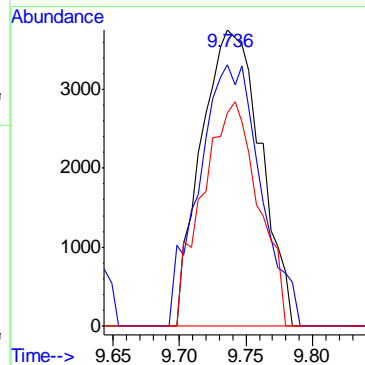
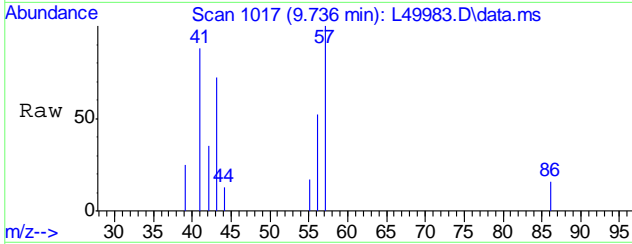
#1  
 Pentafluorobenzene  
 Concen: 20.00 ug/Kg  
 RT: 11.357 min Scan# 1314  
 Delta R.T. 0.000 min  
 Lab File: L49983.D  
 Acq: 12 Jul 2016 6:11 pm  
 Tgt Ion:168 Resp: 1181185



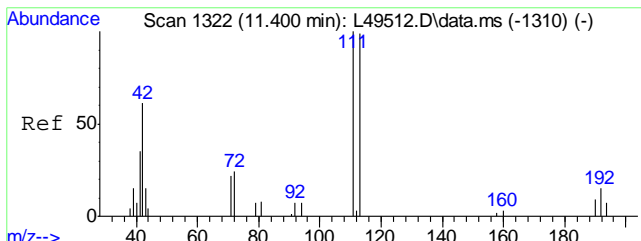
#24  
 Hexane  
 Concen: 3.13 ug/Kg  
 RT: 9.736 min Scan# 1017  
 Delta R.T. 0.006 min  
 Lab File: L49983.D  
 Acq: 12 Jul 2016 6:11 pm

Tgt Ion: 57 Resp: 116825

Ion	Ratio	Lower	Upper
57	100		
41	91.5	73.8	110.8
43	71.4	56.6	84.8

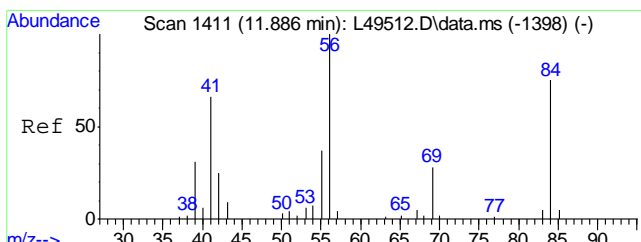
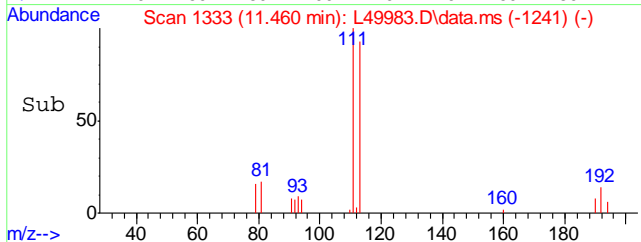
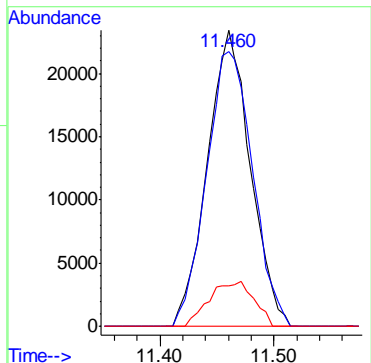
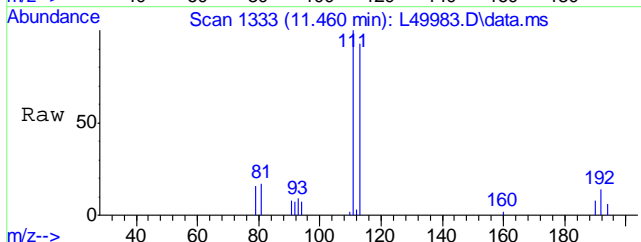






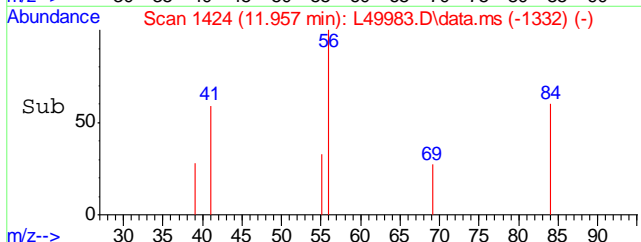
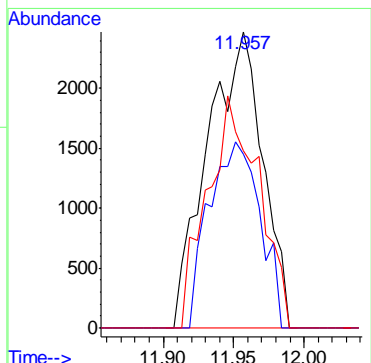
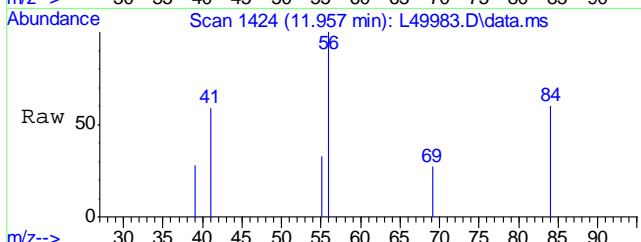
#36  
 Dibromofluoromethane  
 Concen: 17.35 ug/Kg  
 RT: 11.460 min Scan# 1333  
 Delta R.T. 0.000 min  
 Lab File: L49983.D  
 Acq: 12 Jul 2016 6:11 pm

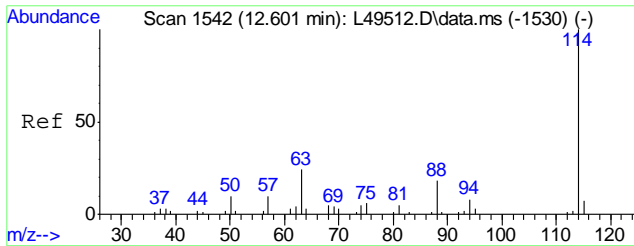
Tgt Ion	Resp	Lower	Upper
111	613623		
113	99.4	78.6	118.6
192	15.7	0.0	34.1



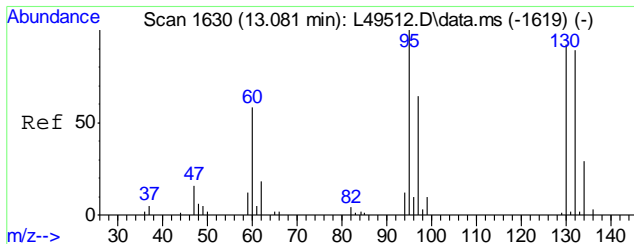
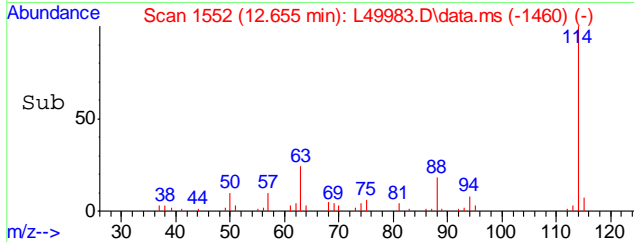
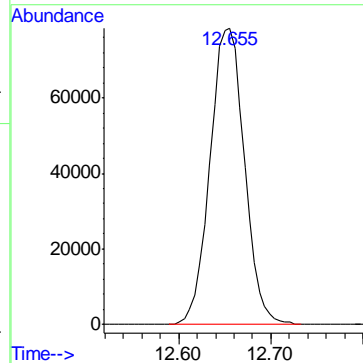
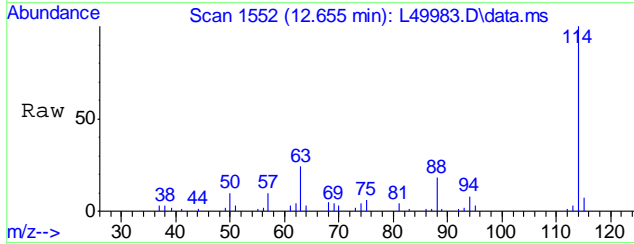
#38  
 Cyclohexane  
 Concen: 1.27 ug/Kg  
 RT: 11.957 min Scan# 1424  
 Delta R.T. 0.000 min  
 Lab File: L49983.D  
 Acq: 12 Jul 2016 6:11 pm

Tgt Ion	Resp	Lower	Upper
56	67657		
41	58.2	53.7	80.5
84	72.6	60.5	90.7





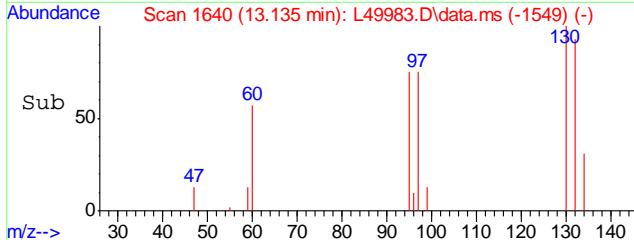
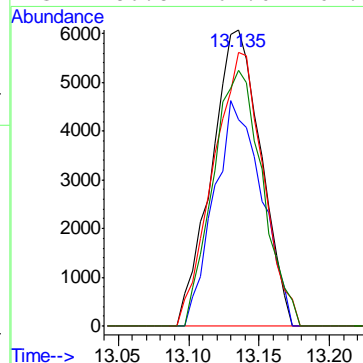
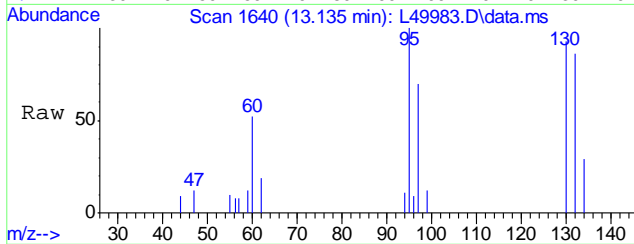
#40  
 1,4-Difluorobenzene  
 Concen: 20.00 ug/Kg  
 RT: 12.655 min Scan# 1552  
 Delta R.T. 0.000 min  
 Lab File: L49983.D  
 Acq: 12 Jul 2016 6:11 pm  
 Tgt Ion:114 Resp: 2035239

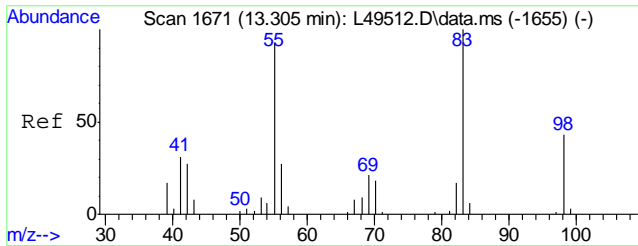


#46  
 Trichloroethene  
 Concen: 3.92 ug/Kg  
 RT: 13.135 min Scan# 1640  
 Delta R.T. -0.005 min  
 Lab File: L49983.D  
 Acq: 12 Jul 2016 6:11 pm

Tgt Ion: 95 Resp: 147783

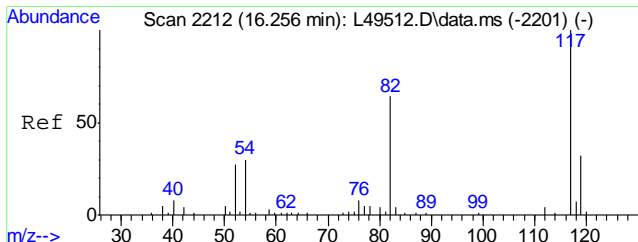
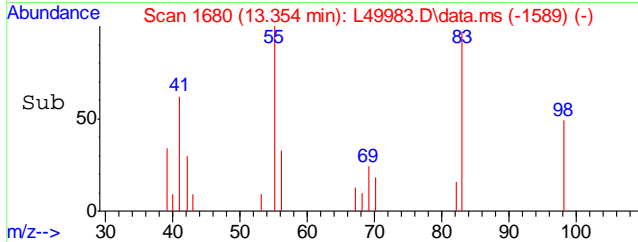
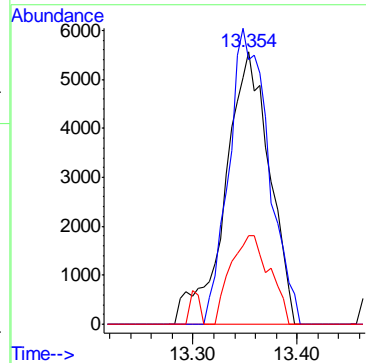
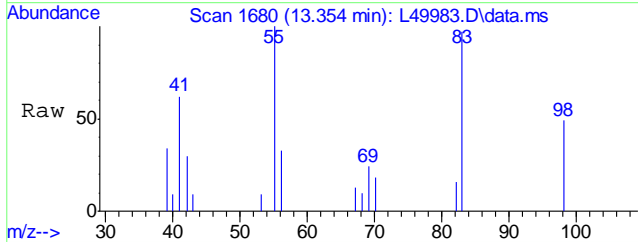
Ion	Ratio	Lower	Upper
95	100		
97	73.8	43.5	83.5
130	93.7	65.1	105.1
132	86.8	62.0	102.0





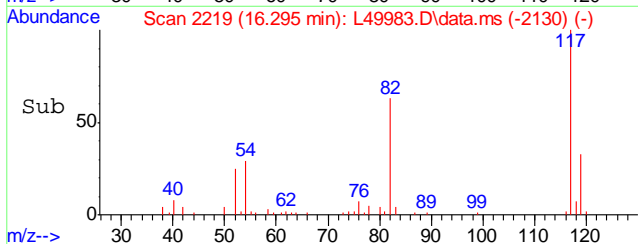
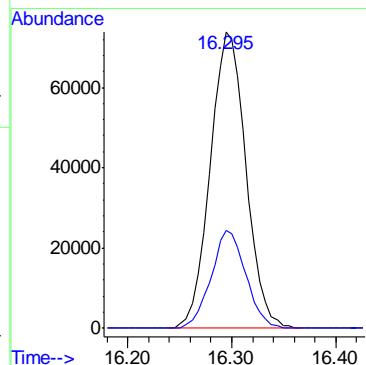
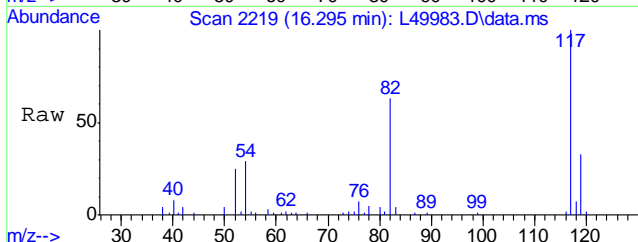
#48  
Methylcyclohexane  
Concen: 3.44 ug/Kg  
RT: 13.354 min Scan# 1680  
Delta R.T. -0.005 min  
Lab File: L49983.D  
Acq: 12 Jul 2016 6:11 pm

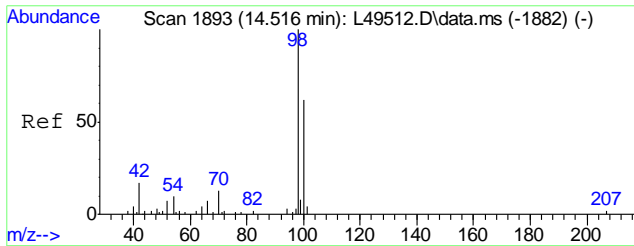
Tgt Ion	Resp	Lower	Upper
55	163817		
55	100		
83	98.3	80.6	120.6
56	28.9	11.5	51.5



#55  
Chlorobenzene-d5  
Concen: 20.00 ug/Kg  
RT: 16.295 min Scan# 2219  
Delta R.T. -0.016 min  
Lab File: L49983.D  
Acq: 12 Jul 2016 6:11 pm

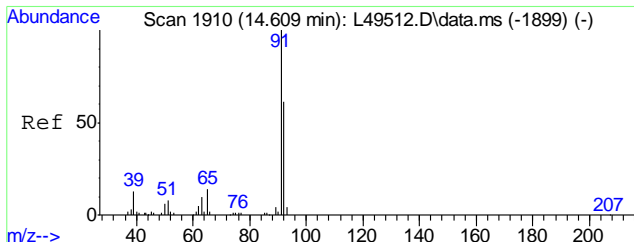
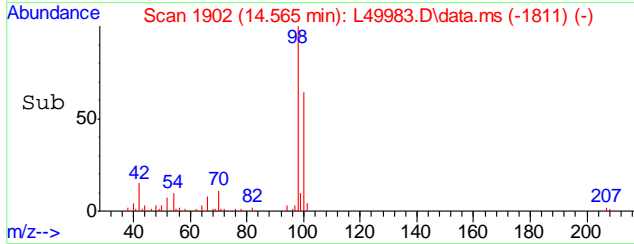
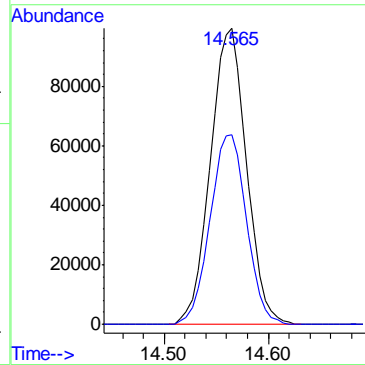
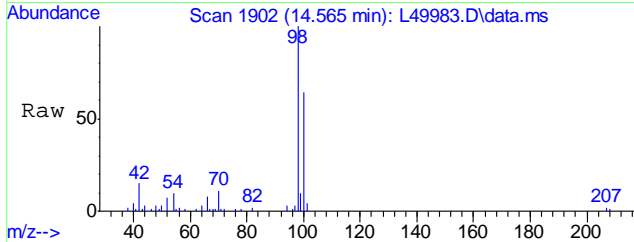
Tgt Ion	Resp	Lower	Upper
117	1768575		
117	100		
119	31.9	10.2	50.2





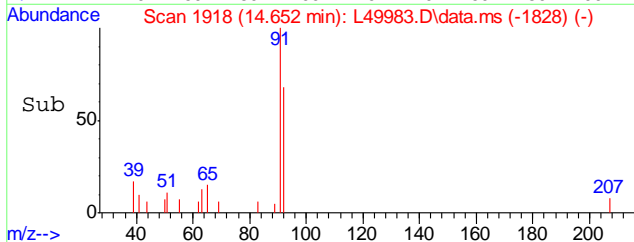
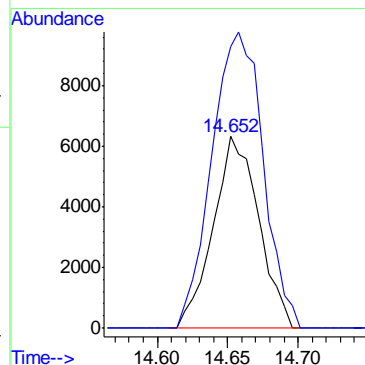
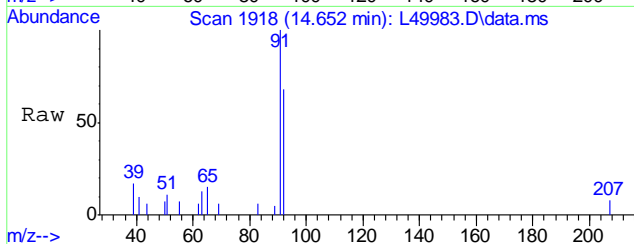
#56  
Toluene-d8  
Concen: 19.34 ug/Kg  
RT: 14.565 min Scan# 1902  
Delta R.T. -0.005 min  
Lab File: L49983.D  
Acq: 12 Jul 2016 6:11 pm

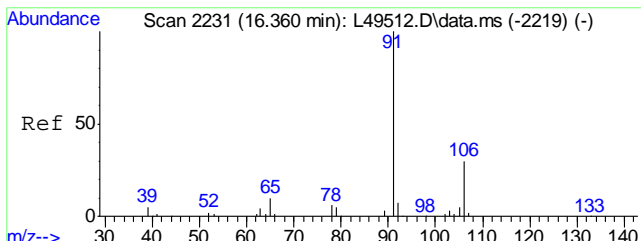
Tgt Ion: 98 Resp: 2416138  
Ion Ratio Lower Upper  
98 100  
100 64.7 45.2 85.2



#57  
Toluene  
Concen: 1.61 ug/Kg  
RT: 14.652 min Scan# 1918  
Delta R.T. -0.010 min  
Lab File: L49983.D  
Acq: 12 Jul 2016 6:11 pm

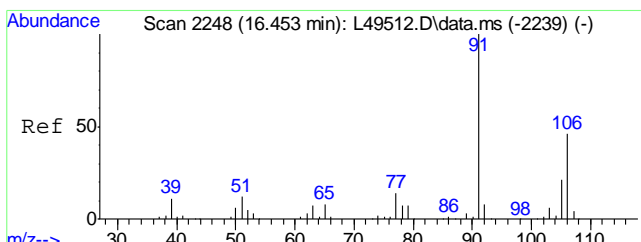
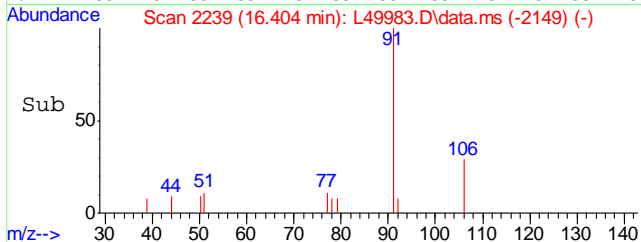
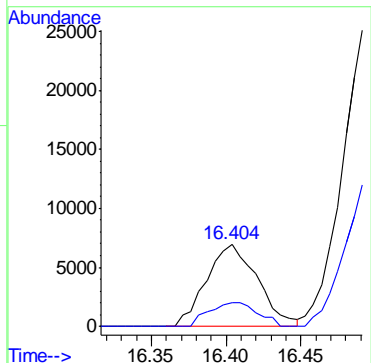
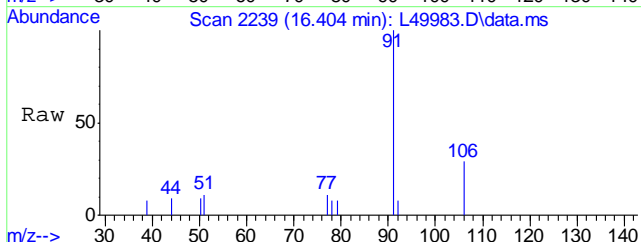
Tgt Ion: 92 Resp: 141265  
Ion Ratio Lower Upper  
92 100  
91 174.9 149.2 189.2





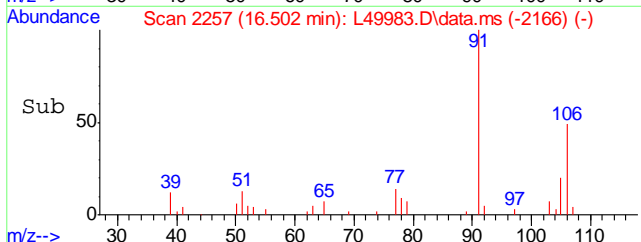
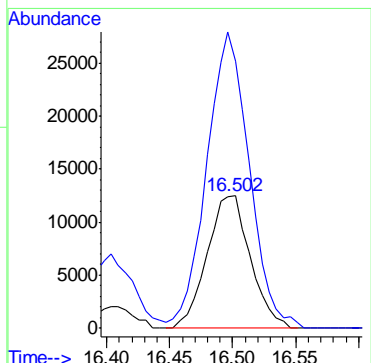
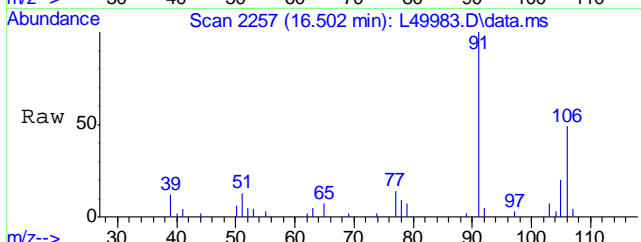
#67  
Ethyl Benzene  
Concen: 0.96 ug/Kg  
RT: 16.404 min Scan# 2239  
Delta R.T. -0.010 min  
Lab File: L49983.D  
Acq: 12 Jul 2016 6:11 pm

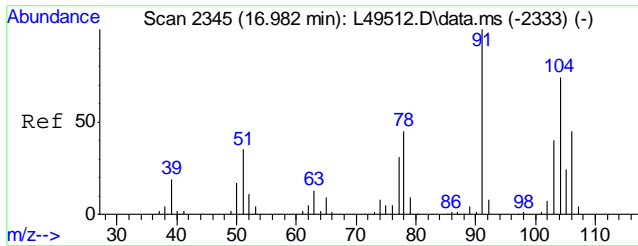
Tgt Ion	Resp	Lower	Upper
91	164853	100	
106	27.5	8.6	48.6



#68  
Xylene, m+p  
Concen: 4.89 ug/Kg  
RT: 16.502 min Scan# 2257  
Delta R.T. -0.005 min  
Lab File: L49983.D  
Acq: 12 Jul 2016 6:11 pm

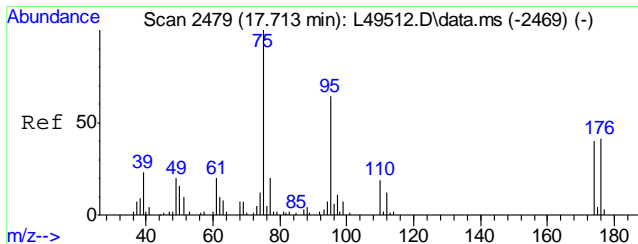
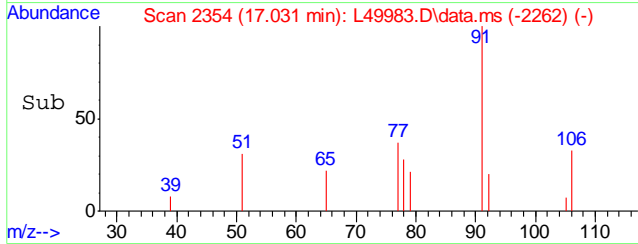
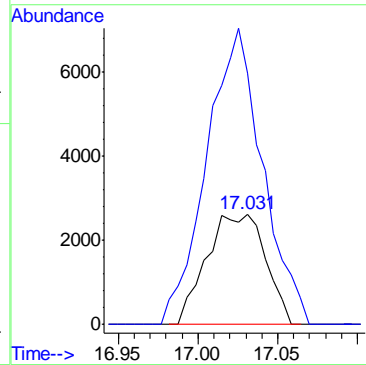
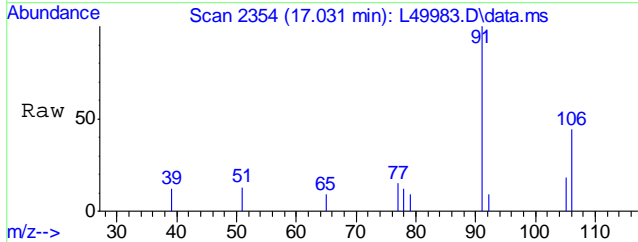
Tgt Ion	Resp	Lower	Upper
106	296265	100	
91	220.7	202.1	242.1





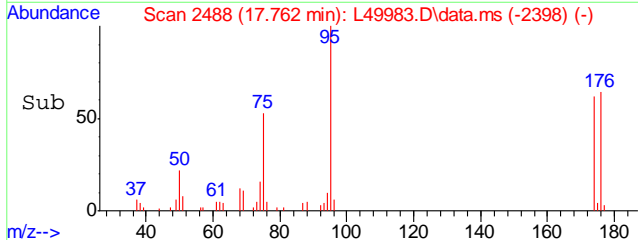
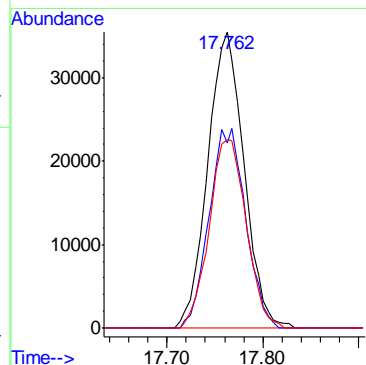
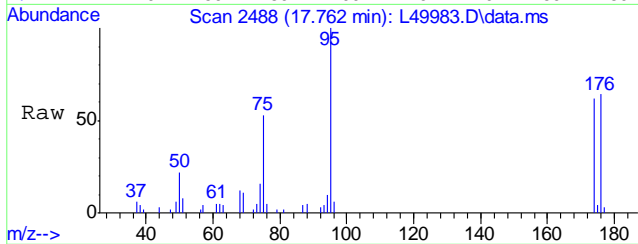
#69  
Xylene, o  
Concen: 1.08 ug/Kg  
RT: 17.031 min Scan# 2354  
Delta R.T. 0.000 min  
Lab File: L49983.D  
Acq: 12 Jul 2016 6:11 pm

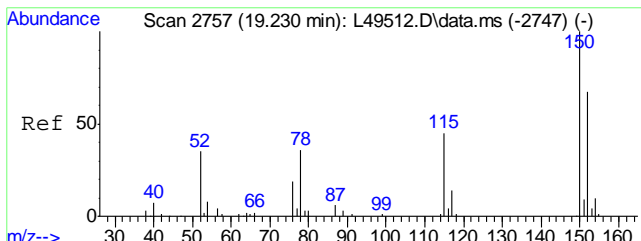
Tgt Ion: 106 Resp: 66900  
Ion Ratio Lower Upper  
106 100  
91 256.5 212.6 252.6#



#74  
4-Bromofluorobenzene  
Concen: 17.97 ug/Kg  
RT: 17.762 min Scan# 2488  
Delta R.T. -0.010 min  
Lab File: L49983.D  
Acq: 12 Jul 2016 6:11 pm

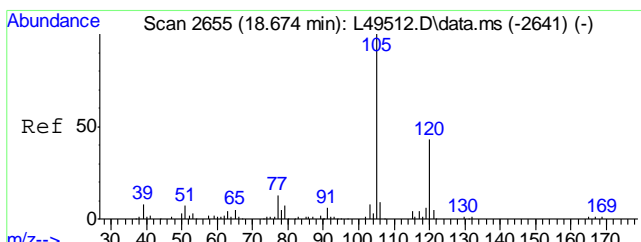
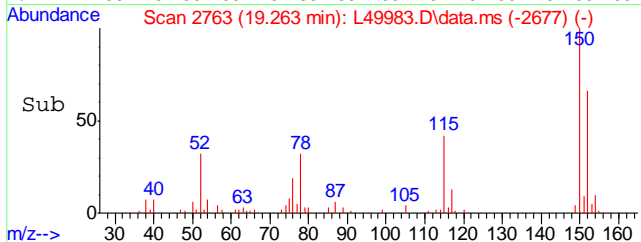
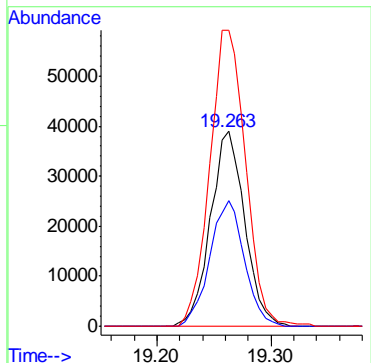
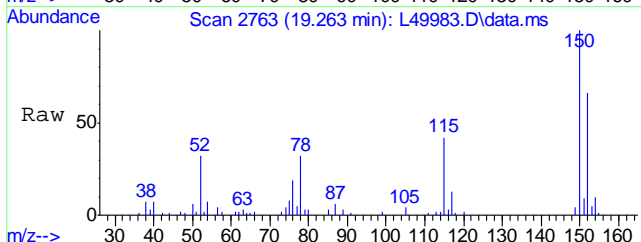
Tgt Ion: 95 Resp: 932625  
Ion Ratio Lower Upper  
95 100  
174 67.8 41.6 81.6  
176 64.8 39.6 79.6





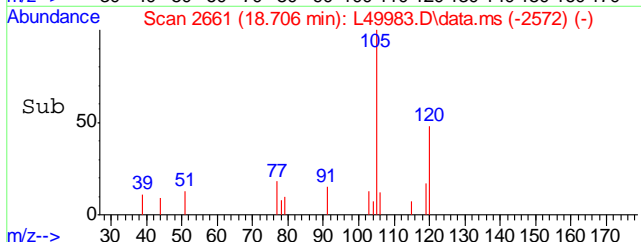
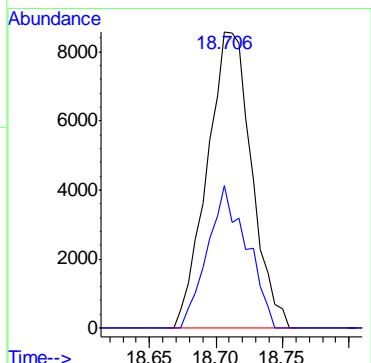
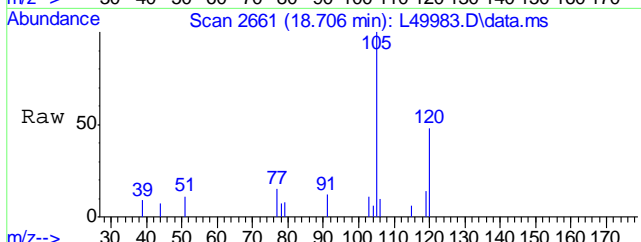
#77  
 1,4-Dichlorobenzene-d4  
 Concen: 20.00 ug/Kg  
 RT: 19.263 min Scan# 2763  
 Delta R.T. -0.030 min  
 Lab File: L49983.D  
 Acq: 12 Jul 2016 6:11 pm

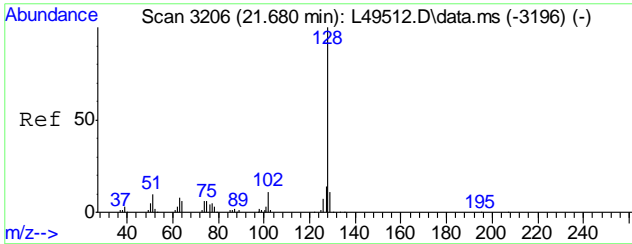
Tgt Ion	Resp	Lower	Upper
152	818266		
152	100		
115	64.8	48.8	88.8
150	159.0	174.3	214.3#



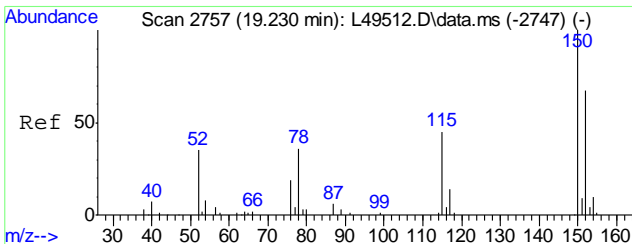
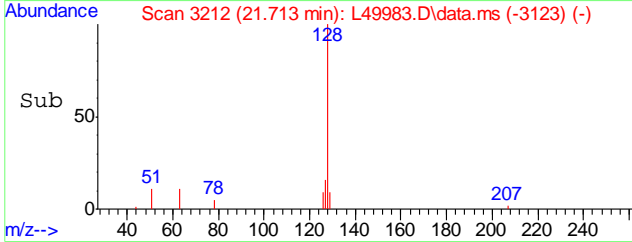
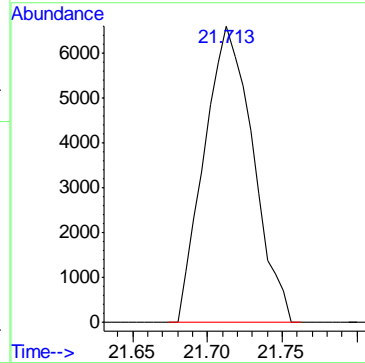
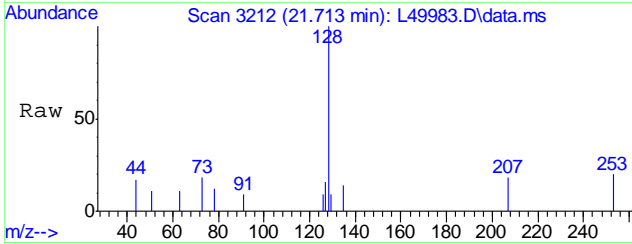
#86  
 1,2,4-Trimethylbenzene  
 Concen: 1.47 ug/Kg  
 RT: 18.706 min Scan# 2661  
 Delta R.T. -0.016 min  
 Lab File: L49983.D  
 Acq: 12 Jul 2016 6:11 pm

Tgt Ion	Resp	Lower	Upper
105	199897		
105	100		
120	42.6	29.7	69.7





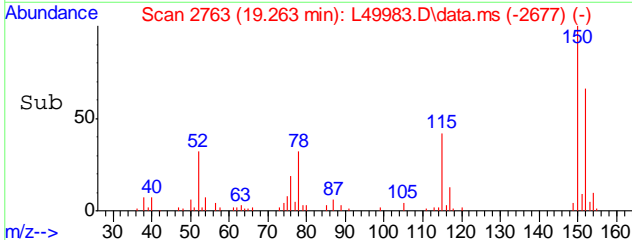
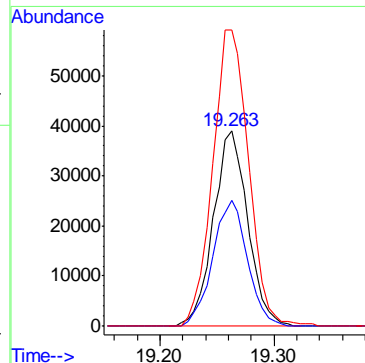
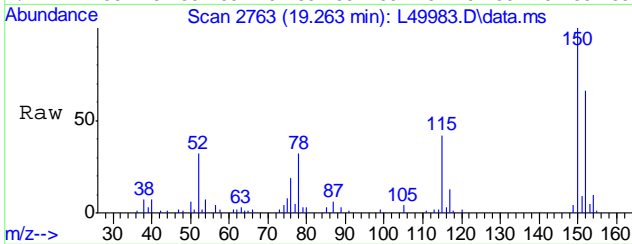
#97  
Naphthalene  
Concen: 1.20 ug/Kg  
RT: 21.713 min Scan# 3212  
Delta R.T. -0.016 min  
Lab File: L49983.D  
Acq: 12 Jul 2016 6:11 pm  
Tgt Ion:128 Resp: 149259



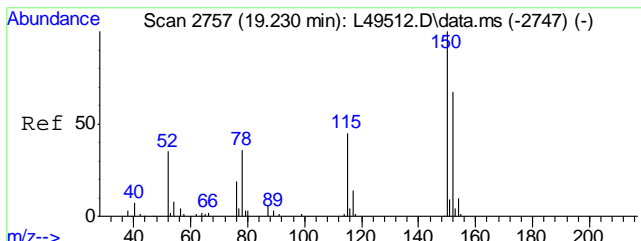
#99  
1,4-Dichlorobenzene-d4A  
Concen: 20.00 ug/Kg  
RT: 19.263 min Scan# 2763  
Delta R.T. -0.030 min  
Lab File: L49983.D  
Acq: 12 Jul 2016 6:11 pm

Tgt Ion:152 Resp: 818266

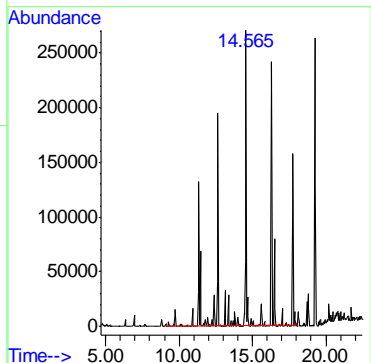
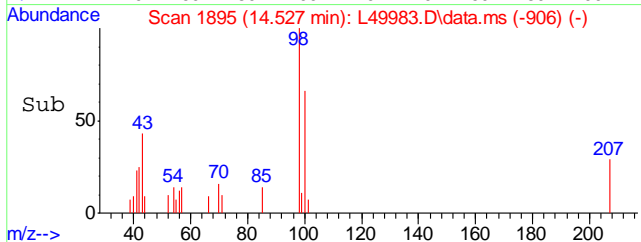
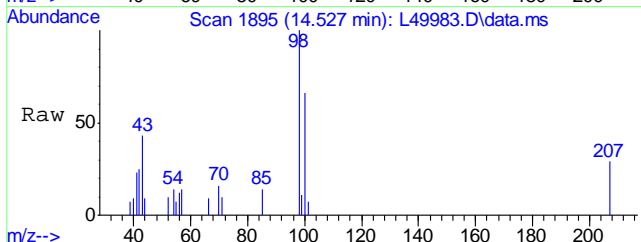
Ion	Ratio	Lower	Upper
152	100		
115	64.8	41.6	81.6
150	159.0	176.9	216.9#







#100  
TPH-GRO (C6-C10)  
Concen: Below Cal m  
RT: 14.525 min Scan# 1895  
Delta R.T. 0.000 min  
Lab File: L49983.D  
Acq: 12 Jul 2016 6:11 pm  
Tgt Ion:TIC Resp:11838418



6.1.10  
6

Quantitation Report (QT Reviewed)

Data Path : C:\MSDCHEM\1\DATA\M160713\
Data File : M61843.D
Acq On : 13 Jul 2016 6:30 pm
Operator : johannat
Sample : C46435-13
Misc : MS1912,VM1859,5.43,,100,5,1
ALS Vial : 17 Sample Multiplier: 1

Quant Time: Jul 14 09:26:13 2016
Quant Method : C:\MSDCHEM\1\METHODS\VM1848S.M
Quant Title : EPA 8260B
QLast Update : Fri Jun 24 10:07:55 2016
Response via : Initial Calibration

Table with 7 columns: Internal Standards, R.T., QIon, Response, Conc, Units, Dev(Min). Rows include Pentafluorobenzene, 1,4-Difluorobenzene, Chlorobenzene-d5, 1,4-Dichlorobenzene-d4, and 1,4-Dichlorobenzene-d4A.

Table with 7 columns: System Monitoring Compounds, R.T., QIon, Response, Conc, Units, Dev(Min). Rows include Dibromofluoromethane, Toluene-d8, and 4-Bromofluorobenzene with Spiked Amount and Recovery percentages.

Table with 7 columns: Target Compounds, R.T., QIon, Response, Conc, Units, Qvalue. Lists various compounds like Methyl Acetate, Benzene, Toluene, Ethyl Benzene, Xylene, Isopropylbenzene, n-Propylbenzene, 1,3,5-Trimethylbenzene, 1,2,4-Trimethylbenzene, sec-Butylbenzene, p-Isopropyltoluene, n-Butylbenzene, Naphthalene, and TPH-GRO (C6-C10).

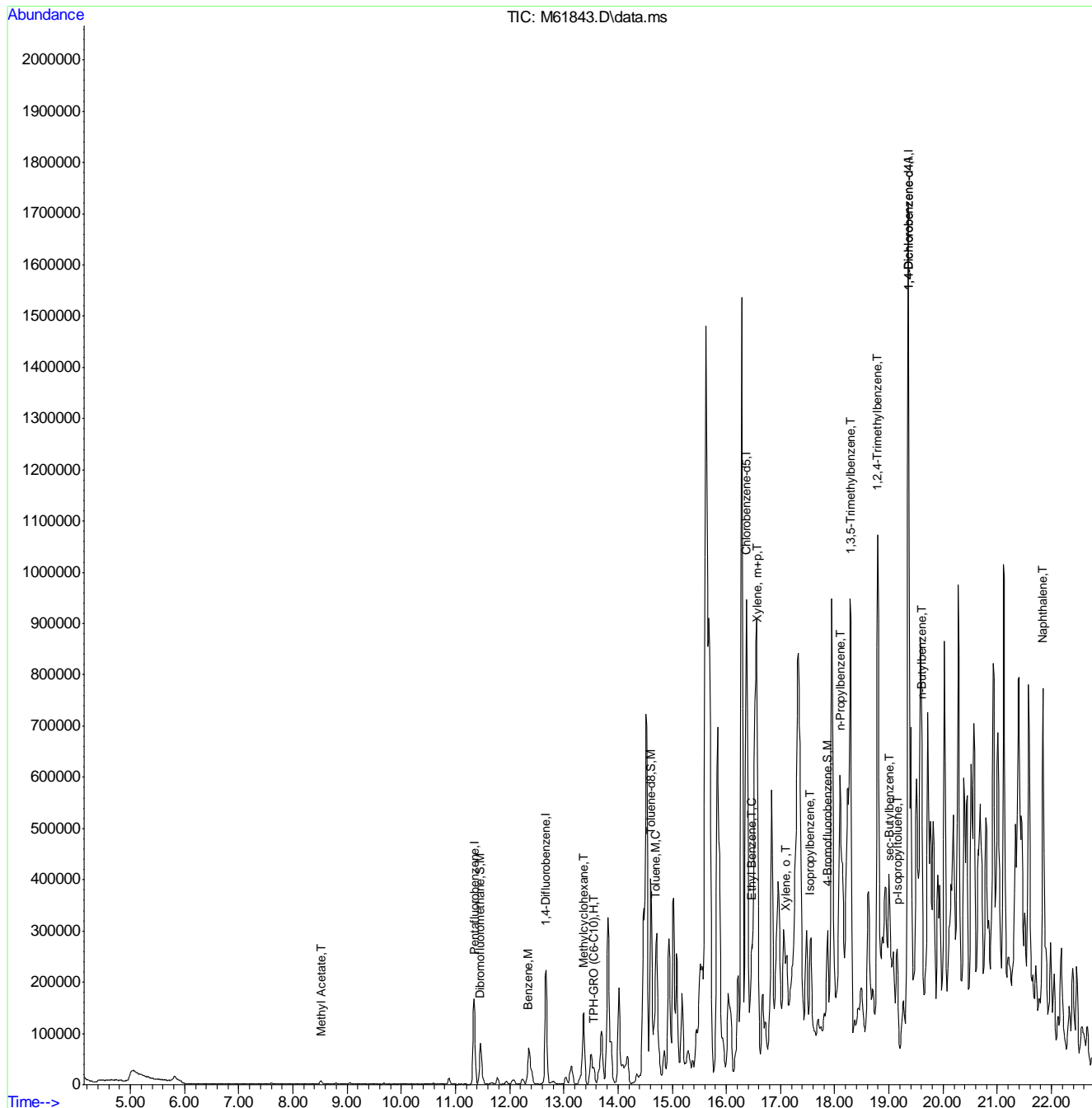
(#) = qualifier out of range (m) = manual integration (+) = signals summed

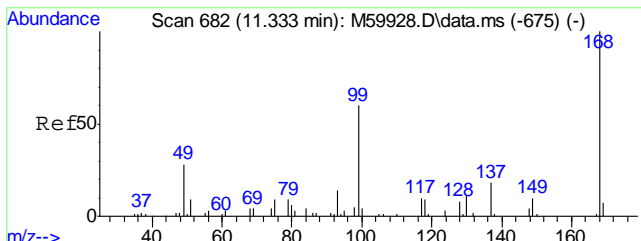
6.1.11
6

Quantitation Report (QT Reviewed)

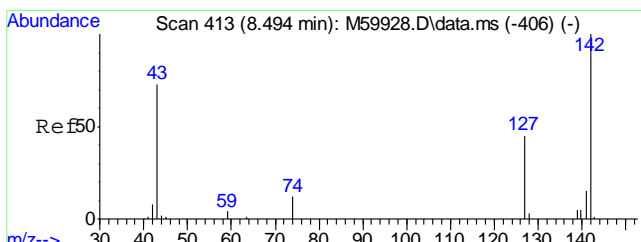
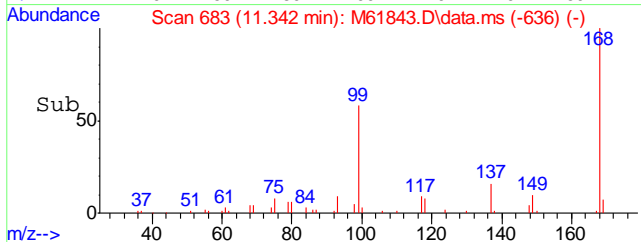
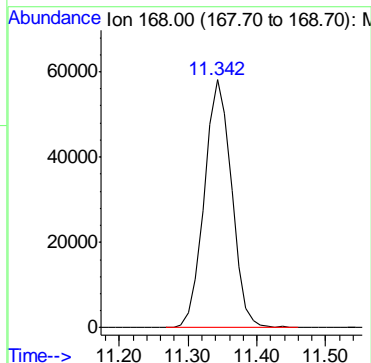
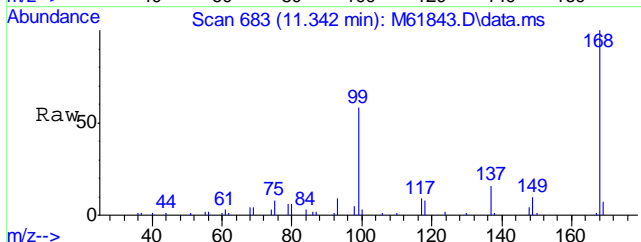
Data Path : C:\MSDCHEM\1\DATA\M160713\  
 Data File : M61843.D  
 Acq On : 13 Jul 2016 6:30 pm  
 Operator : johannat  
 Sample : C46435-13  
 Misc : MS1912,VM1859,5.43,,100,5,1  
 ALS Vial : 17 Sample Multiplier: 1

Quant Time: Jul 14 09:26:13 2016  
 Quant Method : C:\MSDCHEM\1\METHODS\VM1848S.M  
 Quant Title : EPA 8260B  
 QLast Update : Fri Jun 24 10:07:55 2016  
 Response via : Initial Calibration



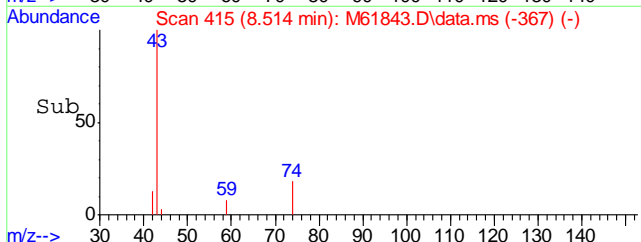
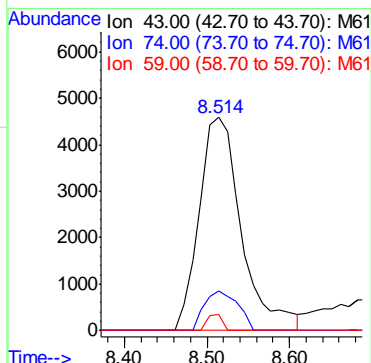
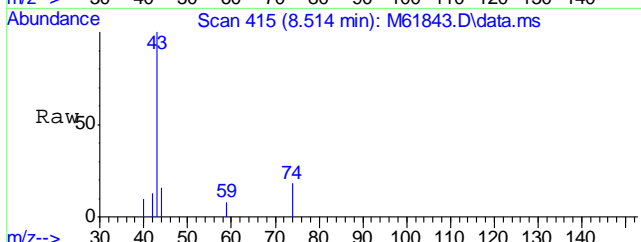


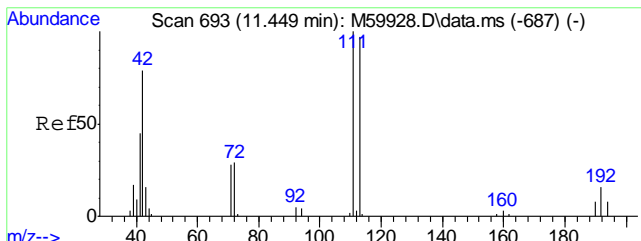
#1  
 Pentafluorobenzene  
 Concen: 20.00 ppb  
 RT: 11.342 min Scan# 683  
 Delta R.T. -0.001 min  
 Lab File: M61843.D  
 Acq: 13 Jul 2016 6:30 pm  
 Tgt Ion:168 Resp: 160027



#15  
 Methyl Acetate  
 Concen: 3.33 ppb  
 RT: 8.514 min Scan# 415  
 Delta R.T. 0.009 min  
 Lab File: M61843.D  
 Acq: 13 Jul 2016 6:30 pm  
 Tgt Ion: 43 Resp: 16381

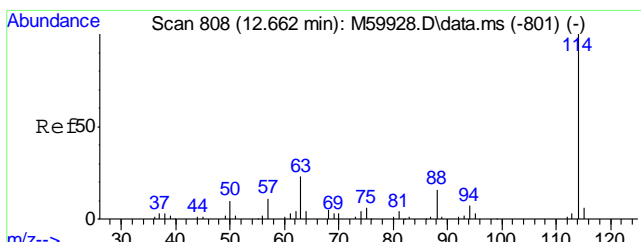
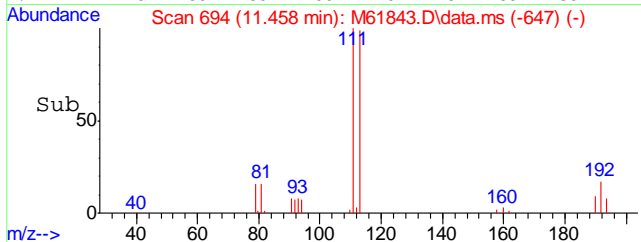
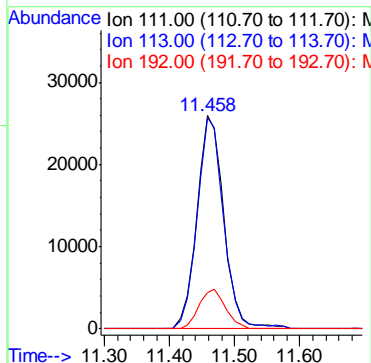
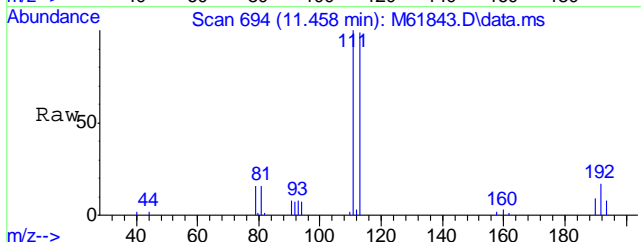
Ion	Ratio	Lower	Upper
43	100		
74	14.7	0.0	37.1
59	0.0	0.0	27.1





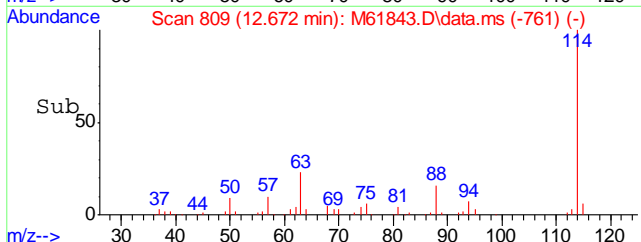
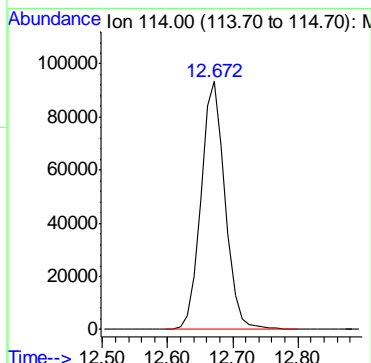
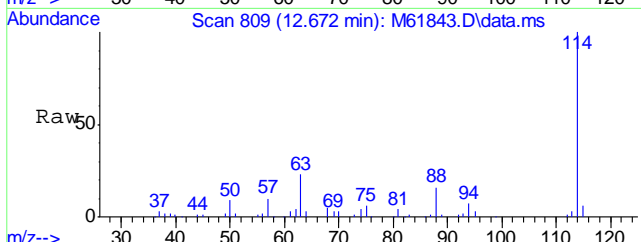
#36  
 Dibromofluoromethane  
 Concen: 18.49 ppb  
 RT: 11.458 min Scan# 694  
 Delta R.T. -0.001 min  
 Lab File: M61843.D  
 Acq: 13 Jul 2016 6:30 pm

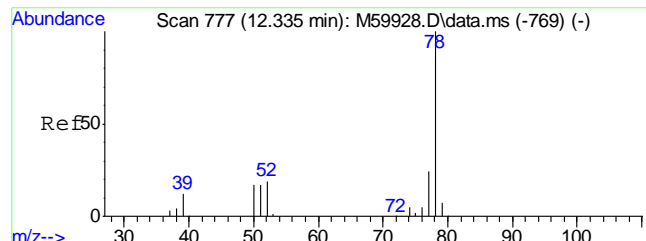
Tgt Ion	Resp	Lower	Upper
111	75034		
113	97.4	77.7	117.7
192	18.2	0.0	36.3



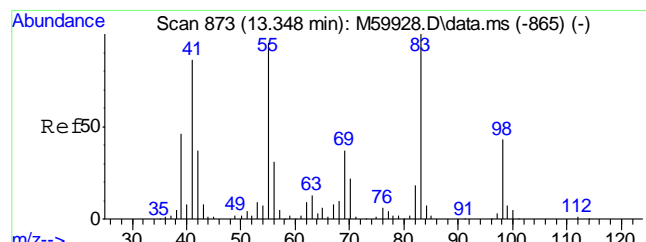
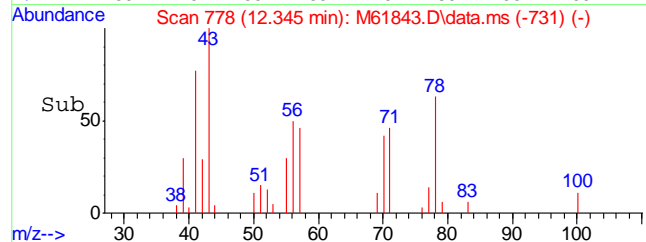
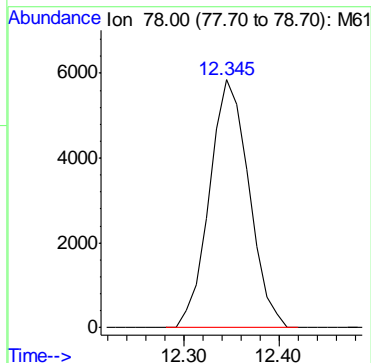
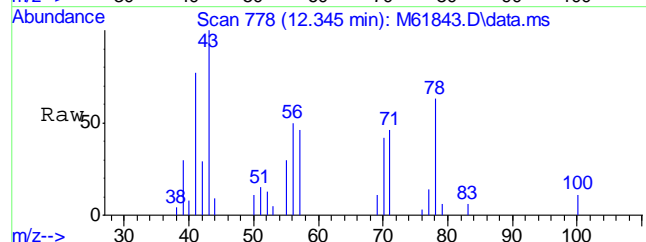
#40  
 1,4-Difluorobenzene  
 Concen: 20.00 ppb  
 RT: 12.672 min Scan# 809  
 Delta R.T. 0.009 min  
 Lab File: M61843.D  
 Acq: 13 Jul 2016 6:30 pm

Tgt Ion:114 Resp: 241186



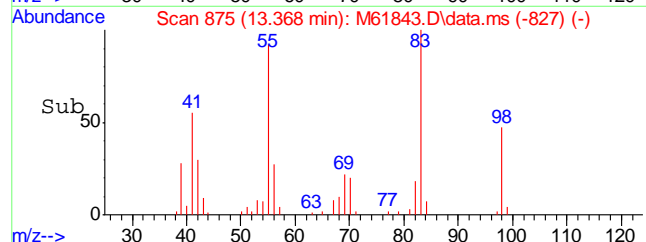
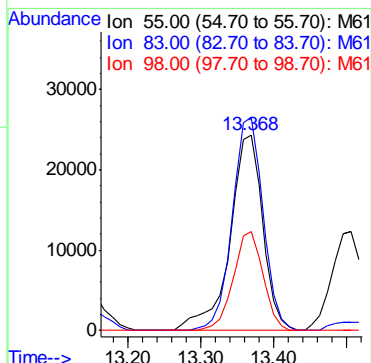
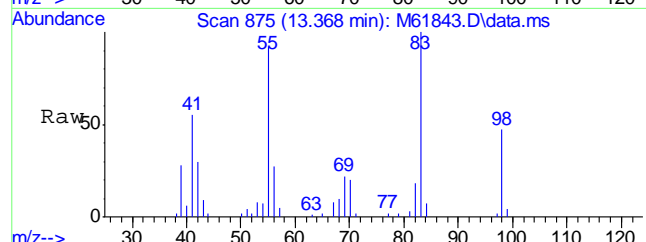


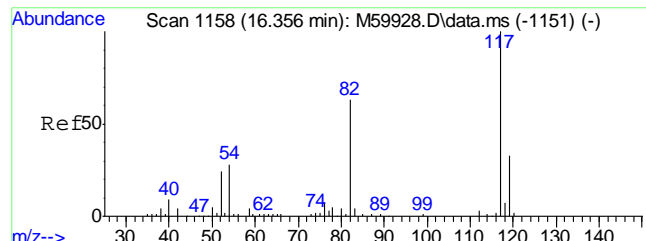
#45  
Benzene  
Concen: 0.80 ppb  
RT: 12.345 min Scan# 778  
Delta R.T. -0.001 min  
Lab File: M61843.D  
Acq: 13 Jul 2016 6:30 pm  
Tgt Ion: 78 Resp: 16789



#48  
Methylcyclohexane  
Concen: 8.61 ppb  
RT: 13.368 min Scan# 875  
Delta R.T. 0.009 min  
Lab File: M61843.D  
Acq: 13 Jul 2016 6:30 pm  
Tgt Ion: 55 Resp: 76361

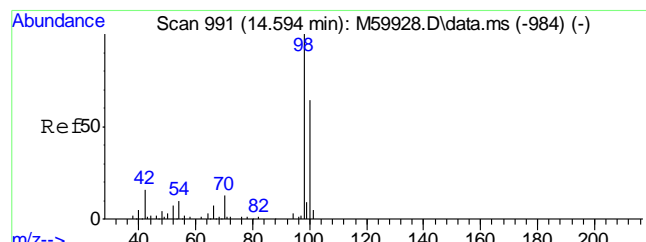
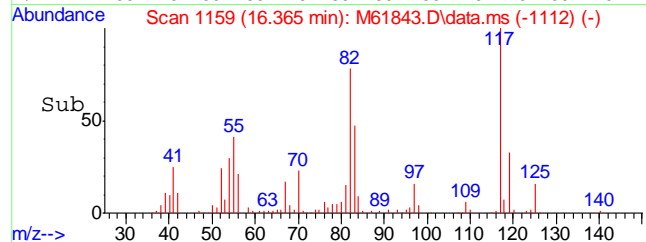
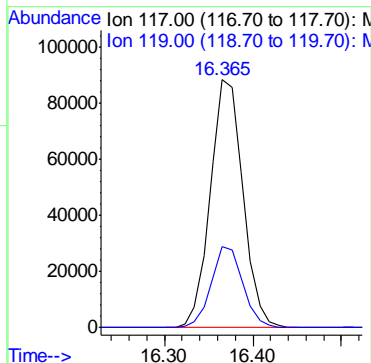
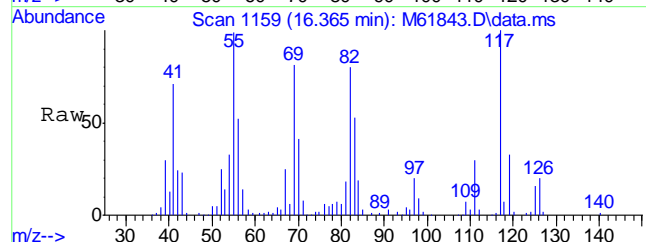
Ion	Ratio	Lower	Upper
55	100		
83	101.9	84.5	124.5
98	45.9	27.0	67.0





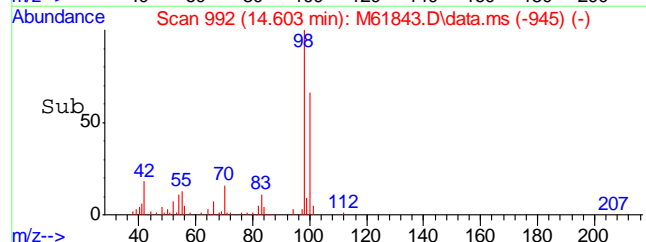
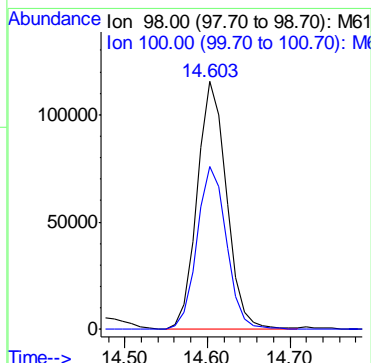
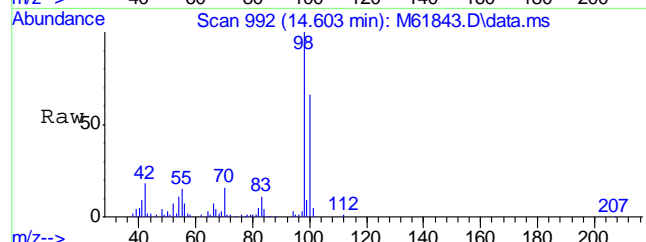
#55  
Chlorobenzene-d5  
Concen: 20.00 ppb  
RT: 16.365 min Scan# 1159  
Delta R.T. -0.001 min  
Lab File: M61843.D  
Acq: 13 Jul 2016 6:30 pm

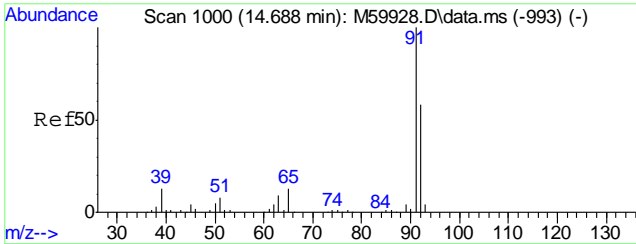
Tgt Ion	Resp	Lower	Upper
117	225989	100	
119	31.8	11.2	51.2



#56  
Toluene-d8  
Concen: 19.29 ppb  
RT: 14.603 min Scan# 992  
Delta R.T. -0.001 min  
Lab File: M61843.D  
Acq: 13 Jul 2016 6:30 pm

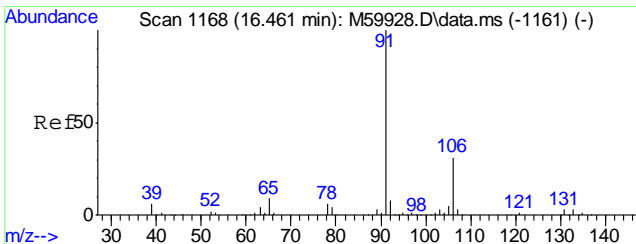
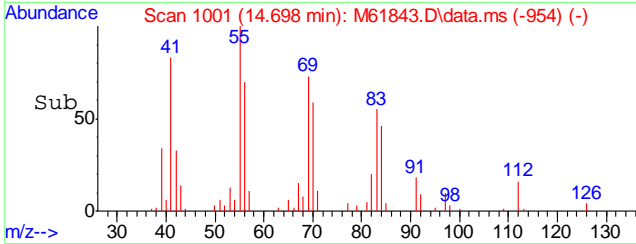
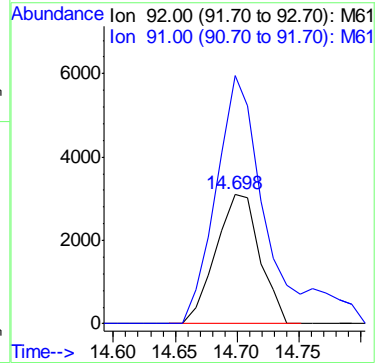
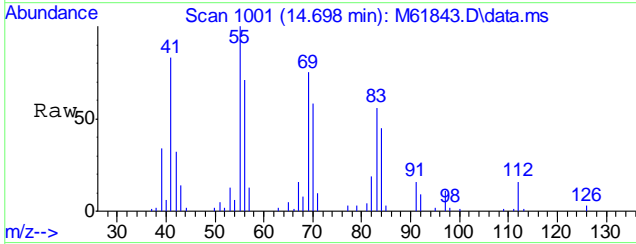
Tgt Ion	Resp	Lower	Upper
98	284549	100	
100	66.4	44.3	84.3





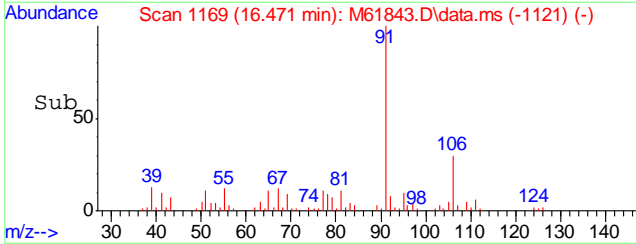
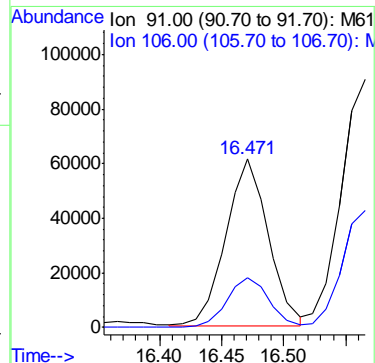
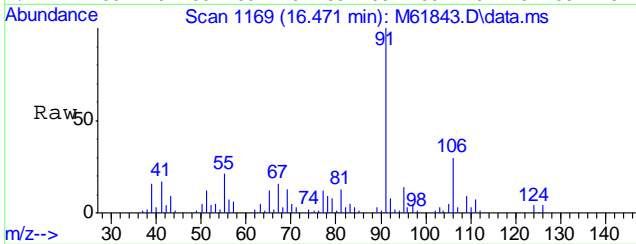
#57  
Toluene  
Concen: 0.62 ppb  
RT: 14.698 min Scan# 1001  
Delta R.T. -0.001 min  
Lab File: M61843.D  
Acq: 13 Jul 2016 6:30 pm

Tgt Ion: 92 Resp: 7714  
Ion Ratio Lower Upper  
92 100  
91 221.1 150.5 190.5#

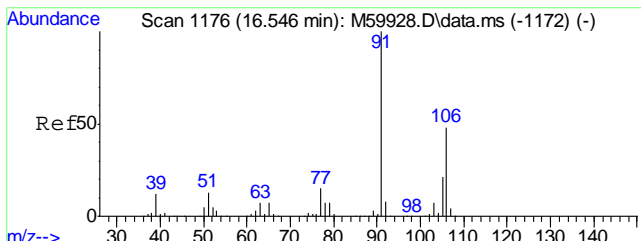


#67  
Ethyl Benzene  
Concen: 6.27 ppb  
RT: 16.471 min Scan# 1169  
Delta R.T. 0.009 min  
Lab File: M61843.D  
Acq: 13 Jul 2016 6:30 pm

Tgt Ion: 91 Resp: 146860  
Ion Ratio Lower Upper  
91 100  
106 29.5 10.2 50.2

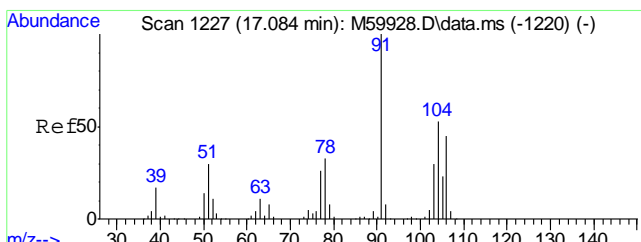
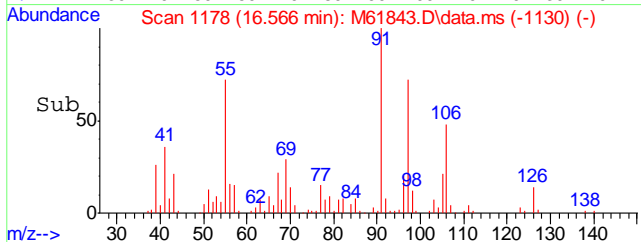
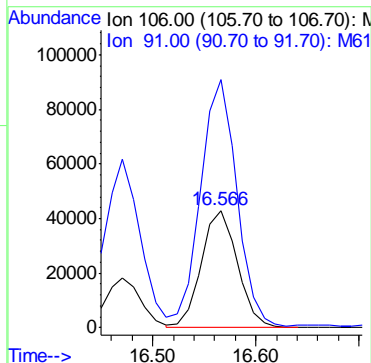
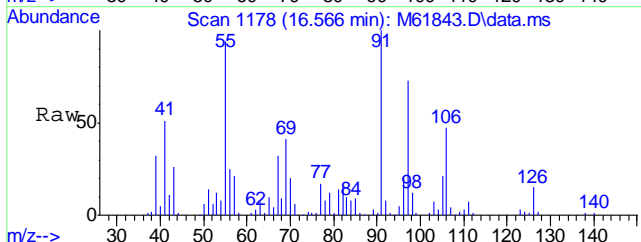






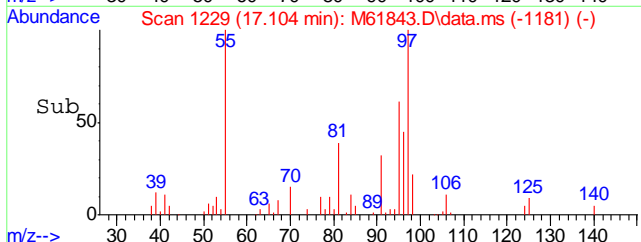
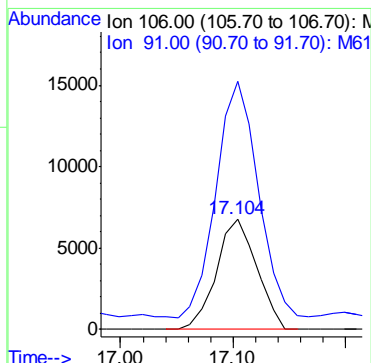
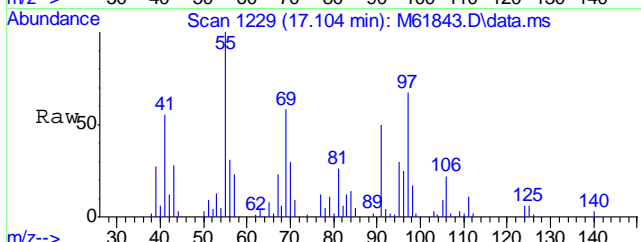
#68  
 Xylene, m+p  
 Concen: 12.12 ppb  
 RT: 16.566 min Scan# 1178  
 Delta R.T. 0.009 min  
 Lab File: M61843.D  
 Acq: 13 Jul 2016 6:30 pm

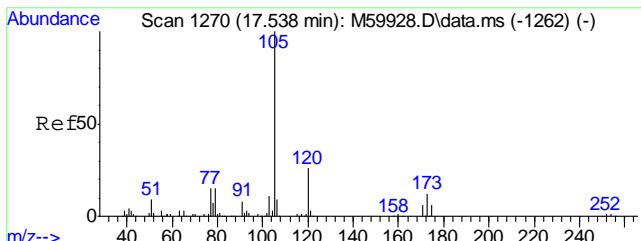
Tgt Ion	Resp	Lower	Upper
106	103770		
106	100		
91	210.2	191.5	231.5



#69  
 Xylene, o  
 Concen: 1.96 ppb  
 RT: 17.104 min Scan# 1229  
 Delta R.T. 0.009 min  
 Lab File: M61843.D  
 Acq: 13 Jul 2016 6:30 pm

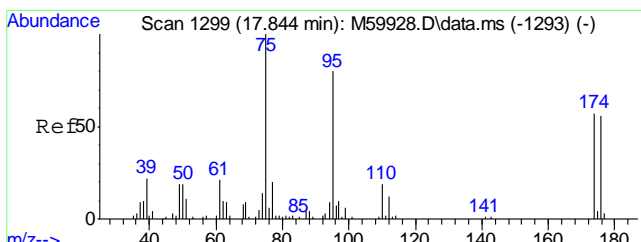
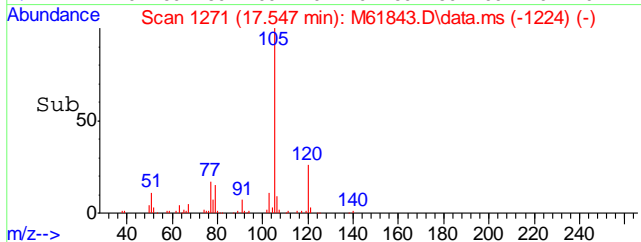
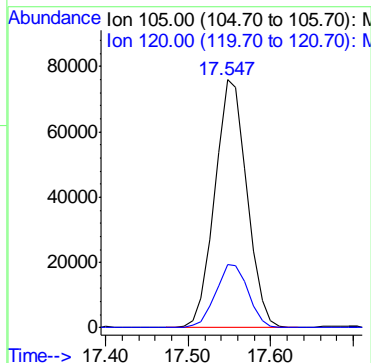
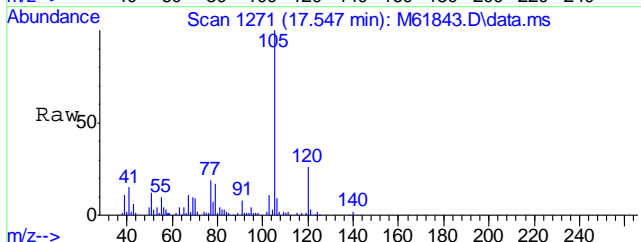
Tgt Ion	Resp	Lower	Upper
106	16902		
106	100		
91	221.6	203.2	243.2





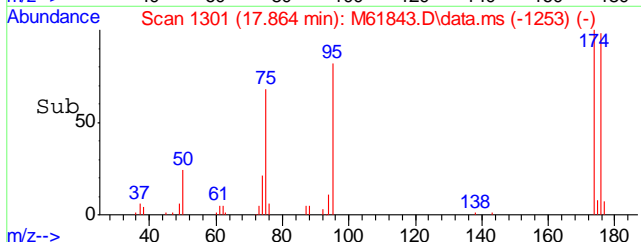
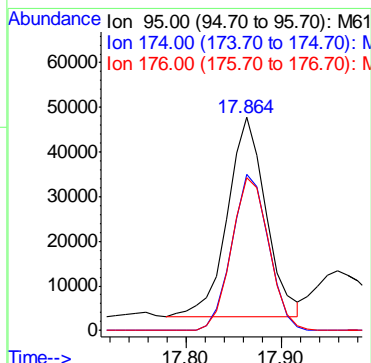
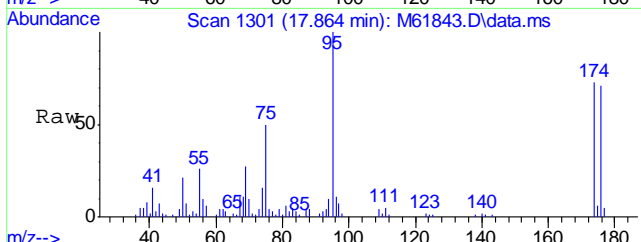
#73  
 Isopropylbenzene  
 Concen: 9.43 ppb  
 RT: 17.547 min Scan# 1271  
 Delta R.T. -0.001 min  
 Lab File: M61843.D  
 Acq: 13 Jul 2016 6:30 pm

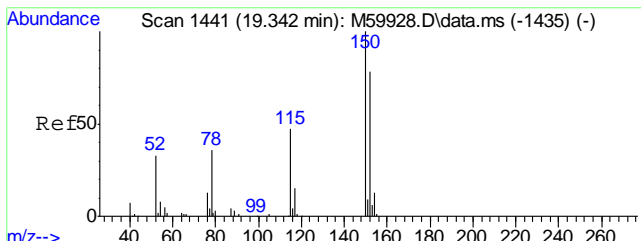
Tgt Ion	Resp	Lower	Upper
105	206147	100	
120	25.9	5.7	45.7



#74  
 4-Bromofluorobenzene  
 Concen: 21.62 ppb  
 RT: 17.864 min Scan# 1301  
 Delta R.T. 0.009 min  
 Lab File: M61843.D  
 Acq: 13 Jul 2016 6:30 pm

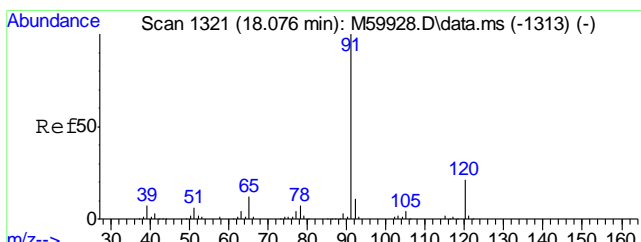
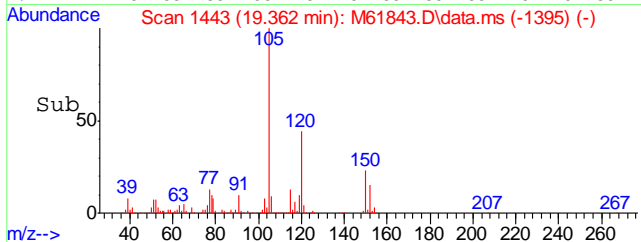
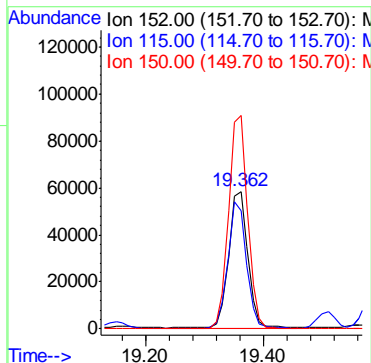
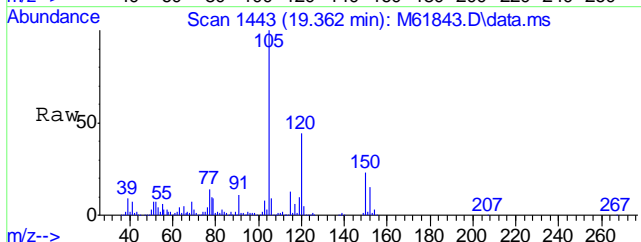
Tgt Ion	Resp	Lower	Upper
95	125378	100	
174	74.6	54.3	94.3
176	73.9	51.5	91.5





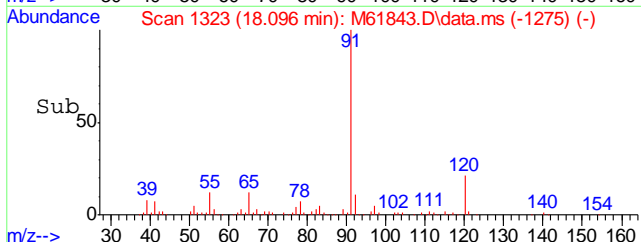
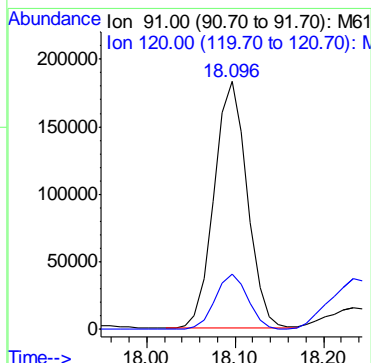
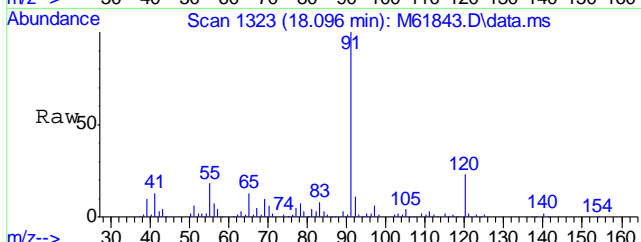
#77  
 1,4-Dichlorobenzene-d4  
 Concen: 20.00 ppb  
 RT: 19.362 min Scan# 1443  
 Delta R.T. 0.009 min  
 Lab File: M61843.D  
 Acq: 13 Jul 2016 6:30 pm

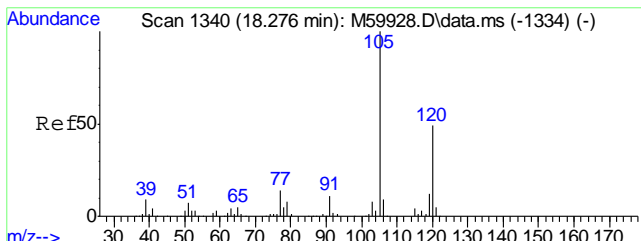
Tgt Ion	Resp	Lower	Upper
152	100		
115	90.2	40.9	80.9#
150	153.1	178.6	218.6#



#79  
 n-Propylbenzene  
 Concen: 15.01 ppb  
 RT: 18.096 min Scan# 1323  
 Delta R.T. 0.009 min  
 Lab File: M61843.D  
 Acq: 13 Jul 2016 6:30 pm

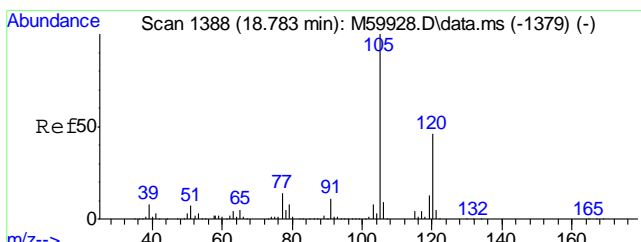
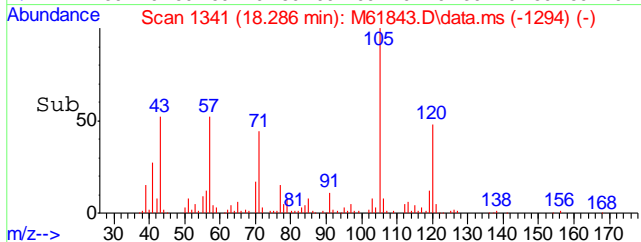
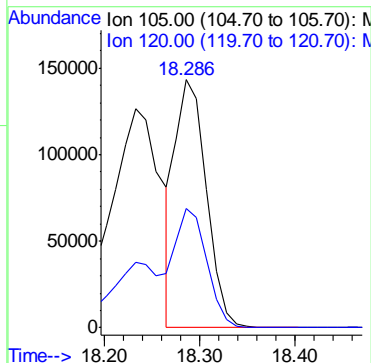
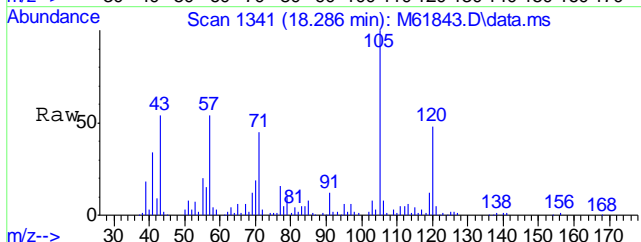
Tgt Ion	Resp	Lower	Upper
91	100		
120	22.2	1.3	41.3





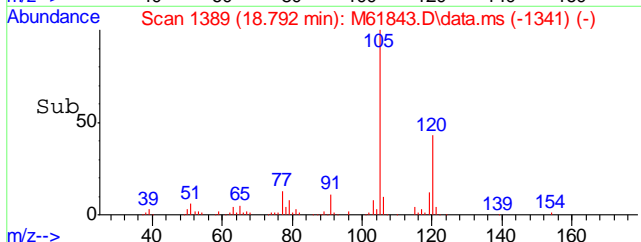
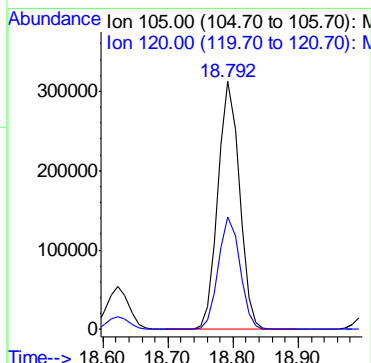
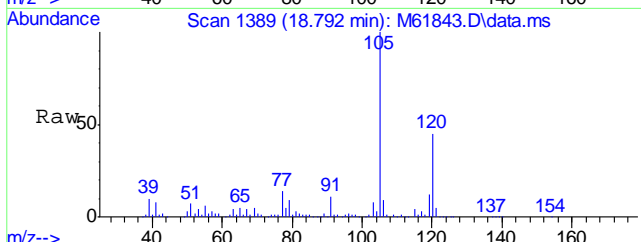
#81  
1,3,5-Trimethylbenzene  
Concen: 15.36 ppb  
RT: 18.286 min Scan# 1341  
Delta R.T. -0.001 min  
Lab File: M61843.D  
Acq: 13 Jul 2016 6:30 pm

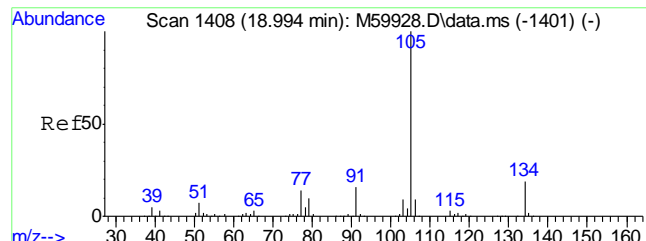
Tgt Ion	Resp	Lower	Upper
105	323055	100	
120	54.0	26.6	66.6



#86  
1,2,4-Trimethylbenzene  
Concen: 32.57 ppb  
RT: 18.792 min Scan# 1389  
Delta R.T. 0.009 min  
Lab File: M61843.D  
Acq: 13 Jul 2016 6:30 pm

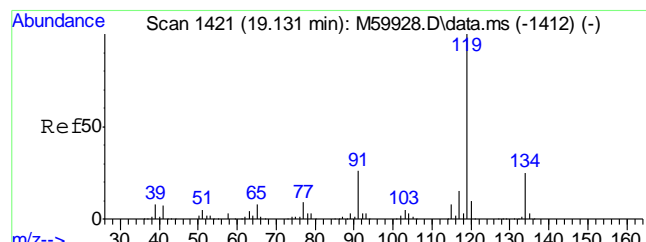
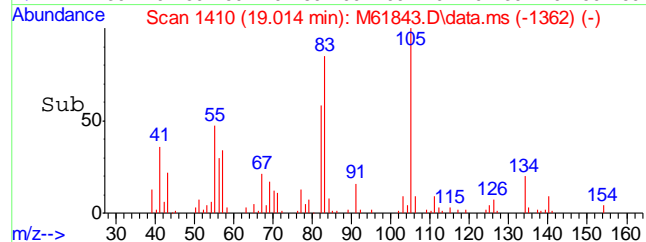
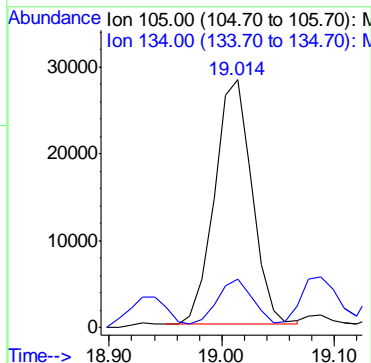
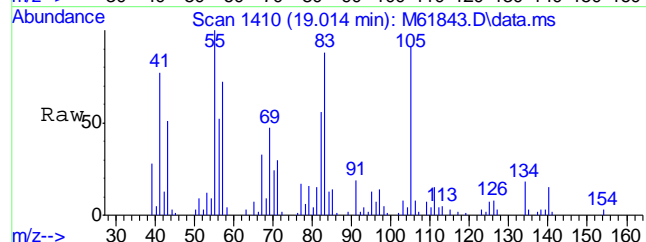
Tgt Ion	Resp	Lower	Upper
105	711276	100	
120	45.3	32.4	72.4





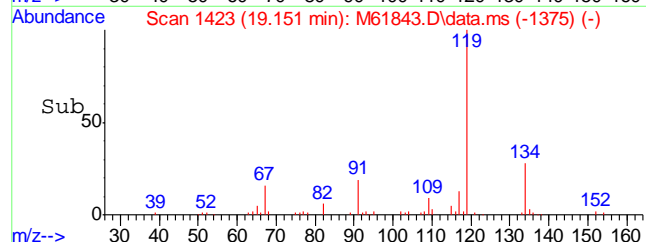
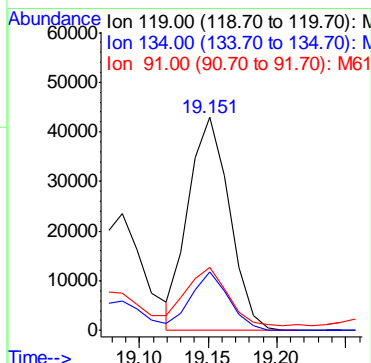
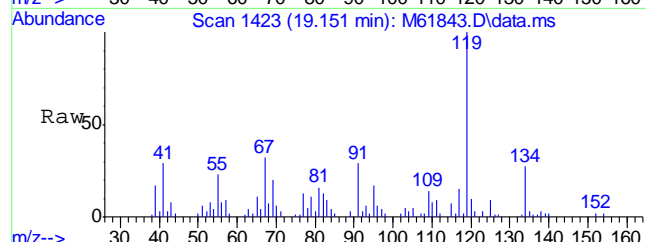
#87  
 sec-Butylbenzene  
 Concen: 2.36 ppb  
 RT: 19.014 min Scan# 1410  
 Delta R.T. 0.009 min  
 Lab File: M61843.D  
 Acq: 13 Jul 2016 6:30 pm

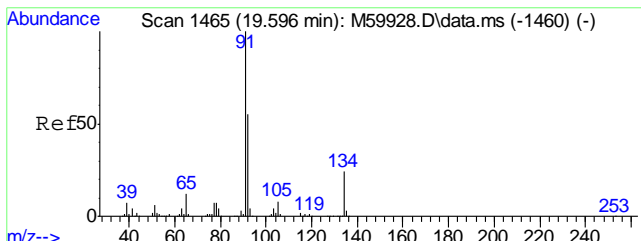
Tgt Ion	Resp	Lower	Upper
105	64866	100	
134	19.8	0.0	38.7



#88  
 p-Isopropyltoluene  
 Concen: 3.96 ppb  
 RT: 19.151 min Scan# 1423  
 Delta R.T. 0.009 min  
 Lab File: M61843.D  
 Acq: 13 Jul 2016 6:30 pm

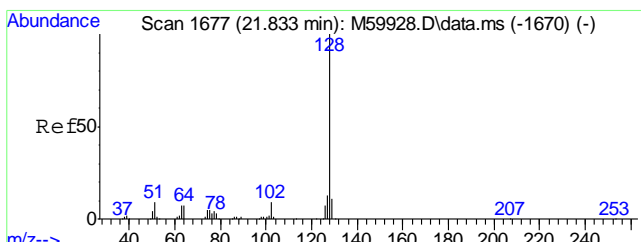
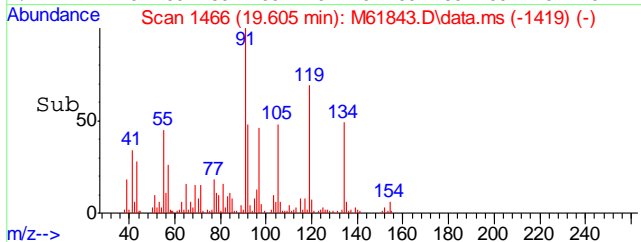
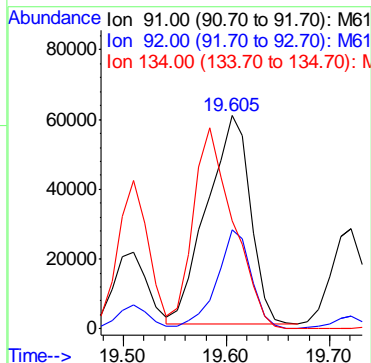
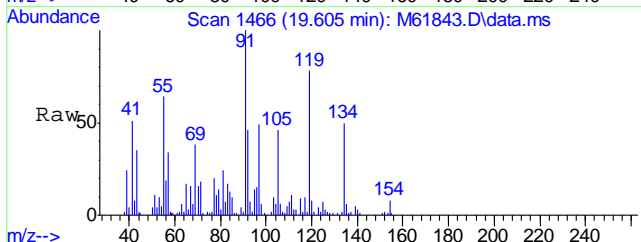
Tgt Ion	Resp	Lower	Upper
119	89174	100	
134	25.5	6.0	46.0
91	28.1	6.0	46.0





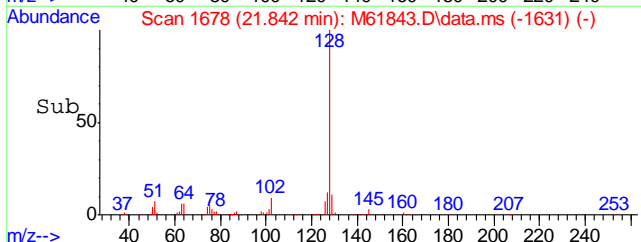
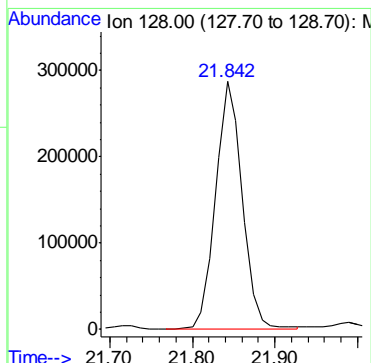
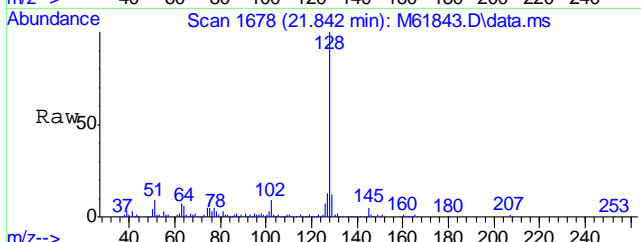
#92  
n-Butylbenzene  
Concen: 7.66 ppb  
RT: 19.605 min Scan# 1466  
Delta R.T. -0.001 min  
Lab File: M61843.D  
Acq: 13 Jul 2016 6:30 pm

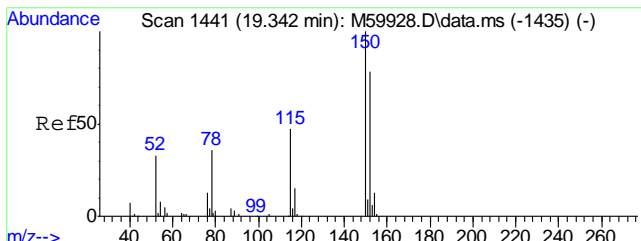
Tgt Ion	Resp	Lower	Upper
91	175436		
92	37.8	35.3	75.3
134	88.9	3.6	43.6#



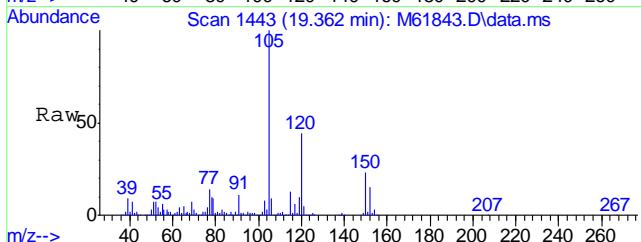
#97  
Naphthalene  
Concen: 36.54 ppb  
RT: 21.842 min Scan# 1678  
Delta R.T. -0.001 min  
Lab File: M61843.D  
Acq: 13 Jul 2016 6:30 pm

Tgt Ion	Resp
128	645712

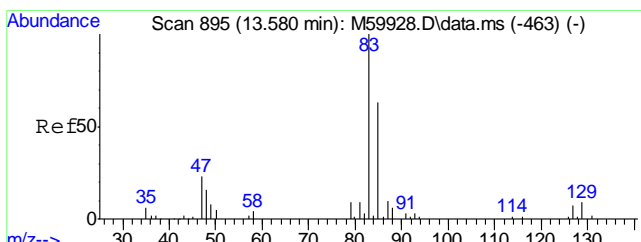
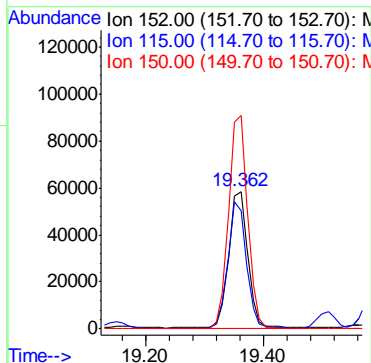
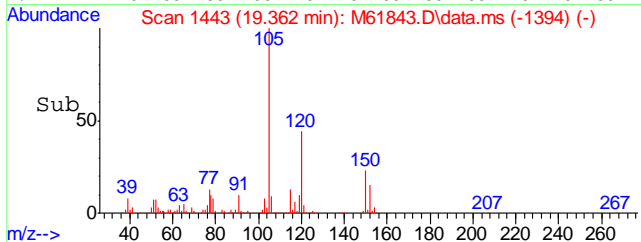




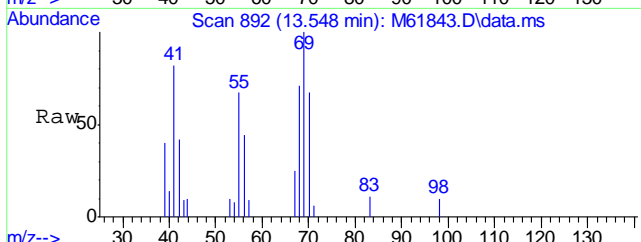
#99  
1,4-Dichlorobenzene-d4A  
Concen: 20.00 ppb  
RT: 19.362 min Scan# 1443  
Delta R.T. 0.020 min  
Lab File: M61843.D  
Acq: 13 Jul 2016 6:30 pm



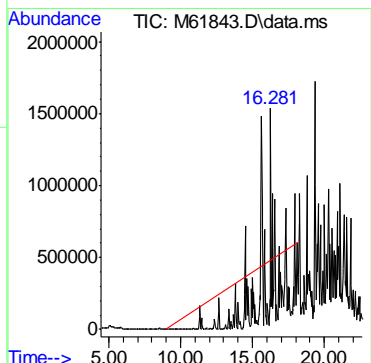
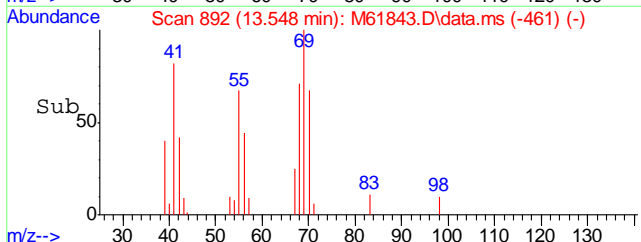
Tgt Ion:152 Resp: 134462  
Ion Ratio Lower Upper  
152 100  
115 90.2 37.3 77.3#  
150 153.1 176.0 216.0#



#100  
TPH-GRO (C6-C10)  
Concen: 1094.74 ppb m  
RT: 13.550 min Scan# 892  
Delta R.T. 0.000 min  
Lab File: M61843.D  
Acq: 13 Jul 2016 6:30 pm



Tgt Ion:TIC Resp:40328710



Quantitation Report (QT Reviewed)

Data Path : C:\MSDCHEM\1\DATA\M160713\
Data File : M61844.D
Acq On : 13 Jul 2016 6:59 pm
Operator : johannat
Sample : C46435-14
Misc : MS1912,VM1859,5.31,,100,5,1
ALS Vial : 18 Sample Multiplier: 1

Quant Time: Jul 14 09:27:39 2016
Quant Method : C:\MSDCHEM\1\METHODS\VM1848S.M
Quant Title : EPA 8260B
QLast Update : Fri Jun 24 10:07:55 2016
Response via : Initial Calibration

Table with 7 columns: Internal Standards, R.T., QIon, Response, Conc, Units, Dev(Min). Rows include Pentafluorobenzene, 1,4-Difluorobenzene, Chlorobenzene-d5, 1,4-Dichlorobenzene-d4, and 1,4-Dichlorobenzene-d4A.

Table with 7 columns: System Monitoring Compounds, R.T., QIon, Response, Conc, Units, Dev(Min). Rows include Dibromofluoromethane, Toluene-d8, and 4-Bromofluorobenzene with Spiked Amount and Recovery percentages.

Table with 7 columns: Target Compounds, R.T., QIon, Response, Conc, Units, Qvalue. Lists various compounds like Methyl Acetate, Hexane, Cyclohexane, n-Butyl Alcohol, Benzene, etc.

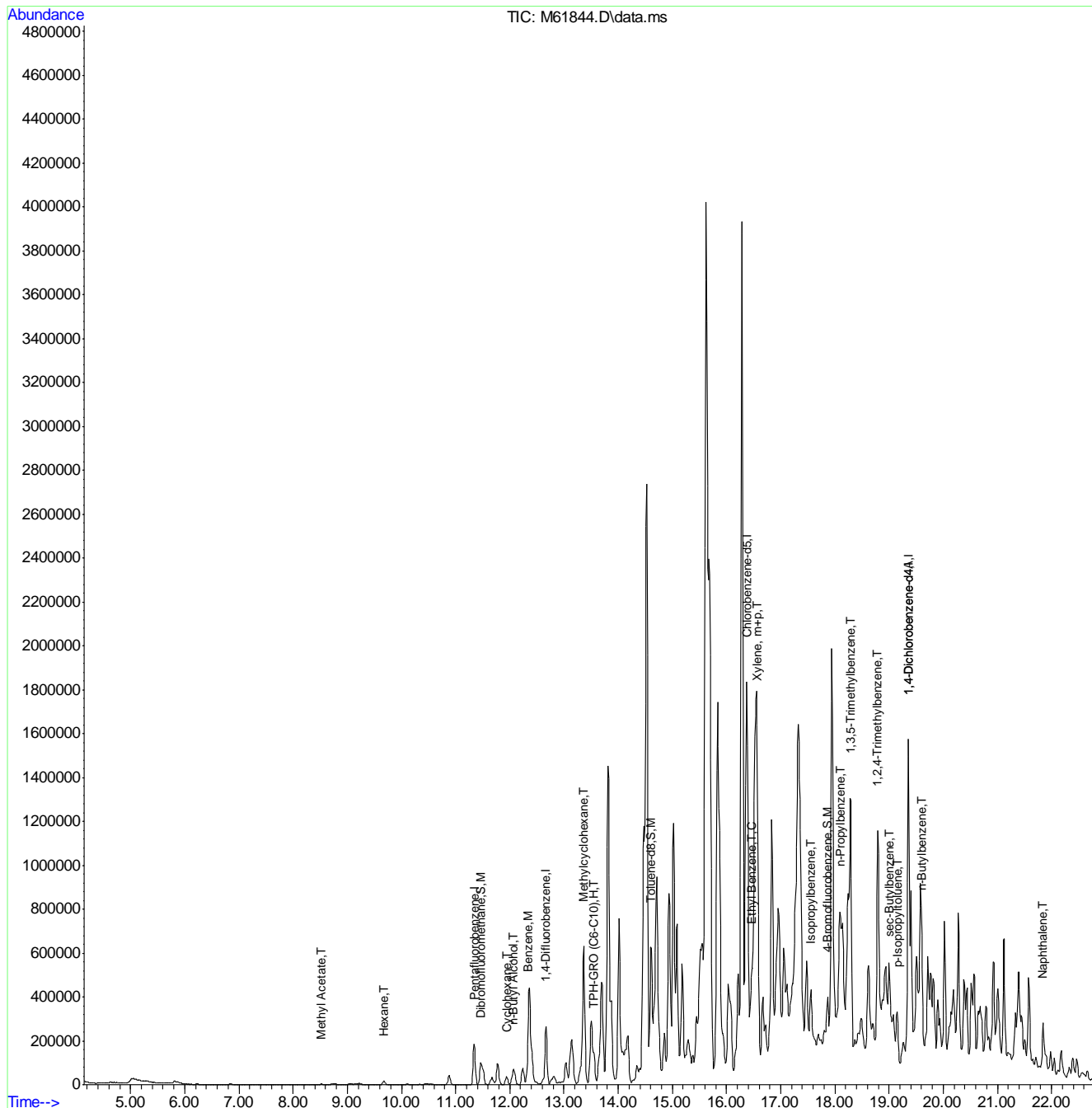
(#) = qualifier out of range (m) = manual integration (+) = signals summed

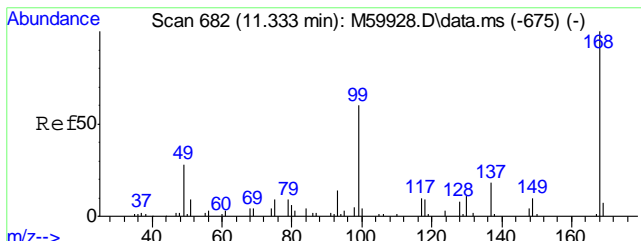


Quantitation Report (QT Reviewed)

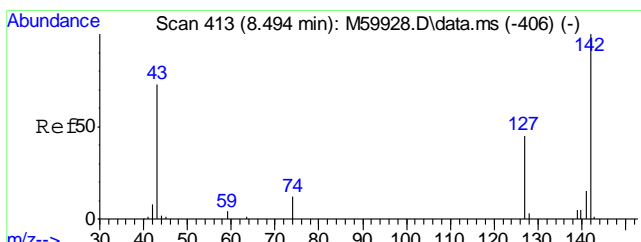
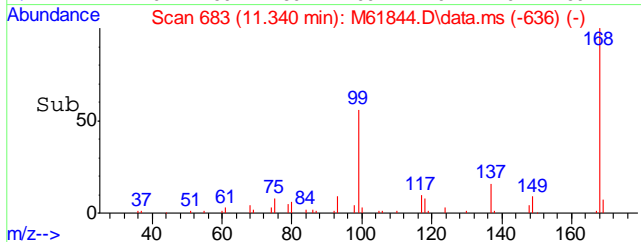
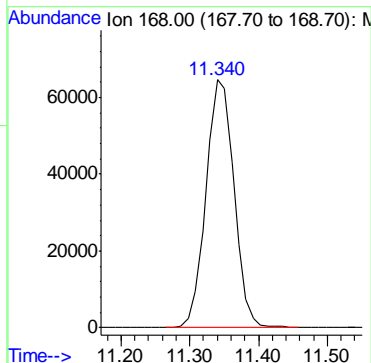
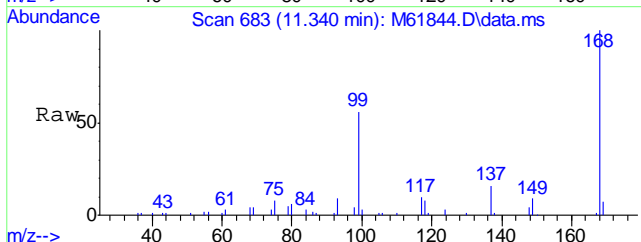
Data Path : C:\MSDCHEM\1\DATA\M160713\  
 Data File : M61844.D  
 Acq On : 13 Jul 2016 6:59 pm  
 Operator : johannat  
 Sample : C46435-14  
 Misc : MS1912,VM1859,5.31,,100,5,1  
 ALS Vial : 18 Sample Multiplier: 1

Quant Time: Jul 14 09:27:39 2016  
 Quant Method : C:\MSDCHEM\1\METHODS\VM1848S.M  
 Quant Title : EPA 8260B  
 QLast Update : Fri Jun 24 10:07:55 2016  
 Response via : Initial Calibration



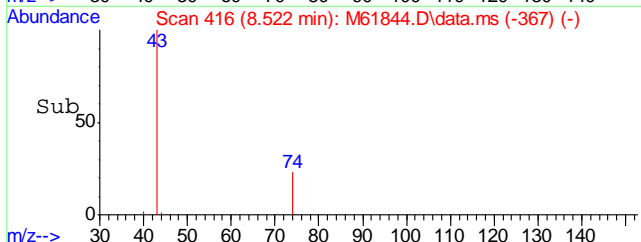
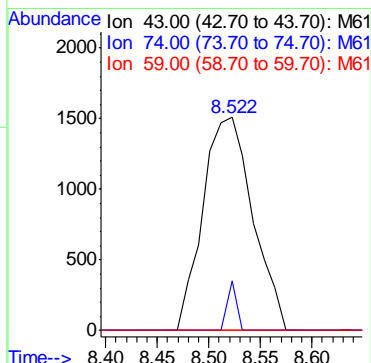
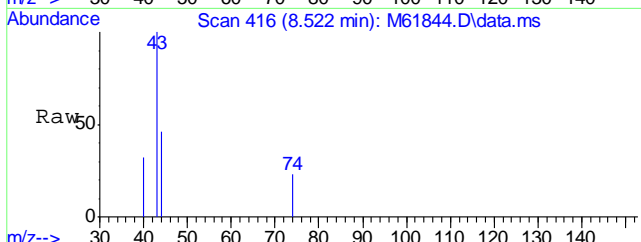


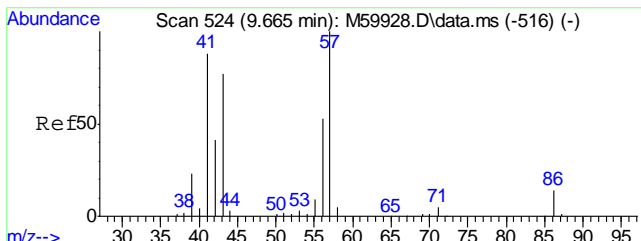
#1  
 Pentafluorobenzene  
 Concen: 20.00 ppb  
 RT: 11.340 min Scan# 683  
 Delta R.T. -0.004 min  
 Lab File: M61844.D  
 Acq: 13 Jul 2016 6:59 pm  
 Tgt Ion:168 Resp: 183542



#15  
 Methyl Acetate  
 Concen: 0.90 ppb  
 RT: 8.522 min Scan# 416  
 Delta R.T. 0.018 min  
 Lab File: M61844.D  
 Acq: 13 Jul 2016 6:59 pm  
 Tgt Ion: 43 Resp: 5068

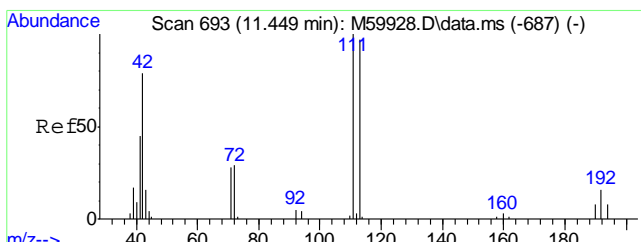
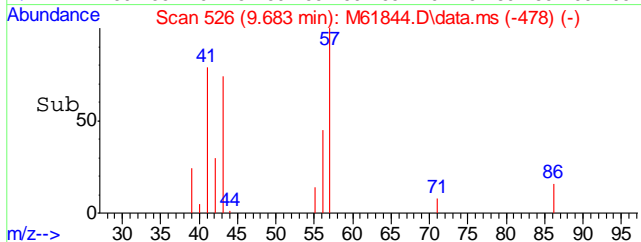
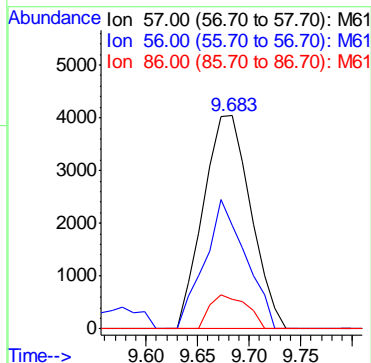
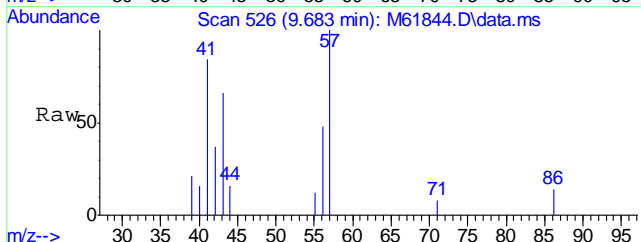
Ion	Ratio	Lower	Upper
43	100		
74	0.0	0.0	37.1
59	0.0	0.0	27.1





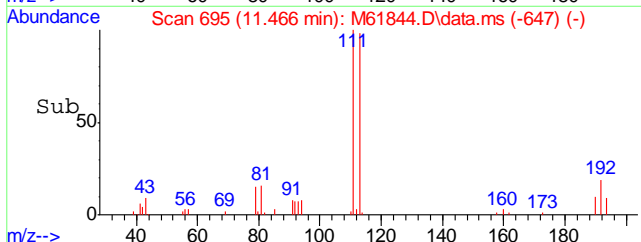
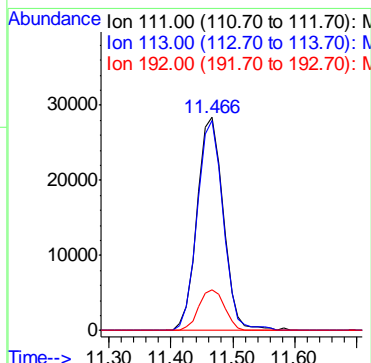
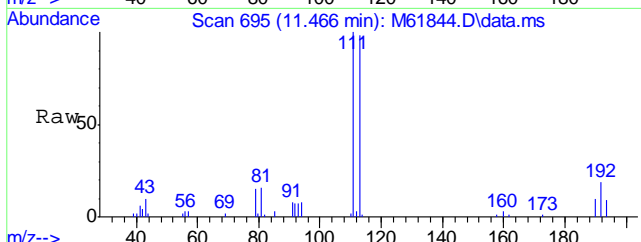
#24  
Hexane  
Concen: 1.34 ppb  
RT: 9.683 min Scan# 526  
Delta R.T. 0.007 min  
Lab File: M61844.D  
Acq: 13 Jul 2016 6:59 pm

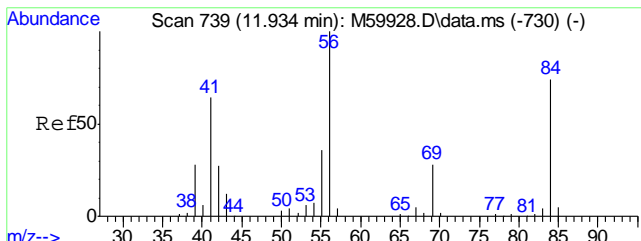
Tgt Ion	Resp	Lower	Upper
57	12889		
56	52.6	32.9	72.9
86	12.4	0.0	34.1



#36  
Dibromofluoromethane  
Concen: 17.91 ppb  
RT: 11.466 min Scan# 695  
Delta R.T. 0.007 min  
Lab File: M61844.D  
Acq: 13 Jul 2016 6:59 pm

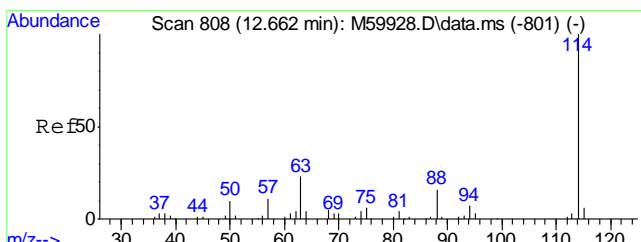
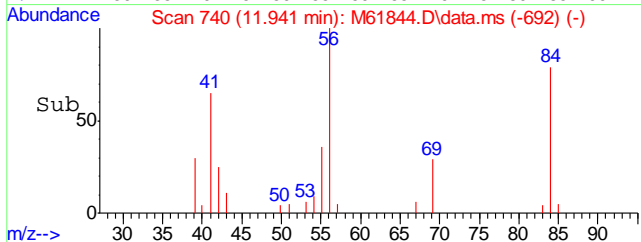
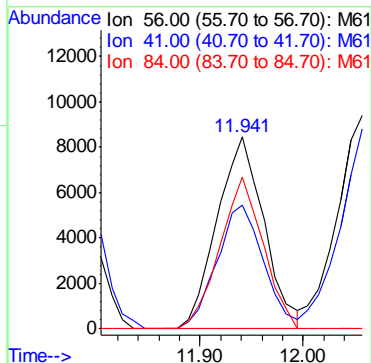
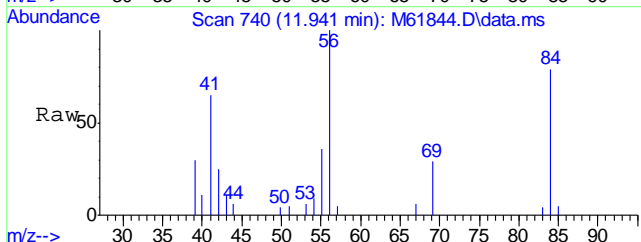
Tgt Ion	Resp	Lower	Upper
111	83350		
113	97.4	77.7	117.7
192	18.8	0.0	36.3





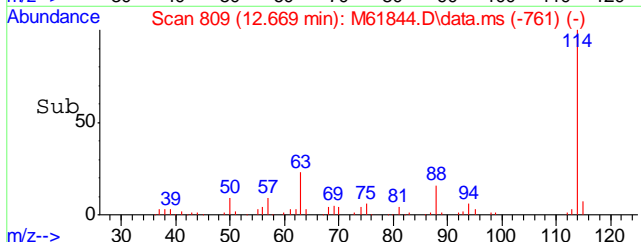
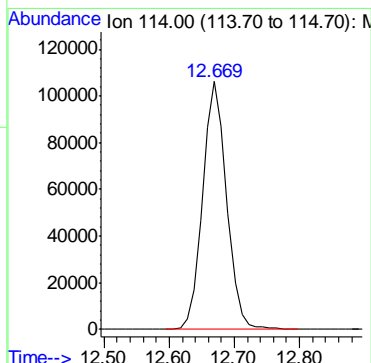
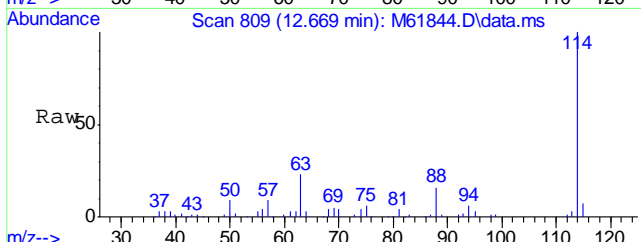
#38  
Cyclohexane  
Concen: 2.23 ppb  
RT: 11.941 min Scan# 740  
Delta R.T. 0.007 min  
Lab File: M61844.D  
Acq: 13 Jul 2016 6:59 pm

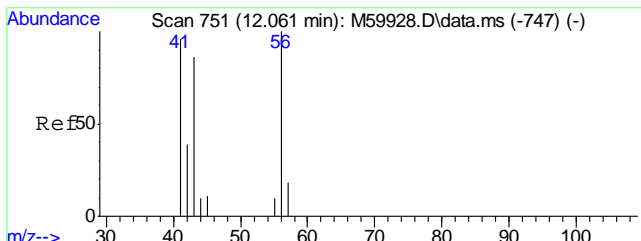
Tgt Ion	Resp	Lower	Upper
56	100		
41	64.4	46.3	86.3
84	73.2	56.0	96.0



#40  
1,4-Difluorobenzene  
Concen: 20.00 ppb  
RT: 12.669 min Scan# 809  
Delta R.T. 0.007 min  
Lab File: M61844.D  
Acq: 13 Jul 2016 6:59 pm

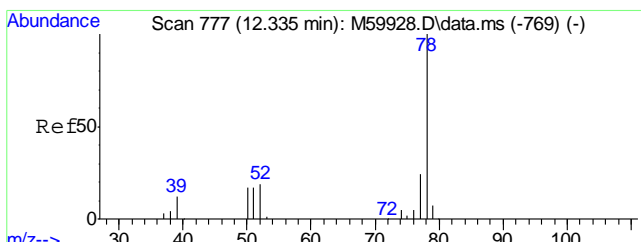
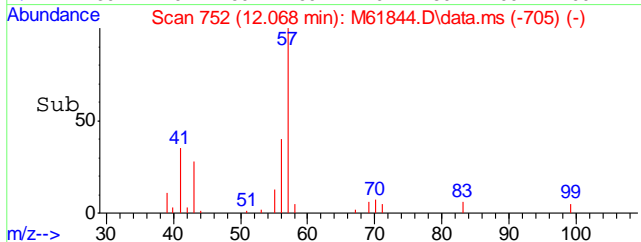
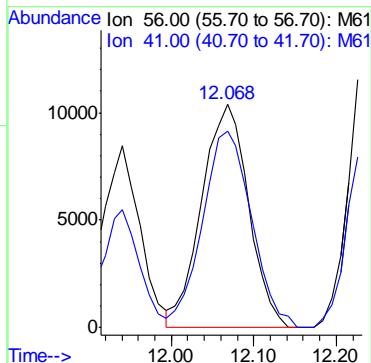
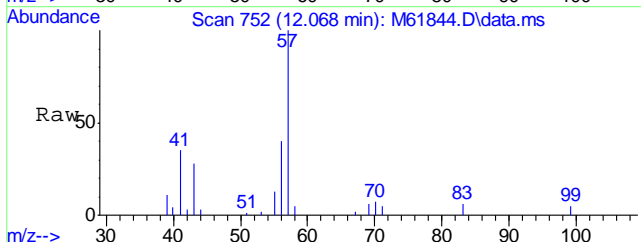
Tgt Ion: 114 Resp: 272447





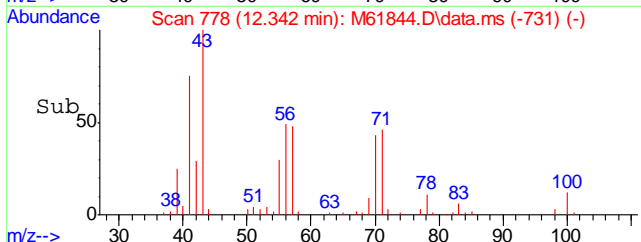
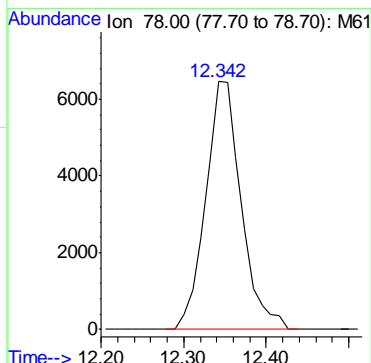
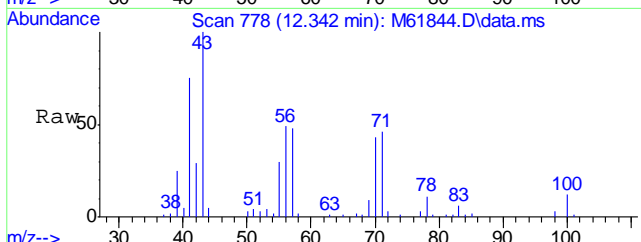
#42  
n-Butyl Alcohol  
Concen: 311.24 ppb  
RT: 12.068 min Scan# 752  
Delta R.T. -0.004 min  
Lab File: M61844.D  
Acq: 13 Jul 2016 6:59 pm

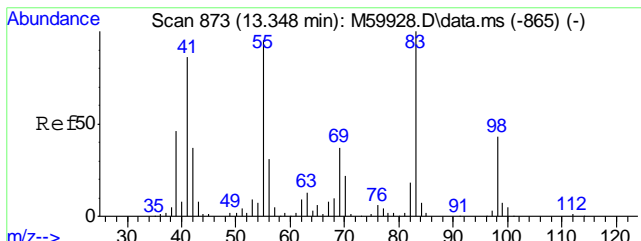
Tgt Ion: 56 Resp: 41068  
Ion Ratio Lower Upper  
56 100  
41 91.9 63.5 103.5



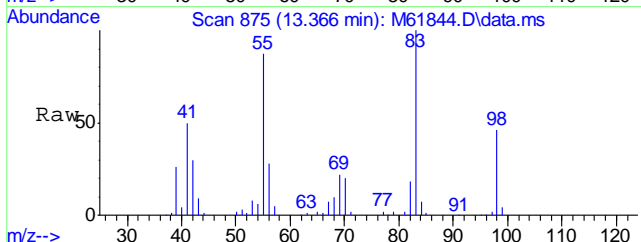
#45  
Benzene  
Concen: 0.81 ppb  
RT: 12.342 min Scan# 778  
Delta R.T. -0.004 min  
Lab File: M61844.D  
Acq: 13 Jul 2016 6:59 pm

Tgt Ion: 78 Resp: 19369



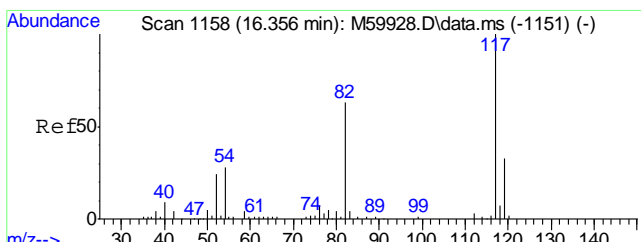
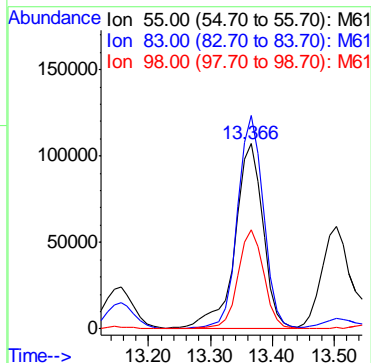
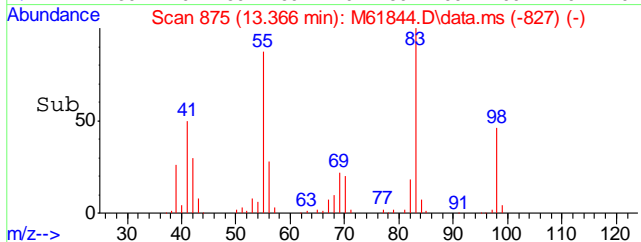


#48  
Methylcyclohexane  
Concen: 33.41 ppb  
RT: 13.366 min Scan# 875  
Delta R.T. 0.007 min  
Lab File: M61844.D  
Acq: 13 Jul 2016 6:59 pm

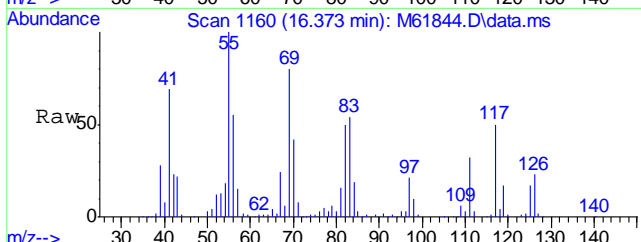


Tgt Ion: 55 Resp: 334561

Ion	Ratio	Lower	Upper
55	100		
83	107.6	84.5	124.5
98	49.6	27.0	67.0

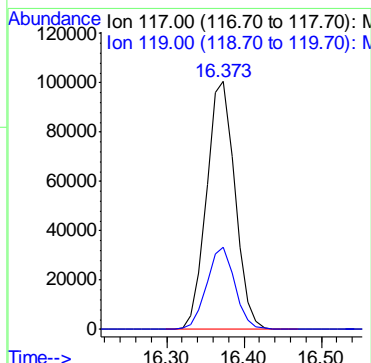
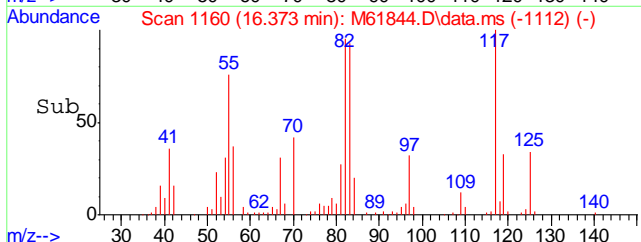


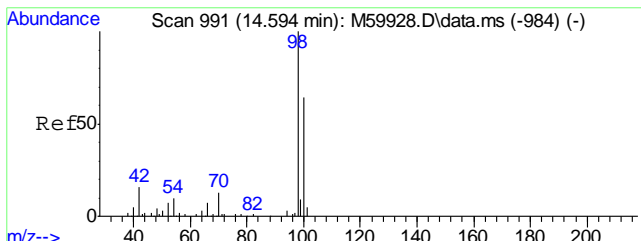
#55  
Chlorobenzene-d5  
Concen: 20.00 ppb  
RT: 16.373 min Scan# 1160  
Delta R.T. 0.007 min  
Lab File: M61844.D  
Acq: 13 Jul 2016 6:59 pm



Tgt Ion: 117 Resp: 255969

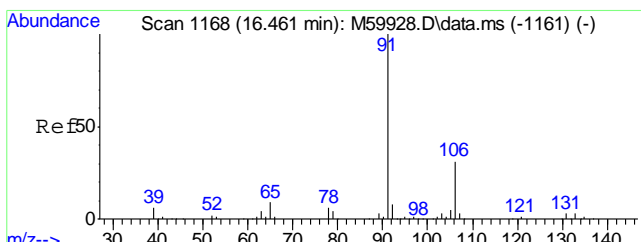
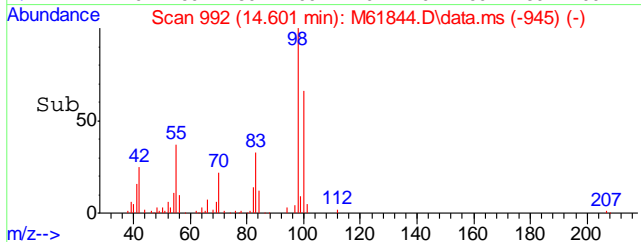
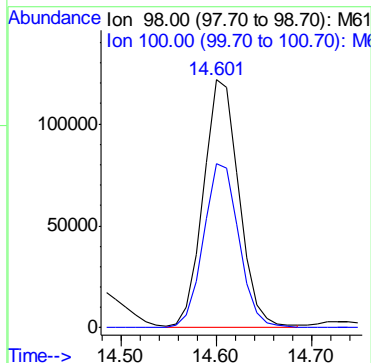
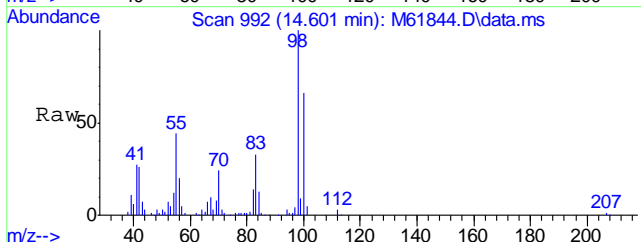
Ion	Ratio	Lower	Upper
117	100		
119	32.5	11.2	51.2





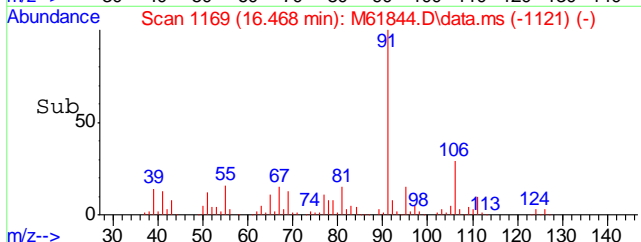
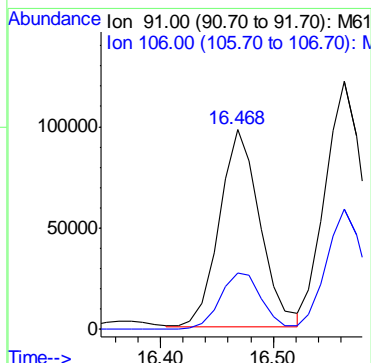
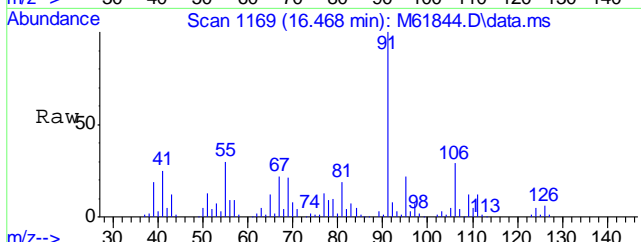
#56  
Toluene-d8  
Concen: 18.92 ppb  
RT: 14.601 min Scan# 992  
Delta R.T. -0.004 min  
Lab File: M61844.D  
Acq: 13 Jul 2016 6:59 pm

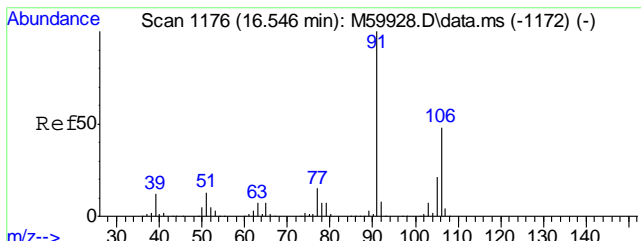
Tgt Ion	Resp	Lower	Upper
98	316151	100	
100	65.7	44.3	84.3



#67  
Ethyl Benzene  
Concen: 9.25 ppb  
RT: 16.468 min Scan# 1169  
Delta R.T. 0.007 min  
Lab File: M61844.D  
Acq: 13 Jul 2016 6:59 pm

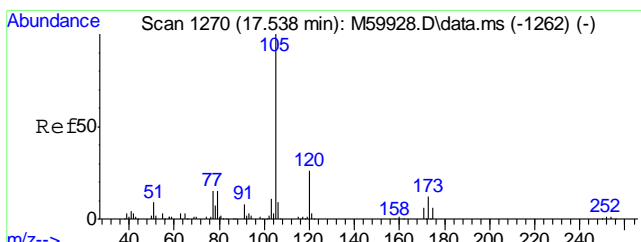
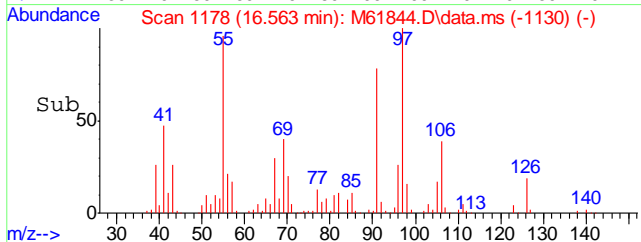
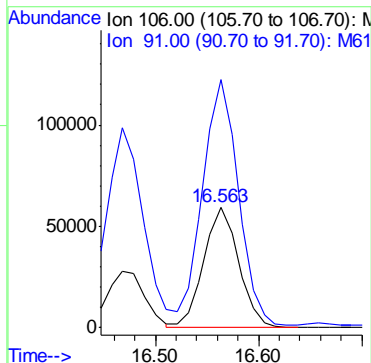
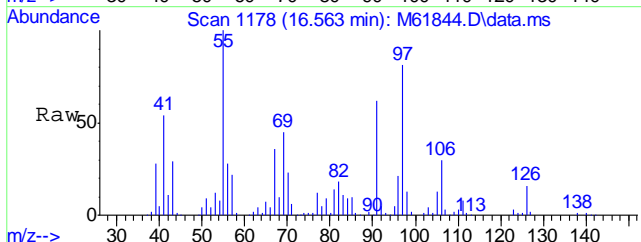
Tgt Ion	Resp	Lower	Upper
91	245675	100	
106	29.1	10.2	50.2





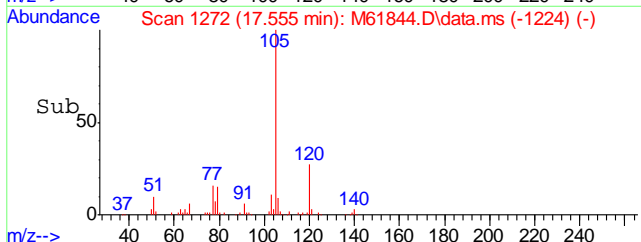
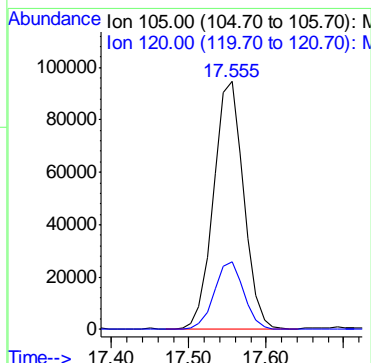
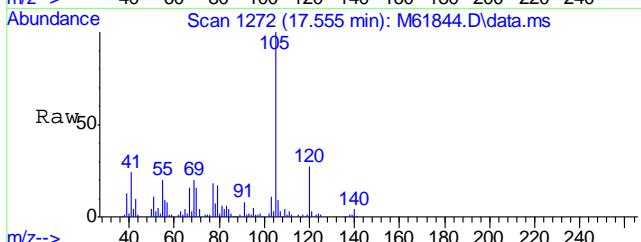
#68  
Xylene, m+p  
Concen: 14.48 ppb  
RT: 16.563 min Scan# 1178  
Delta R.T. 0.007 min  
Lab File: M61844.D  
Acq: 13 Jul 2016 6:59 pm

Tgt Ion:	106	Resp:	140390
Ion Ratio	Lower	Upper	
106	100		
91	206.2	191.5	231.5

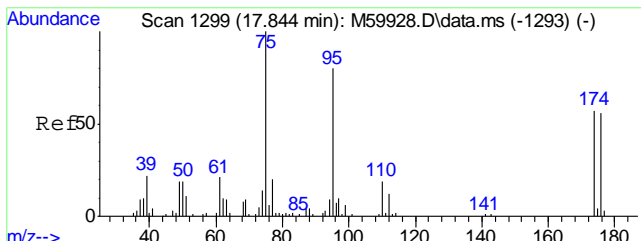


#73  
Isopropylbenzene  
Concen: 10.35 ppb  
RT: 17.555 min Scan# 1272  
Delta R.T. 0.007 min  
Lab File: M61844.D  
Acq: 13 Jul 2016 6:59 pm

Tgt Ion:	105	Resp:	256295
Ion Ratio	Lower	Upper	
105	100		
120	26.7	5.7	45.7

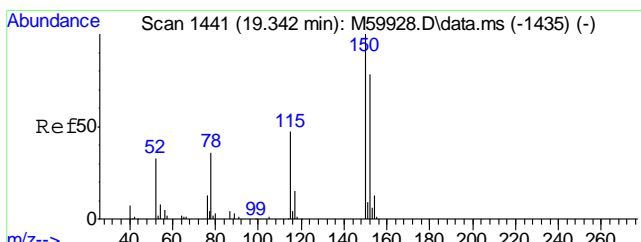
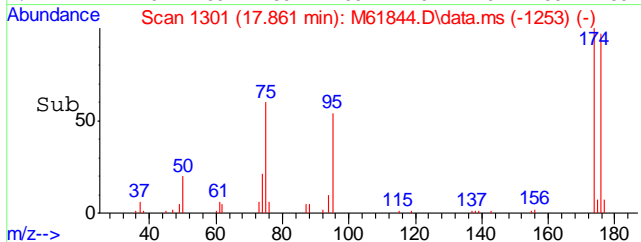
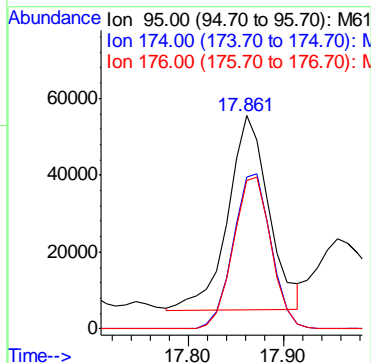
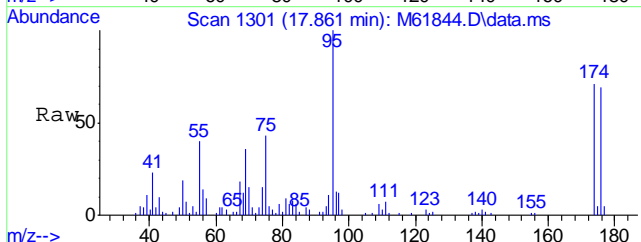






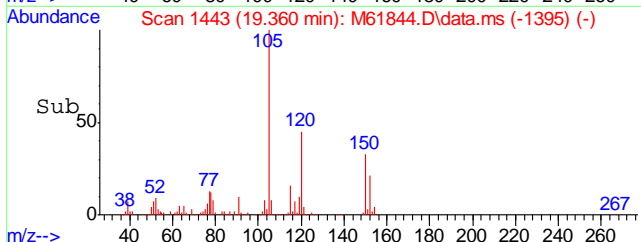
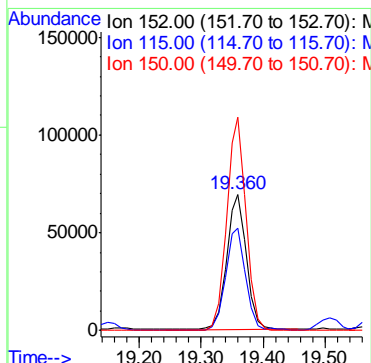
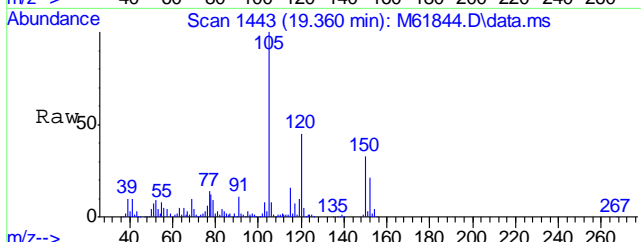
#74  
4-Bromofluorobenzene  
Concen: 22.91 ppb  
RT: 17.861 min Scan# 1301  
Delta R.T. 0.007 min  
Lab File: M61844.D  
Acq: 13 Jul 2016 6:59 pm

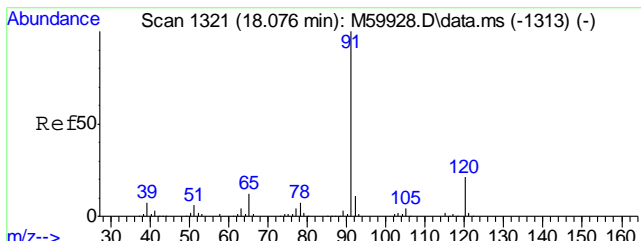
Tgt Ion	Resp	Lower	Upper
95	150494	100	
174	73.9	54.3	94.3
176	71.8	51.5	91.5



#77  
1,4-Dichlorobenzene-d4  
Concen: 20.00 ppb  
RT: 19.360 min Scan# 1443  
Delta R.T. 0.007 min  
Lab File: M61844.D  
Acq: 13 Jul 2016 6:59 pm

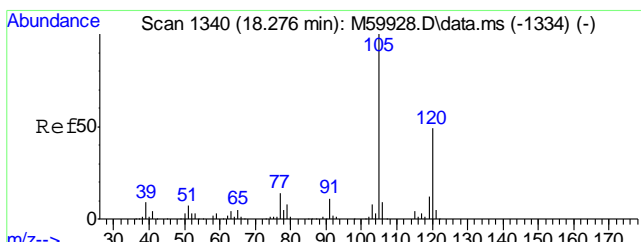
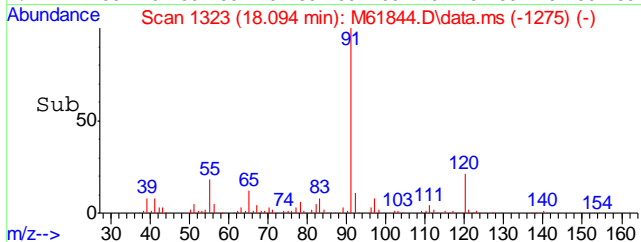
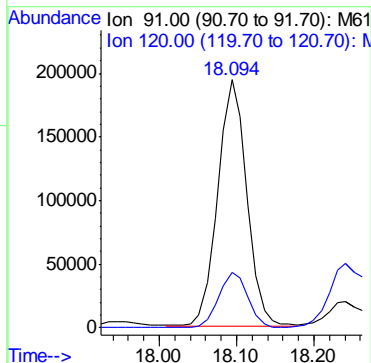
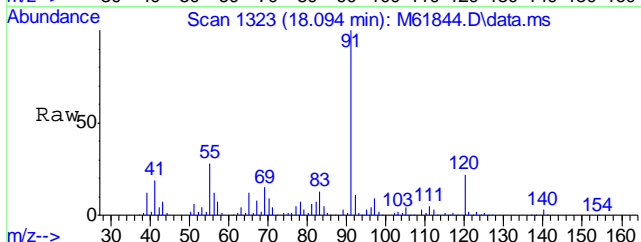
Tgt Ion	Resp	Lower	Upper
152	154344	100	
115	78.3	40.9	80.9
150	153.8	178.6	218.6#





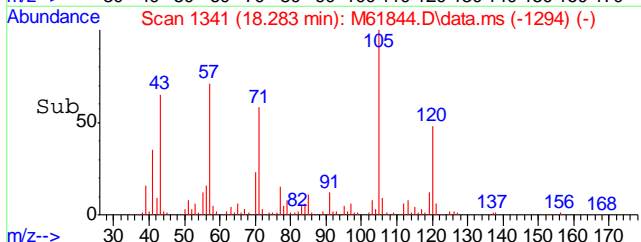
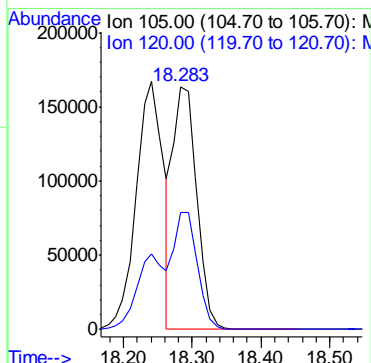
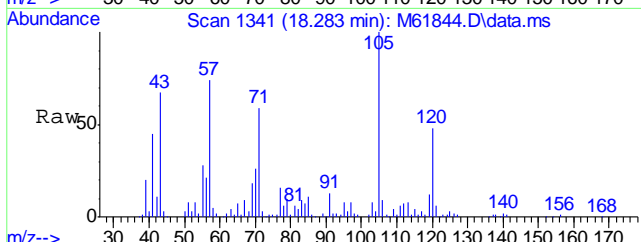
#79  
 n-Propylbenzene  
 Concen: 13.86 ppb  
 RT: 18.094 min Scan# 1323  
 Delta R.T. 0.007 min  
 Lab File: M61844.D  
 Acq: 13 Jul 2016 6:59 pm

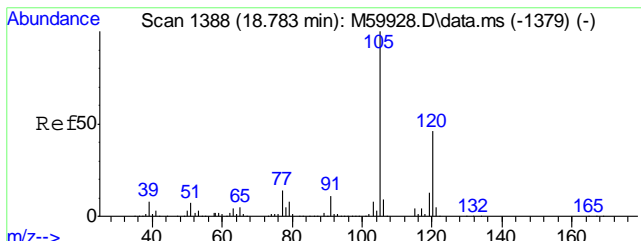
Tgt Ion	Resp	Lower	Upper
91	504969	100	
120	22.4	1.3	41.3



#81  
 1,3,5-Trimethylbenzene  
 Concen: 16.25 ppb  
 RT: 18.283 min Scan# 1341  
 Delta R.T. -0.004 min  
 Lab File: M61844.D  
 Acq: 13 Jul 2016 6:59 pm

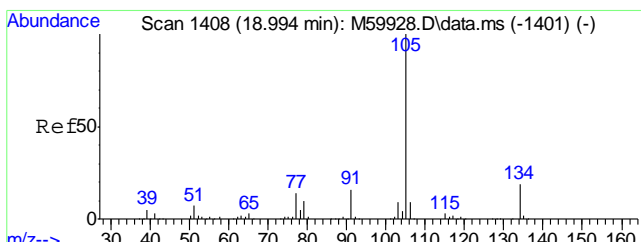
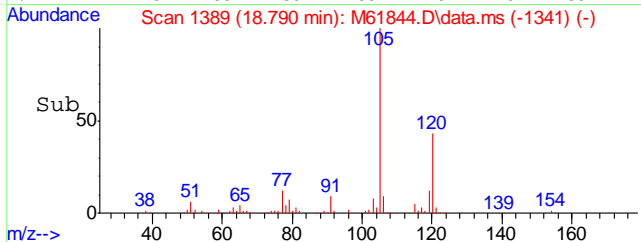
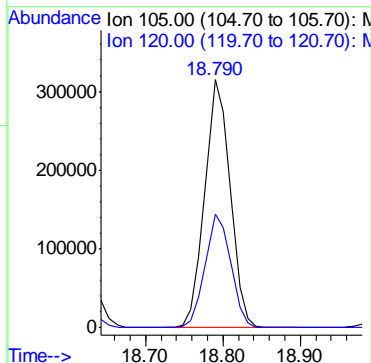
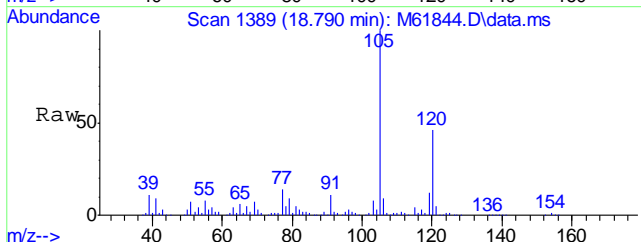
Tgt Ion	Resp	Lower	Upper
105	392213	100	
120	48.0	26.6	66.6





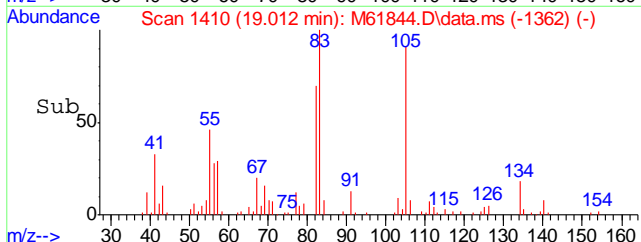
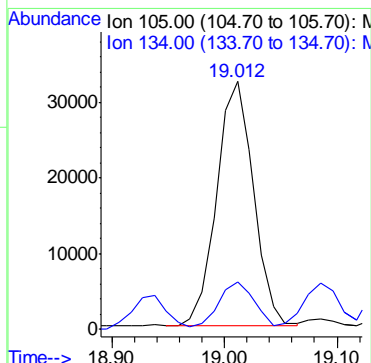
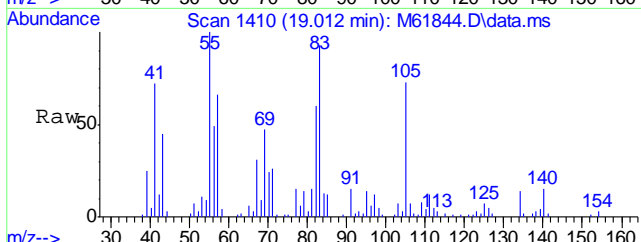
#86  
1,2,4-Trimethylbenzene  
Concen: 28.53 ppb  
RT: 18.790 min Scan# 1389  
Delta R.T. 0.007 min  
Lab File: M61844.D  
Acq: 13 Jul 2016 6:59 pm

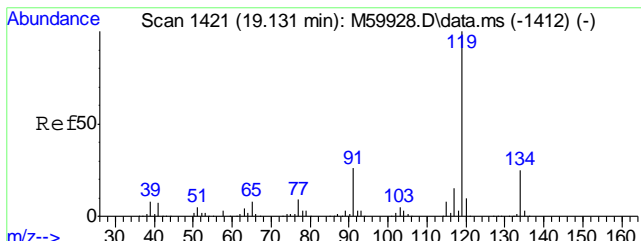
Tgt Ion	Resp	Lower	Upper
105	715137	100	
120	46.4	32.4	72.4



#87  
sec-Butylbenzene  
Concen: 2.33 ppb  
RT: 19.012 min Scan# 1410  
Delta R.T. 0.007 min  
Lab File: M61844.D  
Acq: 13 Jul 2016 6:59 pm

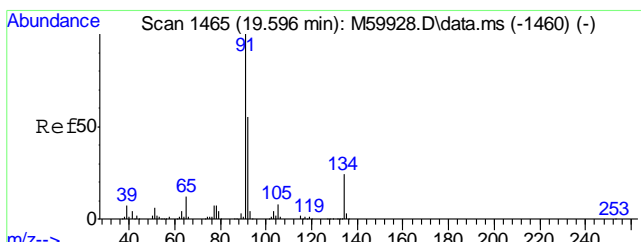
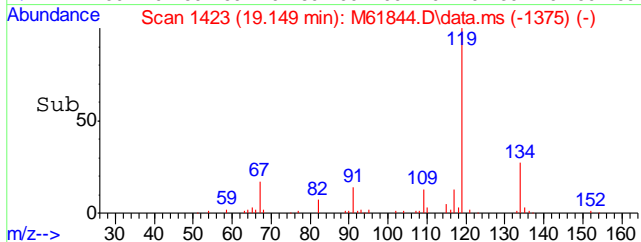
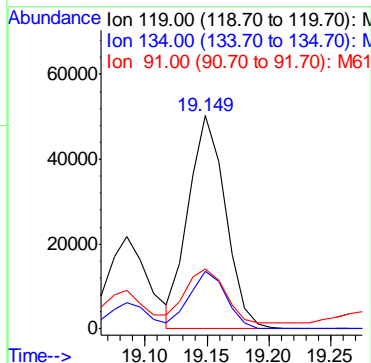
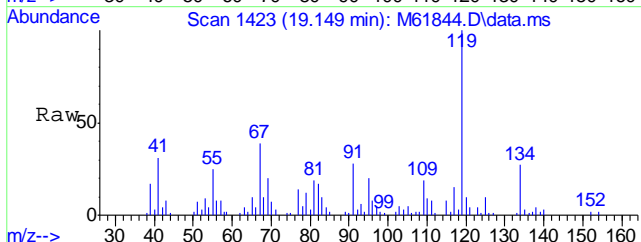
Tgt Ion	Resp	Lower	Upper
105	73443	100	
134	19.5	0.0	38.7





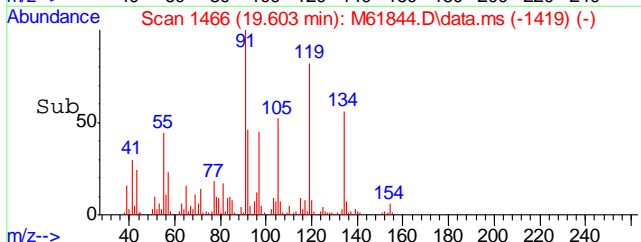
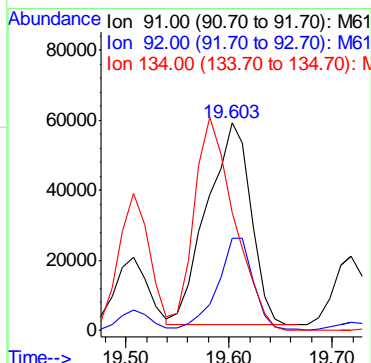
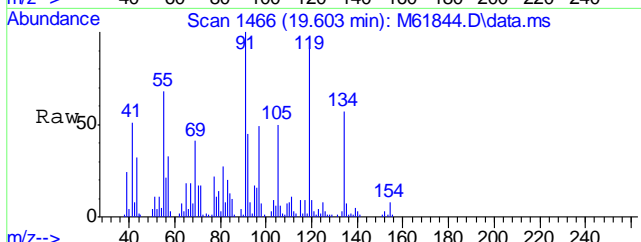
#88  
 p-Isopropyltoluene  
 Concen: 4.05 ppb  
 RT: 19.149 min Scan# 1423  
 Delta R.T. 0.007 min  
 Lab File: M61844.D  
 Acq: 13 Jul 2016 6:59 pm

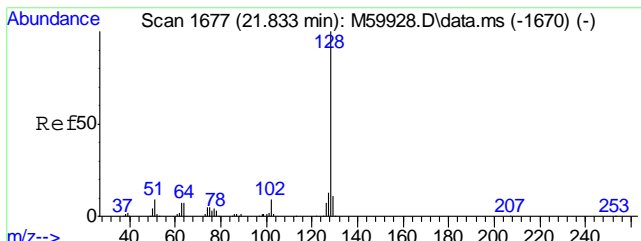
Tgt Ion	Resp	Lower	Upper
119	104571	100	
134	26.6	6.0	46.0
91	27.0	6.0	46.0



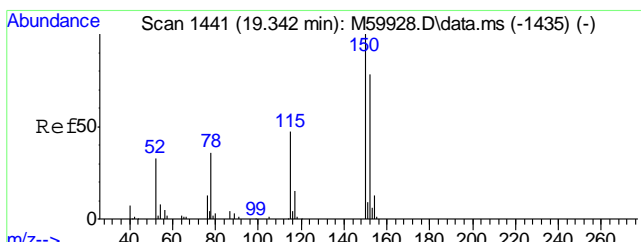
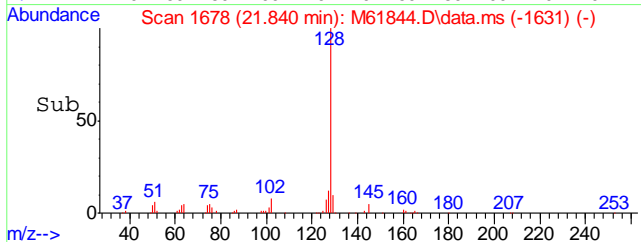
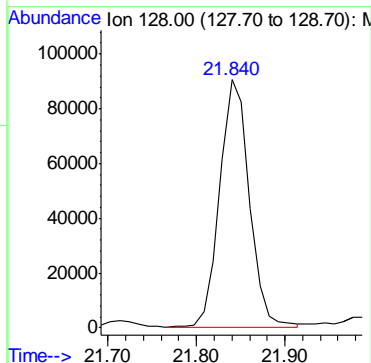
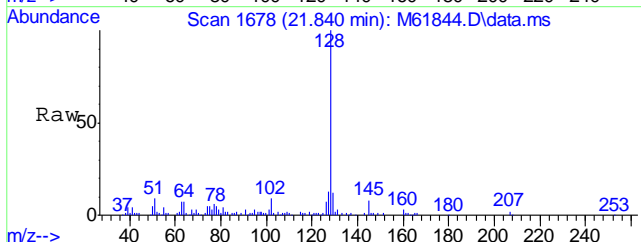
#92  
 n-Butylbenzene  
 Concen: 6.47 ppb  
 RT: 19.603 min Scan# 1466  
 Delta R.T. -0.004 min  
 Lab File: M61844.D  
 Acq: 13 Jul 2016 6:59 pm

Tgt Ion	Resp	Lower	Upper
91	170021	100	
92	37.6	35.3	75.3
134	96.5	3.6	43.6#

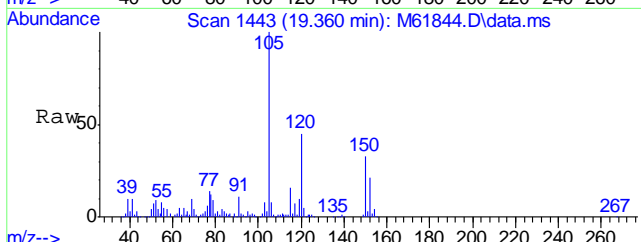




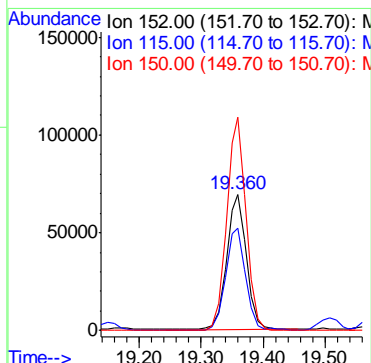
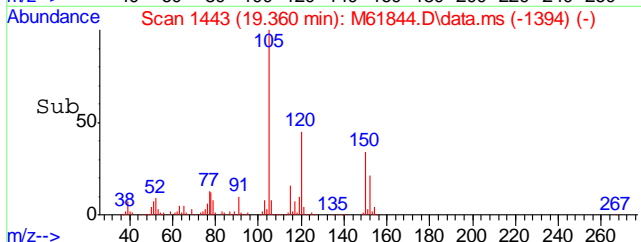
#97  
Naphthalene  
Concen: 10.32 ppb  
RT: 21.840 min Scan# 1678  
Delta R.T. -0.004 min  
Lab File: M61844.D  
Acq: 13 Jul 2016 6:59 pm  
Tgt Ion:128 Resp: 209254

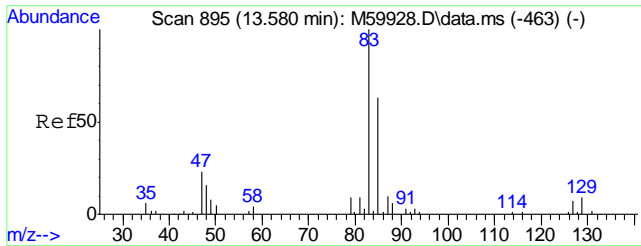


#99  
1,4-Dichlorobenzene-d4A  
Concen: 20.00 ppb  
RT: 19.360 min Scan# 1443  
Delta R.T. 0.018 min  
Lab File: M61844.D  
Acq: 13 Jul 2016 6:59 pm  
Tgt Ion:152 Resp: 154344

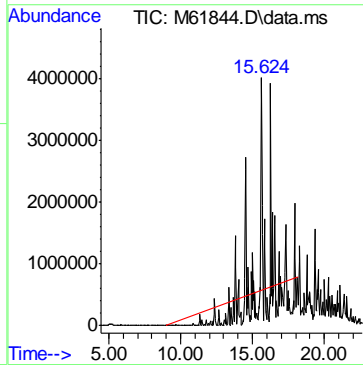
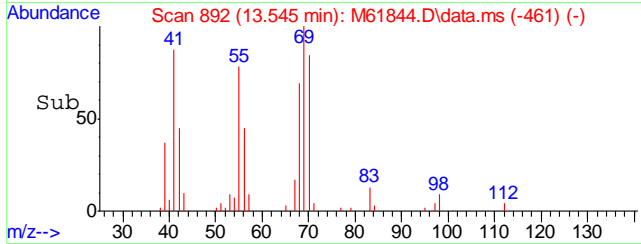
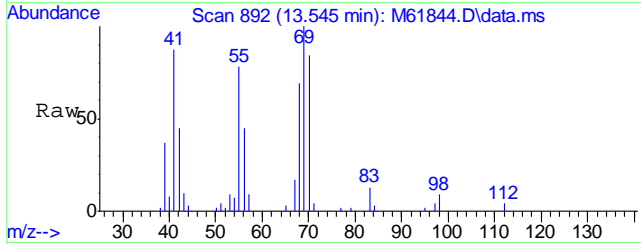


Ion	Ratio	Lower	Upper
152	100		
115	78.3	37.3	77.3#
150	153.8	176.0	216.0#





#100  
TPH-GRO (C6-C10)  
Concen: 2781.30 ppb m  
RT: 13.550 min Scan# 892  
Delta R.T. 0.000 min  
Lab File: M61844.D  
Acq: 13 Jul 2016 6:59 pm  
Tgt Ion:TIC Resp:110716974



6.1.12  
6

Quantitation Report (QT Reviewed)

Data Path : C:\MSDCHEM\1\DATA\M160718\
Data File : M61919.D
Acq On : 18 Jul 2016 7:47 pm
Operator : johannat
Sample : C46435-15
Misc : MS1912,VM1861,5.63,,40,5,1
ALS Vial : 13 Sample Multiplier: 1

Quant Time: Jul 19 09:14:16 2016
Quant Method : C:\MSDCHEM\1\METHODS\VM1860S.M
Quant Title : EPA 8260B
QLast Update : Mon Jul 18 09:14:24 2016
Response via : Initial Calibration

Table with 7 columns: Internal Standards, R.T., QIon, Response, Conc, Units, Dev(Min). Rows include Pentafluorobenzene, 1,4-Difluorobenzene, Chlorobenzene-d5, 1,4-Dichlorobenzene-d4, and 1,4-Dichlorobenzene-d4A.

Table with 7 columns: System Monitoring Compounds, R.T., QIon, Response, Conc, Units, Dev(Min). Rows include Dibromofluoromethane, Toluene-d8, and 4-Bromofluorobenzene with spiked amounts and recovery percentages.

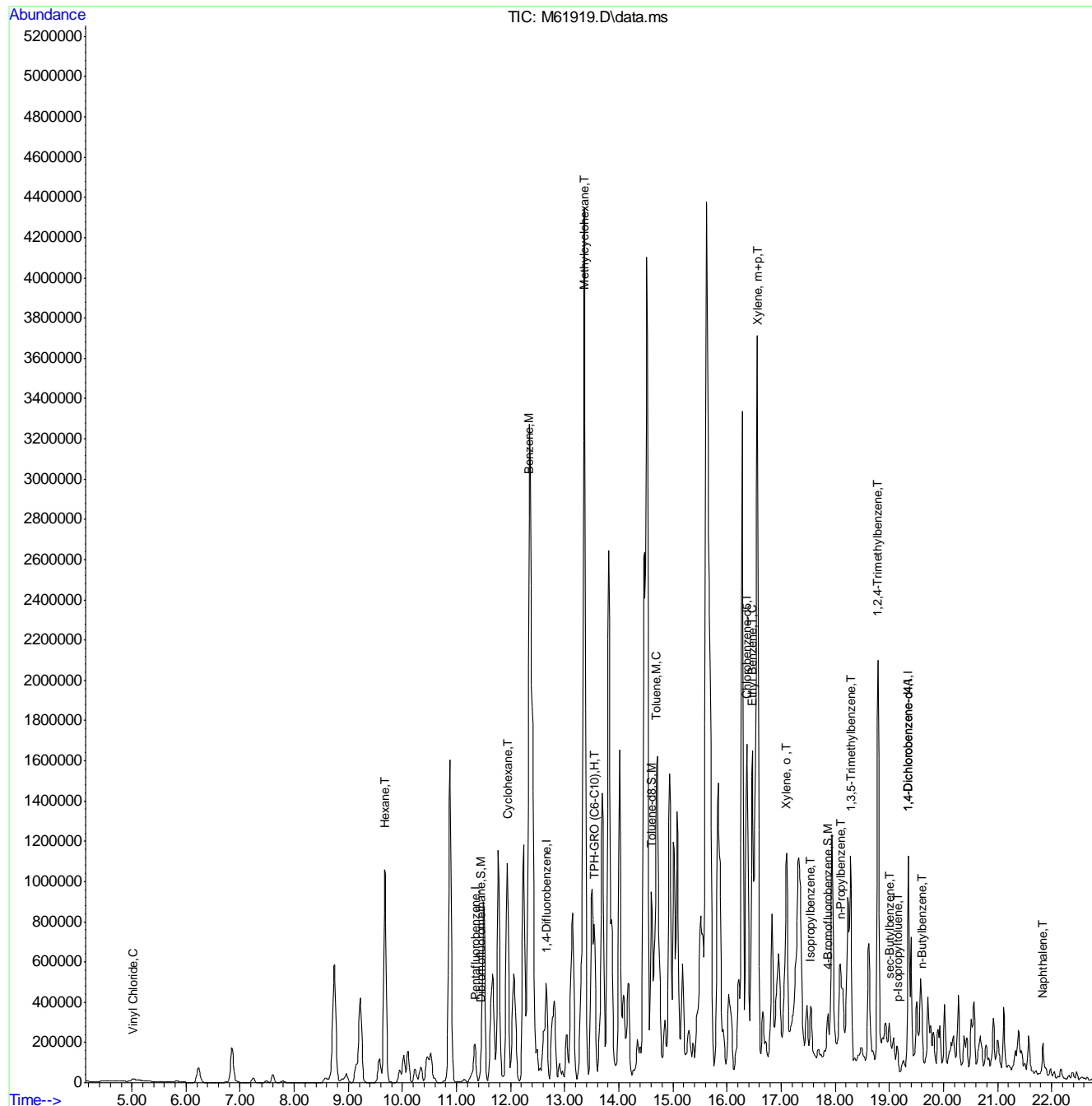
Table with 7 columns: Target Compounds, R.T., QIon, Response, Conc, Units, Qvalue. Lists various compounds like Vinyl Chloride, Hexane, Cyclohexane, Benzene, Methylcyclohexane, Toluene, Ethyl Benzene, Xylene, Isopropylbenzene, n-Propylbenzene, 1,3,5-Trimethylbenzene, 1,2,4-Trimethylbenzene, sec-Butylbenzene, p-Isopropyltoluene, n-Butylbenzene, Naphthalene, and TPH-GRO (C6-C10).

(#) = qualifier out of range (m) = manual integration (+) = signals summed

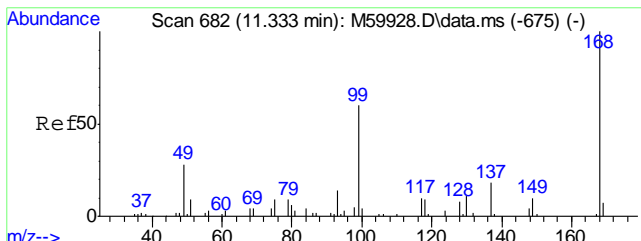
Quantitation Report (QT Reviewed)

Data Path : C:\MSDCHEM\1\DATA\M160718\  
 Data File : M61919.D  
 Acq On : 18 Jul 2016 7:47 pm  
 Operator : johannat  
 Sample : C46435-15  
 Misc : MS1912,VM1861,5.63,,40,5,1  
 ALS Vial : 13 Sample Multiplier: 1

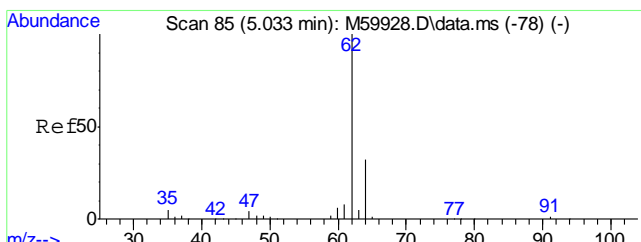
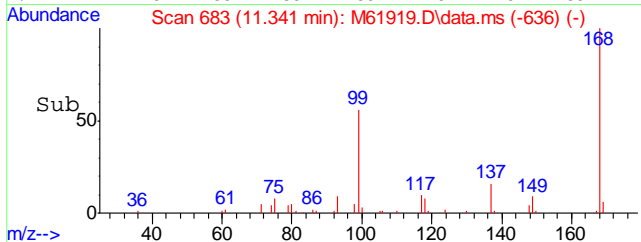
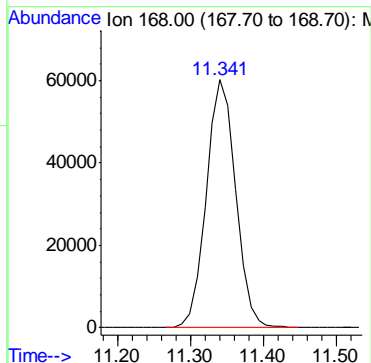
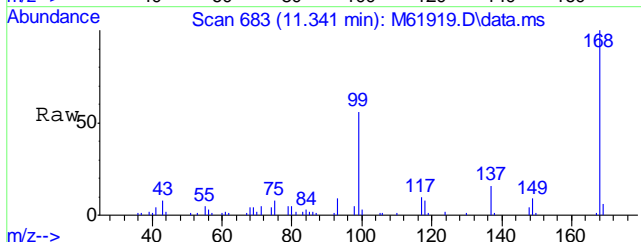
Quant Time: Jul 19 09:14:16 2016  
 Quant Method : C:\MSDCHEM\1\METHODS\VM1860S.M  
 Quant Title : EPA 8260B  
 QLast Update : Mon Jul 18 09:14:24 2016  
 Response via : Initial Calibration



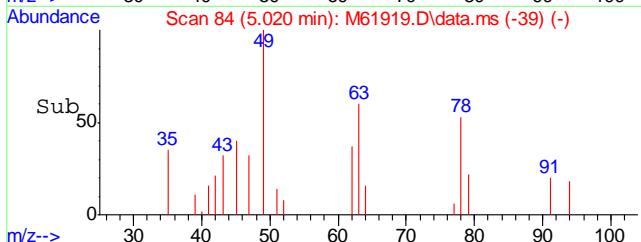
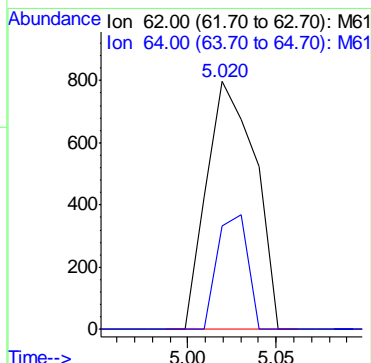
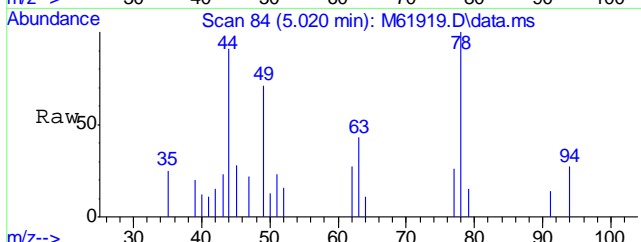


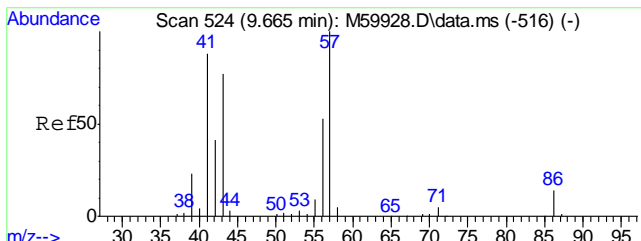


#1  
 Pentafluorobenzene  
 Concen: 20.00 ppb  
 RT: 11.341 min Scan# 683  
 Delta R.T. -0.003 min  
 Lab File: M61919.D  
 Acq: 18 Jul 2016 7:47 pm  
 Tgt Ion:168 Resp: 168733



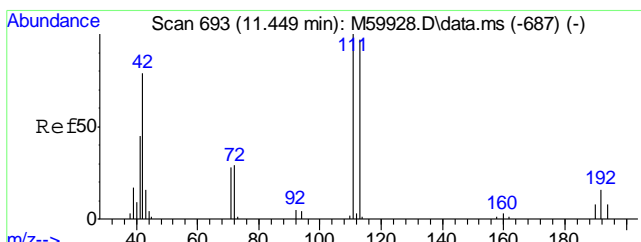
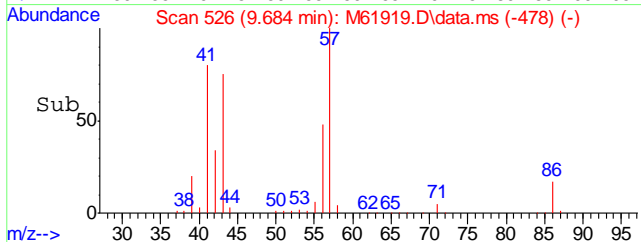
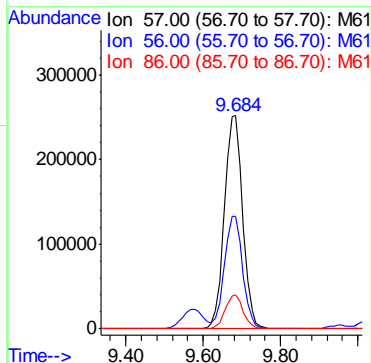
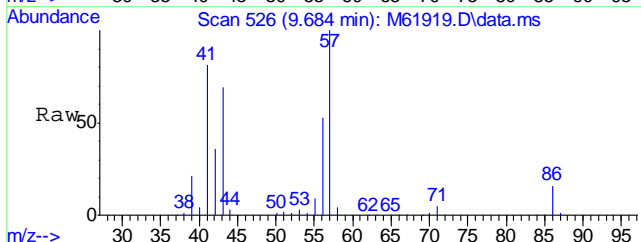
#4  
 Vinyl Chloride  
 Concen: 0.32 ppb  
 RT: 5.020 min Scan# 84  
 Delta R.T. -0.024 min  
 Lab File: M61919.D  
 Acq: 18 Jul 2016 7:47 pm  
 Tgt Ion: 62 Resp: 1534  
 Ion Ratio Lower Upper  
 62 100  
 64 0.0 11.8 51.8#





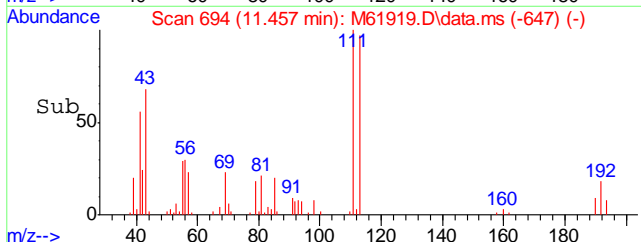
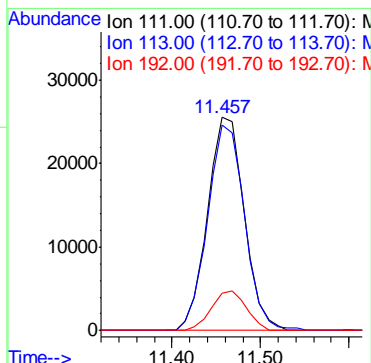
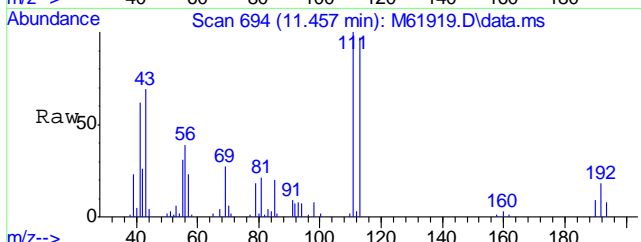
#24  
Hexane  
Concen: 111.49 ppb  
RT: 9.684 min Scan# 526  
Delta R.T. 0.008 min  
Lab File: M61919.D  
Acq: 18 Jul 2016 7:47 pm

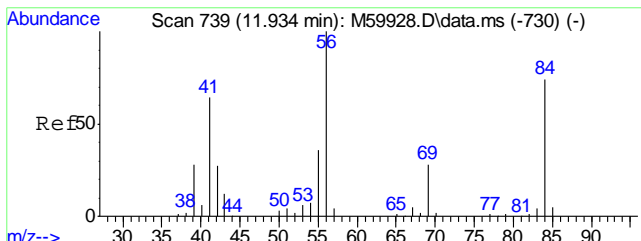
Tgt Ion	Resp	Lower	Upper
57	836678		
56	52.4	32.9	72.9
86	15.3	0.0	34.1



#36  
Dibromofluoromethane  
Concen: 18.47 ppb  
RT: 11.457 min Scan# 694  
Delta R.T. -0.003 min  
Lab File: M61919.D  
Acq: 18 Jul 2016 7:47 pm

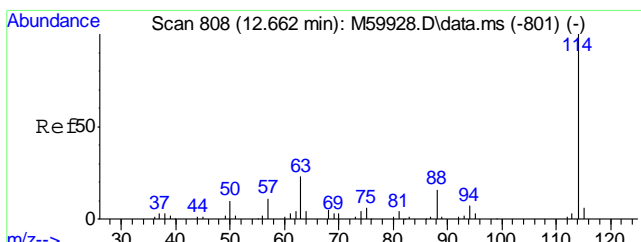
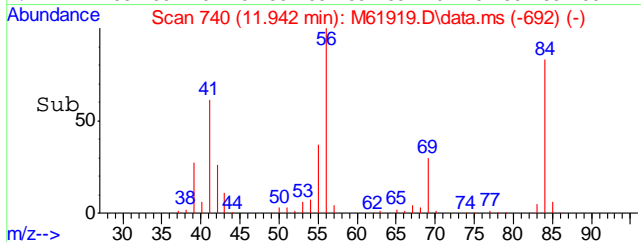
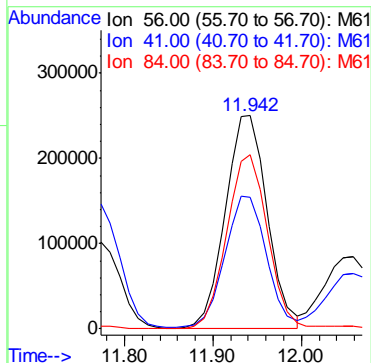
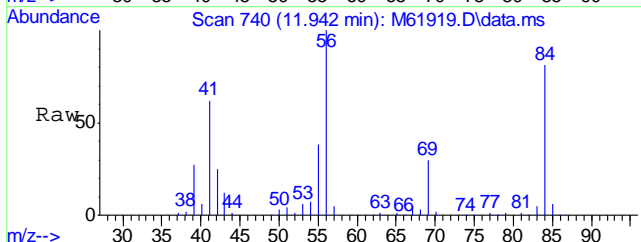
Tgt Ion	Resp	Lower	Upper
111	73968		
113	96.9	77.7	117.7
192	17.7	0.0	36.3





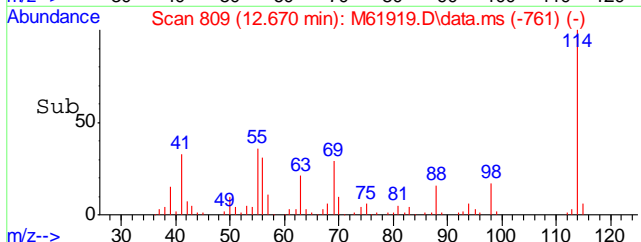
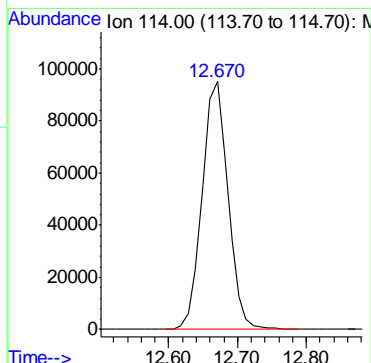
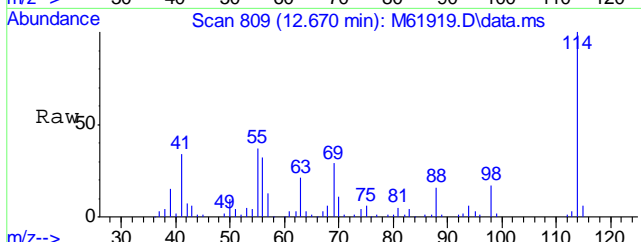
#38  
Cyclohexane  
Concen: 88.28 ppb  
RT: 11.942 min Scan# 740  
Delta R.T. 0.008 min  
Lab File: M61919.D  
Acq: 18 Jul 2016 7:47 pm

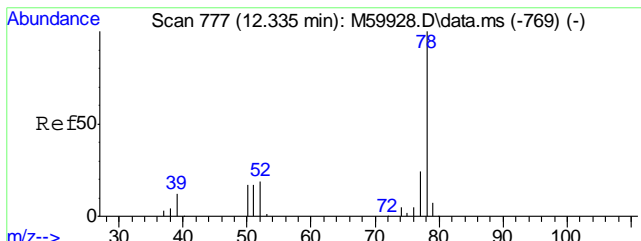
Tgt Ion	Resp	Lower	Upper
56	100		
41	60.6	46.3	86.3
84	80.5	56.0	96.0



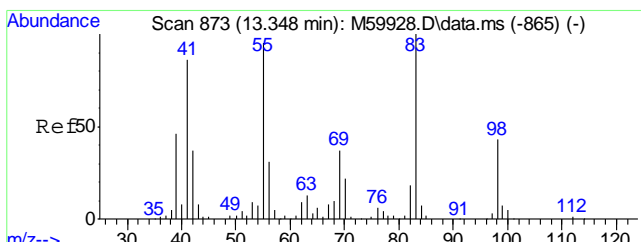
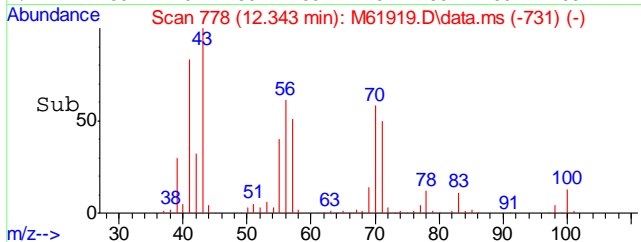
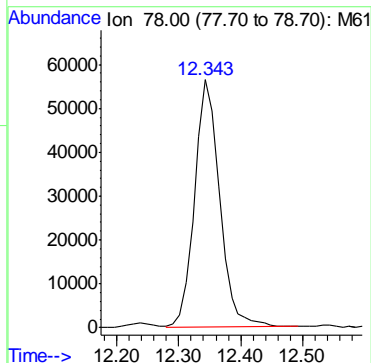
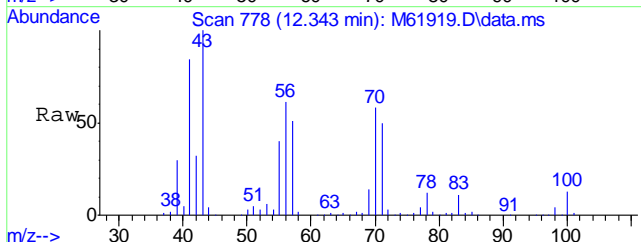
#40  
1,4-Difluorobenzene  
Concen: 20.00 ppb  
RT: 12.670 min Scan# 809  
Delta R.T. 0.008 min  
Lab File: M61919.D  
Acq: 18 Jul 2016 7:47 pm

Tgt Ion: 114 Resp: 248567



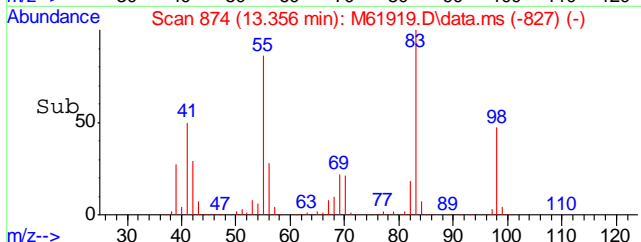
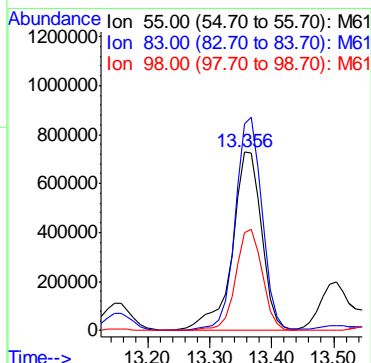
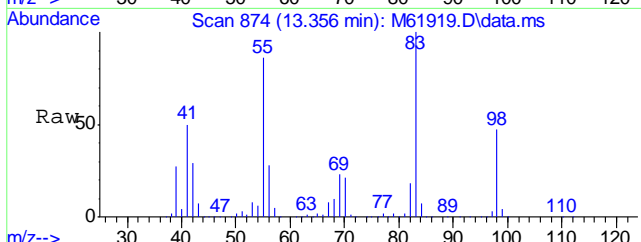


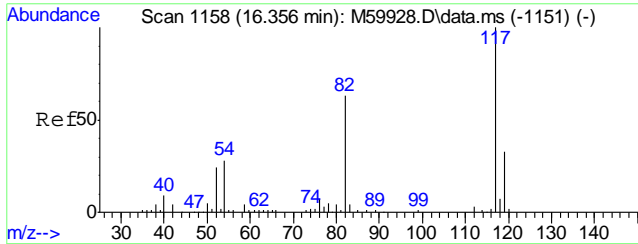
#45  
Benzene  
Concen: 7.96 ppb  
RT: 12.343 min Scan# 778  
Delta R.T. -0.003 min  
Lab File: M61919.D  
Acq: 18 Jul 2016 7:47 pm  
Tgt Ion: 78 Resp: 158479



#48  
Methylcyclohexane  
Concen: 298.44 ppb  
RT: 13.356 min Scan# 874  
Delta R.T. -0.003 min  
Lab File: M61919.D  
Acq: 18 Jul 2016 7:47 pm  
Tgt Ion: 55 Resp: 2390755

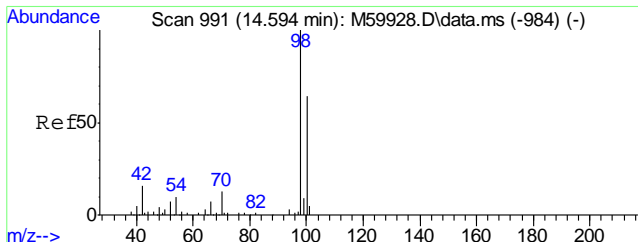
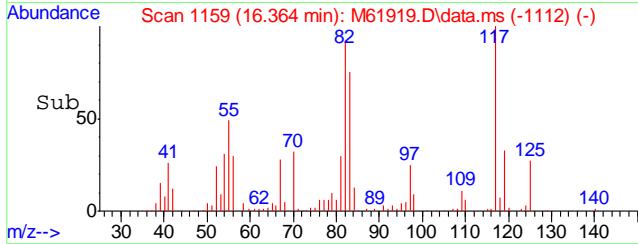
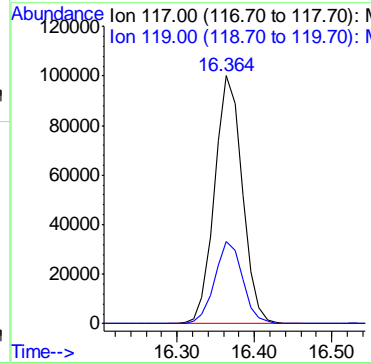
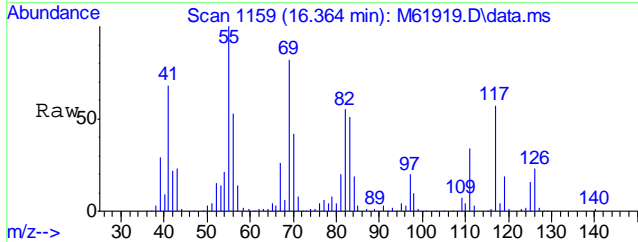
Ion	Ratio	Lower	Upper
55	100		
83	109.2	84.5	124.5
98	51.9	27.0	67.0





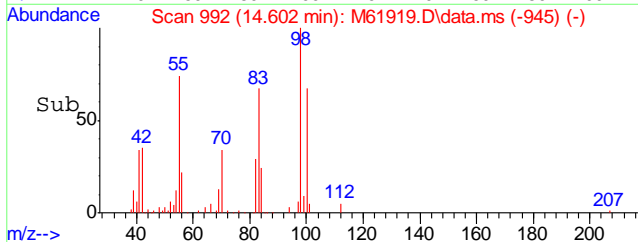
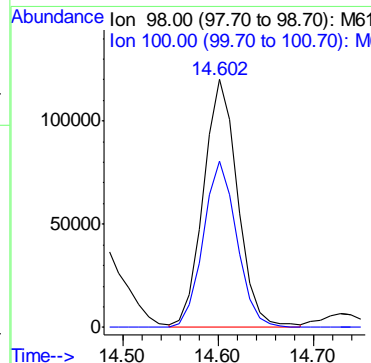
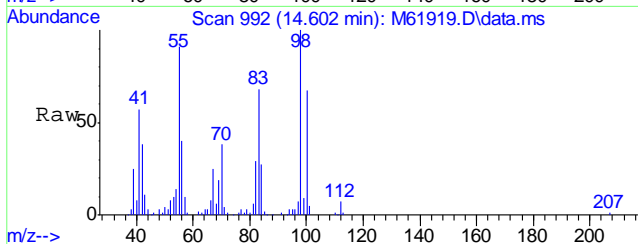
#55  
Chlorobenzene-d5  
Concen: 20.00 ppb  
RT: 16.364 min Scan# 1159  
Delta R.T. -0.003 min  
Lab File: M61919.D  
Acq: 18 Jul 2016 7:47 pm

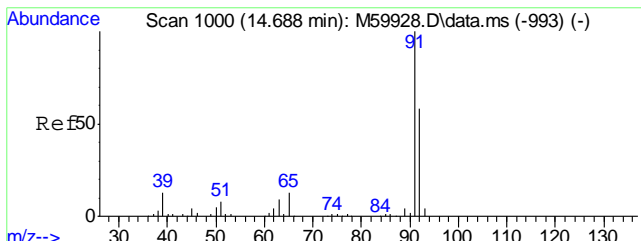
Tgt Ion	Resp	Lower	Upper
117	248911	100	
119	33.8	11.2	51.2



#56  
Toluene-d8  
Concen: 19.72 ppb  
RT: 14.602 min Scan# 992  
Delta R.T. -0.003 min  
Lab File: M61919.D  
Acq: 18 Jul 2016 7:47 pm

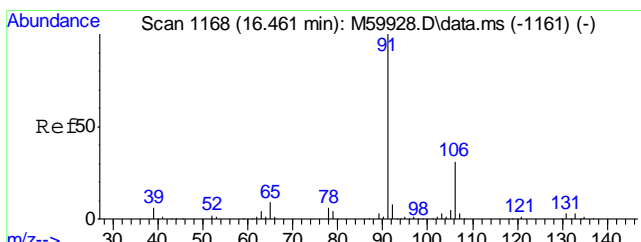
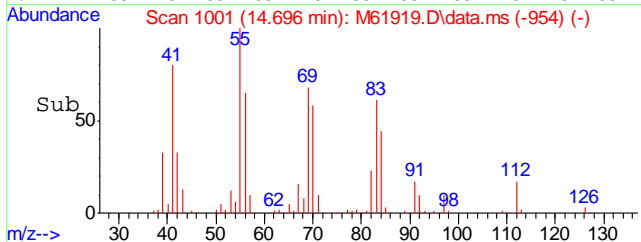
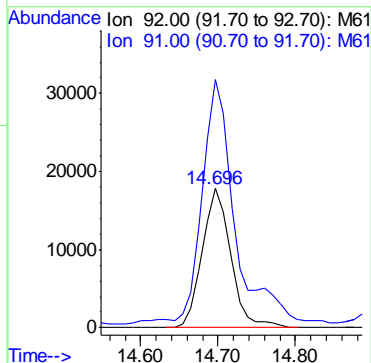
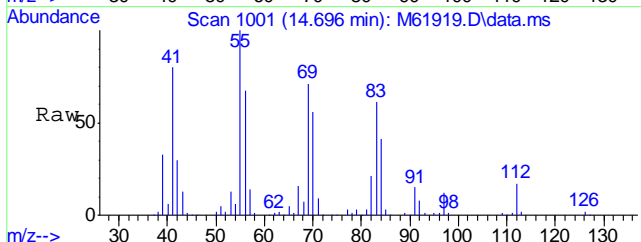
Tgt Ion	Resp	Lower	Upper
98	299163	100	
100	65.8	44.3	84.3





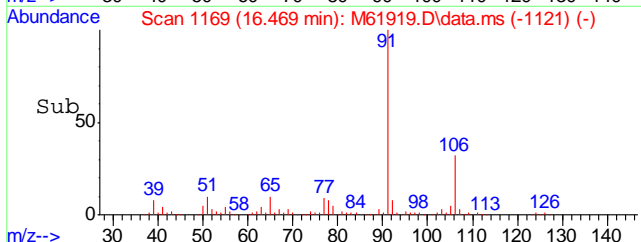
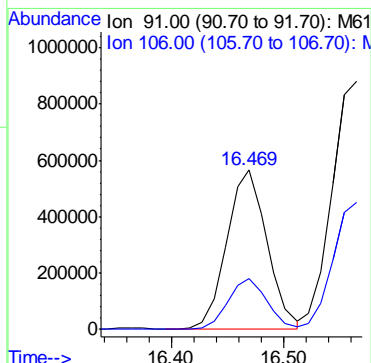
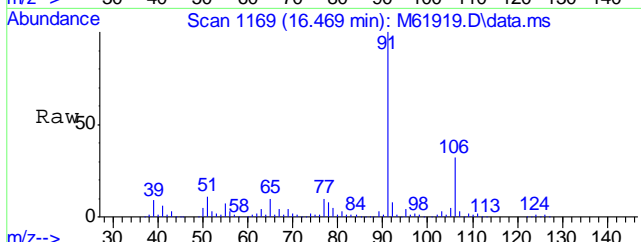
#57  
Toluene  
Concen: 3.81 ppb  
RT: 14.696 min Scan# 1001  
Delta R.T. -0.003 min  
Lab File: M61919.D  
Acq: 18 Jul 2016 7:47 pm

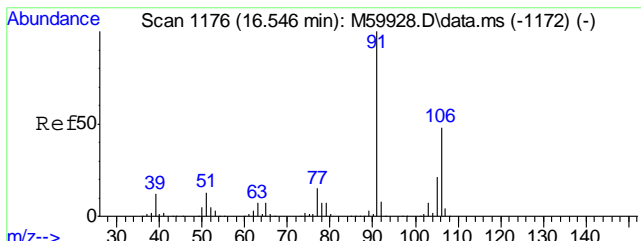
Tgt Ion: 92 Resp: 45789  
Ion Ratio Lower Upper  
92 100  
91 204.5 150.5 190.5#



#67  
Ethyl Benzene  
Concen: 61.78 ppb  
RT: 16.469 min Scan# 1169  
Delta R.T. 0.008 min  
Lab File: M61919.D  
Acq: 18 Jul 2016 7:47 pm

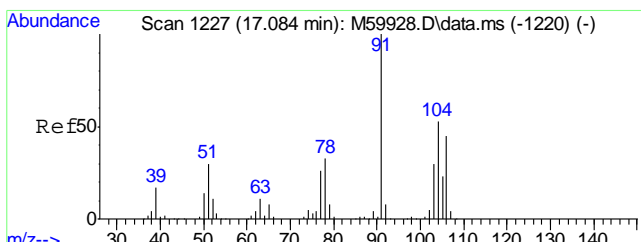
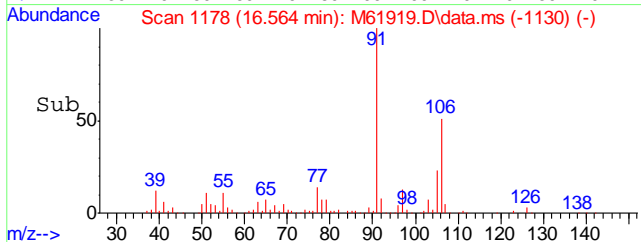
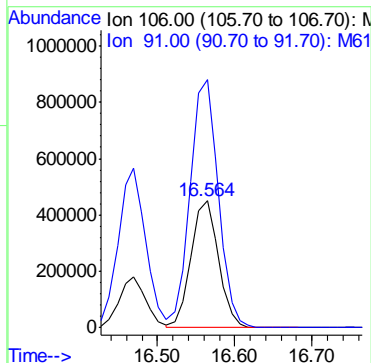
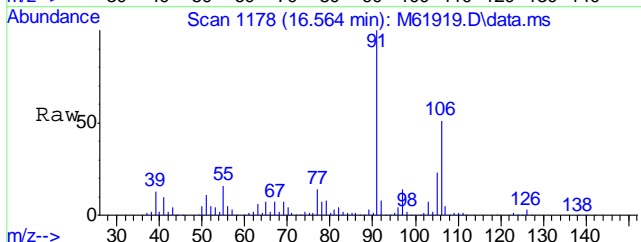
Tgt Ion: 91 Resp: 1397207  
Ion Ratio Lower Upper  
91 100  
106 31.4 10.2 50.2





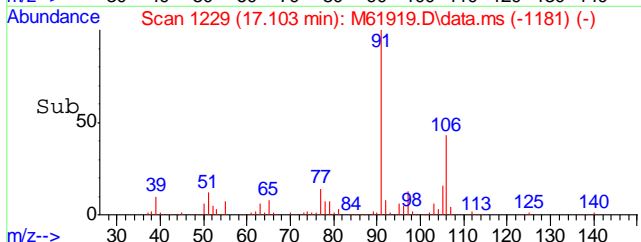
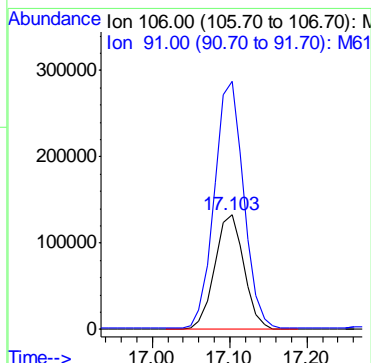
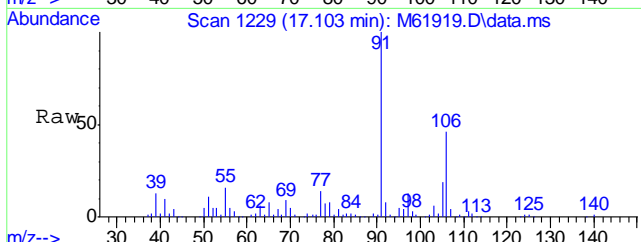
#68  
Xylene, m+p  
Concen: 129.85 ppb  
RT: 16.564 min Scan# 1178  
Delta R.T. 0.008 min  
Lab File: M61919.D  
Acq: 18 Jul 2016 7:47 pm

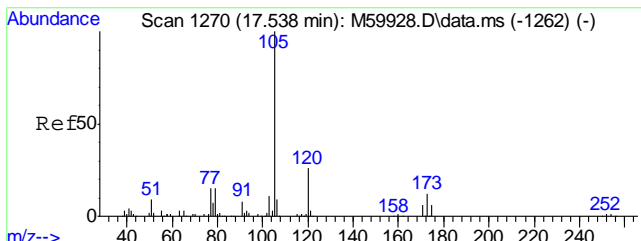
Tgt Ion	Resp	Lower	Upper
106	1109881		
106	100		
91	199.5	191.5	231.5



#69  
Xylene, o  
Concen: 40.23 ppb  
RT: 17.103 min Scan# 1229  
Delta R.T. 0.008 min  
Lab File: M61919.D  
Acq: 18 Jul 2016 7:47 pm

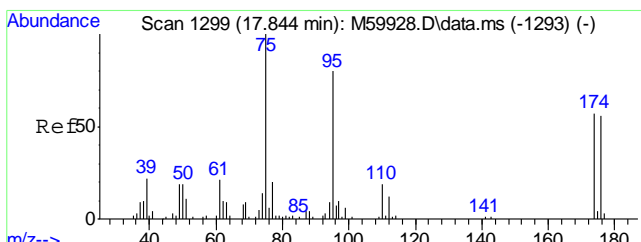
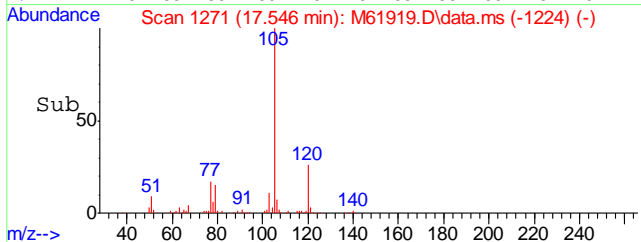
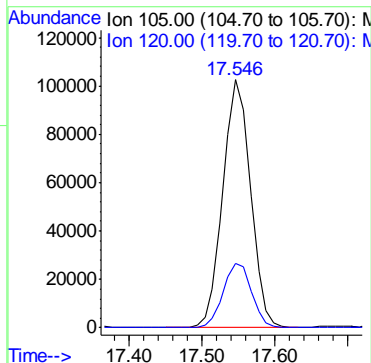
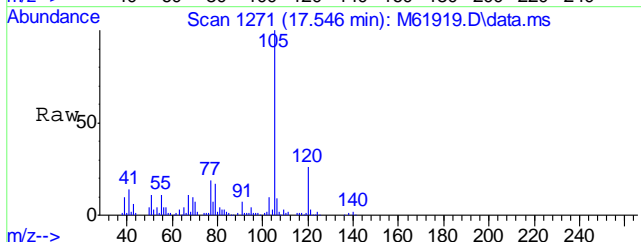
Tgt Ion	Resp	Lower	Upper
106	348896		
106	100		
91	215.3	203.2	243.2





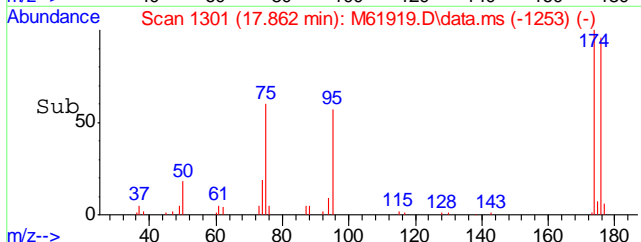
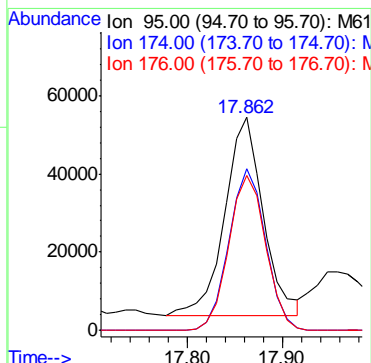
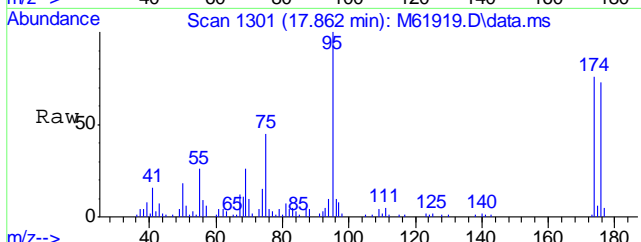
#73  
Isopropylbenzene  
Concen: 12.36 ppb  
RT: 17.546 min Scan# 1271  
Delta R.T. -0.003 min  
Lab File: M61919.D  
Acq: 18 Jul 2016 7:47 pm

Tgt Ion	Resp	Lower	Upper
105	269991		
105	100		
120	26.3	5.7	45.7

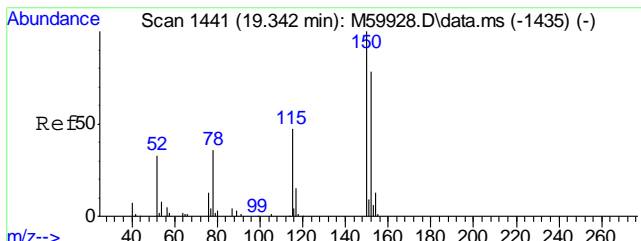


#74  
4-Bromofluorobenzene  
Concen: 22.32 ppb  
RT: 17.862 min Scan# 1301  
Delta R.T. 0.008 min  
Lab File: M61919.D  
Acq: 18 Jul 2016 7:47 pm

Tgt Ion	Resp	Lower	Upper
95	140710		
95	100		
174	78.1	54.3	94.3
176	75.6	51.5	91.5

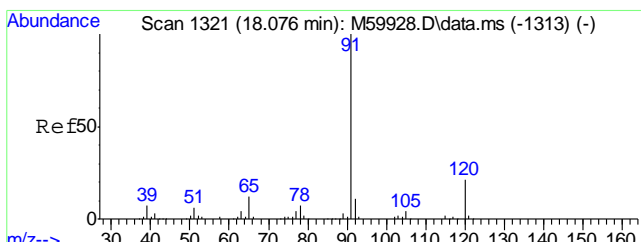
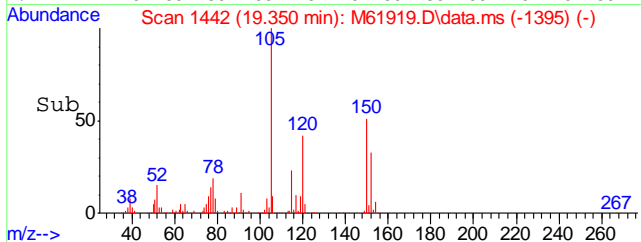
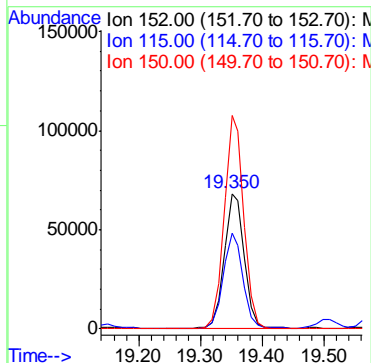
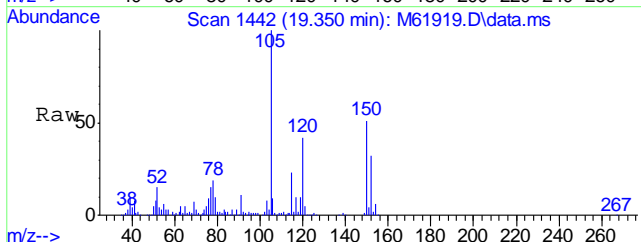






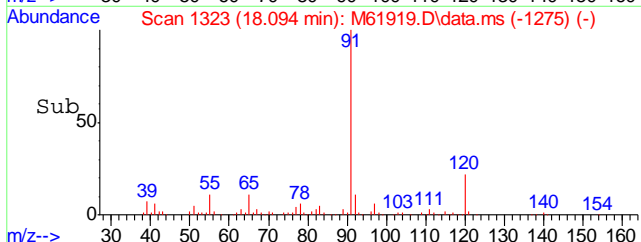
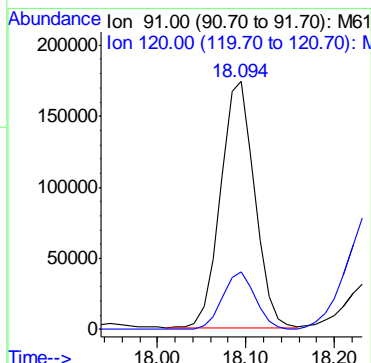
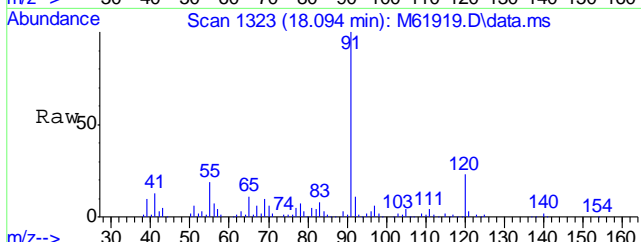
#77  
 1,4-Dichlorobenzene-d4  
 Concen: 20.00 ppb  
 RT: 19.350 min Scan# 1442  
 Delta R.T. -0.003 min  
 Lab File: M61919.D  
 Acq: 18 Jul 2016 7:47 pm

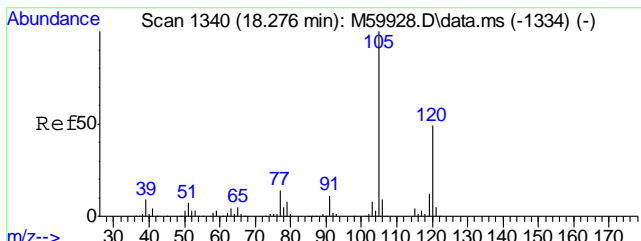
Tgt Ion	Resp	Lower	Upper
152	156154		
152	100		
115	70.5	40.9	80.9
150	151.6	178.6	218.6#



#79  
 n-Propylbenzene  
 Concen: 15.23 ppb  
 RT: 18.094 min Scan# 1323  
 Delta R.T. 0.008 min  
 Lab File: M61919.D  
 Acq: 18 Jul 2016 7:47 pm

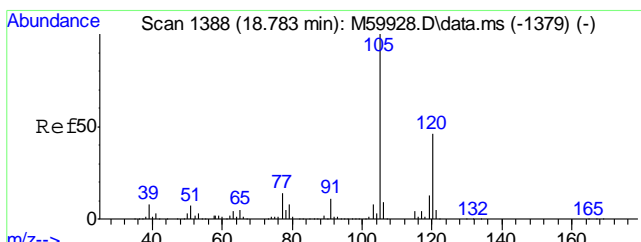
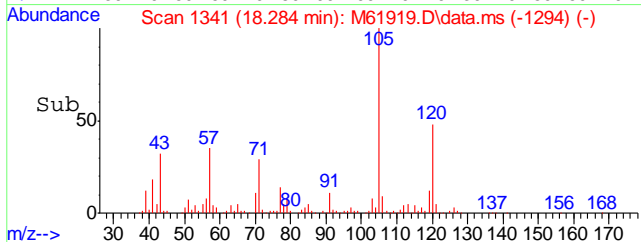
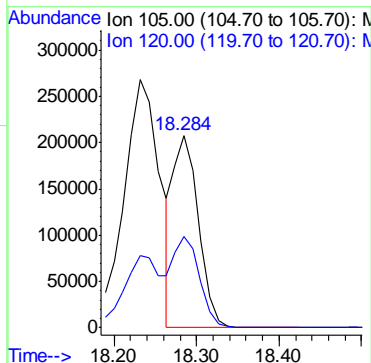
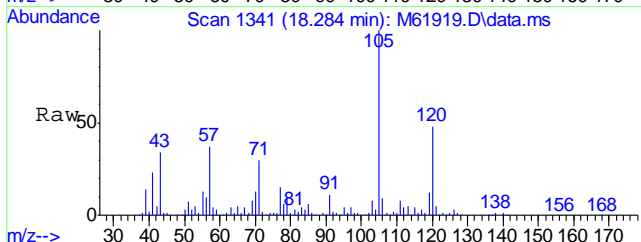
Tgt Ion	Resp	Lower	Upper
91	459082		
91	100		
120	22.8	1.3	41.3





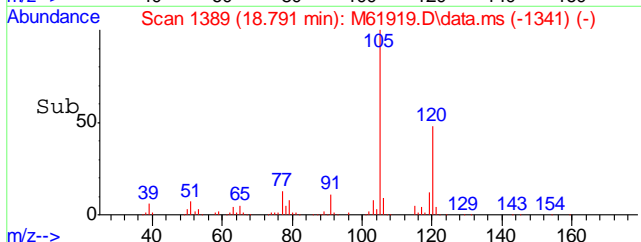
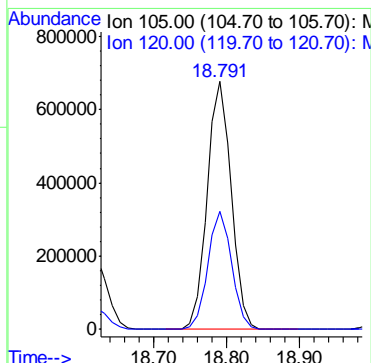
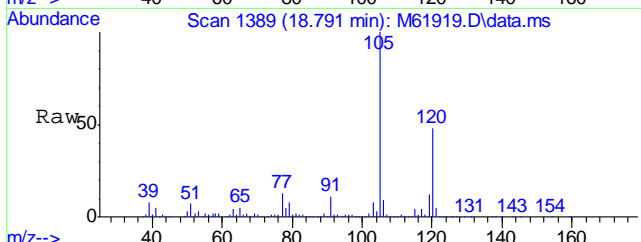
#81  
 1,3,5-Trimethylbenzene  
 Concen: 21.44 ppb  
 RT: 18.284 min Scan# 1341  
 Delta R.T. -0.003 min  
 Lab File: M61919.D  
 Acq: 18 Jul 2016 7:47 pm

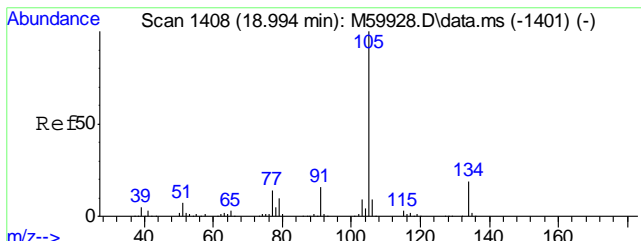
Tgt Ion	Resp	Lower	Upper
105	437307		
120	49.0	26.6	66.6



#86  
 1,2,4-Trimethylbenzene  
 Concen: 73.23 ppb  
 RT: 18.791 min Scan# 1389  
 Delta R.T. 0.008 min  
 Lab File: M61919.D  
 Acq: 18 Jul 2016 7:47 pm

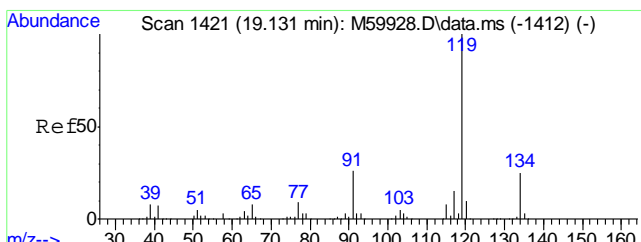
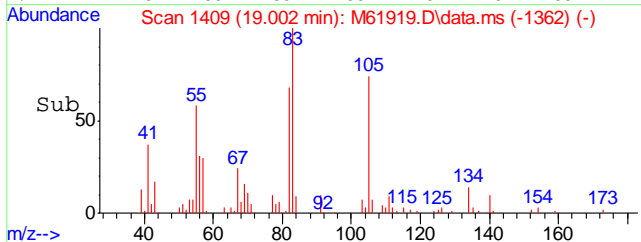
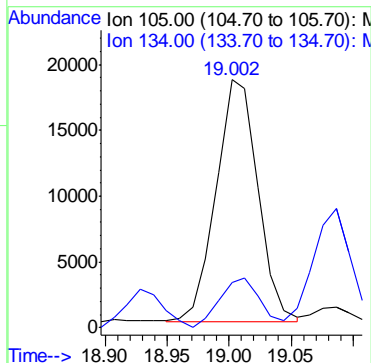
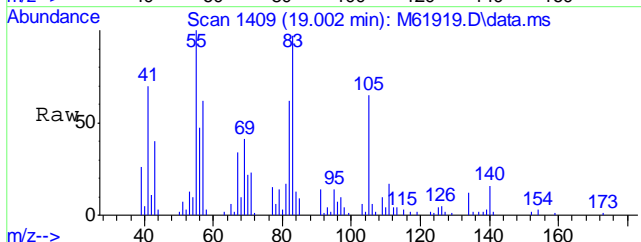
Tgt Ion	Resp	Lower	Upper
105	1556562		
120	47.0	32.4	72.4





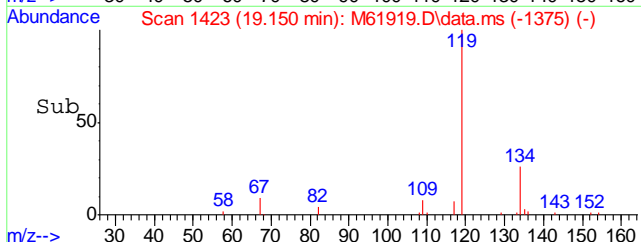
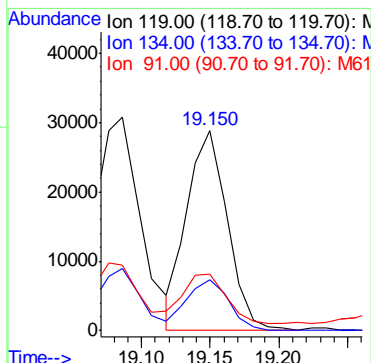
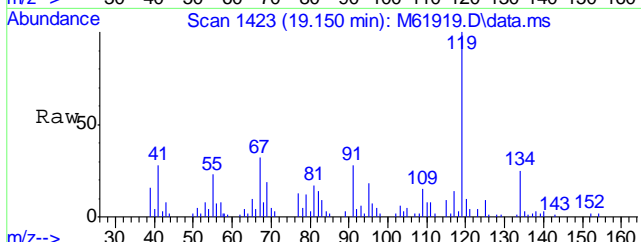
#87  
 sec-Butylbenzene  
 Concen: 1.64 ppb  
 RT: 19.002 min Scan# 1409  
 Delta R.T. -0.003 min  
 Lab File: M61919.D  
 Acq: 18 Jul 2016 7:47 pm

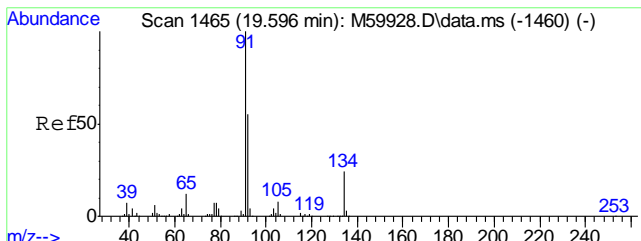
Tgt Ion	Resp	Lower	Upper
105	43547	100	
134	20.1	0.0	38.7



#88  
 p-Isopropyltoluene  
 Concen: 2.68 ppb  
 RT: 19.150 min Scan# 1423  
 Delta R.T. 0.008 min  
 Lab File: M61919.D  
 Acq: 18 Jul 2016 7:47 pm

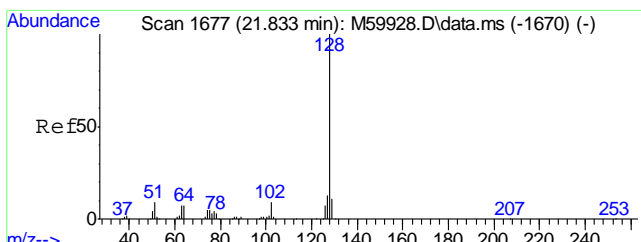
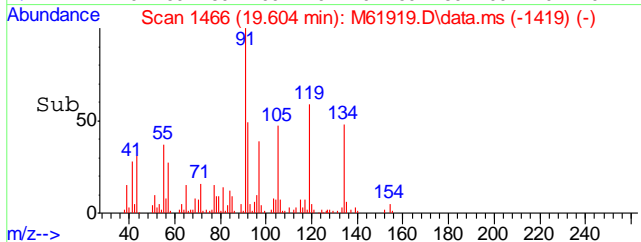
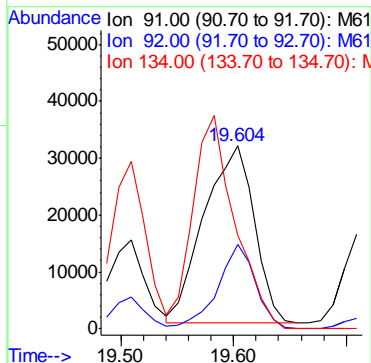
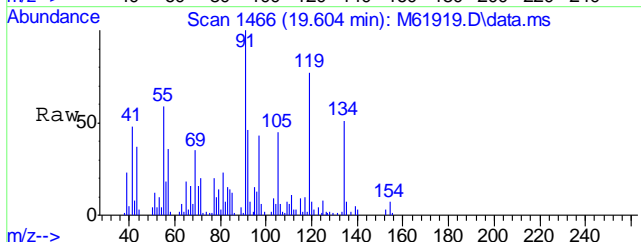
Tgt Ion	Resp	Lower	Upper
119	59146	100	
134	26.3	6.0	46.0
91	27.4	6.0	46.0





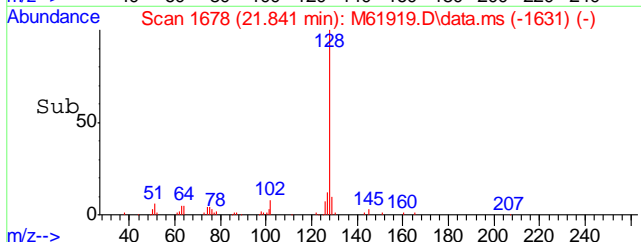
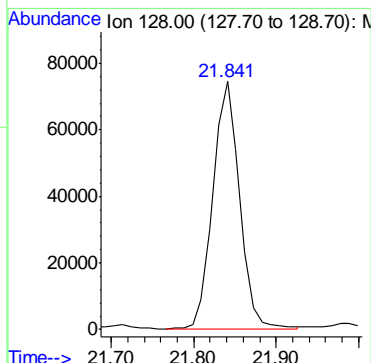
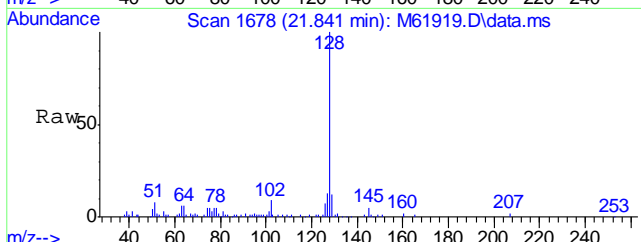
#92  
 n-Butylbenzene  
 Concen: 4.50 ppb  
 RT: 19.604 min Scan# 1466  
 Delta R.T. -0.003 min  
 Lab File: M61919.D  
 Acq: 18 Jul 2016 7:47 pm

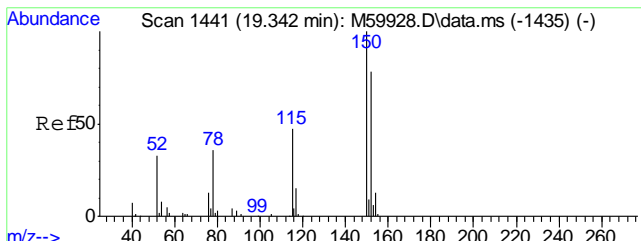
Tgt Ion	Resp	Lower	Upper
91	96220		
92	35.9	35.3	75.3
134	101.0	3.6	43.6#



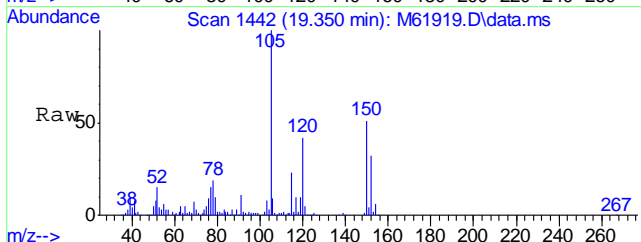
#97  
 Naphthalene  
 Concen: 9.01 ppb  
 RT: 21.841 min Scan# 1678  
 Delta R.T. -0.003 min  
 Lab File: M61919.D  
 Acq: 18 Jul 2016 7:47 pm

Tgt Ion	Resp
128	169399

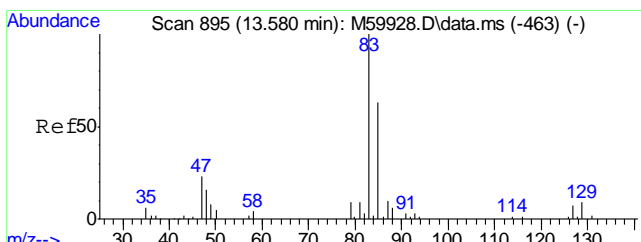
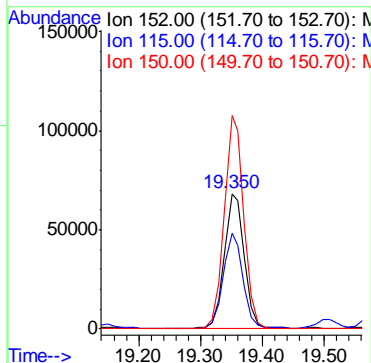
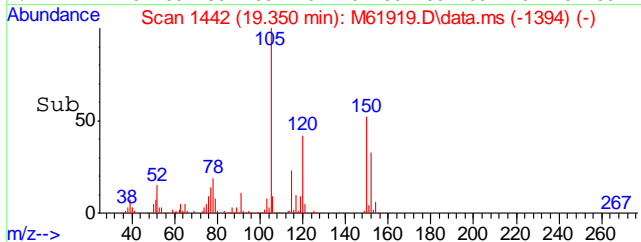




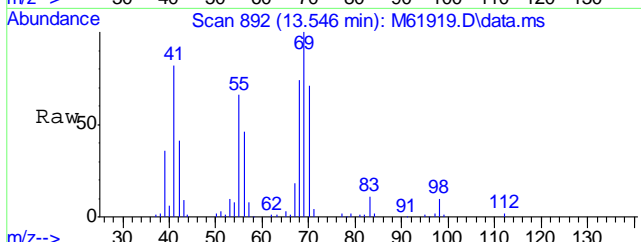
#99  
1,4-Dichlorobenzene-d4A  
Concen: 20.00 ppb  
RT: 19.350 min Scan# 1442  
Delta R.T. 0.008 min  
Lab File: M61919.D  
Acq: 18 Jul 2016 7:47 pm



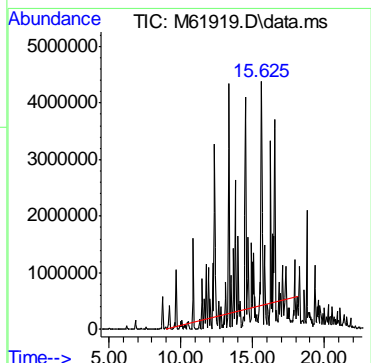
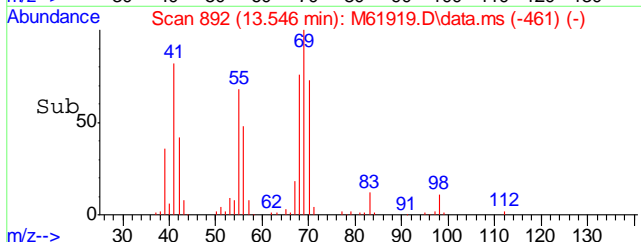
Tgt Ion:152 Resp: 156154  
Ion Ratio Lower Upper  
152 100  
115 70.5 37.3 77.3  
150 151.6 176.0 216.0#



#100  
TPH-GRO (C6-C10)  
Concen: 6187.69 ppb m  
RT: 13.550 min Scan# 892  
Delta R.T. 0.000 min  
Lab File: M61919.D  
Acq: 18 Jul 2016 7:47 pm



Tgt Ion:TIC Resp:203818653



## Quantitation Report (QT Reviewed)

Data Path : C:\MSDCHEM\1\DATA\M160713\  
 Data File : M61846.D  
 Acq On : 13 Jul 2016 7:59 pm  
 Operator : johannat  
 Sample : C46435-16  
 Misc : MS1912,VM1859,5.67,,100,5,1  
 ALS Vial : 20 Sample Multiplier: 1

Quant Time: Jul 14 09:30:20 2016  
 Quant Method : C:\MSDCHEM\1\METHODS\VM1848S.M  
 Quant Title : EPA 8260B  
 QLast Update : Fri Jun 24 10:07:55 2016  
 Response via : Initial Calibration

Internal Standards	R.T.	QIon	Response	Conc	Units	Dev(Min)
1) Pentafluorobenzene	11.340	168	193231	20.00	ppb	0.00
40) 1,4-Difluorobenzene	12.670	114	283539	20.00	ppb	0.00
55) Chlorobenzene-d5	16.374	117	270648	20.00	ppb	0.00
77) 1,4-Dichlorobenzene-d4	19.360	152	159914	20.00	ppb	0.00
99) 1,4-Dichlorobenzene-d4A	19.360	152	159914	20.00	ppb	0.02

## System Monitoring Compounds

36) Dibromofluoromethane	11.456	111	83999	17.14	ppb	0.00
Spiked Amount	20.000	Range 80 - 136	Recovery =	85.70%		
56) Toluene-d8	14.601	98	336248	19.04	ppb	0.00
Spiked Amount	20.000	Range 88 - 113	Recovery =	95.20%		
74) 4-Bromofluorobenzene	17.862	95	149161	21.48	ppb	0.00
Spiked Amount	20.000	Range 79 - 115	Recovery =	107.40%		

## Target Compounds

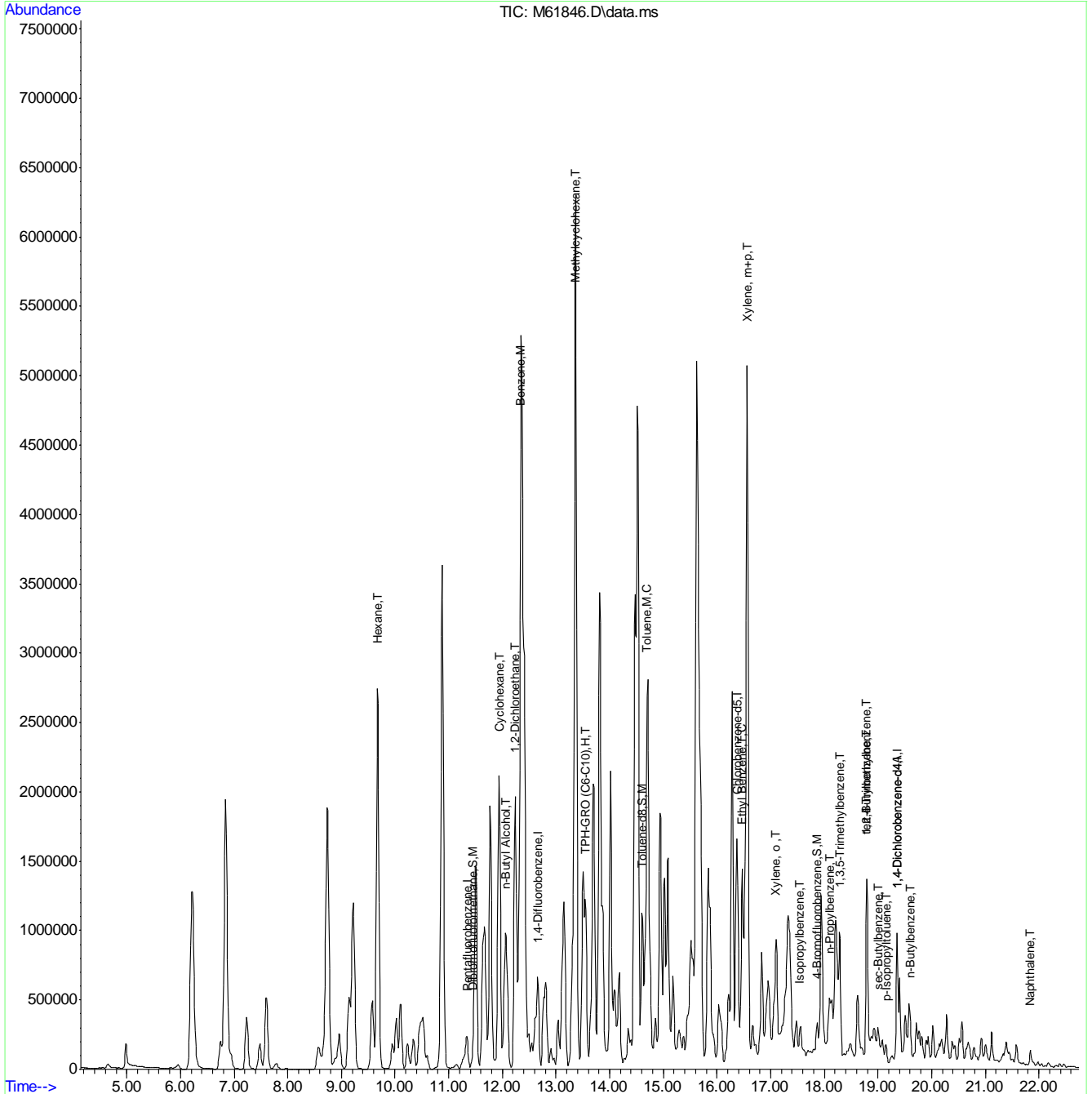
						Qvalue
24) Hexane	9.673	57	2187814	215.55	ppb	99
38) Cyclohexane	11.942	56	1609152	127.66	ppb	92
42) n-Butyl Alcohol	12.058	56	635349	4626.76	ppb	96
44) 1,2-Dichloroethane	12.237	62	7276	0.76	ppb	95
45) Benzene	12.343	78	527345	21.26	ppb	100
48) Methylcyclohexane	13.366	55	3446319	330.66	ppb	94
57) Toluene	14.696	92	548583	36.80	ppb	99
67) Ethyl Benzene	16.469	91	1231166	43.86	ppb	98
68) Xylene, m+p	16.564	106	1759764	171.69	ppb	89
69) Xylene, o	17.102	106	263584	25.49	ppb	95
73) Isopropylbenzene	17.545	105	227248	8.68	ppb	99
79) n-Propylbenzene	18.094	91	347623	9.21	ppb	97
81) 1,3,5-Trimethylbenzene	18.284	105	354545	14.17	ppb	96
84) tert-Butylbenzene	18.790	119	121087	4.97	ppb	# 79
86) 1,2,4-Trimethylbenzene	18.790	105	995631	38.34	ppb	91
87) sec-Butylbenzene	19.012	105	49407	1.51	ppb	99
88) p-Isopropyltoluene	19.149	119	59692	2.23	ppb	99
92) n-Butylbenzene	19.603	91	82038	3.01	ppb	# 34
97) Naphthalene	21.840	128	107752	5.13	ppb	100
100) TPH-GRO (C6-C10)	13.550	TIC	289141923m	7188.57	ppb	

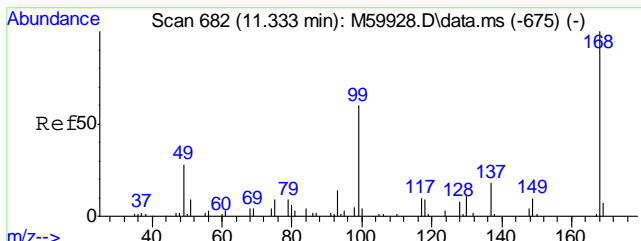
(#) = qualifier out of range (m) = manual integration (+) = signals summed

Quantitation Report (QT Reviewed)

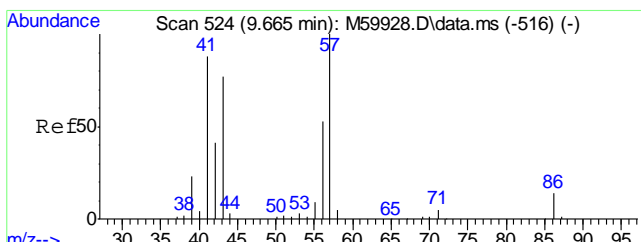
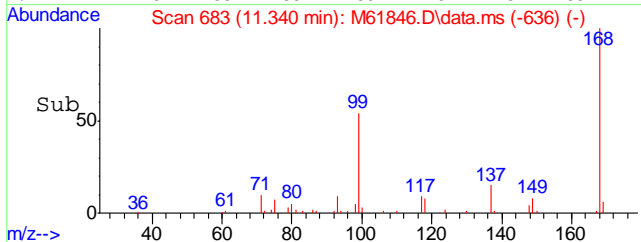
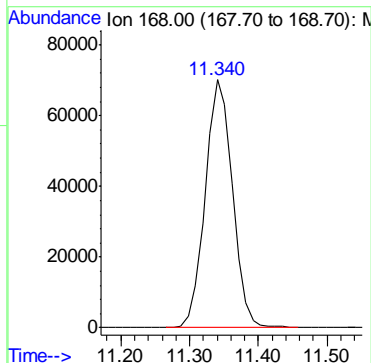
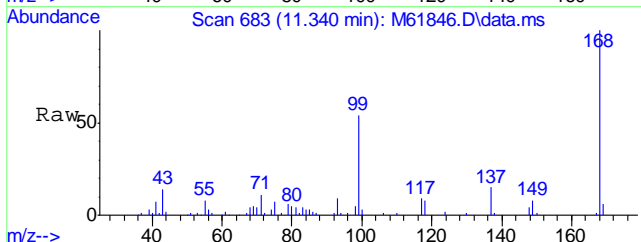
Data Path : C:\MSDCHEM\1\DATA\M160713\  
 Data File : M61846.D  
 Acq On : 13 Jul 2016 7:59 pm  
 Operator : johannat  
 Sample : C46435-16  
 Misc : MS1912,VM1859,5.67,,100,5,1  
 ALS Vial : 20 Sample Multiplier: 1

Quant Time: Jul 14 09:30:20 2016  
 Quant Method : C:\MSDCHEM\1\METHODS\VM1848S.M  
 Quant Title : EPA 8260B  
 QLast Update : Fri Jun 24 10:07:55 2016  
 Response via : Initial Calibration

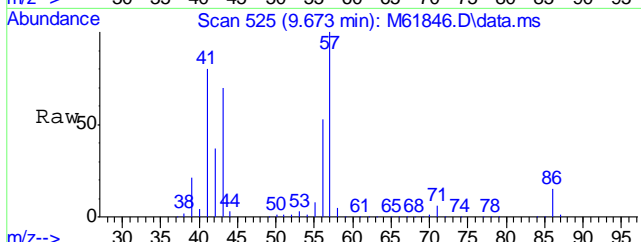




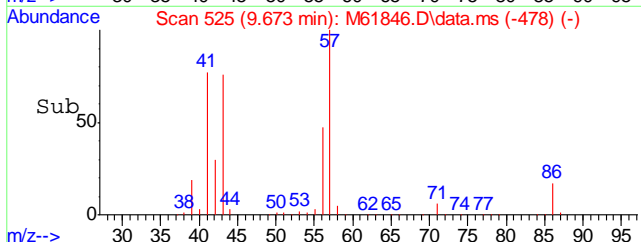
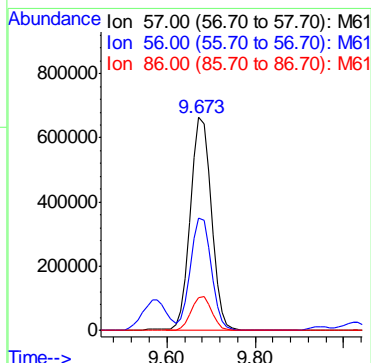
#1  
 Pentafluorobenzene  
 Concen: 20.00 ppb  
 RT: 11.340 min Scan# 683  
 Delta R.T. -0.003 min  
 Lab File: M61846.D  
 Acq: 13 Jul 2016 7:59 pm  
 Tgt Ion:168 Resp: 193231



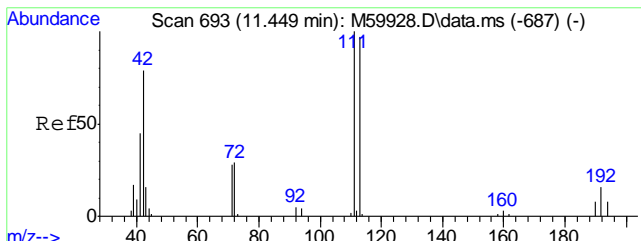
#24  
 Hexane  
 Concen: 215.55 ppb  
 RT: 9.673 min Scan# 525  
 Delta R.T. -0.003 min  
 Lab File: M61846.D  
 Acq: 13 Jul 2016 7:59 pm  
 Tgt Ion: 57 Resp: 2187814



Ion	Ratio	Lower	Upper
57	100		
56	52.6	32.9	72.9
86	15.6	0.0	34.1

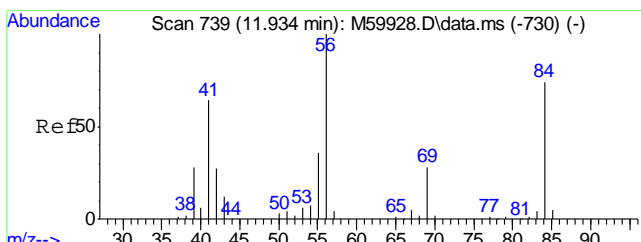
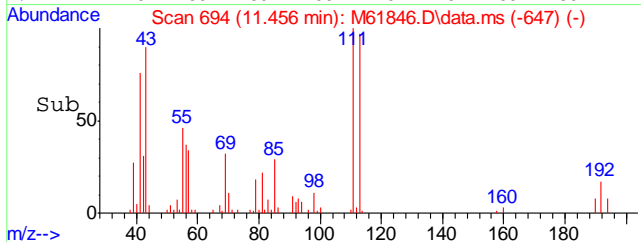
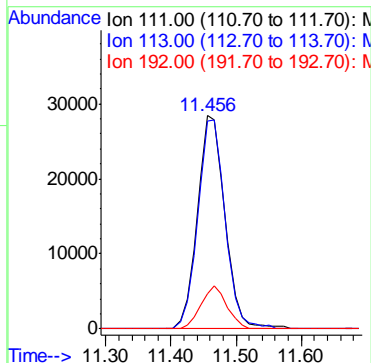
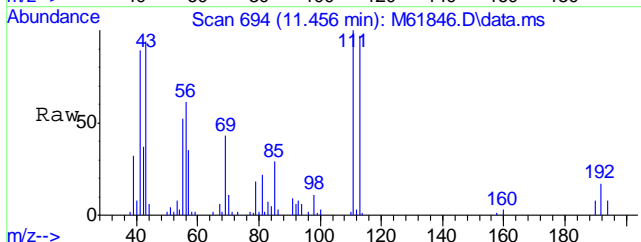






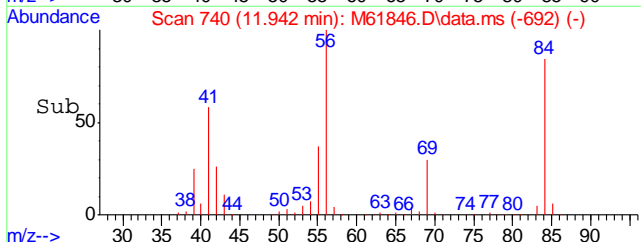
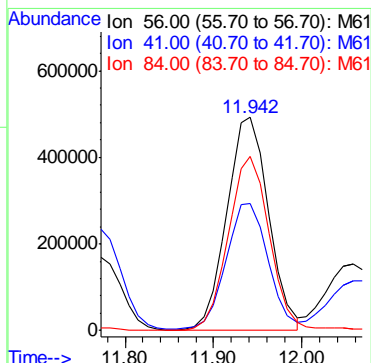
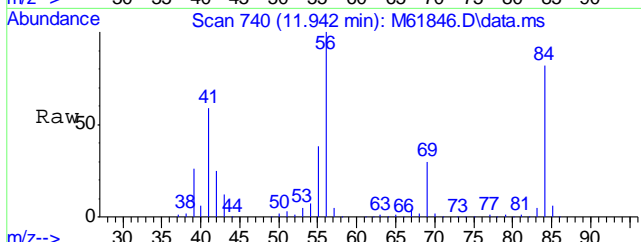
#36  
 Dibromofluoromethane  
 Concen: 17.14 ppb  
 RT: 11.456 min Scan# 694  
 Delta R.T. -0.003 min  
 Lab File: M61846.D  
 Acq: 13 Jul 2016 7:59 pm

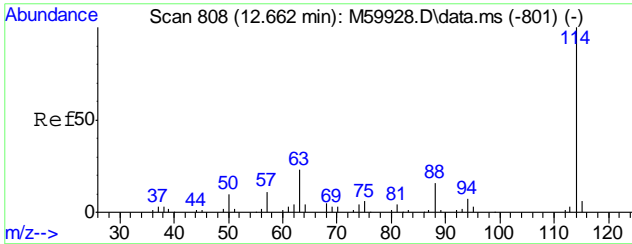
Tgt Ion	Resp	Lower	Upper
111	83999		
113	97.2	77.7	117.7
192	18.8	0.0	36.3



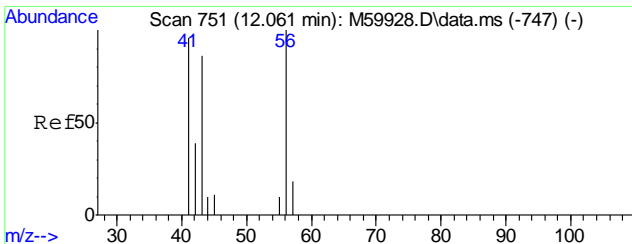
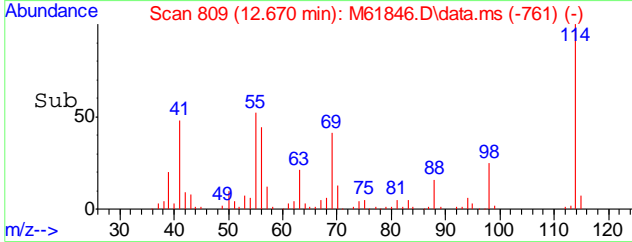
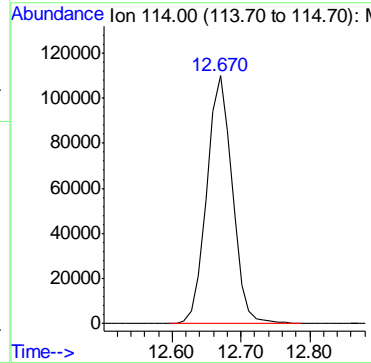
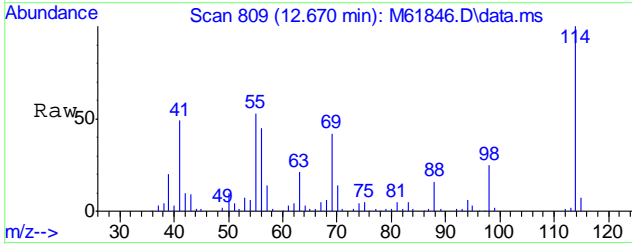
#38  
 Cyclohexane  
 Concen: 127.66 ppb  
 RT: 11.942 min Scan# 740  
 Delta R.T. 0.007 min  
 Lab File: M61846.D  
 Acq: 13 Jul 2016 7:59 pm

Tgt Ion	Resp	Lower	Upper
56	1609152		
41	58.6	46.3	86.3
84	80.8	56.0	96.0



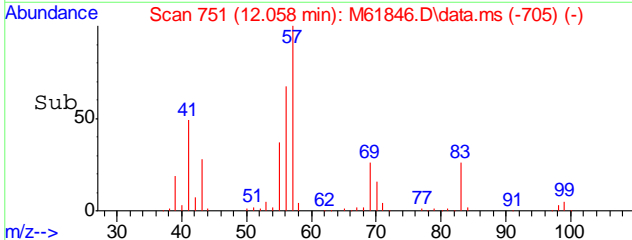
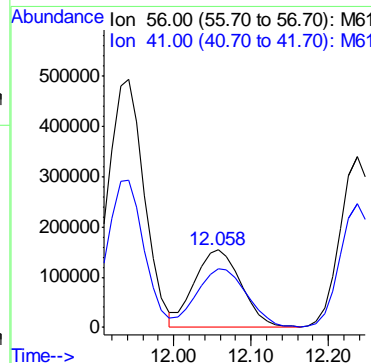
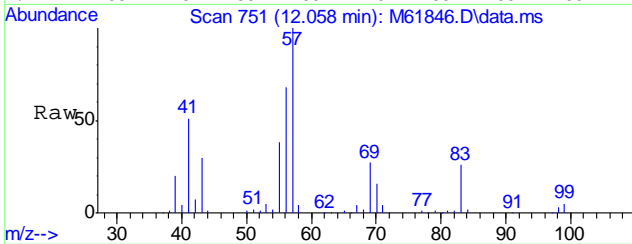


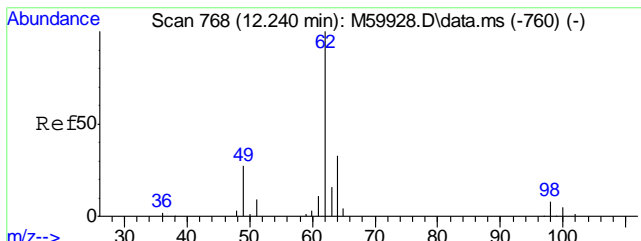
#40  
 1,4-Difluorobenzene  
 Concen: 20.00 ppb  
 RT: 12.670 min Scan# 809  
 Delta R.T. 0.007 min  
 Lab File: M61846.D  
 Acq: 13 Jul 2016 7:59 pm  
 Tgt Ion:114 Resp: 283539



#42  
 n-Butyl Alcohol  
 Concen: 4626.76 ppb  
 RT: 12.058 min Scan# 751  
 Delta R.T. -0.014 min  
 Lab File: M61846.D  
 Acq: 13 Jul 2016 7:59 pm  
 Tgt Ion: 56 Resp: 635349  

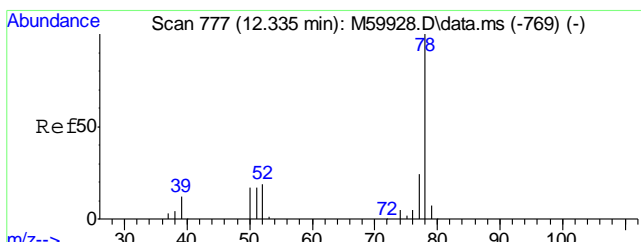
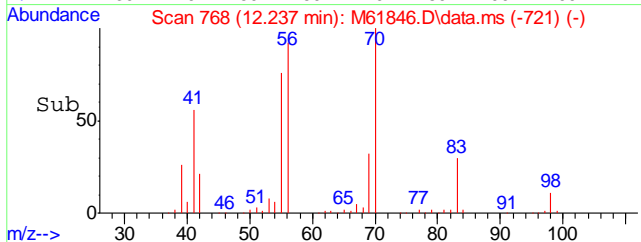
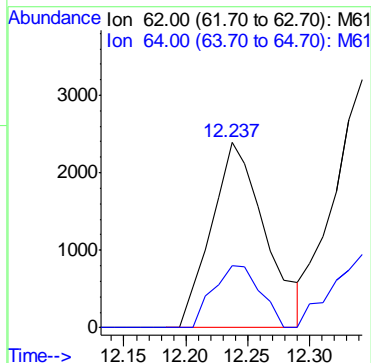
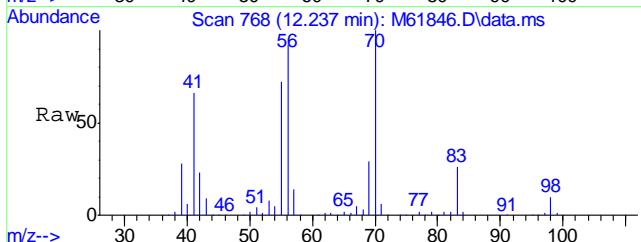
Ion	Ratio	Lower	Upper
56	100		
41	80.2	63.5	103.5





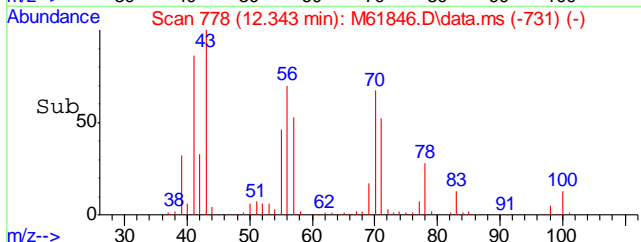
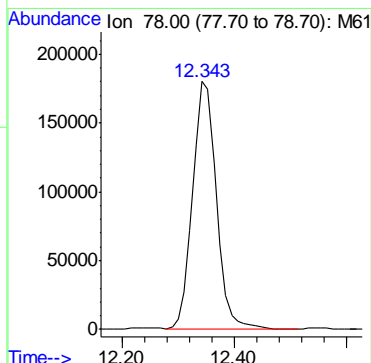
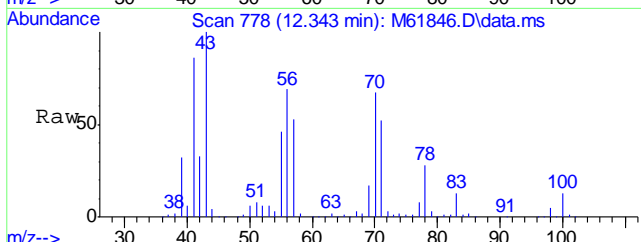
#44  
 1,2-Dichloroethane  
 Concen: 0.76 ppb  
 RT: 12.237 min Scan# 768  
 Delta R.T. -0.003 min  
 Lab File: M61846.D  
 Acq: 13 Jul 2016 7:59 pm

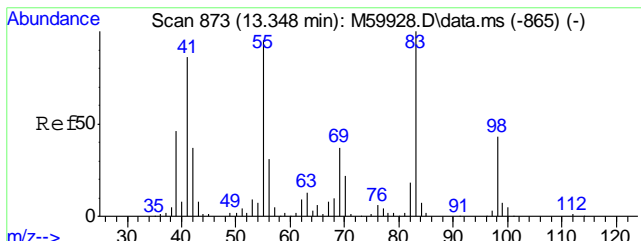
Tgt Ion: 62 Resp: 7276  
 Ion Ratio Lower Upper  
 62 100  
 64 29.5 12.5 52.5



#45  
 Benzene  
 Concen: 21.26 ppb  
 RT: 12.343 min Scan# 778  
 Delta R.T. -0.003 min  
 Lab File: M61846.D  
 Acq: 13 Jul 2016 7:59 pm

Tgt Ion: 78 Resp: 527345

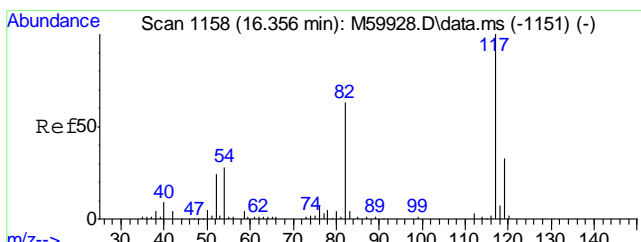
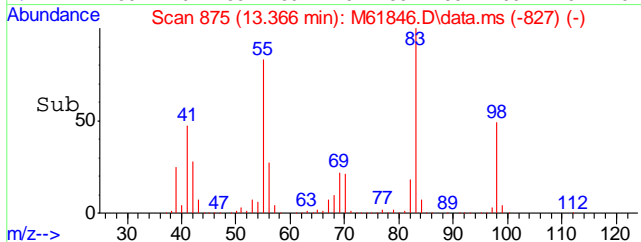
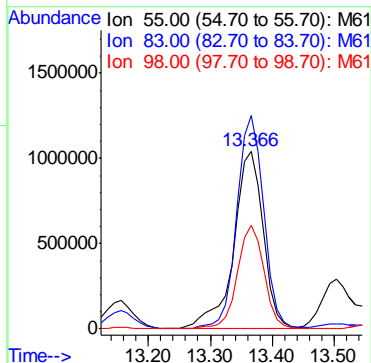
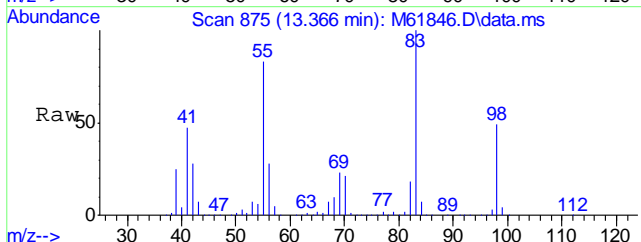




#48  
Methylcyclohexane  
Concen: 330.66 ppb  
RT: 13.366 min Scan# 875  
Delta R.T. 0.007 min  
Lab File: M61846.D  
Acq: 13 Jul 2016 7:59 pm

Tgt Ion: 55 Resp: 3446319

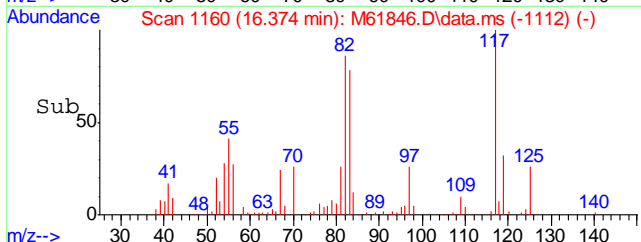
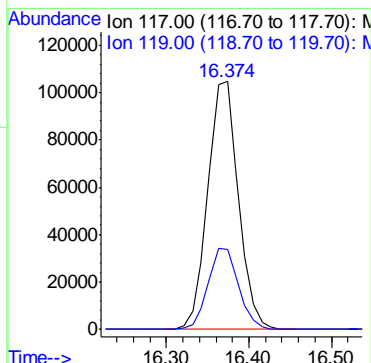
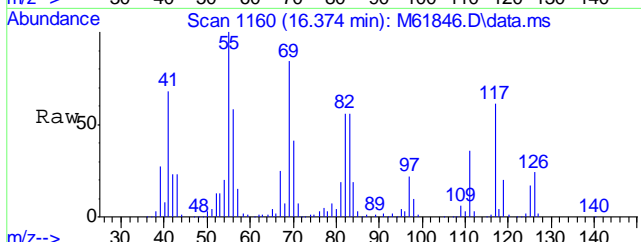
Ion	Ratio	Lower	Upper
55	100		
83	109.8	84.5	124.5
98	52.9	27.0	67.0

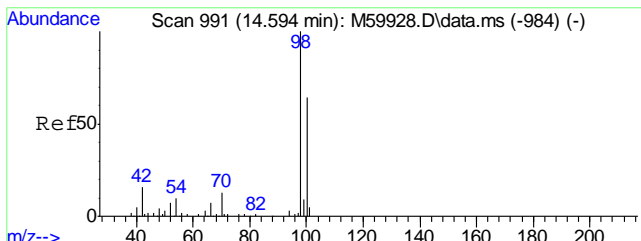


#55  
Chlorobenzene-d5  
Concen: 20.00 ppb  
RT: 16.374 min Scan# 1160  
Delta R.T. 0.007 min  
Lab File: M61846.D  
Acq: 13 Jul 2016 7:59 pm

Tgt Ion: 117 Resp: 270648

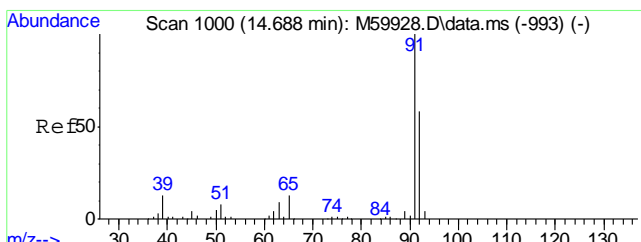
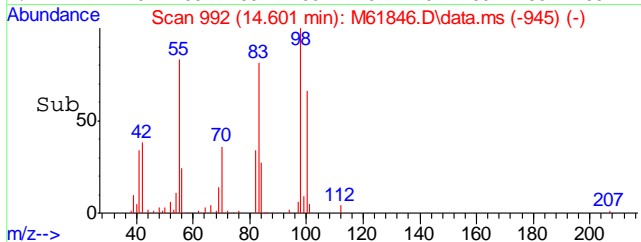
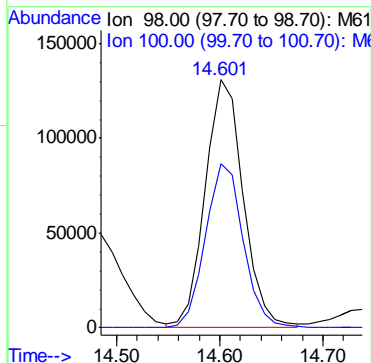
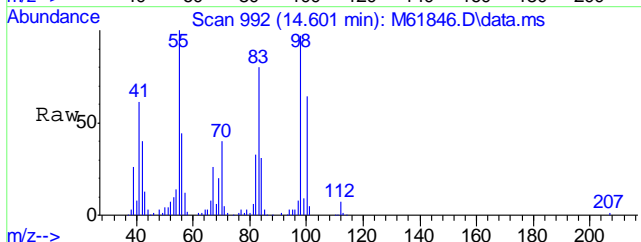
Ion	Ratio	Lower	Upper
117	100		
119	32.6	11.2	51.2





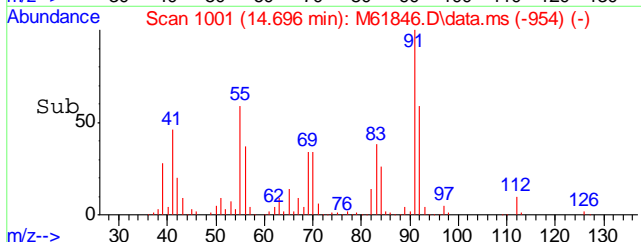
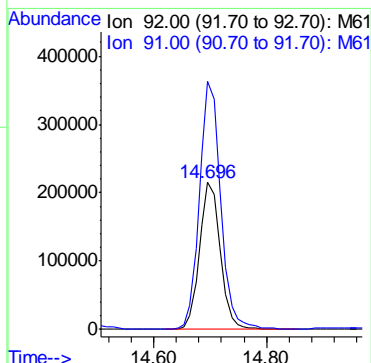
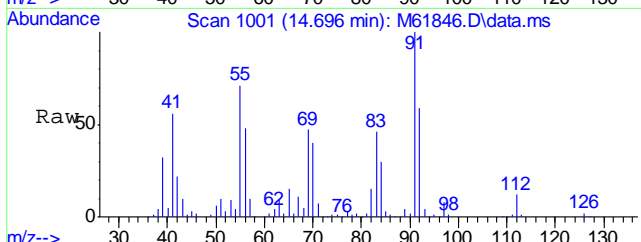
#56  
Toluene-d8  
Concen: 19.04 ppb  
RT: 14.601 min Scan# 992  
Delta R.T. -0.003 min  
Lab File: M61846.D  
Acq: 13 Jul 2016 7:59 pm

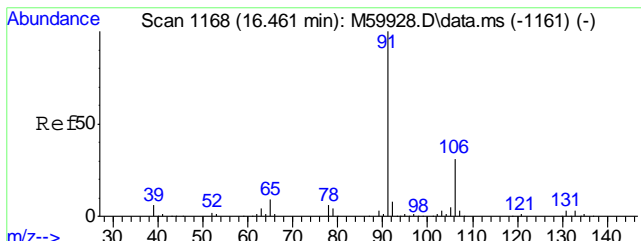
Tgt Ion:	98	Resp:	336248
Ion Ratio	Lower	Upper	
98	100		
100	65.3	44.3	84.3



#57  
Toluene  
Concen: 36.80 ppb  
RT: 14.696 min Scan# 1001  
Delta R.T. -0.003 min  
Lab File: M61846.D  
Acq: 13 Jul 2016 7:59 pm

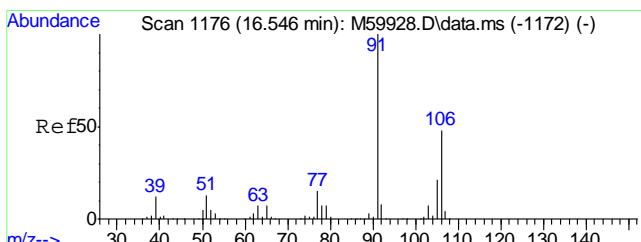
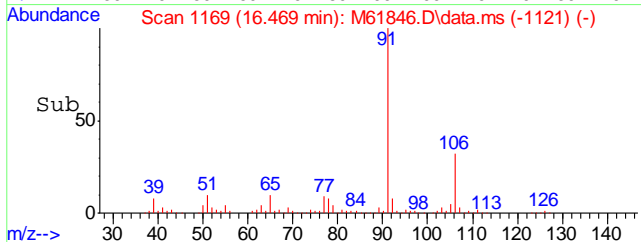
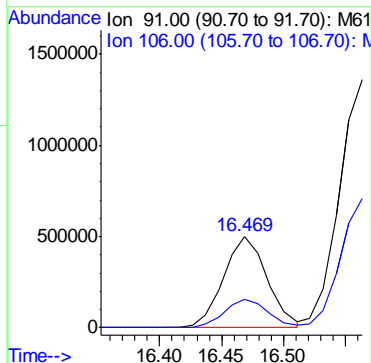
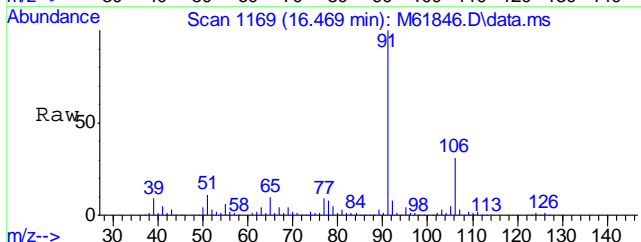
Tgt Ion:	92	Resp:	548583
Ion Ratio	Lower	Upper	
92	100		
91	172.3	150.5	190.5





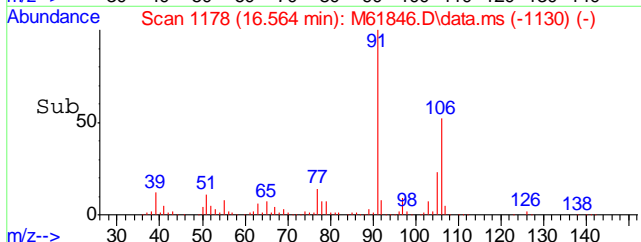
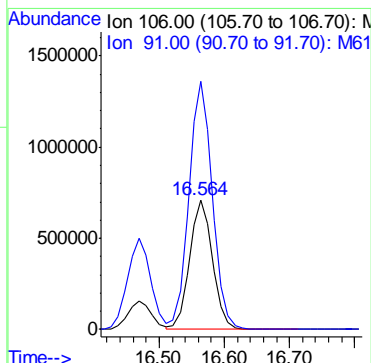
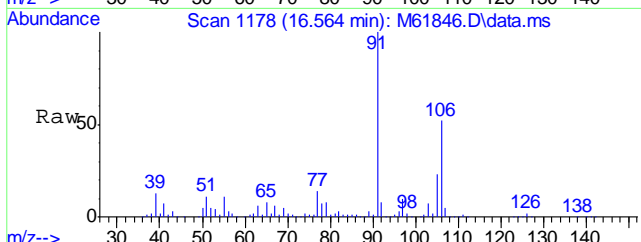
#67  
Ethyl Benzene  
Concen: 43.86 ppb  
RT: 16.469 min Scan# 1169  
Delta R.T. 0.007 min  
Lab File: M61846.D  
Acq: 13 Jul 2016 7:59 pm

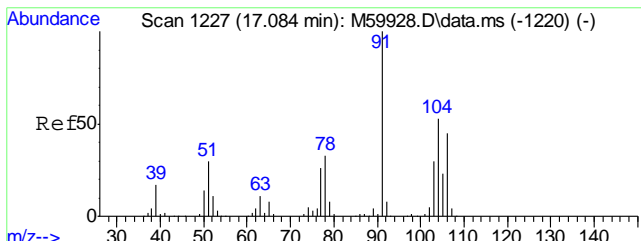
Tgt Ion	Resp	Lower	Upper
91	1231166	100	
106	31.3	10.2	50.2



#68  
Xylene, m+p  
Concen: 171.69 ppb  
RT: 16.564 min Scan# 1178  
Delta R.T. 0.007 min  
Lab File: M61846.D  
Acq: 13 Jul 2016 7:59 pm

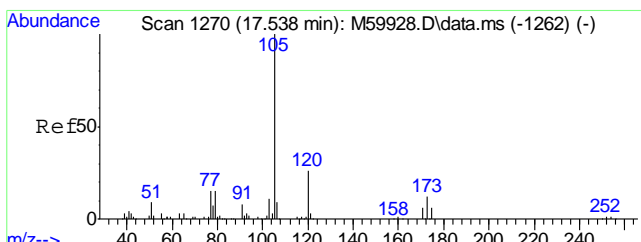
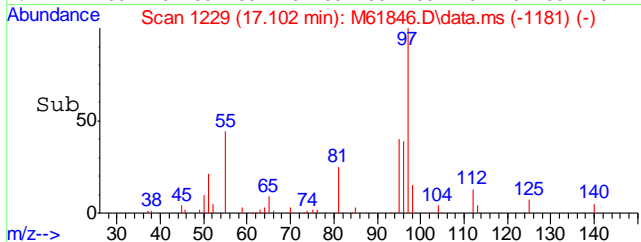
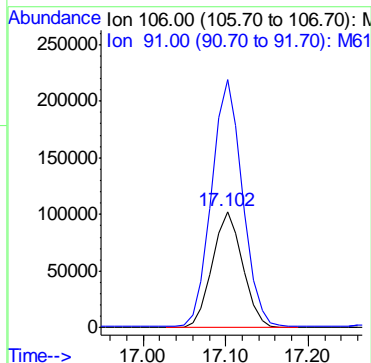
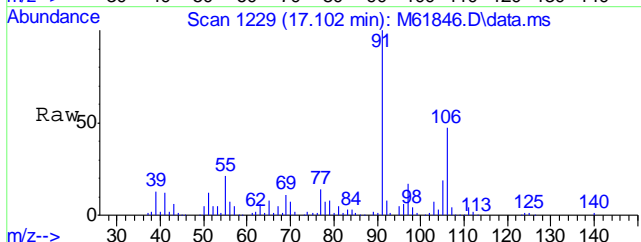
Tgt Ion	Resp	Lower	Upper
106	1759764	100	
91	194.7	191.5	231.5





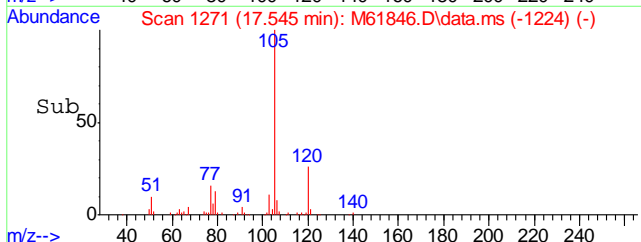
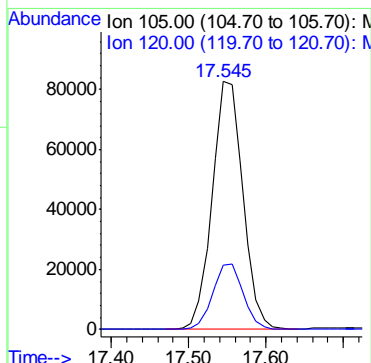
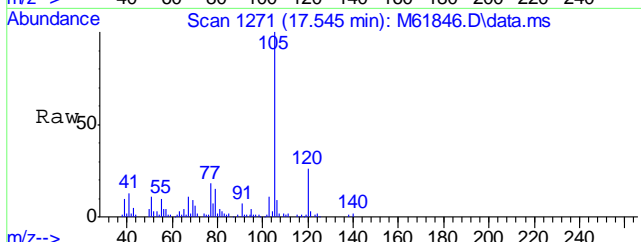
#69  
Xylene, o  
Concen: 25.49 ppb  
RT: 17.102 min Scan# 1229  
Delta R.T. 0.007 min  
Lab File: M61846.D  
Acq: 13 Jul 2016 7:59 pm

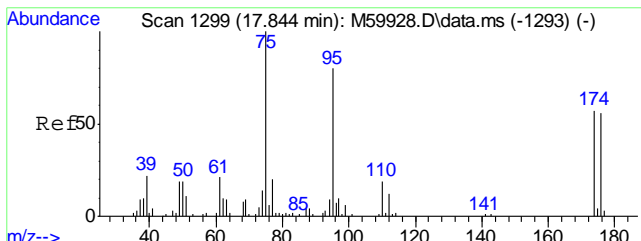
Tgt Ion	Resp	Lower	Upper
106	100		
91	215.8	203.2	243.2



#73  
Isopropylbenzene  
Concen: 8.68 ppb  
RT: 17.545 min Scan# 1271  
Delta R.T. -0.003 min  
Lab File: M61846.D  
Acq: 13 Jul 2016 7:59 pm

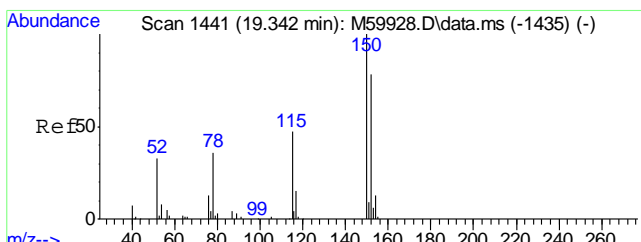
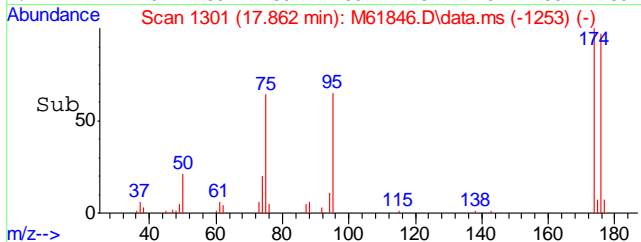
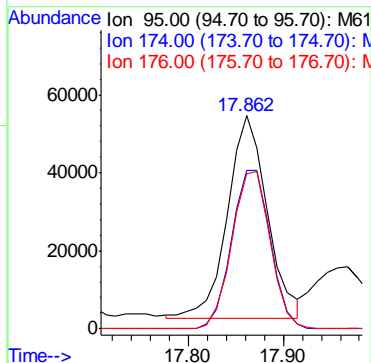
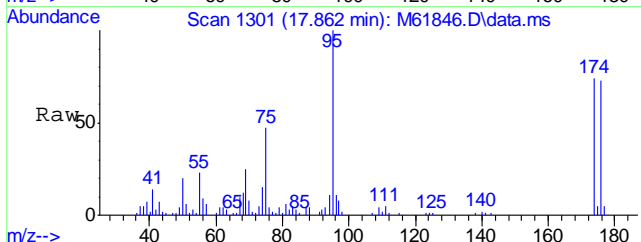
Tgt Ion	Resp	Lower	Upper
105	100		
120	26.3	5.7	45.7





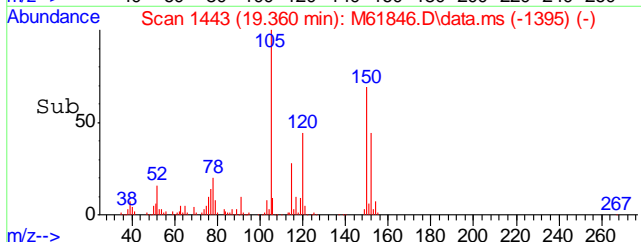
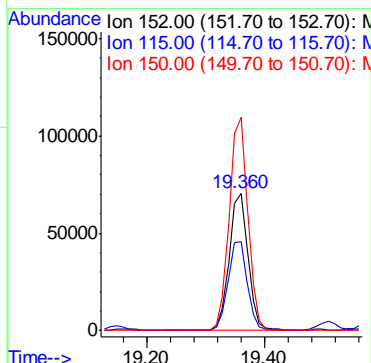
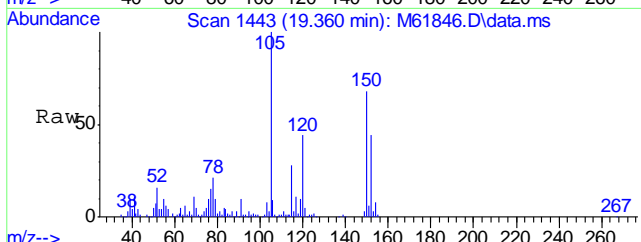
#74  
 4-Bromofluorobenzene  
 Concen: 21.48 ppb  
 RT: 17.862 min Scan# 1301  
 Delta R.T. 0.007 min  
 Lab File: M61846.D  
 Acq: 13 Jul 2016 7:59 pm

Tgt Ion	Resp	Lower	Upper
95	149161	100	
174	76.7	54.3	94.3
176	75.3	51.5	91.5

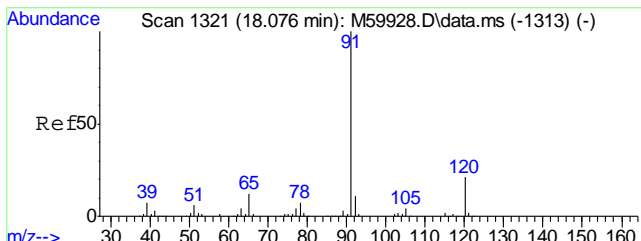


#77  
 1,4-Dichlorobenzene-d4  
 Concen: 20.00 ppb  
 RT: 19.360 min Scan# 1443  
 Delta R.T. 0.007 min  
 Lab File: M61846.D  
 Acq: 13 Jul 2016 7:59 pm

Tgt Ion	Resp	Lower	Upper
152	159914	100	
115	66.6	40.9	80.9
150	151.5	178.6	218.6#

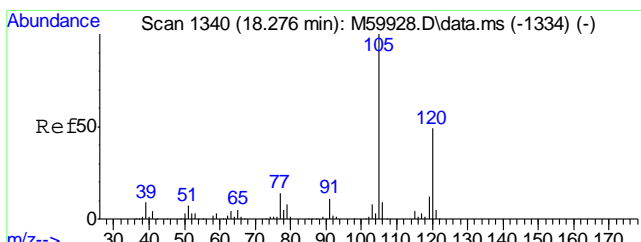
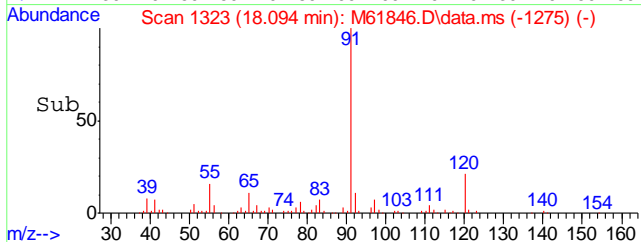
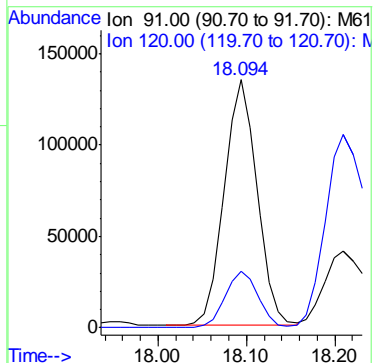
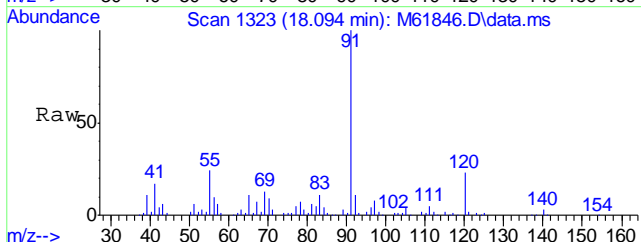






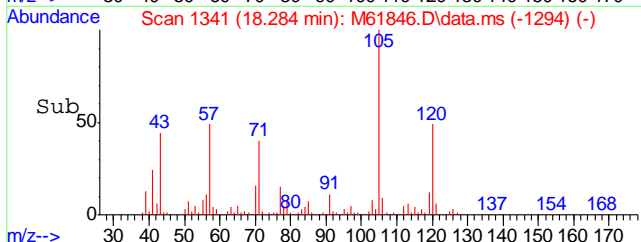
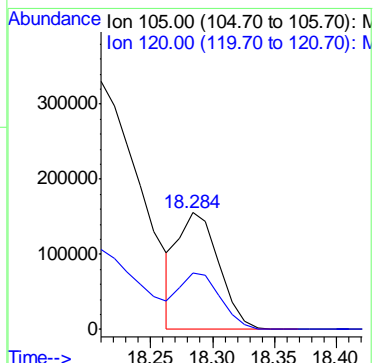
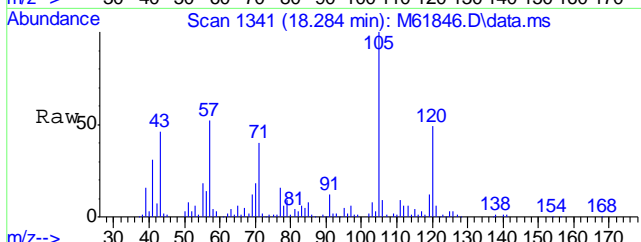
#79  
 n-Propylbenzene  
 Concen: 9.21 ppb  
 RT: 18.094 min Scan# 1323  
 Delta R.T. 0.007 min  
 Lab File: M61846.D  
 Acq: 13 Jul 2016 7:59 pm

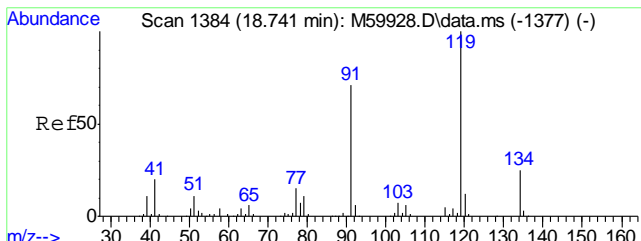
Tgt Ion	Resp	Lower	Upper
91	347623	100	
120	22.9	1.3	41.3



#81  
 1,3,5-Trimethylbenzene  
 Concen: 14.17 ppb  
 RT: 18.284 min Scan# 1341  
 Delta R.T. -0.003 min  
 Lab File: M61846.D  
 Acq: 13 Jul 2016 7:59 pm

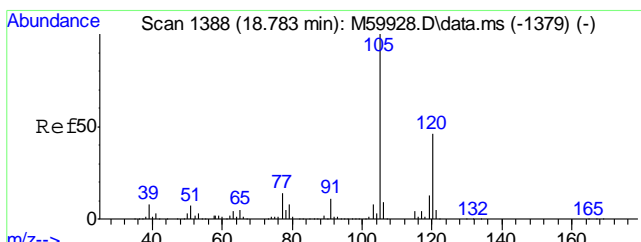
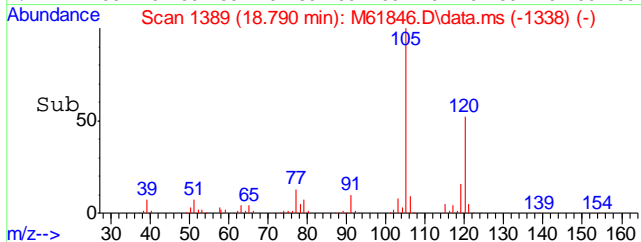
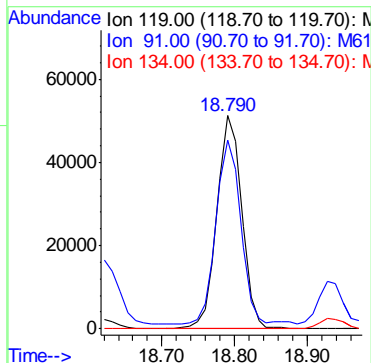
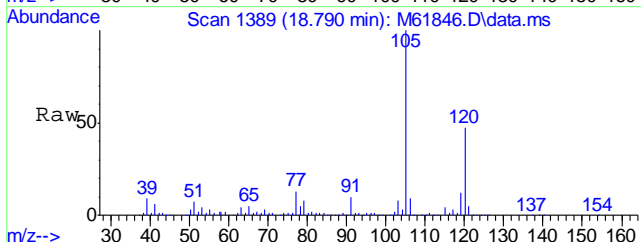
Tgt Ion	Resp	Lower	Upper
105	354545	100	
120	49.5	26.6	66.6





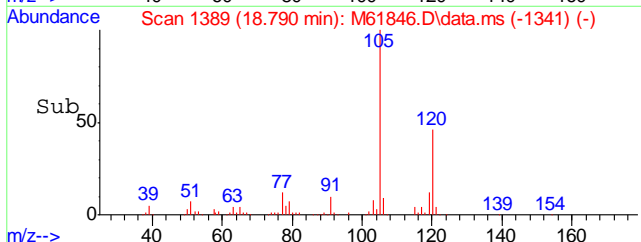
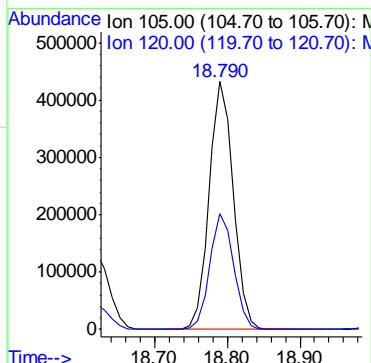
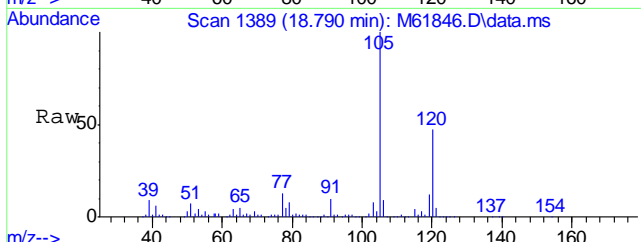
#84  
tert-Butylbenzene  
Concen: 4.97 ppb  
RT: 18.790 min Scan# 1389  
Delta R.T. 0.039 min  
Lab File: M61846.D  
Acq: 13 Jul 2016 7:59 pm

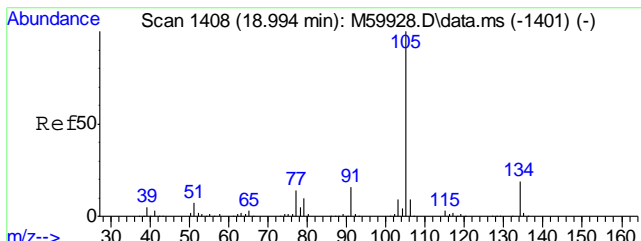
Tgt Ion	Resp	Lower	Upper
119	121087		
119	100		
91	86.6	54.6	94.6
134	0.0	0.4	40.4#



#86  
1,2,4-Trimethylbenzene  
Concen: 38.34 ppb  
RT: 18.790 min Scan# 1389  
Delta R.T. 0.007 min  
Lab File: M61846.D  
Acq: 13 Jul 2016 7:59 pm

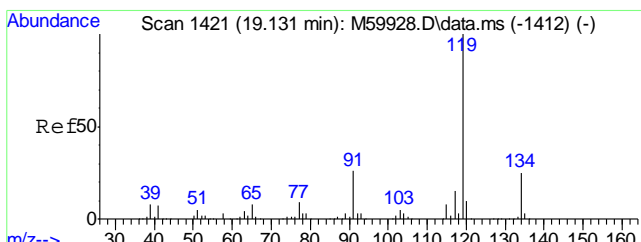
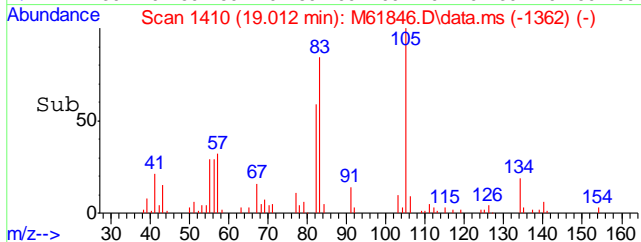
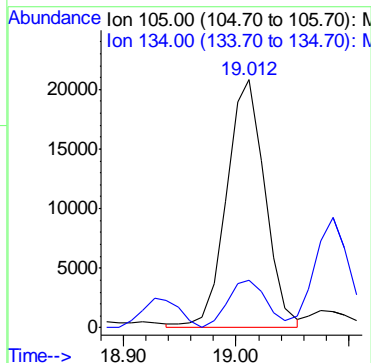
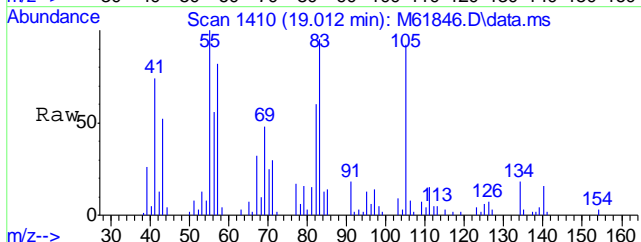
Tgt Ion	Resp	Lower	Upper
105	995631		
105	100		
120	46.3	32.4	72.4





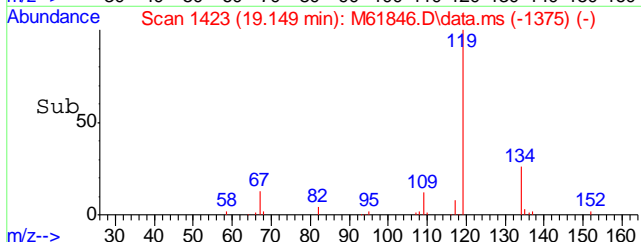
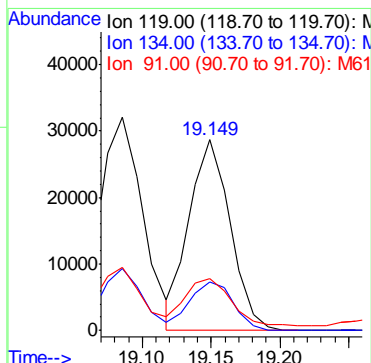
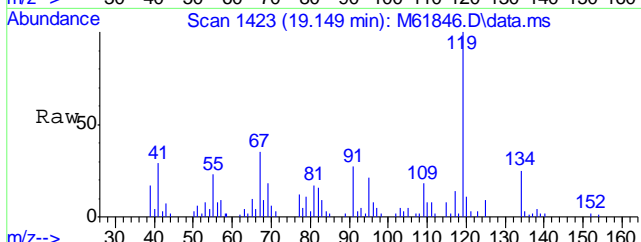
#87  
 sec-Butylbenzene  
 Concen: 1.51 ppb  
 RT: 19.012 min Scan# 1410  
 Delta R.T. 0.007 min  
 Lab File: M61846.D  
 Acq: 13 Jul 2016 7:59 pm

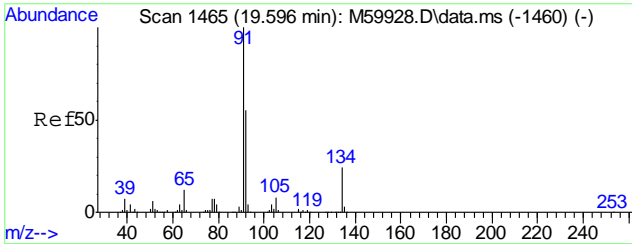
Tgt Ion	Resp	Lower	Upper
105	49407	100	
134	19.3	0.0	38.7



#88  
 p-Isopropyltoluene  
 Concen: 2.23 ppb  
 RT: 19.149 min Scan# 1423  
 Delta R.T. 0.007 min  
 Lab File: M61846.D  
 Acq: 13 Jul 2016 7:59 pm

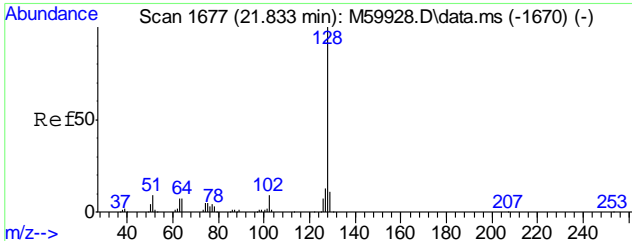
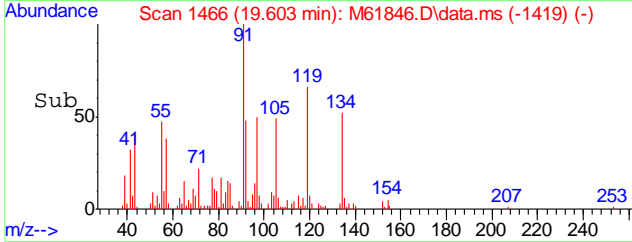
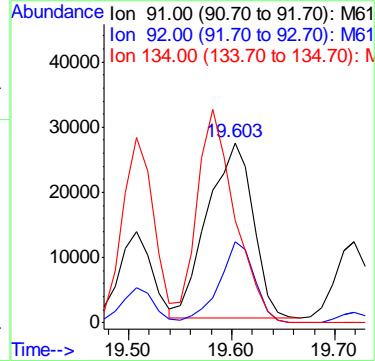
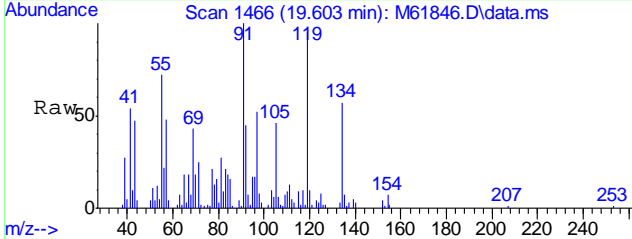
Tgt Ion	Resp	Lower	Upper
119	59692	100	
134	26.8	6.0	46.0
91	26.5	6.0	46.0





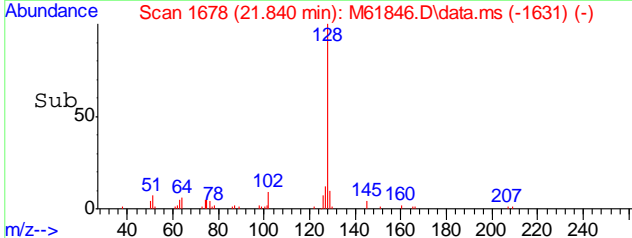
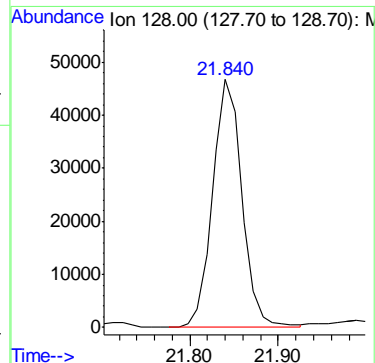
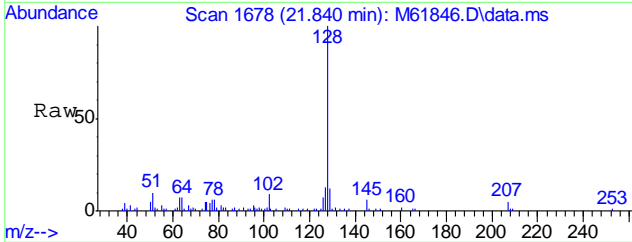
#92  
 n-Butylbenzene  
 Concen: 3.01 ppb  
 RT: 19.603 min Scan# 1466  
 Delta R.T. -0.003 min  
 Lab File: M61846.D  
 Acq: 13 Jul 2016 7:59 pm

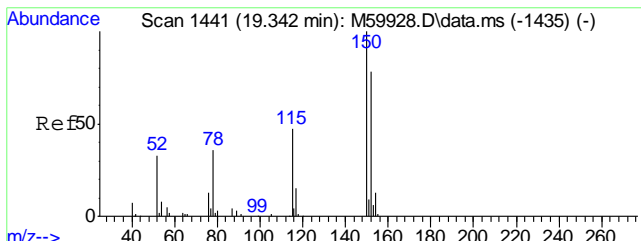
Tgt Ion	Resp	Lower	Upper
91	82038		
92	36.2	35.3	75.3
134	102.0	3.6	43.6#



#97  
 Naphthalene  
 Concen: 5.13 ppb  
 RT: 21.840 min Scan# 1678  
 Delta R.T. -0.003 min  
 Lab File: M61846.D  
 Acq: 13 Jul 2016 7:59 pm

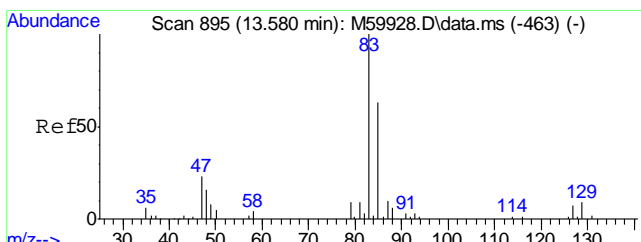
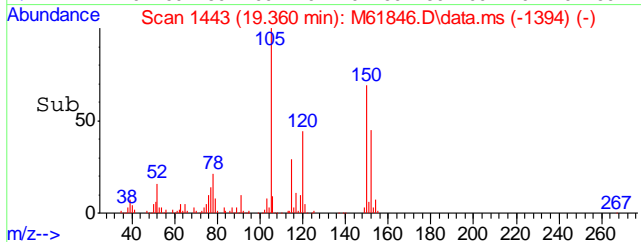
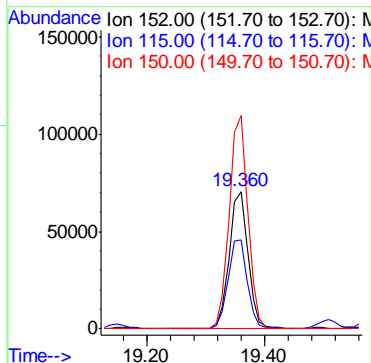
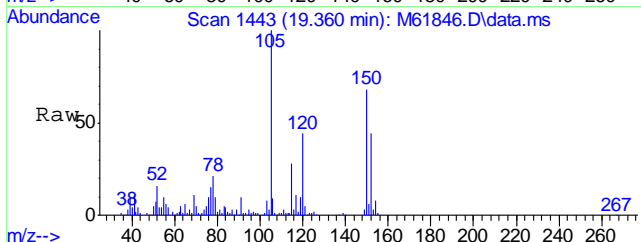
Tgt Ion	Resp
128	107752





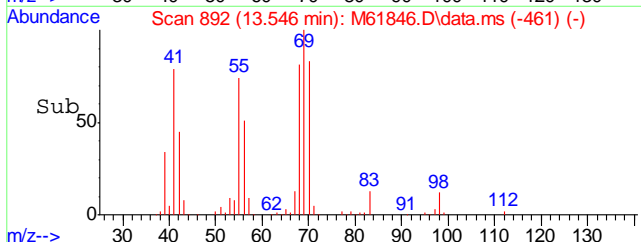
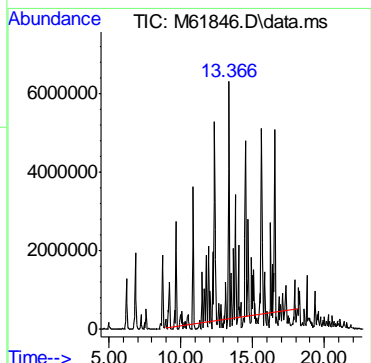
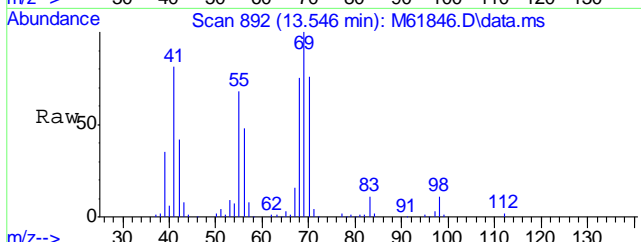
#99  
1,4-Dichlorobenzene-d4A  
Concen: 20.00 ppb  
RT: 19.360 min Scan# 1443  
Delta R.T. 0.018 min  
Lab File: M61846.D  
Acq: 13 Jul 2016 7:59 pm

Tgt Ion	Resp	Lower	Upper
152	159914		
152	100		
115	66.6	37.3	77.3
150	151.5	176.0	216.0#



#100  
TPH-GRO (C6-C10)  
Concen: 7188.57 ppb m  
RT: 13.550 min Scan# 892  
Delta R.T. 0.000 min  
Lab File: M61846.D  
Acq: 13 Jul 2016 7:59 pm

Tgt Ion:TIC Resp:289141923



Quantitation Report (QT Reviewed)

Data Path : C:\MSDCHEM\1\DATA\M160713\
Data File : M61845.D
Acq On : 13 Jul 2016 7:29 pm
Operator : johannat
Sample : C46435-17
Misc : MS1912,VM1859,5.20,,100,5,1
ALS Vial : 19 Sample Multiplier: 1

Quant Time: Jul 14 09:28:15 2016
Quant Method : C:\MSDCHEM\1\METHODS\VM1848S.M
Quant Title : EPA 8260B
QLast Update : Fri Jun 24 10:07:55 2016
Response via : Initial Calibration

Table with 7 columns: Internal Standards, R.T., QIon, Response, Conc, Units, Dev(Min). Rows include Pentafuorobenzene, 1,4-Difluorobenzene, Chlorobenzene-d5, 1,4-Dichlorobenzene-d4, 1,4-Dichlorobenzene-d4A.

System Monitoring Compounds table with 7 columns. Rows include Dibromofluoromethane, Toluene-d8, 4-Bromofluorobenzene with spiked amounts and recovery percentages.

Target Compounds table with 7 columns. Rows include Hexane, Cyclohexane, n-Butyl Alcohol, Benzene, Methylcyclohexane, Toluene, Ethyl Benzene, Xylene, m+p, TPH-GRO (C6-C10).

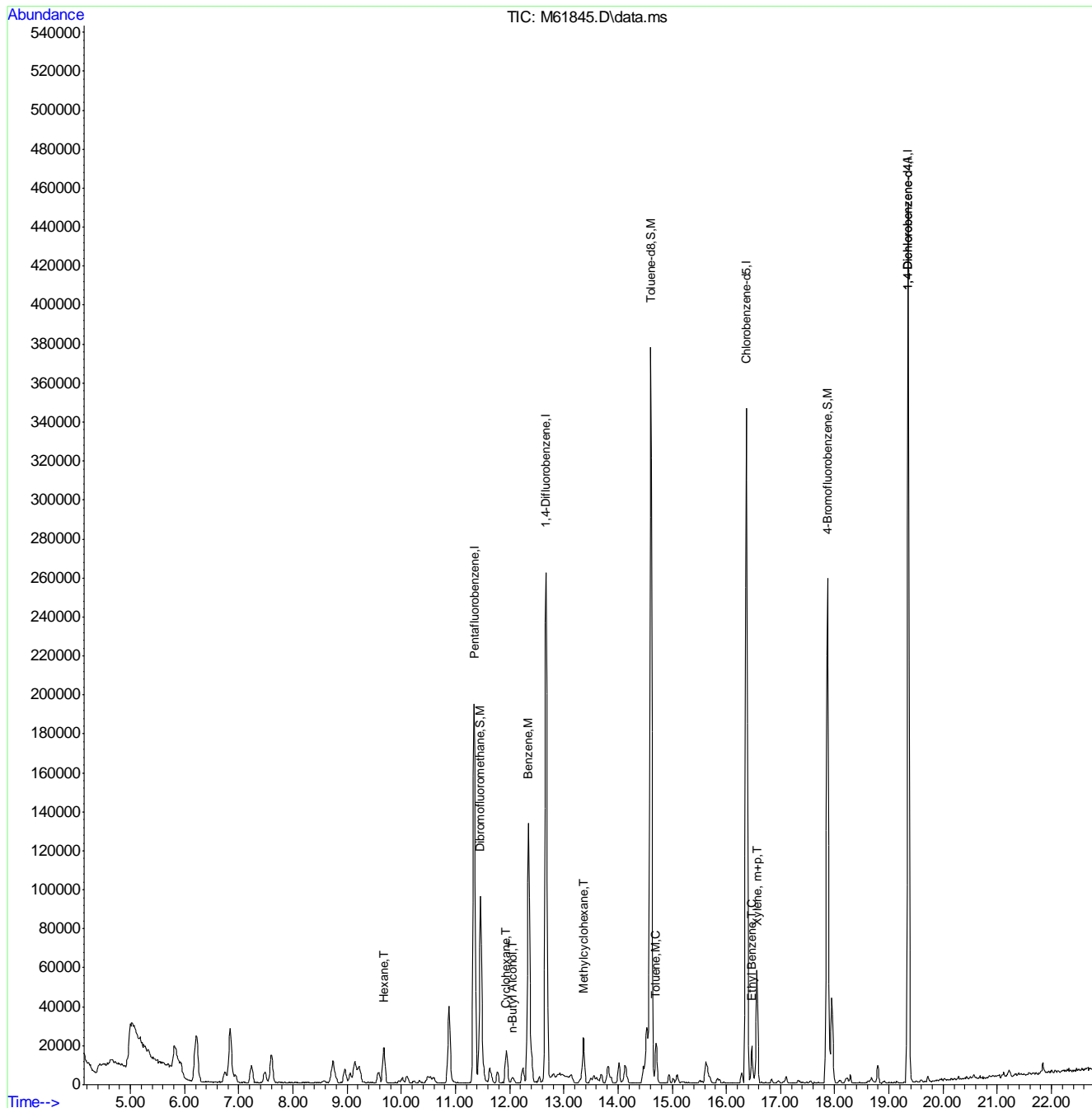
(#) = qualifier out of range (m) = manual integration (+) = signals summed

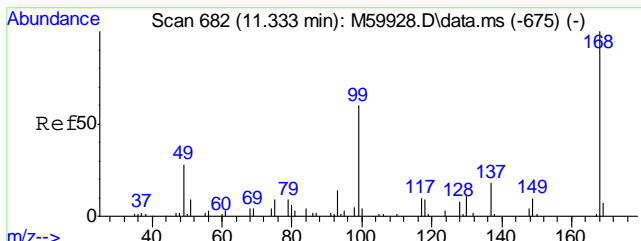
6.1.15 6

Quantitation Report (QT Reviewed)

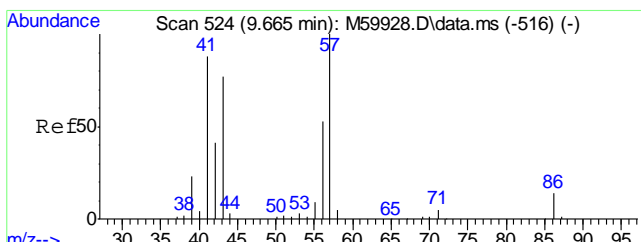
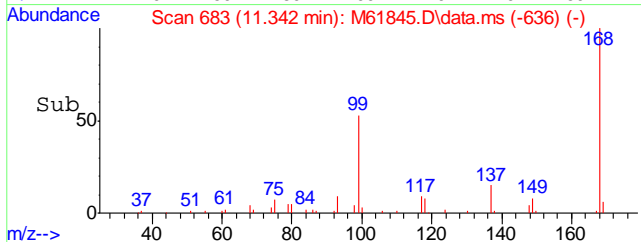
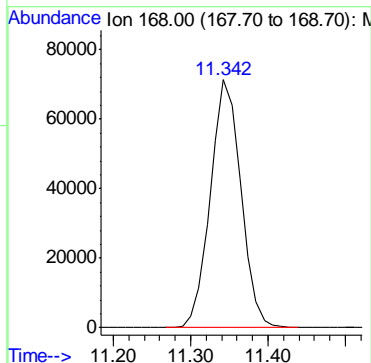
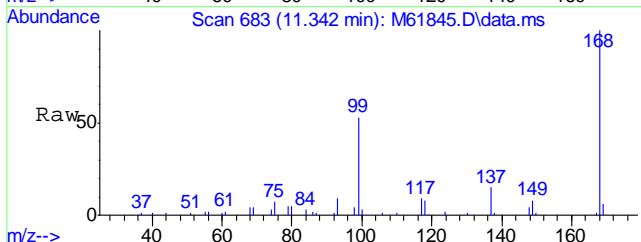
Data Path : C:\MSDCHEM\1\DATA\M160713\  
 Data File : M61845.D  
 Acq On : 13 Jul 2016 7:29 pm  
 Operator : johannat  
 Sample : C46435-17  
 Misc : MS1912,VM1859,5.20,,100,5,1  
 ALS Vial : 19 Sample Multiplier: 1

Quant Time: Jul 14 09:28:15 2016  
 Quant Method : C:\MSDCHEM\1\METHODS\VM1848S.M  
 Quant Title : EPA 8260B  
 QLast Update : Fri Jun 24 10:07:55 2016  
 Response via : Initial Calibration



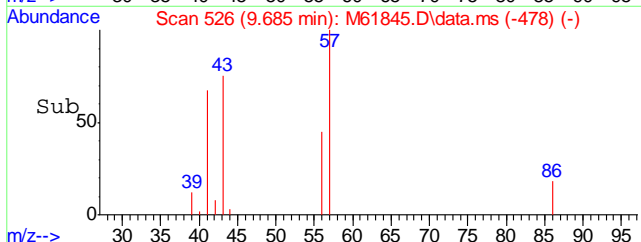
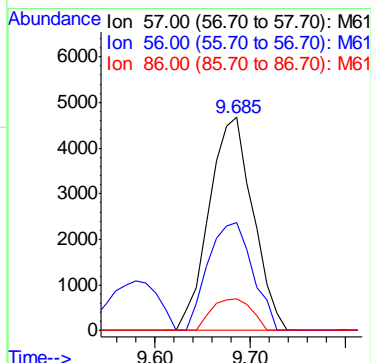
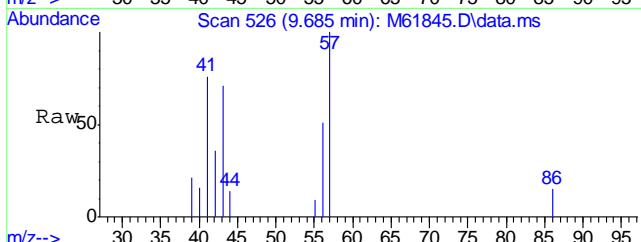


#1  
 Pentafluorobenzene  
 Concen: 20.00 ppb  
 RT: 11.342 min Scan# 683  
 Delta R.T. -0.001 min  
 Lab File: M61845.D  
 Acq: 13 Jul 2016 7:29 pm  
 Tgt Ion:168 Resp: 195190

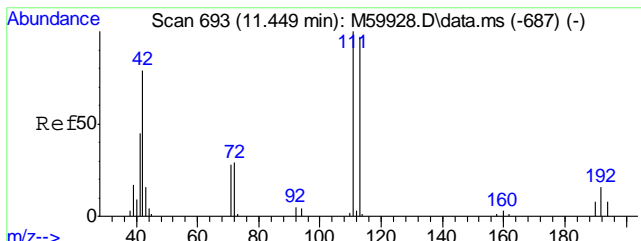


#24  
 Hexane  
 Concen: 1.45 ppb  
 RT: 9.685 min Scan# 526  
 Delta R.T. 0.010 min  
 Lab File: M61845.D  
 Acq: 13 Jul 2016 7:29 pm  
 Tgt Ion: 57 Resp: 14874

Ion	Ratio	Lower	Upper
57	100		
56	51.6	32.9	72.9
86	13.6	0.0	34.1

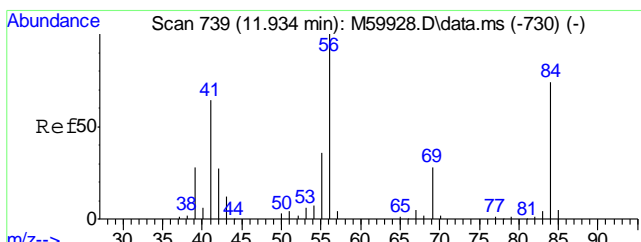
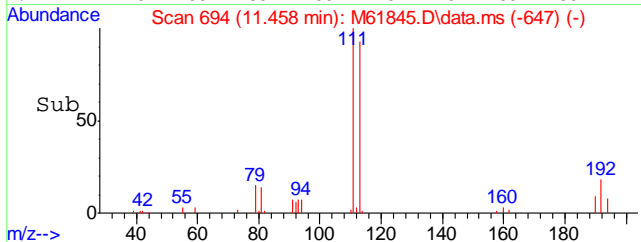
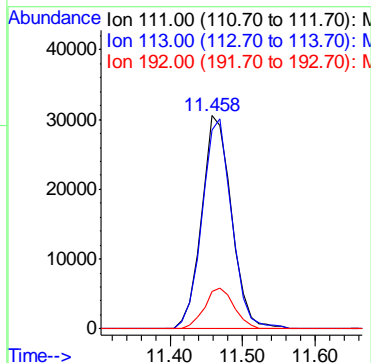
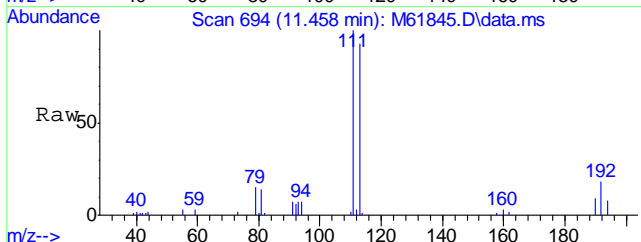






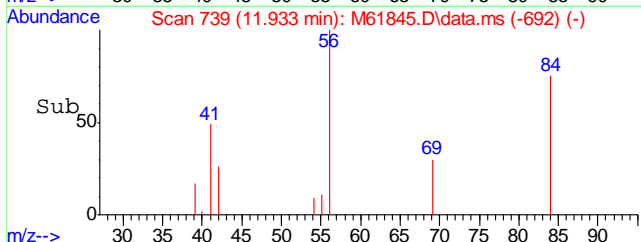
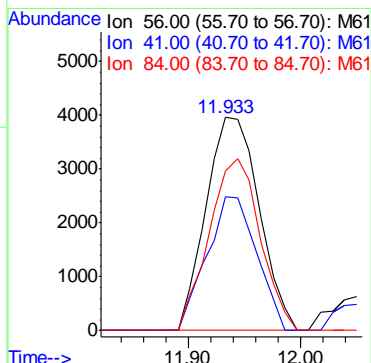
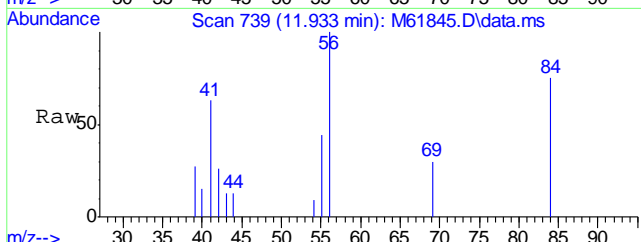
#36  
 Dibromofluoromethane  
 Concen: 17.72 ppb  
 RT: 11.458 min Scan# 694  
 Delta R.T. -0.001 min  
 Lab File: M61845.D  
 Acq: 13 Jul 2016 7:29 pm

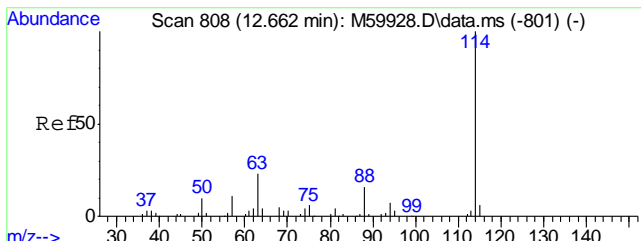
Tgt Ion	Resp	Lower	Upper
111	87717		
113	97.3	77.7	117.7
192	18.6	0.0	36.3



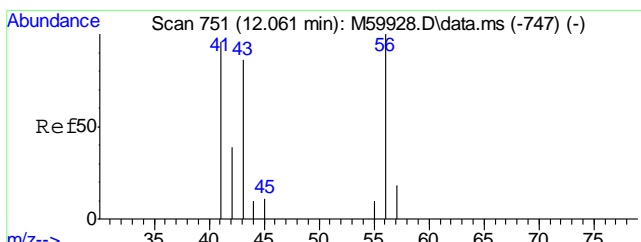
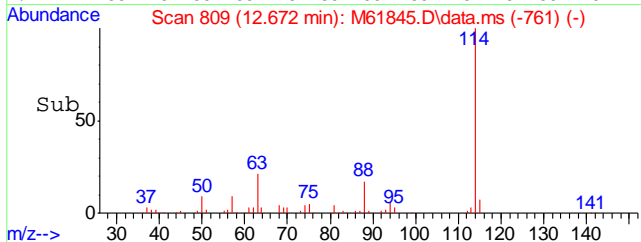
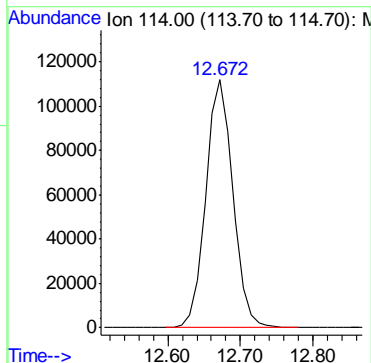
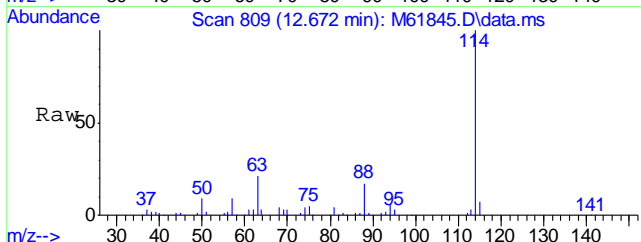
#38  
 Cyclohexane  
 Concen: 1.02 ppb  
 RT: 11.933 min Scan# 739  
 Delta R.T. -0.001 min  
 Lab File: M61845.D  
 Acq: 13 Jul 2016 7:29 pm

Tgt Ion	Resp	Lower	Upper
56	13018		
41	58.5	46.3	86.3
84	77.0	56.0	96.0



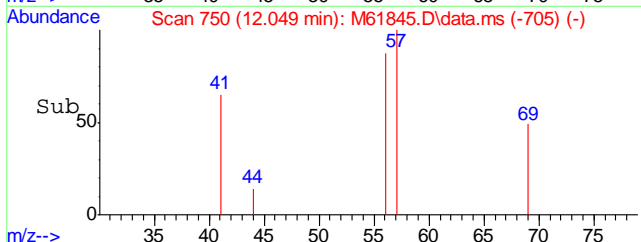
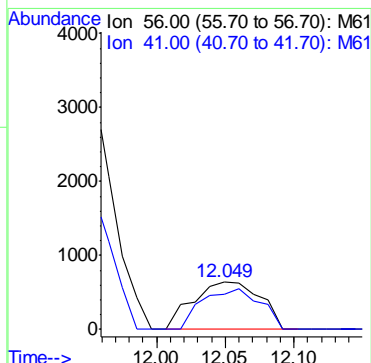
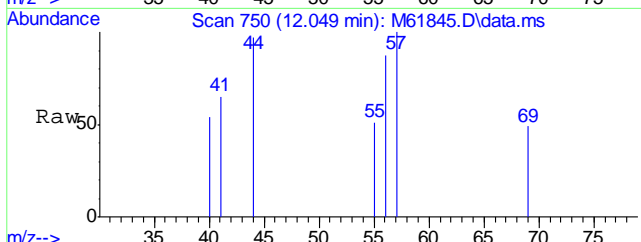


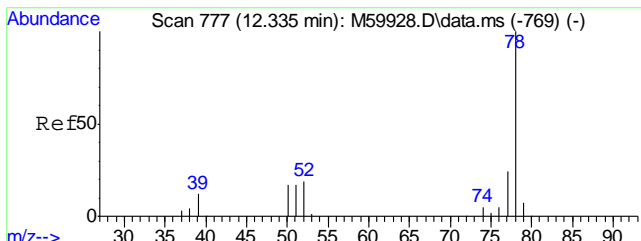
#40  
 1,4-Difluorobenzene  
 Concen: 20.00 ppb  
 RT: 12.672 min Scan# 809  
 Delta R.T. 0.010 min  
 Lab File: M61845.D  
 Acq: 13 Jul 2016 7:29 pm  
 Tgt Ion:114 Resp: 289895



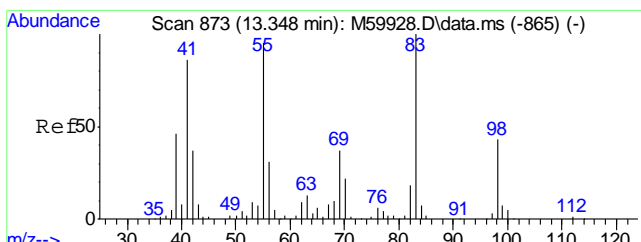
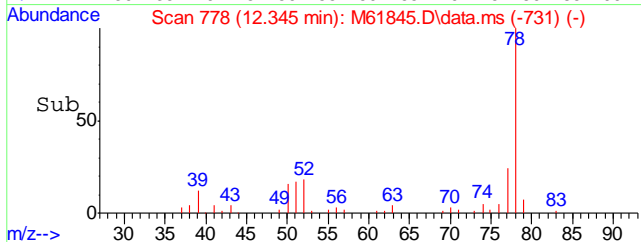
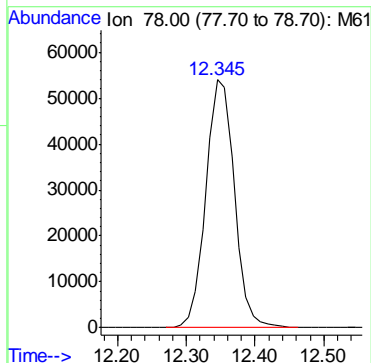
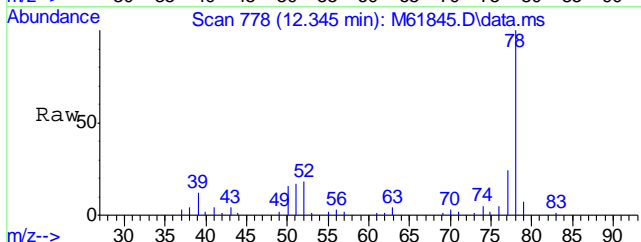
#42  
 n-Butyl Alcohol  
 Concen: 15.53 ppb  
 RT: 12.049 min Scan# 750  
 Delta R.T. -0.022 min  
 Lab File: M61845.D  
 Acq: 13 Jul 2016 7:29 pm  
 Tgt Ion: 56 Resp: 2180  

Ion	Ratio	Lower	Upper
56	100		
41	74.1	63.5	103.5

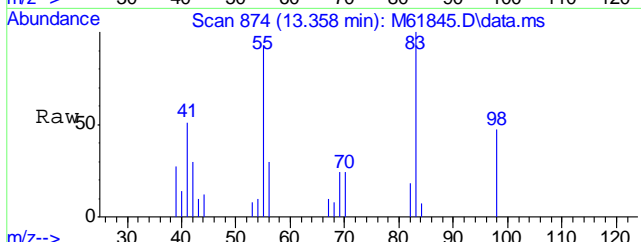




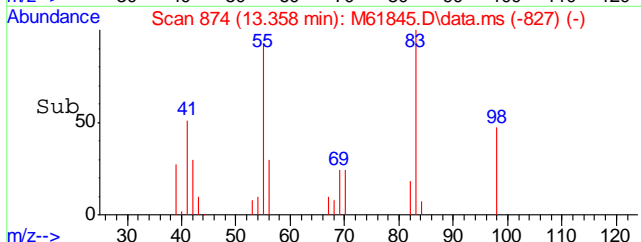
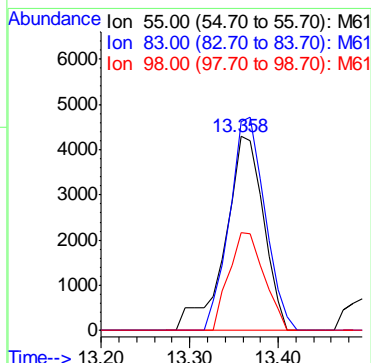
#45  
Benzene  
Concen: 6.15 ppb  
RT: 12.345 min Scan# 778  
Delta R.T. -0.001 min  
Lab File: M61845.D  
Acq: 13 Jul 2016 7:29 pm  
Tgt Ion: 78 Resp: 155925

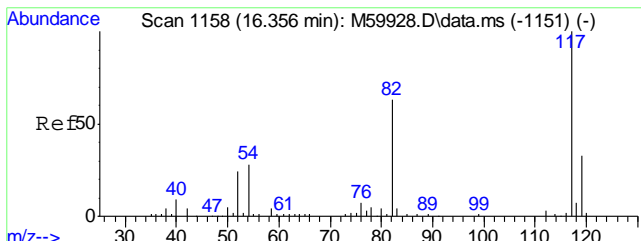


#48  
Methylcyclohexane  
Concen: 1.22 ppb  
RT: 13.358 min Scan# 874  
Delta R.T. -0.001 min  
Lab File: M61845.D  
Acq: 13 Jul 2016 7:29 pm  
Tgt Ion: 55 Resp: 12982



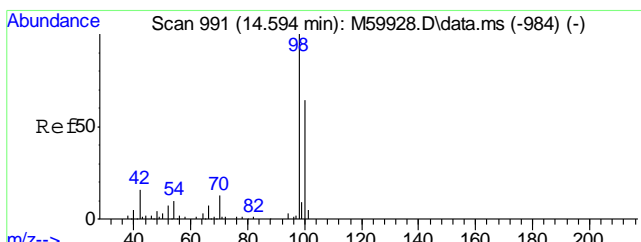
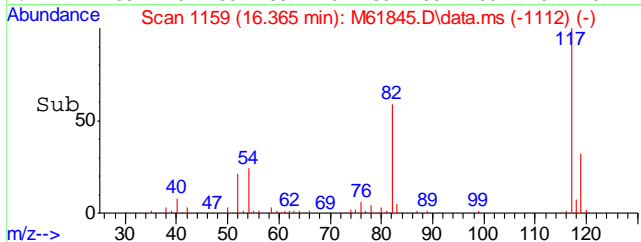
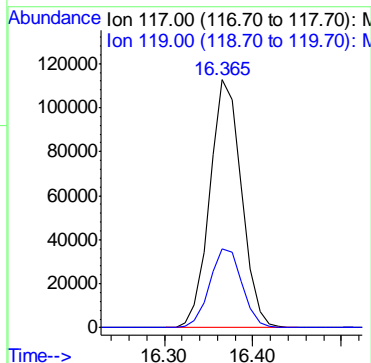
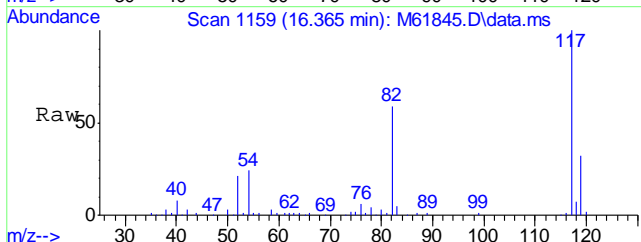
Ion	Ratio	Lower	Upper
55	100		
83	101.6	84.5	124.5
98	46.1	27.0	67.0





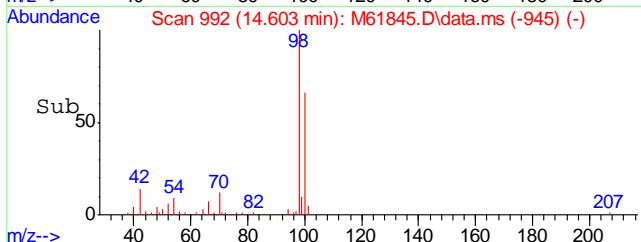
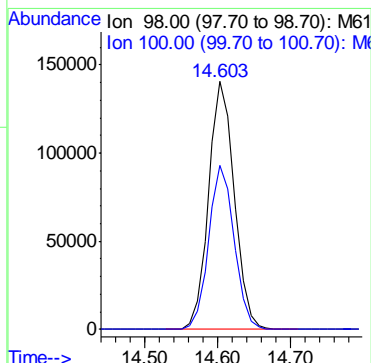
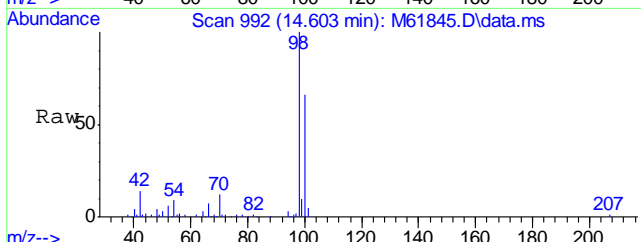
#55  
Chlorobenzene-d5  
Concen: 20.00 ppb  
RT: 16.365 min Scan# 1159  
Delta R.T. -0.001 min  
Lab File: M61845.D  
Acq: 13 Jul 2016 7:29 pm

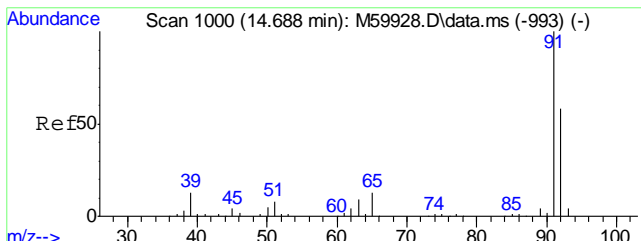
Tgt Ion	Resp	Lower	Upper
117	279960	100	
119	32.7	11.2	51.2



#56  
Toluene-d8  
Concen: 18.86 ppb  
RT: 14.603 min Scan# 992  
Delta R.T. -0.001 min  
Lab File: M61845.D  
Acq: 13 Jul 2016 7:29 pm

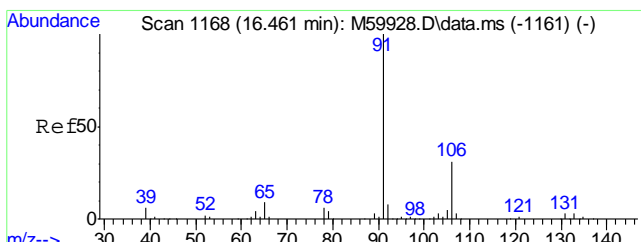
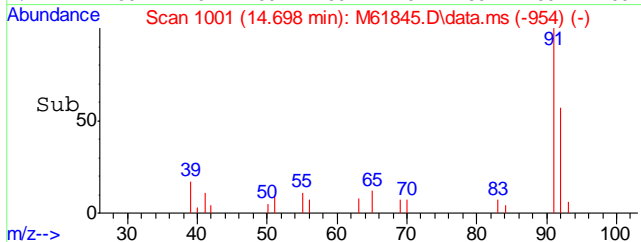
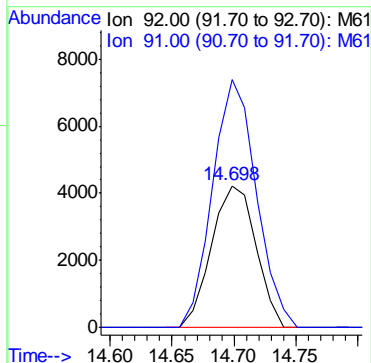
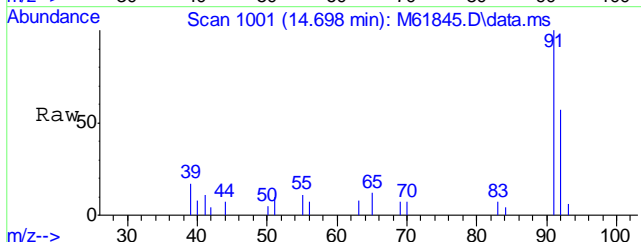
Tgt Ion	Resp	Lower	Upper
98	344609	100	
100	65.4	44.3	84.3





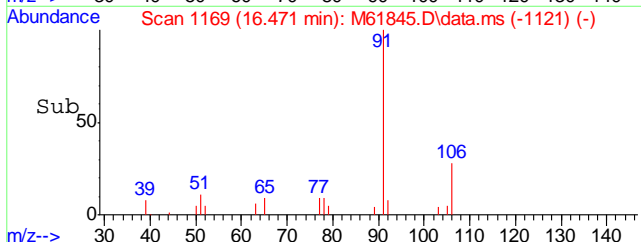
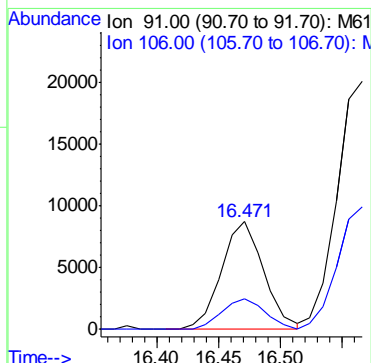
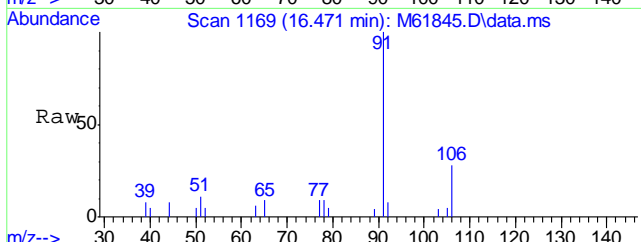
#57  
Toluene  
Concen: 0.69 ppb  
RT: 14.698 min Scan# 1001  
Delta R.T. -0.001 min  
Lab File: M61845.D  
Acq: 13 Jul 2016 7:29 pm

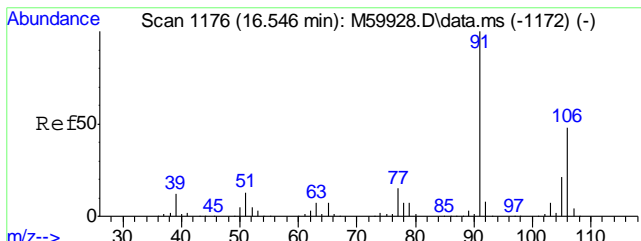
Tgt Ion: 92 Resp: 10590  
Ion Ratio Lower Upper  
92 100  
91 172.4 150.5 190.5



#67  
Ethyl Benzene  
Concen: 0.72 ppb  
RT: 16.471 min Scan# 1169  
Delta R.T. 0.010 min  
Lab File: M61845.D  
Acq: 13 Jul 2016 7:29 pm

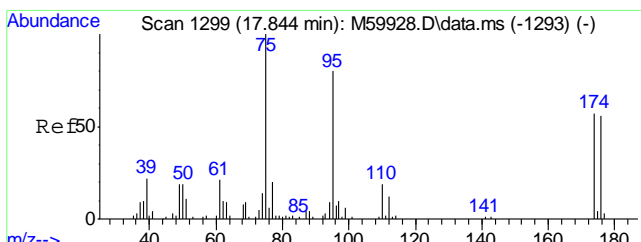
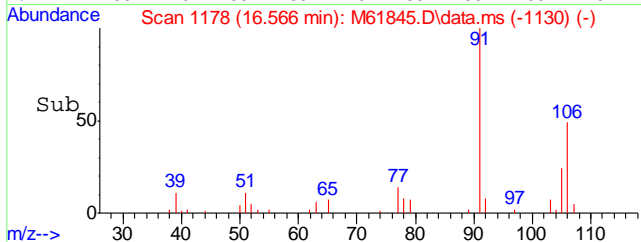
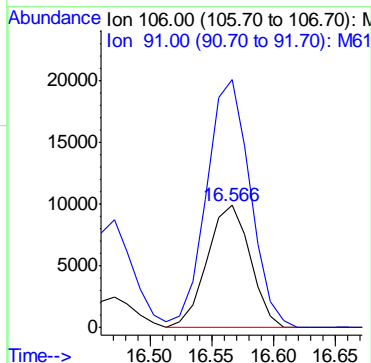
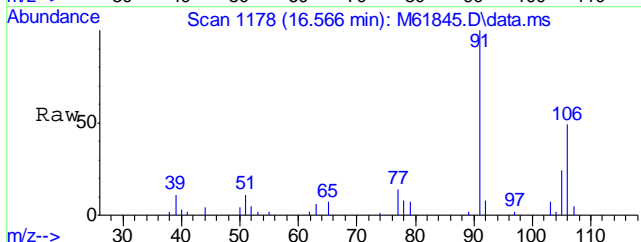
Tgt Ion: 91 Resp: 20910  
Ion Ratio Lower Upper  
91 100  
106 29.2 10.2 50.2





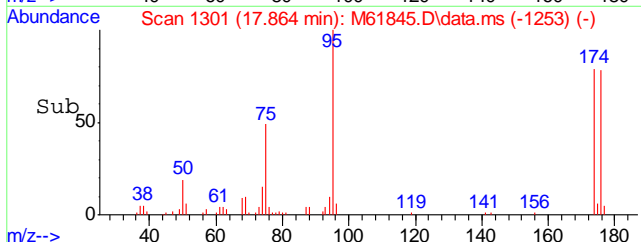
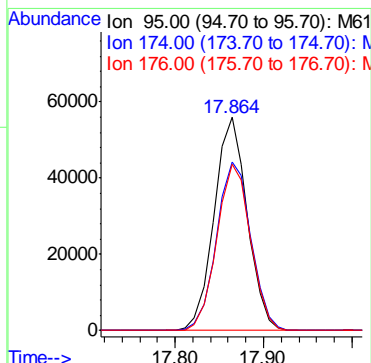
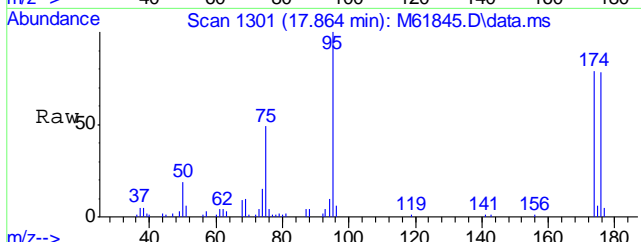
#68  
Xylene, m+p  
Concen: 2.28 ppb  
RT: 16.566 min Scan# 1178  
Delta R.T. 0.010 min  
Lab File: M61845.D  
Acq: 13 Jul 2016 7:29 pm

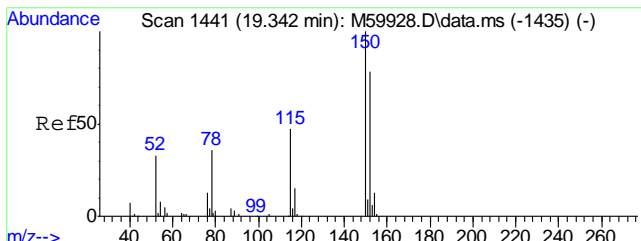
Tgt Ion	Resp	Lower	Upper
106	24160	100	
91	204.5	191.5	231.5



#74  
4-Bromofluorobenzene  
Concen: 20.24 ppb  
RT: 17.864 min Scan# 1301  
Delta R.T. 0.010 min  
Lab File: M61845.D  
Acq: 13 Jul 2016 7:29 pm

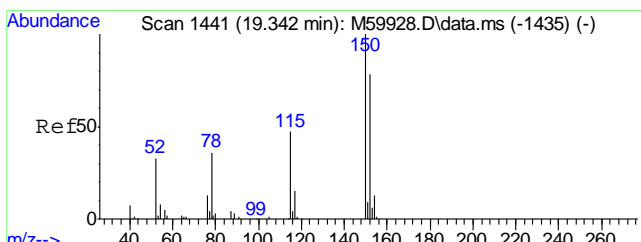
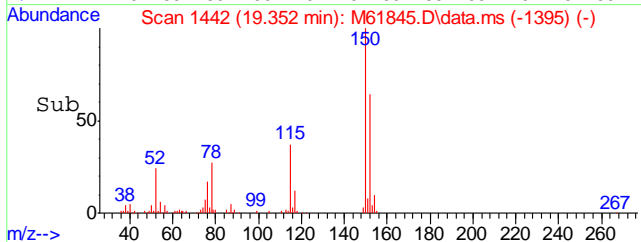
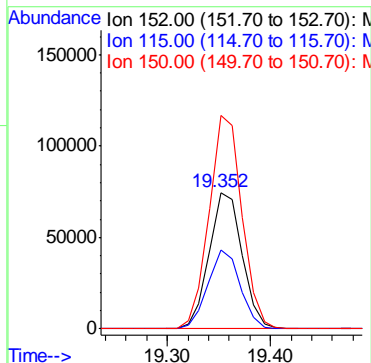
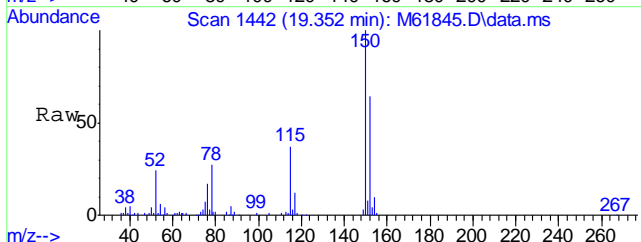
Tgt Ion	Resp	Lower	Upper
95	145358	100	
174	81.9	54.3	94.3
176	79.3	51.5	91.5





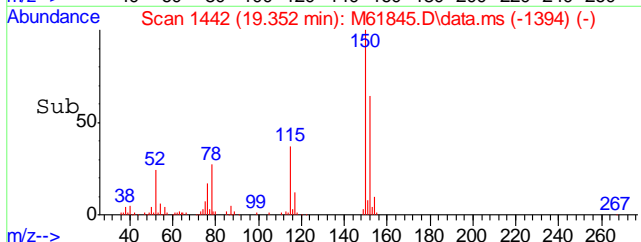
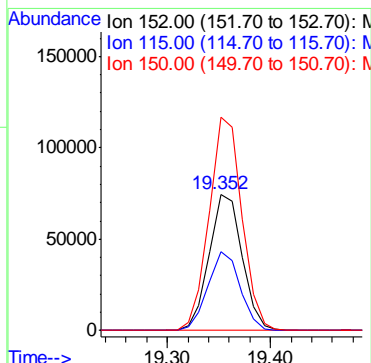
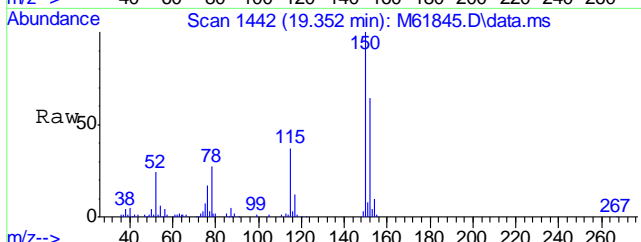
#77  
 1,4-Dichlorobenzene-d4  
 Concen: 20.00 ppb  
 RT: 19.352 min Scan# 1442  
 Delta R.T. -0.001 min  
 Lab File: M61845.D  
 Acq: 13 Jul 2016 7:29 pm

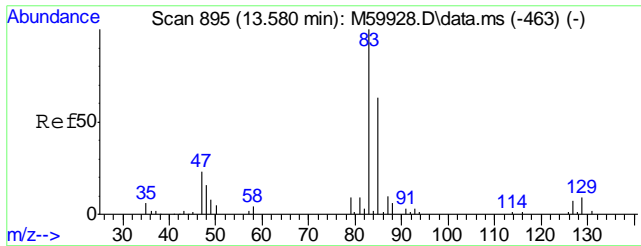
Tgt Ion	Resp	Lower	Upper
152	165193	100	
115	56.7	40.9	80.9
150	155.8	178.6	218.6#



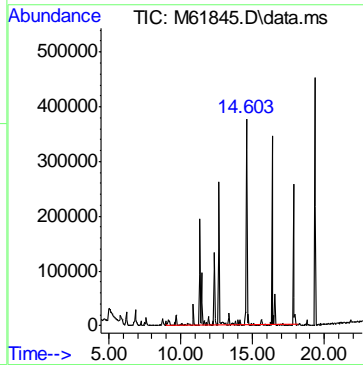
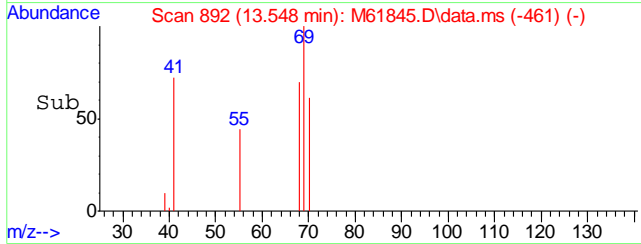
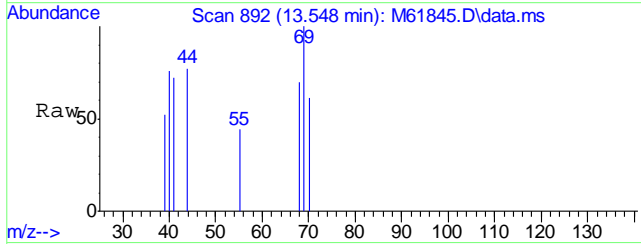
#99  
 1,4-Dichlorobenzene-d4A  
 Concen: 20.00 ppb  
 RT: 19.352 min Scan# 1442  
 Delta R.T. 0.010 min  
 Lab File: M61845.D  
 Acq: 13 Jul 2016 7:29 pm

Tgt Ion	Resp	Lower	Upper
152	165193	100	
115	56.7	37.3	77.3
150	155.8	176.0	216.0#





#100  
TPH-GRO (C6-C10)  
Concen: Below Cal m  
RT: 13.550 min Scan# 892  
Delta R.T. 0.000 min  
Lab File: M61845.D  
Acq: 13 Jul 2016 7:29 pm  
Tgt Ion:TIC Resp: 1629785



6.1.15  
6



## Quantitation Report (QT Reviewed)

Data Path : C:\msdchem\1\DATA\L160712\  
 Data File : L49986.D  
 Acq On : 12 Jul 2016 7:40 pm  
 Operator : johannat  
 Sample : C46435-18  
 Misc : MS1912,VL1499,5.37,,,,,1  
 ALS Vial : 19 Sample Multiplier: 1

Quant Time: Jul 13 11:06:26 2016  
 Quant Method : C:\msdchem\1\METHODS\VL1485S.M  
 Quant Title : EPA -8260B  
 QLast Update : Mon Jul 11 13:46:33 2016  
 Response via : Initial Calibration

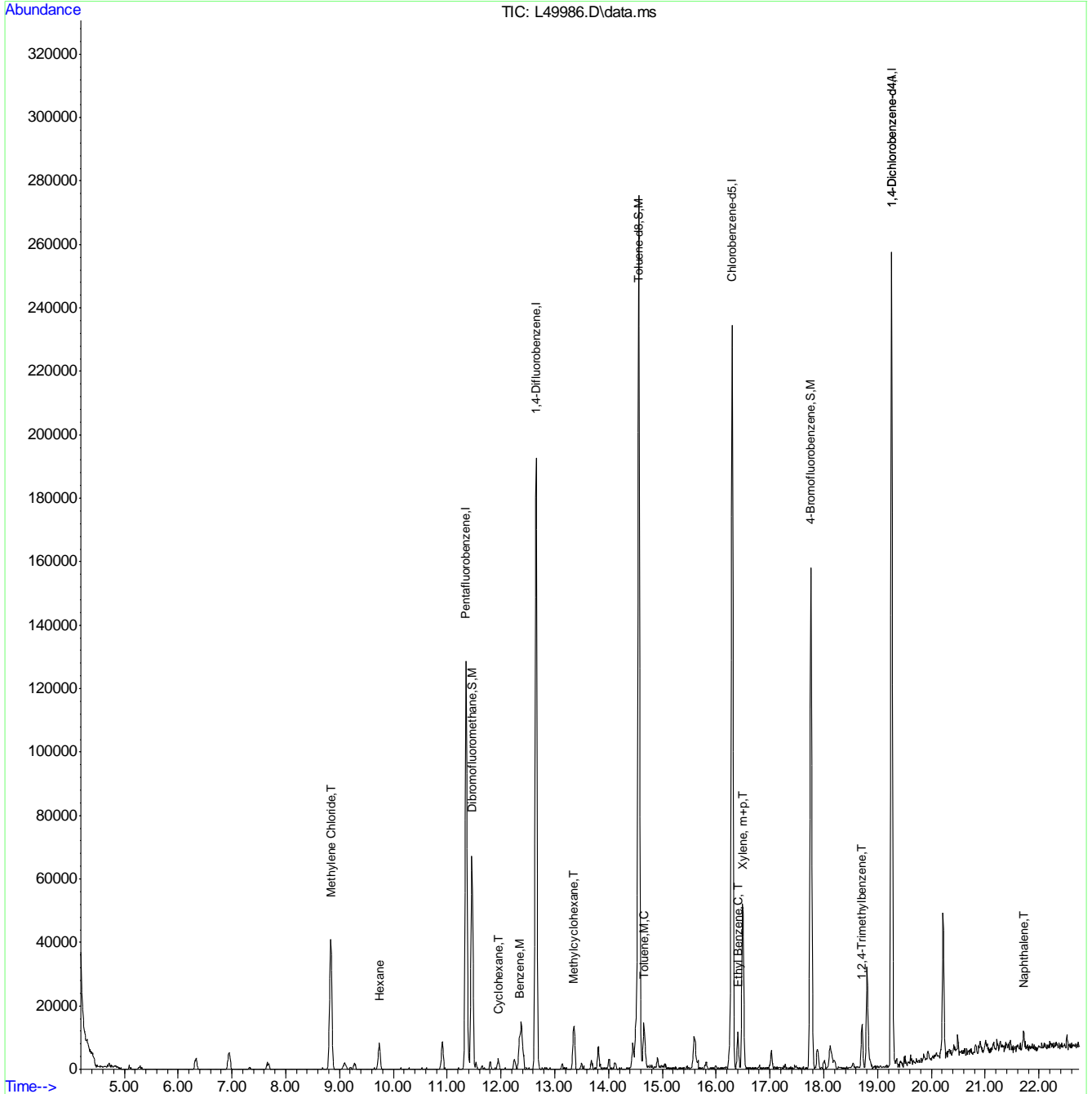
Compound	R.T.	QIon	Response	Conc	Units	Dev(Min)	
Internal Standards							
1) Pentafluorobenzene	11.351	168	1175405	20.00	ug/Kg	0.00	
40) 1,4-Difluorobenzene	12.655	114	2023954	20.00	ug/Kg	0.00	
55) Chlorobenzene-d5	16.295	117	1741130	20.00	ug/Kg	-0.02	
77) 1,4-Dichlorobenzene-d4	19.263	152	797205	20.00	ug/Kg	-0.03	
99) 1,4-Dichlorobenzene-d4A	19.263	152	797205	20.00	ug/Kg	-0.03	
System Monitoring Compounds							
36) Dibromofluoromethane	11.460	111	616465	17.52	ug/Kg	0.00	
Spiked Amount	20.000	Range 72 - 140	Recovery	=	87.60%		
56) Toluene-d8	14.559	98	2436357	19.81	ug/Kg	-0.01	
Spiked Amount	20.000	Range 87 - 113	Recovery	=	99.05%		
74) 4-Bromofluorobenzene	17.762	95	905510	17.72	ug/Kg	-0.01	
Spiked Amount	20.000	Range 81 - 115	Recovery	=	88.60%		
Target Compounds							
							Qvalue
19) Methylene Chloride	8.836	84	275721	7.14	ug/Kg		93
24) Hexane	9.741	57	59985	1.62	ug/Kg		96
38) Cyclohexane	11.951	56	27484	0.52	ug/Kg		92
45) Benzene	12.339	78	74242	0.49	ug/Kg		100
48) Methylcyclohexane	13.348	55	84817	1.79	ug/Kg		95
57) Toluene	14.658	92	78884	0.91	ug/Kg		93
67) Ethyl Benzene	16.404	91	133006	0.79	ug/Kg		99
68) Xylene, m+p	16.502	106	209791	3.52	ug/Kg		100
86) 1,2,4-Trimethylbenzene	18.712	105	140061	1.06	ug/Kg		90
97) Naphthalene	21.718	128	100629	0.83	ug/Kg		100
100) TPH-GRO (C6-C10)	14.525	TIC	5406048m	Below Cal			

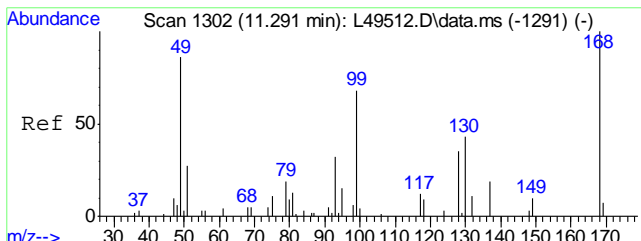
(#) = qualifier out of range (m) = manual integration (+) = signals summed

Quantitation Report (QT Reviewed)

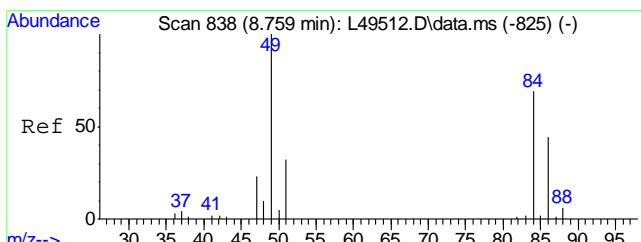
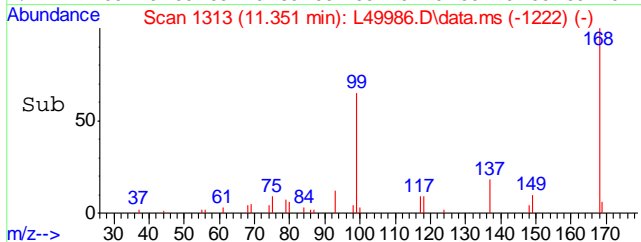
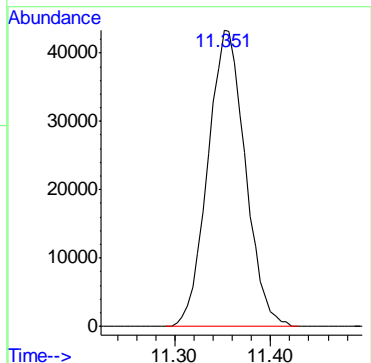
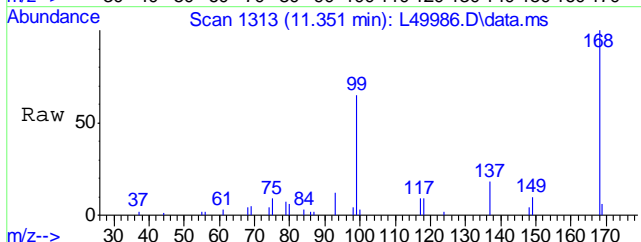
Data Path : C:\msdchem\1\DATA\L160712\  
Data File : L49986.D  
Acq On : 12 Jul 2016 7:40 pm  
Operator : johannat  
Sample : C46435-18  
Misc : MS1912,VL1499,5.37,,,,,1  
ALS Vial : 19 Sample Multiplier: 1

Quant Time: Jul 13 11:06:26 2016  
Quant Method : C:\msdchem\1\METHODS\VL1485S.M  
Quant Title : EPA -8260B  
QLast Update : Mon Jul 11 13:46:33 2016  
Response via : Initial Calibration

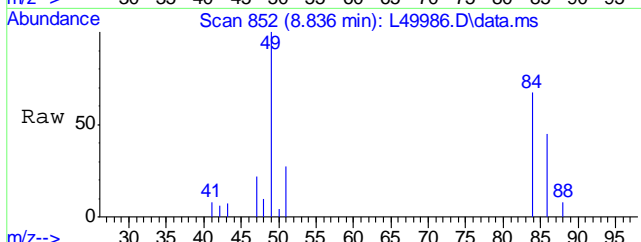




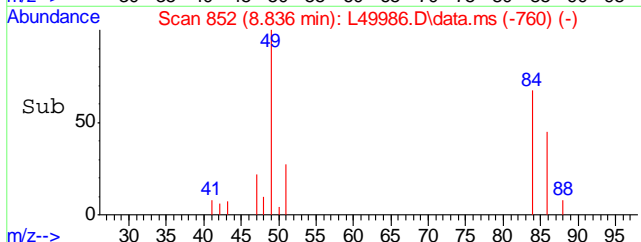
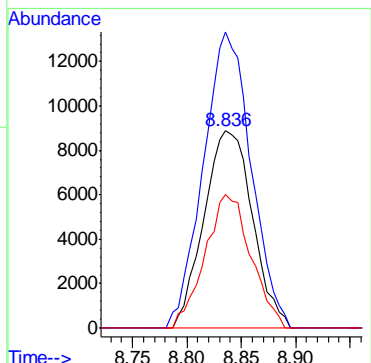
#1  
 Pentafluorobenzene  
 Concen: 20.00 ug/Kg  
 RT: 11.351 min Scan# 1313  
 Delta R.T. -0.005 min  
 Lab File: L49986.D  
 Acq: 12 Jul 2016 7:40 pm  
 Tgt Ion:168 Resp: 1175405

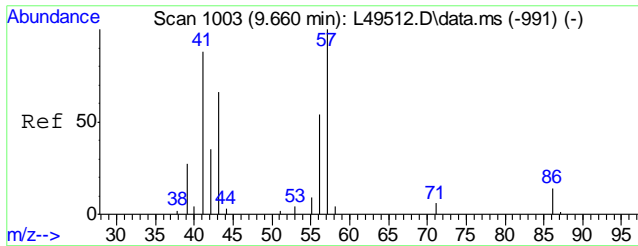


#19  
 Methylene Chloride  
 Concen: 7.14 ug/Kg  
 RT: 8.836 min Scan# 852  
 Delta R.T. 0.000 min  
 Lab File: L49986.D  
 Acq: 12 Jul 2016 7:40 pm  
 Tgt Ion: 84 Resp: 275721



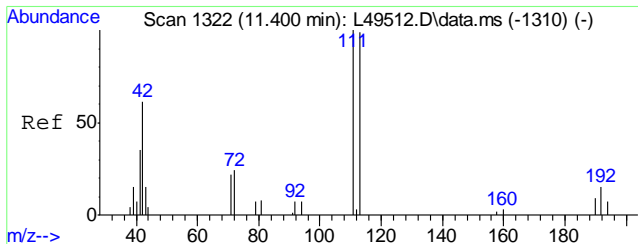
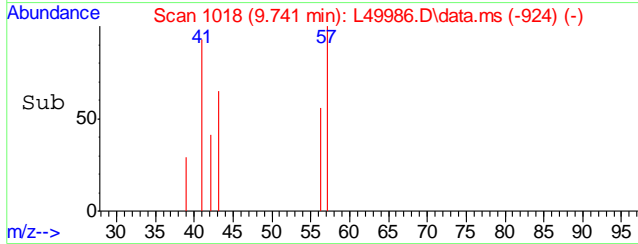
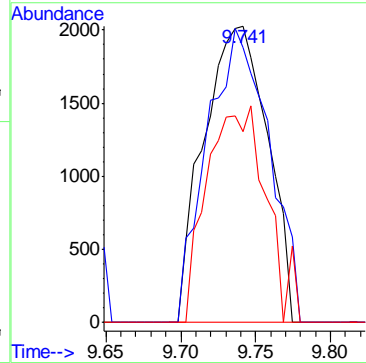
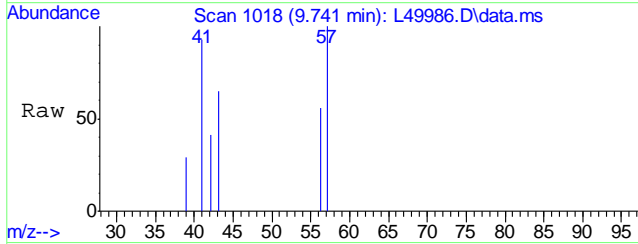
Ion	Ratio	Lower	Upper
84	100		
49	147.8	140.4	180.4
86	63.9	44.5	84.5





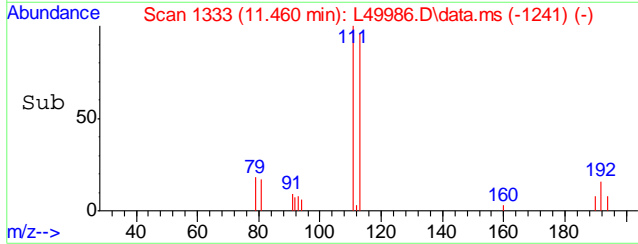
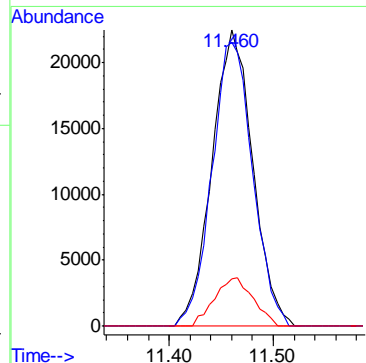
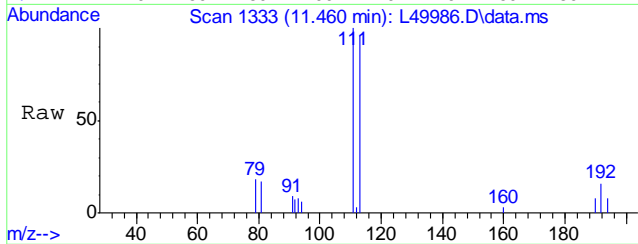
#24  
Hexane  
Concen: 1.62 ug/Kg  
RT: 9.741 min Scan# 1018  
Delta R.T. 0.011 min  
Lab File: L49986.D  
Acq: 12 Jul 2016 7:40 pm

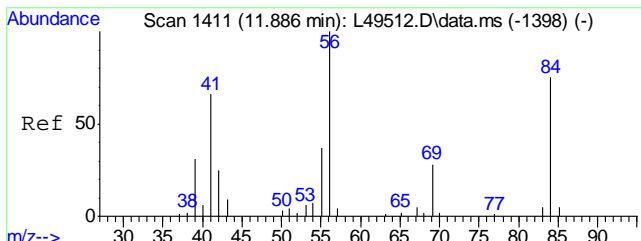
Tgt Ion	Resp	Lower	Upper
57	100		
41	96.5	73.8	110.8
43	67.9	56.6	84.8



#36  
Dibromofluoromethane  
Concen: 17.52 ug/Kg  
RT: 11.460 min Scan# 1333  
Delta R.T. 0.000 min  
Lab File: L49986.D  
Acq: 12 Jul 2016 7:40 pm

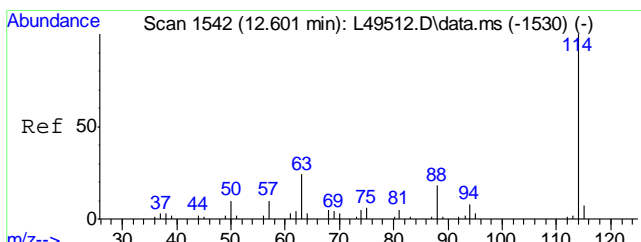
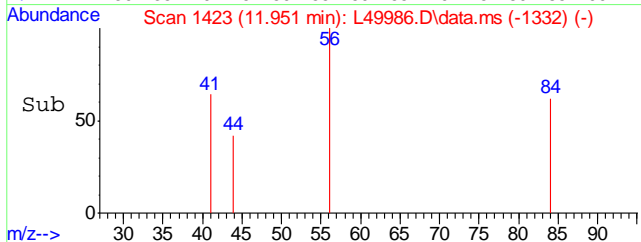
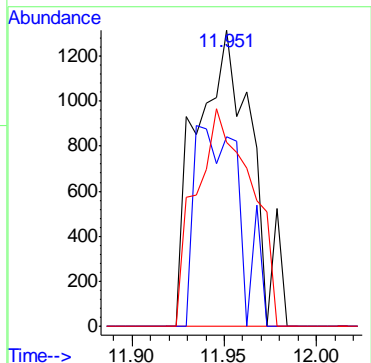
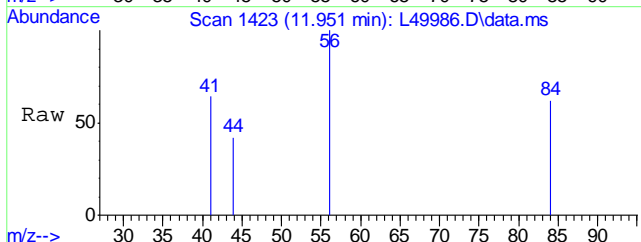
Tgt Ion	Resp	Lower	Upper
111	100		
113	95.8	78.6	118.6
192	15.5	0.0	34.1





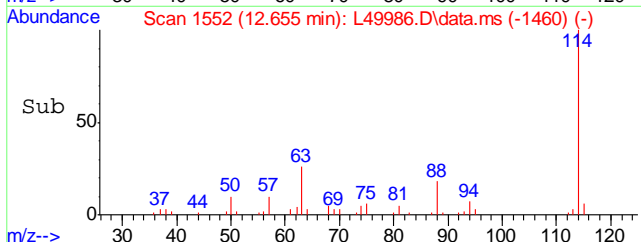
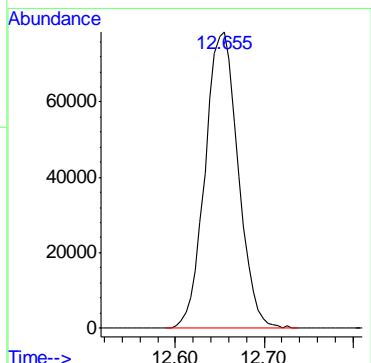
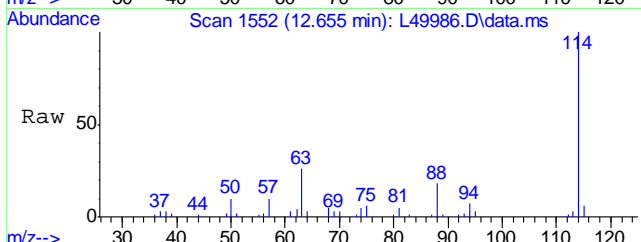
#38  
Cyclohexane  
Concen: 0.52 ug/Kg  
RT: 11.951 min Scan# 1423  
Delta R.T. -0.005 min  
Lab File: L49986.D  
Acq: 12 Jul 2016 7:40 pm

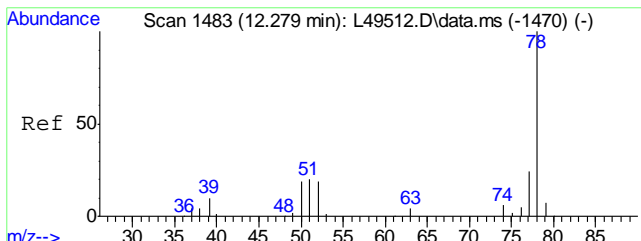
Tgt Ion	Resp	Lower	Upper
56	27484		
56	100		
41	55.9	53.7	80.5
84	73.6	60.5	90.7



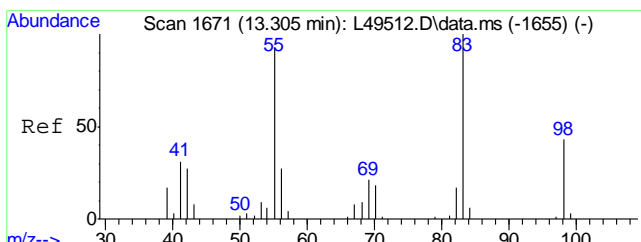
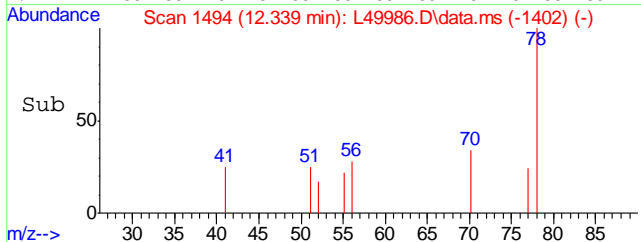
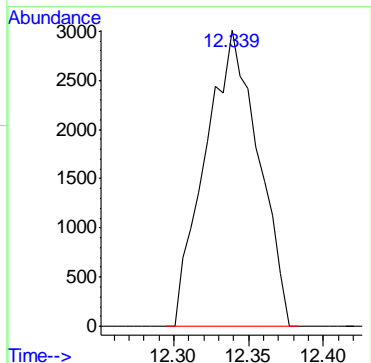
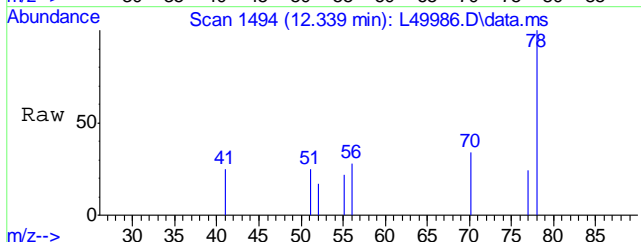
#40  
1,4-Difluorobenzene  
Concen: 20.00 ug/Kg  
RT: 12.655 min Scan# 1552  
Delta R.T. 0.000 min  
Lab File: L49986.D  
Acq: 12 Jul 2016 7:40 pm

Tgt Ion: 114 Resp: 2023954





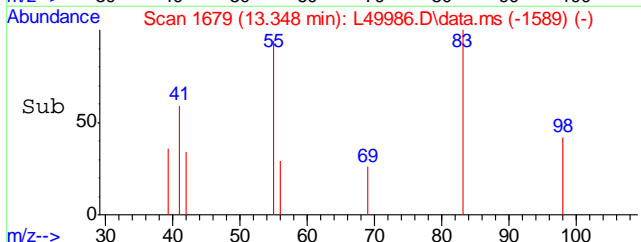
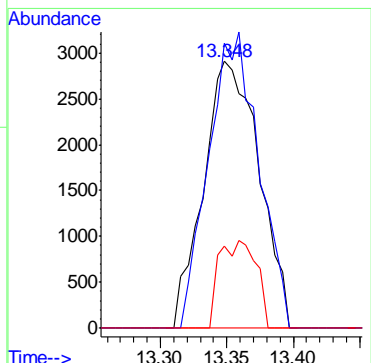
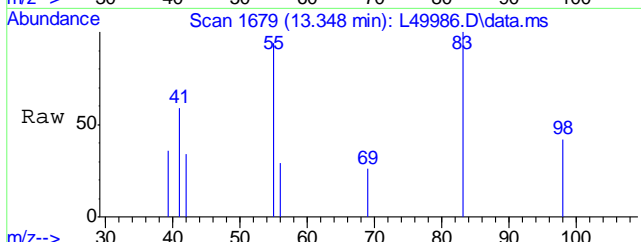
#45  
Benzene  
Concen: 0.49 ug/Kg  
RT: 12.339 min Scan# 1494  
Delta R.T. 0.000 min  
Lab File: L49986.D  
Acq: 12 Jul 2016 7:40 pm  
Tgt Ion: 78 Resp: 74242

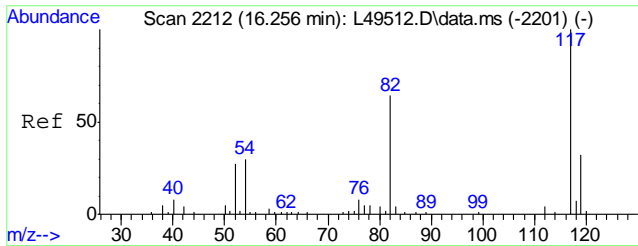


#48  
Methylcyclohexane  
Concen: 1.79 ug/Kg  
RT: 13.348 min Scan# 1679  
Delta R.T. -0.010 min  
Lab File: L49986.D  
Acq: 12 Jul 2016 7:40 pm

Tgt Ion: 55 Resp: 84817

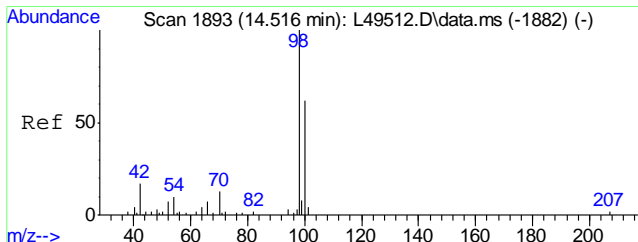
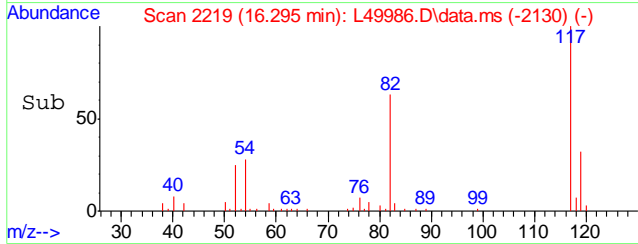
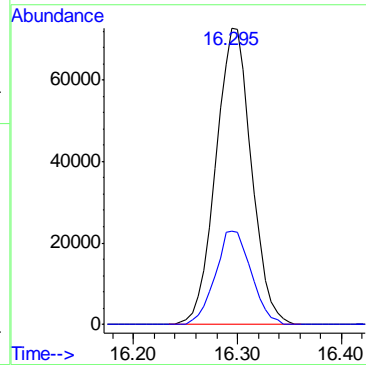
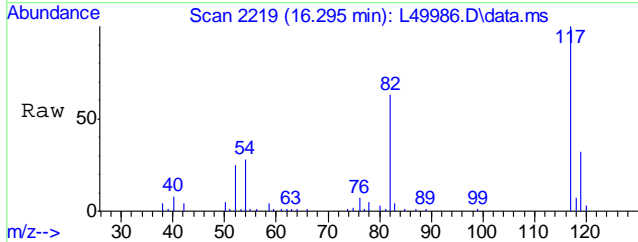
Ion	Ratio	Lower	Upper
55	100		
83	99.8	80.6	120.6
56	22.1	11.5	51.5





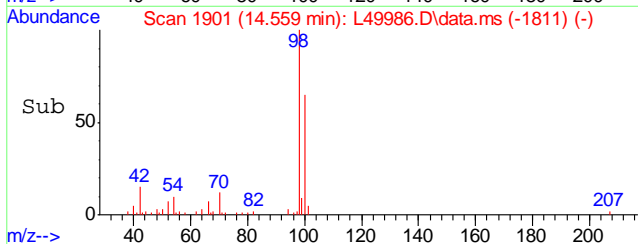
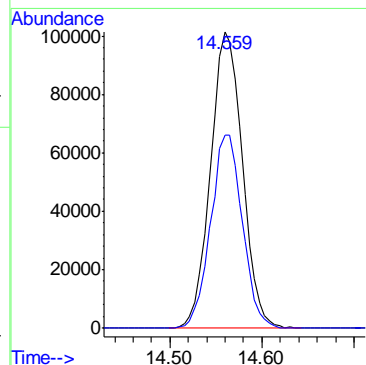
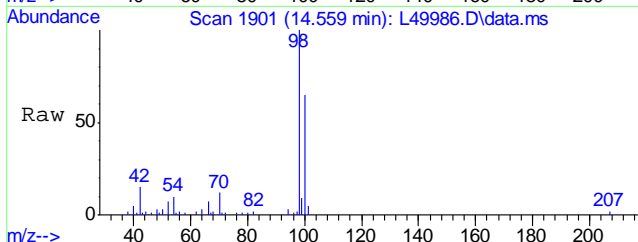
#55  
Chlorobenzene-d5  
Concen: 20.00 ug/Kg  
RT: 16.295 min Scan# 2219  
Delta R.T. -0.016 min  
Lab File: L49986.D  
Acq: 12 Jul 2016 7:40 pm

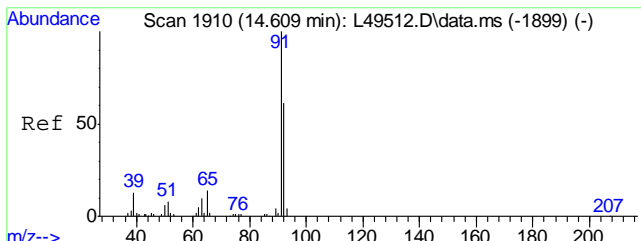
Tgt Ion: 117 Resp: 1741130  
Ion Ratio Lower Upper  
117 100  
119 31.7 10.2 50.2



#56  
Toluene-d8  
Concen: 19.81 ug/Kg  
RT: 14.559 min Scan# 1901  
Delta R.T. -0.010 min  
Lab File: L49986.D  
Acq: 12 Jul 2016 7:40 pm

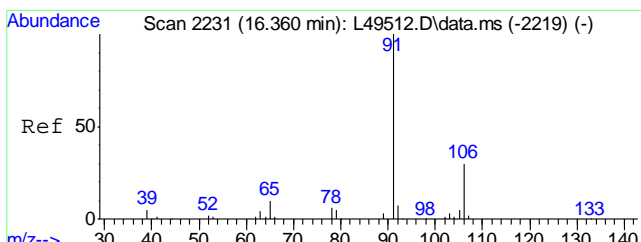
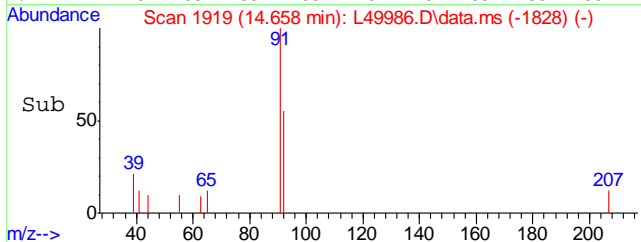
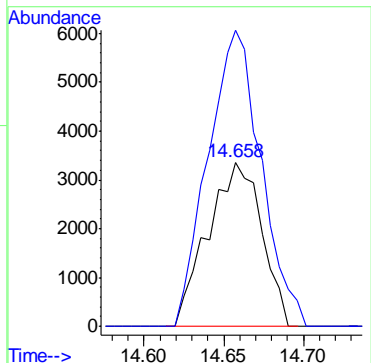
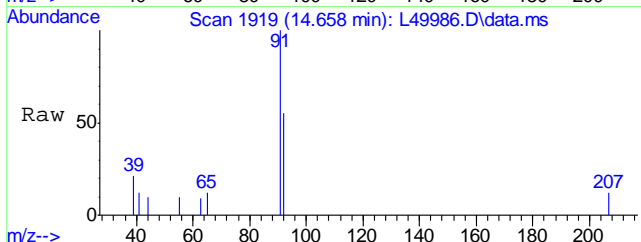
Tgt Ion: 98 Resp: 2436357  
Ion Ratio Lower Upper  
98 100  
100 64.9 45.2 85.2





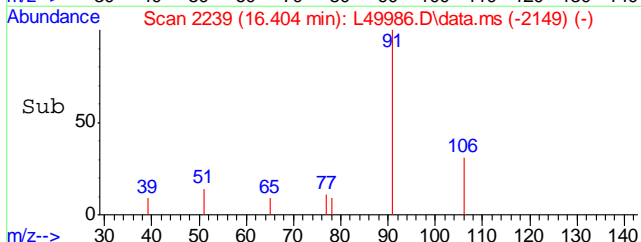
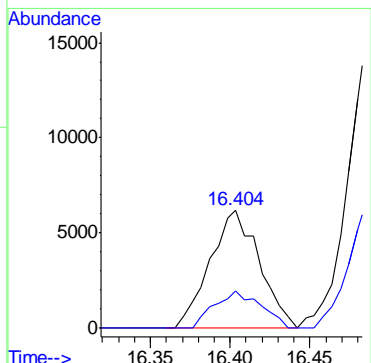
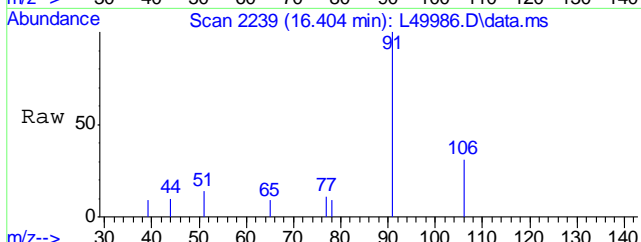
#57  
Toluene  
Concen: 0.91 ug/Kg  
RT: 14.658 min Scan# 1919  
Delta R.T. -0.005 min  
Lab File: L49986.D  
Acq: 12 Jul 2016 7:40 pm

Tgt Ion: 92 Resp: 78884  
Ion Ratio Lower Upper  
92 100  
91 178.2 149.2 189.2

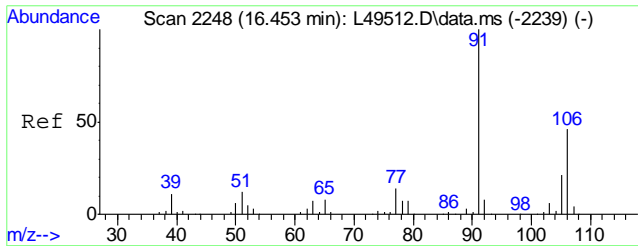


#67  
Ethyl Benzene  
Concen: 0.79 ug/Kg  
RT: 16.404 min Scan# 2239  
Delta R.T. -0.010 min  
Lab File: L49986.D  
Acq: 12 Jul 2016 7:40 pm

Tgt Ion: 91 Resp: 133006  
Ion Ratio Lower Upper  
91 100  
106 29.3 8.6 48.6

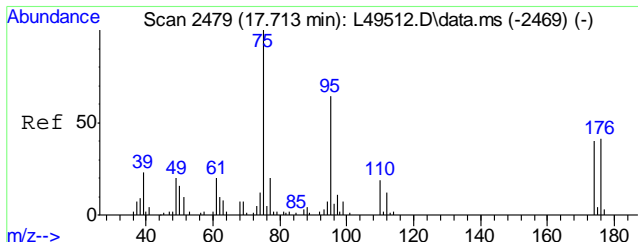
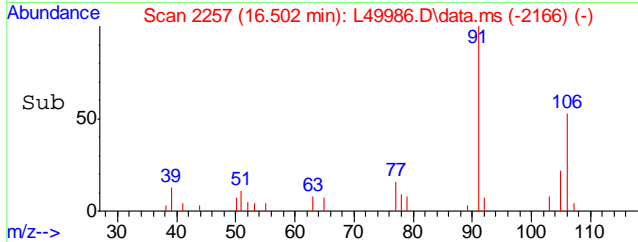
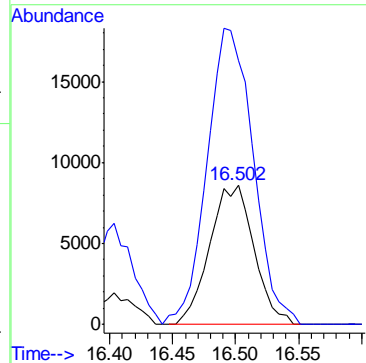
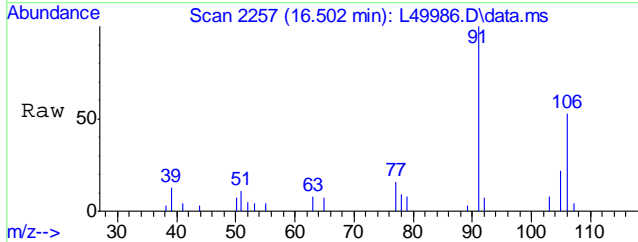






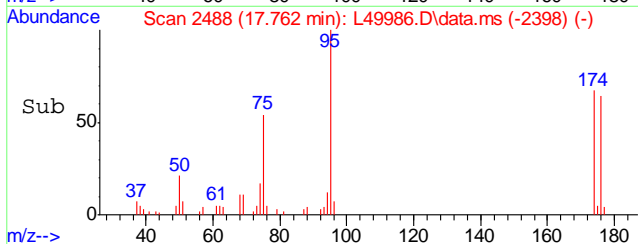
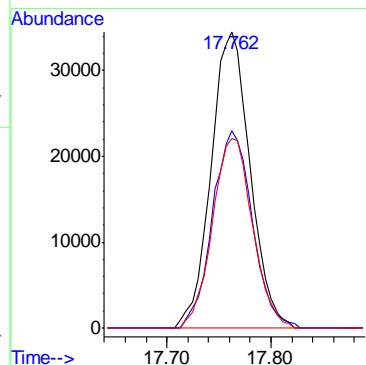
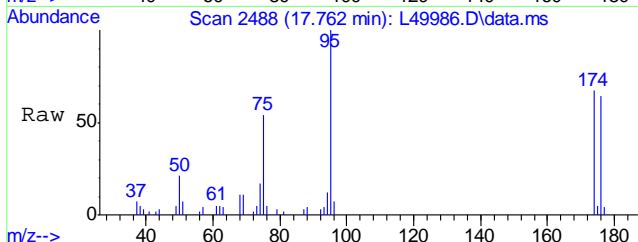
#68  
Xylene, m+p  
Concen: 3.52 ug/Kg  
RT: 16.502 min Scan# 2257  
Delta R.T. -0.005 min  
Lab File: L49986.D  
Acq: 12 Jul 2016 7:40 pm

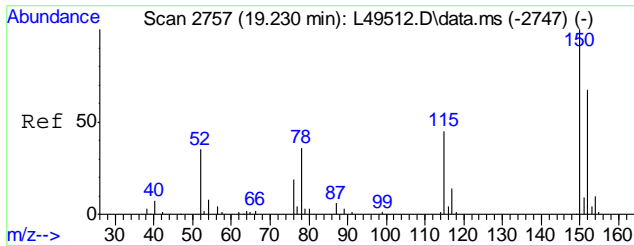
Tgt Ion	Resp	Lower	Upper
106	209791		
106	100		
91	221.5	202.1	242.1



#74  
4-Bromofluorobenzene  
Concen: 17.72 ug/Kg  
RT: 17.762 min Scan# 2488  
Delta R.T. -0.010 min  
Lab File: L49986.D  
Acq: 12 Jul 2016 7:40 pm

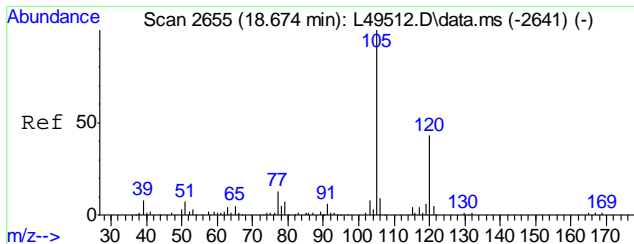
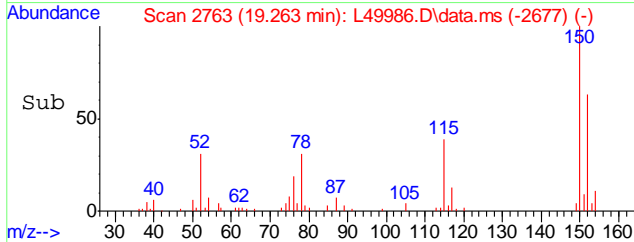
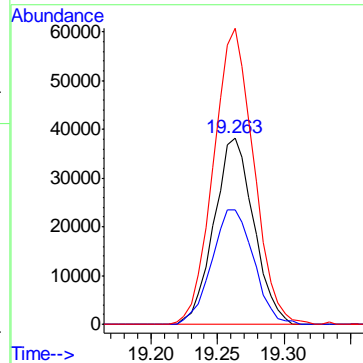
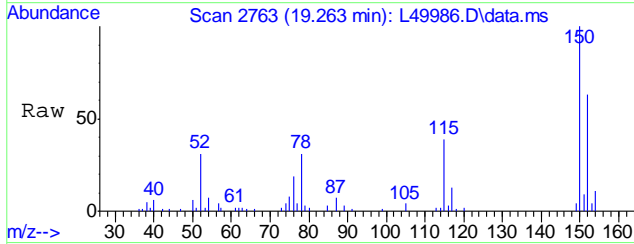
Tgt Ion	Resp	Lower	Upper
95	905510		
95	100		
174	68.1	41.6	81.6
176	65.9	39.6	79.6





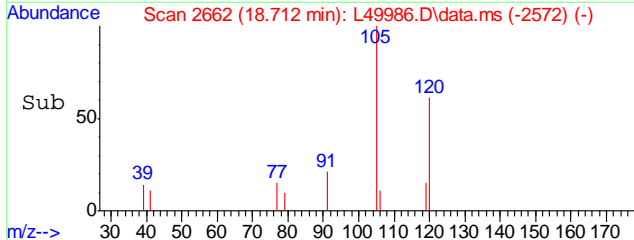
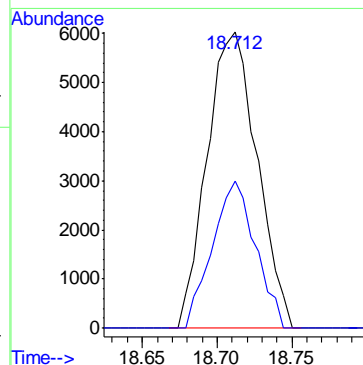
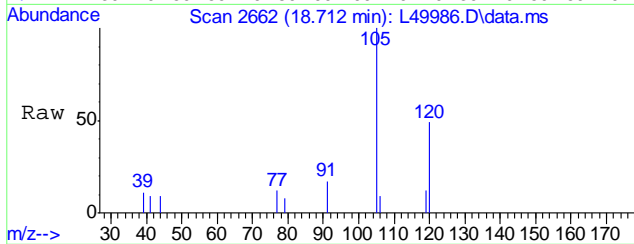
#77  
 1,4-Dichlorobenzene-d4  
 Concen: 20.00 ug/Kg  
 RT: 19.263 min Scan# 2763  
 Delta R.T. -0.030 min  
 Lab File: L49986.D  
 Acq: 12 Jul 2016 7:40 pm

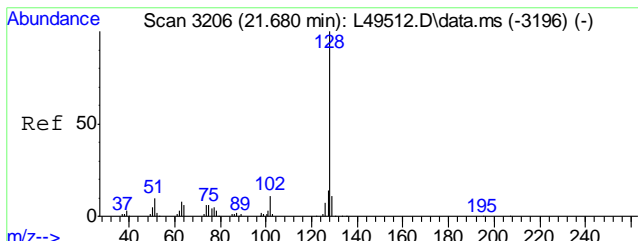
Tgt Ion	Resp	Lower	Upper
152	100		
115	64.9	48.8	88.8
150	160.7	174.3	214.3#



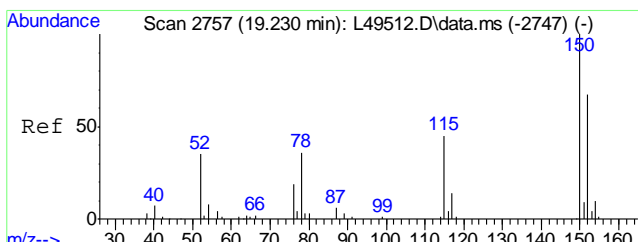
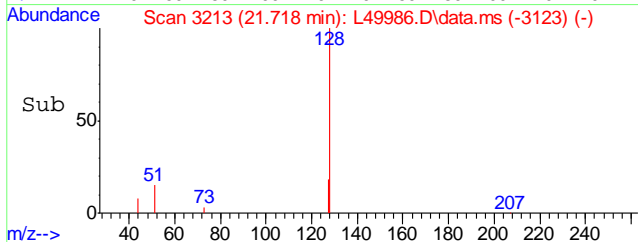
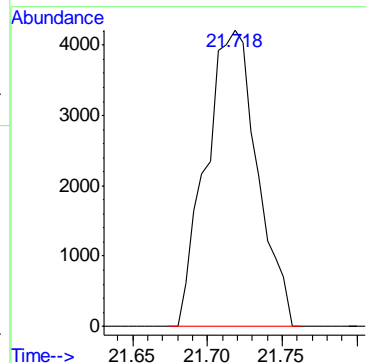
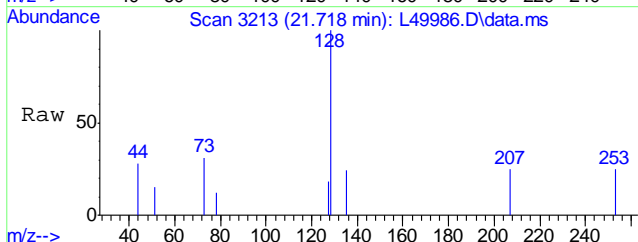
#86  
 1,2,4-Trimethylbenzene  
 Concen: 1.06 ug/Kg  
 RT: 18.712 min Scan# 2662  
 Delta R.T. -0.010 min  
 Lab File: L49986.D  
 Acq: 12 Jul 2016 7:40 pm

Tgt Ion	Resp	Lower	Upper
105	100		
120	42.8	29.7	69.7





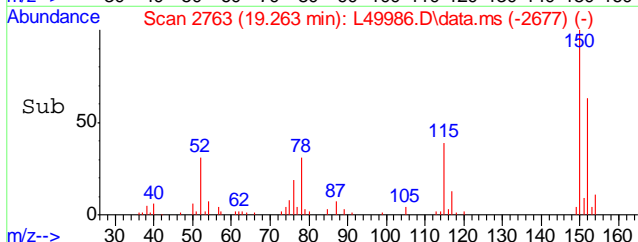
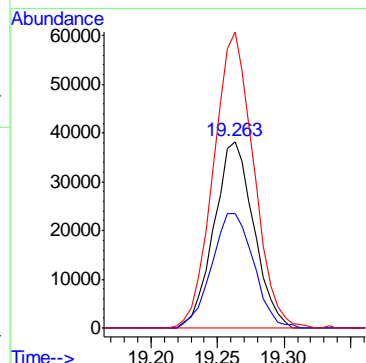
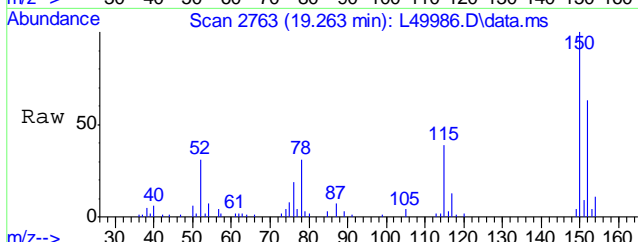
#97  
Naphthalene  
Concen: 0.83 ug/Kg  
RT: 21.718 min Scan# 3213  
Delta R.T. -0.010 min  
Lab File: L49986.D  
Acq: 12 Jul 2016 7:40 pm  
Tgt Ion:128 Resp: 100629

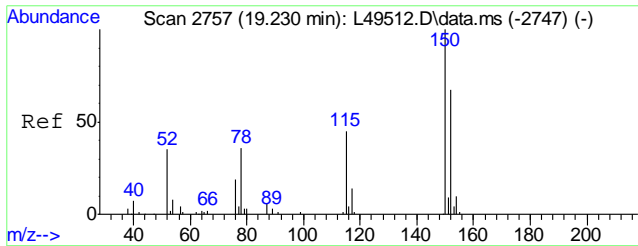


#99  
1,4-Dichlorobenzene-d4A  
Concen: 20.00 ug/Kg  
RT: 19.263 min Scan# 2763  
Delta R.T. -0.030 min  
Lab File: L49986.D  
Acq: 12 Jul 2016 7:40 pm

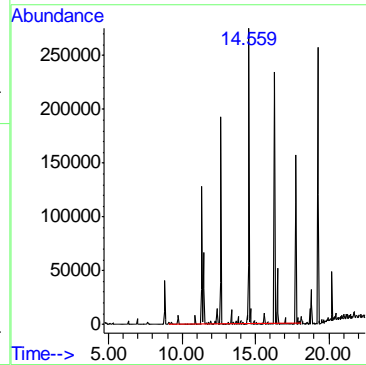
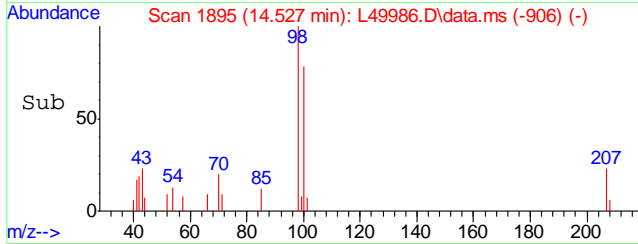
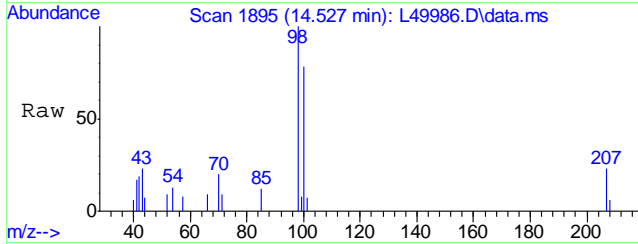
Tgt Ion:152 Resp: 797205

Ion	Ratio	Lower	Upper
152	100		
115	64.9	41.6	81.6
150	160.7	176.9	216.9#





#100  
TPH-GRO (C6-C10)  
Concen: Below Cal m  
RT: 14.525 min Scan# 1895  
Delta R.T. 0.000 min  
Lab File: L49986.D  
Acq: 12 Jul 2016 7:40 pm  
Tgt Ion:TIC Resp: 5406048



6.1.16  
9

Quantitation Report (QT Reviewed)

Data Path : C:\msdchem\1\DATA\L160711\  
 Data File : L49949.D  
 Acq On : 11 Jul 2016 2:49 pm  
 Operator : johannat  
 Sample : MB  
 Misc : MS1912,VL1498,5,,,,,1  
 ALS Vial : 9 Sample Multiplier: 1

Quant Time: Jul 12 09:24:03 2016  
 Quant Method : C:\msdchem\1\METHODS\VL1485S.M  
 Quant Title : EPA -8260B  
 QLast Update : Mon Jul 11 13:46:33 2016  
 Response via : Initial Calibration

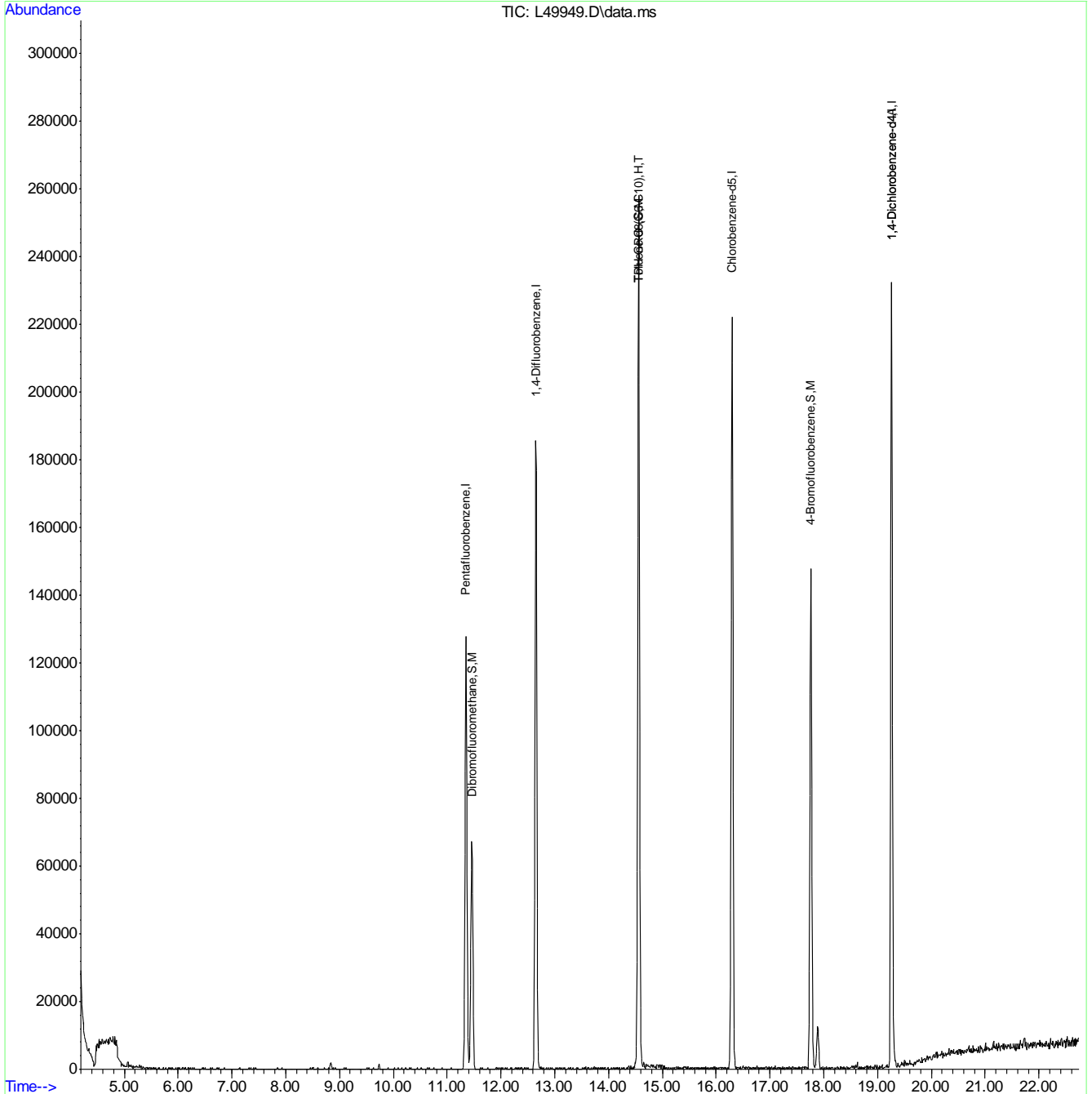
Compound	R.T.	QIon	Response	Conc	Units	Dev(Min)
Internal Standards						
1) Pentafluorobenzene	11.351	168	1142254	20.00	ug/Kg	0.00
40) 1,4-Difluorobenzene	12.650	114	1932647	20.00	ug/Kg	0.00
55) Chlorobenzene-d5	16.295	117	1635849	20.00	ug/Kg	-0.02
77) 1,4-Dichlorobenzene-d4	19.263	152	748222	20.00	ug/Kg	-0.03
99) 1,4-Dichlorobenzene-d4A	19.263	152	748222	20.00	ug/Kg	-0.03
System Monitoring Compounds						
36) Dibromofluoromethane	11.455	111	608199	17.78	ug/Kg	0.00
Spiked Amount	20.000	Range 72 - 140	Recovery =	88.90%		
56) Toluene-d8	14.559	98	2203100	19.07	ug/Kg	-0.01
Spiked Amount	20.000	Range 87 - 113	Recovery =	95.35%		
74) 4-Bromofluorobenzene	17.762	95	864909	18.01	ug/Kg	-0.01
Spiked Amount	20.000	Range 81 - 115	Recovery =	90.05%		
Target Compounds						
100) TPH-GRO (C6-C10)	14.559	TIC	26536742m	62.11	ug/Kg	Qvalue

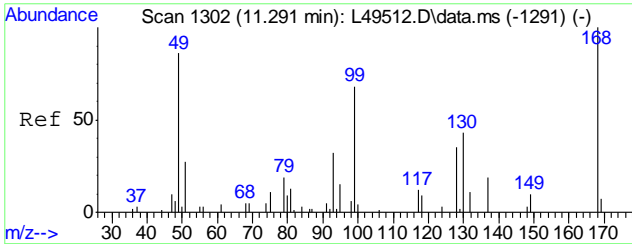
(#) = qualifier out of range (m) = manual integration (+) = signals summed

Quantitation Report (QT Reviewed)

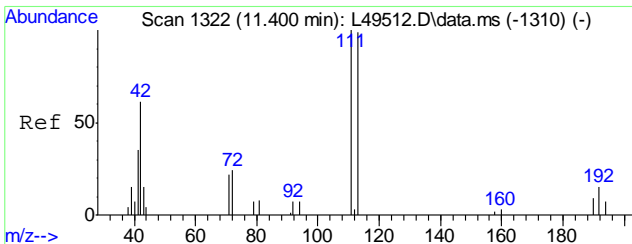
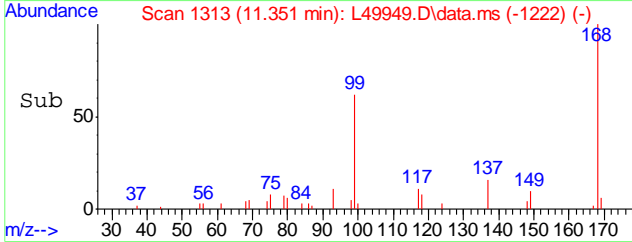
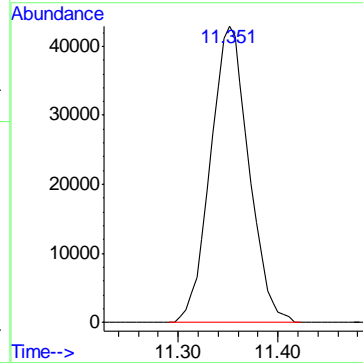
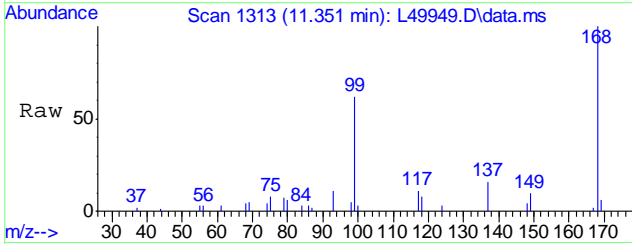
Data Path : C:\msdchem\1\DATA\L160711\  
 Data File : L49949.D  
 Acq On : 11 Jul 2016 2:49 pm  
 Operator : johannat  
 Sample : MB  
 Misc : MS1912,VL1498,5,,,,1  
 ALS Vial : 9 Sample Multiplier: 1

Quant Time: Jul 12 09:24:03 2016  
 Quant Method : C:\msdchem\1\METHODS\VL1485S.M  
 Quant Title : EPA -8260B  
 QLast Update : Mon Jul 11 13:46:33 2016  
 Response via : Initial Calibration



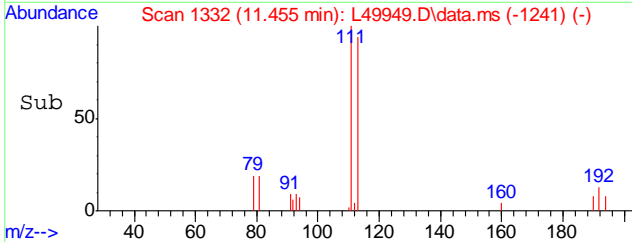
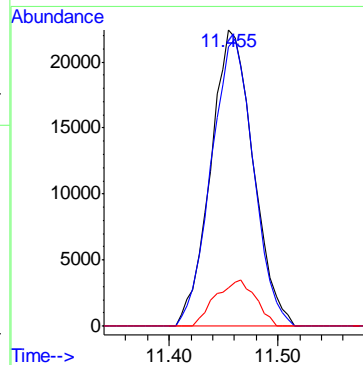
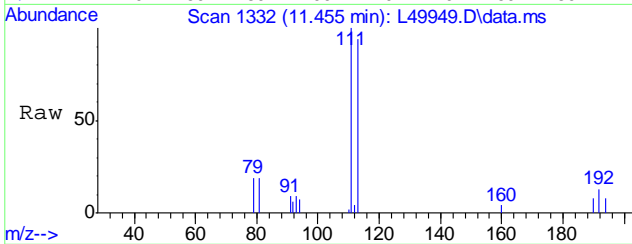


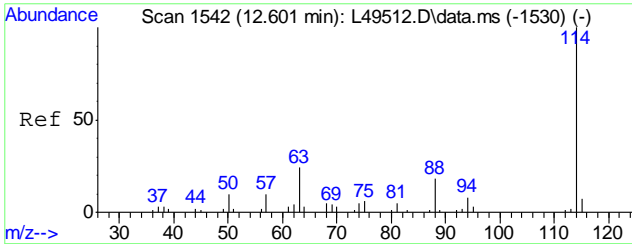
#1  
 Pentafluorobenzene  
 Concen: 20.00 ug/Kg  
 RT: 11.351 min Scan# 1313  
 Delta R.T. -0.005 min  
 Lab File: L49949.D  
 Acq: 11 Jul 2016 2:49 pm  
 Tgt Ion:168 Resp: 1142254



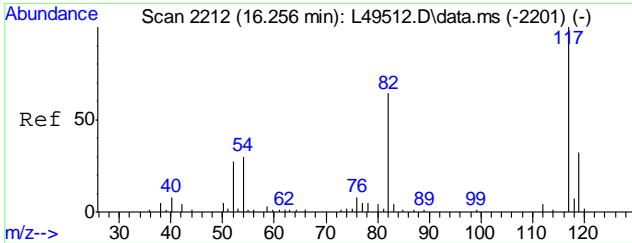
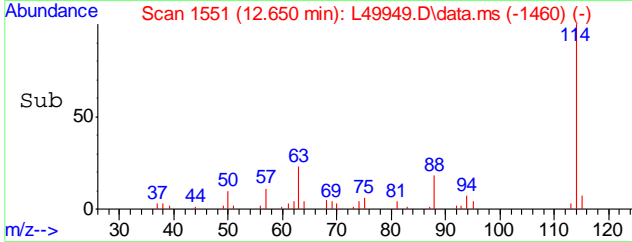
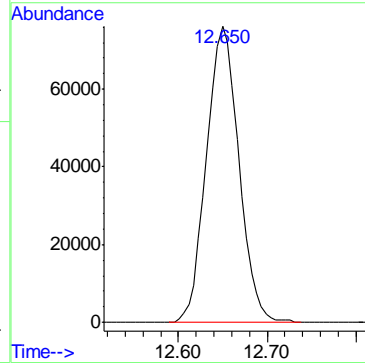
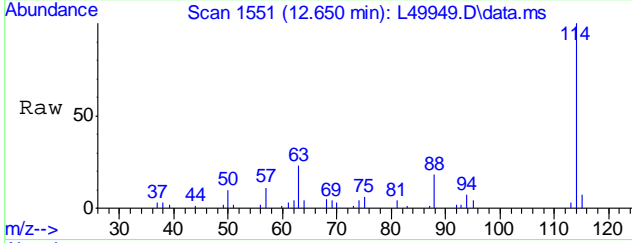
#36  
 Dibromofluoromethane  
 Concen: 17.78 ug/Kg  
 RT: 11.455 min Scan# 1332  
 Delta R.T. -0.005 min  
 Lab File: L49949.D  
 Acq: 11 Jul 2016 2:49 pm  
 Tgt Ion:111 Resp: 608199  

Ion	Ratio	Lower	Upper
111	100		
113	96.1	78.6	118.6
192	14.6	0.0	34.1

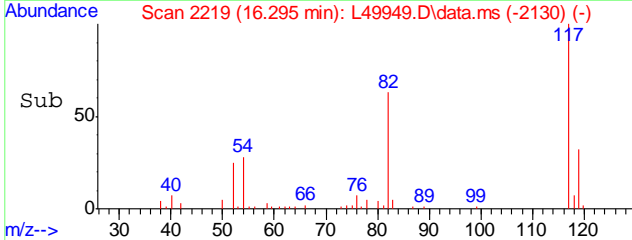
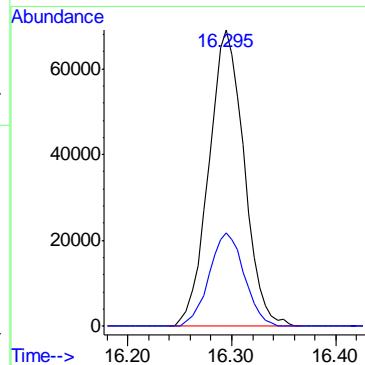
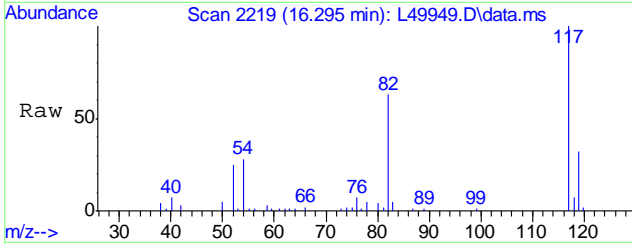




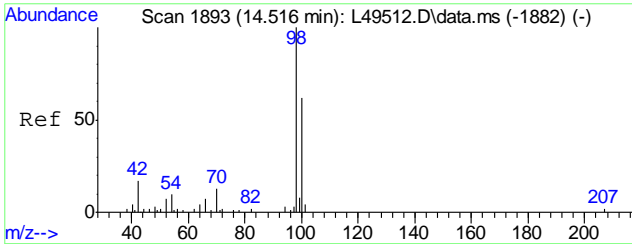
#40  
 1,4-Difluorobenzene  
 Concen: 20.00 ug/Kg  
 RT: 12.650 min Scan# 1551  
 Delta R.T. -0.005 min  
 Lab File: L49949.D  
 Acq: 11 Jul 2016 2:49 pm  
 Tgt Ion:114 Resp: 1932647



#55  
 Chlorobenzene-d5  
 Concen: 20.00 ug/Kg  
 RT: 16.295 min Scan# 2219  
 Delta R.T. -0.016 min  
 Lab File: L49949.D  
 Acq: 11 Jul 2016 2:49 pm  
 Tgt Ion:117 Resp: 1635849  
 Ion Ratio Lower Upper  
 117 100  
 119 31.3 10.2 50.2

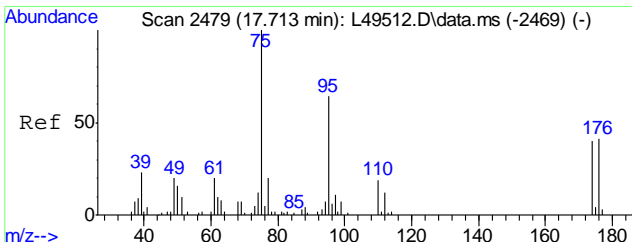
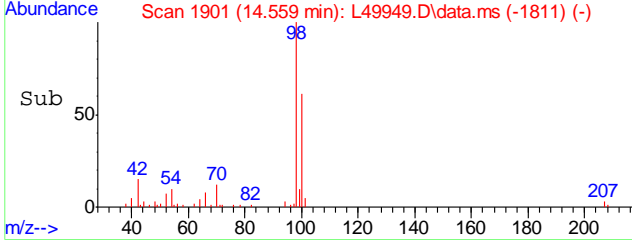
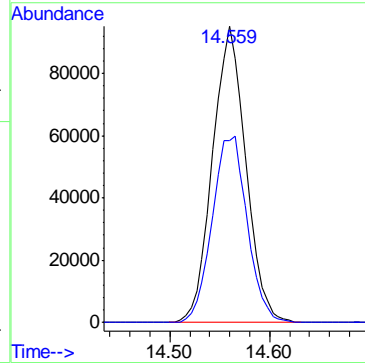
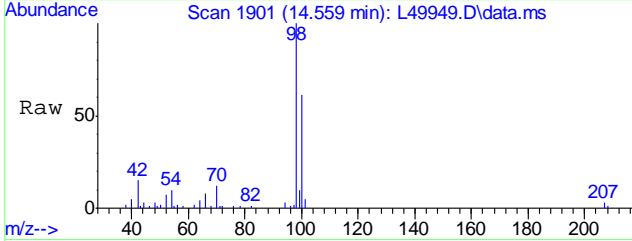






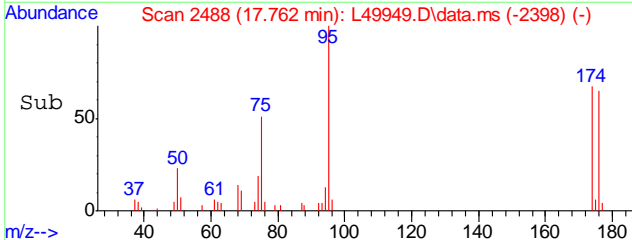
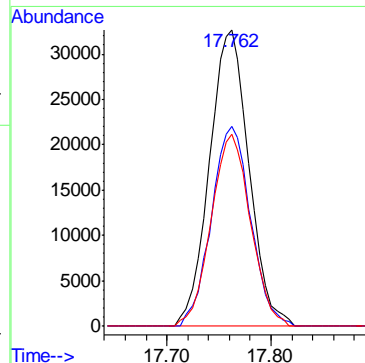
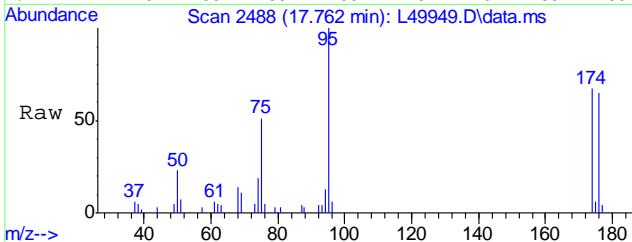
#56  
Toluene-d8  
Concen: 19.07 ug/Kg  
RT: 14.559 min Scan# 1901  
Delta R.T. -0.010 min  
Lab File: L49949.D  
Acq: 11 Jul 2016 2:49 pm

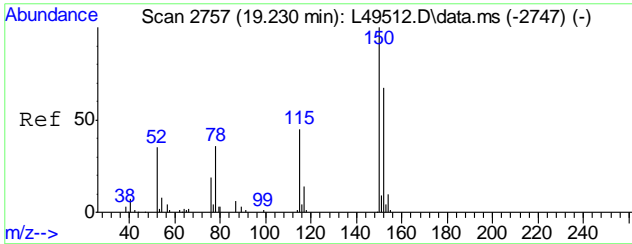
Tgt Ion	Resp	Lower	Upper
98	2203100		
98	100		
100	66.1	45.2	85.2



#74  
4-Bromofluorobenzene  
Concen: 18.01 ug/Kg  
RT: 17.762 min Scan# 2488  
Delta R.T. -0.010 min  
Lab File: L49949.D  
Acq: 11 Jul 2016 2:49 pm

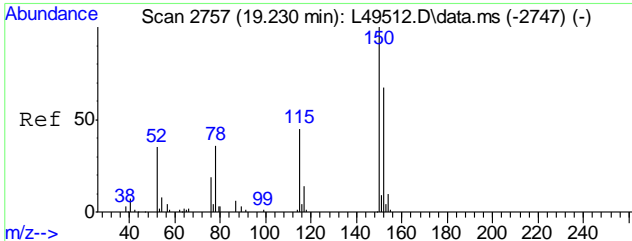
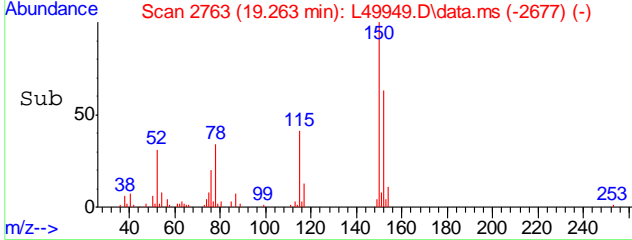
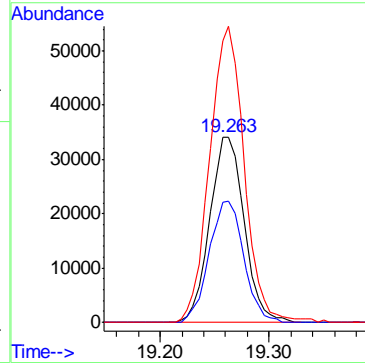
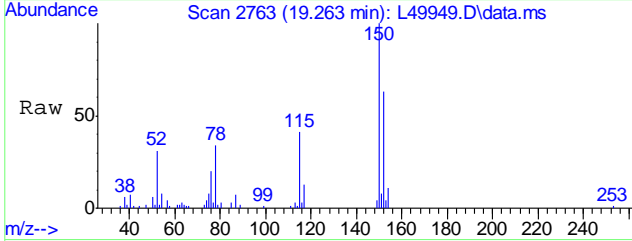
Tgt Ion	Resp	Lower	Upper
95	864909		
95	100		
174	67.2	41.6	81.6
176	64.7	39.6	79.6





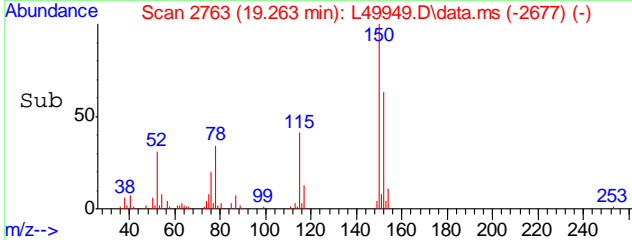
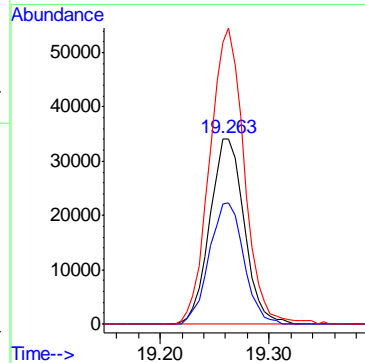
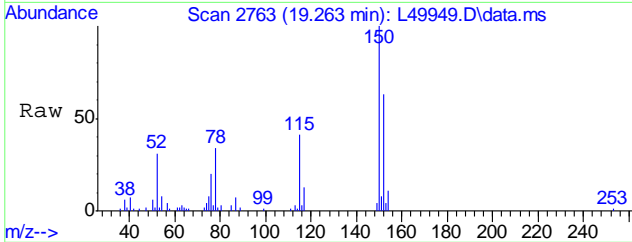
#77  
 1,4-Dichlorobenzene-d4  
 Concen: 20.00 ug/Kg  
 RT: 19.263 min Scan# 2763  
 Delta R.T. -0.030 min  
 Lab File: L49949.D  
 Acq: 11 Jul 2016 2:49 pm

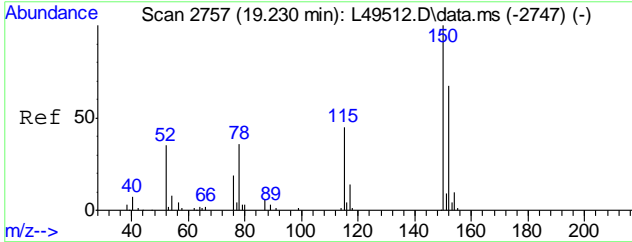
Tgt Ion	Resp	Lower	Upper
152	100		
115	65.7	48.8	88.8
150	160.9	174.3	214.3#



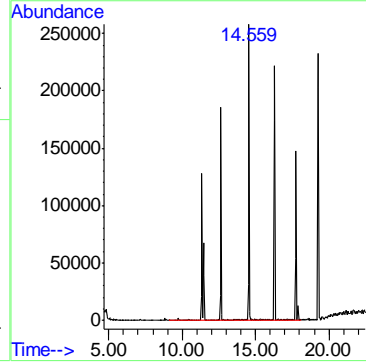
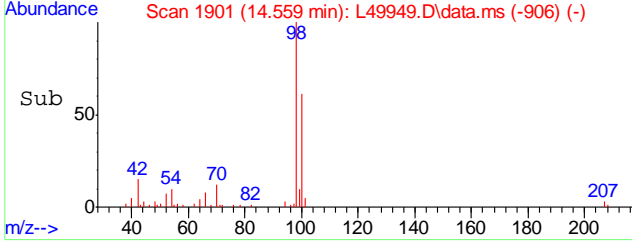
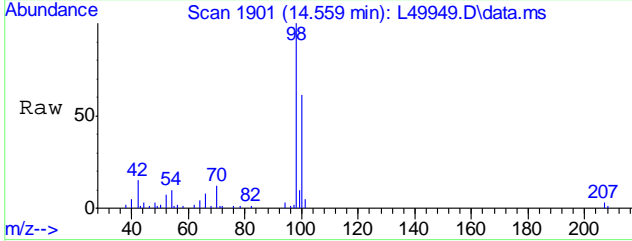
#99  
 1,4-Dichlorobenzene-d4A  
 Concen: 20.00 ug/Kg  
 RT: 19.263 min Scan# 2763  
 Delta R.T. -0.030 min  
 Lab File: L49949.D  
 Acq: 11 Jul 2016 2:49 pm

Tgt Ion	Resp	Lower	Upper
152	100		
115	65.7	41.6	81.6
150	160.9	176.9	216.9#





#100  
TPH-GRO (C6-C10)  
Concen: 62.11 ug/Kg m  
RT: 14.559 min Scan# 1901  
Delta R.T. 0.034 min  
Lab File: L49949.D  
Acq: 11 Jul 2016 2:49 pm  
Tgt Ion:TIC Resp:26536742



6.2.1  
6

Quantitation Report (QT Reviewed)

Data Path : C:\msdchem\1\DATA\L160712\  
 Data File : L49974.D  
 Acq On : 12 Jul 2016 1:43 pm  
 Operator : johannat  
 Sample : MB  
 Misc : MS1912,VL1499,5,,,,,1  
 ALS Vial : 7 Sample Multiplier: 1

Quant Time: Jul 13 08:56:18 2016  
 Quant Method : C:\msdchem\1\METHODS\VL1485S.M  
 Quant Title : EPA -8260B  
 QLast Update : Mon Jul 11 13:46:33 2016  
 Response via : Initial Calibration

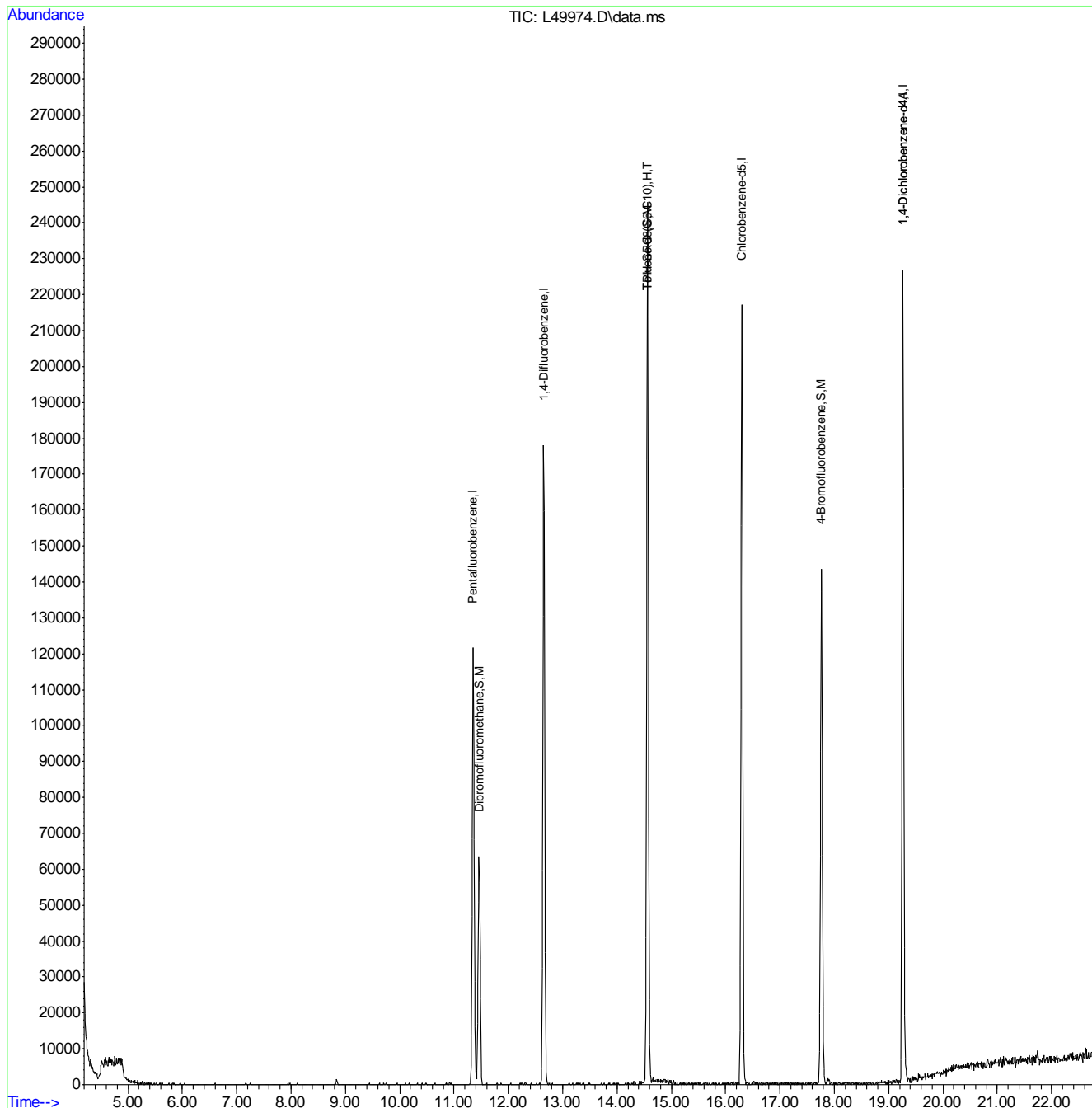
Compound	R.T.	QIon	Response	Conc	Units	Dev(Min)
Internal Standards						
1) Pentafluorobenzene	11.351	168	1074645	20.00	ug/Kg	0.00
40) 1,4-Difluorobenzene	12.650	114	1849379	20.00	ug/Kg	0.00
55) Chlorobenzene-d5	16.295	117	1560138	20.00	ug/Kg	-0.02
77) 1,4-Dichlorobenzene-d4	19.263	152	722968	20.00	ug/Kg	-0.03
99) 1,4-Dichlorobenzene-d4A	19.263	152	722968	20.00	ug/Kg	-0.03
System Monitoring Compounds						
36) Dibromofluoromethane	11.460	111	596002	18.52	ug/Kg	0.00
Spiked Amount	20.000	Range 72 - 140	Recovery	=	92.60%	
56) Toluene-d8	14.559	98	2164680	19.65	ug/Kg	-0.01
Spiked Amount	20.000	Range 87 - 113	Recovery	=	98.25%	
74) 4-Bromofluorobenzene	17.762	95	832676	18.18	ug/Kg	-0.01
Spiked Amount	20.000	Range 81 - 115	Recovery	=	90.90%	
Target Compounds						
100) TPH-GRO (C6-C10)	14.559	TIC	25047508m	58.93	ug/Kg	Qvalue

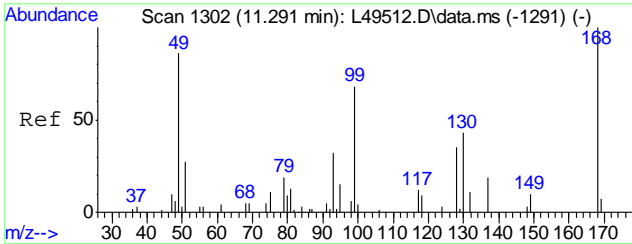
(#) = qualifier out of range (m) = manual integration (+) = signals summed

Quantitation Report (QT Reviewed)

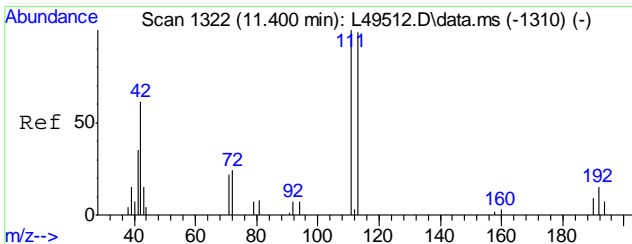
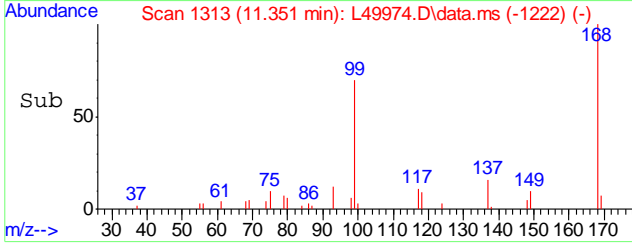
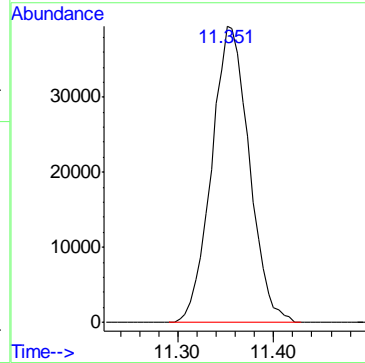
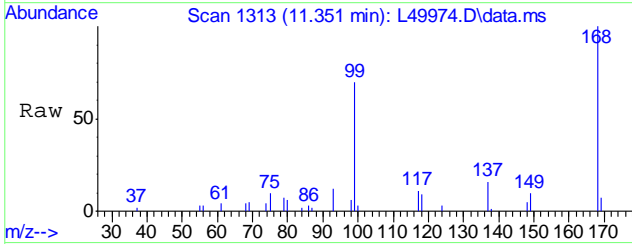
Data Path : C:\msdchem\1\DATA\L160712\  
 Data File : L49974.D  
 Acq On : 12 Jul 2016 1:43 pm  
 Operator : johannat  
 Sample : MB  
 Misc : MS1912,VL1499,5,,,,,1  
 ALS Vial : 7 Sample Multiplier: 1

Quant Time: Jul 13 08:56:18 2016  
 Quant Method : C:\msdchem\1\METHODS\VL1485S.M  
 Quant Title : EPA -8260B  
 QLast Update : Mon Jul 11 13:46:33 2016  
 Response via : Initial Calibration



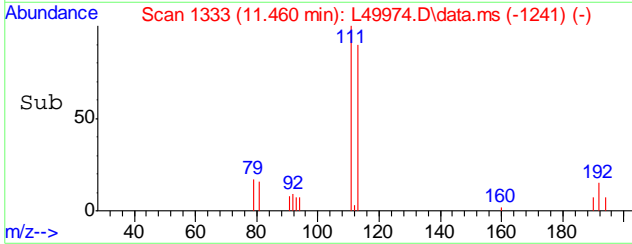
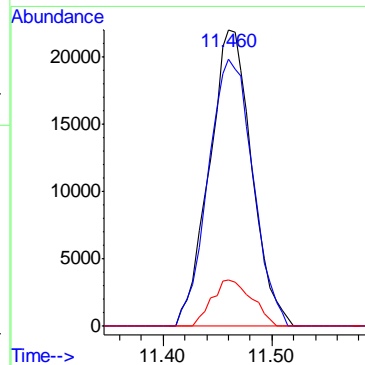
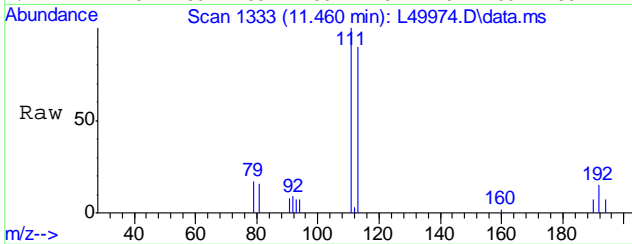


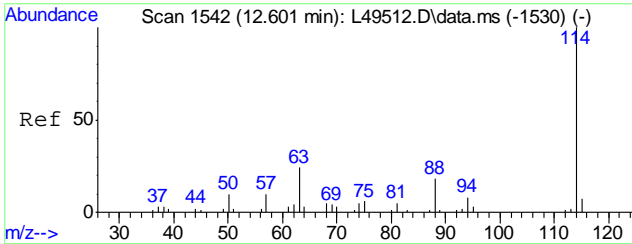
#1  
 Pentafluorobenzene  
 Concen: 20.00 ug/Kg  
 RT: 11.351 min Scan# 1313  
 Delta R.T. -0.005 min  
 Lab File: L49974.D  
 Acq: 12 Jul 2016 1:43 pm  
 Tgt Ion:168 Resp: 1074645



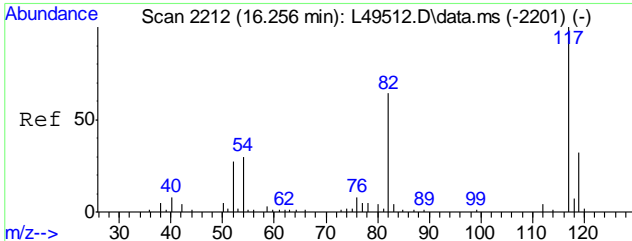
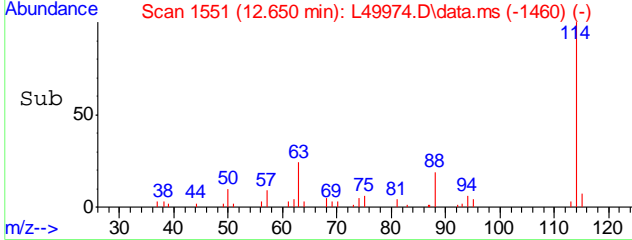
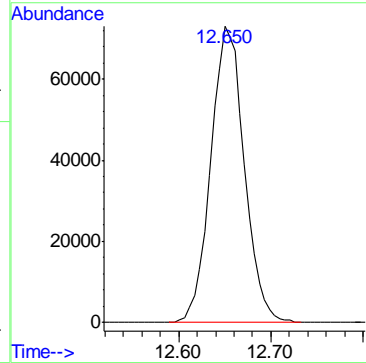
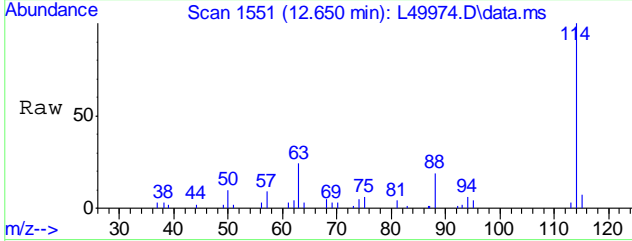
#36  
 Dibromofluoromethane  
 Concen: 18.52 ug/Kg  
 RT: 11.460 min Scan# 1333  
 Delta R.T. 0.000 min  
 Lab File: L49974.D  
 Acq: 12 Jul 2016 1:43 pm

Tgt Ion:111 Resp: 596002  
 Ion Ratio Lower Upper  
 111 100  
 113 94.7 78.6 118.6  
 192 14.6 0.0 34.1

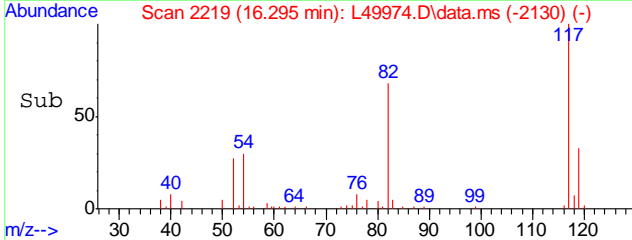
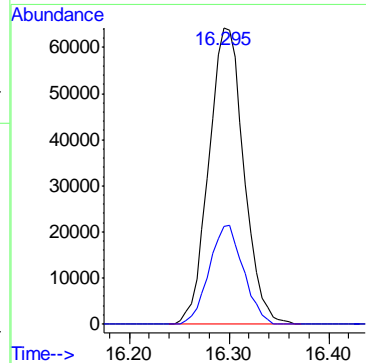
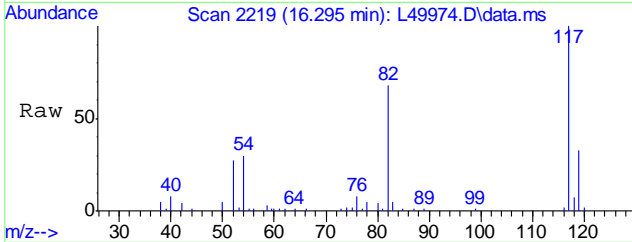


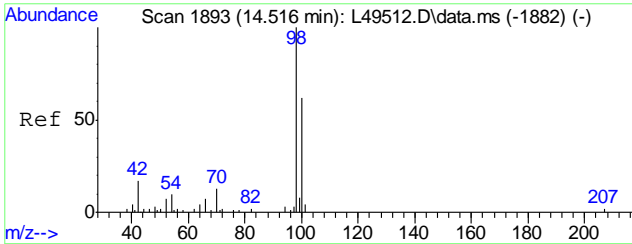


#40  
 1,4-Difluorobenzene  
 Concen: 20.00 ug/Kg  
 RT: 12.650 min Scan# 1551  
 Delta R.T. -0.005 min  
 Lab File: L49974.D  
 Acq: 12 Jul 2016 1:43 pm  
 Tgt Ion:114 Resp: 1849379



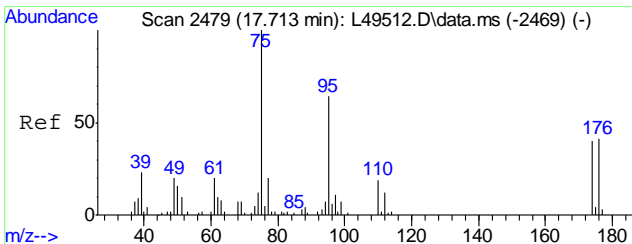
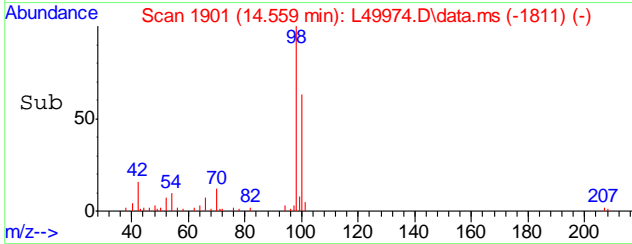
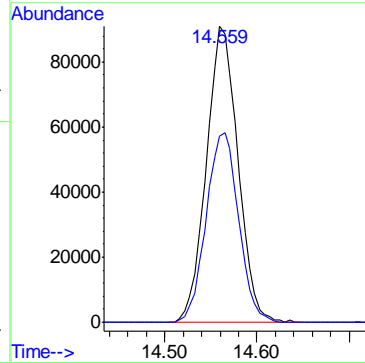
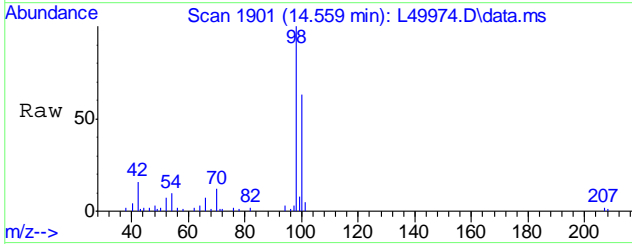
#55  
 Chlorobenzene-d5  
 Concen: 20.00 ug/Kg  
 RT: 16.295 min Scan# 2219  
 Delta R.T. -0.016 min  
 Lab File: L49974.D  
 Acq: 12 Jul 2016 1:43 pm  
 Tgt Ion:117 Resp: 1560138  
 Ion Ratio Lower Upper  
 117 100  
 119 32.6 10.2 50.2





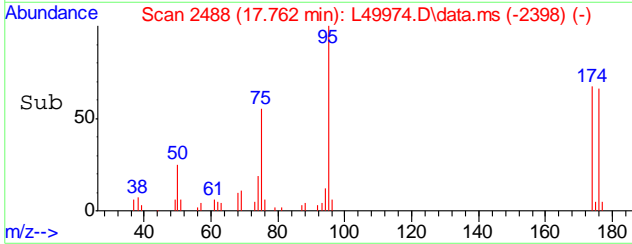
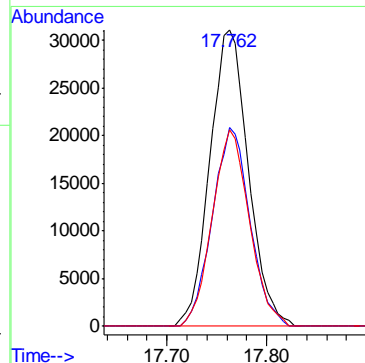
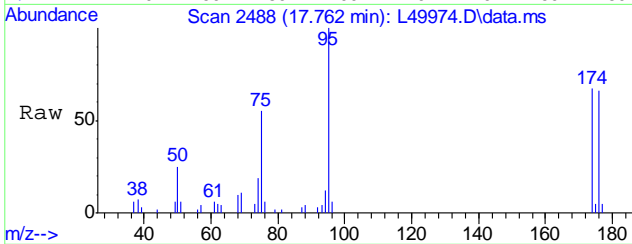
#56  
Toluene-d8  
Concen: 19.65 ug/Kg  
RT: 14.559 min Scan# 1901  
Delta R.T. -0.010 min  
Lab File: L49974.D  
Acq: 12 Jul 2016 1:43 pm

Tgt Ion: 98 Resp: 2164680  
Ion Ratio Lower Upper  
98 100  
100 65.5 45.2 85.2

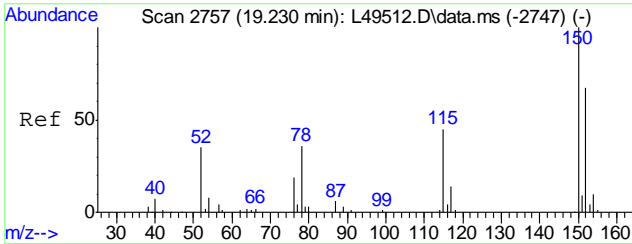


#74  
4-Bromofluorobenzene  
Concen: 18.18 ug/Kg  
RT: 17.762 min Scan# 2488  
Delta R.T. -0.010 min  
Lab File: L49974.D  
Acq: 12 Jul 2016 1:43 pm

Tgt Ion: 95 Resp: 832676  
Ion Ratio Lower Upper  
95 100  
174 65.4 41.6 81.6  
176 63.9 39.6 79.6

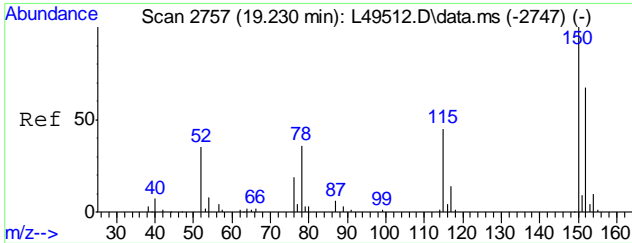
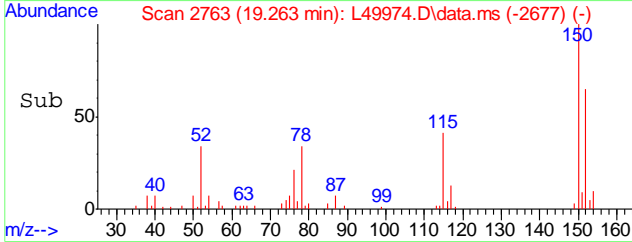
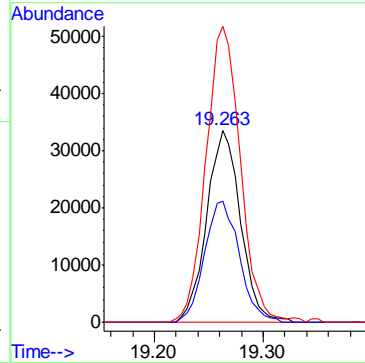
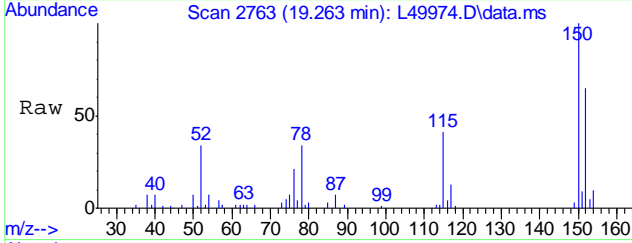






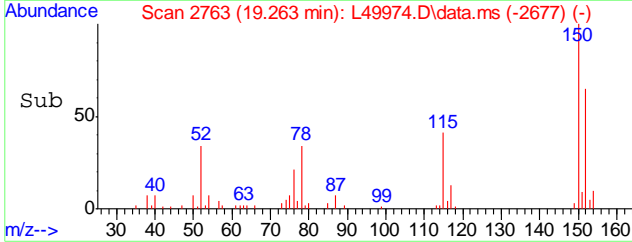
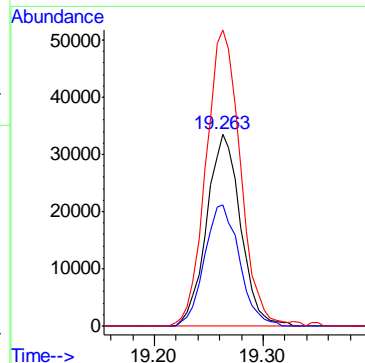
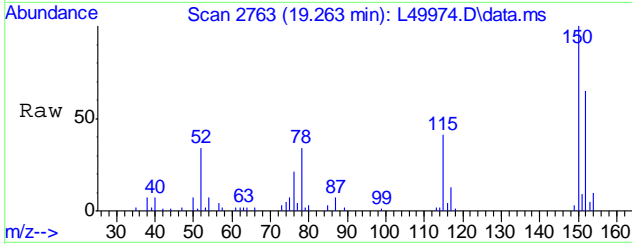
#77  
 1,4-Dichlorobenzene-d4  
 Concen: 20.00 ug/Kg  
 RT: 19.263 min Scan# 2763  
 Delta R.T. -0.030 min  
 Lab File: L49974.D  
 Acq: 12 Jul 2016 1:43 pm

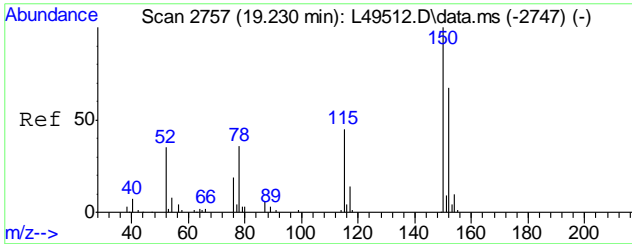
Tgt Ion	Resp	Lower	Upper
152	100		
115	64.8	48.8	88.8
150	157.0	174.3	214.3#



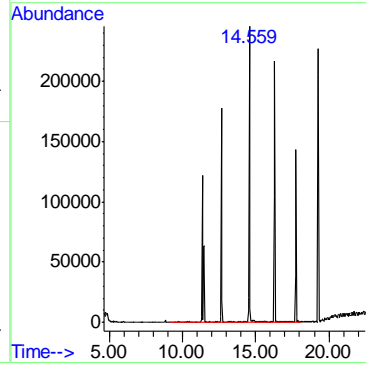
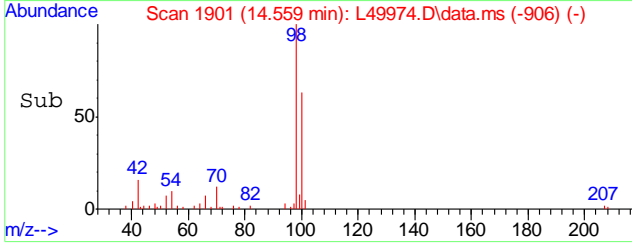
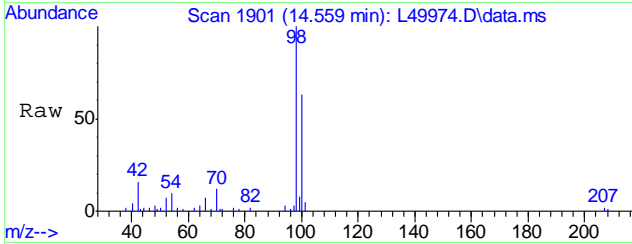
#99  
 1,4-Dichlorobenzene-d4A  
 Concen: 20.00 ug/Kg  
 RT: 19.263 min Scan# 2763  
 Delta R.T. -0.030 min  
 Lab File: L49974.D  
 Acq: 12 Jul 2016 1:43 pm

Tgt Ion	Resp	Lower	Upper
152	100		
115	64.8	41.6	81.6
150	157.0	176.9	216.9#





#100  
TPH-GRO (C6-C10)  
Concen: 58.93 ug/Kg m  
RT: 14.559 min Scan# 1901  
Delta R.T. 0.034 min  
Lab File: L49974.D  
Acq: 12 Jul 2016 1:43 pm  
Tgt Ion:TIC Resp:25047508



6.2.2  
6

Quantitation Report (QT Reviewed)

Data Path : C:\MSDCHEM\1\DATA\M160713\  
 Data File : M61834.D  
 Acq On : 13 Jul 2016 1:58 pm  
 Operator : johannat  
 Sample : MB  
 Misc : MS1912,VM1859,5,,,,,1  
 ALS Vial : 8 Sample Multiplier: 1

Quant Time: Jul 13 16:34:20 2016  
 Quant Method : C:\MSDCHEM\1\METHODS\VM1848S.M  
 Quant Title : EPA 8260B  
 QLast Update : Fri Jun 24 10:07:55 2016  
 Response via : Initial Calibration

Internal Standards	R.T.	QIon	Response	Conc	Units	Dev(Min)
1) Pentafluorobenzene	11.351	168	163557	20.00	ppb	0.00
40) 1,4-Difluorobenzene	12.670	114	244456	20.00	ppb	0.00
55) Chlorobenzene-d5	16.374	117	235313	20.00	ppb	0.00
77) 1,4-Dichlorobenzene-d4	19.361	152	128649	20.00	ppb	0.00
99) 1,4-Dichlorobenzene-d4A	19.361	152	128649	20.00	ppb	0.02

System Monitoring Compounds

36) Dibromofluoromethane	11.467	111	79332	19.13	ppb	0.00
Spiked Amount	20.000	Range 80 - 136	Recovery =	95.65%		
56) Toluene-d8	14.601	98	285757	18.61	ppb	0.00
Spiked Amount	20.000	Range 88 - 113	Recovery =	93.05%		
74) 4-Bromofluorobenzene	17.862	95	122149	20.23	ppb	0.00
Spiked Amount	20.000	Range 79 - 115	Recovery =	101.15%		

Target Compounds

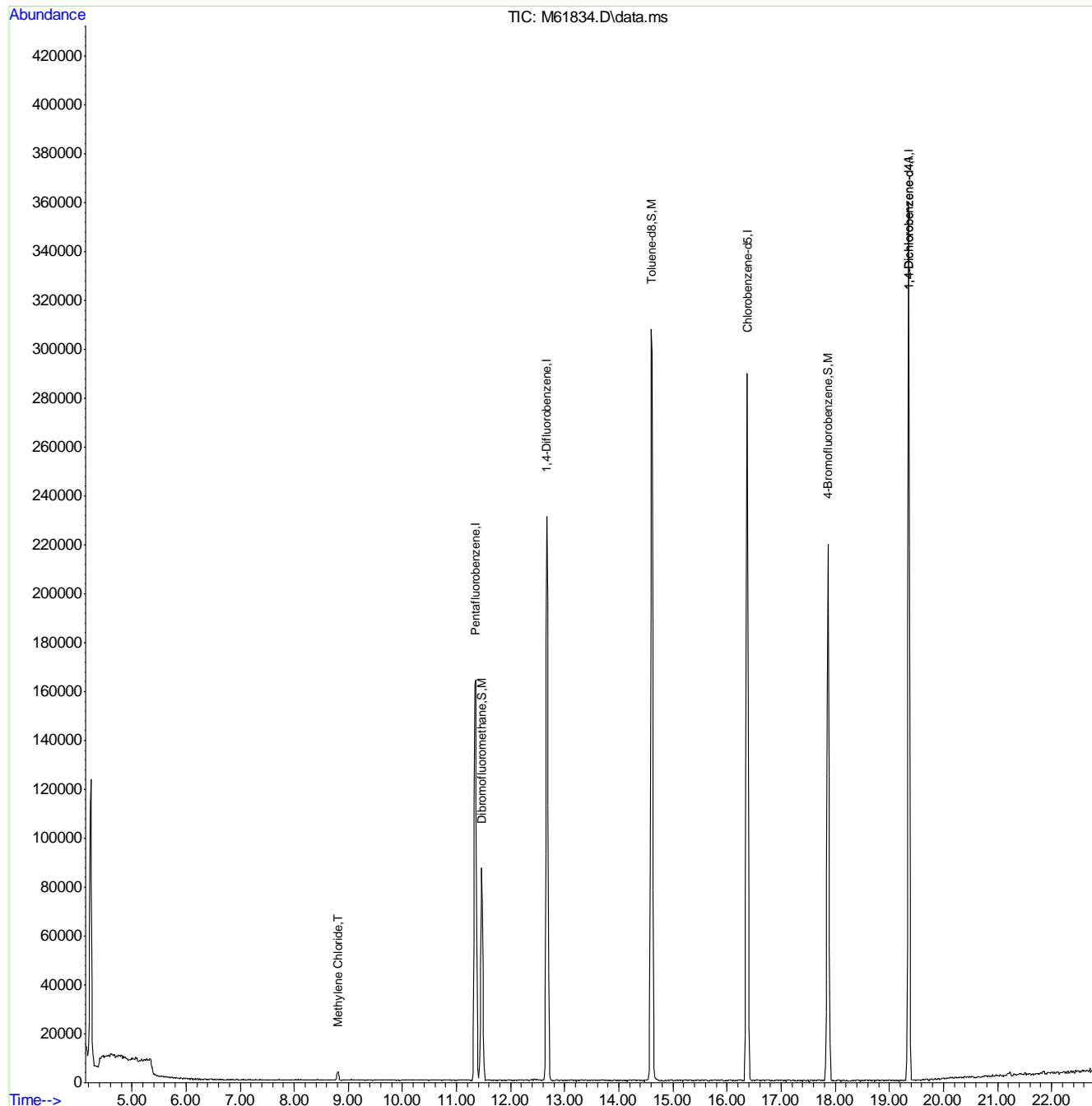
					Qvalue	
19) Methylene Chloride	8.808	84	2606	0.45	ppb	# 75

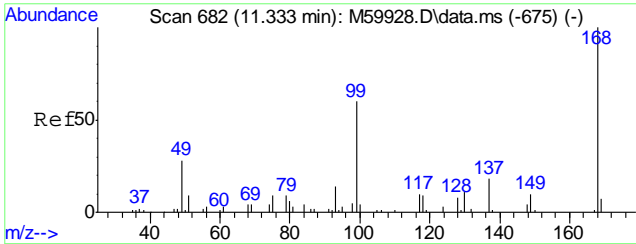
(#) = qualifier out of range (m) = manual integration (+) = signals summed

Quantitation Report (QT Reviewed)

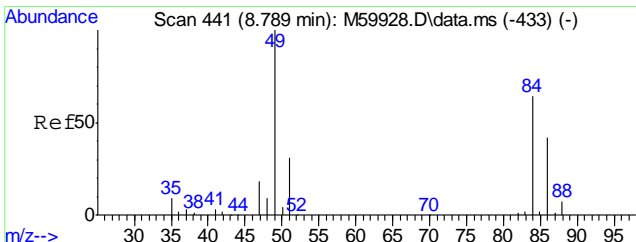
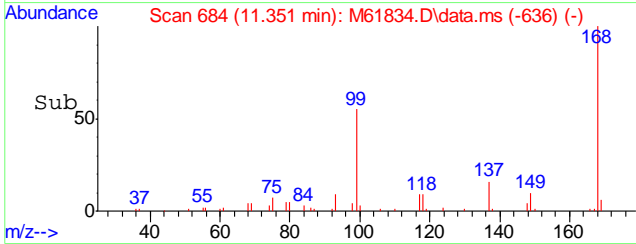
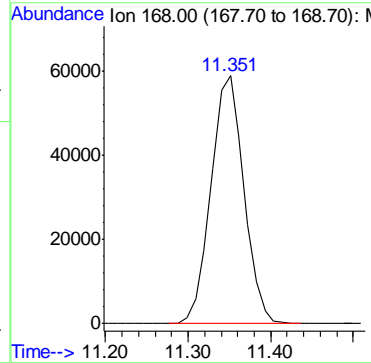
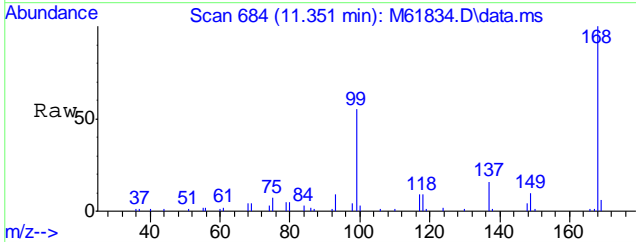
Data Path : C:\MSDCHEM\1\DATA\M160713\  
 Data File : M61834.D  
 Acq On : 13 Jul 2016 1:58 pm  
 Operator : johannat  
 Sample : MB  
 Misc : MS1912,VM1859,5,,,,,1  
 ALS Vial : 8 Sample Multiplier: 1

Quant Time: Jul 13 16:34:20 2016  
 Quant Method : C:\MSDCHEM\1\METHODS\VM1848S.M  
 Quant Title : EPA 8260B  
 QLast Update : Fri Jun 24 10:07:55 2016  
 Response via : Initial Calibration



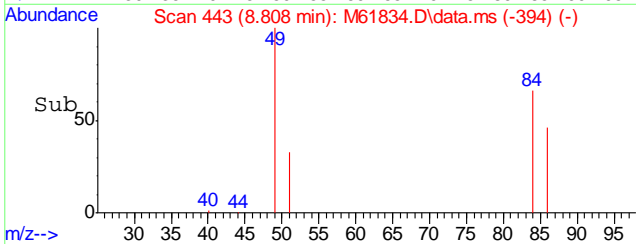
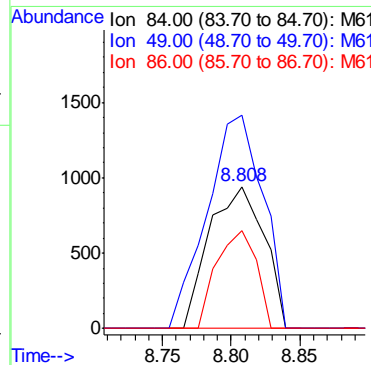
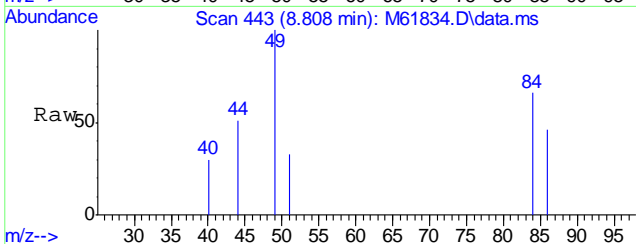


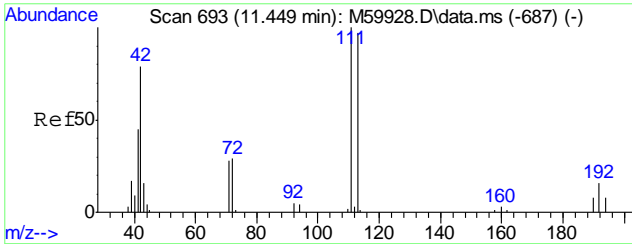
#1  
 Pentafluorobenzene  
 Concen: 20.00 ppb  
 RT: 11.351 min Scan# 684  
 Delta R.T. 0.008 min  
 Lab File: M61834.D  
 Acq: 13 Jul 2016 1:58 pm  
 Tgt Ion:168 Resp: 163557



#19  
 Methylene Chloride  
 Concen: 0.45 ppb  
 RT: 8.808 min Scan# 443  
 Delta R.T. 0.018 min  
 Lab File: M61834.D  
 Acq: 13 Jul 2016 1:58 pm  
 Tgt Ion: 84 Resp: 2606  

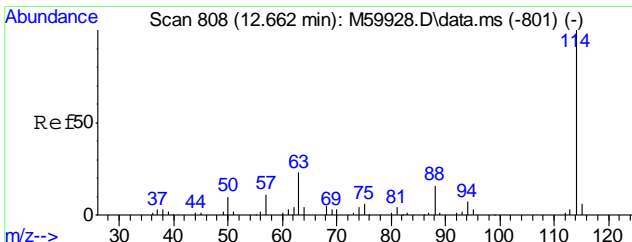
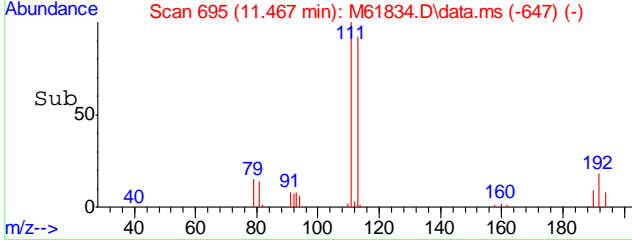
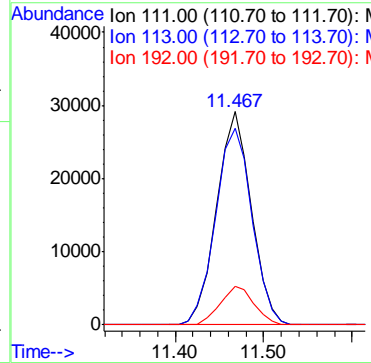
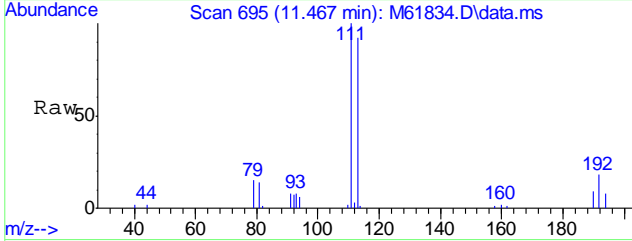
Ion	Ratio	Lower	Upper
84	100		
49	152.3	134.5	174.5
86	0.0	43.8	83.8#





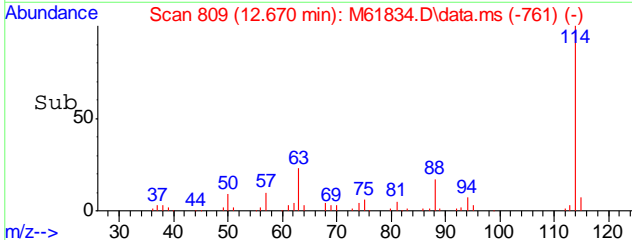
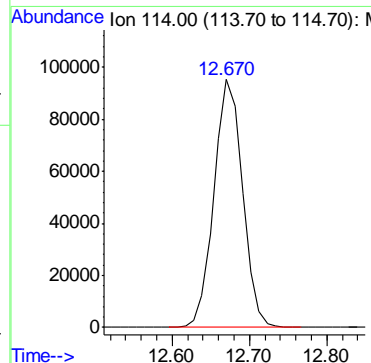
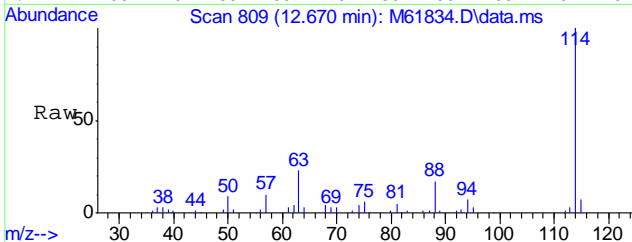
#36  
 Dibromofluoromethane  
 Concen: 19.13 ppb  
 RT: 11.467 min Scan# 695  
 Delta R.T. 0.008 min  
 Lab File: M61834.D  
 Acq: 13 Jul 2016 1:58 pm

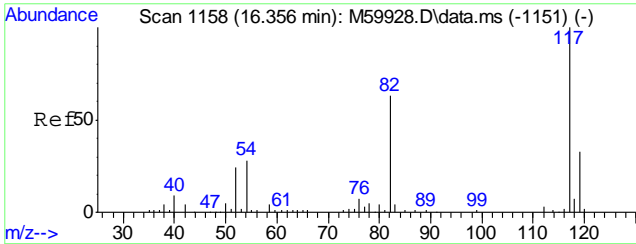
Tgt Ion	Resp	Lower	Upper
111	79332	100	
113	96.8	77.7	117.7
192	17.6	0.0	36.3



#40  
 1,4-Difluorobenzene  
 Concen: 20.00 ppb  
 RT: 12.670 min Scan# 809  
 Delta R.T. 0.008 min  
 Lab File: M61834.D  
 Acq: 13 Jul 2016 1:58 pm

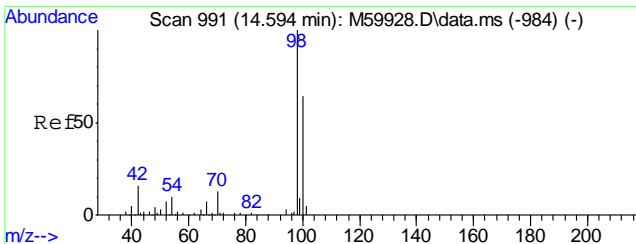
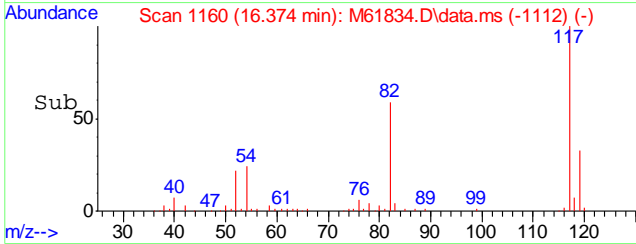
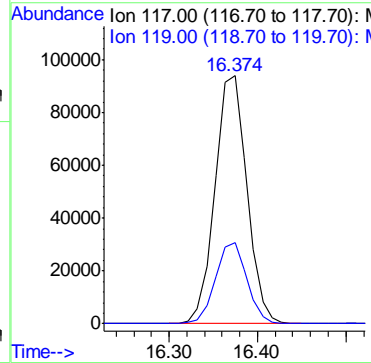
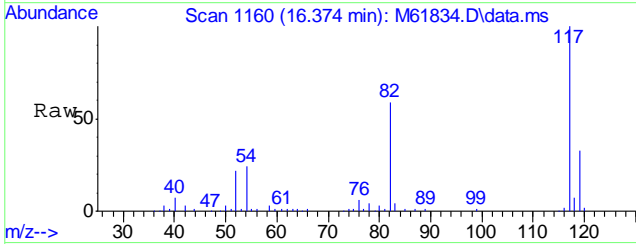
Tgt Ion:114 Resp: 244456





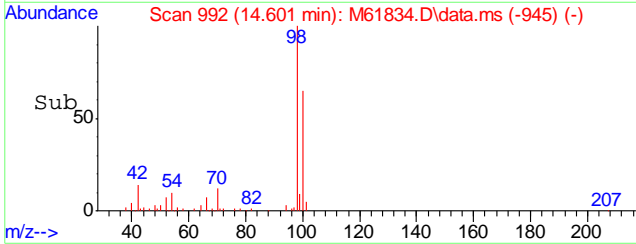
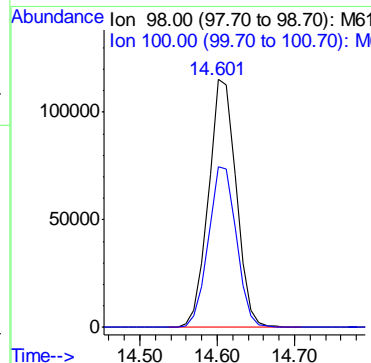
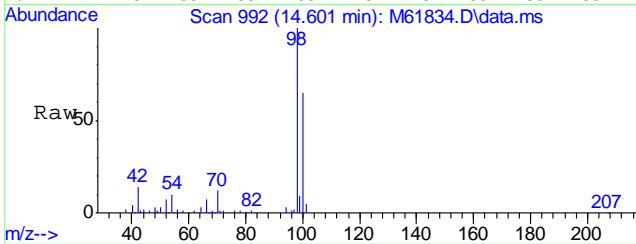
#55  
Chlorobenzene-d5  
Concen: 20.00 ppb  
RT: 16.374 min Scan# 1160  
Delta R.T. 0.008 min  
Lab File: M61834.D  
Acq: 13 Jul 2016 1:58 pm

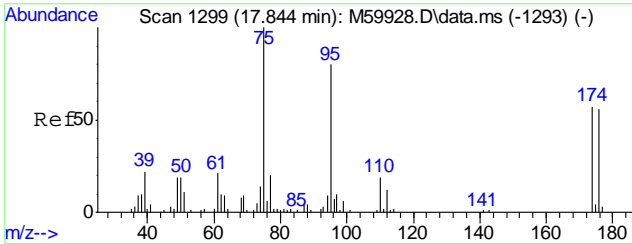
Tgt Ion	Resp	Lower	Upper
117	235313	100	
119	32.4	11.2	51.2



#56  
Toluene-d8  
Concen: 18.61 ppb  
RT: 14.601 min Scan# 992  
Delta R.T. -0.003 min  
Lab File: M61834.D  
Acq: 13 Jul 2016 1:58 pm

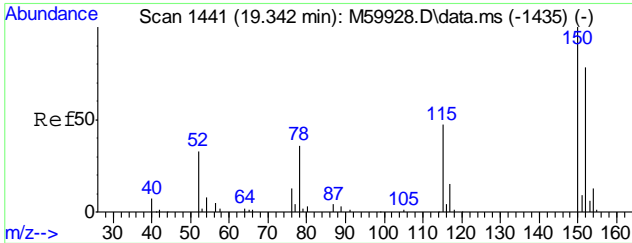
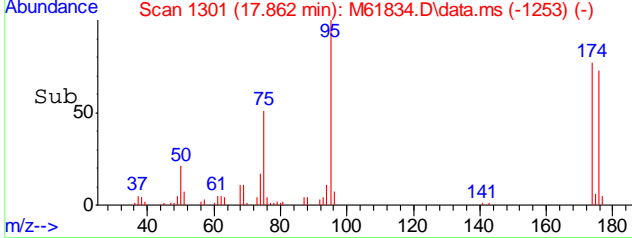
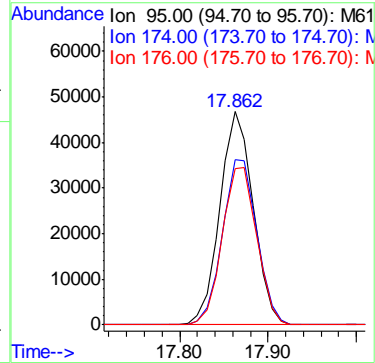
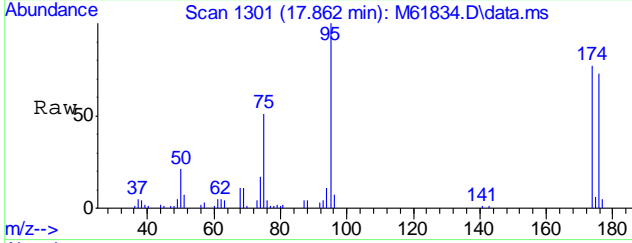
Tgt Ion	Resp	Lower	Upper
98	285757	100	
100	65.4	44.3	84.3





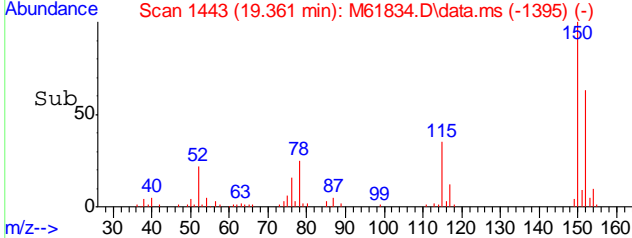
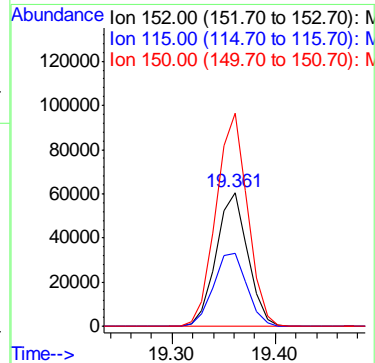
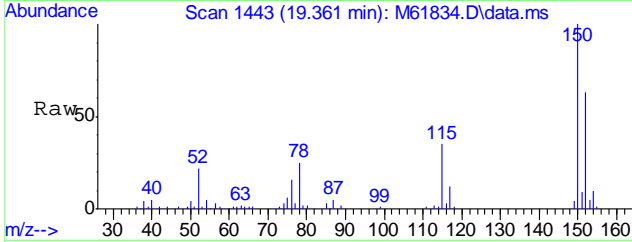
#74  
4-Bromofluorobenzene  
Concen: 20.23 ppb  
RT: 17.862 min Scan# 1301  
Delta R.T. 0.008 min  
Lab File: M61834.D  
Acq: 13 Jul 2016 1:58 pm

Tgt Ion	Resp	Lower	Upper
95	122149		
174	80.1	54.3	94.3
176	76.8	51.5	91.5

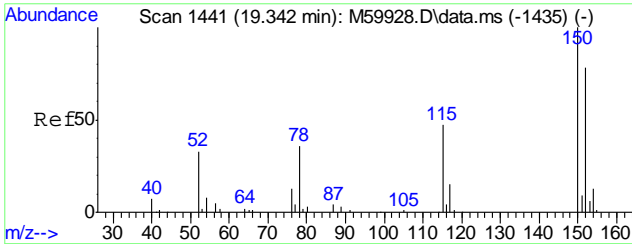


#77  
1,4-Dichlorobenzene-d4  
Concen: 20.00 ppb  
RT: 19.361 min Scan# 1443  
Delta R.T. 0.008 min  
Lab File: M61834.D  
Acq: 13 Jul 2016 1:58 pm

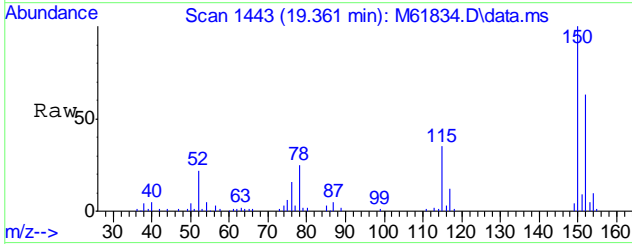
Tgt Ion	Resp	Lower	Upper
152	128649		
115	58.5	40.9	80.9
150	159.1	178.6	218.6#



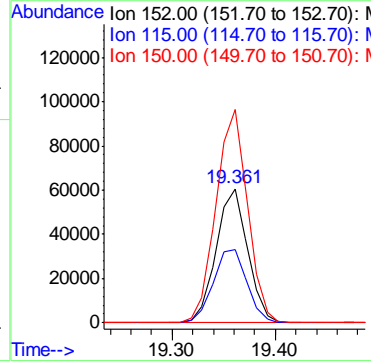
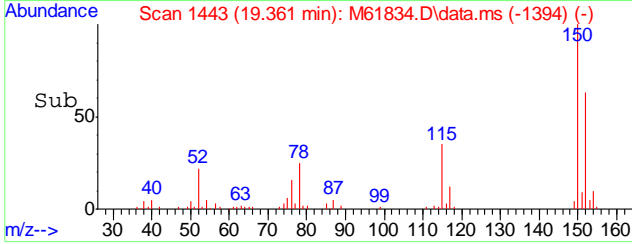




#99  
 1,4-Dichlorobenzene-d4A  
 Concen: 20.00 ppb  
 RT: 19.361 min Scan# 1443  
 Delta R.T. 0.019 min  
 Lab File: M61834.D  
 Acq: 13 Jul 2016 1:58 pm



Tgt Ion	Resp	Lower	Upper
152	128649		
152	100		
115	58.5	37.3	77.3
150	159.1	176.0	216.0#



6.2.3

6

Quantitation Report (QT Reviewed)

Data Path : C:\MSDCHEM\1\DATA\M160718\  
 Data File : M61913.D  
 Acq On : 18 Jul 2016 4:51 pm  
 Operator : johannat  
 Sample : MB  
 Misc : MS1912,VM1861,5,,,,,1  
 ALS Vial : 7 Sample Multiplier: 1

Quant Time: Jul 19 09:00:23 2016  
 Quant Method : C:\MSDCHEM\1\METHODS\VM1860S.M  
 Quant Title : EPA 8260B  
 QLast Update : Mon Jul 18 09:14:24 2016  
 Response via : Initial Calibration

Internal Standards	R.T.	QIon	Response	Conc	Units	Dev(Min)
1) Pentafluorobenzene	11.342	168	160520	20.00	ppb	0.00
40) 1,4-Difluorobenzene	12.672	114	244448	20.00	ppb	0.00
55) Chlorobenzene-d5	16.365	117	241467	20.00	ppb	0.00
77) 1,4-Dichlorobenzene-d4	19.352	152	137692	20.00	ppb	0.00
99) 1,4-Dichlorobenzene-d4A	19.352	152	137692	20.00	ppb	0.00

System Monitoring Compounds

36) Dibromofluoromethane	11.458	111	76953	20.20	ppb	0.00
Spiked Amount	20.000	Range 80 - 136	Recovery =	101.00%		
56) Toluene-d8	14.603	98	289959	19.70	ppb	0.00
Spiked Amount	20.000	Range 88 - 113	Recovery =	98.50%		
74) 4-Bromofluorobenzene	17.864	95	125901	20.59	ppb	0.00
Spiked Amount	20.000	Range 79 - 115	Recovery =	102.95%		

Target Compounds

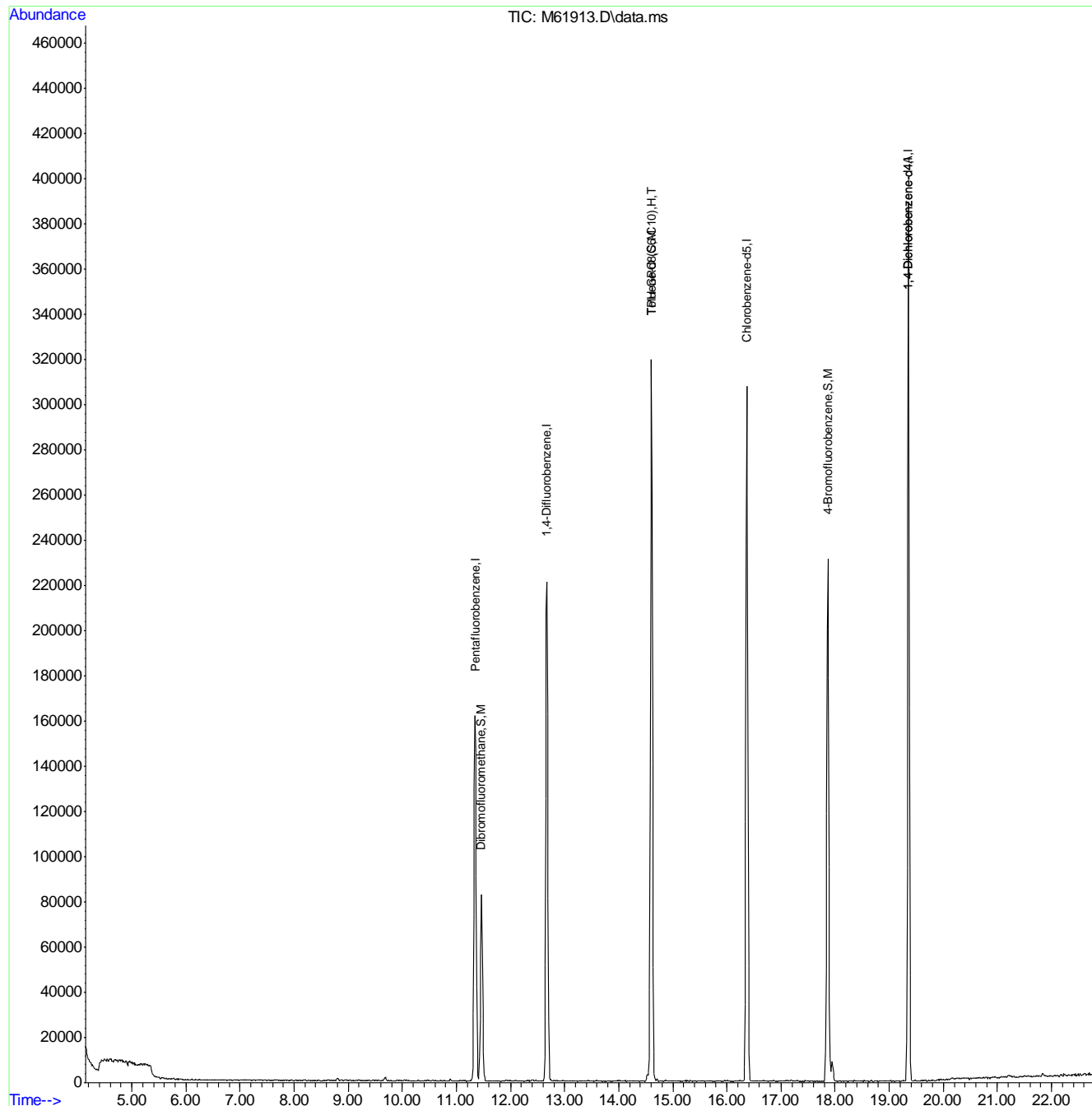
					Qvalue
100) TPH-GRO (C6-C10)	14.603	TIC	3662668m	34.74	ppb

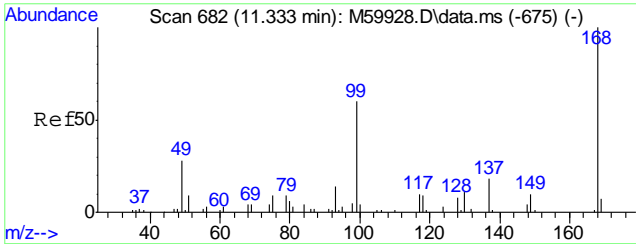
(#) = qualifier out of range (m) = manual integration (+) = signals summed

Quantitation Report (QT Reviewed)

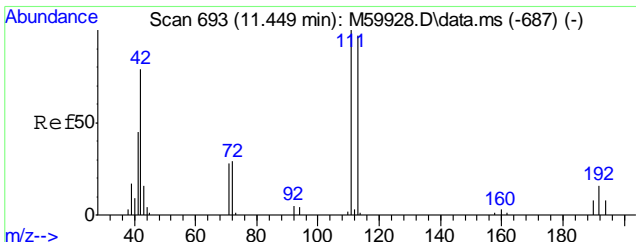
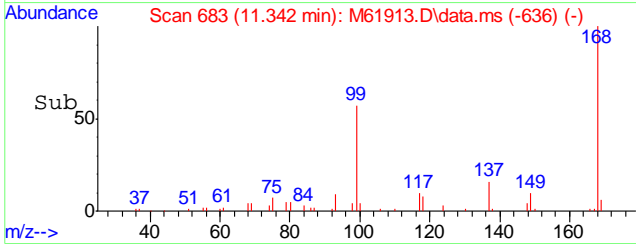
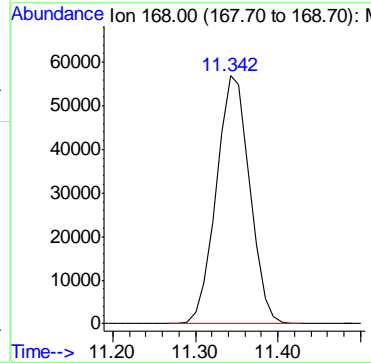
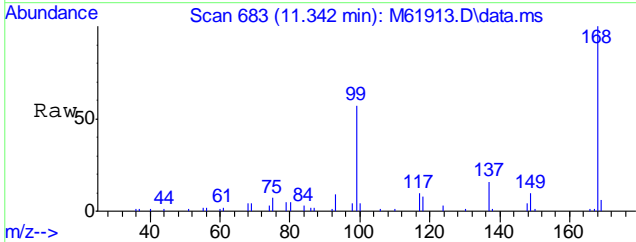
Data Path : C:\MSDCHEM\1\DATA\M160718\  
 Data File : M61913.D  
 Acq On : 18 Jul 2016 4:51 pm  
 Operator : johannat  
 Sample : MB  
 Misc : MS1912,VM1861,5,,,,,1  
 ALS Vial : 7 Sample Multiplier: 1

Quant Time: Jul 19 09:00:23 2016  
 Quant Method : C:\MSDCHEM\1\METHODS\VM1860S.M  
 Quant Title : EPA 8260B  
 QLast Update : Mon Jul 18 09:14:24 2016  
 Response via : Initial Calibration



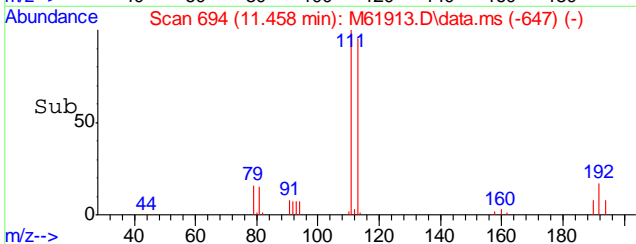
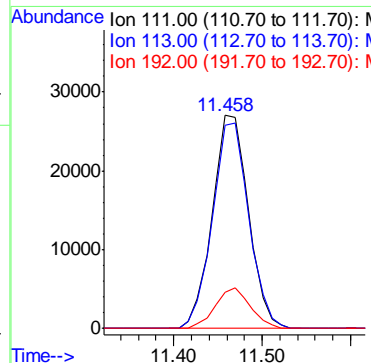
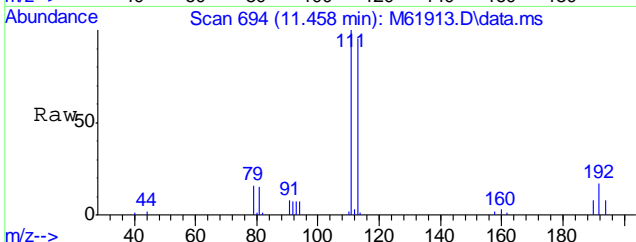


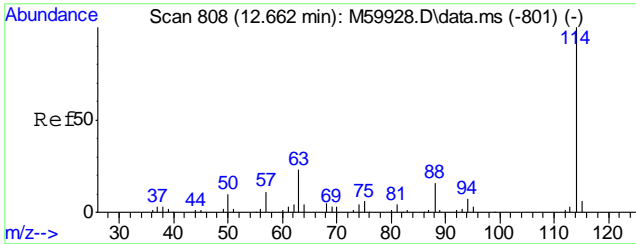
#1  
 Pentafluorobenzene  
 Concen: 20.00 ppb  
 RT: 11.342 min Scan# 683  
 Delta R.T. -0.001 min  
 Lab File: M61913.D  
 Acq: 18 Jul 2016 4:51 pm  
 Tgt Ion:168 Resp: 160520



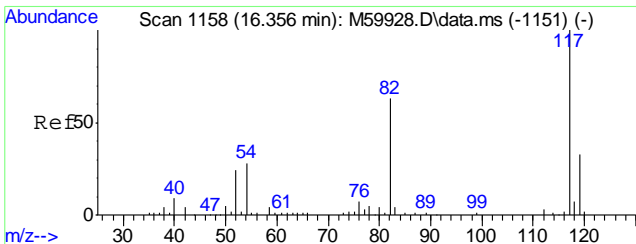
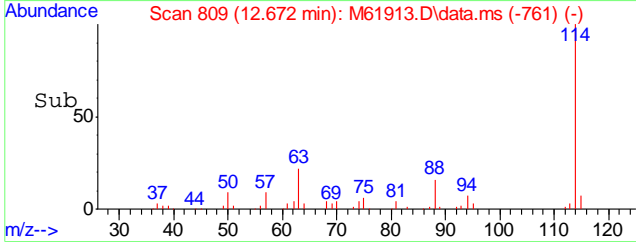
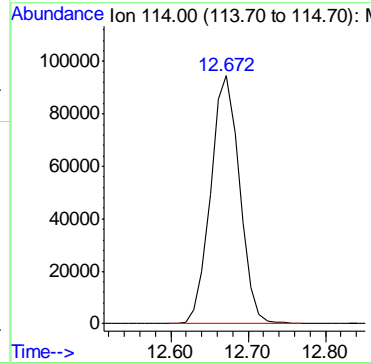
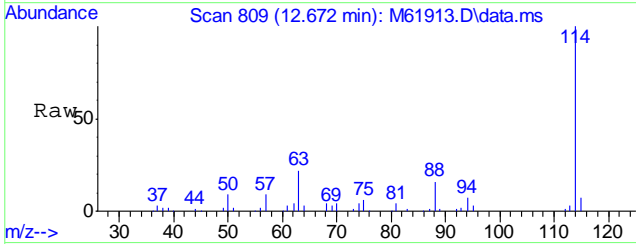
#36  
 Dibromofluoromethane  
 Concen: 20.20 ppb  
 RT: 11.458 min Scan# 694  
 Delta R.T. -0.001 min  
 Lab File: M61913.D  
 Acq: 18 Jul 2016 4:51 pm  
 Tgt Ion:111 Resp: 76953  

Ion	Ratio	Lower	Upper
111	100		
113	96.8	77.7	117.7
192	18.5	0.0	36.3

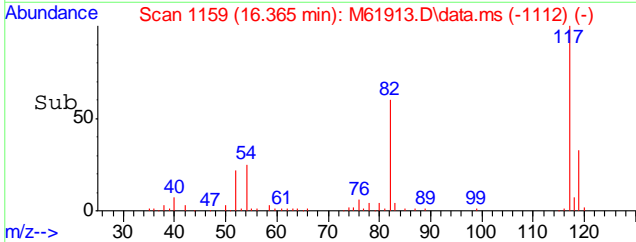
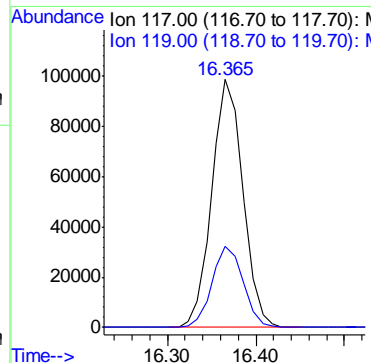
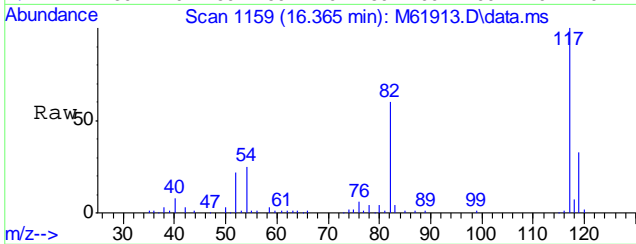


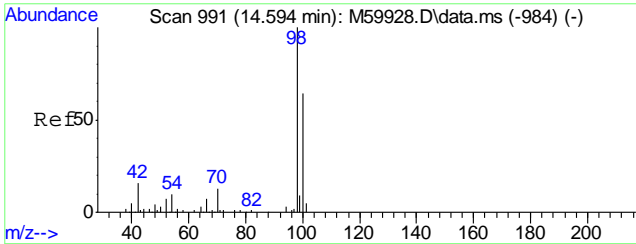


#40  
 1,4-Difluorobenzene  
 Concen: 20.00 ppb  
 RT: 12.672 min Scan# 809  
 Delta R.T. 0.010 min  
 Lab File: M61913.D  
 Acq: 18 Jul 2016 4:51 pm  
 Tgt Ion:114 Resp: 244448



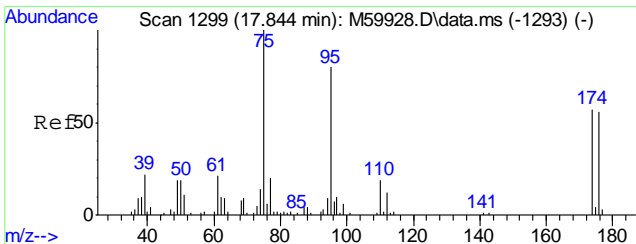
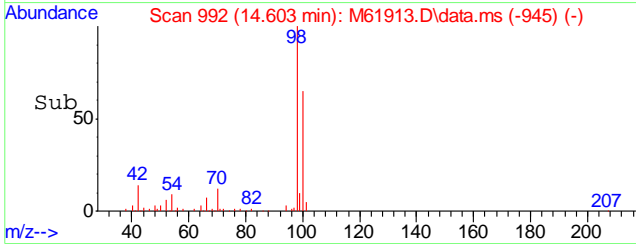
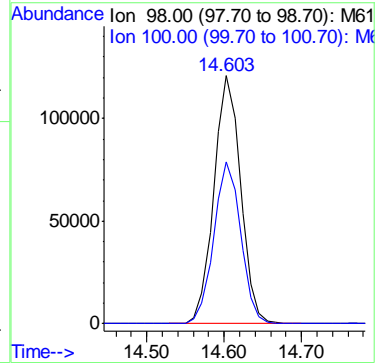
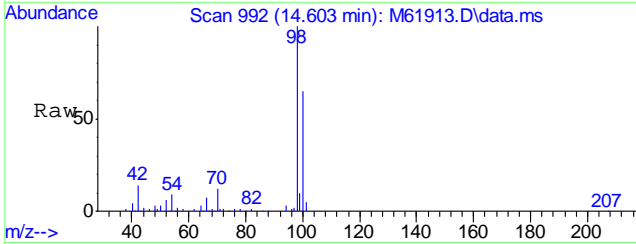
#55  
 Chlorobenzene-d5  
 Concen: 20.00 ppb  
 RT: 16.365 min Scan# 1159  
 Delta R.T. -0.001 min  
 Lab File: M61913.D  
 Acq: 18 Jul 2016 4:51 pm  
 Tgt Ion:117 Resp: 241467  
 Ion Ratio Lower Upper  
 117 100  
 119 32.7 11.2 51.2





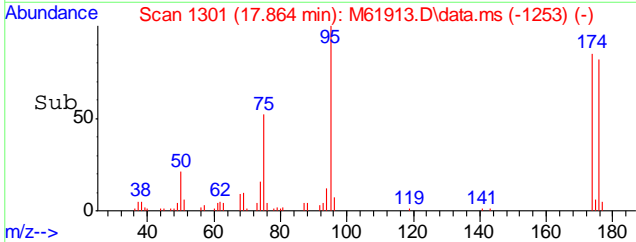
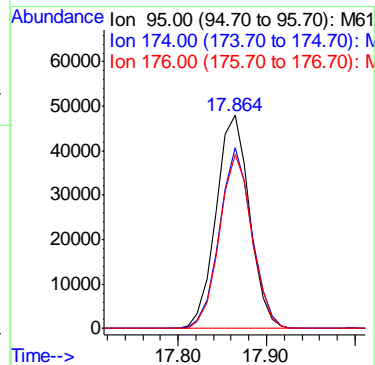
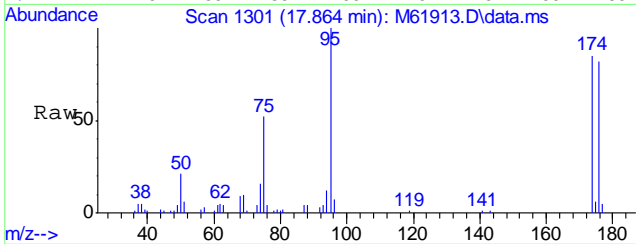
#56  
Toluene-d8  
Concen: 19.70 ppb  
RT: 14.603 min Scan# 992  
Delta R.T. -0.001 min  
Lab File: M61913.D  
Acq: 18 Jul 2016 4:51 pm

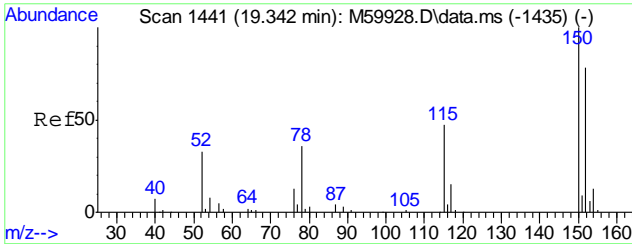
Tgt Ion	Resp	Lower	Upper
98	289959	100	
100	65.7	44.3	84.3



#74  
4-Bromofluorobenzene  
Concen: 20.59 ppb  
RT: 17.864 min Scan# 1301  
Delta R.T. 0.010 min  
Lab File: M61913.D  
Acq: 18 Jul 2016 4:51 pm

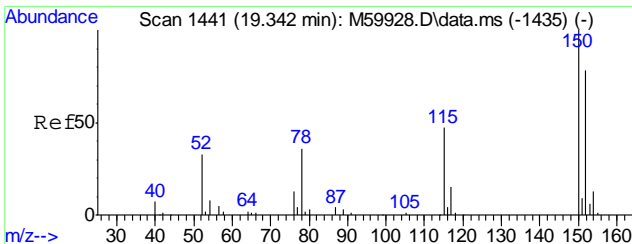
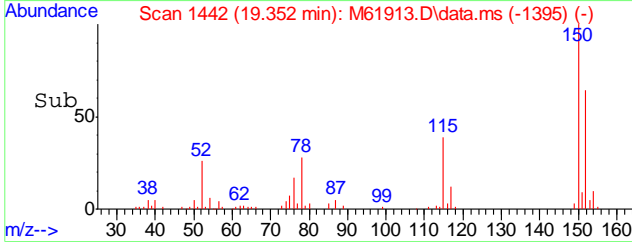
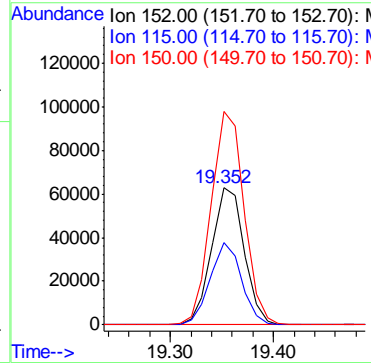
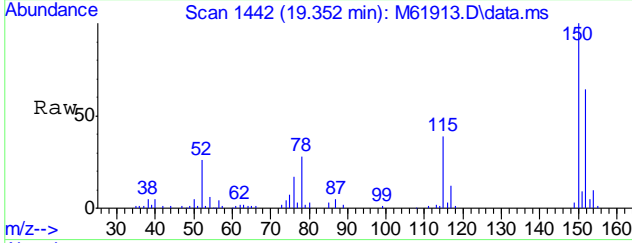
Tgt Ion	Resp	Lower	Upper
95	125901	100	
174	81.8	54.3	94.3
176	79.4	51.5	91.5





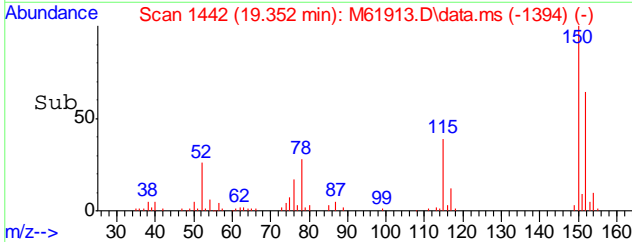
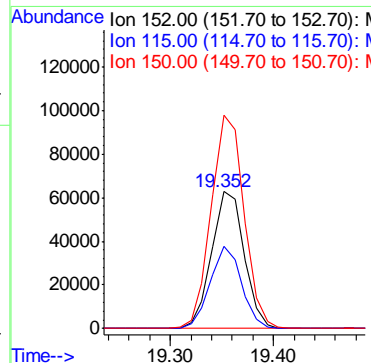
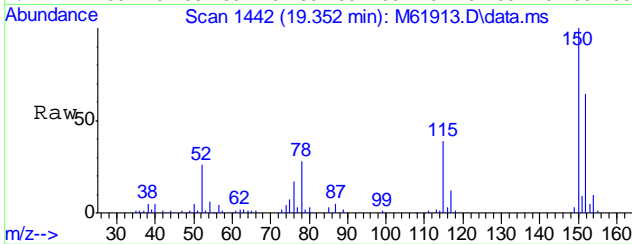
#77  
 1,4-Dichlorobenzene-d4  
 Concen: 20.00 ppb  
 RT: 19.352 min Scan# 1442  
 Delta R.T. -0.001 min  
 Lab File: M61913.D  
 Acq: 18 Jul 2016 4:51 pm

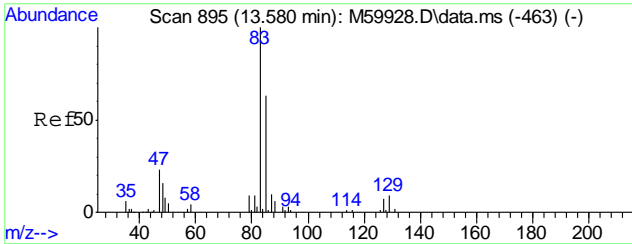
Tgt Ion	Resp	Lower	Upper
152	137692		
152	100		
115	57.7	40.9	80.9
150	156.8	178.6	218.6#



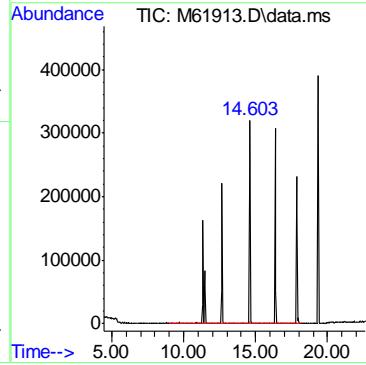
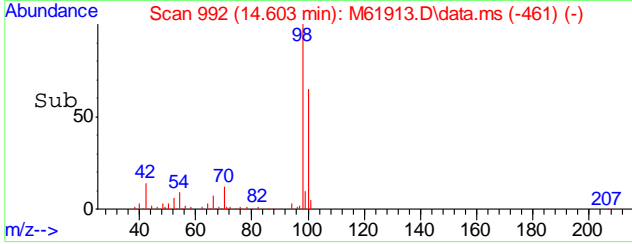
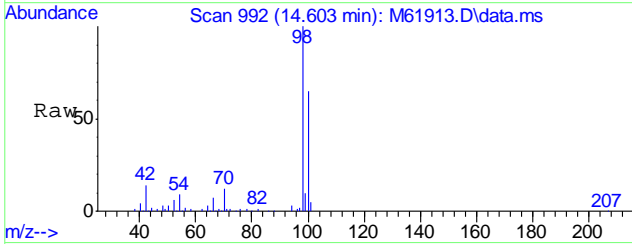
#99  
 1,4-Dichlorobenzene-d4A  
 Concen: 20.00 ppb  
 RT: 19.352 min Scan# 1442  
 Delta R.T. 0.010 min  
 Lab File: M61913.D  
 Acq: 18 Jul 2016 4:51 pm

Tgt Ion	Resp	Lower	Upper
152	137692		
152	100		
115	57.7	37.3	77.3
150	156.8	176.0	216.0#





#100  
TPH-GRO (C6-C10)  
Concen: 34.74 ppb m  
RT: 14.603 min Scan# 992  
Delta R.T. 1.053 min  
Lab File: M61913.D  
Acq: 18 Jul 2016 4:51 pm  
Tgt Ion:TIC Resp: 3662668



6.2.4  
6



GC Semi-volatiles

QC Data Summaries

---

Includes the following where applicable:

- Method Blank Summaries
- Blank Spike Summaries
- Matrix Spike and Duplicate Summaries

**Method Blank Summary**

**Job Number:** C46435  
**Account:** ATCCAR ATC Group Services  
**Project:** Premier Hyundai 2820 Broadway Oakland

Sample	File ID	DF	Analyzed	By	Prep Date	Prep Batch	Analytical Batch
OP14613-MB	BB5187.D	1	07/09/16	MT	07/08/16	OP14613	GBB170

**The QC reported here applies to the following samples:**

**Method:** SW846 8015B M

C46435-1, C46435-2, C46435-3, C46435-4, C46435-7, C46435-8, C46435-9, C46435-10, C46435-11, C46435-12, C46435-13, C46435-14, C46435-15, C46435-16, C46435-17, C46435-18

CAS No.	Compound	Result	RL	Units	Q
	TPH (C10-C28)	ND	3.3	mg/kg	
	TPH (> C28-C40)	1.65	3.3	mg/kg	J

CAS No.	Surrogate Recoveries	Limits
630-01-3	Hexacosane	77% 38-146%

# Blank Spike/Blank Spike Duplicate Summary

**Job Number:** C46435  
**Account:** ATCCAR ATC Group Services  
**Project:** Premier Hyundai 2820 Broadway Oakland

Sample	File ID	DF	Analyzed	By	Prep Date	Prep Batch	Analytical Batch
OP14613-BS	BB5188.D	1	07/09/16	MT	07/08/16	OP14613	GBB170
OP14613-BSD	BB5189.D	1	07/09/16	MT	07/08/16	OP14613	GBB170

The QC reported here applies to the following samples:

Method: SW846 8015B M

C46435-1, C46435-2, C46435-3, C46435-4, C46435-7, C46435-8, C46435-9, C46435-10, C46435-11, C46435-12, C46435-13, C46435-14, C46435-15, C46435-16, C46435-17, C46435-18

CAS No.	Compound	Spike mg/kg	BSP mg/kg	BSP %	BSD mg/kg	BSD %	RPD	Limits Rec/RPD
	TPH (C10-C28)	33.3	31.5	95	30.0	90	5	53-107/12
	TPH (> C28-C40)	33.3	30.3	91	29.8	89	2	59-120/14

CAS No.	Surrogate Recoveries	BSP	BSD	Limits
630-01-3	Hexacosane	77%	76%	38-146%

\* = Outside of Control Limits.

7.2.1  
 7

# Matrix Spike/Matrix Spike Duplicate Summary

**Job Number:** C46435  
**Account:** ATCCAR ATC Group Services  
**Project:** Premier Hyundai 2820 Broadway Oakland

Sample	File ID	DF	Analyzed	By	Prep Date	Prep Batch	Analytical Batch
OP14613-MS	BB5263.D	10	07/11/16	NN	07/08/16	OP14613	GBB172
OP14613-MSD	BB5264.D	10	07/12/16	NN	07/08/16	OP14613	GBB172
C46435-1	BB5209.D	2	07/10/16	MT	07/08/16	OP14613	GBB170

The QC reported here applies to the following samples:

Method: SW846 8015B M

C46435-1, C46435-2, C46435-3, C46435-4, C46435-7, C46435-8, C46435-9, C46435-10, C46435-11, C46435-12, C46435-13, C46435-14, C46435-15, C46435-16, C46435-17, C46435-18

CAS No.	Compound	C46435-1 mg/kg	Spike Q mg/kg	MS mg/kg	MS %	Spike mg/kg	MSD mg/kg	MSD %	RPD	Limits Rec/RPD
	TPH (C10-C28)	74.0	33.2	213	418* a	33.2	228	463* a	7	53-107/12
	TPH (> C28-C40)	113	33.2	390	833* a	33.2	401	867* a	3	59-120/14

CAS No.	Surrogate Recoveries	MS	MSD	C46435-1	Limits
630-01-3	Hexacosane	77%	77%	79%	38-146%

(a) Outside control limits due to high level in sample relative to spike amount.

\* = Outside of Control Limits.

7.3.1  
7

GC Semi-volatiles

Raw Data

∞

Quantitation Report (QT Reviewed)

Data Path : C:\msdchem\1\DATA\GBB170\  
Data File : BB5209.D  
Signal(s) : FID2B.CH  
Acq On : 10 Jul 2016 4:03 am  
Operator : MAIT  
Sample : C46435-1  
Misc : OP14613,GBB170,30.16,,,1,2,S  
ALS Vial : 15 Sample Multiplier: 1

Integration File: autoint1.e  
Quant Time: Jul 11 17:43:44 2016  
Quant Method : C:\msdchem\1\METHODS\GBB169.M  
Quant Title : DRO calibration: fron column  
QLast Update : Fri Jul 08 13:39:47 2016  
Response via : Initial Calibration  
Integrator: ChemStation 6890 Scale Mode: Large solvent peaks clipped

Volume Inj. : 1.0 uL  
Signal Phase : HP-5  
Signal Info : 0.32 mm

Compound	R.T.	Response	Conc	Units
-----				
System Monitoring Compounds				
1) S Hexacosane	8.205	39294122	39.562 ppm	m
Spiked Amount	100.000	Recovery	=	39.56%
Target Compounds				
2) H TPH (C10-C28)	4.817	1098421556	1115.916 ppm	
3) H TPH (>C28-C40)	9.372	924270091	1698.299 ppm	
6) H TPH (Diesel)	4.817	1098937989	1116.824 ppm	
7) H TPH (Motor Oil)	9.372	922218502	1693.375 ppm	
-----				

(f)=RT Delta > 1/2 Window (m)=manual int.

8.1.1  
8

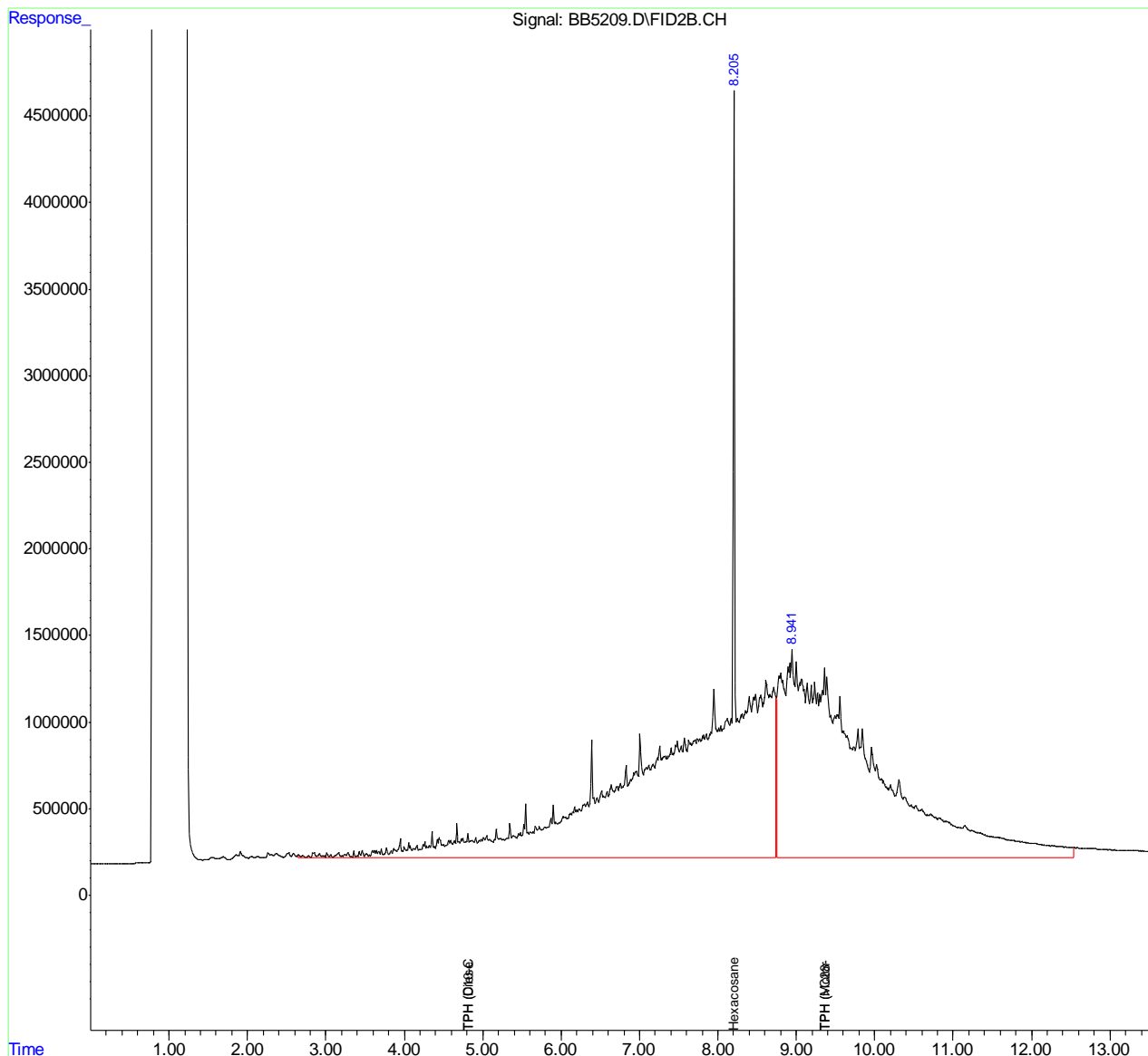
Quantitation Report (QT Reviewed)

Data Path : C:\msdchem\1\DATA\GBB170\  
 Data File : BB5209.D  
 Signal(s) : FID2B.CH  
 Acq On : 10 Jul 2016 4:03 am  
 Operator : MAIT  
 Sample : C46435-1  
 Misc : OP14613,GBB170,30.16,,,1,2,S  
 ALS Vial : 15 Sample Multiplier: 1

Integration File: autoint1.e  
 Quant Time: Jul 11 17:43:44 2016  
 Quant Method : C:\msdchem\1\METHODS\GBB169.M  
 Quant Title : DRO calibration: from column  
 QLast Update : Fri Jul 08 13:39:47 2016  
 Response via : Initial Calibration  
 Integrator: ChemStation 6890 Scale Mode: Large solvent peaks clipped

Volume Inj. : 1.0 uL  
 Signal Phase : HP-5  
 Signal Info : 0.32 mm

8.1.1  
**8**



Quantitation Report (QT Reviewed)

Data Path : C:\msdchem\1\DATA\GBB170\  
Data File : BB5190.D  
Signal(s) : FID2B.CH  
Acq On : 09 Jul 2016 9:43 pm  
Operator : MAIT  
Sample : C46435-2  
Misc : OP14613,GBB170,30.17,,,1,1,S  
ALS Vial : 88 Sample Multiplier: 1

Integration File: autoint1.e  
Quant Time: Jul 11 17:16:21 2016  
Quant Method : C:\msdchem\1\METHODS\GBB169.M  
Quant Title : DRO calibration: fron column  
QLast Update : Fri Jul 08 13:39:47 2016  
Response via : Initial Calibration  
Integrator: ChemStation 6890 Scale Mode: Large solvent peaks clipped

Volume Inj. : 1.0 uL  
Signal Phase : HP-5  
Signal Info : 0.32 mm

Compound	R.T.	Response	Conc Units
-----			
System Monitoring Compounds			
1) S Hexacosane	8.205	78307344	78.841 ppm
Spiked Amount 100.000		Recovery =	78.84%
Target Compounds			
2) H TPH (C10-C28)	4.817	224193508	227.764 ppm
3) H TPH (>C28-C40)	9.372	218587945	401.644 ppm
6) H TPH (Diesel)	4.817	223611495	227.251 ppm
7) H TPH (Motor Oil)	9.372	219741272	403.488 ppm
-----			

(f)=RT Delta > 1/2 Window (m)=manual int.

8.12  
8



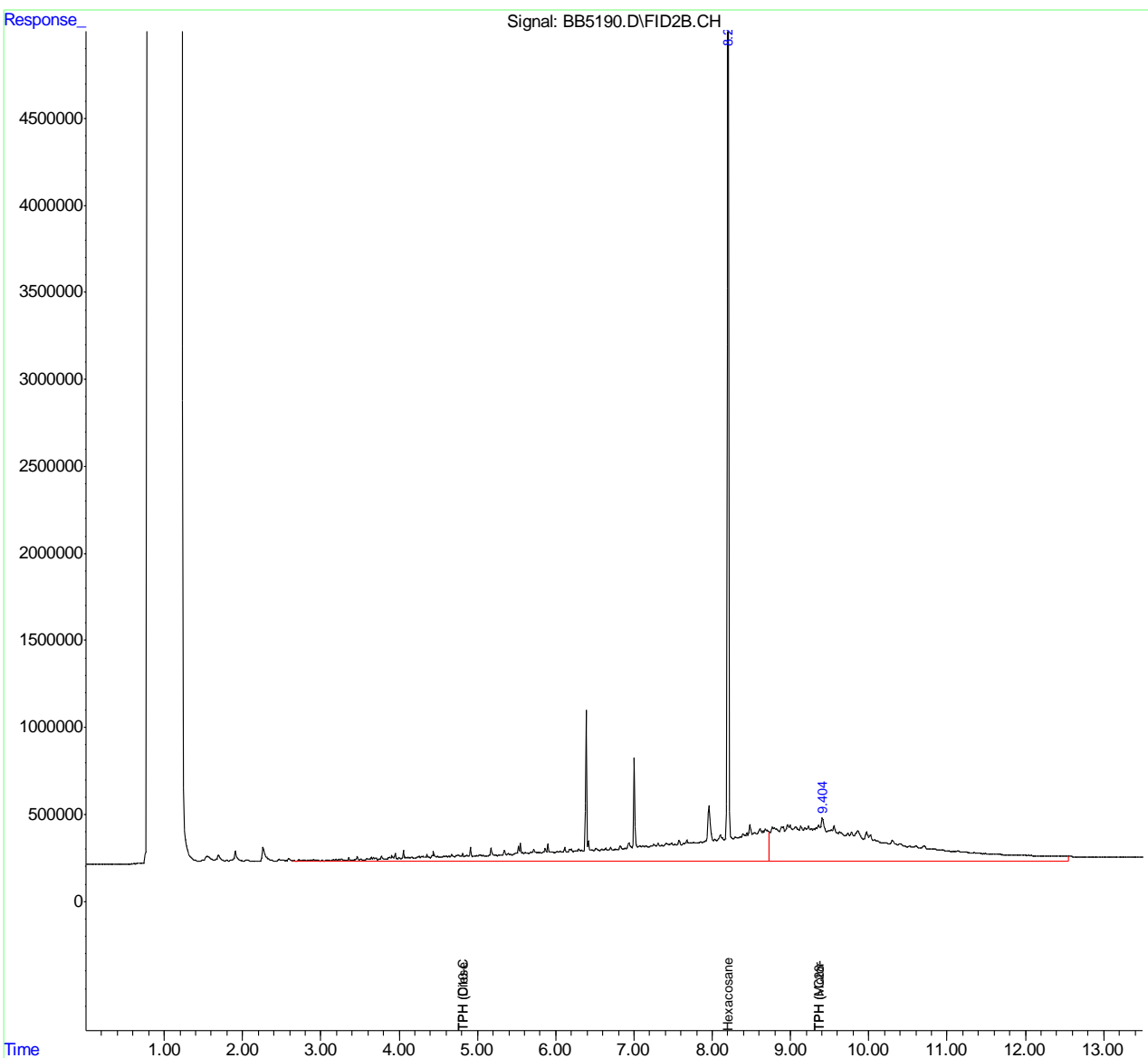
Quantitation Report (QT Reviewed)

Data Path : C:\msdchem\1\DATA\GBB170\  
Data File : BB5190.D  
Signal(s) : FID2B.CH  
Acq On : 09 Jul 2016 9:43 pm  
Operator : MAIT  
Sample : C46435-2  
Misc : OP14613,GBB170,30.17,,,1,1,S  
ALS Vial : 88 Sample Multiplier: 1

Integration File: autoint1.e  
Quant Time: Jul 11 17:16:21 2016  
Quant Method : C:\msdchem\1\METHODS\GBB169.M  
Quant Title : DRO calibration: from column  
QLast Update : Fri Jul 08 13:39:47 2016  
Response via : Initial Calibration  
Integrator: ChemStation 6890 Scale Mode: Large solvent peaks clipped

Volume Inj. : 1.0 uL  
Signal Phase : HP-5  
Signal Info : 0.32 mm

8.12  
8



Quantitation Report (QT Reviewed)

Data Path : C:\msdchem\1\DATA\GBB170\  
Data File : BB5191.D  
Signal(s) : FID2B.CH  
Acq On : 09 Jul 2016 10:03 pm  
Operator : MAIT  
Sample : C46435-3  
Misc : OP14613,GBB170,30.05,,,1,1,S  
ALS Vial : 89 Sample Multiplier: 1

Integration File: autoint1.e  
Quant Time: Jul 11 17:18:22 2016  
Quant Method : C:\msdchem\1\METHODS\GBB169.M  
Quant Title : DRO calibration: fron column  
QLast Update : Fri Jul 08 13:39:47 2016  
Response via : Initial Calibration  
Integrator: ChemStation 6890 Scale Mode: Large solvent peaks clipped

Volume Inj. : 1.0 uL  
Signal Phase : HP-5  
Signal Info : 0.32 mm

Compound	R.T.	Response	Conc Units
-----			
System Monitoring Compounds			
1) S Hexacosane	8.204	70519422	71.000 ppm
Spiked Amount	100.000	Recovery	= 71.00%
Target Compounds			
2) H TPH (C10-C28)	4.817	340657150	346.083 ppm
3) H TPH (>C28-C40)	9.372	149022221	273.821 ppm
6) H TPH (Diesel)	4.817	342728026	348.306 ppm
7) H TPH (Motor Oil)	9.372	149371730	274.276 ppm
-----			

(f)=RT Delta > 1/2 Window (m)=manual int.

8.13  
8

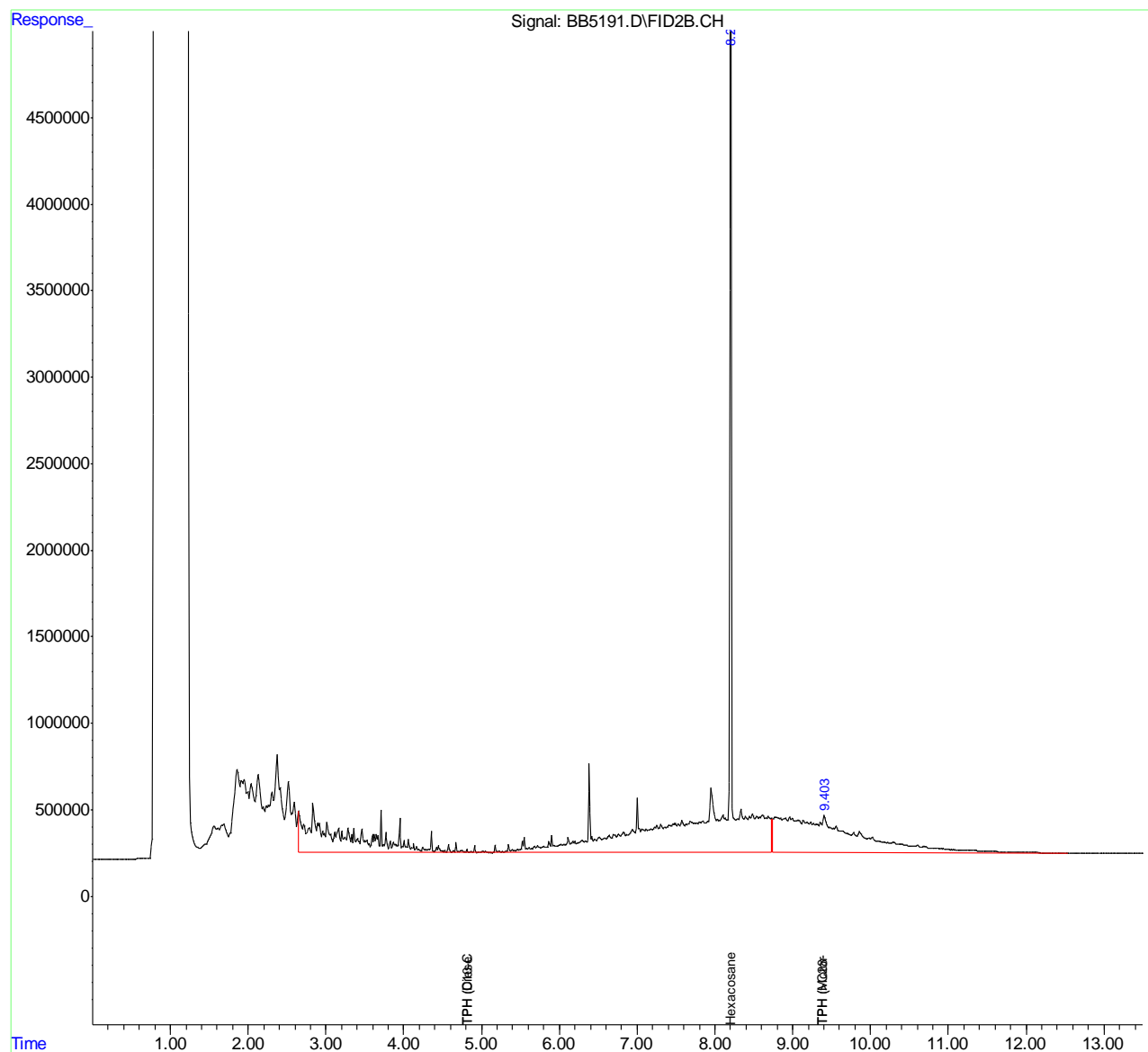
Quantitation Report (QT Reviewed)

Data Path : C:\msdchem\1\DATA\GBB170\  
Data File : BB5191.D  
Signal(s) : FID2B.CH  
Acq On : 09 Jul 2016 10:03 pm  
Operator : MAIT  
Sample : C46435-3  
Misc : OP14613,GBB170,30.05,,,1,1,S  
ALS Vial : 89 Sample Multiplier: 1

Integration File: autoint1.e  
Quant Time: Jul 11 17:18:22 2016  
Quant Method : C:\msdchem\1\METHODS\GBB169.M  
Quant Title : DRO calibration: fron column  
QLast Update : Fri Jul 08 13:39:47 2016  
Response via : Initial Calibration  
Integrator: ChemStation 6890 Scale Mode: Large solvent peaks clipped

Volume Inj. : 1.0 uL  
Signal Phase : HP-5  
Signal Info : 0.32 mm

8.1.3  
8



Quantitation Report (QT Reviewed)

Data Path : C:\msdchem\1\DATA\GBB170\  
Data File : BB5192.D  
Signal(s) : FID2B.CH  
Acq On : 09 Jul 2016 10:23 pm  
Operator : MAIT  
Sample : C46435-4  
Misc : OP14613,GBB170,30.27,,,1,1,S  
ALS Vial : 90 Sample Multiplier: 1

Integration File: autoint1.e  
Quant Time: Jul 11 17:18:51 2016  
Quant Method : C:\msdchem\1\METHODS\GBB169.M  
Quant Title : DRO calibration: fron column  
QLast Update : Fri Jul 08 13:39:47 2016  
Response via : Initial Calibration  
Integrator: ChemStation 6890 Scale Mode: Large solvent peaks clipped

Volume Inj. : 1.0 uL  
Signal Phase : HP-5  
Signal Info : 0.32 mm

Compound	R.T.	Response	Conc Units
-----			
System Monitoring Compounds			
1) S Hexacosane	8.204	75828761	76.345 ppm
Spiked Amount	100.000	Recovery	= 76.34%
Target Compounds			
2) H TPH (C10-C28)	4.817	43877164	44.576 ppm
3) H TPH (>C28-C40)	9.372	42031845	77.231 ppm
6) H TPH (Diesel)	4.817	43877164	44.591 ppm
7) H TPH (Motor Oil)	9.372	42031845	77.179 ppm
-----			

(f)=RT Delta > 1/2 Window (m)=manual int.

8.14  
8

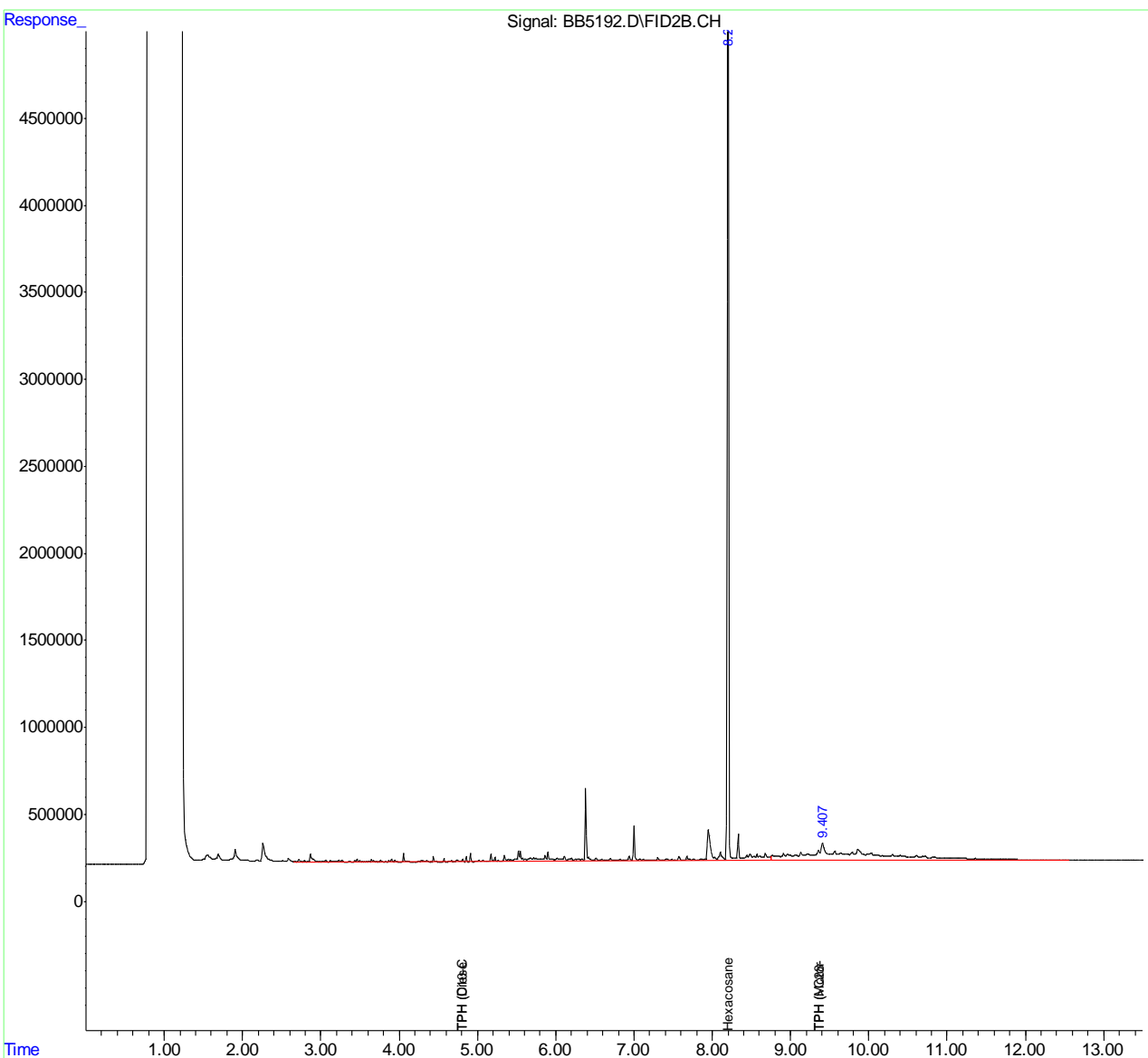
Quantitation Report (QT Reviewed)

Data Path : C:\msdchem\1\DATA\GBB170\  
Data File : BB5192.D  
Signal(s) : FID2B.CH  
Acq On : 09 Jul 2016 10:23 pm  
Operator : MAIT  
Sample : C46435-4  
Misc : OP14613,GBB170,30.27,,,1,1,S  
ALS Vial : 90 Sample Multiplier: 1

Integration File: autoint1.e  
Quant Time: Jul 11 17:18:51 2016  
Quant Method : C:\msdchem\1\METHODS\GBB169.M  
Quant Title : DRO calibration: from column  
QLast Update : Fri Jul 08 13:39:47 2016  
Response via : Initial Calibration  
Integrator: ChemStation 6890 Scale Mode: Large solvent peaks clipped

Volume Inj. : 1.0 uL  
Signal Phase : HP-5  
Signal Info : 0.32 mm

8.1.4  
8



Quantitation Report (QT Reviewed)

Data Path : C:\msdchem\1\DATA\GBB170\  
Data File : BB5210.D  
Signal(s) : FID2B.CH  
Acq On : 10 Jul 2016 4:22 am  
Operator : MAIT  
Sample : C46435-7  
Misc : OP14613,GBB170,30.24,,,1,2,S  
ALS Vial : 16 Sample Multiplier: 1

Integration File: autoint1.e  
Quant Time: Jul 11 17:46:12 2016  
Quant Method : C:\msdchem\1\METHODS\GBB169.M  
Quant Title : DRO calibration: fron column  
QLast Update : Fri Jul 08 13:39:47 2016  
Response via : Initial Calibration  
Integrator: ChemStation 6890 Scale Mode: Large solvent peaks clipped

Volume Inj. : 1.0 uL  
Signal Phase : HP-5  
Signal Info : 0.32 mm

Compound	R.T.	Response	Conc Units
-----			
System Monitoring Compounds			
1) S Hexacosane	8.202	42220269	42.508 ppm
Spiked Amount	100.000	Recovery	= 42.51%
Target Compounds			
2) H TPH (C10-C28)	4.817	493570398	501.431 ppm
3) H TPH (>C28-C40)	9.372	667923625	1227.276 ppm
6) H TPH (Diesel)	4.817	496441167	504.521 ppm
7) H TPH (Motor Oil)	9.372	672708723	1235.226 ppm
-----			

(f)=RT Delta > 1/2 Window (m)=manual int.

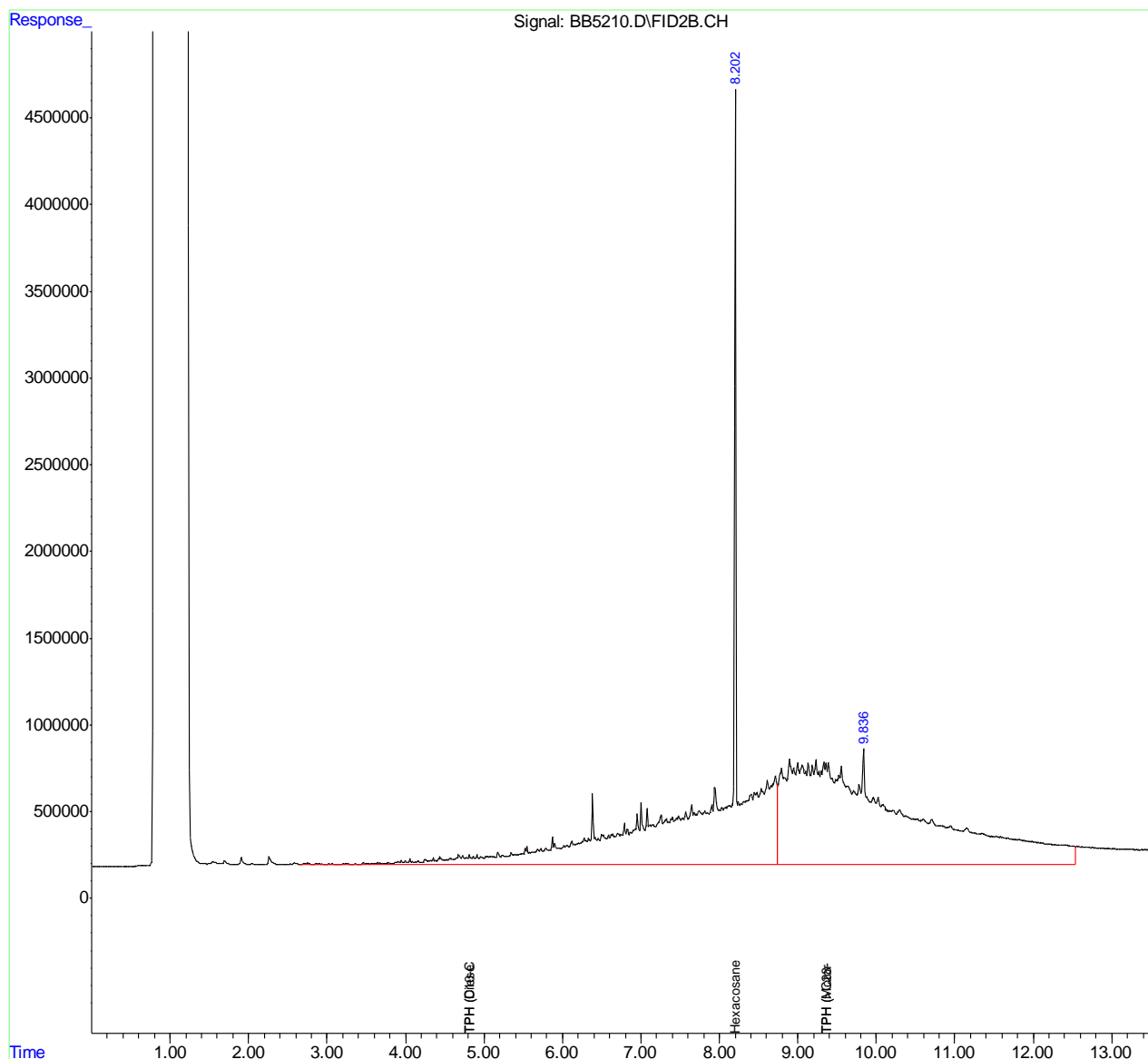
8.1.5  
8

## Quantitation Report (QT Reviewed)

Data Path : C:\msdchem\1\DATA\GBB170\  
Data File : BB5210.D  
Signal(s) : FID2B.CH  
Acq On : 10 Jul 2016 4:22 am  
Operator : MAIT  
Sample : C46435-7  
Misc : OP14613,GBB170,30.24,,,1,2,S  
ALS Vial : 16 Sample Multiplier: 1

Integration File: autoint1.e  
Quant Time: Jul 11 17:46:12 2016  
Quant Method : C:\msdchem\1\METHODS\GBB169.M  
Quant Title : DRO calibration: from column  
QLast Update : Fri Jul 08 13:39:47 2016  
Response via : Initial Calibration  
Integrator: ChemStation 6890 Scale Mode: Large solvent peaks clipped

Volume Inj. : 1.0 uL  
Signal Phase : HP-5  
Signal Info : 0.32 mm



Quantitation Report (QT Reviewed)

Data Path : C:\msdchem\1\DATA\GBB170\  
Data File : BB5211.D  
Signal(s) : FID2B.CH  
Acq On : 10 Jul 2016 4:42 am  
Operator : MAIT  
Sample : C46435-8  
Misc : OP14613,GBB170,30.12,,,1,2,S  
ALS Vial : 17 Sample Multiplier: 1

Integration File: autoint1.e  
Quant Time: Jul 11 17:49:01 2016  
Quant Method : C:\msdchem\1\METHODS\GBB169.M  
Quant Title : DRO calibration: fron column  
QLast Update : Fri Jul 08 13:39:47 2016  
Response via : Initial Calibration  
Integrator: ChemStation 6890 Scale Mode: Large solvent peaks clipped

Volume Inj. : 1.0 uL  
Signal Phase : HP-5  
Signal Info : 0.32 mm

Compound	R.T.	Response	Conc Units
-----			
System Monitoring Compounds			
1) S Hexacosane	8.200	39957855	40.230 ppm
Spiked Amount	100.000	Recovery	= 40.23%
Target Compounds			
2) H TPH (C10-C28)	4.817	80337134	81.617 ppm
3) H TPH (>C28-C40)	9.372	206308883	379.082 ppm
6) H TPH (Diesel)	4.817	78948707	80.234 ppm
7) H TPH (Motor Oil)	9.372	204194479	374.941 ppm
-----			

(f)=RT Delta > 1/2 Window (m)=manual int.

8.16  
8



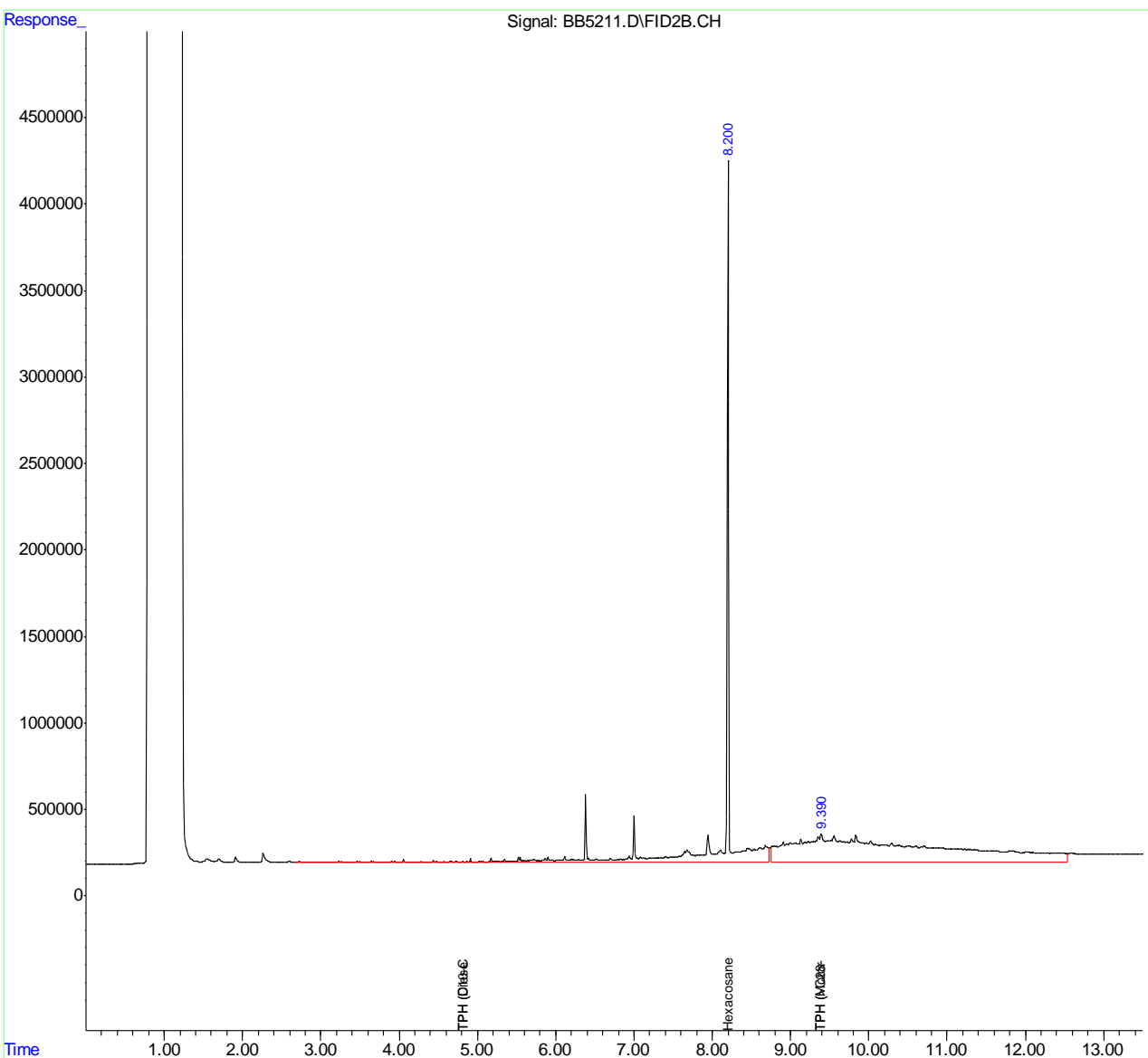
Quantitation Report (QT Reviewed)

Data Path : C:\msdchem\1\DATA\GBB170\  
Data File : BB5211.D  
Signal(s) : FID2B.CH  
Acq On : 10 Jul 2016 4:42 am  
Operator : MAIT  
Sample : C46435-8  
Misc : OP14613,GBB170,30.12,,,1,2,S  
ALS Vial : 17 Sample Multiplier: 1

Integration File: autoint1.e  
Quant Time: Jul 11 17:49:01 2016  
Quant Method : C:\msdchem\1\METHODS\GBB169.M  
Quant Title : DRO calibration: from column  
QLast Update : Fri Jul 08 13:39:47 2016  
Response via : Initial Calibration  
Integrator: ChemStation 6890 Scale Mode: Large solvent peaks clipped

Volume Inj. : 1.0 uL  
Signal Phase : HP-5  
Signal Info : 0.32 mm

8.16  
8



Quantitation Report (QT Reviewed)

Data Path : C:\msdchem\1\DATA\GBB170\  
Data File : BB5195.D  
Signal(s) : FID2B.CH  
Acq On : 09 Jul 2016 11:23 pm  
Operator : MAIT  
Sample : C46435-9  
Misc : OP14613,GBB170,30.17,,,1,1,S  
ALS Vial : 93 Sample Multiplier: 1

Integration File: autoint1.e  
Quant Time: Jul 11 17:19:51 2016  
Quant Method : C:\msdchem\1\METHODS\GBB169.M  
Quant Title : DRO calibration: fron column  
QLast Update : Fri Jul 08 13:39:47 2016  
Response via : Initial Calibration  
Integrator: ChemStation 6890 Scale Mode: Large solvent peaks clipped

Volume Inj. : 1.0 uL  
Signal Phase : HP-5  
Signal Info : 0.32 mm

Compound	R.T.	Response	Conc Units
-----			
System Monitoring Compounds			
1) S Hexacosane	8.204	71558752	72.046 ppm
Spiked Amount	100.000	Recovery	= 72.05%
Target Compounds			
2) H TPH (C10-C28)	4.817	30395290	30.879 ppm
3) H TPH (>C28-C40)	9.372	25677544	47.181 ppm
6) H TPH (Diesel)	4.817	30395290	30.890 ppm
7) H TPH (Motor Oil)	9.372	25677544	47.149 ppm
-----			

(f)=RT Delta > 1/2 Window (m)=manual int.

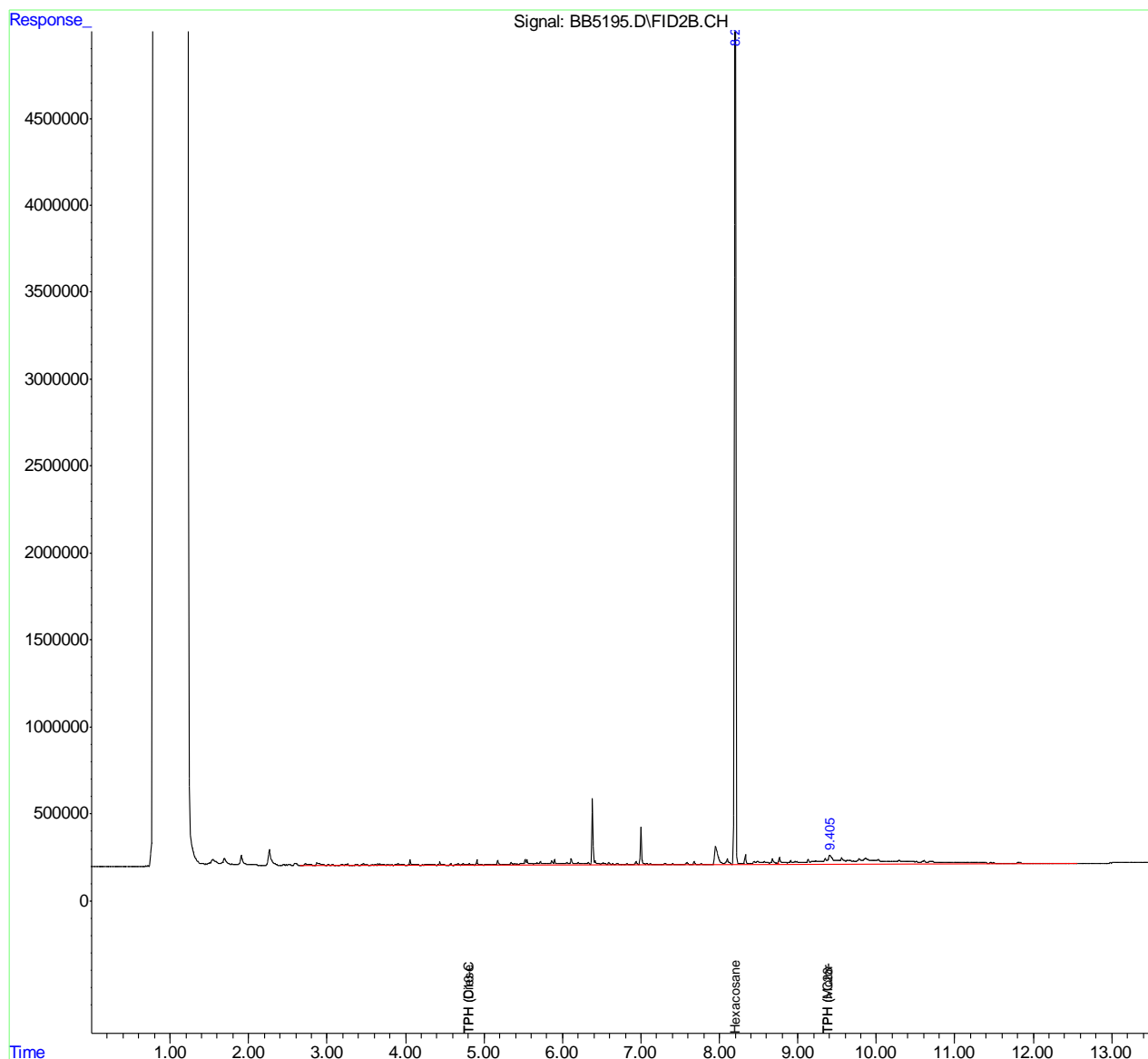
8.17  
8

## Quantitation Report (QT Reviewed)

Data Path : C:\msdchem\1\DATA\GBB170\  
Data File : BB5195.D  
Signal(s) : FID2B.CH  
Acq On : 09 Jul 2016 11:23 pm  
Operator : MAIT  
Sample : C46435-9  
Misc : OP14613,GBB170,30.17,,,1,1,S  
ALS Vial : 93 Sample Multiplier: 1

Integration File: autoint1.e  
Quant Time: Jul 11 17:19:51 2016  
Quant Method : C:\msdchem\1\METHODS\GBB169.M  
Quant Title : DRO calibration: from column  
QLast Update : Fri Jul 08 13:39:47 2016  
Response via : Initial Calibration  
Integrator: ChemStation 6890 Scale Mode: Large solvent peaks clipped

Volume Inj. : 1.0 uL  
Signal Phase : HP-5  
Signal Info : 0.32 mm



Quantitation Report (QT Reviewed)

Data Path : C:\msdchem\1\DATA\GBB170\  
Data File : BB5196.D  
Signal(s) : FID2B.CH  
Acq On : 09 Jul 2016 11:43 pm  
Operator : MAIT  
Sample : C46435-10  
Misc : OP14613,GBB170,30.23,,,1,1,S  
ALS Vial : 94 Sample Multiplier: 1

Integration File: autoint1.e  
Quant Time: Jul 11 17:20:03 2016  
Quant Method : C:\msdchem\1\METHODS\GBB169.M  
Quant Title : DRO calibration: fron column  
QLast Update : Fri Jul 08 13:39:47 2016  
Response via : Initial Calibration  
Integrator: ChemStation 6890 Scale Mode: Large solvent peaks clipped

Volume Inj. : 1.0 uL  
Signal Phase : HP-5  
Signal Info : 0.32 mm

Compound	R.T.	Response	Conc Units
-----			
System Monitoring Compounds			
1) S Hexacosane	8.204	72548735	73.043 ppm
Spiked Amount	100.000	Recovery	= 73.04%
Target Compounds			
2) H TPH (C10-C28)	4.817	33522010	34.056 ppm
3) H TPH (>C28-C40)	9.372	24028644	44.151 ppm
6) H TPH (Diesel)	4.817	33522010	34.068 ppm
7) H TPH (Motor Oil)	9.372	24028644	44.121 ppm
-----			

(f)=RT Delta > 1/2 Window (m)=manual int.

8.18  
8

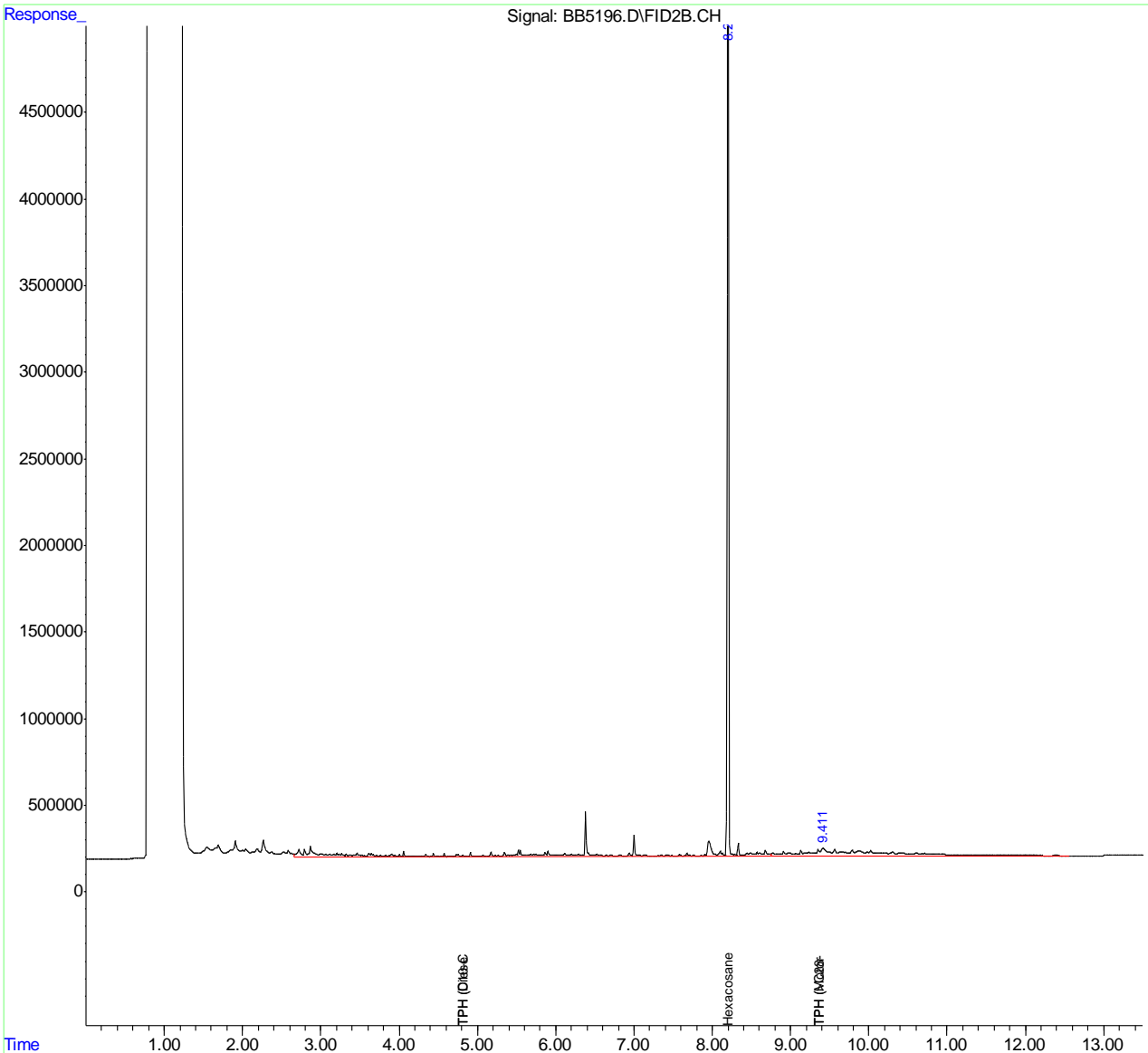
Quantitation Report (QT Reviewed)

Data Path : C:\msdchem\1\DATA\GBB170\  
Data File : BB5196.D  
Signal(s) : FID2B.CH  
Acq On : 09 Jul 2016 11:43 pm  
Operator : MAIT  
Sample : C46435-10  
Misc : OP14613,GBB170,30.23,,,1,1,S  
ALS Vial : 94 Sample Multiplier: 1

Integration File: autoint1.e  
Quant Time: Jul 11 17:20:03 2016  
Quant Method : C:\msdchem\1\METHODS\GBB169.M  
Quant Title : DRO calibration: from column  
QLast Update : Fri Jul 08 13:39:47 2016  
Response via : Initial Calibration  
Integrator: ChemStation 6890 Scale Mode: Large solvent peaks clipped

Volume Inj. : 1.0 uL  
Signal Phase : HP-5  
Signal Info : 0.32 mm

8.18  
8



Quantitation Report (QT Reviewed)

Data Path : C:\msdchem\1\DATA\GBB170\  
Data File : BB5198.D  
Signal(s) : FID2B.CH  
Acq On : 10 Jul 2016 12:23 am  
Operator : MAIT  
Sample : C46435-11  
Misc : OP14613,GBB170,30.07,,,1,1,S  
ALS Vial : 5 Sample Multiplier: 1

Integration File: autoint1.e  
Quant Time: Jul 11 17:20:35 2016  
Quant Method : C:\msdchem\1\METHODS\GBB169.M  
Quant Title : DRO calibration: fron column  
QLast Update : Fri Jul 08 13:39:47 2016  
Response via : Initial Calibration  
Integrator: ChemStation 6890 Scale Mode: Large solvent peaks clipped

Volume Inj. : 1.0 uL  
Signal Phase : HP-5  
Signal Info : 0.32 mm

Compound	R.T.	Response	Conc Units
-----			
System Monitoring Compounds			
1) S Hexacosane	8.204	74218844	74.725 ppm
Spiked Amount	100.000	Recovery	= 74.72%
Target Compounds			
2) H TPH (C10-C28)	4.817	30883251	31.375 ppm
3) H TPH (>C28-C40)	9.372	31411515	57.717 ppm
6) H TPH (Diesel)	4.817	30883251	31.386 ppm
7) H TPH (Motor Oil)	9.372	31411515	57.678 ppm
-----			

(f)=RT Delta > 1/2 Window (m)=manual int.

8.19  
8

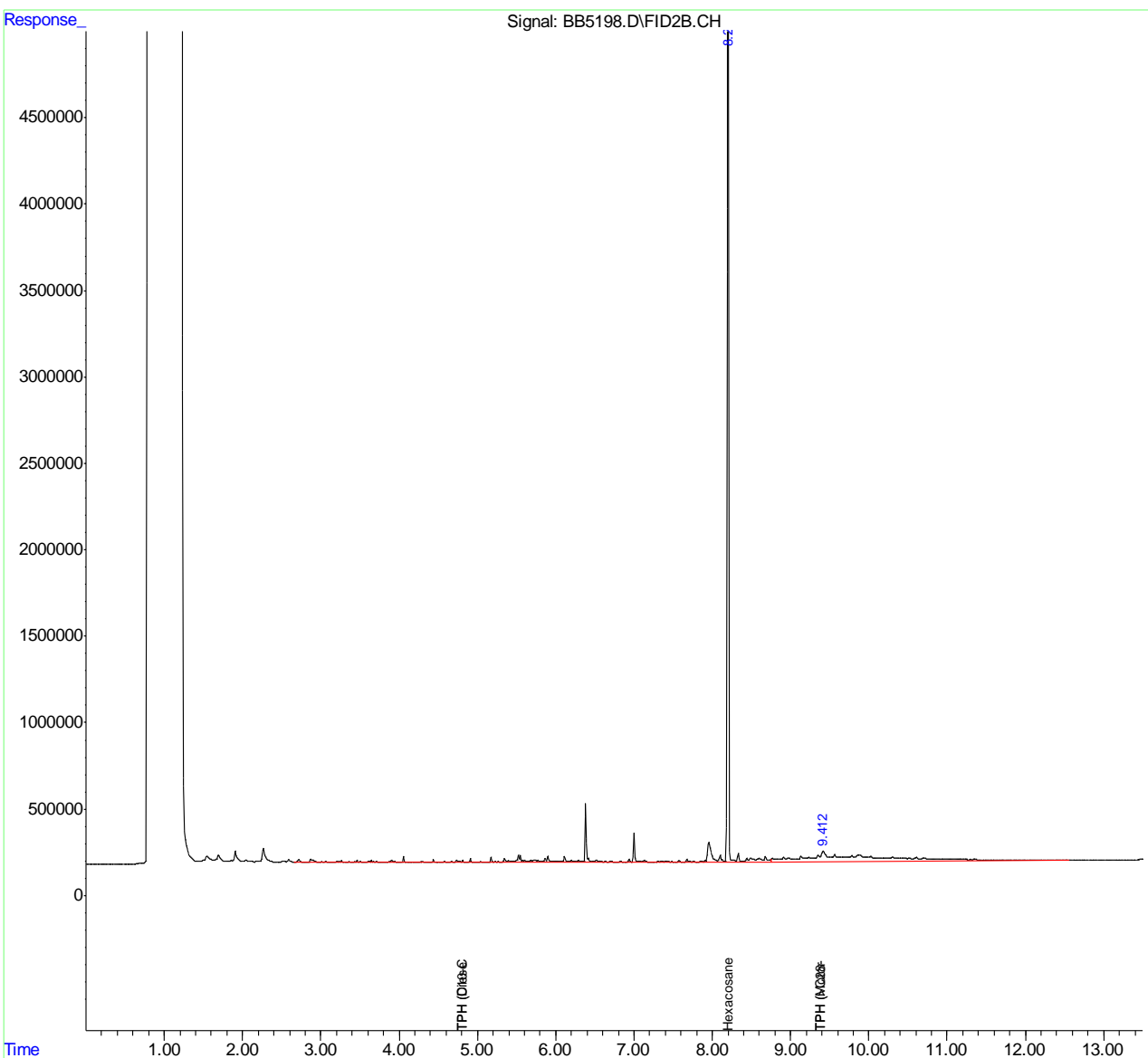
Quantitation Report (QT Reviewed)

Data Path : C:\msdchem\1\DATA\GBB170\  
Data File : BB5198.D  
Signal(s) : FID2B.CH  
Acq On : 10 Jul 2016 12:23 am  
Operator : MAIT  
Sample : C46435-11  
Misc : OP14613,GBB170,30.07,,,1,1,S  
ALS Vial : 5 Sample Multiplier: 1

Integration File: autoint1.e  
Quant Time: Jul 11 17:20:35 2016  
Quant Method : C:\msdchem\1\METHODS\GBB169.M  
Quant Title : DRO calibration: from column  
QLast Update : Fri Jul 08 13:39:47 2016  
Response via : Initial Calibration  
Integrator: ChemStation 6890 Scale Mode: Large solvent peaks clipped

Volume Inj. : 1.0 uL  
Signal Phase : HP-5  
Signal Info : 0.32 mm

8.1.9  
8



Quantitation Report (QT Reviewed)

Data Path : C:\msdchem\1\DATA\GBB170\  
Data File : BB5199.D  
Signal(s) : FID2B.CH  
Acq On : 10 Jul 2016 12:43 am  
Operator : MAIT  
Sample : C46435-12  
Misc : OP14613,GBB170,30.11,,,1,1,S  
ALS Vial : 6 Sample Multiplier: 1

Integration File: autoint1.e  
Quant Time: Jul 11 17:20:46 2016  
Quant Method : C:\msdchem\1\METHODS\GBB169.M  
Quant Title : DRO calibration: fron column  
QLast Update : Fri Jul 08 13:39:47 2016  
Response via : Initial Calibration  
Integrator: ChemStation 6890 Scale Mode: Large solvent peaks clipped

Volume Inj. : 1.0 uL  
Signal Phase : HP-5  
Signal Info : 0.32 mm

Compound	R.T.	Response	Conc Units
-----			
System Monitoring Compounds			
1) S Hexacosane	8.204	74750906	75.260 ppm
Spiked Amount	100.000	Recovery	= 75.26%
Target Compounds			
2) H TPH (C10-C28)	4.817	31298782	31.797 ppm
3) H TPH (>C28-C40)	9.372	43137353	79.263 ppm
6) H TPH (Diesel)	4.817	31298782	31.808 ppm
7) H TPH (Motor Oil)	9.372	43137353	79.209 ppm
-----			

(f)=RT Delta > 1/2 Window

(m)=manual int.

8.1.10  
8

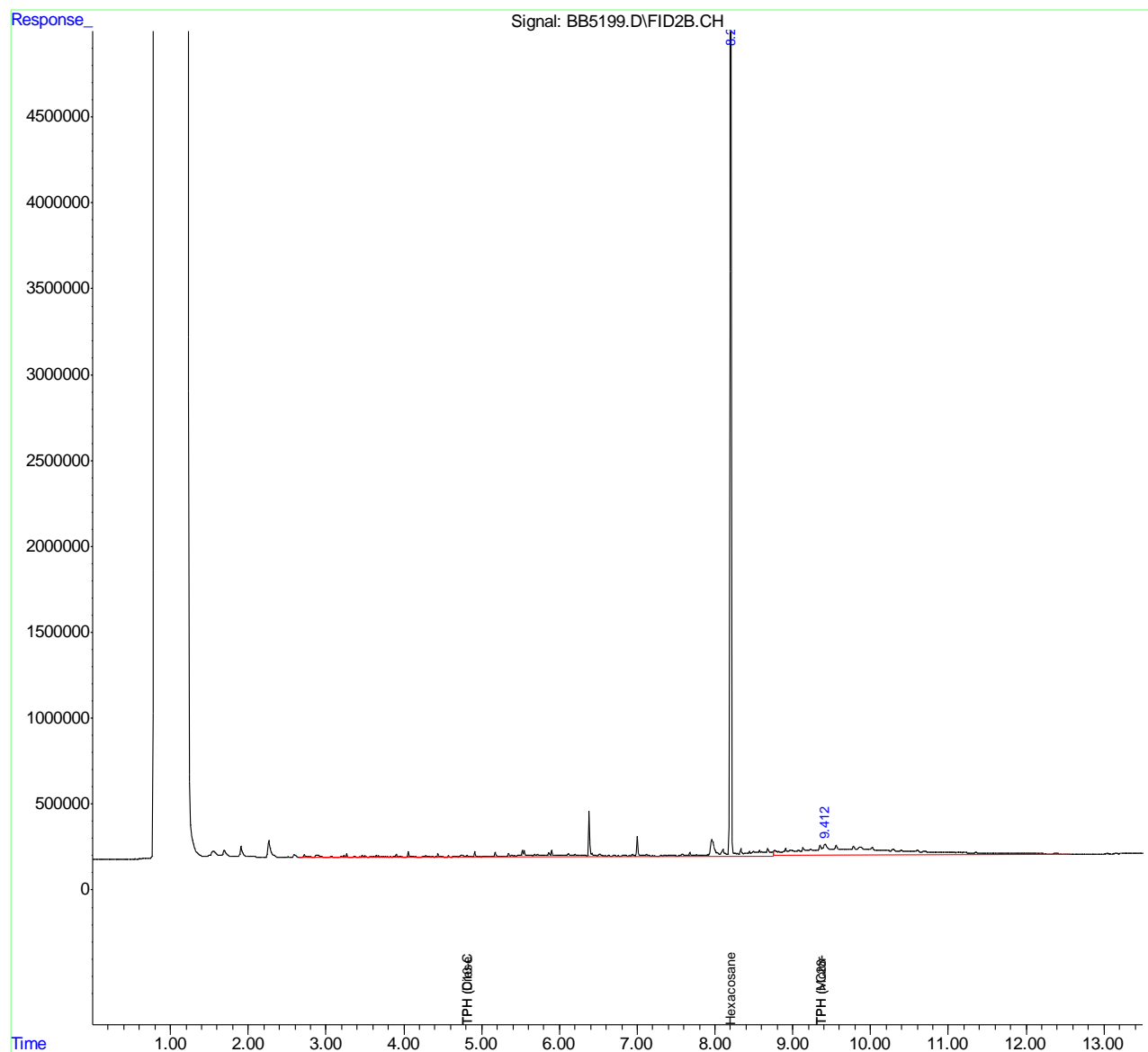


Quantitation Report (QT Reviewed)

Data Path : C:\msdchem\1\DATA\GBB170\  
Data File : BB5199.D  
Signal(s) : FID2B.CH  
Acq On : 10 Jul 2016 12:43 am  
Operator : MAIT  
Sample : C46435-12  
Misc : OP14613,GBB170,30.11,,,1,1,S  
ALS Vial : 6 Sample Multiplier: 1

Integration File: autoint1.e  
Quant Time: Jul 11 17:20:46 2016  
Quant Method : C:\msdchem\1\METHODS\GBB169.M  
Quant Title : DRO calibration: from column  
QLast Update : Fri Jul 08 13:39:47 2016  
Response via : Initial Calibration  
Integrator: ChemStation 6890 Scale Mode: Large solvent peaks clipped

Volume Inj. : 1.0 uL  
Signal Phase : HP-5  
Signal Info : 0.32 mm



8.1.10  
8

Quantitation Report (QT Reviewed)

Data Path : C:\msdchem\1\DATA\GBB170\  
Data File : BB5200.D  
Signal(s) : FID2B.CH  
Acq On : 10 Jul 2016 1:03 am  
Operator : MAIT  
Sample : C46435-13  
Misc : OP14613,GBB170,30.19,,,1,1,S  
ALS Vial : 7 Sample Multiplier: 1

Integration File: autoint1.e  
Quant Time: Jul 11 17:25:10 2016  
Quant Method : C:\msdchem\1\METHODS\GBB169.M  
Quant Title : DRO calibration: fron column  
QLast Update : Fri Jul 08 13:39:47 2016  
Response via : Initial Calibration  
Integrator: ChemStation 6890 Scale Mode: Large solvent peaks clipped

Volume Inj. : 1.0 uL  
Signal Phase : HP-5  
Signal Info : 0.32 mm

Compound	R.T.	Response	Conc Units
-----			
System Monitoring Compounds			
1) S Hexacosane	8.208	78739921	79.276 ppm
Spiked Amount	100.000	Recovery	= 79.28%
Target Compounds			
2) H TPH (C10-C28)	4.817	1051380714	1068.126 ppm
3) H TPH (>C28-C40)	9.372	601512063	1105.248 ppm
5) H TPH (Kerosene)	4.060	753204960	895.121 ppm
7) H TPH (Motor Oil)	9.372	1029199748	1889.814 ppm
-----			

(f)=RT Delta > 1/2 Window (m)=manual int.

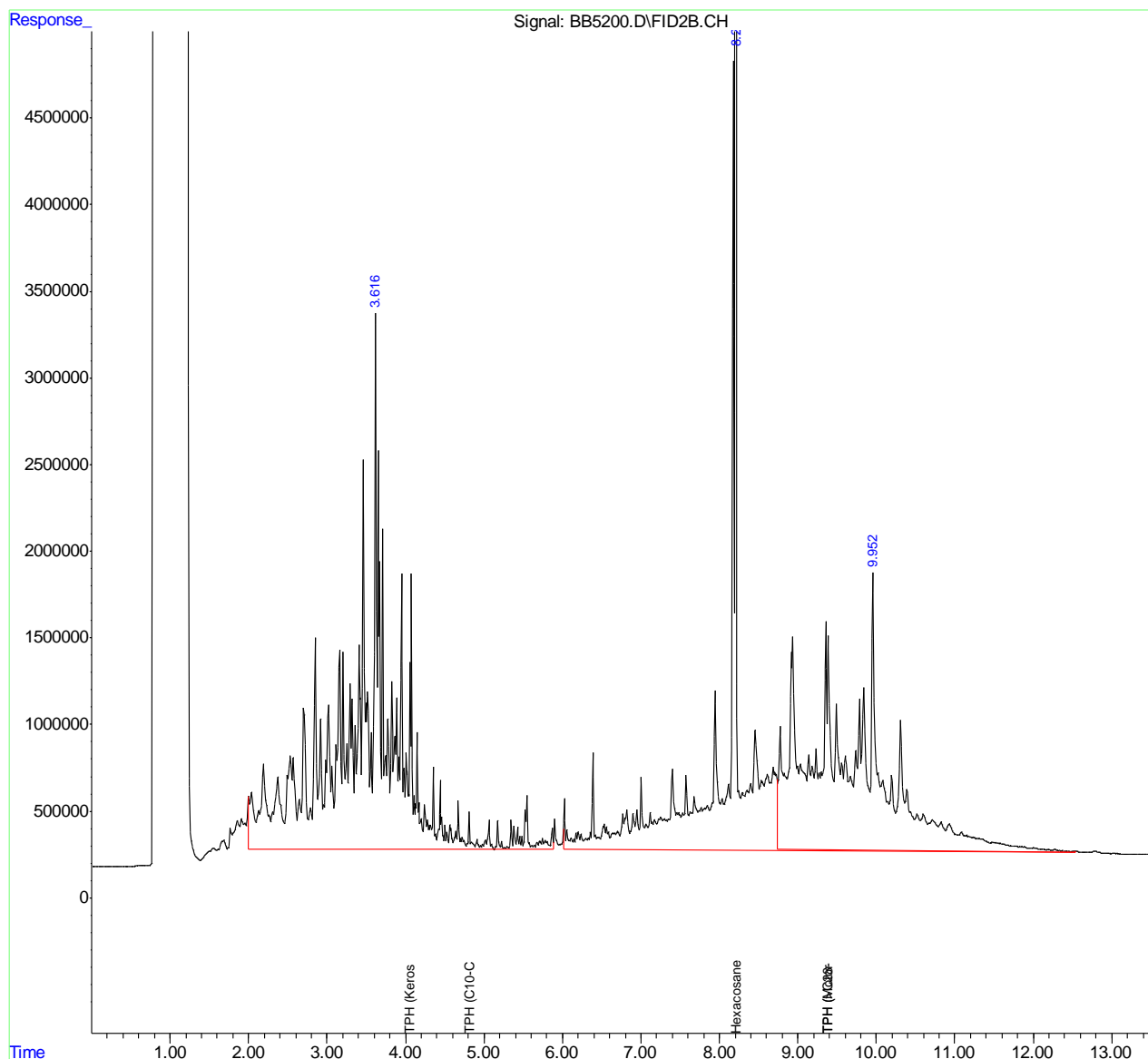
8.1.11  
8

## Quantitation Report (QT Reviewed)

Data Path : C:\msdchem\1\DATA\GBB170\  
Data File : BB5200.D  
Signal(s) : FID2B.CH  
Acq On : 10 Jul 2016 1:03 am  
Operator : MAIT  
Sample : C46435-13  
Misc : OP14613,GBB170,30.19,,,1,1,S  
ALS Vial : 7 Sample Multiplier: 1

Integration File: autoint1.e  
Quant Time: Jul 11 17:25:10 2016  
Quant Method : C:\msdchem\1\METHODS\GBB169.M  
Quant Title : DRO calibration: from column  
QLast Update : Fri Jul 08 13:39:47 2016  
Response via : Initial Calibration  
Integrator: ChemStation 6890 Scale Mode: Large solvent peaks clipped

Volume Inj. : 1.0 uL  
Signal Phase : HP-5  
Signal Info : 0.32 mm



Quantitation Report (QT Reviewed)

Data Path : C:\msdchem\1\DATA\GBB170\  
Data File : BB5212.D  
Signal(s) : FID2B.CH  
Acq On : 10 Jul 2016 5:02 am  
Operator : MAIT  
Sample : C46435-14  
Misc : OP14613,GBB170,30.11,,,1,2,S  
ALS Vial : 18 Sample Multiplier: 1

Integration File: autoint1.e  
Quant Time: Jul 11 17:51:55 2016  
Quant Method : C:\msdchem\1\METHODS\GBB169.M  
Quant Title : DRO calibration: fron column  
QLast Update : Fri Jul 08 13:39:47 2016  
Response via : Initial Calibration  
Integrator: ChemStation 6890 Scale Mode: Large solvent peaks clipped

Volume Inj. : 1.0 uL  
Signal Phase : HP-5  
Signal Info : 0.32 mm

Compound	R.T.	Response	Conc Units
-----			
System Monitoring Compounds			
1) S Hexacosane	8.202	40306442	40.581 ppm
Spiked Amount	100.000	Recovery	= 40.58%
Target Compounds			
2) H TPH (C10-C28)	4.817	604392340	614.018 ppm
3) H TPH (>C28-C40)	9.372	442334638	812.767 ppm
5) H TPH (Kerosene)	4.060	276491387	328.587 ppm
7) H TPH (Motor Oil)	9.372	821571595	1508.567 ppm
-----			

(f)=RT Delta > 1/2 Window (m)=manual int.

8.1.12  
8

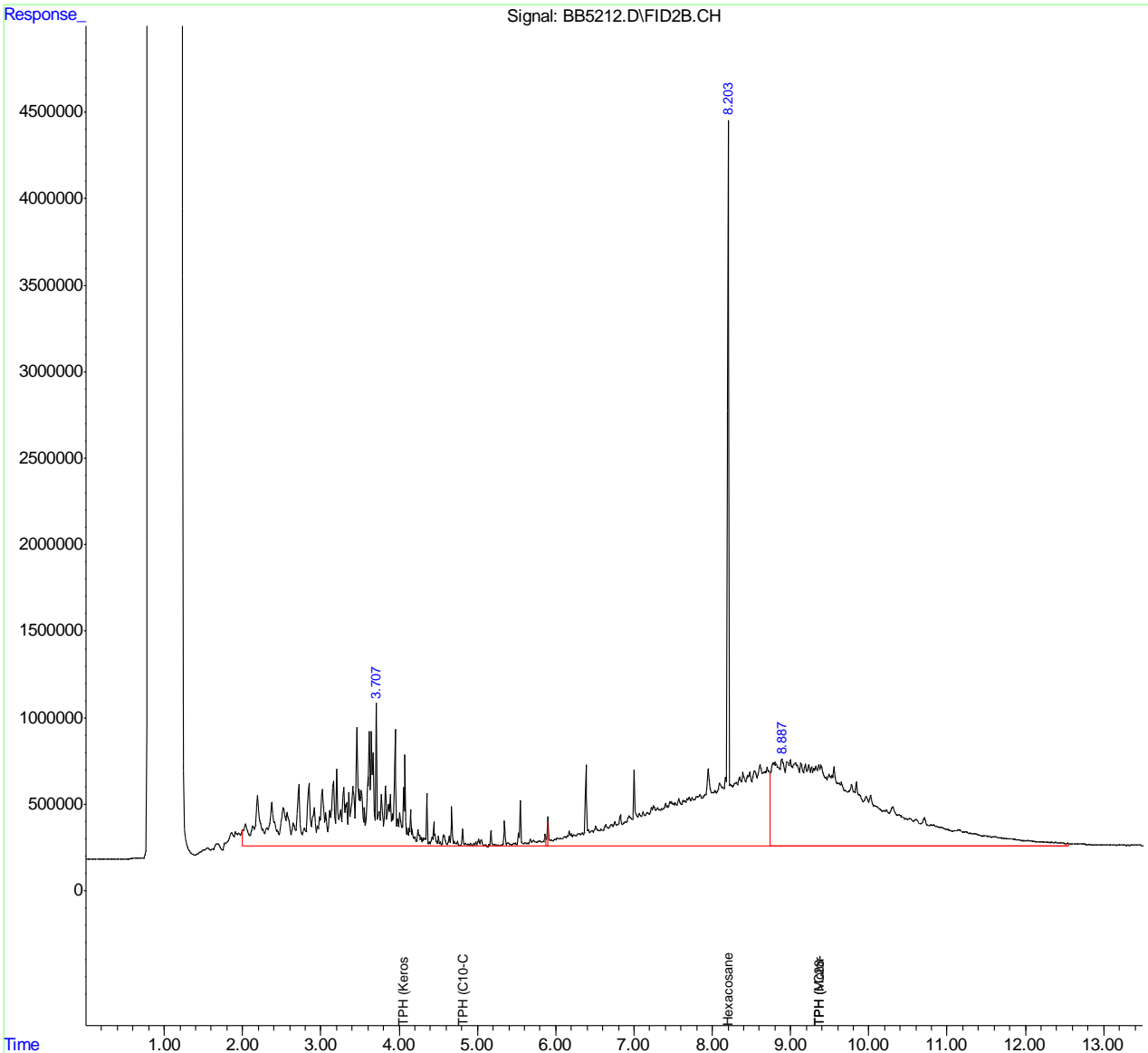
Quantitation Report (QT Reviewed)

Data Path : C:\msdchem\1\DATA\GBB170\  
Data File : BB5212.D  
Signal(s) : FID2B.CH  
Acq On : 10 Jul 2016 5:02 am  
Operator : MAIT  
Sample : C46435-14  
Misc : OP14613,GBB170,30.11,,,1,2,S  
ALS Vial : 18 Sample Multiplier: 1

Integration File: autoint1.e  
Quant Time: Jul 11 17:51:55 2016  
Quant Method : C:\msdchem\1\METHODS\GBB169.M  
Quant Title : DRO calibration: from column  
QLast Update : Fri Jul 08 13:39:47 2016  
Response via : Initial Calibration  
Integrator: ChemStation 6890 Scale Mode: Large solvent peaks clipped

Volume Inj. : 1.0 uL  
Signal Phase : HP-5  
Signal Info : 0.32 mm

8.1.12  
8



Quantitation Report (QT Reviewed)

Data Path : C:\msdchem\1\DATA\GBB170\  
Data File : BB5201.D  
Signal(s) : FID2B.CH  
Acq On : 10 Jul 2016 1:23 am  
Operator : MAIT  
Sample : C46435-15  
Misc : OP14613,GBB170,30.07,,,1,1,S  
ALS Vial : 8 Sample Multiplier: 1

Integration File: autoint1.e  
Quant Time: Jul 11 17:25:55 2016  
Quant Method : C:\msdchem\1\METHODS\GBB169.M  
Quant Title : DRO calibration: fron column  
QLast Update : Fri Jul 08 13:39:47 2016  
Response via : Initial Calibration  
Integrator: ChemStation 6890 Scale Mode: Large solvent peaks clipped

Volume Inj. : 1.0 uL  
Signal Phase : HP-5  
Signal Info : 0.32 mm

Compound	R.T.	Response	Conc Units
-----			
System Monitoring Compounds			
1) S Hexacosane	8.204	74350036	74.857 ppm
Spiked Amount	100.000	Recovery	= 74.86%
Target Compounds			
2) H TPH (C10-C28)	4.817	508382003	516.479 ppm
3) H TPH (>C28-C40)	9.372	42644236	78.357 ppm
6) H TPH (Diesel)	4.817	508382003	516.656 ppm
7) H TPH (Motor Oil)	9.372	42644236	78.303 ppm
-----			

(f)=RT Delta > 1/2 Window

(m)=manual int.

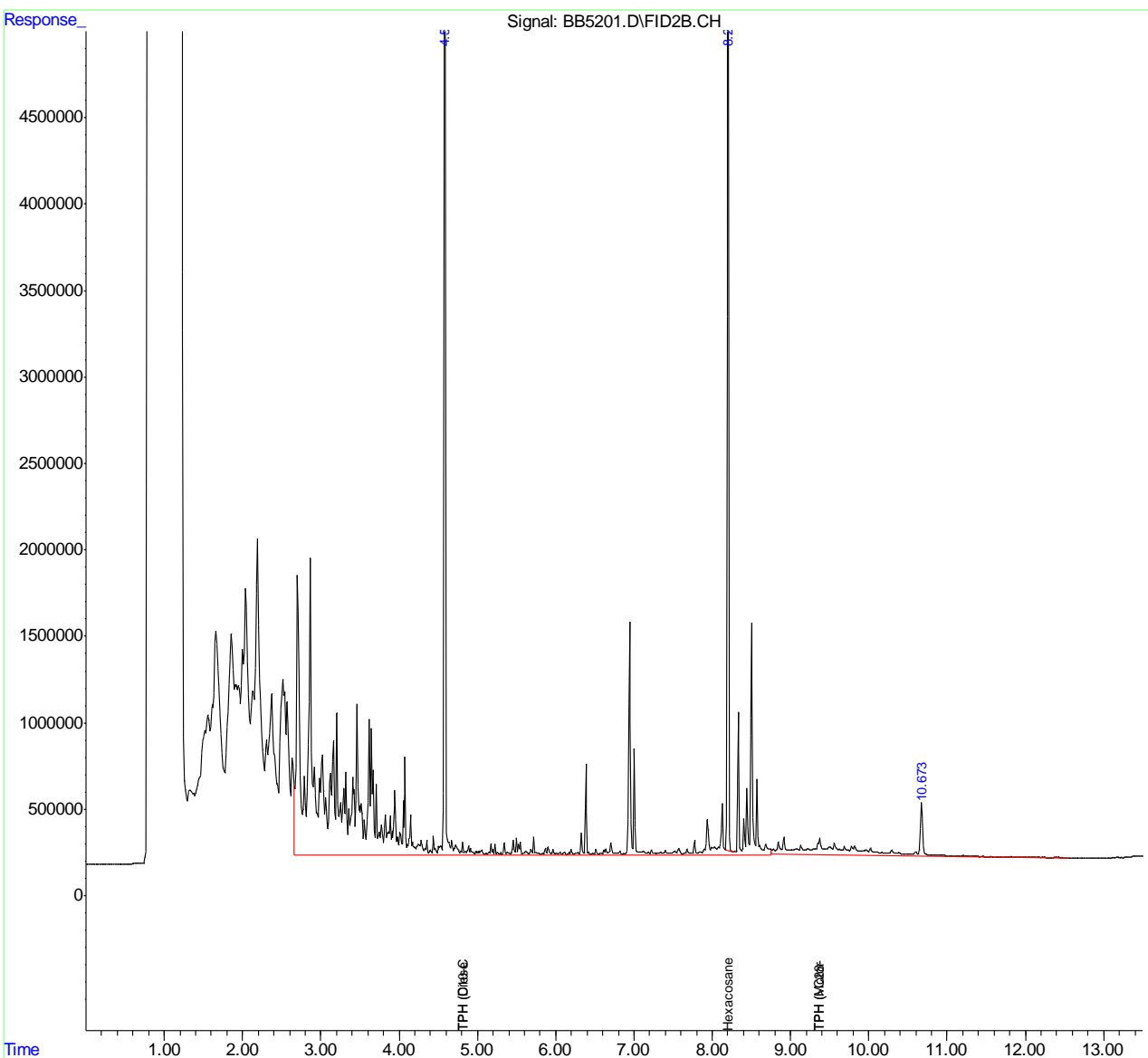
8.1.13  
8

Quantitation Report (QT Reviewed)

Data Path : C:\msdchem\1\DATA\GBB170\  
Data File : BB5201.D  
Signal(s) : FID2B.CH  
Acq On : 10 Jul 2016 1:23 am  
Operator : MAIT  
Sample : C46435-15  
Misc : OP14613,GBB170,30.07,,,1,1,S  
ALS Vial : 8 Sample Multiplier: 1

Integration File: autoint1.e  
Quant Time: Jul 11 17:25:55 2016  
Quant Method : C:\msdchem\1\METHODS\GBB169.M  
Quant Title : DRO calibration: from column  
QLast Update : Fri Jul 08 13:39:47 2016  
Response via : Initial Calibration  
Integrator: ChemStation 6890 Scale Mode: Large solvent peaks clipped

Volume Inj. : 1.0 uL  
Signal Phase : HP-5  
Signal Info : 0.32 mm



8.1.13  
8

Quantitation Report (QT Reviewed)

Data Path : C:\msdchem\1\DATA\GBB170\  
Data File : BB5202.D  
Signal(s) : FID2B.CH  
Acq On : 10 Jul 2016 1:43 am  
Operator : MAIT  
Sample : C46435-16  
Misc : OP14613,GBB170,30.28,,,1,1,S  
ALS Vial : 9 Sample Multiplier: 1

Integration File: autoint1.e  
Quant Time: Jul 11 17:26:25 2016  
Quant Method : C:\msdchem\1\METHODS\GBB169.M  
Quant Title : DRO calibration: fron column  
QLast Update : Fri Jul 08 13:39:47 2016  
Response via : Initial Calibration  
Integrator: ChemStation 6890 Scale Mode: Large solvent peaks clipped

Volume Inj. : 1.0 uL  
Signal Phase : HP-5  
Signal Info : 0.32 mm

Compound	R.T.	Response	Conc Units
-----			
System Monitoring Compounds			
1) S Hexacosane	8.204	75289563	75.803 ppm
Spiked Amount	100.000	Recovery	= 75.80%
Target Compounds			
2) H TPH (C10-C28)	4.817	43900669	44.600 ppm
3) H TPH (>C28-C40)	9.372	33217231	61.035 ppm
6) H TPH (Diesel)	4.817	43900669	44.615 ppm
7) H TPH (Motor Oil)	9.372	33217231	60.993 ppm
-----			

(f)=RT Delta > 1/2 Window

(m)=manual int.

8.1.14  
8

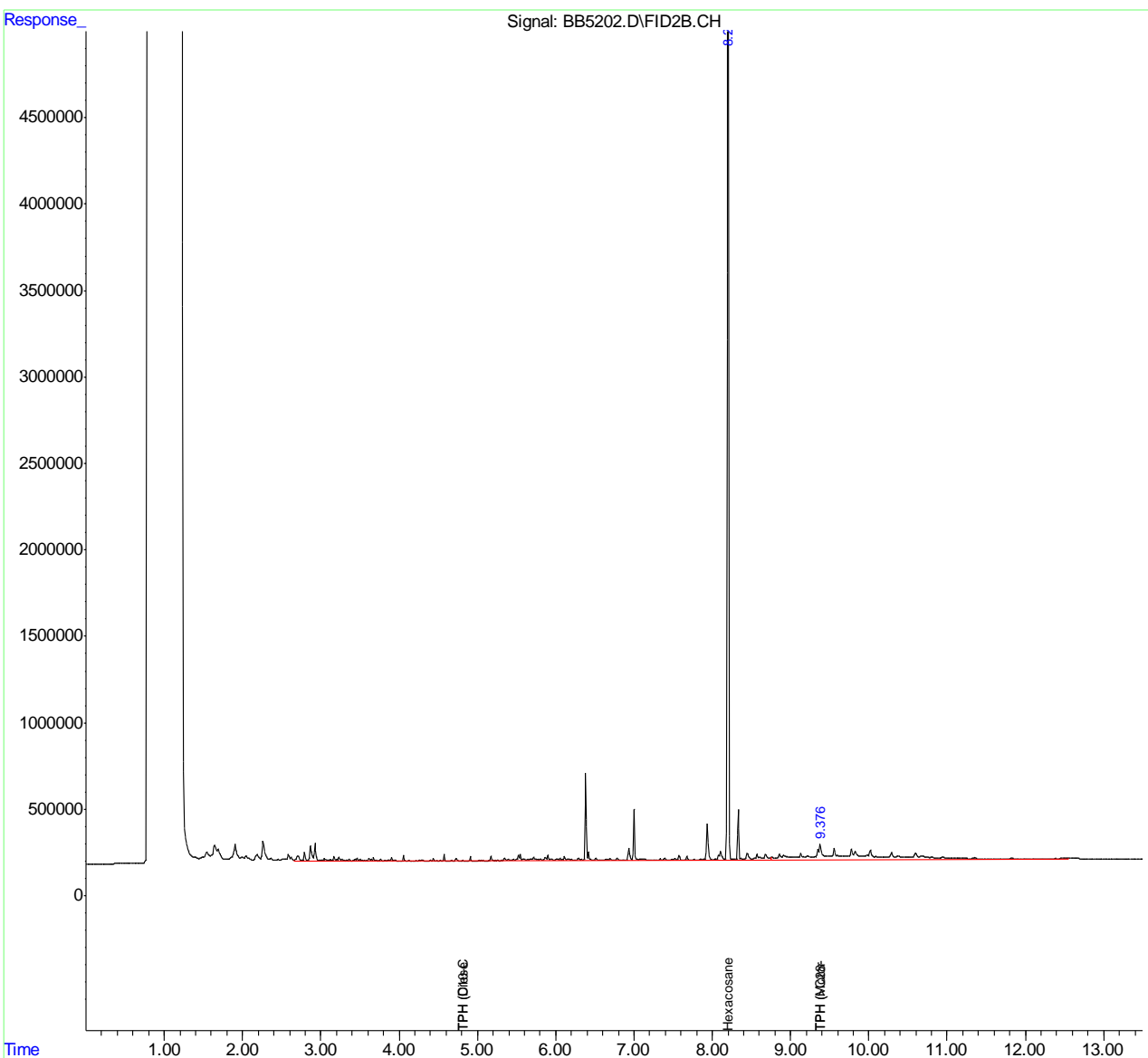


Quantitation Report (QT Reviewed)

Data Path : C:\msdchem\1\DATA\GBB170\  
Data File : BB5202.D  
Signal(s) : FID2B.CH  
Acq On : 10 Jul 2016 1:43 am  
Operator : MAIT  
Sample : C46435-16  
Misc : OP14613,GBB170,30.28,,,1,1,S  
ALS Vial : 9 Sample Multiplier: 1

Integration File: autoint1.e  
Quant Time: Jul 11 17:26:25 2016  
Quant Method : C:\msdchem\1\METHODS\GBB169.M  
Quant Title : DRO calibration: from column  
QLast Update : Fri Jul 08 13:39:47 2016  
Response via : Initial Calibration  
Integrator: ChemStation 6890 Scale Mode: Large solvent peaks clipped

Volume Inj. : 1.0 uL  
Signal Phase : HP-5  
Signal Info : 0.32 mm



8.1.14  
8

Quantitation Report (QT Reviewed)

Data Path : C:\msdchem\1\DATA\GBB170\  
Data File : BB5203.D  
Signal(s) : FID2B.CH  
Acq On : 10 Jul 2016 2:03 am  
Operator : MAIT  
Sample : C46435-17  
Misc : OP14613,GBB170,30.17,,,1,1,S  
ALS Vial : 10 Sample Multiplier: 1

Integration File: autoint1.e  
Quant Time: Jul 11 17:26:39 2016  
Quant Method : C:\msdchem\1\METHODS\GBB169.M  
Quant Title : DRO calibration: fron column  
QLast Update : Fri Jul 08 13:39:47 2016  
Response via : Initial Calibration  
Integrator: ChemStation 6890 Scale Mode: Large solvent peaks clipped

Volume Inj. : 1.0 uL  
Signal Phase : HP-5  
Signal Info : 0.32 mm

Compound	R.T.	Response	Conc Units
-----			
System Monitoring Compounds			
1) S Hexacosane	8.205	76806454	77.330 ppm
Spiked Amount	100.000	Recovery =	77.33%
Target Compounds			
2) H TPH (C10-C28)	4.817	190923723	193.965 ppm
3) H TPH (>C28-C40)	9.372	29658795	54.497 ppm
6) H TPH (Diesel)	4.817	190923723	194.031 ppm
7) H TPH (Motor Oil)	9.372	29658795	54.459 ppm
-----			

(f)=RT Delta > 1/2 Window

(m)=manual int.

8.1.15  
8

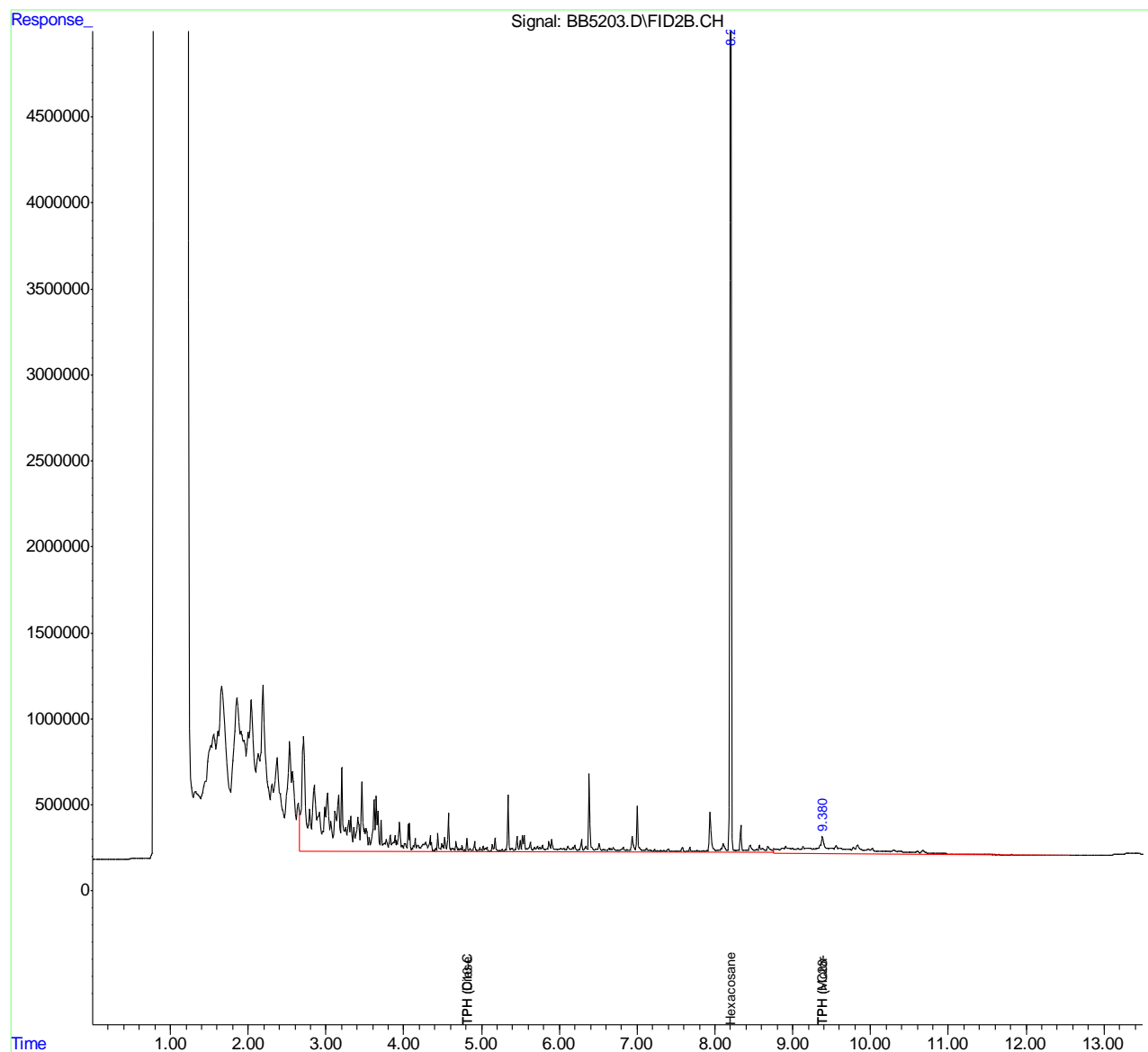
Quantitation Report (QT Reviewed)

Data Path : C:\msdchem\1\DATA\GBB170\  
Data File : BB5203.D  
Signal(s) : FID2B.CH  
Acq On : 10 Jul 2016 2:03 am  
Operator : MAIT  
Sample : C46435-17  
Misc : OP14613,GBB170,30.17,,,1,1,S  
ALS Vial : 10 Sample Multiplier: 1

Integration File: autoint1.e  
Quant Time: Jul 11 17:26:39 2016  
Quant Method : C:\msdchem\1\METHODS\GBB169.M  
Quant Title : DRO calibration: from column  
QLast Update : Fri Jul 08 13:39:47 2016  
Response via : Initial Calibration  
Integrator: ChemStation 6890 Scale Mode: Large solvent peaks clipped

Volume Inj. : 1.0 uL  
Signal Phase : HP-5  
Signal Info : 0.32 mm

8.1.15  
8



Quantitation Report (QT Reviewed)

Data Path : C:\msdchem\1\DATA\GBB170\  
Data File : BB5204.D  
Signal(s) : FID2B.CH  
Acq On : 10 Jul 2016 2:23 am  
Operator : MAIT  
Sample : C46435-18  
Misc : OP14613,GBB170,30.16,,,1,1,S  
ALS Vial : 11 Sample Multiplier: 1

Integration File: autoint1.e  
Quant Time: Jul 11 17:27:23 2016  
Quant Method : C:\msdchem\1\METHODS\GBB169.M  
Quant Title : DRO calibration: fron column  
QLast Update : Fri Jul 08 13:39:47 2016  
Response via : Initial Calibration  
Integrator: ChemStation 6890 Scale Mode: Large solvent peaks clipped

Volume Inj. : 1.0 uL  
Signal Phase : HP-5  
Signal Info : 0.32 mm

Compound	R.T.	Response	Conc Units
-----			
System Monitoring Compounds			
1) S Hexacosane	8.203	73394565	73.895 ppm
Spiked Amount	100.000	Recovery	= 73.89%
Target Compounds			
2) H TPH (C10-C28)	4.817	23603756	23.980 ppm
3) H TPH (>C28-C40)	9.372	15467646	28.421 ppm
6) H TPH (Diesel)	4.817	23603756	23.988 ppm
7) H TPH (Motor Oil)	9.372	15781477	28.978 ppm
-----			

(f)=RT Delta > 1/2 Window (m)=manual int.

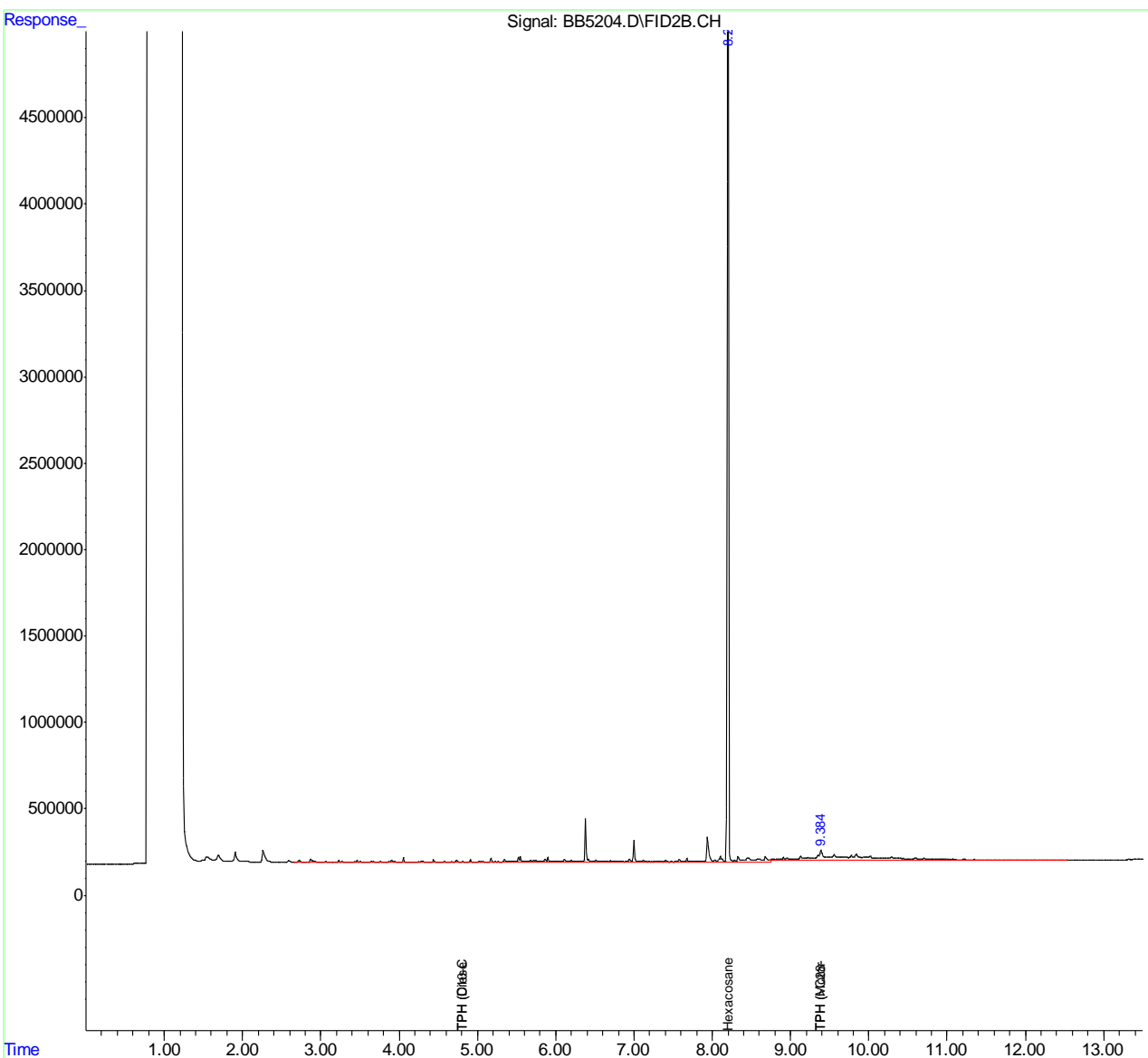
8.1.16  
8

Quantitation Report (QT Reviewed)

Data Path : C:\msdchem\1\DATA\GBB170\  
Data File : BB5204.D  
Signal(s) : FID2B.CH  
Acq On : 10 Jul 2016 2:23 am  
Operator : MAIT  
Sample : C46435-18  
Misc : OP14613,GBB170,30.16,,,1,1,S  
ALS Vial : 11 Sample Multiplier: 1

Integration File: autoint1.e  
Quant Time: Jul 11 17:27:23 2016  
Quant Method : C:\msdchem\1\METHODS\GBB169.M  
Quant Title : DRO calibration: from column  
QLast Update : Fri Jul 08 13:39:47 2016  
Response via : Initial Calibration  
Integrator: ChemStation 6890 Scale Mode: Large solvent peaks clipped

Volume Inj. : 1.0 uL  
Signal Phase : HP-5  
Signal Info : 0.32 mm



8.116  
8

Quantitation Report (QT Reviewed)

Data Path : C:\msdchem\1\DATA\GBB170\  
 Data File : BB5187.D  
 Signal(s) : FID2B.CH  
 Acq On : 09 Jul 2016 8:43 pm  
 Operator : MAIT  
 Sample : OP14613-MB  
 Misc : OP14613,GBB170,30.00,,,1,1,S  
 ALS Vial : 85 Sample Multiplier: 1

Integration File: autoint1.e  
 Quant Time: Jul 11 17:07:52 2016  
 Quant Method : C:\msdchem\1\METHODS\GBB169.M  
 Quant Title : DRO calibration: fron column  
 QLast Update : Fri Jul 08 13:39:47 2016  
 Response via : Initial Calibration  
 Integrator: ChemStation 6890 Scale Mode: Large solvent peaks clipped

Volume Inj. : 1.0 uL  
 Signal Phase : HP-5  
 Signal Info : 0.32 mm

Compound	R.T.	Response	Conc Units
-----			
System Monitoring Compounds			
1) S Hexacosane	8.204	76272052	76.792 ppm
Spiked Amount 100.000		Recovery =	76.79%
Target Compounds			
2) H TPH (C10-C28)	4.817	21727536	22.074 ppm
3) H TPH (>C28-C40)	9.372	26970826	49.558 ppm
6) H TPH (Diesel)	4.817	21727536	22.081 ppm
7) H TPH (Motor Oil)	9.372	26970826	49.524 ppm
-----			

(f)=RT Delta > 1/2 Window

(m)=manual int.

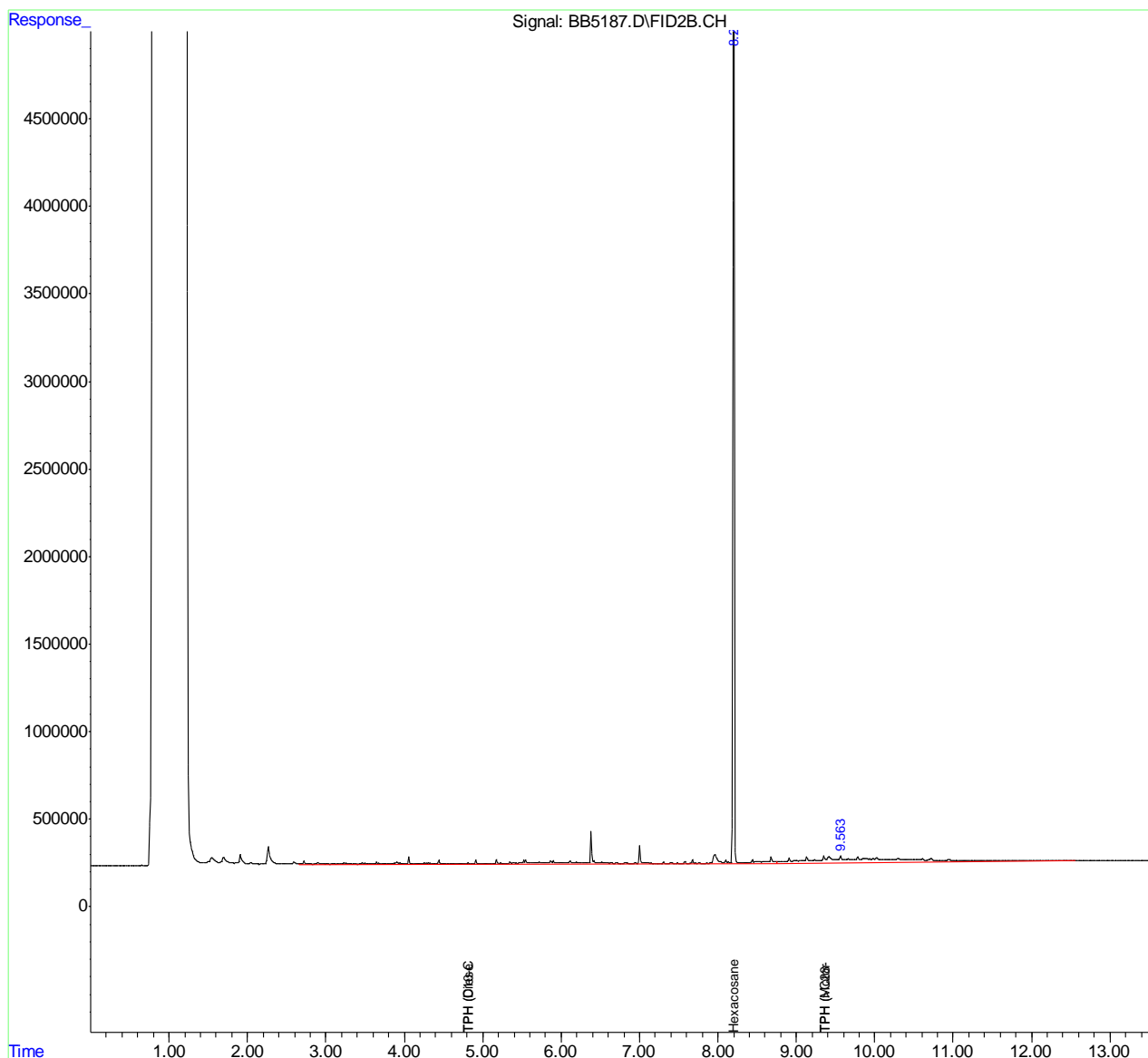
8.2.1  
8

Quantitation Report (QT Reviewed)

Data Path : C:\msdchem\1\DATA\GBB170\  
Data File : BB5187.D  
Signal(s) : FID2B.CH  
Acq On : 09 Jul 2016 8:43 pm  
Operator : MAIT  
Sample : OP14613-MB  
Misc : OP14613,GBB170,30.00,,,1,1,S  
ALS Vial : 85 Sample Multiplier: 1

Integration File: autoint1.e  
Quant Time: Jul 11 17:07:52 2016  
Quant Method : C:\msdchem\1\METHODS\GBB169.M  
Quant Title : DRO calibration: fron column  
QLast Update : Fri Jul 08 13:39:47 2016  
Response via : Initial Calibration  
Integrator: ChemStation 6890 Scale Mode: Large solvent peaks clipped

Volume Inj. : 1.0 uL  
Signal Phase : HP-5  
Signal Info : 0.32 mm



## Metals Analysis

---

### QC Data Summaries

---

Includes the following where applicable:

- Method Blank Summaries
- Matrix Spike and Duplicate Summaries
- Blank Spike and Lab Control Sample Summaries
- Serial Dilution Summaries



BLANK RESULTS SUMMARY  
Part 2 - Method Blanks

Login Number: C46435  
Account: ATCCAR - ATC Group Services  
Project: Premier Hyundai 2820 Broadway Oakland

QC Batch ID: MP11595  
Matrix Type: SOLID

Methods: SW846 6010B  
Units: mg/kg

Prep Date: 07/11/16

Metal	RL	IDL	MDL	MB raw	final
Aluminum	20	.54	1.5		
Antimony	2.0	.16	.18		
Arsenic	2.0	.17	.17		
Barium	20	.025	.09		
Beryllium	1.0	.019	.01		
Boron	10	.27	.15		
Cadmium	1.0	.032	.031		
Calcium	500	1.9	4.5		
Chromium	1.0	.12	.054		
Cobalt	1.0	.049	.025		
Copper	2.5	.1	.15		
Iron	20	.51	.76		
Lead	2.0	.11	.14	0.050	<2.0
Magnesium	500	3.7	2.1		
Manganese	1.5	.021	.026		
Molybdenum	2.0	.11	.04		
Nickel	1.0	.045	.047		
Potassium	1000	2.9	4.6		
Selenium	2.0	.49	.33		
Silicon	20	.22	.43		
Silver	1.0	.089	.067		
Sodium	1000	2.6	1.2		
Strontium	1.0	.014	.018		
Thallium	2.0	.39	.12		
Tin	50	.3	.28		
Titanium	1.0	.076	.13		
Vanadium	1.0	.043	.074		
Zinc	2.0	.11	.22		

Associated samples MP11595: C46435-1, C46435-2, C46435-3, C46435-4, C46435-7, C46435-8, C46435-9, C46435-10, C46435-11, C46435-12, C46435-13, C46435-14, C46435-15, C46435-16, C46435-17, C46435-18

Results < IDL are shown as zero for calculation purposes  
(\* ) Outside of QC limits  
(anr) Analyte not requested

9.1.1  
9

MATRIX SPIKE AND DUPLICATE RESULTS SUMMARY

Login Number: C46435  
 Account: ATCCAR - ATC Group Services  
 Project: Premier Hyundai 2820 Broadway Oakland

QC Batch ID: MP11595  
 Matrix Type: SOLID

Methods: SW846 6010B  
 Units: mg/kg

Prep Date: 07/11/16

Metal	C46435-18 Original MS	SpikeLot MPIR5	% Rec	QC Limits
Aluminum				
Antimony	anr			
Arsenic	anr			
Barium	anr			
Beryllium	anr			
Boron				
Cadmium	anr			
Calcium				
Chromium	anr			
Cobalt	anr			
Copper	anr			
Iron				
Lead	3.1	44.3	45.9	89.8 75-125
Magnesium				
Manganese				
Molybdenum	anr			
Nickel	anr			
Potassium				
Selenium	anr			
Silicon				
Silver	anr			
Sodium				
Strontium				
Thallium	anr			
Tin				
Titanium				
Vanadium	anr			
Zinc	anr			

Associated samples MP11595: C46435-1, C46435-2, C46435-3, C46435-4, C46435-7, C46435-8, C46435-9, C46435-10, C46435-11, C46435-12, C46435-13, C46435-14, C46435-15, C46435-16, C46435-17, C46435-18

Results < IDL are shown as zero for calculation purposes  
 (\*) Outside of QC limits  
 (N) Matrix Spike Rec. outside of QC limits  
 (anr) Analyte not requested

9.1.2  
 9

MATRIX SPIKE AND DUPLICATE RESULTS SUMMARY

Login Number: C46435  
 Account: ATCCAR - ATC Group Services  
 Project: Premier Hyundai 2820 Broadway Oakland

QC Batch ID: MP11595  
 Matrix Type: SOLID

Methods: SW846 6010B  
 Units: mg/kg

Prep Date: 07/11/16

Metal	C46435-18 Original MSD	SpikeLot MPIR5	% Rec	MSD RPD	QC Limit
Aluminum					
Antimony	anr				
Arsenic	anr				
Barium	anr				
Beryllium	anr				
Boron					
Cadmium	anr				
Calcium					
Chromium	anr				
Cobalt	anr				
Copper	anr				
Iron					
Lead	3.1	45.5	46.3	91.6	2.7 20
Magnesium					
Manganese					
Molybdenum	anr				
Nickel	anr				
Potassium					
Selenium	anr				
Silicon					
Silver	anr				
Sodium					
Strontium					
Thallium	anr				
Tin					
Titanium					
Vanadium	anr				
Zinc	anr				

Associated samples MP11595: C46435-1, C46435-2, C46435-3, C46435-4, C46435-7, C46435-8, C46435-9, C46435-10, C46435-11, C46435-12, C46435-13, C46435-14, C46435-15, C46435-16, C46435-17, C46435-18

Results < IDL are shown as zero for calculation purposes  
 (\*) Outside of QC limits  
 (N) Matrix Spike Rec. outside of QC limits  
 (anr) Analyte not requested

9.1.2  
 9

SPIKE BLANK AND LAB CONTROL SAMPLE SUMMARY

Login Number: C46435  
 Account: ATCCAR - ATC Group Services  
 Project: Premier Hyundai 2820 Broadway Oakland

QC Batch ID: MP11595  
 Matrix Type: SOLID

Methods: SW846 6010B  
 Units: mg/kg

Prep Date: 07/11/16

Metal	BSP Result	Spikelot MPIR5	% Rec	QC Limits
Aluminum				
Antimony	anr			
Arsenic	anr			
Barium	anr			
Beryllium	anr			
Boron				
Cadmium	anr			
Calcium				
Chromium	anr			
Cobalt	anr			
Copper	anr			
Iron				
Lead	44.2	50	88.4	80-120
Magnesium				
Manganese				
Molybdenum	anr			
Nickel	anr			
Potassium				
Selenium	anr			
Silicon				
Silver	anr			
Sodium				
Strontium				
Thallium	anr			
Tin				
Titanium				
Vanadium	anr			
Zinc	anr			

Associated samples MP11595: C46435-1, C46435-2, C46435-3, C46435-4, C46435-7, C46435-8, C46435-9, C46435-10, C46435-11, C46435-12, C46435-13, C46435-14, C46435-15, C46435-16, C46435-17, C46435-18

Results < IDL are shown as zero for calculation purposes  
 (\*) Outside of QC limits  
 (anr) Analyte not requested

9.1.3  
 9

SERIAL DILUTION RESULTS SUMMARY

Login Number: C46435  
 Account: ATCCAR - ATC Group Services  
 Project: Premier Hyundai 2820 Broadway Oakland

QC Batch ID: MP11595  
 Matrix Type: SOLID

Methods: SW846 6010B  
 Units: ug/l

Prep Date: 07/11/16

Metal	C46435-18 Original	SDL 1:5	%DIF	QC Limits
Aluminum				
Antimony	anr			
Arsenic	anr			
Barium	anr			
Beryllium	anr			
Boron				
Cadmium	anr			
Calcium				
Chromium	anr			
Cobalt	anr			
Copper	anr			
Iron				
Lead	31.9	37.9	18.8 (a)	0-10
Magnesium				
Manganese				
Molybdenum	anr			
Nickel	anr			
Potassium				
Selenium	anr			
Silicon				
Silver	anr			
Sodium				
Strontium				
Thallium	anr			
Tin				
Titanium				
Vanadium	anr			
Zinc	anr			

Associated samples MP11595: C46435-1, C46435-2, C46435-3, C46435-4, C46435-7, C46435-8, C46435-9, C46435-10, C46435-11, C46435-12, C46435-13, C46435-14, C46435-15, C46435-16, C46435-17, C46435-18

Results < IDL are shown as zero for calculation purposes

(\*) Outside of QC limits

(anr) Analyte not requested

(a) Percent difference acceptable due to low initial sample concentration (< 50 times IDL).

9.1.4  
9

### Technical Report for

ATC Group Services

Premier Hyundai 2820 Broadway Oakland

SGS Accutest Job Number: C46436

Sampling Date: 07/07/16

Report to:

ATC Group Services  
945 Highland Pointe Dr Suite 250  
Roseville, CA  
gabe.stivala@atcassociates.com

ATTN: Gabe Stivala

Total number of pages in report: **88**



Test results contained within this data package meet the requirements of the National Environmental Laboratory Accreditation Program and/or state specific certification programs as applicable.

James J. Rhudy  
Lab Director

Client Service contact: Nutan Kabir 408-588-0200

Certifications: CA (ELAP 2910) AK (UST-092) AZ (AZ0762) NV (CA00150) OR (CA300006) WA (C925)  
DoD ELAP (L-A-B L2242)

This report shall not be reproduced, except in its entirety, without the written approval of SGS Accutest.  
Test results relate only to samples analyzed.

# Table of Contents

-1-

<b>Section 1: Sample Summary</b> .....	<b>3</b>
<b>Section 2: Summary of Hits</b> .....	<b>4</b>
<b>Section 3: Sample Results</b> .....	<b>5</b>
<b>3.1: C46436-1: B27W</b> .....	6
<b>3.2: C46436-2: B29W</b> .....	9
<b>Section 4: Misc. Forms</b> .....	<b>12</b>
<b>4.1: Chain of Custody</b> .....	13
<b>Section 5: GC/MS Volatiles - QC Data Summaries</b> .....	<b>15</b>
<b>5.1: Method Blank Summary</b> .....	16
<b>5.2: Blank Spike/Blank Spike Duplicate Summary</b> .....	22
<b>5.3: Laboratory Control Sample Summary</b> .....	28
<b>5.4: Matrix Spike/Matrix Spike Duplicate Summary</b> .....	30
<b>Section 6: GC/MS Volatiles - Raw Data</b> .....	<b>36</b>
<b>6.1: Samples</b> .....	37
<b>6.2: Method Blanks</b> .....	73

1

2

3

4

5

6



### Sample Summary

ATC Group Services

Job No: C46436

Premier Hyundai 2820 Broadway Oakland

Sample Number	Collected Date	Time By	Received	Matrix Code	Type	Client Sample ID
C46436-1	07/07/16	12:00 JK	07/07/16	AQ	Ground Water	B27W
C46436-2	07/07/16	12:10 JK	07/07/16	AQ	Ground Water	B29W



## Summary of Hits

**Job Number:** C46436  
**Account:** ATC Group Services  
**Project:** Premier Hyundai 2820 Broadway Oakland  
**Collected:** 07/07/16

Lab Sample ID	Client Sample ID	Result/ Qual	RL	MDL	Units	Method
---------------	------------------	-----------------	----	-----	-------	--------

**C46436-1 B27W**

Acetone <sup>a</sup>	88.9	20			ug/l	SW846 8260B
Benzene <sup>a</sup>	11.4	1.0			ug/l	SW846 8260B
sec-Butylbenzene <sup>a</sup>	2.1	2.0			ug/l	SW846 8260B
Chloroform <sup>a</sup>	1.0	1.0			ug/l	SW846 8260B
cis-1,2-Dichloroethylene <sup>a</sup>	1.0	1.0			ug/l	SW846 8260B
Ethylbenzene <sup>a</sup>	65.5	1.0			ug/l	SW846 8260B
Isopropylbenzene <sup>a</sup>	19.0	1.0			ug/l	SW846 8260B
p-Isopropyltoluene <sup>a</sup>	2.5	2.0			ug/l	SW846 8260B
Methyl ethyl ketone <sup>a</sup>	20.1	10			ug/l	SW846 8260B
Naphthalene <sup>a</sup>	8.3	5.0			ug/l	SW846 8260B
n-Propylbenzene <sup>a</sup>	22.7	2.0			ug/l	SW846 8260B
1,2,4-Trimethylbenzene <sup>a</sup>	5.1	2.0			ug/l	SW846 8260B
1,3,5-Trimethylbenzene <sup>a</sup>	14.2	2.0			ug/l	SW846 8260B
Toluene <sup>a</sup>	1.8	1.0			ug/l	SW846 8260B
Trichloroethylene <sup>a</sup>	53.1	1.0			ug/l	SW846 8260B
Xylene (total) <sup>a</sup>	18.3	2.0			ug/l	SW846 8260B
TPH-GRO (C6-C10) <sup>a</sup>	5710	500			ug/l	SW846 8260B

**C46436-2 B29W**

Benzene <sup>a</sup>	2820	100			ug/l	SW846 8260B
Ethylbenzene <sup>a</sup>	1390	100			ug/l	SW846 8260B
Isopropylbenzene <sup>a</sup>	110	100			ug/l	SW846 8260B
1,2,4-Trimethylbenzene <sup>a</sup>	713	200			ug/l	SW846 8260B
1,3,5-Trimethylbenzene <sup>a</sup>	239	200			ug/l	SW846 8260B
Toluene <sup>a</sup>	4160	100			ug/l	SW846 8260B
Xylene (total) <sup>a</sup>	6800	200			ug/l	SW846 8260B
TPH-GRO (C6-C10) <sup>a</sup>	96700	5000			ug/l	SW846 8260B

(a) Sample vial contained more than 0.5cm of sediment.

Sample Results

---

Report of Analysis

---

SGS Accutest

## Report of Analysis

Page 1 of 3

<b>Client Sample ID:</b> B27W		<b>Date Sampled:</b> 07/07/16
<b>Lab Sample ID:</b> C46436-1		<b>Date Received:</b> 07/07/16
<b>Matrix:</b> AQ - Ground Water		<b>Percent Solids:</b> n/a
<b>Method:</b> SW846 8260B		
<b>Project:</b> Premier Hyundai 2820 Broadway Oakland		

	File ID	DF	Analyzed	By	Prep Date	Prep Batch	Analytical Batch
Run #1 <sup>a</sup>	R40972.D	1	07/08/16	CV	n/a	n/a	VR1577
Run #2 <sup>a</sup>	R41030.D	10	07/12/16	CV	n/a	n/a	VR1581

	Purge Volume
Run #1	10.0 ml
Run #2	10.0 ml

## VOA 8260 List

CAS No.	Compound	Result	RL	Units	Q
67-64-1	Acetone	88.9	20	ug/l	
71-43-2	Benzene	11.4	1.0	ug/l	
108-86-1	Bromobenzene	ND	1.0	ug/l	
74-97-5	Bromochloromethane	ND	1.0	ug/l	
75-27-4	Bromodichloromethane	ND	1.0	ug/l	
75-25-2	Bromoform	ND	1.0	ug/l	
104-51-8	n-Butylbenzene	ND	2.0	ug/l	
135-98-8	sec-Butylbenzene	2.1	2.0	ug/l	
98-06-6	tert-Butylbenzene	ND	2.0	ug/l	
108-90-7	Chlorobenzene	ND	1.0	ug/l	
75-00-3	Chloroethane	ND	1.0	ug/l	
67-66-3	Chloroform	1.0	1.0	ug/l	
95-49-8	o-Chlorotoluene	ND	2.0	ug/l	
106-43-4	p-Chlorotoluene	ND	2.0	ug/l	
56-23-5	Carbon tetrachloride	ND	1.0	ug/l	
75-34-3	1,1-Dichloroethane	ND	1.0	ug/l	
75-35-4	1,1-Dichloroethylene	ND	1.0	ug/l	
563-58-6	1,1-Dichloropropene	ND	1.0	ug/l	
96-12-8	1,2-Dibromo-3-chloropropane	ND	2.0	ug/l	
106-93-4	1,2-Dibromoethane	ND	1.0	ug/l	
107-06-2	1,2-Dichloroethane	ND	1.0	ug/l	
78-87-5	1,2-Dichloropropane	ND	1.0	ug/l	
142-28-9	1,3-Dichloropropane	ND	1.0	ug/l	
108-20-3	Di-Isopropyl ether	ND	2.0	ug/l	
594-20-7	2,2-Dichloropropane	ND	1.0	ug/l	
124-48-1	Dibromochloromethane	ND	1.0	ug/l	
75-71-8	Dichlorodifluoromethane	ND	1.0	ug/l	
156-59-2	cis-1,2-Dichloroethylene	1.0	1.0	ug/l	
10061-01-5	cis-1,3-Dichloropropene	ND	1.0	ug/l	
541-73-1	m-Dichlorobenzene	ND	1.0	ug/l	
95-50-1	o-Dichlorobenzene	ND	1.0	ug/l	
106-46-7	p-Dichlorobenzene	ND	1.0	ug/l	

ND = Not detected

RL = Reporting Limit

E = Indicates value exceeds calibration range

J = Indicates an estimated value

B = Indicates analyte found in associated method blank

N = Indicates presumptive evidence of a compound

# Report of Analysis

<b>Client Sample ID:</b> B27W		<b>Date Sampled:</b> 07/07/16
<b>Lab Sample ID:</b> C46436-1		<b>Date Received:</b> 07/07/16
<b>Matrix:</b> AQ - Ground Water		<b>Percent Solids:</b> n/a
<b>Method:</b> SW846 8260B		
<b>Project:</b> Premier Hyundai 2820 Broadway Oakland		

**VOA 8260 List**

CAS No.	Compound	Result	RL	Units	Q
156-60-5	trans-1,2-Dichloroethylene	ND	1.0	ug/l	
10061-02-6	trans-1,3-Dichloropropene	ND	1.0	ug/l	
100-41-4	Ethylbenzene	65.5	1.0	ug/l	
637-92-3	Ethyl Tert Butyl Ether	ND	2.0	ug/l	
591-78-6	2-Hexanone	ND	10	ug/l	
87-68-3	Hexachlorobutadiene	ND	2.0	ug/l	
98-82-8	Isopropylbenzene	19.0	1.0	ug/l	
99-87-6	p-Isopropyltoluene	2.5	2.0	ug/l	
108-10-1	4-Methyl-2-pentanone	ND	10	ug/l	
74-83-9	Methyl bromide	ND	2.0	ug/l	
74-87-3	Methyl chloride	ND	1.0	ug/l	
74-95-3	Methylene bromide	ND	1.0	ug/l	
75-09-2	Methylene chloride	ND	10	ug/l	
78-93-3	Methyl ethyl ketone	20.1	10	ug/l	
1634-04-4	Methyl Tert Butyl Ether	ND	1.0	ug/l	
91-20-3	Naphthalene	8.3	5.0	ug/l	
103-65-1	n-Propylbenzene	22.7	2.0	ug/l	
100-42-5	Styrene	ND	1.0	ug/l	
994-05-8	Tert-Amyl Methyl Ether	ND	2.0	ug/l	
75-65-0	Tert-Butyl Alcohol	ND	10	ug/l	
630-20-6	1,1,1,2-Tetrachloroethane	ND	1.0	ug/l	
71-55-6	1,1,1-Trichloroethane	ND	1.0	ug/l	
79-34-5	1,1,2,2-Tetrachloroethane	ND	1.0	ug/l	
79-00-5	1,1,2-Trichloroethane	ND	1.0	ug/l	
87-61-6	1,2,3-Trichlorobenzene	ND	2.0	ug/l	
96-18-4	1,2,3-Trichloropropane	ND	2.0	ug/l	
120-82-1	1,2,4-Trichlorobenzene	ND	2.0	ug/l	
95-63-6	1,2,4-Trimethylbenzene	5.1	2.0	ug/l	
108-67-8	1,3,5-Trimethylbenzene	14.2	2.0	ug/l	
127-18-4	Tetrachloroethylene	ND	1.0	ug/l	
108-88-3	Toluene	1.8	1.0	ug/l	
79-01-6	Trichloroethylene	53.1	1.0	ug/l	
75-69-4	Trichlorofluoromethane	ND	1.0	ug/l	
75-01-4	Vinyl chloride	ND	1.0	ug/l	
1330-20-7	Xylene (total)	18.3	2.0	ug/l	
	TPH-GRO (C6-C10)	5710 <sup>b</sup>	500	ug/l	

CAS No.	Surrogate Recoveries	Run# 1	Run# 2	Limits
1868-53-7	Dibromofluoromethane	101%	108%	80-123%

ND = Not detected

RL = Reporting Limit

E = Indicates value exceeds calibration range

J = Indicates an estimated value

B = Indicates analyte found in associated method blank

N = Indicates presumptive evidence of a compound

## Report of Analysis

<b>Client Sample ID:</b> B27W	
<b>Lab Sample ID:</b> C46436-1	<b>Date Sampled:</b> 07/07/16
<b>Matrix:</b> AQ - Ground Water	<b>Date Received:</b> 07/07/16
<b>Method:</b> SW846 8260B	<b>Percent Solids:</b> n/a
<b>Project:</b> Premier Hyundai 2820 Broadway Oakland	

### VOA 8260 List

CAS No.	Surrogate Recoveries	Run# 1	Run# 2	Limits
2037-26-5	Toluene-D8	99%	102%	88-112%
460-00-4	4-Bromofluorobenzene	97%	95%	79-114%

- (a) Sample vial contained more than 0.5cm of sediment.
- (b) Result is from Run# 2

ND = Not detected  
 RL = Reporting Limit  
 E = Indicates value exceeds calibration range

J = Indicates an estimated value  
 B = Indicates analyte found in associated method blank  
 N = Indicates presumptive evidence of a compound

SGS Accutest

## Report of Analysis

Page 1 of 3

<b>Client Sample ID:</b> B29W		<b>Date Sampled:</b> 07/07/16
<b>Lab Sample ID:</b> C46436-2		<b>Date Received:</b> 07/07/16
<b>Matrix:</b> AQ - Ground Water		<b>Percent Solids:</b> n/a
<b>Method:</b> SW846 8260B		
<b>Project:</b> Premier Hyundai 2820 Broadway Oakland		

	File ID	DF	Analyzed	By	Prep Date	Prep Batch	Analytical Batch
Run #1 <sup>a</sup>	R41031.D	100	07/12/16	CV	n/a	n/a	VR1581
Run #2							

	Purge Volume
Run #1	10.0 ml
Run #2	

## VOA 8260 List

CAS No.	Compound	Result	RL	Units	Q
67-64-1	Acetone	ND	2000	ug/l	
71-43-2	Benzene	2820	100	ug/l	
108-86-1	Bromobenzene	ND	100	ug/l	
74-97-5	Bromochloromethane	ND	100	ug/l	
75-27-4	Bromodichloromethane	ND	100	ug/l	
75-25-2	Bromoform	ND	100	ug/l	
104-51-8	n-Butylbenzene	ND	200	ug/l	
135-98-8	sec-Butylbenzene	ND	200	ug/l	
98-06-6	tert-Butylbenzene	ND	200	ug/l	
108-90-7	Chlorobenzene	ND	100	ug/l	
75-00-3	Chloroethane	ND	100	ug/l	
67-66-3	Chloroform	ND	100	ug/l	
95-49-8	o-Chlorotoluene	ND	200	ug/l	
106-43-4	p-Chlorotoluene	ND	200	ug/l	
56-23-5	Carbon tetrachloride	ND	100	ug/l	
75-34-3	1,1-Dichloroethane	ND	100	ug/l	
75-35-4	1,1-Dichloroethylene	ND	100	ug/l	
563-58-6	1,1-Dichloropropene	ND	100	ug/l	
96-12-8	1,2-Dibromo-3-chloropropane	ND	200	ug/l	
106-93-4	1,2-Dibromoethane	ND	100	ug/l	
107-06-2	1,2-Dichloroethane	ND	100	ug/l	
78-87-5	1,2-Dichloropropane	ND	100	ug/l	
142-28-9	1,3-Dichloropropane	ND	100	ug/l	
108-20-3	Di-Isopropyl ether	ND	200	ug/l	
594-20-7	2,2-Dichloropropane	ND	100	ug/l	
124-48-1	Dibromochloromethane	ND	100	ug/l	
75-71-8	Dichlorodifluoromethane	ND	100	ug/l	
156-59-2	cis-1,2-Dichloroethylene	ND	100	ug/l	
10061-01-5	cis-1,3-Dichloropropene	ND	100	ug/l	
541-73-1	m-Dichlorobenzene	ND	100	ug/l	
95-50-1	o-Dichlorobenzene	ND	100	ug/l	
106-46-7	p-Dichlorobenzene	ND	100	ug/l	

ND = Not detected

RL = Reporting Limit

E = Indicates value exceeds calibration range

J = Indicates an estimated value

B = Indicates analyte found in associated method blank

N = Indicates presumptive evidence of a compound

## Report of Analysis

<b>Client Sample ID:</b>	B29W	<b>Date Sampled:</b>	07/07/16
<b>Lab Sample ID:</b>	C46436-2	<b>Date Received:</b>	07/07/16
<b>Matrix:</b>	AQ - Ground Water	<b>Percent Solids:</b>	n/a
<b>Method:</b>	SW846 8260B		
<b>Project:</b>	Premier Hyundai 2820 Broadway Oakland		

## VOA 8260 List

CAS No.	Compound	Result	RL	Units	Q
156-60-5	trans-1,2-Dichloroethylene	ND	100	ug/l	
10061-02-6	trans-1,3-Dichloropropene	ND	100	ug/l	
100-41-4	Ethylbenzene	1390	100	ug/l	
637-92-3	Ethyl Tert Butyl Ether	ND	200	ug/l	
591-78-6	2-Hexanone	ND	1000	ug/l	
87-68-3	Hexachlorobutadiene	ND	200	ug/l	
98-82-8	Isopropylbenzene	110	100	ug/l	
99-87-6	p-Isopropyltoluene	ND	200	ug/l	
108-10-1	4-Methyl-2-pentanone	ND	1000	ug/l	
74-83-9	Methyl bromide	ND	200	ug/l	
74-87-3	Methyl chloride	ND	100	ug/l	
74-95-3	Methylene bromide	ND	100	ug/l	
75-09-2	Methylene chloride	ND	1000	ug/l	
78-93-3	Methyl ethyl ketone	ND	1000	ug/l	
1634-04-4	Methyl Tert Butyl Ether	ND	100	ug/l	
91-20-3	Naphthalene	ND	500	ug/l	
103-65-1	n-Propylbenzene	ND	200	ug/l	
100-42-5	Styrene	ND	100	ug/l	
994-05-8	Tert-Amyl Methyl Ether	ND	200	ug/l	
75-65-0	Tert-Butyl Alcohol	ND	1000	ug/l	
630-20-6	1,1,1,2-Tetrachloroethane	ND	100	ug/l	
71-55-6	1,1,1-Trichloroethane	ND	100	ug/l	
79-34-5	1,1,2,2-Tetrachloroethane	ND	100	ug/l	
79-00-5	1,1,2-Trichloroethane	ND	100	ug/l	
87-61-6	1,2,3-Trichlorobenzene	ND	200	ug/l	
96-18-4	1,2,3-Trichloropropane	ND	200	ug/l	
120-82-1	1,2,4-Trichlorobenzene	ND	200	ug/l	
95-63-6	1,2,4-Trimethylbenzene	713	200	ug/l	
108-67-8	1,3,5-Trimethylbenzene	239	200	ug/l	
127-18-4	Tetrachloroethylene	ND	100	ug/l	
108-88-3	Toluene	4160	100	ug/l	
79-01-6	Trichloroethylene	ND	100	ug/l	
75-69-4	Trichlorofluoromethane	ND	100	ug/l	
75-01-4	Vinyl chloride	ND	100	ug/l	
1330-20-7	Xylene (total)	6800	200	ug/l	
	TPH-GRO (C6-C10)	96700	5000	ug/l	

CAS No.	Surrogate Recoveries	Run# 1	Run# 2	Limits
1868-53-7	Dibromofluoromethane	114%		80-123%

ND = Not detected

RL = Reporting Limit

E = Indicates value exceeds calibration range

J = Indicates an estimated value

B = Indicates analyte found in associated method blank

N = Indicates presumptive evidence of a compound

## Report of Analysis

<b>Client Sample ID:</b> B29W	
<b>Lab Sample ID:</b> C46436-2	<b>Date Sampled:</b> 07/07/16
<b>Matrix:</b> AQ - Ground Water	<b>Date Received:</b> 07/07/16
<b>Method:</b> SW846 8260B	<b>Percent Solids:</b> n/a
<b>Project:</b> Premier Hyundai 2820 Broadway Oakland	

### VOA 8260 List

CAS No.	Surrogate Recoveries	Run# 1	Run# 2	Limits
2037-26-5	Toluene-D8	102%		88-112%
460-00-4	4-Bromofluorobenzene	97%		79-114%

(a) Sample vial contained more than 0.5cm of sediment.

ND = Not detected

RL = Reporting Limit

E = Indicates value exceeds calibration range

J = Indicates an estimated value

B = Indicates analyte found in associated method blank

N = Indicates presumptive evidence of a compound



Misc. Forms

---

Custody Documents and Other Forms

---

Includes the following where applicable:

- Chain of Custody

Report To					Analysis Request																			
Attn: <u>Gabe Strunk</u>																								
Company: <u>ATC Group Services</u>																								
Address: <u>915 Highland Pointe Dr. Suite 250, Roseville</u>																								
Email: <u>gabe.strunk@atcassociates.com</u>																								
Bill To:		Sampled By: <u>JK/HJ</u>																						
Attn:		Phone: <u>916-724-5257</u>																						
Sample ID	Date	Time	Mat. #	Preserv	Volatile Organics (VOCs) EPA 8260B	HVOCs by EPA 8260B	EPA 8260B: Gas <input type="checkbox"/> BTEX 5 Oxygenates <input type="checkbox"/> DCA, EDB <input type="checkbox"/> Ethanol	TEPH EPA 8013S <input type="checkbox"/> Silica Gel <input type="checkbox"/> Diesel <input type="checkbox"/> Motor Oil <input type="checkbox"/> Other	Semivolatile Organics (SVOCs) EPA 8270C	PAHs by EPA 8270C EPA 8270C SIM	Oil and Grease (EPA 1664/9071) <input type="checkbox"/> Total	Pesticides <input type="checkbox"/> EPA 8031 PCBs <input type="checkbox"/> EPA 8032	CAM17 Metals (EPA 8010/7074/71)	Metals: <input type="checkbox"/> 60108 <input type="checkbox"/> 2007 <input type="checkbox"/> Lead <input type="checkbox"/> LUFT <input type="checkbox"/> RCRA <input type="checkbox"/> Other:	Metals: <input type="checkbox"/> 5020 <input type="checkbox"/> 200.8 (ICP-MS):	WET (STL) <input type="checkbox"/> TOLP WET (D) <input type="checkbox"/>	Hex Chrom by EPA 7195 <input type="checkbox"/> EPA 7195	pH <input type="checkbox"/> 6040 <input type="checkbox"/> SM4500	Spec. Cond. <input type="checkbox"/> Alkalinity <input type="checkbox"/> TSS <input type="checkbox"/> SS <input type="checkbox"/> TDS	Anions: <input type="checkbox"/> Cl <input type="checkbox"/> SO <sub>4</sub> <input type="checkbox"/> NO <sub>3</sub> <input type="checkbox"/> F <input type="checkbox"/> Br <input type="checkbox"/> NO <sub>2</sub> <input type="checkbox"/> PO <sub>4</sub>	Perchlorate by EPA 314.0 <input type="checkbox"/> EPA 410.4 <input type="checkbox"/> SM5220D <input type="checkbox"/> Turbidity	Sample #	Number of Containers	
B27W	7-7-16	1200	W	HCl	<input checked="" type="checkbox"/>																		1	3
B29W	7-7-16	1210	W	HCl	<input checked="" type="checkbox"/>																		2	7

Project Info.		Sample Receipt	
Project Name #: <u>"Precision Hydrocarbons"</u>	# of Containers:	Head Space:	Temp: <u>3.4/4.4</u>
PO#:	If yes, please call with payment information ASAP		
Credit Card Y/N:	10 Day	5 Day	4 Day
	3 Day	2 Day	1 Day
	Other: <u>Hold</u>		
Report: <input type="checkbox"/> Routine <input type="checkbox"/> Level 3 <input type="checkbox"/> Level 4 <input type="checkbox"/> EDD <input type="checkbox"/> EDF	Special Instructions / Comments: <input type="checkbox"/> Global ID		
See Terms and Conditions on reverse			

1) Relinquished by: [Signature] 7/7/16  
 Signature: Jim Kundert Time: 1730  
 Printed Name: ATC Date: 7-7-16  
 Company: ATC

1) Received by: [Signature] 1430  
 Signature: Mike Moorhead Time: 1430  
 Printed Name: SGS Accutest Date: 7/7/16  
 Company: SGS Accutest

2) Relinquished by: [Signature] 1535  
 Signature: Mike Moorhead Time: 1535  
 Printed Name: SGS Accutest Date: 7/7/16  
 Company: SGS Accutest

2) Received by: [Signature] 15x  
 Signature: Tomu John Time: 15x  
 Printed Name: Tomu Ishimaru Date: 7/7/16  
 Company: SGS Accutest

3) Relinquished by: \_\_\_\_\_  
 Signature: \_\_\_\_\_ Time: \_\_\_\_\_  
 Printed Name: \_\_\_\_\_ Date: \_\_\_\_\_  
 Company: \_\_\_\_\_

3) Received by: \_\_\_\_\_  
 Signature: \_\_\_\_\_ Time: \_\_\_\_\_  
 Printed Name: \_\_\_\_\_ Date: AZ  
 Company: \_\_\_\_\_

## SGS Accutest Sample Receipt Summary

**Job Number:** C46436

**Client:** ATC GROUP SERVICES LLC

**Project:** 915 HIGHLAND POINTE DR. SUITE 250 ROSEVIL

**Date / Time Received:** 7/7/2016 3:35:00 PM

**Delivery Method:** Accutest Courier

**Airbill #s:** \_\_\_\_\_

**Cooler Temps (Initial/Adjusted):** #1: (3.4/4.4): \_\_\_\_\_

**Cooler Security**

Y or N

Y or N

- |                           |                          |                                     |                       |                                     |                          |
|---------------------------|--------------------------|-------------------------------------|-----------------------|-------------------------------------|--------------------------|
| 1. Custody Seals Present: | <input type="checkbox"/> | <input checked="" type="checkbox"/> | 3. COC Present:       | <input checked="" type="checkbox"/> | <input type="checkbox"/> |
| 2. Custody Seals Intact:  | <input type="checkbox"/> | <input type="checkbox"/>            | 4. Smpl Dates/Time OK | <input checked="" type="checkbox"/> | <input type="checkbox"/> |

**Cooler Temperature**

Y or N

- |                            |                                     |                          |
|----------------------------|-------------------------------------|--------------------------|
| 1. Temp criteria achieved: | <input checked="" type="checkbox"/> | <input type="checkbox"/> |
| 2. Therm ID:               | IR3;                                |                          |
| 3. Cooler media:           | Ice (Bag)                           |                          |
| 4. No. Coolers:            | 1                                   |                          |

**Quality Control Preservation**

Y or N    N/A

- |                                 |                                     |                                     |                          |
|---------------------------------|-------------------------------------|-------------------------------------|--------------------------|
| 1. Trip Blank present / cooler: | <input type="checkbox"/>            | <input checked="" type="checkbox"/> | <input type="checkbox"/> |
| 2. Trip Blank listed on COC:    | <input type="checkbox"/>            | <input checked="" type="checkbox"/> | <input type="checkbox"/> |
| 3. Samples preserved properly:  | <input checked="" type="checkbox"/> | <input type="checkbox"/>            |                          |
| 4. VOCs headspace free:         | <input checked="" type="checkbox"/> | <input type="checkbox"/>            | <input type="checkbox"/> |

**Sample Integrity - Documentation**

Y or N

- |  |                                     |                          |
|--|-------------------------------------|--------------------------|
| 1. Sample labels present on bottles:   | <input checked="" type="checkbox"/> | <input type="checkbox"/> |
| 2. Container labeling complete:        | <input checked="" type="checkbox"/> | <input type="checkbox"/> |
| 3. Sample container label / COC agree: | <input checked="" type="checkbox"/> | <input type="checkbox"/> |

**Sample Integrity - Condition**

Y or N

- |                                  |                                     |                          |
|----------------------------------|-------------------------------------|--------------------------|
| 1. Sample recvd within HT:       | <input checked="" type="checkbox"/> | <input type="checkbox"/> |
| 2. All containers accounted for: | <input checked="" type="checkbox"/> | <input type="checkbox"/> |
| 3. Condition of sample:          | Intact                              |                          |

**Sample Integrity - Instructions**

Y or N    N/A

- |   |                                     |                                     |                                     |
|---|-------------------------------------|-------------------------------------|-------------------------------------|
| 1. Analysis requested is clear:           | <input checked="" type="checkbox"/> | <input type="checkbox"/>            |                                     |
| 2. Bottles received for unspecified tests | <input type="checkbox"/>            | <input checked="" type="checkbox"/> |                                     |
| 3. Sufficient volume recvd for analysis:  | <input checked="" type="checkbox"/> | <input type="checkbox"/>            |                                     |
| 4. Compositing instructions clear:        | <input type="checkbox"/>            | <input type="checkbox"/>            | <input checked="" type="checkbox"/> |
| 5. Filtering instructions clear:          | <input type="checkbox"/>            | <input type="checkbox"/>            | <input checked="" type="checkbox"/> |

Comments    Sample #2 ID: B29W on COC is Labeled as B27W on sample label. Sample is lined up with the time "12:10"

4.1  
4

**C46436: Chain of Custody**

Page 2 of 2

**GC/MS Volatiles**

**QC Data Summaries**

---

Includes the following where applicable:

- Method Blank Summaries
- Blank Spike Summaries
- Matrix Spike and Duplicate Summaries

**Method Blank Summary**

**Job Number:** C46436  
**Account:** ATCCAR ATC Group Services  
**Project:** Premier Hyundai 2820 Broadway Oakland

Sample	File ID	DF	Analyzed	By	Prep Date	Prep Batch	Analytical Batch
VR1577-MB	R40959.D	1	07/08/16	CV	n/a	n/a	VR1577

The QC reported here applies to the following samples:

Method: SW846 8260B

C46436-1

CAS No.	Compound	Result	RL	Units	Q
67-64-1	Acetone	ND	20	ug/l	
71-43-2	Benzene	ND	1.0	ug/l	
108-86-1	Bromobenzene	ND	1.0	ug/l	
74-97-5	Bromochloromethane	ND	1.0	ug/l	
75-27-4	Bromodichloromethane	ND	1.0	ug/l	
75-25-2	Bromoform	ND	1.0	ug/l	
104-51-8	n-Butylbenzene	ND	2.0	ug/l	
135-98-8	sec-Butylbenzene	ND	2.0	ug/l	
98-06-6	tert-Butylbenzene	ND	2.0	ug/l	
108-90-7	Chlorobenzene	ND	1.0	ug/l	
75-00-3	Chloroethane	ND	1.0	ug/l	
67-66-3	Chloroform	ND	1.0	ug/l	
95-49-8	o-Chlorotoluene	ND	2.0	ug/l	
106-43-4	p-Chlorotoluene	ND	2.0	ug/l	
56-23-5	Carbon tetrachloride	ND	1.0	ug/l	
75-34-3	1,1-Dichloroethane	ND	1.0	ug/l	
75-35-4	1,1-Dichloroethylene	ND	1.0	ug/l	
563-58-6	1,1-Dichloropropene	ND	1.0	ug/l	
96-12-8	1,2-Dibromo-3-chloropropane	ND	2.0	ug/l	
106-93-4	1,2-Dibromoethane	ND	1.0	ug/l	
107-06-2	1,2-Dichloroethane	ND	1.0	ug/l	
78-87-5	1,2-Dichloropropane	ND	1.0	ug/l	
142-28-9	1,3-Dichloropropane	ND	1.0	ug/l	
108-20-3	Di-Isopropyl ether	ND	2.0	ug/l	
594-20-7	2,2-Dichloropropane	ND	1.0	ug/l	
124-48-1	Dibromochloromethane	ND	1.0	ug/l	
75-71-8	Dichlorodifluoromethane	ND	1.0	ug/l	
156-59-2	cis-1,2-Dichloroethylene	ND	1.0	ug/l	
10061-01-5	cis-1,3-Dichloropropene	ND	1.0	ug/l	
541-73-1	m-Dichlorobenzene	ND	1.0	ug/l	
95-50-1	o-Dichlorobenzene	ND	1.0	ug/l	
106-46-7	p-Dichlorobenzene	ND	1.0	ug/l	
156-60-5	trans-1,2-Dichloroethylene	ND	1.0	ug/l	
10061-02-6	trans-1,3-Dichloropropene	ND	1.0	ug/l	
100-41-4	Ethylbenzene	ND	1.0	ug/l	
637-92-3	Ethyl Tert Butyl Ether	ND	2.0	ug/l	

## Method Blank Summary

**Job Number:** C46436  
**Account:** ATCCAR ATC Group Services  
**Project:** Premier Hyundai 2820 Broadway Oakland

Sample	File ID	DF	Analyzed	By	Prep Date	Prep Batch	Analytical Batch
VR1577-MB	R40959.D	1	07/08/16	CV	n/a	n/a	VR1577

The QC reported here applies to the following samples:

Method: SW846 8260B

C46436-1

CAS No.	Compound	Result	RL	Units	Q
591-78-6	2-Hexanone	ND	10	ug/l	
87-68-3	Hexachlorobutadiene	ND	2.0	ug/l	
98-82-8	Isopropylbenzene	ND	1.0	ug/l	
99-87-6	p-Isopropyltoluene	ND	2.0	ug/l	
108-10-1	4-Methyl-2-pentanone	ND	10	ug/l	
74-83-9	Methyl bromide	ND	2.0	ug/l	
74-87-3	Methyl chloride	ND	1.0	ug/l	
74-95-3	Methylene bromide	ND	1.0	ug/l	
75-09-2	Methylene chloride	ND	10	ug/l	
78-93-3	Methyl ethyl ketone	ND	10	ug/l	
1634-04-4	Methyl Tert Butyl Ether	ND	1.0	ug/l	
91-20-3	Naphthalene	ND	5.0	ug/l	
103-65-1	n-Propylbenzene	ND	2.0	ug/l	
100-42-5	Styrene	ND	1.0	ug/l	
994-05-8	Tert-Amyl Methyl Ether	ND	2.0	ug/l	
75-65-0	Tert-Butyl Alcohol	ND	10	ug/l	
630-20-6	1,1,1,2-Tetrachloroethane	ND	1.0	ug/l	
71-55-6	1,1,1-Trichloroethane	ND	1.0	ug/l	
79-34-5	1,1,2,2-Tetrachloroethane	ND	1.0	ug/l	
79-00-5	1,1,2-Trichloroethane	ND	1.0	ug/l	
87-61-6	1,2,3-Trichlorobenzene	ND	2.0	ug/l	
96-18-4	1,2,3-Trichloropropane	ND	2.0	ug/l	
120-82-1	1,2,4-Trichlorobenzene	ND	2.0	ug/l	
95-63-6	1,2,4-Trimethylbenzene	ND	2.0	ug/l	
108-67-8	1,3,5-Trimethylbenzene	ND	2.0	ug/l	
127-18-4	Tetrachloroethylene	ND	1.0	ug/l	
108-88-3	Toluene	ND	1.0	ug/l	
79-01-6	Trichloroethylene	ND	1.0	ug/l	
75-69-4	Trichlorofluoromethane	ND	1.0	ug/l	
75-01-4	Vinyl chloride	ND	1.0	ug/l	
1330-20-7	Xylene (total)	ND	2.0	ug/l	

CAS No.	Surrogate Recoveries	Limits
1868-53-7	Dibromofluoromethane	103% 80-123%

## Method Blank Summary

**Job Number:** C46436  
**Account:** ATCCAR ATC Group Services  
**Project:** Premier Hyundai 2820 Broadway Oakland

Sample	File ID	DF	Analyzed	By	Prep Date	Prep Batch	Analytical Batch
VR1577-MB	R40959.D	1	07/08/16	CV	n/a	n/a	VR1577

The QC reported here applies to the following samples:

Method: SW846 8260B

C46436-1

CAS No.	Surrogate Recoveries	Limits
2037-26-5	Toluene-D8	106% 88-112%
460-00-4	4-Bromofluorobenzene	94% 79-114%

**Method Blank Summary**

**Job Number:** C46436  
**Account:** ATCCAR ATC Group Services  
**Project:** Premier Hyundai 2820 Broadway Oakland

Sample	File ID	DF	Analyzed	By	Prep Date	Prep Batch	Analytical Batch
VR1581-MB	R41021.D	1	07/12/16	CV	n/a	n/a	VR1581

The QC reported here applies to the following samples:

Method: SW846 8260B

C46436-1, C46436-2

CAS No.	Compound	Result	RL	Units	Q
67-64-1	Acetone	ND	20	ug/l	
71-43-2	Benzene	ND	1.0	ug/l	
108-86-1	Bromobenzene	ND	1.0	ug/l	
74-97-5	Bromochloromethane	ND	1.0	ug/l	
75-27-4	Bromodichloromethane	ND	1.0	ug/l	
75-25-2	Bromoform	ND	1.0	ug/l	
104-51-8	n-Butylbenzene	ND	2.0	ug/l	
135-98-8	sec-Butylbenzene	ND	2.0	ug/l	
98-06-6	tert-Butylbenzene	ND	2.0	ug/l	
108-90-7	Chlorobenzene	ND	1.0	ug/l	
75-00-3	Chloroethane	ND	1.0	ug/l	
67-66-3	Chloroform	ND	1.0	ug/l	
95-49-8	o-Chlorotoluene	ND	2.0	ug/l	
106-43-4	p-Chlorotoluene	ND	2.0	ug/l	
56-23-5	Carbon tetrachloride	ND	1.0	ug/l	
75-34-3	1,1-Dichloroethane	ND	1.0	ug/l	
75-35-4	1,1-Dichloroethylene	ND	1.0	ug/l	
563-58-6	1,1-Dichloropropene	ND	1.0	ug/l	
96-12-8	1,2-Dibromo-3-chloropropane	ND	2.0	ug/l	
106-93-4	1,2-Dibromoethane	ND	1.0	ug/l	
107-06-2	1,2-Dichloroethane	ND	1.0	ug/l	
78-87-5	1,2-Dichloropropane	ND	1.0	ug/l	
142-28-9	1,3-Dichloropropane	ND	1.0	ug/l	
108-20-3	Di-Isopropyl ether	ND	2.0	ug/l	
594-20-7	2,2-Dichloropropane	ND	1.0	ug/l	
124-48-1	Dibromochloromethane	ND	1.0	ug/l	
75-71-8	Dichlorodifluoromethane	ND	1.0	ug/l	
156-59-2	cis-1,2-Dichloroethylene	ND	1.0	ug/l	
10061-01-5	cis-1,3-Dichloropropene	ND	1.0	ug/l	
541-73-1	m-Dichlorobenzene	ND	1.0	ug/l	
95-50-1	o-Dichlorobenzene	ND	1.0	ug/l	
106-46-7	p-Dichlorobenzene	ND	1.0	ug/l	
156-60-5	trans-1,2-Dichloroethylene	ND	1.0	ug/l	
10061-02-6	trans-1,3-Dichloropropene	ND	1.0	ug/l	
100-41-4	Ethylbenzene	ND	1.0	ug/l	
637-92-3	Ethyl Tert Butyl Ether	ND	2.0	ug/l	



## Method Blank Summary

**Job Number:** C46436  
**Account:** ATCCAR ATC Group Services  
**Project:** Premier Hyundai 2820 Broadway Oakland

Sample	File ID	DF	Analyzed	By	Prep Date	Prep Batch	Analytical Batch
VR1581-MB	R41021.D	1	07/12/16	CV	n/a	n/a	VR1581

The QC reported here applies to the following samples:

Method: SW846 8260B

C46436-1, C46436-2

CAS No.	Compound	Result	RL	Units	Q
591-78-6	2-Hexanone	ND	10	ug/l	
87-68-3	Hexachlorobutadiene	ND	2.0	ug/l	
98-82-8	Isopropylbenzene	ND	1.0	ug/l	
99-87-6	p-Isopropyltoluene	ND	2.0	ug/l	
108-10-1	4-Methyl-2-pentanone	ND	10	ug/l	
74-83-9	Methyl bromide	ND	2.0	ug/l	
74-87-3	Methyl chloride	ND	1.0	ug/l	
74-95-3	Methylene bromide	ND	1.0	ug/l	
75-09-2	Methylene chloride	ND	10	ug/l	
78-93-3	Methyl ethyl ketone	ND	10	ug/l	
1634-04-4	Methyl Tert Butyl Ether	ND	1.0	ug/l	
91-20-3	Naphthalene	ND	5.0	ug/l	
103-65-1	n-Propylbenzene	ND	2.0	ug/l	
100-42-5	Styrene	ND	1.0	ug/l	
994-05-8	Tert-Amyl Methyl Ether	ND	2.0	ug/l	
75-65-0	Tert-Butyl Alcohol	ND	10	ug/l	
630-20-6	1,1,1,2-Tetrachloroethane	ND	1.0	ug/l	
71-55-6	1,1,1-Trichloroethane	ND	1.0	ug/l	
79-34-5	1,1,2,2-Tetrachloroethane	ND	1.0	ug/l	
79-00-5	1,1,2-Trichloroethane	ND	1.0	ug/l	
87-61-6	1,2,3-Trichlorobenzene	ND	2.0	ug/l	
96-18-4	1,2,3-Trichloropropane	ND	2.0	ug/l	
120-82-1	1,2,4-Trichlorobenzene	ND	2.0	ug/l	
95-63-6	1,2,4-Trimethylbenzene	ND	2.0	ug/l	
108-67-8	1,3,5-Trimethylbenzene	ND	2.0	ug/l	
127-18-4	Tetrachloroethylene	ND	1.0	ug/l	
108-88-3	Toluene	ND	1.0	ug/l	
79-01-6	Trichloroethylene	ND	1.0	ug/l	
75-69-4	Trichlorofluoromethane	ND	1.0	ug/l	
75-01-4	Vinyl chloride	ND	1.0	ug/l	
1330-20-7	Xylene (total)	ND	2.0	ug/l	
	TPH-GRO (C6-C10)	ND	50	ug/l	

## Method Blank Summary

**Job Number:** C46436  
**Account:** ATCCAR ATC Group Services  
**Project:** Premier Hyundai 2820 Broadway Oakland

Sample	File ID	DF	Analyzed	By	Prep Date	Prep Batch	Analytical Batch
VR1581-MB	R41021.D	1	07/12/16	CV	n/a	n/a	VR1581

The QC reported here applies to the following samples:

Method: SW846 8260B

C46436-1, C46436-2

CAS No.	Surrogate Recoveries	Limits
1868-53-7	Dibromofluoromethane	103% 80-123%
2037-26-5	Toluene-D8	104% 88-112%
460-00-4	4-Bromofluorobenzene	95% 79-114%

5.1.2  
5

# Blank Spike/Blank Spike Duplicate Summary

**Job Number:** C46436  
**Account:** ATCCAR ATC Group Services  
**Project:** Premier Hyundai 2820 Broadway Oakland

Sample	File ID	DF	Analyzed	By	Prep Date	Prep Batch	Analytical Batch
VR1577-BS	R40955.D	1	07/08/16	CV	n/a	n/a	VR1577
VR1577-BSD	R40956.D	1	07/08/16	CV	n/a	n/a	VR1577

The QC reported here applies to the following samples:

Method: SW846 8260B

C46436-1

CAS No.	Compound	Spike ug/l	BSP ug/l	BSP %	BSD ug/l	BSD %	RPD	Limits Rec/RPD
67-64-1	Acetone	80	88.0	110	88.3	110	0	55-147/17
71-43-2	Benzene	20	20.5	103	20.2	101	1	76-120/10
108-86-1	Bromobenzene	20	19.6	98	19.4	97	1	80-123/10
74-97-5	Bromochloromethane	20	20.1	101	20.1	101	0	79-124/10
75-27-4	Bromodichloromethane	20	20.7	104	20.4	102	1	75-121/10
75-25-2	Bromoform	20	15.7	79	15.6	78	1	62-127/10
104-51-8	n-Butylbenzene	20	22.4	112	21.6	108	4	74-129/10
135-98-8	sec-Butylbenzene	20	21.6	108	20.8	104	4	75-128/11
98-06-6	tert-Butylbenzene	20	19.4	97	18.8	94	3	74-127/11
108-90-7	Chlorobenzene	20	19.7	99	19.1	96	3	79-119/10
75-00-3	Chloroethane	20	22.3	112	21.9	110	2	60-115/14
67-66-3	Chloroform	20	21.6	108	21.5	108	0	75-122/10
95-49-8	o-Chlorotoluene	20	20.7	104	20.1	101	3	76-125/12
106-43-4	p-Chlorotoluene	20	21.6	108	21.2	106	2	76-126/11
56-23-5	Carbon tetrachloride	20	20.2	101	19.7	99	3	72-128/13
75-34-3	1,1-Dichloroethane	20	22.2	111	21.9	110	1	70-121/10
75-35-4	1,1-Dichloroethylene	20	20.0	100	19.1	96	5	62-125/13
563-58-6	1,1-Dichloropropene	20	21.0	105	20.1	101	4	68-116/11
96-12-8	1,2-Dibromo-3-chloropropane	20	17.1	86	17.1	86	0	64-129/11
106-93-4	1,2-Dibromoethane	20	20.0	100	19.9	100	1	81-124/10
107-06-2	1,2-Dichloroethane	20	21.1	106	20.9	105	1	74-122/10
78-87-5	1,2-Dichloropropane	20	21.0	105	20.8	104	1	75-123/10
142-28-9	1,3-Dichloropropane	20	21.3	107	21.1	106	1	81-127/11
108-20-3	Di-Isopropyl ether	20	21.5	108	21.3	107	1	69-126/10
594-20-7	2,2-Dichloropropane	20	19.5	98	19.5	98	0	66-130/12
124-48-1	Dibromochloromethane	20	16.7	84	16.6	83	1	76-124/10
75-71-8	Dichlorodifluoromethane	20	20.5	103	19.1	96	7	26-163/26
156-59-2	cis-1,2-Dichloroethylene	20	21.5	108	21.2	106	1	75-128/10
10061-01-5	cis-1,3-Dichloropropene	20	21.2	106	20.9	105	1	76-131/10
541-73-1	m-Dichlorobenzene	20	19.9	100	19.5	98	2	79-121/10
95-50-1	o-Dichlorobenzene	20	19.5	98	19.1	96	2	79-120/10
106-46-7	p-Dichlorobenzene	20	19.7	99	19.4	97	2	79-120/10
156-60-5	trans-1,2-Dichloroethylene	20	18.9	95	18.6	93	2	67-116/11
10061-02-6	trans-1,3-Dichloropropene	20	20.6	103	20.6	103	0	73-125/10
100-41-4	Ethylbenzene	20	21.1	106	20.3	102	4	78-123/10
637-92-3	Ethyl Tert Butyl Ether	20	20.4	102	20.7	104	1	75-126/11

\* = Outside of Control Limits.

5.2.1  
5

# Blank Spike/Blank Spike Duplicate Summary

**Job Number:** C46436  
**Account:** ATCCAR ATC Group Services  
**Project:** Premier Hyundai 2820 Broadway Oakland

Sample	File ID	DF	Analyzed	By	Prep Date	Prep Batch	Analytical Batch
VR1577-BS	R40955.D	1	07/08/16	CV	n/a	n/a	VR1577
VR1577-BSD	R40956.D	1	07/08/16	CV	n/a	n/a	VR1577

The QC reported here applies to the following samples:

Method: SW846 8260B

C46436-1

CAS No.	Compound	Spike ug/l	BSP ug/l	BSP %	BSD ug/l	BSD %	RPD	Limits Rec/RPD
591-78-6	2-Hexanone	80	94.8	119	95.0	119	0	71-145/12
87-68-3	Hexachlorobutadiene	20	18.1	91	17.9	90	1	70-130/12
98-82-8	Isopropylbenzene	20	20.6	103	19.8	99	4	77-125/10
99-87-6	p-Isopropyltoluene	20	21.1	106	20.3	102	4	76-126/10
108-10-1	4-Methyl-2-pentanone	80	89.4	112	90.2	113	1	70-142/11
74-83-9	Methyl bromide	20	21.1	106	21.0	105	0	65-124/13
74-87-3	Methyl chloride	20	18.1	91	17.4	87	4	47-143/20
74-95-3	Methylene bromide	20	20.9	105	20.7	104	1	80-125/10
75-09-2	Methylene chloride	20	20.7	104	20.7	104	0	65-124/15
78-93-3	Methyl ethyl ketone	80	87.4	109	90.4	113	3	66-145/12
1634-04-4	Methyl Tert Butyl Ether	20	19.0	95	19.2	96	1	73-120/10
91-20-3	Naphthalene	20	18.8	94	18.8	94	0	66-120/12
103-65-1	n-Propylbenzene	20	21.5	108	20.7	104	4	75-125/10
100-42-5	Styrene	20	20.3	102	19.9	100	2	73-126/10
994-05-8	Tert-Amyl Methyl Ether	20	20.4	102	20.6	103	1	77-126/10
75-65-0	Tert-Butyl Alcohol	100	94.7	95	102	102	7	52-148/18
630-20-6	1,1,1,2-Tetrachloroethane	20	19.6	98	19.3	97	2	79-126/10
71-55-6	1,1,1-Trichloroethane	20	21.5	108	21.0	105	2	73-125/11
79-34-5	1,1,2,2-Tetrachloroethane	20	21.9	110	21.8	109	0	78-127/10
79-00-5	1,1,2-Trichloroethane	20	21.3	107	21.0	105	1	79-122/10
87-61-6	1,2,3-Trichlorobenzene	20	17.9	90	17.6	88	2	70-128/12
96-18-4	1,2,3-Trichloropropane	20	19.2	96	19.3	97	1	66-127/10
120-82-1	1,2,4-Trichlorobenzene	20	18.2	91	17.9	90	2	72-125/11
95-63-6	1,2,4-Trimethylbenzene	20	20.6	103	19.9	100	3	76-124/10
108-67-8	1,3,5-Trimethylbenzene	20	20.8	104	20.2	101	3	79-130/10
127-18-4	Tetrachloroethylene	20	19.3	97	18.7	94	3	72-124/13
108-88-3	Toluene	20	20.4	102	19.7	99	3	78-121/10
79-01-6	Trichloroethylene	20	20.8	104	20.2	101	3	75-119/10
75-69-4	Trichlorofluoromethane	20	22.5	113	21.9	110	3	68-130/19
75-01-4	Vinyl chloride	20	24.6	123	23.6	118	4	57-137/18
1330-20-7	Xylene (total)	60	60.7	101	58.8	98	3	78-122/10

CAS No.	Surrogate Recoveries	BSP	BSD	Limits
1868-53-7	Dibromofluoromethane	108%	110%	80-123%

\* = Outside of Control Limits.

5.2.1  
 5

# Blank Spike/Blank Spike Duplicate Summary

**Job Number:** C46436  
**Account:** ATCCAR ATC Group Services  
**Project:** Premier Hyundai 2820 Broadway Oakland

Sample	File ID	DF	Analyzed	By	Prep Date	Prep Batch	Analytical Batch
VR1577-BS	R40955.D	1	07/08/16	CV	n/a	n/a	VR1577
VR1577-BSD	R40956.D	1	07/08/16	CV	n/a	n/a	VR1577

The QC reported here applies to the following samples:

Method: SW846 8260B

C46436-1

CAS No.	Surrogate Recoveries	BSP	BSD	Limits
2037-26-5	Toluene-D8	103%	102%	88-112%
460-00-4	4-Bromofluorobenzene	100%	99%	79-114%

\* = Outside of Control Limits.

# Blank Spike/Blank Spike Duplicate Summary

**Job Number:** C46436  
**Account:** ATCCAR ATC Group Services  
**Project:** Premier Hyundai 2820 Broadway Oakland

Sample	File ID	DF	Analyzed	By	Prep Date	Prep Batch	Analytical Batch
VR1581-BS	R41018.D	1	07/12/16	CV	n/a	n/a	VR1581
VR1581-BSD	R41019.D	1	07/12/16	CV	n/a	n/a	VR1581

The QC reported here applies to the following samples:

Method: SW846 8260B

C46436-1, C46436-2

CAS No.	Compound	Spike ug/l	BSP ug/l	BSP %	BSD ug/l	BSD %	RPD	Limits Rec/RPD
67-64-1	Acetone	80	84.6	106	78.7	98	7	55-147/17
71-43-2	Benzene	20	19.3	97	18.5	93	4	76-120/10
108-86-1	Bromobenzene	20	18.9	95	18.5	93	2	80-123/10
74-97-5	Bromochloromethane	20	19.6	98	19.0	95	3	79-124/10
75-27-4	Bromodichloromethane	20	19.9	100	19.4	97	3	75-121/10
75-25-2	Bromoform	20	15.5	78	15.4	77	1	62-127/10
104-51-8	n-Butylbenzene	20	20.3	102	19.1	96	6	74-129/10
135-98-8	sec-Butylbenzene	20	19.5	98	18.5	93	5	75-128/11
98-06-6	tert-Butylbenzene	20	17.7	89	17.0	85	4	74-127/11
108-90-7	Chlorobenzene	20	18.6	93	18.1	91	3	79-119/10
75-00-3	Chloroethane	20	20.9	105	20.1	101	4	60-115/14
67-66-3	Chloroform	20	20.5	103	19.7	99	4	75-122/10
95-49-8	o-Chlorotoluene	20	19.9	100	18.5	93	7	76-125/12
106-43-4	p-Chlorotoluene	20	19.6	98	18.7	94	5	76-126/11
56-23-5	Carbon tetrachloride	20	19.0	95	17.6	88	8	72-128/13
75-34-3	1,1-Dichloroethane	20	20.4	102	19.6	98	4	70-121/10
75-35-4	1,1-Dichloroethylene	20	18.0	90	16.4	82	9	62-125/13
563-58-6	1,1-Dichloropropene	20	19.0	95	17.4	87	9	68-116/11
96-12-8	1,2-Dibromo-3-chloropropane	20	16.5	83	16.4	82	1	64-129/11
106-93-4	1,2-Dibromoethane	20	19.2	96	19.0	95	1	81-124/10
107-06-2	1,2-Dichloroethane	20	20.2	101	19.7	99	3	74-122/10
78-87-5	1,2-Dichloropropane	20	19.9	100	19.2	96	4	75-123/10
142-28-9	1,3-Dichloropropane	20	20.2	101	19.9	100	1	81-127/11
108-20-3	Di-Isopropyl ether	20	20.1	101	19.4	97	4	69-126/10
594-20-7	2,2-Dichloropropane	20	18.3	92	17.0	85	7	66-130/12
124-48-1	Dibromochloromethane	20	16.2	81	16.0	80	1	76-124/10
75-71-8	Dichlorodifluoromethane	20	18.4	92	16.2	81	13	26-163/26
156-59-2	cis-1,2-Dichloroethylene	20	20.4	102	19.6	98	4	75-128/10
10061-01-5	cis-1,3-Dichloropropene	20	20.4	102	19.7	99	3	76-131/10
541-73-1	m-Dichlorobenzene	20	18.8	94	18.4	92	2	79-121/10
95-50-1	o-Dichlorobenzene	20	18.6	93	18.2	91	2	79-120/10
106-46-7	p-Dichlorobenzene	20	18.7	94	18.3	92	2	79-120/10
156-60-5	trans-1,2-Dichloroethylene	20	17.6	88	16.7	84	5	67-116/11
10061-02-6	trans-1,3-Dichloropropene	20	19.8	99	19.5	98	2	73-125/10
100-41-4	Ethylbenzene	20	19.3	97	18.5	93	4	78-123/10
637-92-3	Ethyl Tert Butyl Ether	20	19.8	99	19.3	97	3	75-126/11

\* = Outside of Control Limits.

5.2.2  
5

# Blank Spike/Blank Spike Duplicate Summary

**Job Number:** C46436  
**Account:** ATCCAR ATC Group Services  
**Project:** Premier Hyundai 2820 Broadway Oakland

Sample	File ID	DF	Analyzed	By	Prep Date	Prep Batch	Analytical Batch
VR1581-BS	R41018.D	1	07/12/16	CV	n/a	n/a	VR1581
VR1581-BSD	R41019.D	1	07/12/16	CV	n/a	n/a	VR1581

The QC reported here applies to the following samples:

Method: SW846 8260B

C46436-1, C46436-2

CAS No.	Compound	Spike ug/l	BSP ug/l	BSP %	BSD ug/l	BSD %	RPD	Limits Rec/RPD
591-78-6	2-Hexanone	80	88.8	111	89.9	112	1	71-145/12
87-68-3	Hexachlorobutadiene	20	16.9	85	16.1	81	5	70-130/12
98-82-8	Isopropylbenzene	20	18.7	94	17.8	89	5	77-125/10
99-87-6	p-Isopropyltoluene	20	19.2	96	18.3	92	5	76-126/10
108-10-1	4-Methyl-2-pentanone	80	84.5	106	84.4	106	0	70-142/11
74-83-9	Methyl bromide	20	20.3	102	19.4	97	5	65-124/13
74-87-3	Methyl chloride	20	19.1	96	17.4	87	9	47-143/20
74-95-3	Methylene bromide	20	20.1	101	19.7	99	2	80-125/10
75-09-2	Methylene chloride	20	19.7	99	19.0	95	4	65-124/15
78-93-3	Methyl ethyl ketone	80	85.1	106	85.8	107	1	66-145/12
1634-04-4	Methyl Tert Butyl Ether	20	18.4	92	18.1	91	2	73-120/10
91-20-3	Naphthalene	20	18.2	91	18.2	91	0	66-120/12
103-65-1	n-Propylbenzene	20	19.5	98	18.5	93	5	75-125/10
100-42-5	Styrene	20	19.1	96	18.6	93	3	73-126/10
994-05-8	Tert-Amyl Methyl Ether	20	19.8	99	19.4	97	2	77-126/10
75-65-0	Tert-Butyl Alcohol	100	92.7	93	98.3	98	6	52-148/18
630-20-6	1,1,1,2-Tetrachloroethane	20	18.9	95	18.5	93	2	79-126/10
71-55-6	1,1,1-Trichloroethane	20	20.0	100	18.7	94	7	73-125/11
79-34-5	1,1,2,2-Tetrachloroethane	20	20.8	104	20.8	104	0	78-127/10
79-00-5	1,1,2-Trichloroethane	20	20.0	100	19.8	99	1	79-122/10
87-61-6	1,2,3-Trichlorobenzene	20	17.2	86	17.1	86	1	70-128/12
96-18-4	1,2,3-Trichloropropane	20	18.6	93	18.7	94	1	66-127/10
120-82-1	1,2,4-Trichlorobenzene	20	17.5	88	17.2	86	2	72-125/11
95-63-6	1,2,4-Trimethylbenzene	20	19.2	96	18.6	93	3	76-124/10
108-67-8	1,3,5-Trimethylbenzene	20	19.3	97	18.5	93	4	79-130/10
127-18-4	Tetrachloroethylene	20	17.9	90	17.2	86	4	72-124/13
108-88-3	Toluene	20	18.9	95	18.3	92	3	78-121/10
79-01-6	Trichloroethylene	20	19.4	97	18.3	92	6	75-119/10
75-69-4	Trichlorofluoromethane	20	21.2	106	19.8	99	7	68-130/19
75-01-4	Vinyl chloride	20	22.6	113	21.3	107	6	57-137/18
1330-20-7	Xylene (total)	60	56.2	94	54.0	90	4	78-122/10

CAS No.	Surrogate Recoveries	BSP	BSD	Limits
1868-53-7	Dibromofluoromethane	108%	107%	80-123%

\* = Outside of Control Limits.

5.2.2  
5

# Blank Spike/Blank Spike Duplicate Summary

**Job Number:** C46436  
**Account:** ATCCAR ATC Group Services  
**Project:** Premier Hyundai 2820 Broadway Oakland

Sample	File ID	DF	Analyzed	By	Prep Date	Prep Batch	Analytical Batch
VR1581-BS	R41018.D	1	07/12/16	CV	n/a	n/a	VR1581
VR1581-BSD	R41019.D	1	07/12/16	CV	n/a	n/a	VR1581

The QC reported here applies to the following samples:

Method: SW846 8260B

C46436-1, C46436-2

CAS No.	Surrogate Recoveries	BSP	BSD	Limits
2037-26-5	Toluene-D8	101%	101%	88-112%
460-00-4	4-Bromofluorobenzene	99%	99%	79-114%

\* = Outside of Control Limits.

5.2.2  
 5



# Laboratory Control Sample Summary

**Job Number:** C46436  
**Account:** ATCCAR ATC Group Services  
**Project:** Premier Hyundai 2820 Broadway Oakland

Sample	File ID	DF	Analyzed	By	Prep Date	Prep Batch	Analytical Batch
VR1577-LCS	R40958.D	1	07/08/16	CV	n/a	n/a	VR1577

The QC reported here applies to the following samples:

Method: SW846 8260B

C46436-1

CAS No.	Compound	Spike ug/l	LCS ug/l	LCS %	Limits
---------	----------	---------------	-------------	----------	--------

CAS No.	Surrogate Recoveries	BSP	Limits
1868-53-7	Dibromofluoromethane	107%	80-123%
2037-26-5	Toluene-D8	104%	88-112%
460-00-4	4-Bromofluorobenzene	96%	79-114%

\* = Outside of Control Limits.

# Laboratory Control Sample Summary

**Job Number:** C46436  
**Account:** ATCCAR ATC Group Services  
**Project:** Premier Hyundai 2820 Broadway Oakland

Sample	File ID	DF	Analyzed	By	Prep Date	Prep Batch	Analytical Batch
VR1581-LCS	R41020.D	1	07/12/16	CV	n/a	n/a	VR1581

The QC reported here applies to the following samples:

Method: SW846 8260B

C46436-1, C46436-2

CAS No.	Compound	Spike ug/l	LCS ug/l	LCS %	Limits
	TPH-GRO (C6-C10)	125	140	112	70-130

CAS No.	Surrogate Recoveries	BSP	Limits
1868-53-7	Dibromofluoromethane	104%	80-123%
2037-26-5	Toluene-D8	103%	88-112%
460-00-4	4-Bromofluorobenzene	95%	79-114%

\* = Outside of Control Limits.

5.3.2  
 5

# Matrix Spike/Matrix Spike Duplicate Summary

**Job Number:** C46436  
**Account:** ATCCAR ATC Group Services  
**Project:** Premier Hyundai 2820 Broadway Oakland

Sample	File ID	DF	Analyzed	By	Prep Date	Prep Batch	Analytical Batch
C46413-8MS	R40974.D	200	07/08/16	CV	n/a	n/a	VR1577
C46413-8MSD	R40975.D	200	07/08/16	CV	n/a	n/a	VR1577
C46413-8 <sup>a</sup>	R40968.D	200	07/08/16	CV	n/a	n/a	VR1577

The QC reported here applies to the following samples:

Method: SW846 8260B

C46436-1

CAS No.	Compound	C46413-8 ug/l	Spike Q ug/l	MS ug/l	MS %	Spike ug/l	MSD ug/l	MSD %	RPD	Limits Rec/RPD
67-64-1	Acetone	ND	16000	15900	99	16000	15600	98	2	55-147/17
71-43-2	Benzene	511	4000	4560	101	4000	4410	97	3	76-120/10
108-86-1	Bromobenzene	ND	4000	4090	102	4000	4040	101	1	80-123/10
74-97-5	Bromochloromethane	ND	4000	4150	104	4000	4020	101	3	79-124/10
75-27-4	Bromodichloromethane	ND	4000	3900	98	4000	3900	98	0	75-121/10
75-25-2	Bromoform	ND	4000	2770	69	4000	3030	76	9	62-127/10
104-51-8	n-Butylbenzene	ND	4000	4010	100	4000	3970	99	1	74-129/10
135-98-8	sec-Butylbenzene	ND	4000	4020	101	4000	3980	100	1	75-128/11
98-06-6	tert-Butylbenzene	ND	4000	3810	95	4000	3760	94	1	74-127/11
108-90-7	Chlorobenzene	ND	4000	3970	99	4000	3900	98	2	79-119/10
75-00-3	Chloroethane	ND	4000	4110	103	4000	4180	105	2	60-115/14
67-66-3	Chloroform	ND	4000	4080	102	4000	3960	99	3	75-122/10
95-49-8	o-Chlorotoluene	ND	4000	4130	103	4000	4140	104	0	76-125/12
106-43-4	p-Chlorotoluene	ND	4000	3980	100	4000	3950	99	1	76-126/11
56-23-5	Carbon tetrachloride	ND	4000	3970	99	4000	3930	98	1	72-128/13
75-34-3	1,1-Dichloroethane	ND	4000	4060	102	4000	3940	99	3	70-121/10
75-35-4	1,1-Dichloroethylene	ND	4000	3790	95	4000	3570	89	6	62-125/13
563-58-6	1,1-Dichloropropene	ND	4000	3910	98	4000	3780	95	3	68-116/11
96-12-8	1,2-Dibromo-3-chloropropane	ND	4000	3310	83	4000	3370	84	2	64-129/11
106-93-4	1,2-Dibromoethane	ND	4000	4070	102	4000	3990	100	2	81-124/10
107-06-2	1,2-Dichloroethane	ND	4000	3970	99	4000	3910	98	2	74-122/10
78-87-5	1,2-Dichloropropane	ND	4000	4060	102	4000	3950	99	3	75-123/10
142-28-9	1,3-Dichloropropane	ND	4000	4150	104	4000	4110	103	1	81-127/11
108-20-3	Di-Isopropyl ether	ND	4000	3900	98	4000	3780	95	3	69-126/10
594-20-7	2,2-Dichloropropane	ND	4000	3600	90	4000	3470	87	4	66-130/12
124-48-1	Dibromochloromethane	ND	4000	3170	79	4000	3320	83	5	76-124/10
75-71-8	Dichlorodifluoromethane	ND	4000	2890	72	4000	3290	82	13	26-163/26
156-59-2	cis-1,2-Dichloroethylene	ND	4000	4180	105	4000	4030	101	4	75-128/10
10061-01-5	cis-1,3-Dichloropropene	ND	4000	4090	102	4000	4040	101	1	76-131/10
541-73-1	m-Dichlorobenzene	ND	4000	4050	101	4000	3980	100	2	79-121/10
95-50-1	o-Dichlorobenzene	ND	4000	4030	101	4000	3940	99	2	79-120/10
106-46-7	p-Dichlorobenzene	ND	4000	4010	100	4000	3960	99	1	79-120/10
156-60-5	trans-1,2-Dichloroethylene	ND	4000	3680	92	4000	3530	88	4	67-116/11
10061-02-6	trans-1,3-Dichloropropene	ND	4000	3950	99	4000	3970	99	1	73-125/10
100-41-4	Ethylbenzene	141	J 4000	4280	103	4000	4160	100	3	78-123/10
637-92-3	Ethyl Tert Butyl Ether	ND	4000	3980	100	4000	3870	97	3	75-126/11

\* = Outside of Control Limits.

5.4.1  
 5

# Matrix Spike/Matrix Spike Duplicate Summary

**Job Number:** C46436  
**Account:** ATCCAR ATC Group Services  
**Project:** Premier Hyundai 2820 Broadway Oakland

Sample	File ID	DF	Analyzed	By	Prep Date	Prep Batch	Analytical Batch
C46413-8MS	R40974.D	200	07/08/16	CV	n/a	n/a	VR1577
C46413-8MSD	R40975.D	200	07/08/16	CV	n/a	n/a	VR1577
C46413-8 <sup>a</sup>	R40968.D	200	07/08/16	CV	n/a	n/a	VR1577

The QC reported here applies to the following samples:

Method: SW846 8260B

C46436-1

CAS No.	Compound	C46413-8 ug/l	Spike Q ug/l	MS ug/l	MS %	Spike ug/l	MSD ug/l	MSD %	RPD	Limits Rec/RPD	
591-78-6	2-Hexanone	ND	16000	17500	109	16000	17700	111	1	71-145/12	
87-68-3	Hexachlorobutadiene	ND	4000	3490	87	4000	3420	86	2	70-130/12	
98-82-8	Isopropylbenzene	ND	4000	3960	99	4000	3890	97	2	77-125/10	
99-87-6	p-Isopropyltoluene	ND	4000	4020	101	4000	3980	100	1	76-126/10	
108-10-1	4-Methyl-2-pentanone	ND	16000	16700	104	16000	16600	104	1	70-142/11	
74-83-9	Methyl bromide	ND	4000	4100	103	4000	4090	102	0	65-124/13	
74-87-3	Methyl chloride	ND	4000	3120	78	4000	3780	95	19	47-143/20	
74-95-3	Methylene bromide	ND	4000	4140	104	4000	4030	101	3	80-125/10	
75-09-2	Methylene chloride	ND	4000	4020	101	4000	3850	96	4	65-124/15	
78-93-3	Methyl ethyl ketone	ND	16000	17000	106	16000	16900	106	1	66-145/12	
1634-04-4	Methyl Tert Butyl Ether	14600	4000	17700	78	4000	17500	73	1	73-120/10	
91-20-3	Naphthalene	ND	4000	4020	101	4000	3880	97	4	66-120/12	
103-65-1	n-Propylbenzene	ND	4000	4060	102	4000	4000	100	1	75-125/10	
100-42-5	Styrene	ND	4000	4000	100	4000	3950	99	1	73-126/10	
994-05-8	Tert-Amyl Methyl Ether	ND	4000	4100	103	4000	3990	100	3	77-126/10	
75-65-0	Tert-Butyl Alcohol	20000	20000	41300	107	20000	41300	107	0	52-148/18	
630-20-6	1,1,1,2-Tetrachloroethane	ND	4000	4070	102	4000	4010	100	1	79-126/10	
71-55-6	1,1,1-Trichloroethane	ND	4000	4100	103	4000	4010	100	2	73-125/11	
79-34-5	1,1,2,2-Tetrachloroethane	ND	4000	4240	106	4000	4230	106	0	78-127/10	
79-00-5	1,1,2-Trichloroethane	ND	4000	4140	104	4000	4060	102	2	79-122/10	
87-61-6	1,2,3-Trichlorobenzene	ND	4000	3630	91	4000	3600	90	1	70-128/12	
96-18-4	1,2,3-Trichloropropane	ND	4000	3910	98	4000	3910	98	0	66-127/10	
120-82-1	1,2,4-Trichlorobenzene	ND	4000	3670	92	4000	3620	91	1	72-125/11	
95-63-6	1,2,4-Trimethylbenzene	98.1	J	4000	4220	103	4000	4100	100	3	76-124/10
108-67-8	1,3,5-Trimethylbenzene	ND	4000	4140	104	4000	4080	102	1	79-130/10	
127-18-4	Tetrachloroethylene	ND	4000	3880	97	4000	3740	94	4	72-124/13	
108-88-3	Toluene	ND	4000	4130	103	4000	3970	99	4	78-121/10	
79-01-6	Trichloroethylene	ND	4000	4060	102	4000	3940	99	3	75-119/10	
75-69-4	Trichlorofluoromethane	ND	4000	3870	97	4000	4310	108	11	68-130/19	
75-01-4	Vinyl chloride	ND	4000	4060	102	4000	4420	111	8	57-137/18	
1330-20-7	Xylene (total)	316	J	12000	12700	103	12000	12200	99	4	78-122/10

CAS No.	Surrogate Recoveries	MS	MSD	C46413-8	Limits
1868-53-7	Dibromofluoromethane	103%	102%	108%	80-123%

\* = Outside of Control Limits.

# Matrix Spike/Matrix Spike Duplicate Summary

**Job Number:** C46436  
**Account:** ATCCAR ATC Group Services  
**Project:** Premier Hyundai 2820 Broadway Oakland

Sample	File ID	DF	Analyzed	By	Prep Date	Prep Batch	Analytical Batch
C46413-8MS	R40974.D	200	07/08/16	CV	n/a	n/a	VR1577
C46413-8MSD	R40975.D	200	07/08/16	CV	n/a	n/a	VR1577
C46413-8 <sup>a</sup>	R40968.D	200	07/08/16	CV	n/a	n/a	VR1577

The QC reported here applies to the following samples:

Method: SW846 8260B

C46436-1

CAS No.	Surrogate Recoveries	MS	MSD	C46413-8	Limits
2037-26-5	Toluene-D8	100%	100%	104%	88-112%
460-00-4	4-Bromofluorobenzene	99%	98%	95%	79-114%

(a) Sample vial contained more than 0.5cm of sediment.

\* = Outside of Control Limits.

5.4.1  
 5

# Matrix Spike/Matrix Spike Duplicate Summary

**Job Number:** C46436  
**Account:** ATCCAR ATC Group Services  
**Project:** Premier Hyundai 2820 Broadway Oakland

Sample	File ID	DF	Analyzed	By	Prep Date	Prep Batch	Analytical Batch
C46447-1MS	R41041.D	10	07/12/16	CV	n/a	n/a	VR1581
C46447-1MSD	R41042.D	10	07/12/16	CV	n/a	n/a	VR1581
C46447-1 <sup>a</sup>	R41028.D	10	07/12/16	CV	n/a	n/a	VR1581

The QC reported here applies to the following samples:

Method: SW846 8260B

C46436-1, C46436-2

CAS No.	Compound	C46447-1		Spike ug/l	MS ug/l	MS %	Spike ug/l	MSD ug/l	MSD %	RPD	Limits Rec/RPD
		ug/l	Q								
67-64-1	Acetone	71.2	J	800	977	113	800	884	102	10	55-147/17
71-43-2	Benzene	555		200	709	77	200	672	59* <sup>b</sup>	5	76-120/10
108-86-1	Bromobenzene	ND		200	195	98	200	193	97	1	80-123/10
74-97-5	Bromochloromethane	ND		200	209	105	200	196	98	6	79-124/10
75-27-4	Bromodichloromethane	ND		200	199	100	200	193	97	3	75-121/10
75-25-2	Bromoform	ND		200	128	64	200	121	61* <sup>c</sup>	6	62-127/10
104-51-8	n-Butylbenzene	ND		200	206	103	200	205	103	0	74-129/10
135-98-8	sec-Butylbenzene	ND		200	201	101	200	201	101	0	75-128/11
98-06-6	tert-Butylbenzene	ND		200	185	93	200	186	93	1	74-127/11
108-90-7	Chlorobenzene	ND		200	190	95	200	191	96	1	79-119/10
75-00-3	Chloroethane	ND		200	225	113	200	216	108	4	60-115/14
67-66-3	Chloroform	ND		200	225	113	200	212	106	6	75-122/10
95-49-8	o-Chlorotoluene	ND		200	196	98	200	202	101	3	76-125/12
106-43-4	p-Chlorotoluene	ND		200	203	102	200	210	105	3	76-126/11
56-23-5	Carbon tetrachloride	ND		200	189	95	200	195	98	3	72-128/13
75-34-3	1,1-Dichloroethane	ND		200	229	115	200	216	108	6	70-121/10
75-35-4	1,1-Dichloroethylene	ND		200	195	98	200	189	95	3	62-125/13
563-58-6	1,1-Dichloropropene	ND		200	198	99	200	200	100	1	68-116/11
96-12-8	1,2-Dibromo-3-chloropropane	ND		200	171	86	200	160	80	7	64-129/11
106-93-4	1,2-Dibromoethane	ND		200	197	99	200	193	97	2	81-124/10
107-06-2	1,2-Dichloroethane	7.9	J	200	219	106	200	211	102	4	74-122/10
78-87-5	1,2-Dichloropropane	ND		200	213	107	200	207	104	3	75-123/10
142-28-9	1,3-Dichloropropane	ND		200	210	105	200	207	104	1	81-127/11
108-20-3	Di-Isopropyl ether	ND		200	228	114	200	213	107	7	69-126/10
594-20-7	2,2-Dichloropropane	ND		200	177	89	200	168	84	5	66-130/12
124-48-1	Dibromochloromethane	ND		200	150	75* <sup>c</sup>	200	146	73* <sup>c</sup>	3	76-124/10
75-71-8	Dichlorodifluoromethane	ND		200	187	94	200	187	94	0	26-163/26
156-59-2	cis-1,2-Dichloroethylene	3.9	J	200	224	110	200	212	104	6	75-128/10
10061-01-5	cis-1,3-Dichloropropene	ND		200	203	102	200	197	99	3	76-131/10
541-73-1	m-Dichlorobenzene	ND		200	193	97	200	191	96	1	79-121/10
95-50-1	o-Dichlorobenzene	ND		200	191	96	200	189	95	1	79-120/10
106-46-7	p-Dichlorobenzene	ND		200	193	97	200	191	96	1	79-120/10
156-60-5	trans-1,2-Dichloroethylene	ND		200	190	95	200	183	92	4	67-116/11
10061-02-6	trans-1,3-Dichloropropene	ND		200	194	97	200	192	96	1	73-125/10
100-41-4	Ethylbenzene	58.6		200	256	99	200	255	98	0	78-123/10
637-92-3	Ethyl Tert Butyl Ether	ND		200	217	109	200	204	102	6	75-126/11

\* = Outside of Control Limits.

5.4.2  
 5

# Matrix Spike/Matrix Spike Duplicate Summary

**Job Number:** C46436  
**Account:** ATCCAR ATC Group Services  
**Project:** Premier Hyundai 2820 Broadway Oakland

Sample	File ID	DF	Analyzed	By	Prep Date	Prep Batch	Analytical Batch
C46447-1MS	R41041.D	10	07/12/16	CV	n/a	n/a	VR1581
C46447-1MSD	R41042.D	10	07/12/16	CV	n/a	n/a	VR1581
C46447-1 <sup>a</sup>	R41028.D	10	07/12/16	CV	n/a	n/a	VR1581

The QC reported here applies to the following samples:

Method: SW846 8260B

C46436-1, C46436-2

CAS No.	Compound	C46447-1 ug/l	Spike Q ug/l	MS ug/l	MS %	Spike ug/l	MSD ug/l	MSD %	RPD	Limits Rec/RPD
591-78-6	2-Hexanone	ND	800	967	121	800	923	115	5	71-145/12
87-68-3	Hexachlorobutadiene	ND	200	155	78	200	159	80	3	70-130/12
98-82-8	Isopropylbenzene	4.0	J 200	194	95	200	195	96	1	77-125/10
99-87-6	p-Isopropyltoluene	ND	200	195	98	200	195	98	0	76-126/10
108-10-1	4-Methyl-2-pentanone	ND	800	910	114	800	852	107	7	70-142/11
74-83-9	Methyl bromide	ND	200	215	108	200	204	102	5	65-124/13
74-87-3	Methyl chloride	ND	200	206	103	200	183	92	12	47-143/20
74-95-3	Methylene bromide	ND	200	210	105	200	202	101	4	80-125/10
75-09-2	Methylene chloride	ND	200	218	109	200	205	103	6	65-124/15
78-93-3	Methyl ethyl ketone	ND	800	948	119	800	852	107	11	66-145/12
1634-04-4	Methyl Tert Butyl Ether	ND	200	198	99	200	187	94	6	73-120/10
91-20-3	Naphthalene	ND	200	189	95	200	182	91	4	66-120/12
103-65-1	n-Propylbenzene	4.1	J 200	208	102	200	208	102	0	75-125/10
100-42-5	Styrene	ND	200	195	98	200	193	97	1	73-126/10
994-05-8	Tert-Amyl Methyl Ether	ND	200	213	107	200	201	101	6	77-126/10
75-65-0	Tert-Butyl Alcohol	ND	1000	1030	103	1000	961	96	7	52-148/18
630-20-6	1,1,1,2-Tetrachloroethane	ND	200	191	96	200	191	96	0	79-126/10
71-55-6	1,1,1-Trichloroethane	ND	200	214	107	200	208	104	3	73-125/11
79-34-5	1,1,2,2-Tetrachloroethane	ND	200	225	113	200	217	109	4	78-127/10
79-00-5	1,1,2-Trichloroethane	ND	200	212	106	200	207	104	2	79-122/10
87-61-6	1,2,3-Trichlorobenzene	ND	200	165	83	200	161	81	2	70-128/12
96-18-4	1,2,3-Trichloropropane	ND	200	190	95	200	186	93	2	66-127/10
120-82-1	1,2,4-Trichlorobenzene	ND	200	167	84	200	164	82	2	72-125/11
95-63-6	1,2,4-Trimethylbenzene	15.2	J 200	215	100	200	212	98	1	76-124/10
108-67-8	1,3,5-Trimethylbenzene	4.6	J 200	216	106	200	214	105	1	79-130/10
127-18-4	Tetrachloroethylene	ND	200	174	87	200	179	90	3	72-124/13
108-88-3	Toluene	83.9	200	272	94	200	272	94	0	78-121/10
79-01-6	Trichloroethylene	84.3	200	278	97	200	277	96	0	75-119/10
75-69-4	Trichlorofluoromethane	ND	200	211	106	200	210	105	0	68-130/19
75-01-4	Vinyl chloride	ND	200	232	116	200	226	113	3	57-137/18
1330-20-7	Xylene (total)	125	600	698	96	600	699	96	0	78-122/10

CAS No.	Surrogate Recoveries	MS	MSD	C46447-1	Limits
1868-53-7	Dibromofluoromethane	115%	108%	116%	80-123%

\* = Outside of Control Limits.

# Matrix Spike/Matrix Spike Duplicate Summary

**Job Number:** C46436  
**Account:** ATCCAR ATC Group Services  
**Project:** Premier Hyundai 2820 Broadway Oakland

Sample	File ID	DF	Analyzed	By	Prep Date	Prep Batch	Analytical Batch
C46447-1MS	R41041.D	10	07/12/16	CV	n/a	n/a	VR1581
C46447-1MSD	R41042.D	10	07/12/16	CV	n/a	n/a	VR1581
C46447-1 <sup>a</sup>	R41028.D	10	07/12/16	CV	n/a	n/a	VR1581

The QC reported here applies to the following samples:

Method: SW846 8260B

C46436-1, C46436-2

CAS No.	Surrogate Recoveries	MS	MSD	C46447-1	Limits
2037-26-5	Toluene-D8	102%	102%	102%	88-112%
460-00-4	4-Bromofluorobenzene	100%	99%	96%	79-114%

- (a) Sample vial contained more than 0.5cm of sediment.
- (b) Outside control limits due to high level in sample relative to spike amount.
- (c) Outside laboratory control limits.

\* = Outside of Control Limits.



GC/MS Volatiles

Raw Data

9

## Quantitation Report (QT Reviewed)

Data Path : C:\msdchem\1\DATA\160708\  
 Data File : R40972.D  
 Acq On : 8 Jul 2016 8:04 pm  
 Operator : christv  
 Sample : C46436-1 sed  
 Misc : MS1899,VR1577,50,,,,,1  
 ALS Vial : 20 Sample Multiplier: 1

Quant Time: Jul 11 10:43:57 2016  
 Quant Method : C:\msdchem\1\METHODS\VR1570\_160623.M  
 Quant Title : EPA -8260B  
 QLast Update : Fri Jun 24 15:14:02 2016  
 Response via : Initial Calibration

Compound	R.T.	QIon	Response	Conc	Units	Dev(Min)
Internal Standards						
1) Pentafluorobenzene	10.641	168	5532461	10.00	ug/L	0.00
44) 1,4-Difluorobenzene	11.967	114	10387933	10.00	ug/L	0.00
59) Chlorobenzene-d5	15.661	117	9672976	10.00	ug/L	0.00
83) 1,4-Dichlorobenzene-d4	18.651	152	4909162	10.00	ug/L	# 0.00
104) 1,4-Dichlorobenzene-d4A	18.651	152	4909162	10.00	ug/L	# 0.00
System Monitoring Compounds						
40) Dibromofluoromethane	10.734	111	3952634	10.09	ug/L	0.00
Spiked Amount	10.000	Range	70 - 130	Recovery	=	100.90%
60) Toluene-d8	13.904	98	11630278	9.95	ug/L	0.00
Spiked Amount	10.000	Range	70 - 130	Recovery	=	99.50%
80) 4-Bromofluorobenzene	17.063	95	5346269	9.74	ug/L	0.00
Spiked Amount	10.000	Range	70 - 130	Recovery	=	97.40%
Target Compounds						
						Qvalue
3) Chloromethane	4.279	50	94249m	0.32	ug/L	
6) Chloroethane	5.474	64	171779	0.80	ug/L	99
9) Isopropyl Alcohol	6.598	45	236172m	4.68	ug/L	
11) Acetone	6.898	58	3861875m	88.90	ug/L	
14) tert-Butanol (TBA)	7.373	59	20764m	0.33	ug/L	
18) Iodomethane	7.749	142	57611	0.10	ug/L	# 92
22) Carbon Disulfide	8.142	76	122012	0.14	ug/L	70
25) Hexane	8.960	57	39951443	137.89	ug/L	98
26) Diisopropyl Ether	9.271	45	231764	0.16	ug/L	90
33) 2-Butanone (MEK)	9.866	72	1196778	20.09	ug/L	# 91
35) cis-1,2-Dichloroethene	10.215	96	410645	1.00	ug/L	# 76
38) Chloroform	10.450	83	713903	1.01	ug/L	91
42) Cyclohexane	11.225	56	75605185	196.88	ug/L	99
48) Benzene	11.629	78	16452756	11.38	ug/L	100
49) Trichloroethene	12.447	95	19092319	53.10	ug/L	92
52) Methylcyclohexane	12.665	55	106520872	292.95	ug/L	99
61) Toluene	14.002	92	1509300	1.77	ug/L	97
65) 2-Hexanone	14.324	43	1051768	2.44	ug/L	# 87
67) Tetrachloroethene	14.815	164	77030	0.31	ug/L	87
72) Ethyl Benzene	15.770	91	104585511	65.52	ug/L	100
73) Xylene, m+p	15.863	106	10642271	17.37	ug/L	94
74) Xylene, o	16.365	106	599379	0.94	ug/L	# 86
79) Isopropylbenzene	16.790	105	26979200	19.00	ug/L	98
85) n-Propylbenzene	17.292	91	38206821	22.71	ug/L	98
87) 1,3,5-Trimethylbenzene	17.483	105	17159717	14.19	ug/L	96
90) tert-Butylbenzene	18.002	119	319948m	0.27	ug/L	
92) 1,2,4-Trimethylbenzene	18.034	105	6739829	5.08	ug/L	87
93) sec-Butylbenzene	18.285	105	2891854	2.10	ug/L	98
94) p-Isopropyltoluene	18.444	119	2967322	2.45	ug/L	95
97) n-Butylbenzene	18.946	91	2227620m	1.84	ug/L	
102) Naphthalene	21.134	128	13037105	8.28	ug/L	100
105) TPH-GRO (C6-C10)	12.665	TIC	2147483647m	1623.62	ug/L	

## Quantitation Report (QT Reviewed)

Data Path : C:\msdchem\1\DATA\160708\  
Data File : R40972.D  
Acq On : 8 Jul 2016 8:04 pm  
Operator : christv  
Sample : C46436-1 sed  
Misc : MS1899,VR1577,50,,,,,1  
ALS Vial : 20 Sample Multiplier: 1

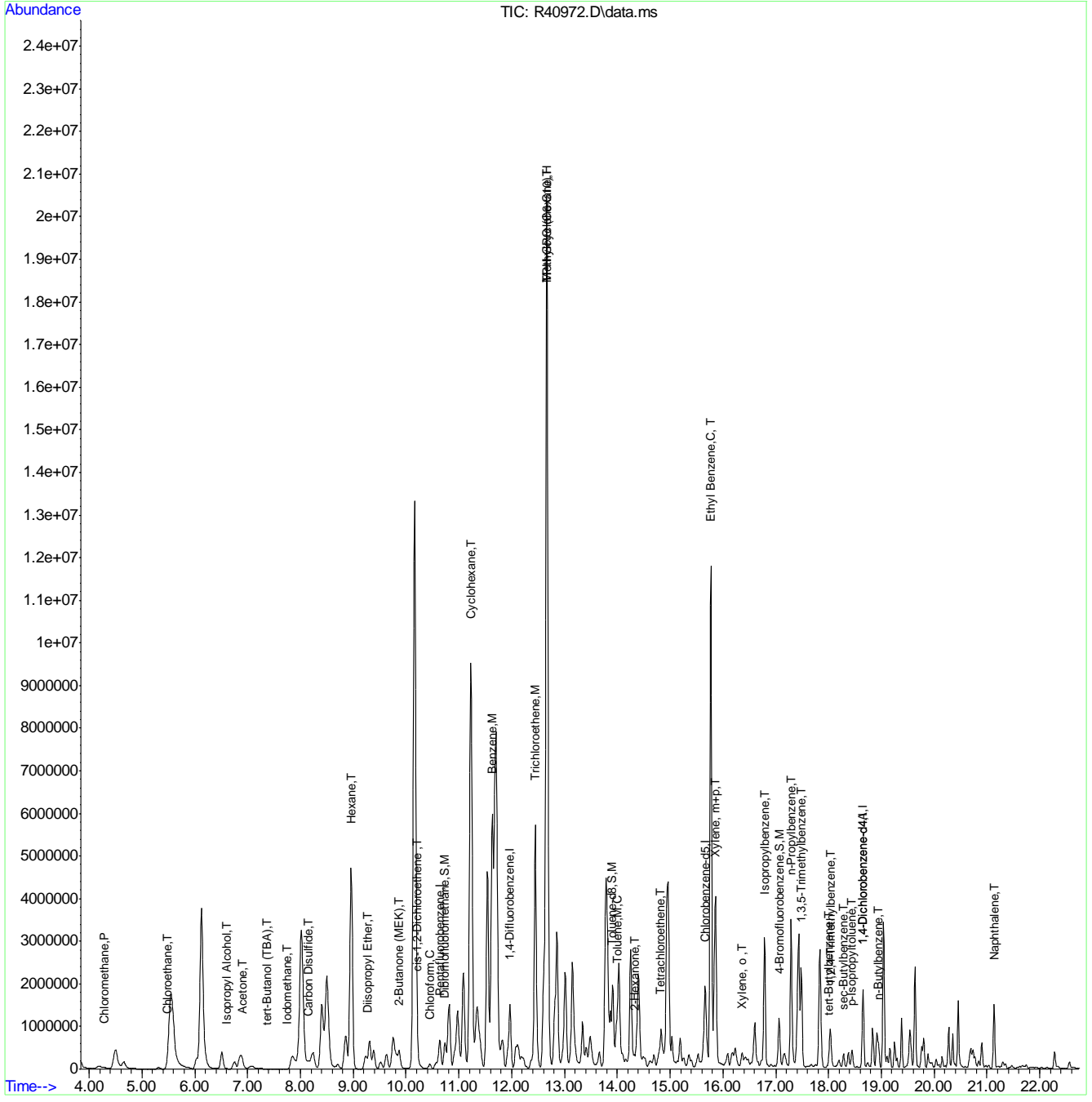
Quant Time: Jul 11 10:43:57 2016  
Quant Method : C:\msdchem\1\METHODS\VR1570\_160623.M  
Quant Title : EPA -8260B  
QLast Update : Fri Jun 24 15:14:02 2016  
Response via : Initial Calibration

Compound	R.T.	QIon	Response	Conc	Units	Dev(Min)
-----						
(#) = qualifier out of range (m) = manual integration (+) = signals summed						

Quantitation Report (QT Reviewed)

Data Path : C:\msdchem\1\DATA\160708\  
Data File : R40972.D  
Acq On : 8 Jul 2016 8:04 pm  
Operator : christv  
Sample : C46436-1 sed  
Misc : MS1899,VR1577,50,,,,,1  
ALS Vial : 20 Sample Multiplier: 1

Quant Time: Jul 11 10:43:57 2016  
Quant Method : C:\msdchem\1\METHODS\VR1570\_160623.M  
Quant Title : EPA -8260B  
QLast Update : Fri Jun 24 15:14:02 2016  
Response via : Initial Calibration



## Quantitation Report (QT Reviewed)

Data Path : C:\msdchem\1\DATA\160712\  
 Data File : R41030.D  
 Acq On : 12 Jul 2016 5:49 pm  
 Operator : christv  
 Sample : C46436-1  
 Misc : MS1899,VR1581,5,,,,,10  
 ALS Vial : 15 Sample Multiplier: 1

Quant Time: Jul 13 09:35:38 2016  
 Quant Method : C:\msdchem\1\METHODS\VR1570\_160623.M  
 Quant Title : EPA -8260B  
 QLast Update : Fri Jun 24 15:14:02 2016  
 Response via : Initial Calibration

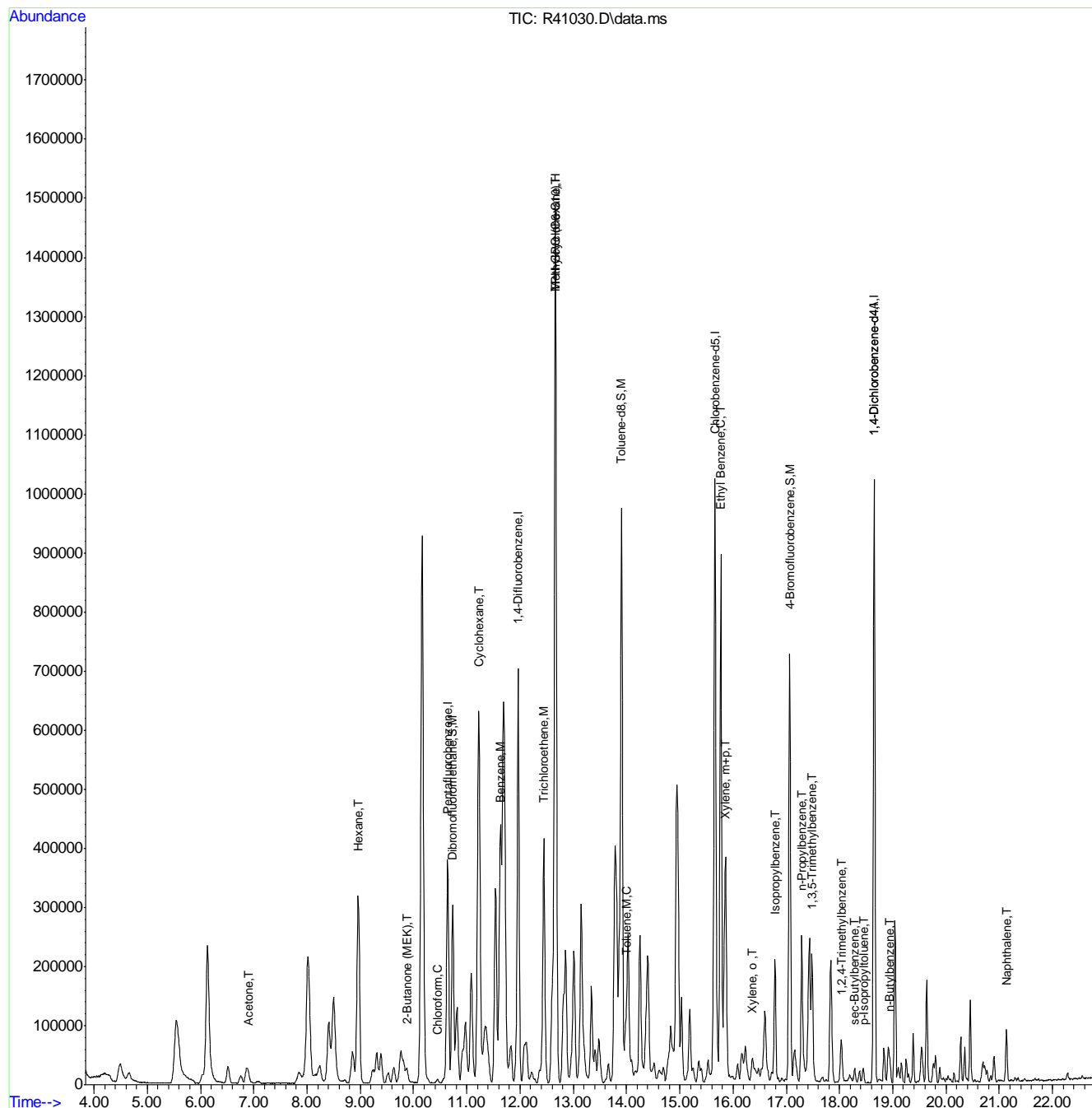
Compound	R.T.	QIon	Response	Conc	Units	Dev(Min)
Internal Standards						
1) Pentafluorobenzene	10.641	168	3192143	10.00	ug/L	0.00
44) 1,4-Difluorobenzene	11.967	114	6430615	10.00	ug/L	0.00
59) Chlorobenzene-d5	15.661	117	6110872	10.00	ug/L	0.00
83) 1,4-Dichlorobenzene-d4	18.651	152	2974626	10.00	ug/L	# 0.00
104) 1,4-Dichlorobenzene-d4A	18.651	152	2974626	10.00	ug/L	# 0.00
System Monitoring Compounds						
40) Dibromofluoromethane	10.734	111	2432333	10.76	ug/L	0.00
Spiked Amount	10.000	Range	70 - 130	Recovery	=	107.60%
60) Toluene-d8	13.904	98	7519227	10.18	ug/L	0.00
Spiked Amount	10.000	Range	70 - 130	Recovery	=	101.80%
80) 4-Bromofluorobenzene	17.063	95	3298547	9.51	ug/L	0.00
Spiked Amount	10.000	Range	70 - 130	Recovery	=	95.10%
Target Compounds						
						Qvalue
11) Acetone	6.892	58	189812	7.57	ug/L	# 13
25) Hexane	8.960	57	2587173	15.48	ug/L	93
33) 2-Butanone (MEK)	9.877	72	44778	1.30	ug/L	# 42
38) Chloroform	10.455	83	48085	0.12	ug/L	86
42) Cyclohexane	11.225	56	4902294	22.12	ug/L	95
48) Benzene	11.623	78	1252545	1.40	ug/L	100
49) Trichloroethene	12.441	95	1239543	5.57	ug/L	# 86
52) Methylcyclohexane	12.665	55	7604928	33.79	ug/L	90
61) Toluene	14.002	92	118099	0.22	ug/L	# 83
72) Ethyl Benzene	15.770	91	7746408	7.68	ug/L	96
73) Xylene, m+p	15.863	106	870160	2.25	ug/L	88
74) Xylene, o	16.359	106	49491	0.12	ug/L	# 70
79) Isopropylbenzene	16.785	105	1773272	1.98	ug/L	98
85) n-Propylbenzene	17.292	91	2598480	2.55	ug/L	95
87) 1,3,5-Trimethylbenzene	17.483	105	1486373	2.03	ug/L	99
92) 1,2,4-Trimethylbenzene	18.034	105	533543	0.66	ug/L	84
93) sec-Butylbenzene	18.291	105	185844	0.22	ug/L	92
94) p-Isopropyltoluene	18.449	119	186266	0.25	ug/L	89
97) n-Butylbenzene	18.940	91	140246m	0.19	ug/L	
102) Naphthalene	21.133	128	734720	0.77	ug/L	100
105) TPH-GRO (C6-C10)	12.665	TIC	512630742m	571.26	ug/L	

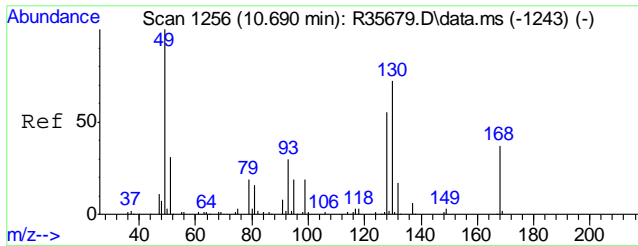
(#) = qualifier out of range (m) = manual integration (+) = signals summed

## Quantitation Report (QT Reviewed)

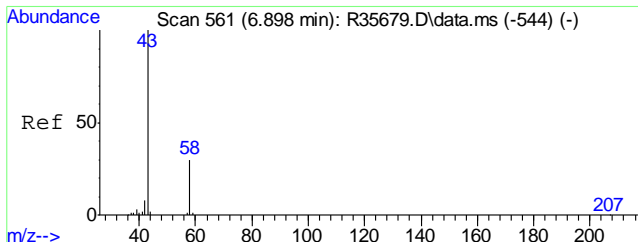
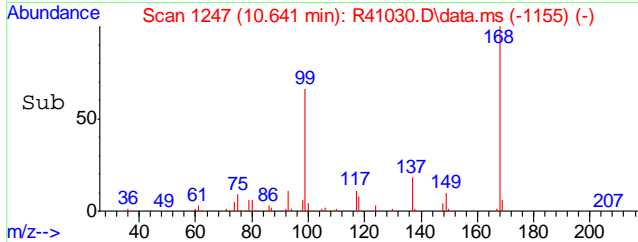
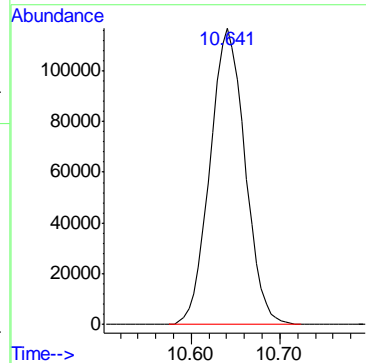
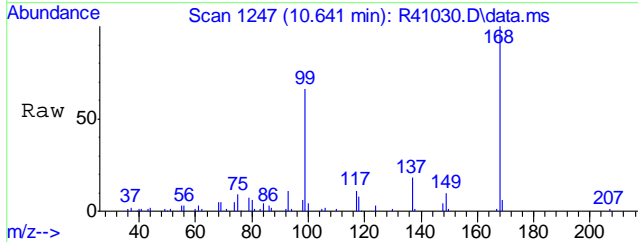
Data Path : C:\msdchem\1\DATA\160712\  
 Data File : R41030.D  
 Acq On : 12 Jul 2016 5:49 pm  
 Operator : christv  
 Sample : C46436-1  
 Misc : MS1899,VR1581,5,,,,,10  
 ALS Vial : 15 Sample Multiplier: 1

Quant Time: Jul 13 09:35:38 2016  
 Quant Method : C:\msdchem\1\METHODS\VR1570\_160623.M  
 Quant Title : EPA -8260B  
 QLast Update : Fri Jun 24 15:14:02 2016  
 Response via : Initial Calibration

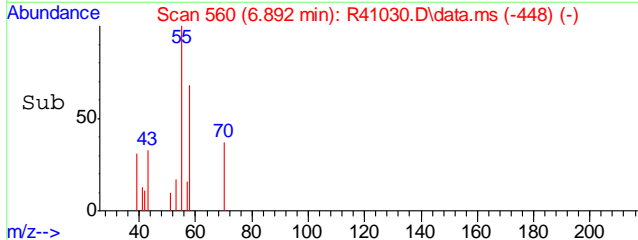
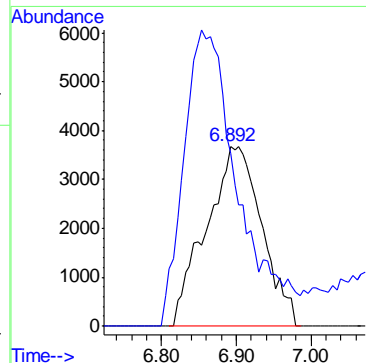
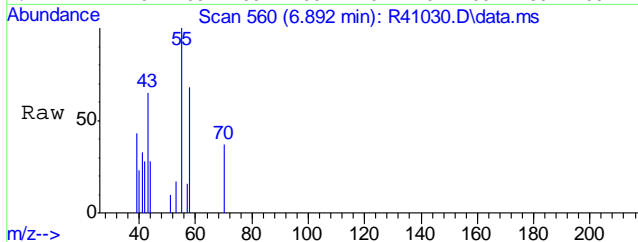


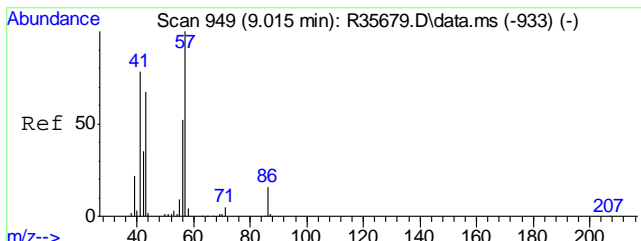


#1  
 Pentafluorobenzene  
 Concen: 10.00 ug/L  
 RT: 10.641 min Scan# 1247  
 Delta R.T. -0.000 min  
 Lab File: R41030.D  
 Acq: 12 Jul 2016 5:49 pm  
 Tgt Ion:168 Resp: 3192143



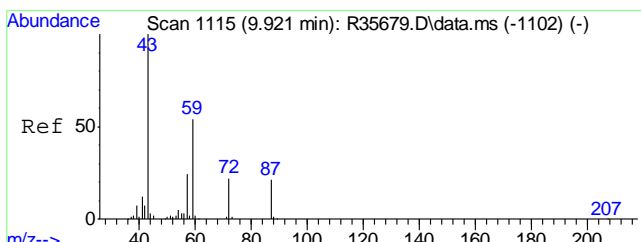
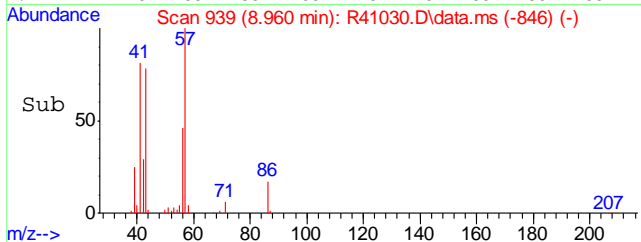
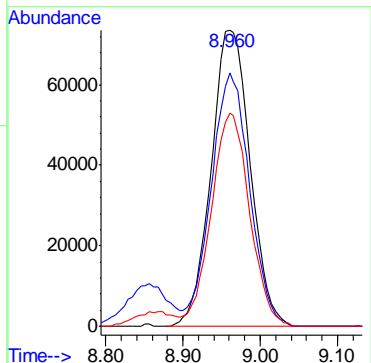
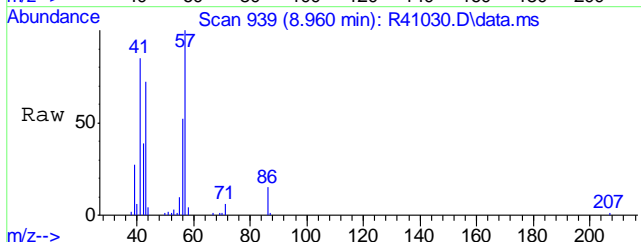
#11  
 Acetone  
 Concen: 7.57 ug/L  
 RT: 6.892 min Scan# 560  
 Delta R.T. 0.060 min  
 Lab File: R41030.D  
 Acq: 12 Jul 2016 5:49 pm  
 Tgt Ion: 58 Resp: 189812  
 Ion Ratio Lower Upper  
 58 100  
 43 169.5 343.4 383.4#





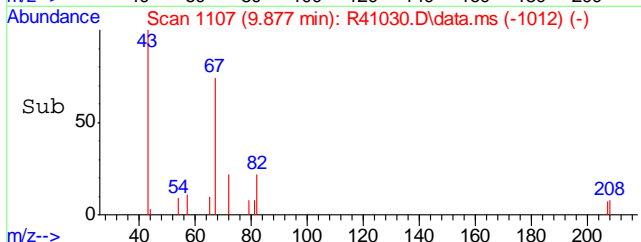
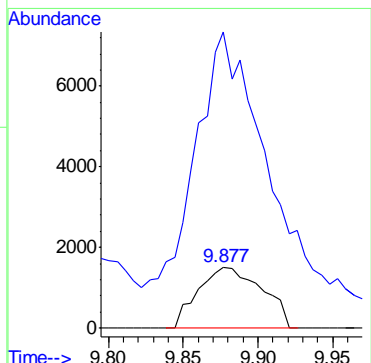
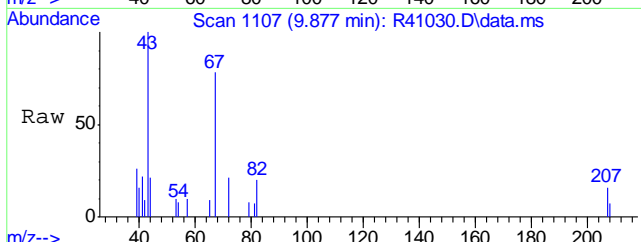
#25  
Hexane  
Concen: 15.48 ug/L  
RT: 8.960 min Scan# 939  
Delta R.T. 0.005 min  
Lab File: R41030.D  
Acq: 12 Jul 2016 5:49 pm

Tgt Ion	Resp	Lower	Upper
57	2587173		
41	84.3	61.8	92.6
43	70.9	53.3	79.9

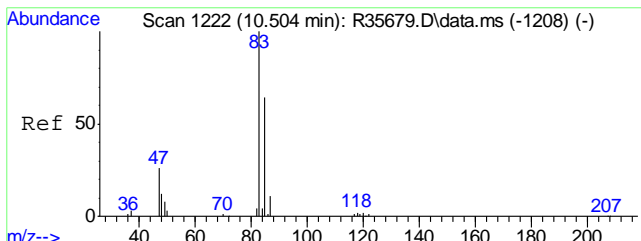


#33  
2-Butanone (MEK)  
Concen: 1.30 ug/L  
RT: 9.877 min Scan# 1107  
Delta R.T. 0.016 min  
Lab File: R41030.D  
Acq: 12 Jul 2016 5:49 pm

Tgt Ion	Resp	Lower	Upper
72	44778		
43	643.8	467.3	507.3#

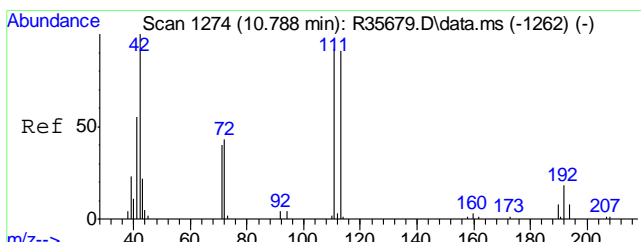
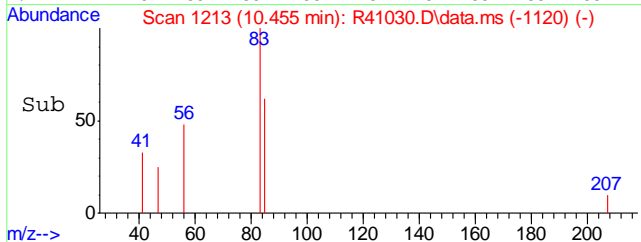
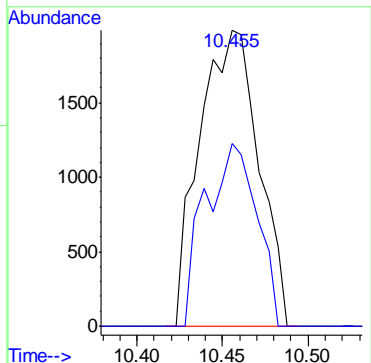
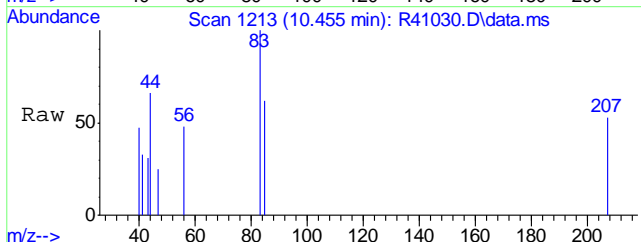






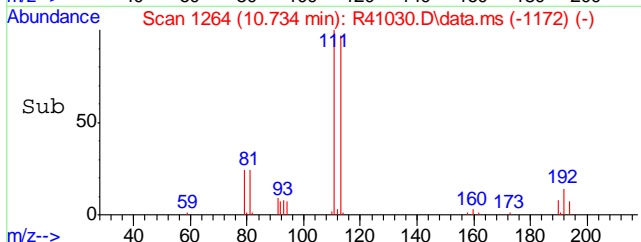
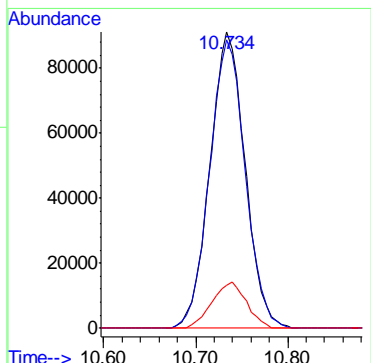
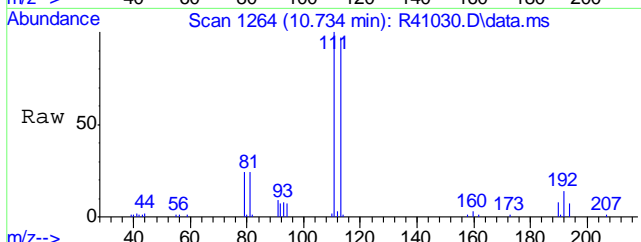
#38  
 Chloroform  
 Concen: 0.12 ug/L  
 RT: 10.455 min Scan# 1213  
 Delta R.T. 0.005 min  
 Lab File: R41030.D  
 Acq: 12 Jul 2016 5:49 pm

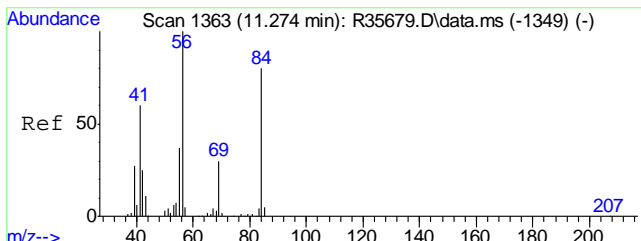
Tgt Ion	Resp	Lower	Upper
83	48085		
85	53.6	44.6	84.6



#40  
 Dibromofluoromethane  
 Concen: 10.76 ug/L  
 RT: 10.734 min Scan# 1264  
 Delta R.T. 0.000 min  
 Lab File: R41030.D  
 Acq: 12 Jul 2016 5:49 pm

Tgt Ion	Resp	Lower	Upper
111	2432333		
113	98.6	76.9	116.9
192	15.1	0.0	37.8

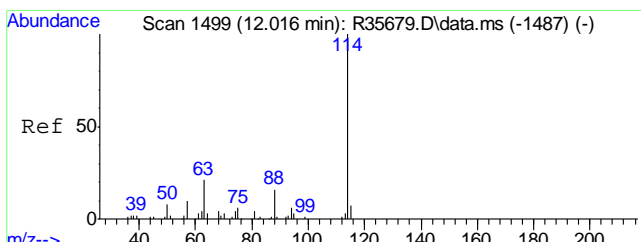
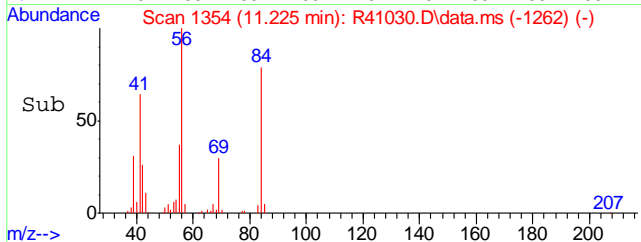
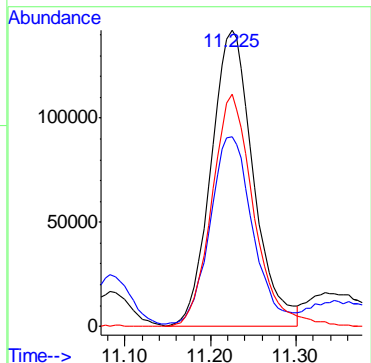
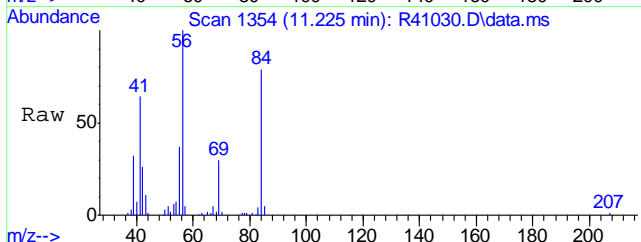




#42  
Cyclohexane  
Concen: 22.12 ug/L  
RT: 11.225 min Scan# 1354  
Delta R.T. -0.000 min  
Lab File: R41030.D  
Acq: 12 Jul 2016 5:49 pm

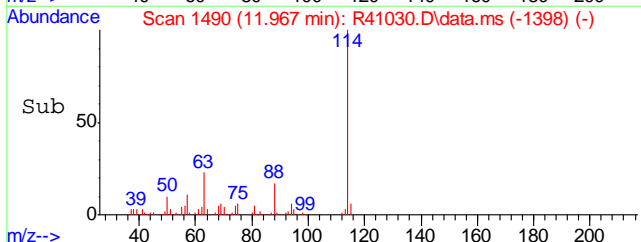
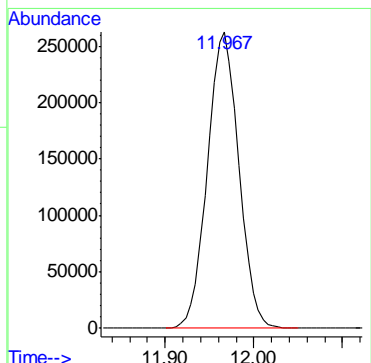
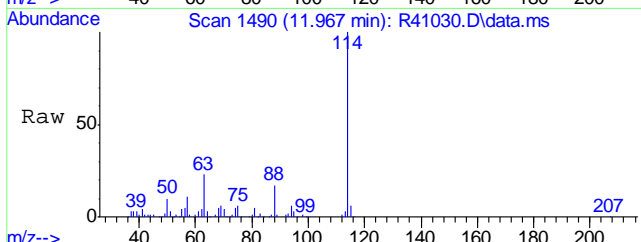
Tgt Ion: 56 Resp: 4902294

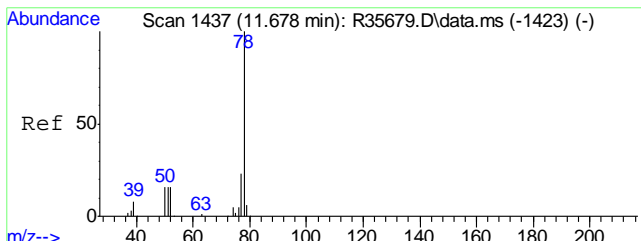
Ion	Ratio	Lower	Upper
56	100		
41	63.4	40.5	80.5
84	77.7	63.0	103.0



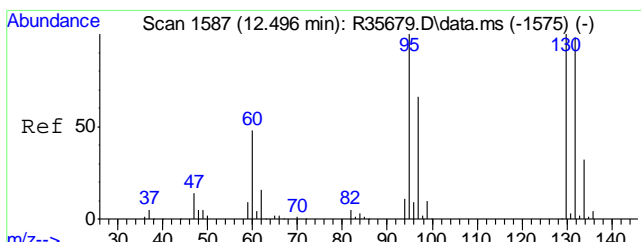
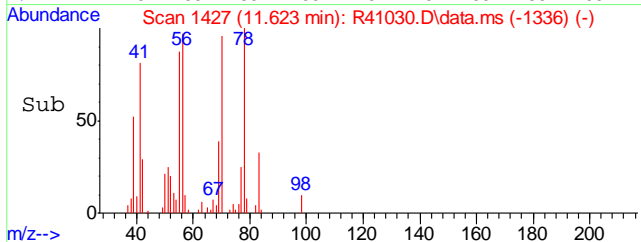
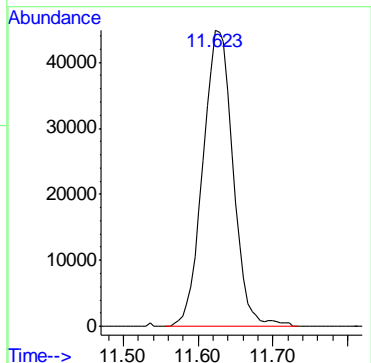
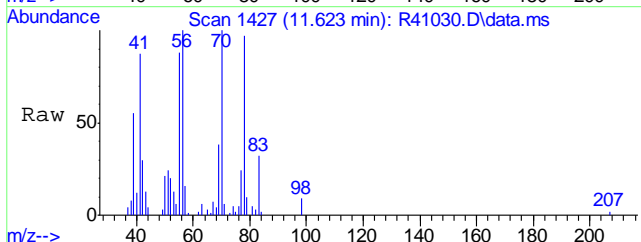
#44  
1,4-Difluorobenzene  
Concen: 10.00 ug/L  
RT: 11.967 min Scan# 1490  
Delta R.T. -0.000 min  
Lab File: R41030.D  
Acq: 12 Jul 2016 5:49 pm

Tgt Ion: 114 Resp: 6430615





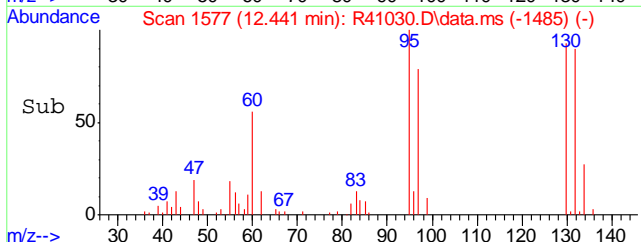
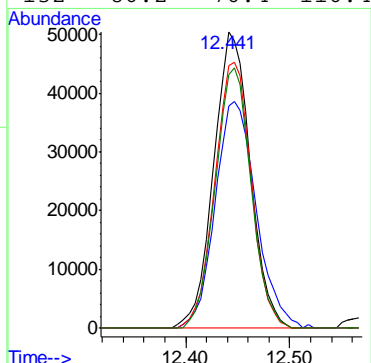
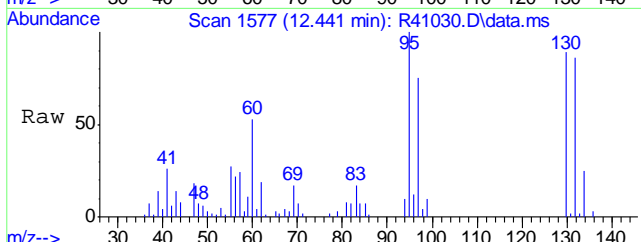
#48  
Benzene  
Concen: 1.40 ug/L  
RT: 11.623 min Scan# 1427  
Delta R.T. -0.005 min  
Lab File: R41030.D  
Acq: 12 Jul 2016 5:49 pm  
Tgt Ion: 78 Resp: 1252545

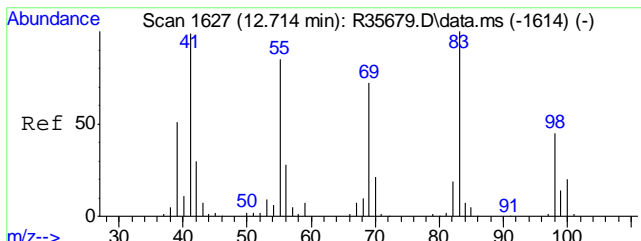


#49  
Trichloroethene  
Concen: 5.57 ug/L  
RT: 12.441 min Scan# 1577  
Delta R.T. -0.000 min  
Lab File: R41030.D  
Acq: 12 Jul 2016 5:49 pm

Tgt Ion: 95 Resp: 1239543

Ion	Ratio	Lower	Upper
95	100		
97	85.5	45.2	85.2#
130	89.6	80.3	120.3
132	86.2	76.4	116.4

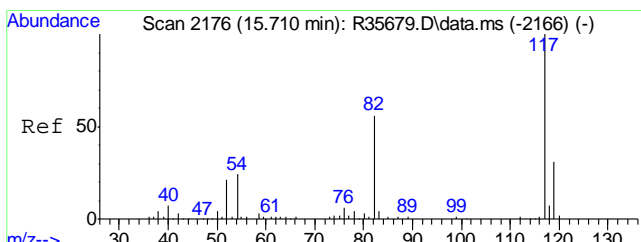
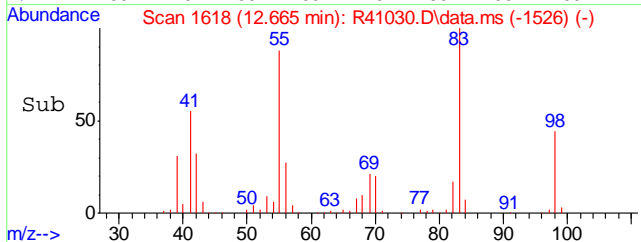
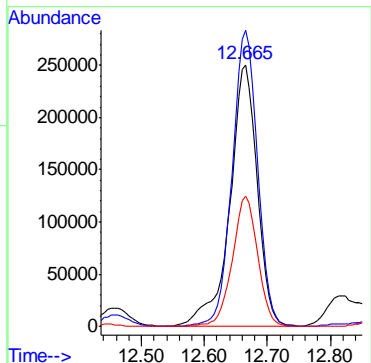
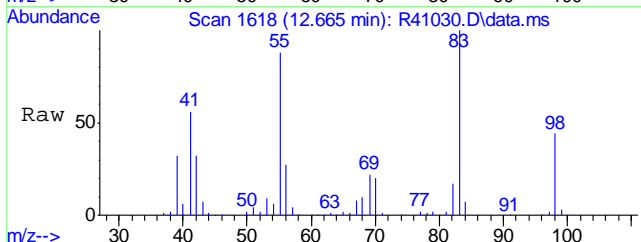




#52  
Methylcyclohexane  
Concen: 33.79 ug/L  
RT: 12.665 min Scan# 1618  
Delta R.T. -0.000 min  
Lab File: R41030.D  
Acq: 12 Jul 2016 5:49 pm

Tgt Ion: 55 Resp: 7604928

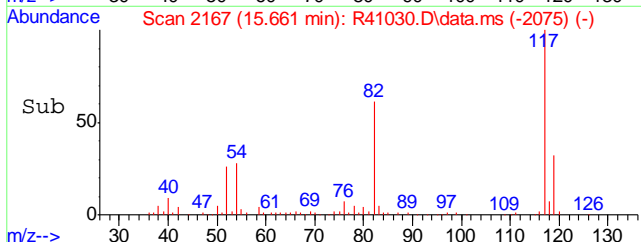
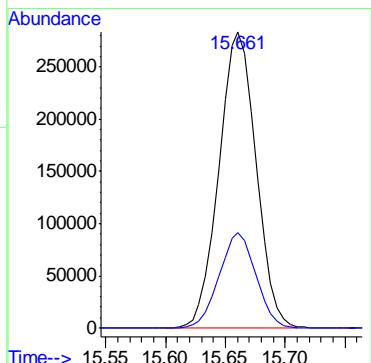
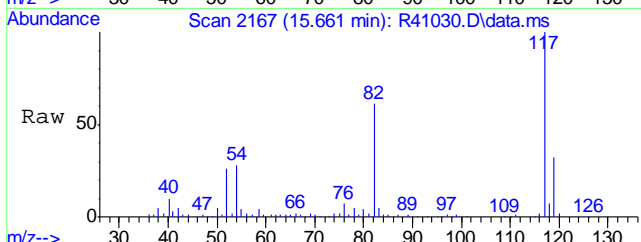
Ion	Ratio	Lower	Upper
55	100		
83	104.9	96.6	136.6
98	46.0	32.9	72.9

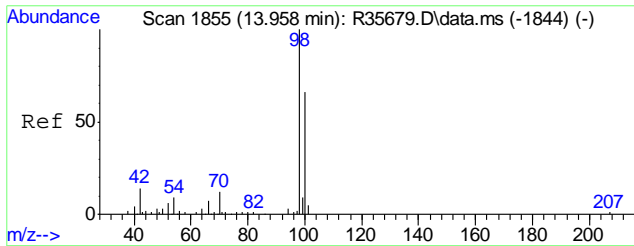


#59  
Chlorobenzene-d5  
Concen: 10.00 ug/L  
RT: 15.661 min Scan# 2167  
Delta R.T. -0.000 min  
Lab File: R41030.D  
Acq: 12 Jul 2016 5:49 pm

Tgt Ion: 117 Resp: 6110872

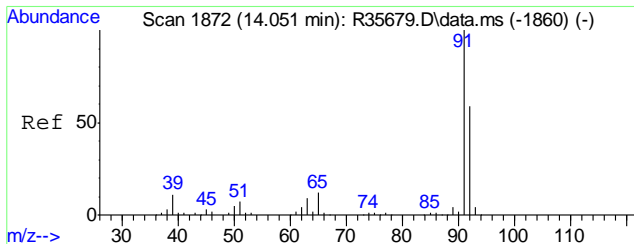
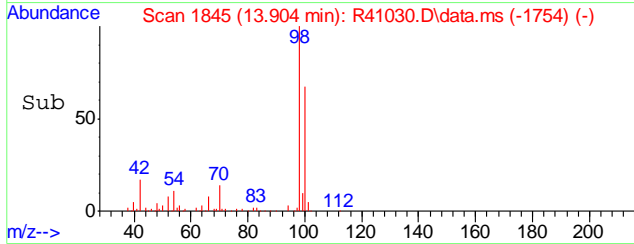
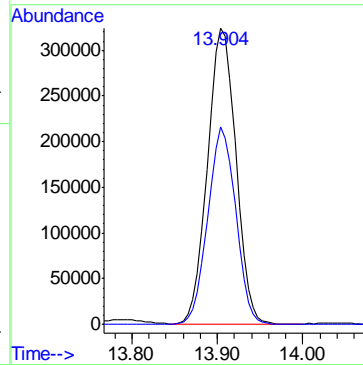
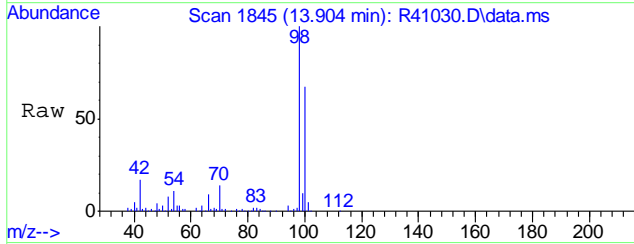
Ion	Ratio	Lower	Upper
117	100		
119	31.7	12.5	52.5





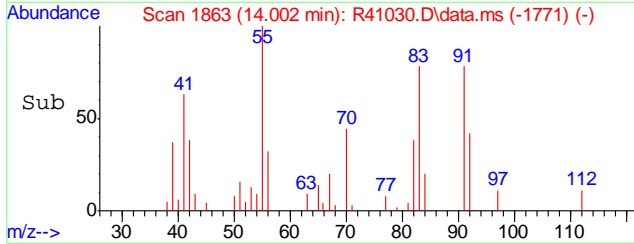
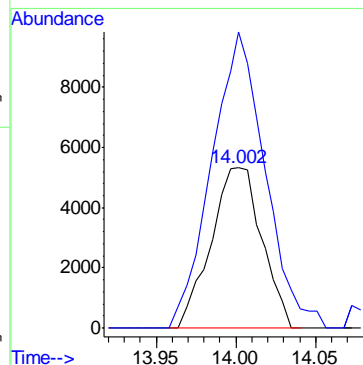
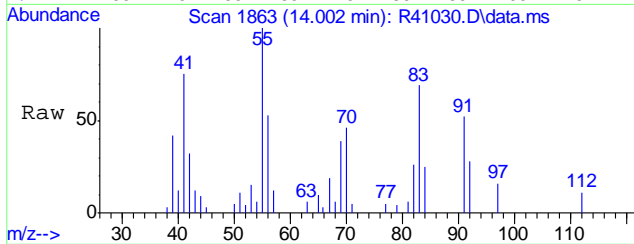
#60  
Toluene-d8  
Concen: 10.18 ug/L  
RT: 13.904 min Scan# 1845  
Delta R.T. -0.005 min  
Lab File: R41030.D  
Acq: 12 Jul 2016 5:49 pm

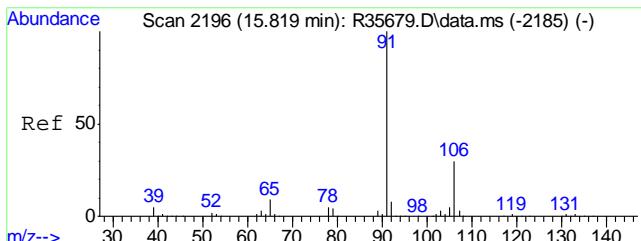
Tgt Ion: 98 Resp: 7519227  
Ion Ratio Lower Upper  
98 100  
100 65.3 45.8 85.8



#61  
Toluene  
Concen: 0.22 ug/L  
RT: 14.002 min Scan# 1863  
Delta R.T. 0.000 min  
Lab File: R41030.D  
Acq: 12 Jul 2016 5:49 pm

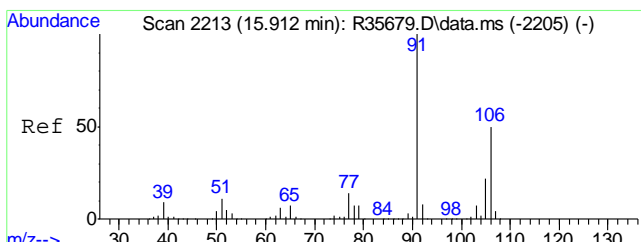
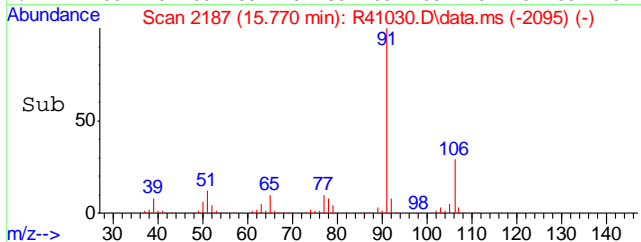
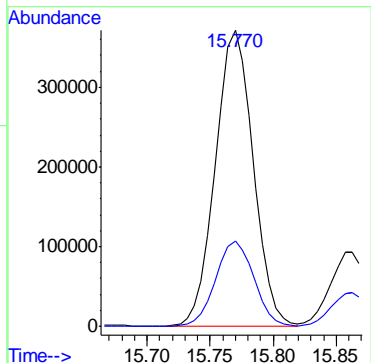
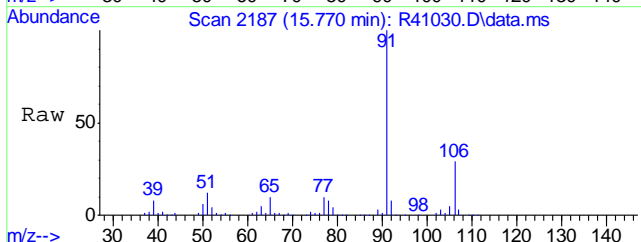
Tgt Ion: 92 Resp: 118099  
Ion Ratio Lower Upper  
92 100  
91 194.2 150.4 190.4#





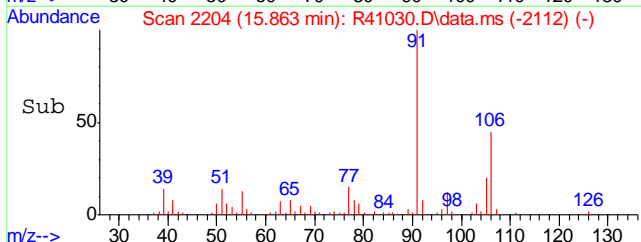
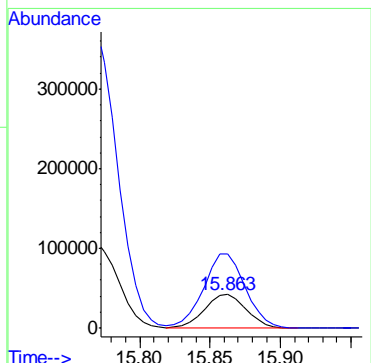
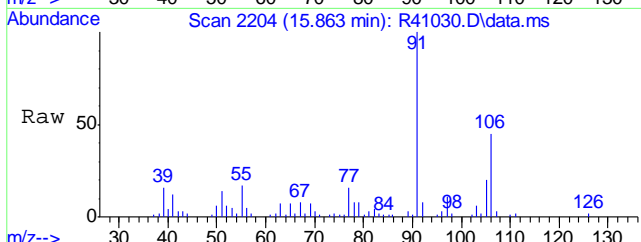
#72  
Ethyl Benzene  
Concen: 7.68 ug/L  
RT: 15.770 min Scan# 2187  
Delta R.T. 0.000 min  
Lab File: R41030.D  
Acq: 12 Jul 2016 5:49 pm

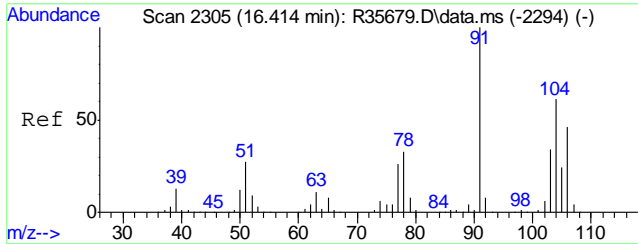
Tgt Ion	Resp	Lower	Upper
91	7746408	100	
106	29.1	11.0	51.0



#73  
Xylene, m+p  
Concen: 2.25 ug/L  
RT: 15.863 min Scan# 2204  
Delta R.T. -0.000 min  
Lab File: R41030.D  
Acq: 12 Jul 2016 5:49 pm

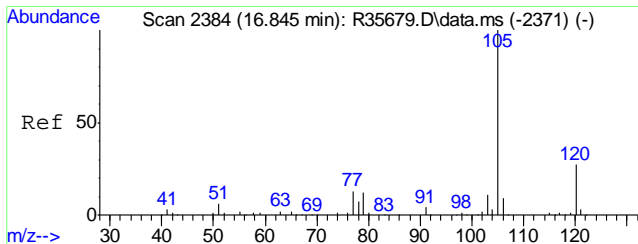
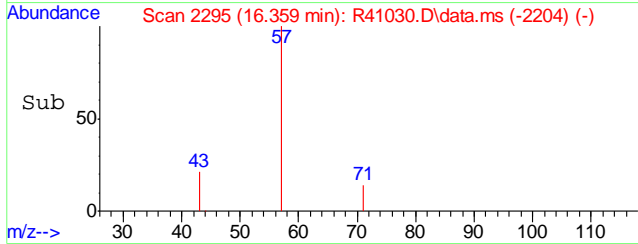
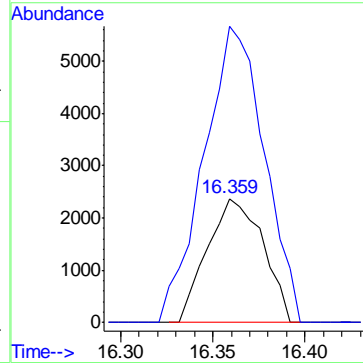
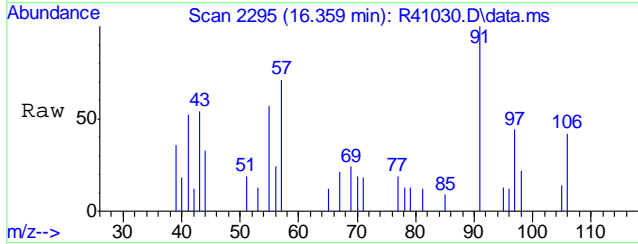
Tgt Ion	Resp	Lower	Upper
106	870160	100	
91	221.4	182.6	222.6





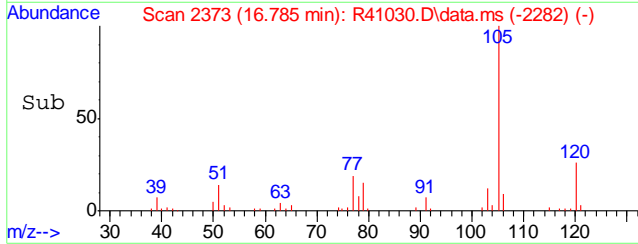
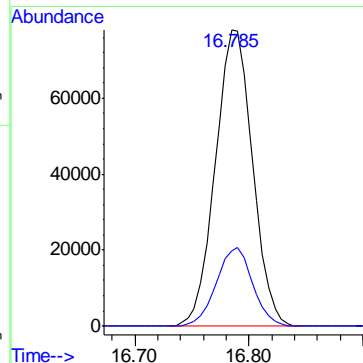
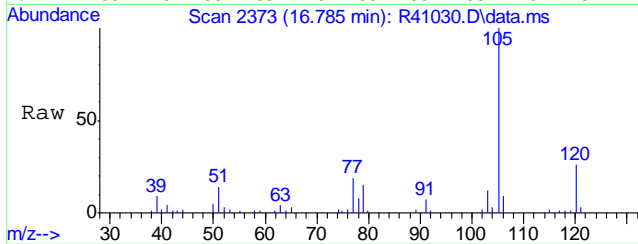
#74  
Xylene, o  
Concen: 0.12 ug/L  
RT: 16.359 min Scan# 2295  
Delta R.T. -0.005 min  
Lab File: R41030.D  
Acq: 12 Jul 2016 5:49 pm

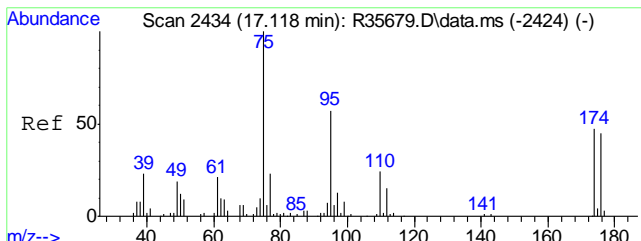
Tgt Ion:106 Resp: 49491  
Ion Ratio Lower Upper  
106 100  
91 260.7 192.9 232.9#



#79  
Isopropylbenzene  
Concen: 1.98 ug/L  
RT: 16.785 min Scan# 2373  
Delta R.T. -0.005 min  
Lab File: R41030.D  
Acq: 12 Jul 2016 5:49 pm

Tgt Ion:105 Resp: 1773272  
Ion Ratio Lower Upper  
105 100  
120 25.9 6.7 46.7

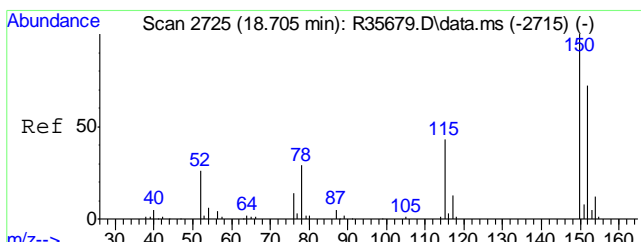
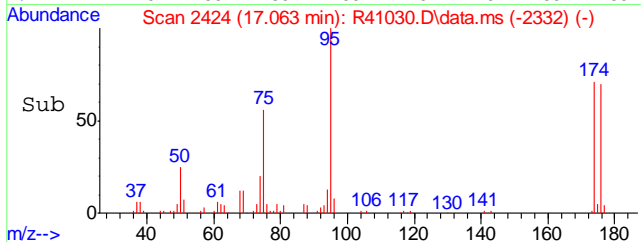
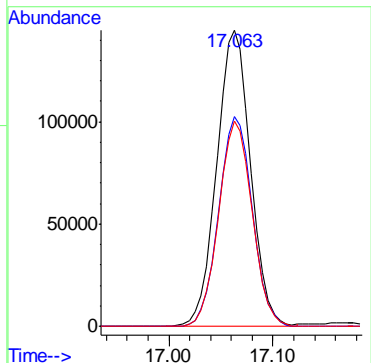
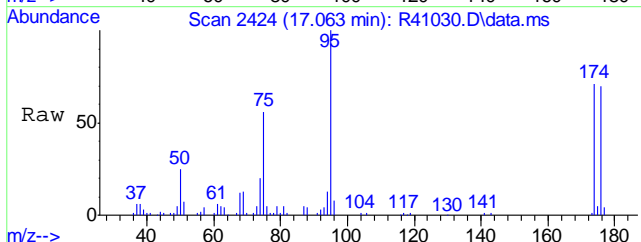




#80  
 4-Bromofluorobenzene  
 Concen: 9.51 ug/L  
 RT: 17.063 min Scan# 2424  
 Delta R.T. -0.000 min  
 Lab File: R41030.D  
 Acq: 12 Jul 2016 5:49 pm

Tgt Ion: 95 Resp: 3298547

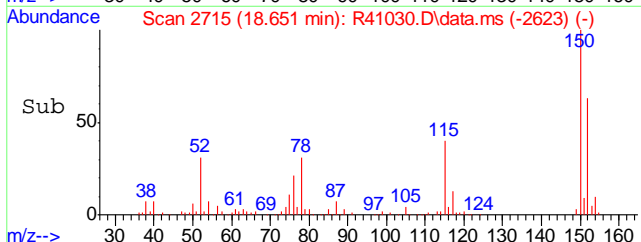
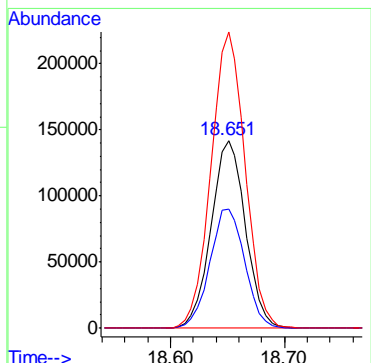
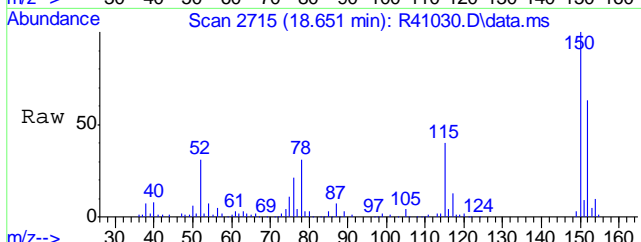
Ion	Ratio	Lower	Upper
95	100		
174	70.1	62.3	102.3
176	68.6	59.8	99.8



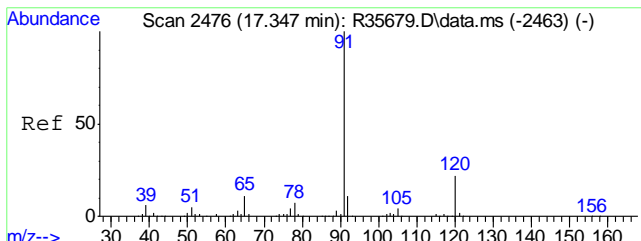
#83  
 1,4-Dichlorobenzene-d4  
 Concen: 10.00 ug/L  
 RT: 18.651 min Scan# 2715  
 Delta R.T. -0.000 min  
 Lab File: R41030.D  
 Acq: 12 Jul 2016 5:49 pm

Tgt Ion: 152 Resp: 2974626

Ion	Ratio	Lower	Upper
152	100		
115	64.6	38.2	78.2
150	156.8	172.3	212.3#

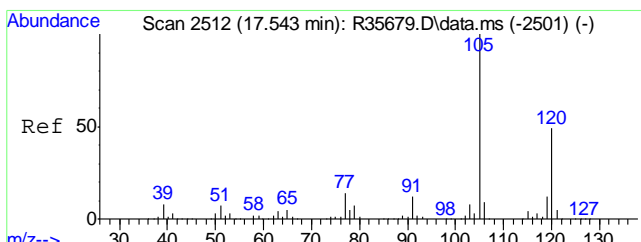
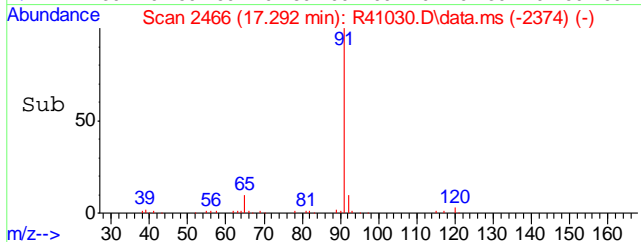
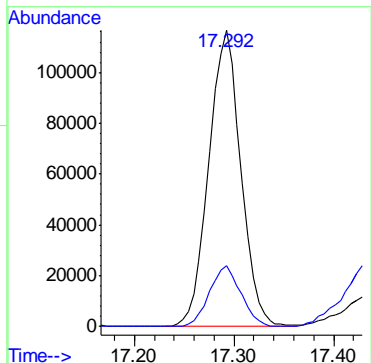
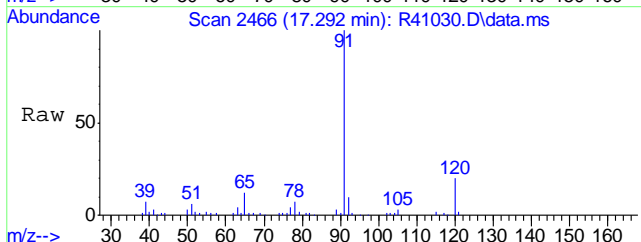






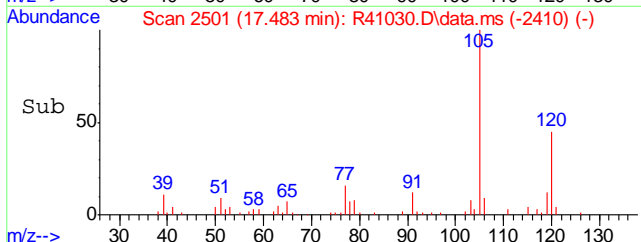
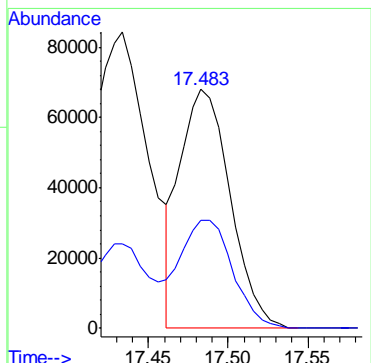
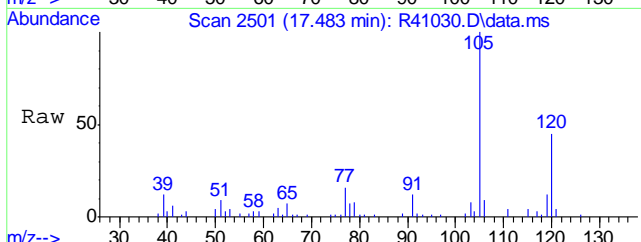
#85  
 n-Propylbenzene  
 Concen: 2.55 ug/L  
 RT: 17.292 min Scan# 2466  
 Delta R.T. -0.000 min  
 Lab File: R41030.D  
 Acq: 12 Jul 2016 5:49 pm

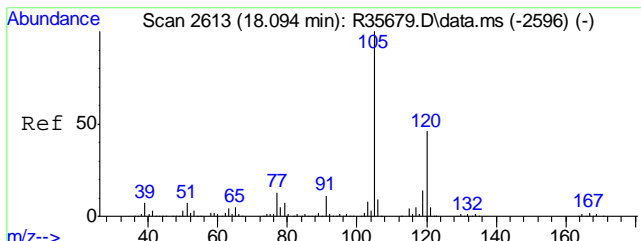
Tgt Ion	Resp	Lower	Upper
91	2598480	100	
120	19.8	2.2	42.2



#87  
 1,3,5-Trimethylbenzene  
 Concen: 2.03 ug/L  
 RT: 17.483 min Scan# 2501  
 Delta R.T. -0.006 min  
 Lab File: R41030.D  
 Acq: 12 Jul 2016 5:49 pm

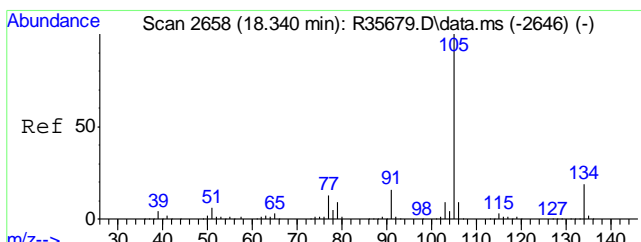
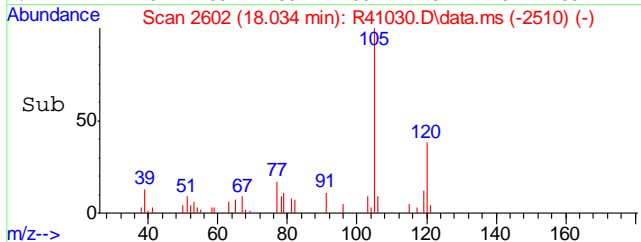
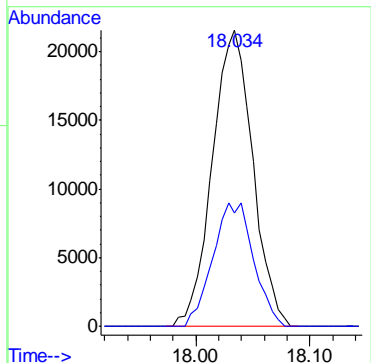
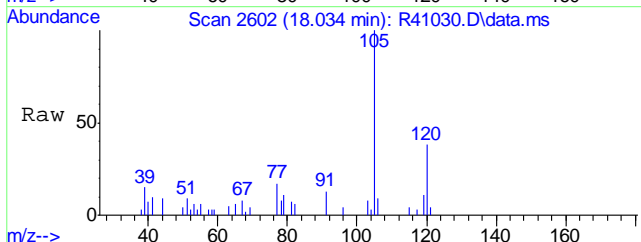
Tgt Ion	Resp	Lower	Upper
105	1486373	100	
120	49.1	29.6	69.6





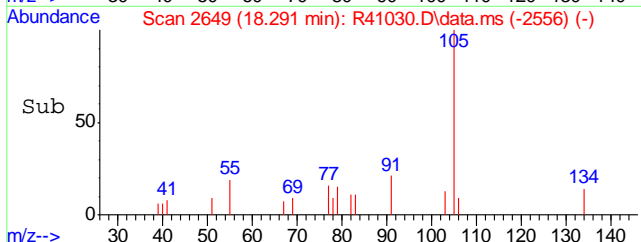
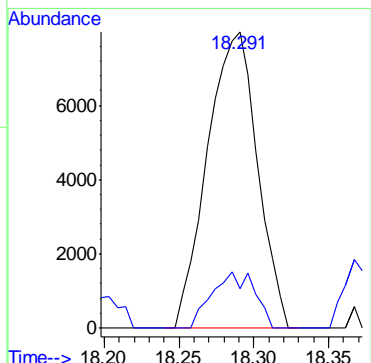
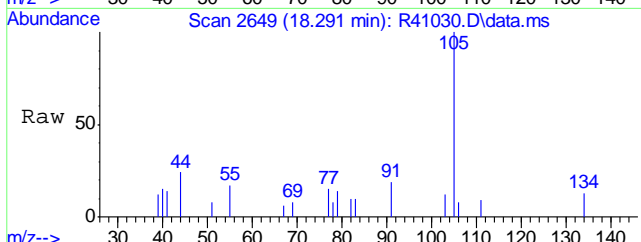
#92  
 1,2,4-Trimethylbenzene  
 Concen: 0.66 ug/L  
 RT: 18.034 min Scan# 2602  
 Delta R.T. -0.000 min  
 Lab File: R41030.D  
 Acq: 12 Jul 2016 5:49 pm

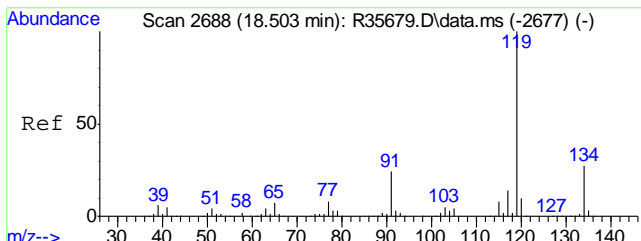
Tgt Ion	Resp	Lower	Upper
105	533543	100	
120	42.0	33.5	73.5



#93  
 sec-Butylbenzene  
 Concen: 0.22 ug/L  
 RT: 18.291 min Scan# 2649  
 Delta R.T. 0.006 min  
 Lab File: R41030.D  
 Acq: 12 Jul 2016 5:49 pm

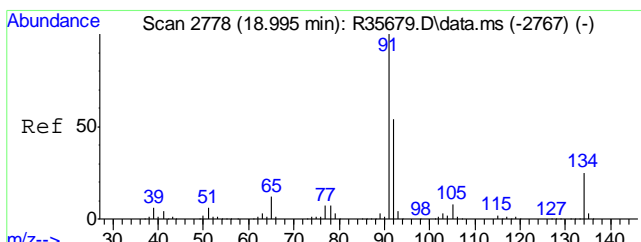
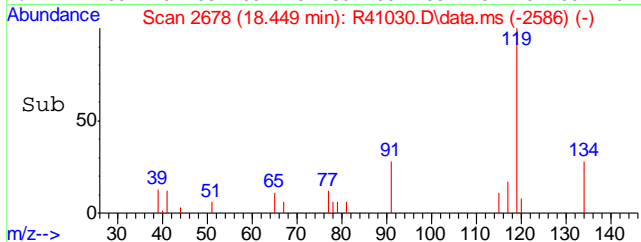
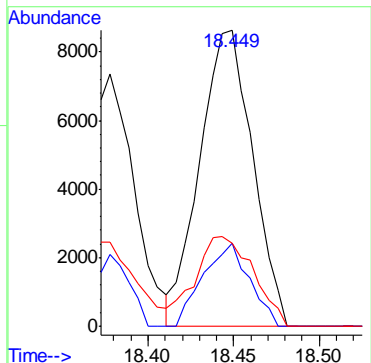
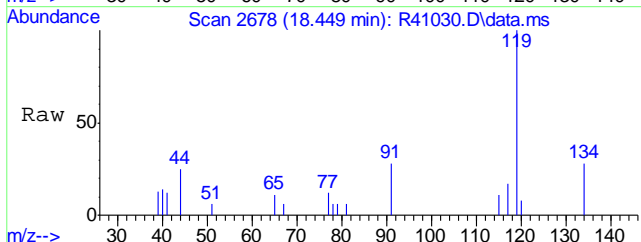
Tgt Ion	Resp	Lower	Upper
105	185844	100	
134	15.9	0.0	39.4





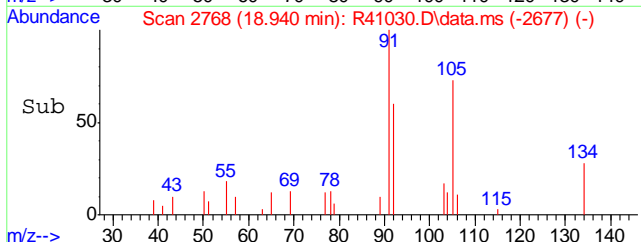
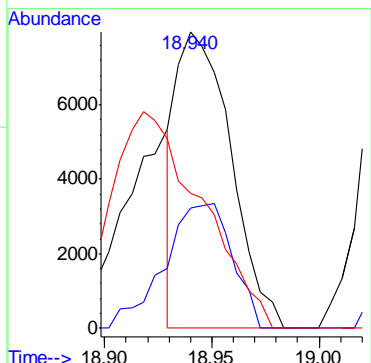
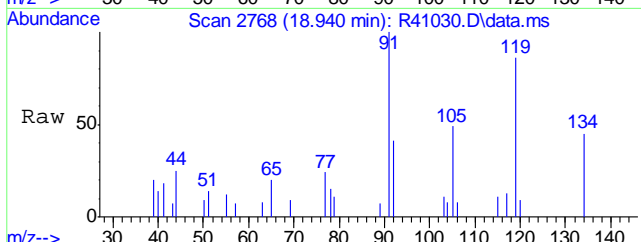
#94  
 p-Isopropyltoluene  
 Concen: 0.25 ug/L  
 RT: 18.449 min Scan# 2678  
 Delta R.T. -0.000 min  
 Lab File: R41030.D  
 Acq: 12 Jul 2016 5:49 pm

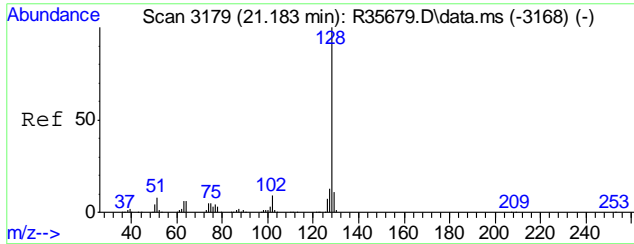
Tgt Ion	Resp	Lower	Upper
119	186266		
134	24.6	6.3	46.3
91	33.6	4.4	44.4



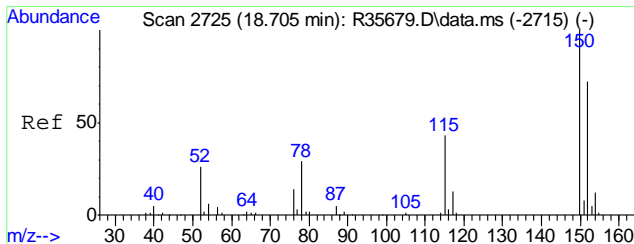
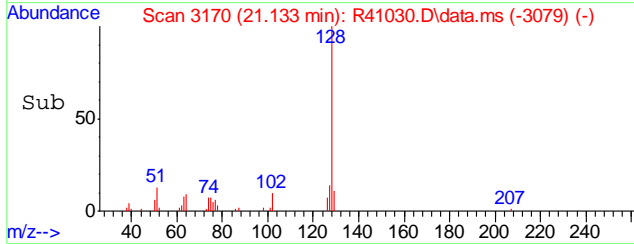
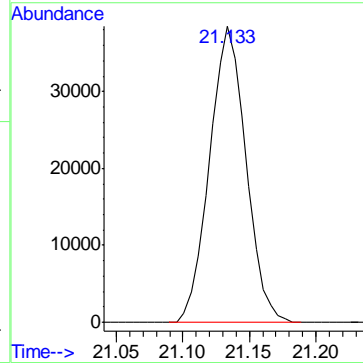
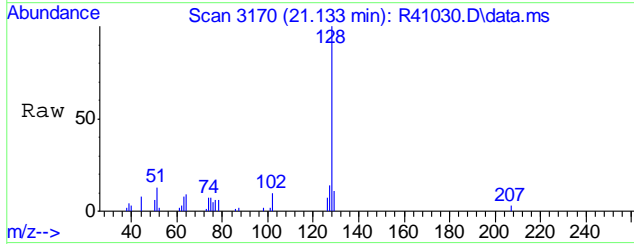
#97  
 n-Butylbenzene  
 Concen: 0.19 ug/L m  
 RT: 18.940 min Scan# 2768  
 Delta R.T. -0.005 min  
 Lab File: R41030.D  
 Acq: 12 Jul 2016 5:49 pm

Tgt Ion	Resp	Lower	Upper
91	140246		
92	52.5	33.5	73.5
134	121.6	4.9	44.9#





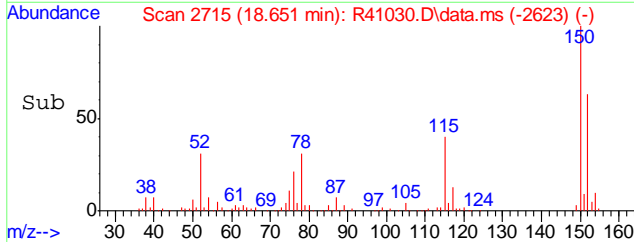
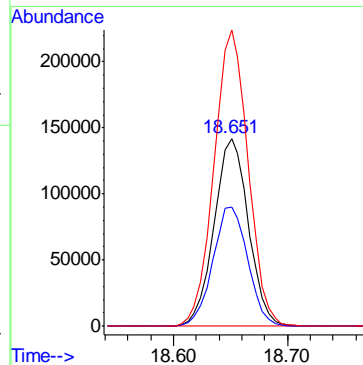
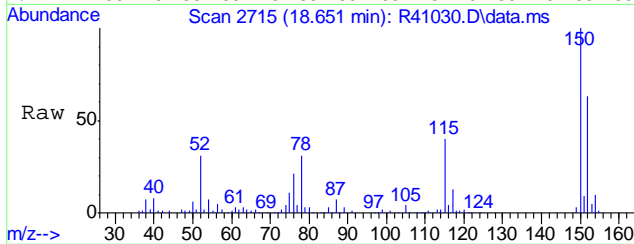
#102  
Naphthalene  
Concen: 0.77 ug/L  
RT: 21.133 min Scan# 3170  
Delta R.T. -0.005 min  
Lab File: R41030.D  
Acq: 12 Jul 2016 5:49 pm  
Tgt Ion:128 Resp: 734720

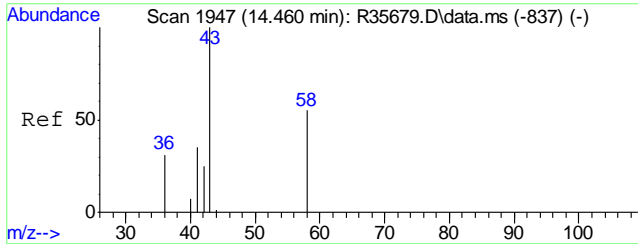


#104  
1,4-Dichlorobenzene-d4A  
Concen: 10.00 ug/L  
RT: 18.651 min Scan# 2715  
Delta R.T. -0.000 min  
Lab File: R41030.D  
Acq: 12 Jul 2016 5:49 pm

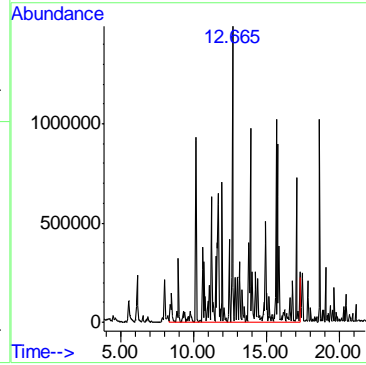
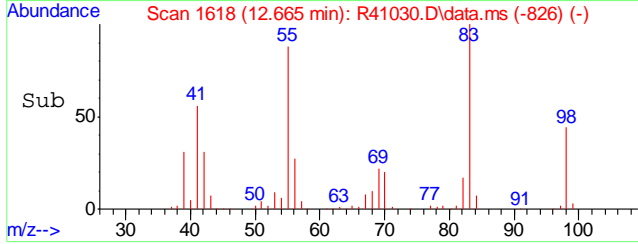
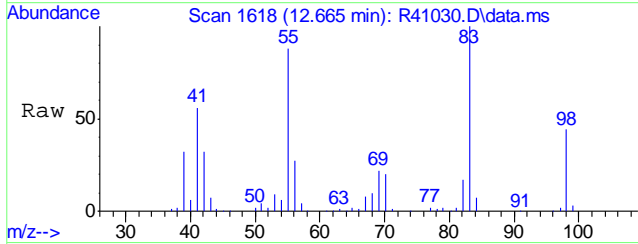
Tgt Ion:152 Resp: 2974626

Ion	Ratio	Lower	Upper
152	100		
115	64.6	38.2	78.2
150	156.8	172.3	212.3#





#105  
TPH-GRO (C6-C10)  
Concen: 571.26 ug/L m  
RT: 12.665 min Scan# 1618  
Delta R.T. -1.239 min  
Lab File: R41030.D  
Acq: 12 Jul 2016 5:49 pm  
Tgt Ion:TIC Resp:512630742



6.12  
6

## Quantitation Report (QT Reviewed)

Data Path : C:\msdchem\1\DATA\160712\  
 Data File : R41031.D  
 Acq On : 12 Jul 2016 6:16 pm  
 Operator : christv  
 Sample : C46436-2  
 Misc : MS1899,VR1581,0.5,,,,,100  
 ALS Vial : 16 Sample Multiplier: 1

Quant Time: Jul 13 09:38:17 2016  
 Quant Method : C:\msdchem\1\METHODS\VR1570\_160623.M  
 Quant Title : EPA -8260B  
 QLast Update : Fri Jun 24 15:14:02 2016  
 Response via : Initial Calibration

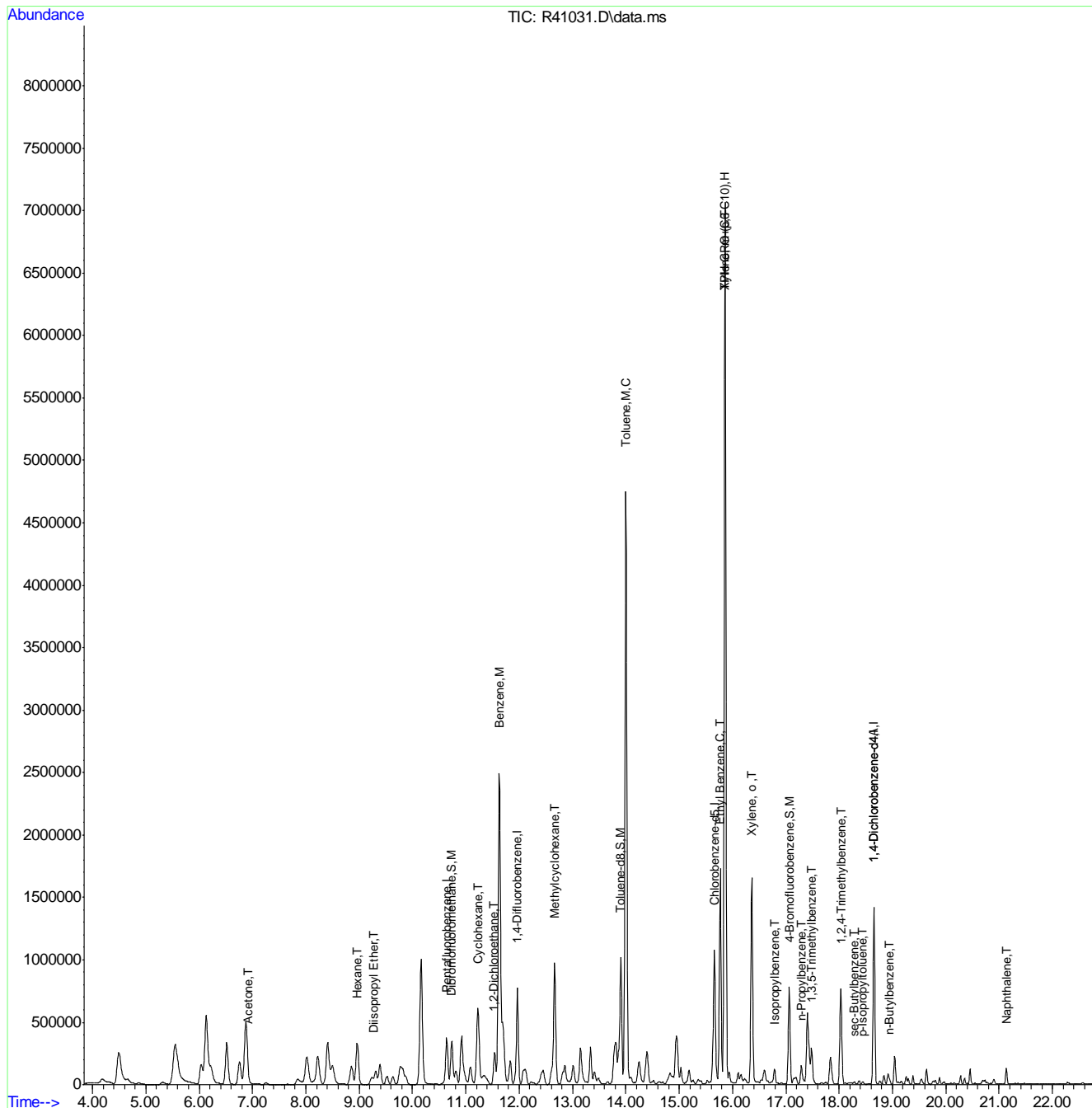
Compound	R.T.	QIon	Response	Conc	Units	Dev(Min)
Internal Standards						
1) Pentafluorobenzene	10.641	168	3249753	10.00	ug/L	0.00
44) 1,4-Difluorobenzene	11.967	114	6713597	10.00	ug/L	0.00
59) Chlorobenzene-d5	15.661	117	6470885	10.00	ug/L	0.00
83) 1,4-Dichlorobenzene-d4	18.651	152	3230215	10.00	ug/L	# 0.00
104) 1,4-Dichlorobenzene-d4A	18.651	152	3230215	10.00	ug/L	# 0.00
System Monitoring Compounds						
40) Dibromofluoromethane	10.734	111	2634274	11.44	ug/L	0.00
Spiked Amount	10.000	Range	70 - 130	Recovery	=	114.40%
60) Toluene-d8	13.904	98	7940160	10.15	ug/L	0.00
Spiked Amount	10.000	Range	70 - 130	Recovery	=	101.50%
80) 4-Bromofluorobenzene	17.063	95	3547501	9.66	ug/L	0.00
Spiked Amount	10.000	Range	70 - 130	Recovery	=	96.60%
Target Compounds						
						Qvalue
11) Acetone	6.920	58	59966m	2.35	ug/L	
25) Hexane	8.966	57	2699153	15.86	ug/L	93
26) Diisopropyl Ether	9.277	45	108664	0.13	ug/L	# 63
42) Cyclohexane	11.225	56	4716454	20.91	ug/L	89
47) 1,2-Dichloroethane	11.530	62	261350	0.60	ug/L	97
48) Benzene	11.628	78	26334752	28.17	ug/L	100
52) Methylcyclohexane	12.665	55	4882038	20.77	ug/L	89
61) Toluene	14.002	92	23719578	41.58	ug/L	98
72) Ethyl Benzene	15.770	91	14871942	13.93	ug/L	97
73) Xylene, m+p	15.863	106	23011145	56.14	ug/L	92
74) Xylene, o	16.365	106	5061195	11.81	ug/L	88
79) Isopropylbenzene	16.790	105	1044398	1.10	ug/L	97
85) n-Propylbenzene	17.292	91	1576933	1.42	ug/L	95
87) 1,3,5-Trimethylbenzene	17.483	105	1902935	2.39	ug/L	98
92) 1,2,4-Trimethylbenzene	18.034	105	6225753	7.13	ug/L	86
93) sec-Butylbenzene	18.285	105	119895	0.13	ug/L	84
94) p-Isopropyltoluene	18.444	119	153724	0.19	ug/L	87
97) n-Butylbenzene	18.945	91	143824m	0.18	ug/L	
102) Naphthalene	21.133	128	1073443	1.04	ug/L	100
105) TPH-GRO (C6-C10)	15.863	TIC	878527002m	966.78	ug/L	

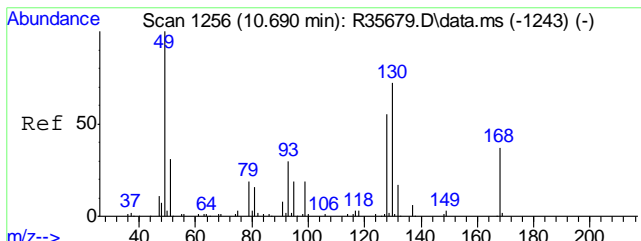
(#) = qualifier out of range (m) = manual integration (+) = signals summed

Quantitation Report (QT Reviewed)

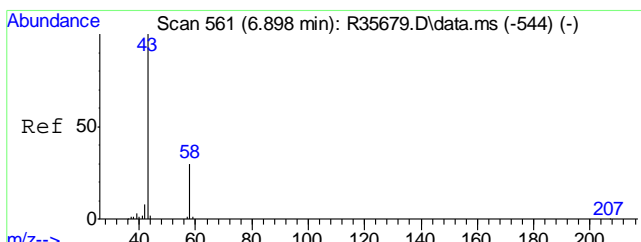
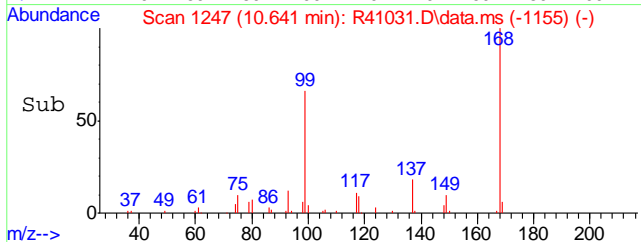
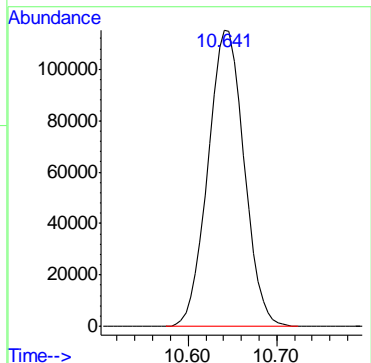
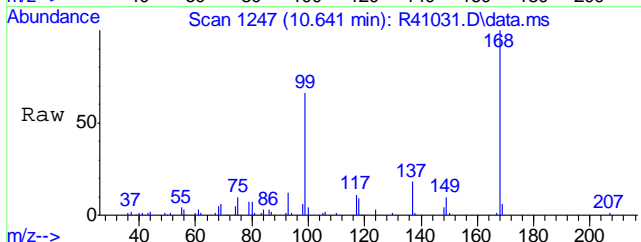
Data Path : C:\msdchem\1\DATA\160712\  
 Data File : R41031.D  
 Acq On : 12 Jul 2016 6:16 pm  
 Operator : christv  
 Sample : C46436-2  
 Misc : MS1899,VR1581,0.5,,,100  
 ALS Vial : 16 Sample Multiplier: 1

Quant Time: Jul 13 09:38:17 2016  
 Quant Method : C:\msdchem\1\METHODS\VR1570\_160623.M  
 Quant Title : EPA -8260B  
 QLast Update : Fri Jun 24 15:14:02 2016  
 Response via : Initial Calibration

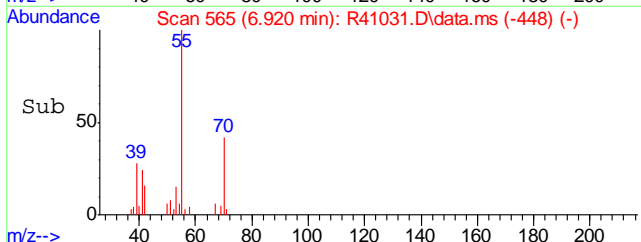
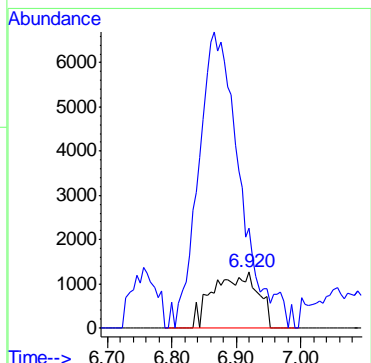
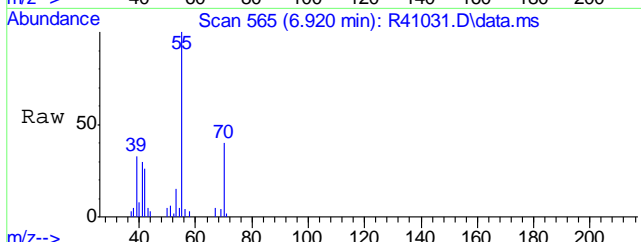




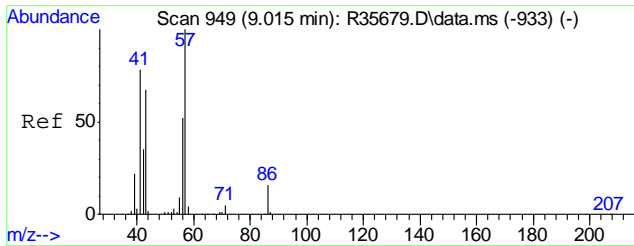
#1  
 Pentafluorobenzene  
 Concen: 10.00 ug/L  
 RT: 10.641 min Scan# 1247  
 Delta R.T. -0.000 min  
 Lab File: R41031.D  
 Acq: 12 Jul 2016 6:16 pm  
 Tgt Ion:168 Resp: 3249753



#11  
 Acetone  
 Concen: 2.35 ug/L m  
 RT: 6.920 min Scan# 565  
 Delta R.T. 0.088 min  
 Lab File: R41031.D  
 Acq: 12 Jul 2016 6:16 pm  
 Tgt Ion: 58 Resp: 59966  
 Ion Ratio Lower Upper  
 58 100  
 43 502.7 343.4 383.4#

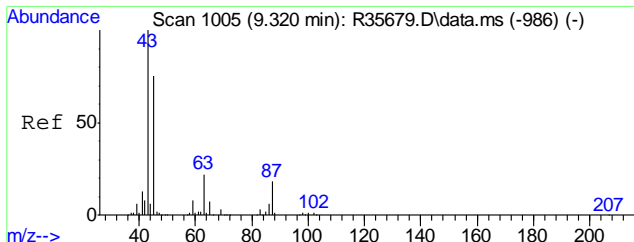
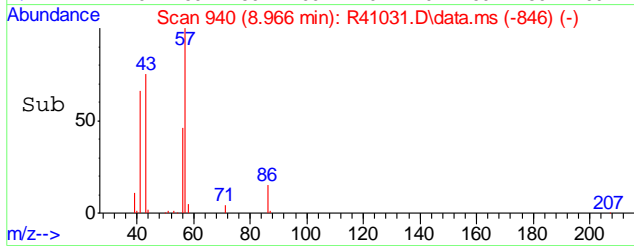
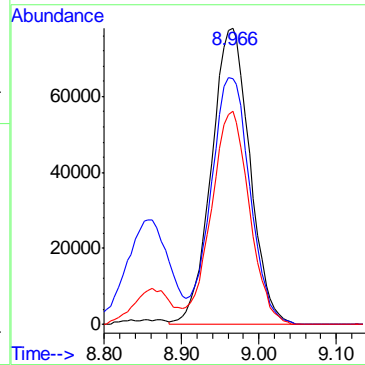
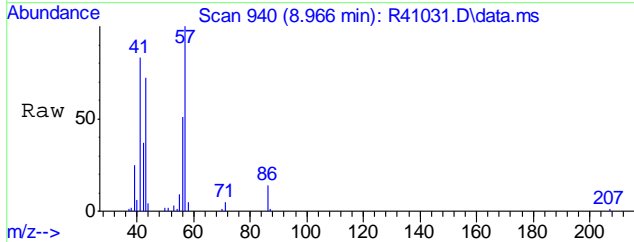






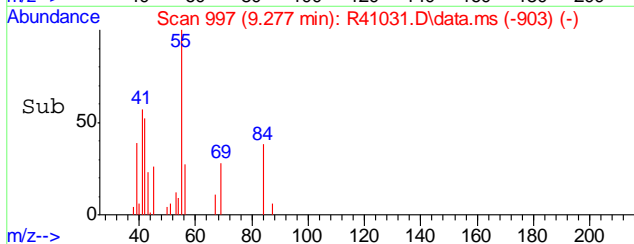
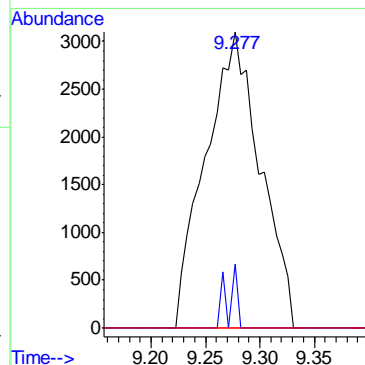
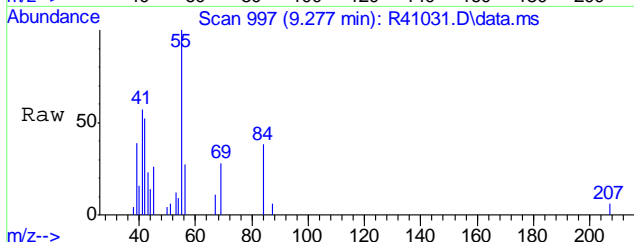
#25  
Hexane  
Concen: 15.86 ug/L  
RT: 8.966 min Scan# 940  
Delta R.T. 0.011 min  
Lab File: R41031.D  
Acq: 12 Jul 2016 6:16 pm

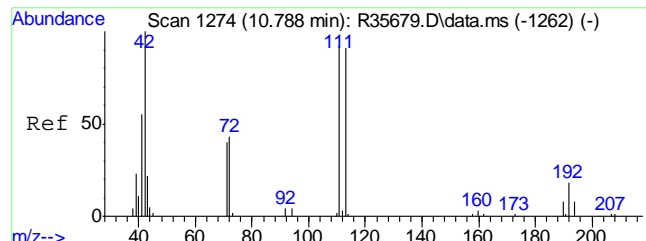
Tgt Ion	Resp	Lower	Upper
57	2699153		
41	84.5	61.8	92.6
43	71.5	53.3	79.9



#26  
Diisopropyl Ether  
Concen: 0.13 ug/L  
RT: 9.277 min Scan# 997  
Delta R.T. 0.011 min  
Lab File: R41031.D  
Acq: 12 Jul 2016 6:16 pm

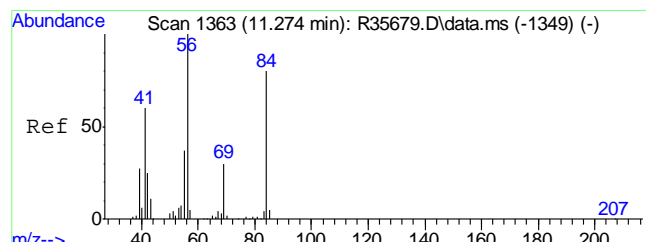
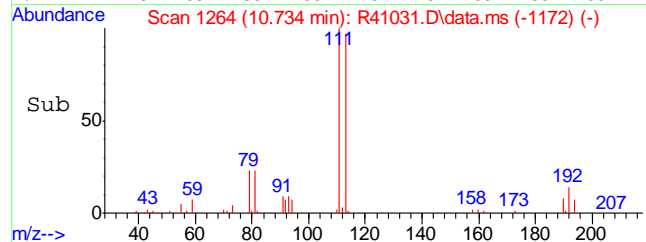
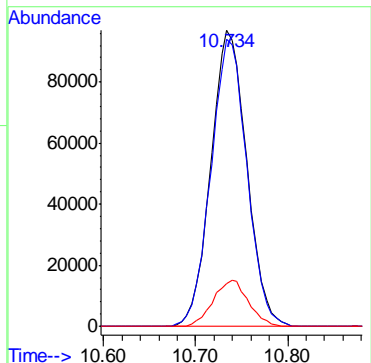
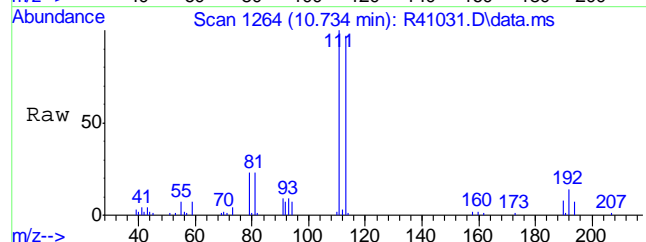
Tgt Ion	Resp	Lower	Upper
45	108664		
87	3.8	4.3	44.3#
59	0.0	0.0	30.9





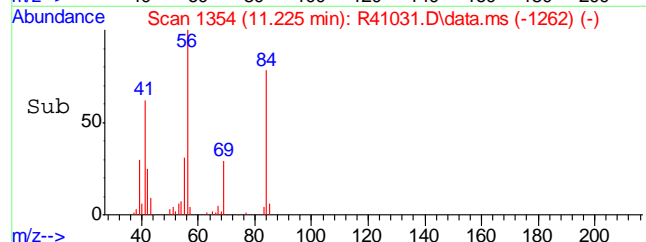
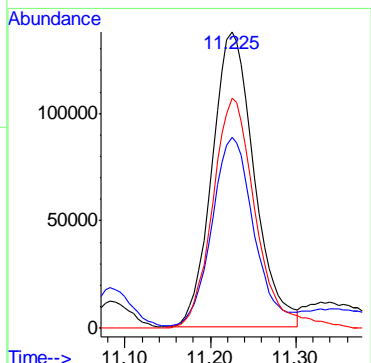
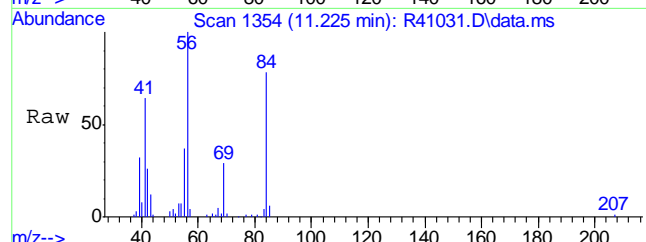
#40  
 Dibromofluoromethane  
 Concen: 11.44 ug/L  
 RT: 10.734 min Scan# 1264  
 Delta R.T. 0.000 min  
 Lab File: R41031.D  
 Acq: 12 Jul 2016 6:16 pm

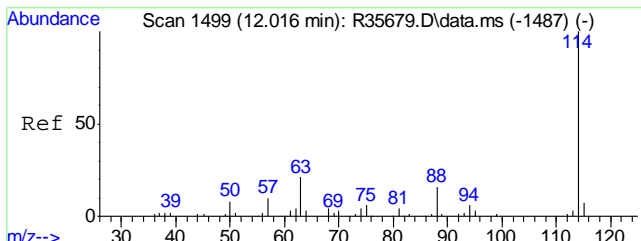
Tgt Ion	Resp	Lower	Upper
111	2634274		
113	97.2	76.9	116.9
192	15.2	0.0	37.8



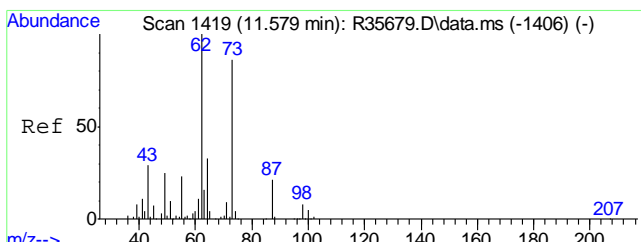
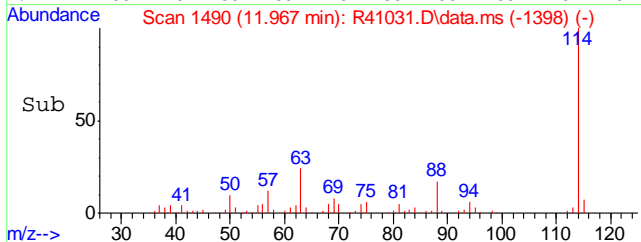
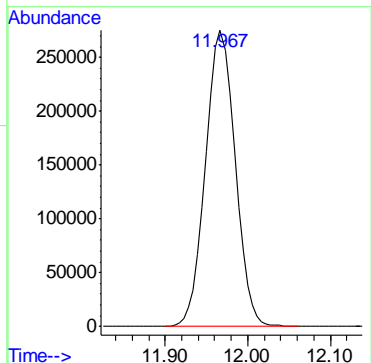
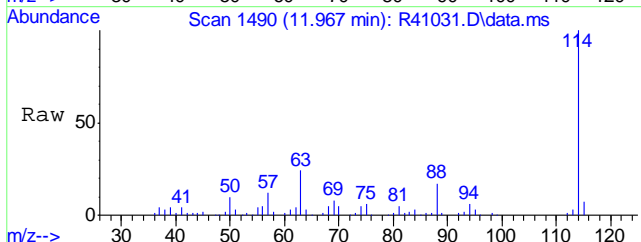
#42  
 Cyclohexane  
 Concen: 20.91 ug/L  
 RT: 11.225 min Scan# 1354  
 Delta R.T. 0.000 min  
 Lab File: R41031.D  
 Acq: 12 Jul 2016 6:16 pm

Tgt Ion	Resp	Lower	Upper
56	4716454		
41	76.8	40.5	80.5
84	79.4	63.0	103.0



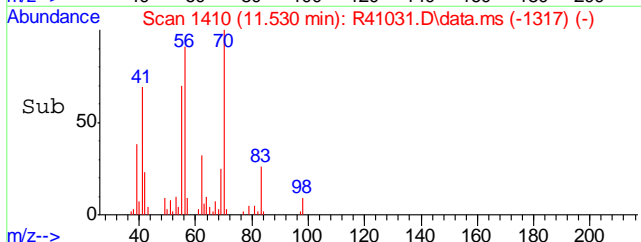
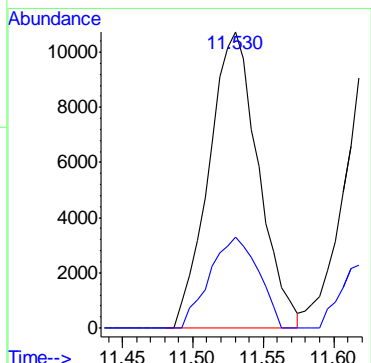
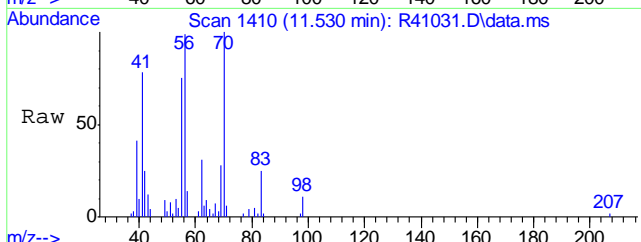


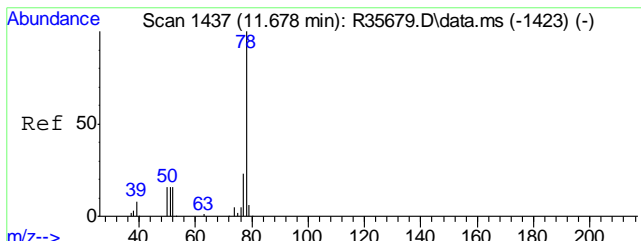
#44  
 1,4-Difluorobenzene  
 Concen: 10.00 ug/L  
 RT: 11.967 min Scan# 1490  
 Delta R.T. 0.000 min  
 Lab File: R41031.D  
 Acq: 12 Jul 2016 6:16 pm  
 Tgt Ion:114 Resp: 6713597



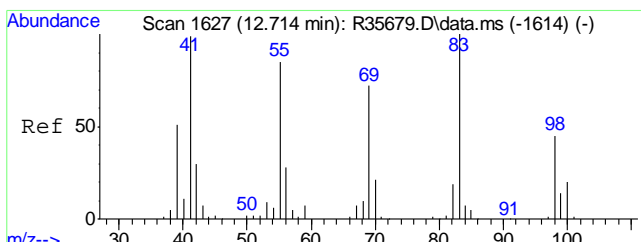
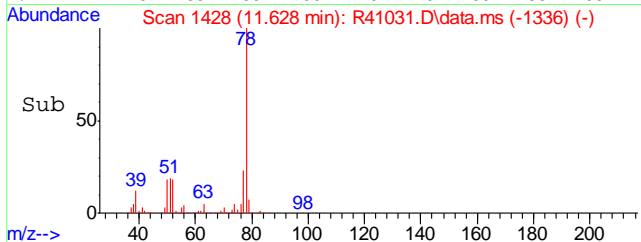
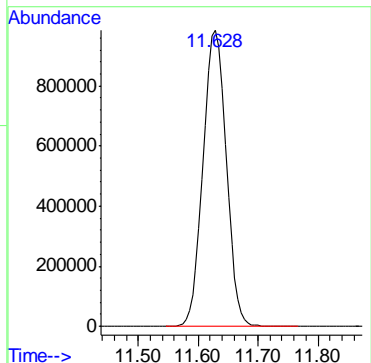
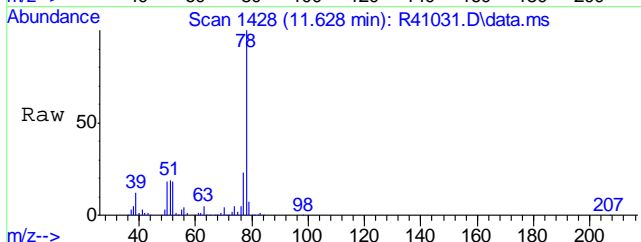
#47  
 1,2-Dichloroethane  
 Concen: 0.60 ug/L  
 RT: 11.530 min Scan# 1410  
 Delta R.T. 0.006 min  
 Lab File: R41031.D  
 Acq: 12 Jul 2016 6:16 pm  
 Tgt Ion: 62 Resp: 261350  

Ion	Ratio	Lower	Upper
62	100		
64	30.3	12.2	52.2



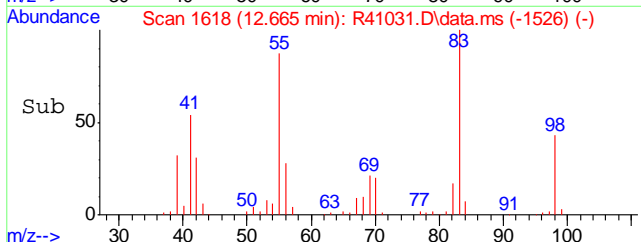
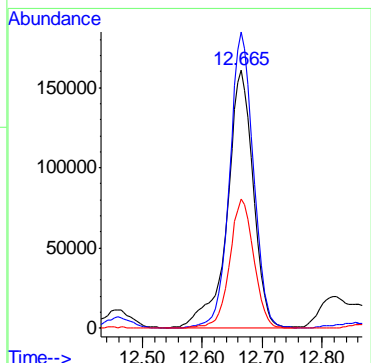
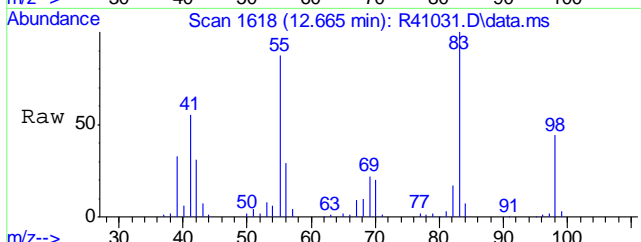


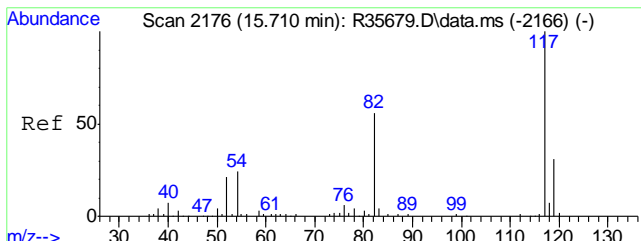
#48  
Benzene  
Concen: 28.17 ug/L  
RT: 11.628 min Scan# 1428  
Delta R.T. 0.000 min  
Lab File: R41031.D  
Acq: 12 Jul 2016 6:16 pm  
Tgt Ion: 78 Resp:26334752



#52  
Methylcyclohexane  
Concen: 20.77 ug/L  
RT: 12.665 min Scan# 1618  
Delta R.T. 0.000 min  
Lab File: R41031.D  
Acq: 12 Jul 2016 6:16 pm  
Tgt Ion: 55 Resp: 4882038

Ion	Ratio	Lower	Upper
55	100		
83	104.5	96.6	136.6
98	46.2	32.9	72.9

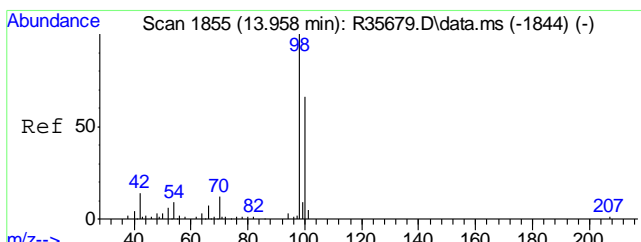
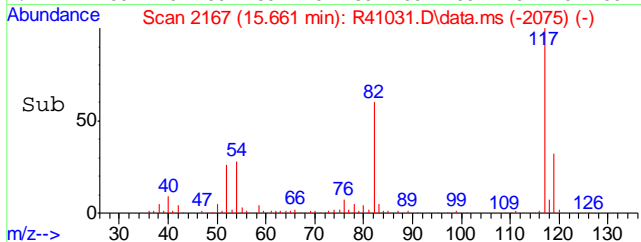
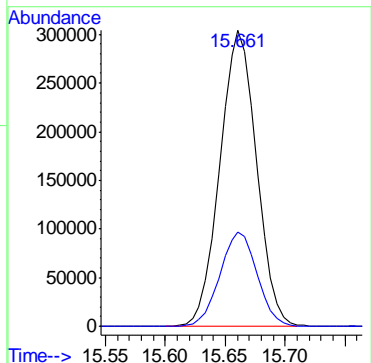
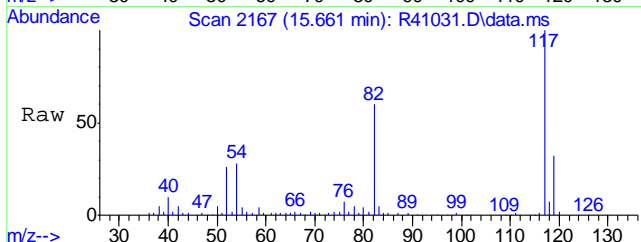




#59  
Chlorobenzene-d5  
Concen: 10.00 ug/L  
RT: 15.661 min Scan# 2167  
Delta R.T. 0.000 min  
Lab File: R41031.D  
Acq: 12 Jul 2016 6:16 pm

Tgt Ion: 117 Resp: 6470885

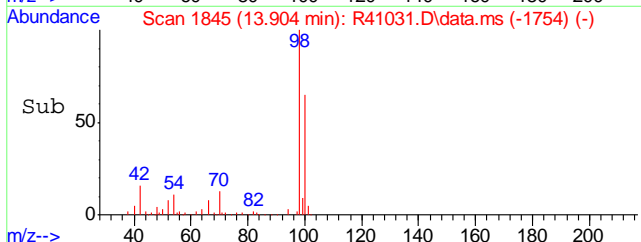
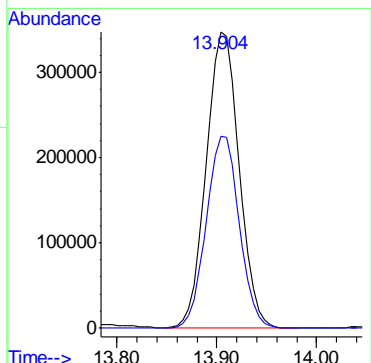
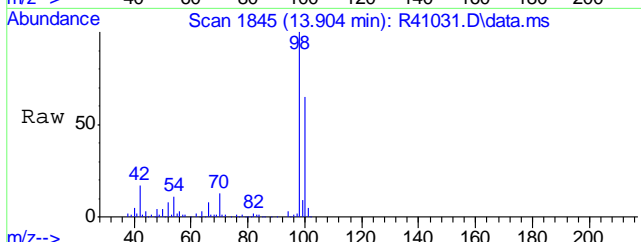
Ion	Ratio	Lower	Upper
117	100		
119	32.1	12.5	52.5

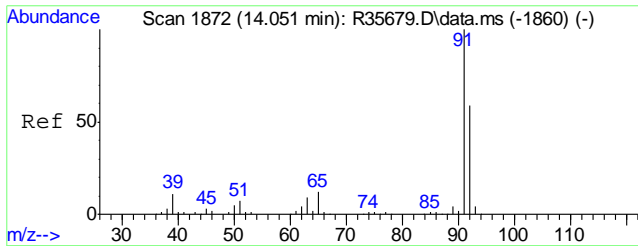


#60  
Toluene-d8  
Concen: 10.15 ug/L  
RT: 13.904 min Scan# 1845  
Delta R.T. -0.005 min  
Lab File: R41031.D  
Acq: 12 Jul 2016 6:16 pm

Tgt Ion: 98 Resp: 7940160

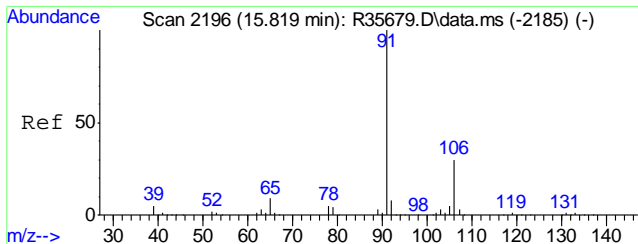
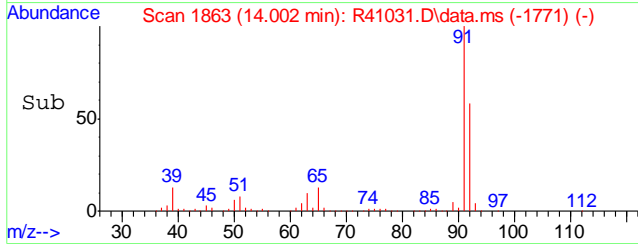
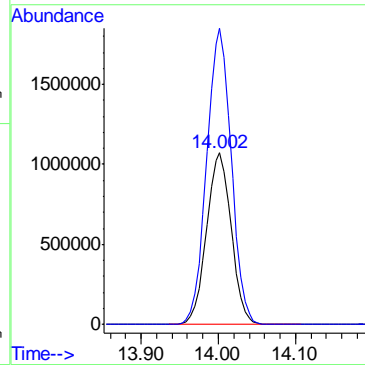
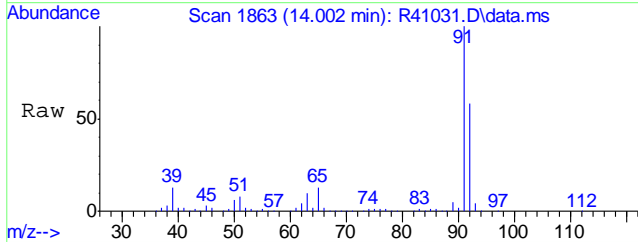
Ion	Ratio	Lower	Upper
98	100		
100	64.9	45.8	85.8





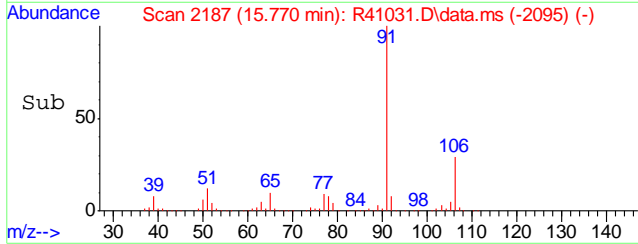
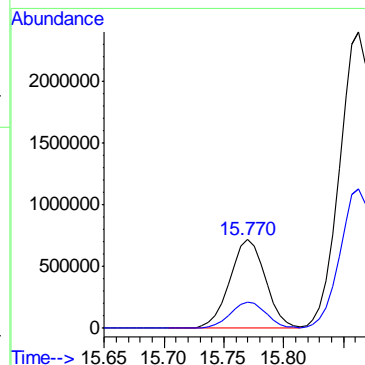
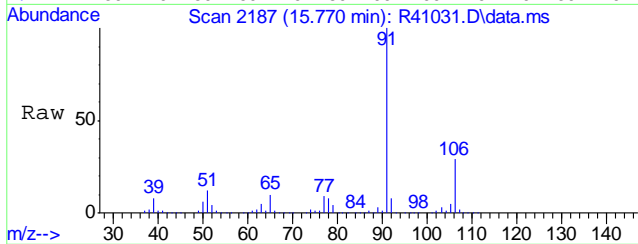
#61  
 Toluene  
 Concen: 41.58 ug/L  
 RT: 14.002 min Scan# 1863  
 Delta R.T. 0.000 min  
 Lab File: R41031.D  
 Acq: 12 Jul 2016 6:16 pm

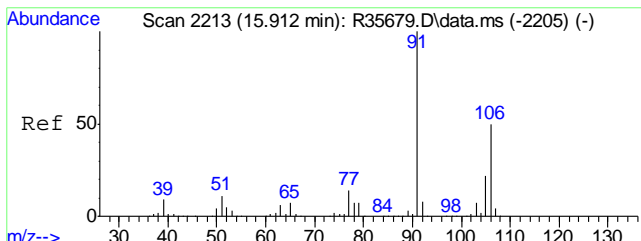
Tgt Ion: 92 Resp:23719578  
 Ion Ratio Lower Upper  
 92 100  
 91 172.8 150.4 190.4



#72  
 Ethyl Benzene  
 Concen: 13.93 ug/L  
 RT: 15.770 min Scan# 2187  
 Delta R.T. 0.000 min  
 Lab File: R41031.D  
 Acq: 12 Jul 2016 6:16 pm

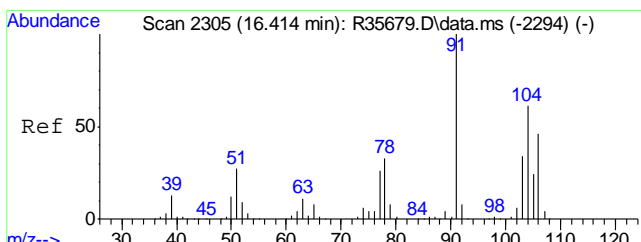
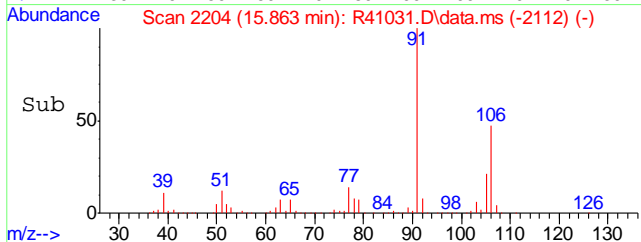
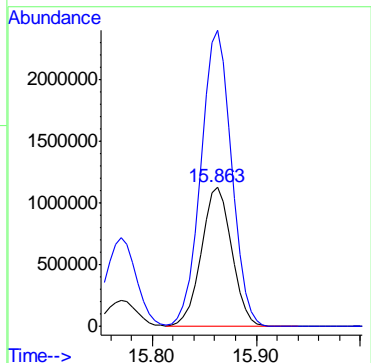
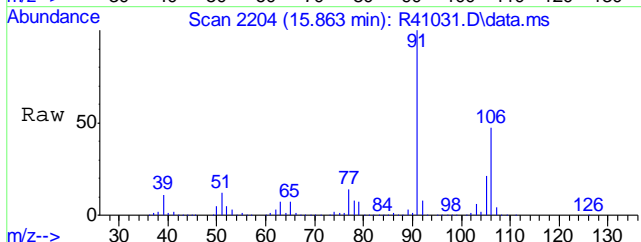
Tgt Ion: 91 Resp:14871942  
 Ion Ratio Lower Upper  
 91 100  
 106 29.5 11.0 51.0





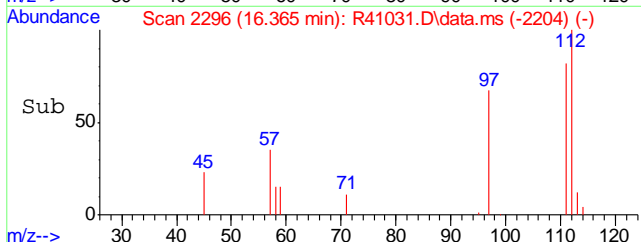
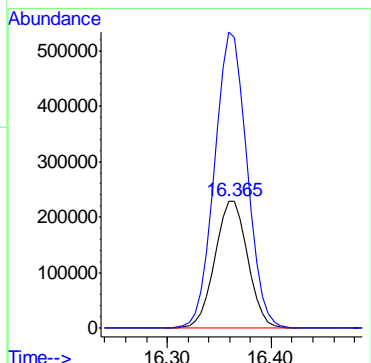
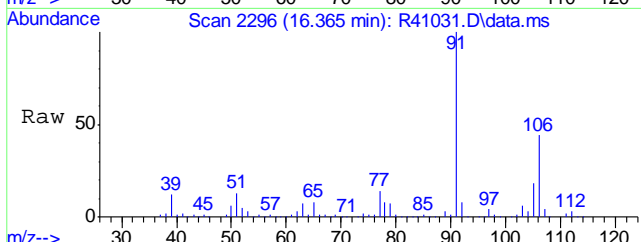
#73  
Xylene, m+p  
Concen: 56.14 ug/L  
RT: 15.863 min Scan# 2204  
Delta R.T. 0.000 min  
Lab File: R41031.D  
Acq: 12 Jul 2016 6:16 pm

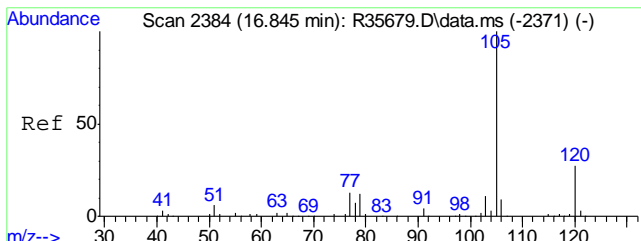
Tgt Ion	Resp	Lower	Upper
106	23011145		
106	100		
91	214.3	182.6	222.6



#74  
Xylene, o  
Concen: 11.81 ug/L  
RT: 16.365 min Scan# 2296  
Delta R.T. 0.000 min  
Lab File: R41031.D  
Acq: 12 Jul 2016 6:16 pm

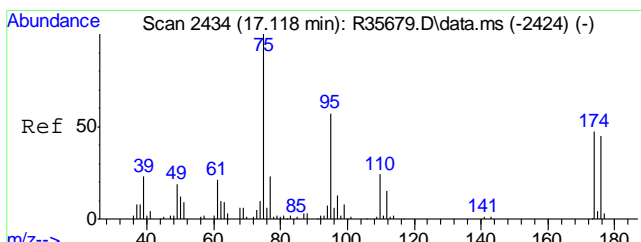
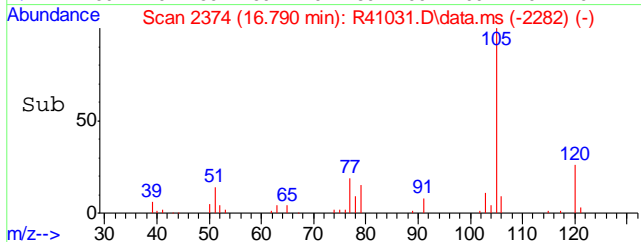
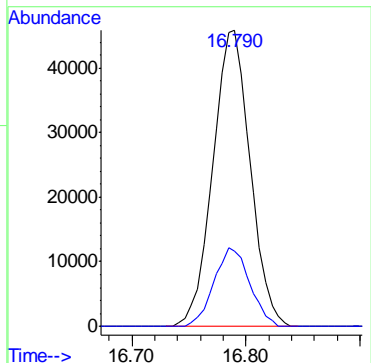
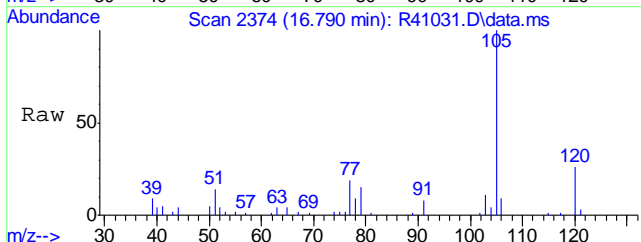
Tgt Ion	Resp	Lower	Upper
106	5061195		
106	100		
91	231.3	192.9	232.9





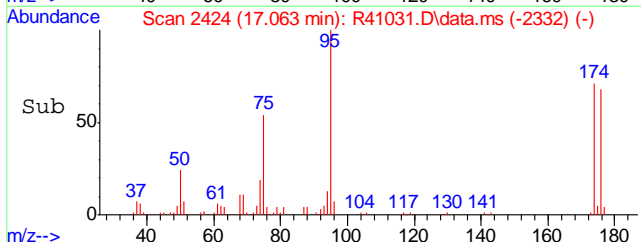
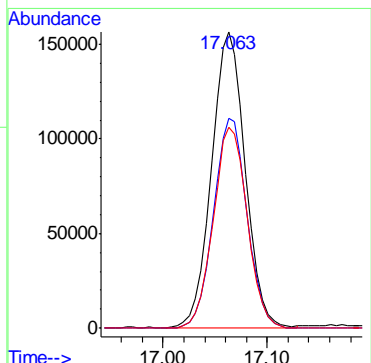
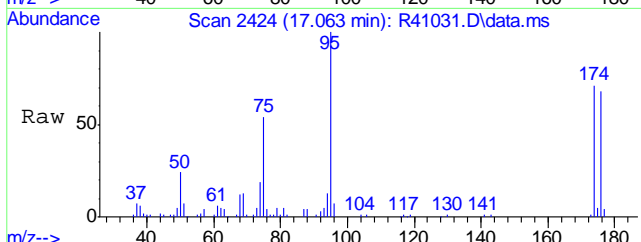
#79  
Isopropylbenzene  
Concen: 1.10 ug/L  
RT: 16.790 min Scan# 2374  
Delta R.T. 0.000 min  
Lab File: R41031.D  
Acq: 12 Jul 2016 6:16 pm

Tgt Ion	Resp	Lower	Upper
105	1044398		
105	100		
120	25.3	6.7	46.7

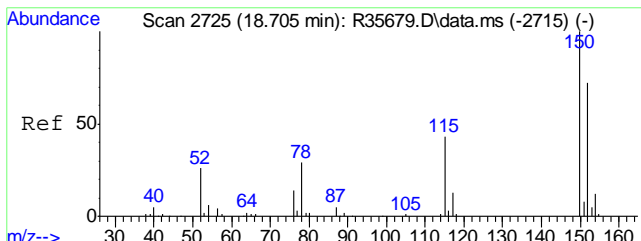


#80  
4-Bromofluorobenzene  
Concen: 9.66 ug/L  
RT: 17.063 min Scan# 2424  
Delta R.T. 0.000 min  
Lab File: R41031.D  
Acq: 12 Jul 2016 6:16 pm

Tgt Ion	Resp	Lower	Upper
95	3547501		
95	100		
174	70.5	62.3	102.3
176	68.3	59.8	99.8

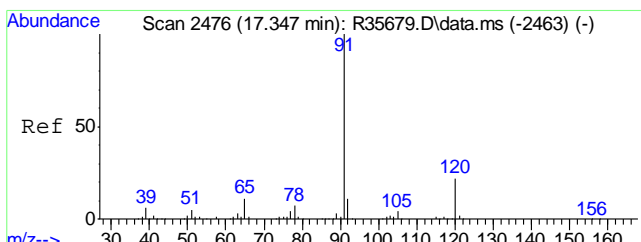
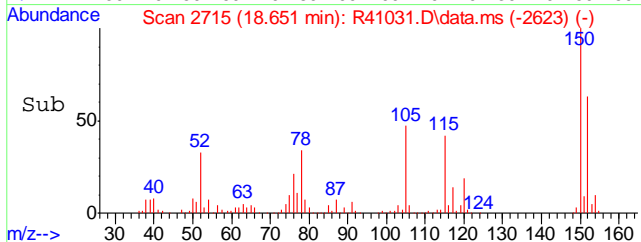
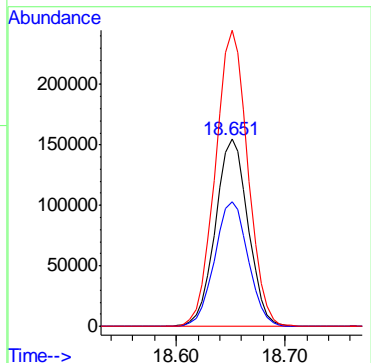
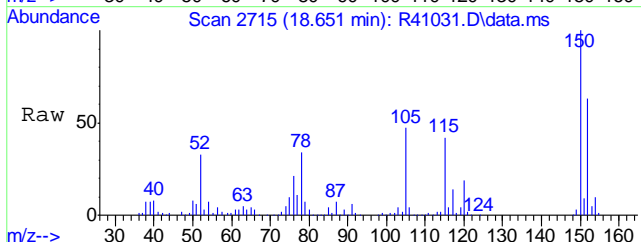






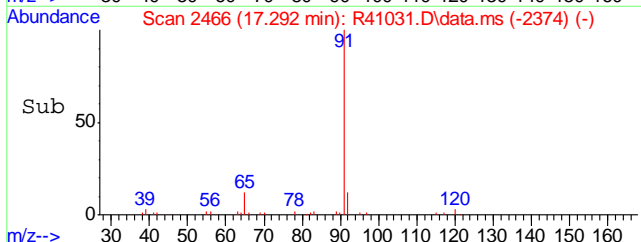
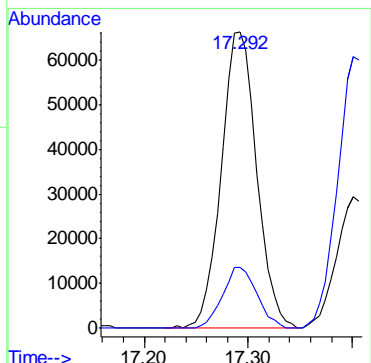
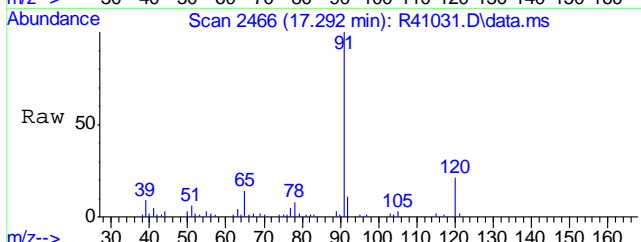
#83  
 1,4-Dichlorobenzene-d4  
 Concen: 10.00 ug/L  
 RT: 18.651 min Scan# 2715  
 Delta R.T. 0.000 min  
 Lab File: R41031.D  
 Acq: 12 Jul 2016 6:16 pm

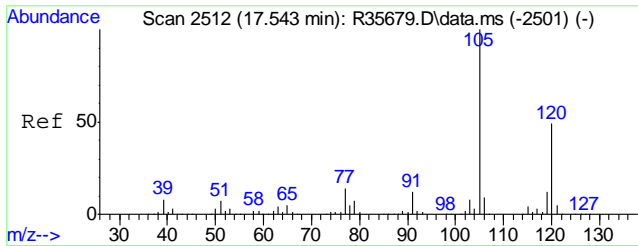
Tgt Ion	Resp	Lower	Upper
152	100		
115	68.2	38.2	78.2
150	157.0	172.3	212.3#



#85  
 n-Propylbenzene  
 Concen: 1.42 ug/L  
 RT: 17.292 min Scan# 2466  
 Delta R.T. 0.000 min  
 Lab File: R41031.D  
 Acq: 12 Jul 2016 6:16 pm

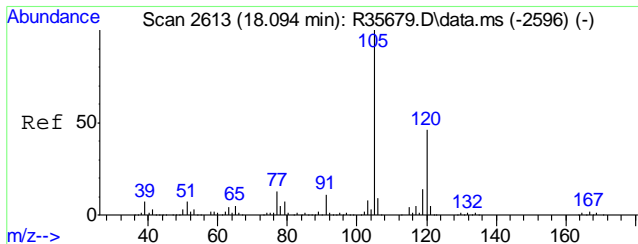
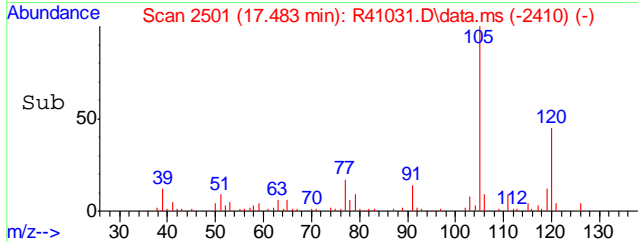
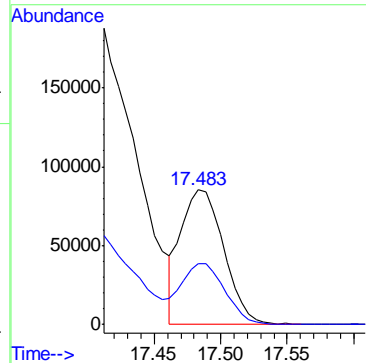
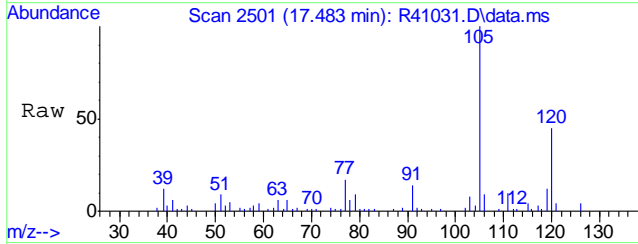
Tgt Ion	Resp	Lower	Upper
91	100		
120	19.9	2.2	42.2





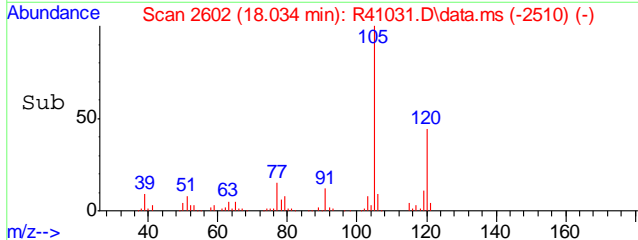
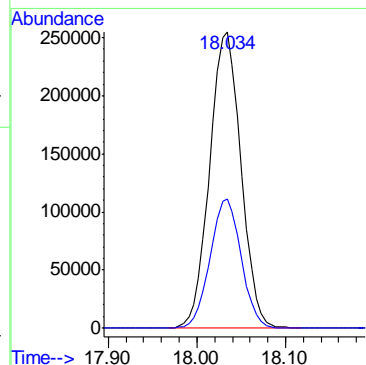
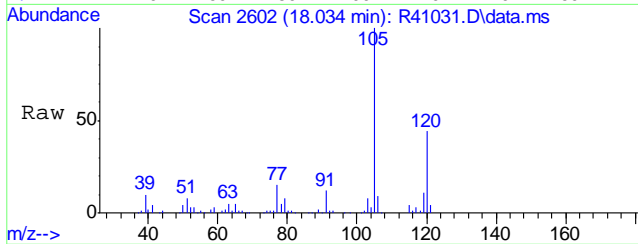
#87  
 1,3,5-Trimethylbenzene  
 Concen: 2.39 ug/L  
 RT: 17.483 min Scan# 2501  
 Delta R.T. -0.006 min  
 Lab File: R41031.D  
 Acq: 12 Jul 2016 6:16 pm

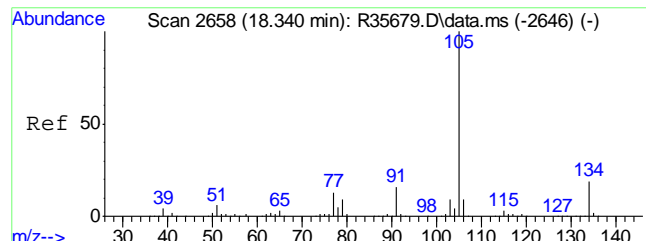
Tgt Ion	Resp	Lower	Upper
105	1902935		
105	100		
120	48.0	29.6	69.6



#92  
 1,2,4-Trimethylbenzene  
 Concen: 7.13 ug/L  
 RT: 18.034 min Scan# 2602  
 Delta R.T. 0.000 min  
 Lab File: R41031.D  
 Acq: 12 Jul 2016 6:16 pm

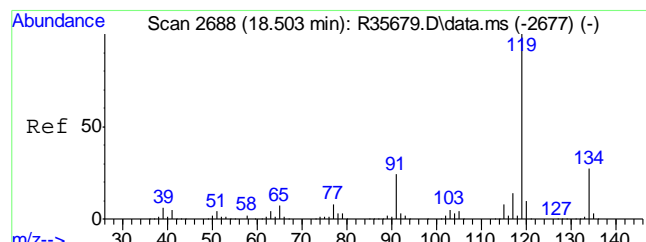
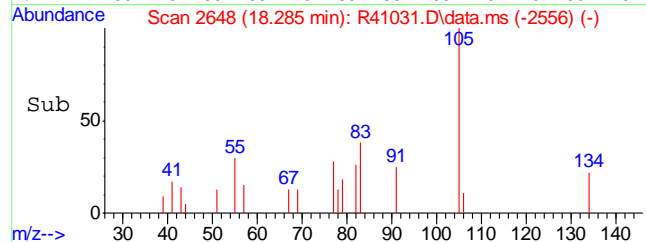
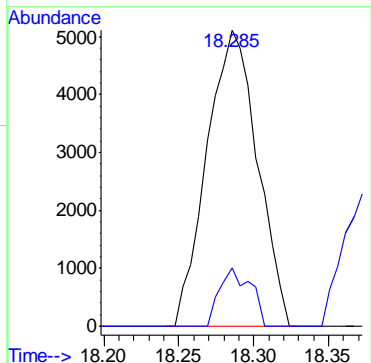
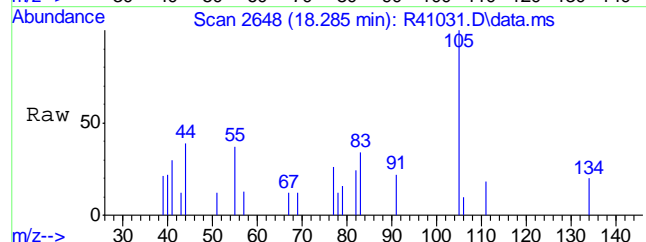
Tgt Ion	Resp	Lower	Upper
105	6225753		
105	100		
120	43.2	33.5	73.5





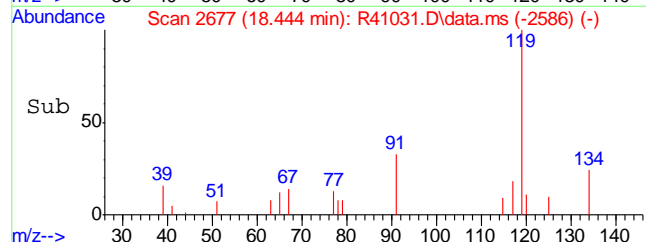
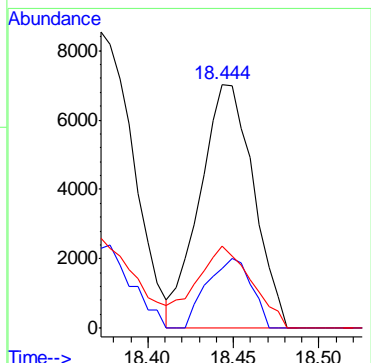
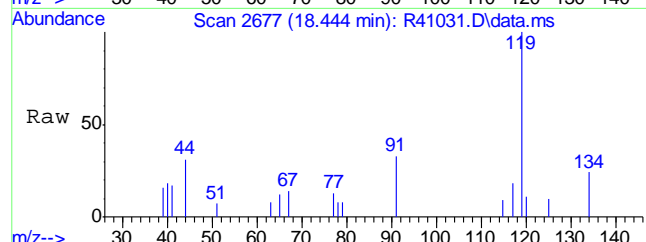
#93  
 sec-Butylbenzene  
 Concen: 0.13 ug/L  
 RT: 18.285 min Scan# 2648  
 Delta R.T. 0.000 min  
 Lab File: R41031.D  
 Acq: 12 Jul 2016 6:16 pm

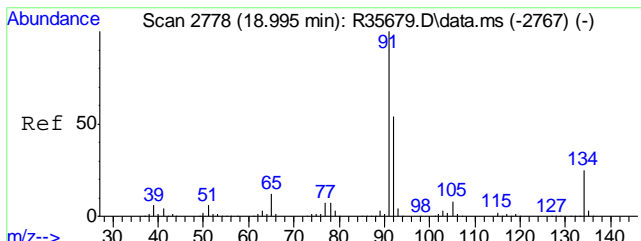
Tgt Ion	Resp	Lower	Upper
105	119895		
105	100		
134	12.2	0.0	39.4



#94  
 p-Isopropyltoluene  
 Concen: 0.19 ug/L  
 RT: 18.444 min Scan# 2677  
 Delta R.T. -0.005 min  
 Lab File: R41031.D  
 Acq: 12 Jul 2016 6:16 pm

Tgt Ion	Resp	Lower	Upper
119	153724		
119	100		
134	23.7	6.3	46.3
91	35.0	4.4	44.4

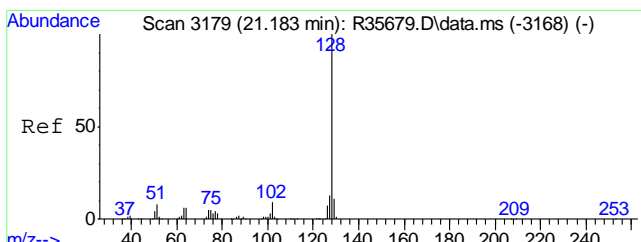
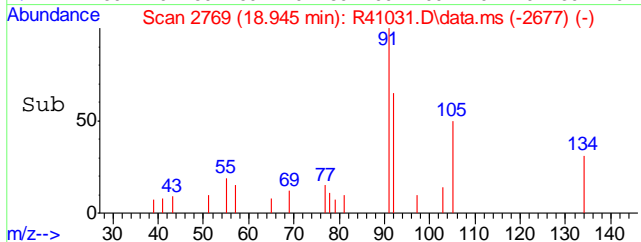
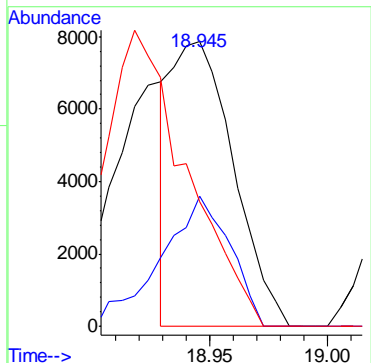
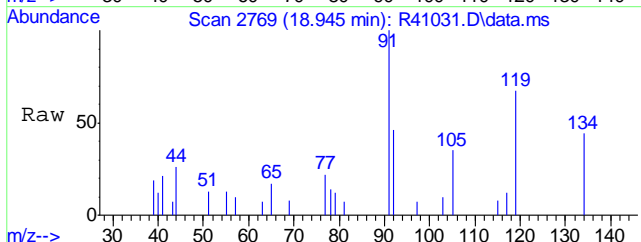




#97  
 n-Butylbenzene  
 Concen: 0.18 ug/L m  
 RT: 18.945 min Scan# 2769  
 Delta R.T. 0.000 min  
 Lab File: R41031.D  
 Acq: 12 Jul 2016 6:16 pm

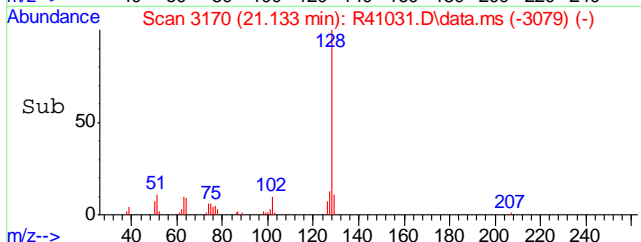
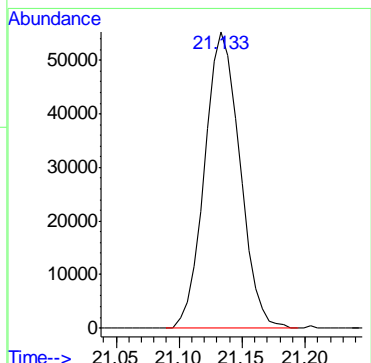
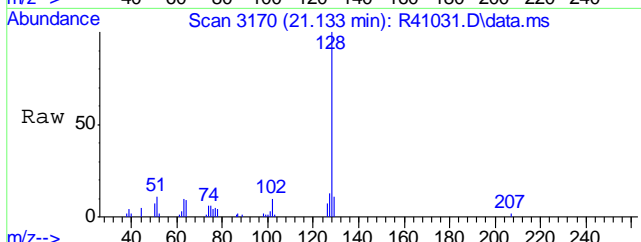
Tgt Ion: 91 Resp: 143824

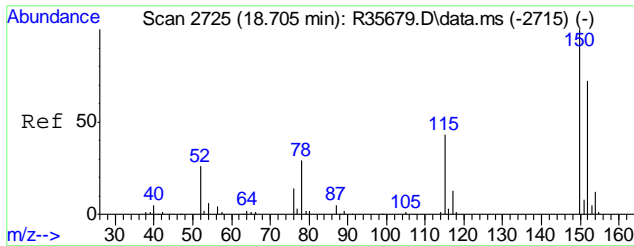
Ion	Ratio	Lower	Upper
91	100		
92	51.0	33.5	73.5
134	139.4	4.9	44.9#



#102  
 Naphthalene  
 Concen: 1.04 ug/L  
 RT: 21.133 min Scan# 3170  
 Delta R.T. -0.005 min  
 Lab File: R41031.D  
 Acq: 12 Jul 2016 6:16 pm

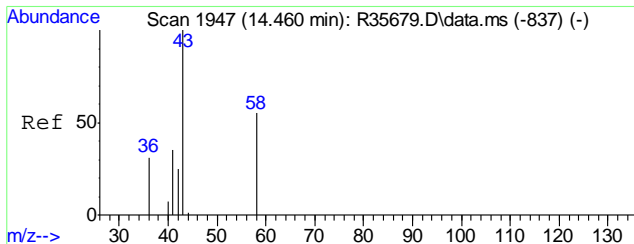
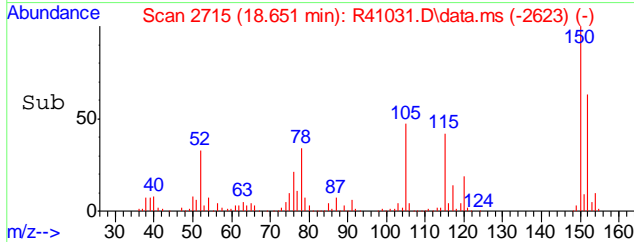
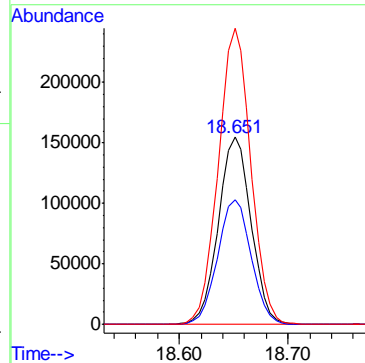
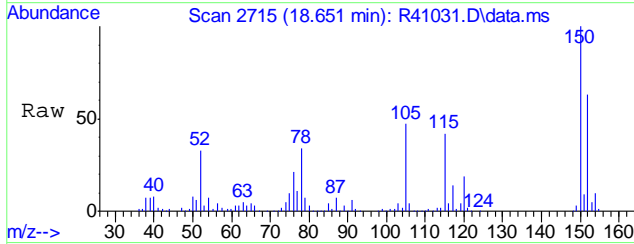
Tgt Ion: 128 Resp: 1073443





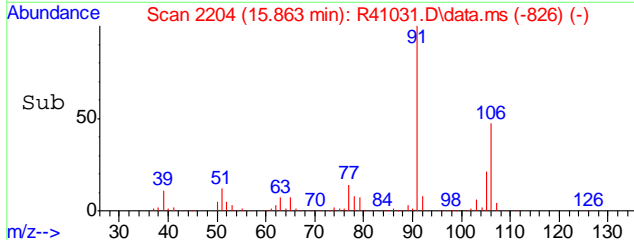
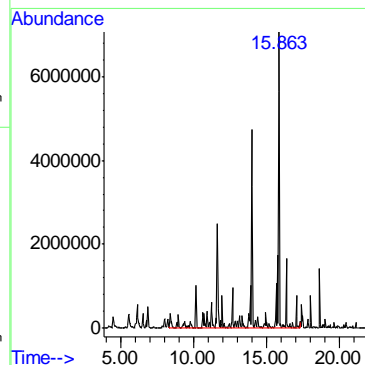
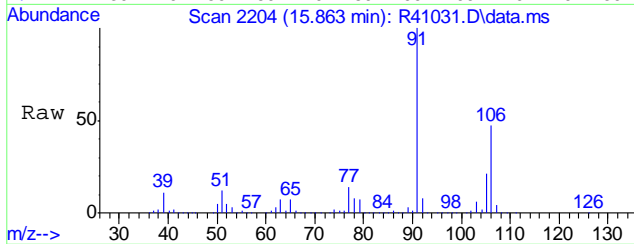
#104  
 1,4-Dichlorobenzene-d4A  
 Concen: 10.00 ug/L  
 RT: 18.651 min Scan# 2715  
 Delta R.T. -0.000 min  
 Lab File: R41031.D  
 Acq: 12 Jul 2016 6:16 pm

Tgt Ion:152 Resp: 3230215  
 Ion Ratio Lower Upper  
 152 100  
 115 68.2 38.2 78.2  
 150 157.0 172.3 212.3#



#105  
 TPH-GRO (C6-C10)  
 Concen: 966.78 ug/L m  
 RT: 15.863 min Scan# 2204  
 Delta R.T. 1.959 min  
 Lab File: R41031.D  
 Acq: 12 Jul 2016 6:16 pm

Tgt Ion:TIC Resp:878527002



Quantitation Report (QT Reviewed)

Data Path : C:\msdchem\1\DATA\160708\  
 Data File : R40959.D  
 Acq On : 8 Jul 2016 2:05 pm  
 Operator : christv  
 Sample : MB  
 Misc : MS1895,VR1578,50,,,,1  
 ALS Vial : 7 Sample Multiplier: 1

Quant Time: Jul 08 14:57:24 2016  
 Quant Method : C:\msdchem\1\METHODS\VR1570\_160623.M  
 Quant Title : EPA -8260B  
 QLast Update : Fri Jun 24 15:14:02 2016  
 Response via : Initial Calibration

Compound	R.T.	QIon	Response	Conc	Units	Dev(Min)
Internal Standards						
1) Pentafluorobenzene	10.641	168	4181082	10.00	ug/L	0.00
44) 1,4-Difluorobenzene	11.967	114	7858610	10.00	ug/L	0.00
59) Chlorobenzene-d5	15.661	117	7088233	10.00	ug/L	0.00
83) 1,4-Dichlorobenzene-d4	18.651	152	3390531	10.00	ug/L	# 0.00
104) 1,4-Dichlorobenzene-d4A	18.651	152	3390531	10.00	ug/L	# 0.00
System Monitoring Compounds						
40) Dibromofluoromethane	10.734	111	3045017	10.28	ug/L	0.00
Spiked Amount	10.000	Range	70 - 130	Recovery	=	102.80%
60) Toluene-d8	13.904	98	9064671	10.58	ug/L	0.00
Spiked Amount	10.000	Range	70 - 130	Recovery	=	105.80%
80) 4-Bromofluorobenzene	17.063	95	3789870	9.42	ug/L	0.00
Spiked Amount	10.000	Range	70 - 130	Recovery	=	94.20%
Target Compounds						
9) Isopropyl Alcohol	6.598	45	22106m	0.58	ug/L	
20) Methylene Chloride	8.049	84	41970	0.14	ug/L	# 83
105) TPH-GRO (C6-C10)	15.661	TIC	117139973m	24.32	ug/L	

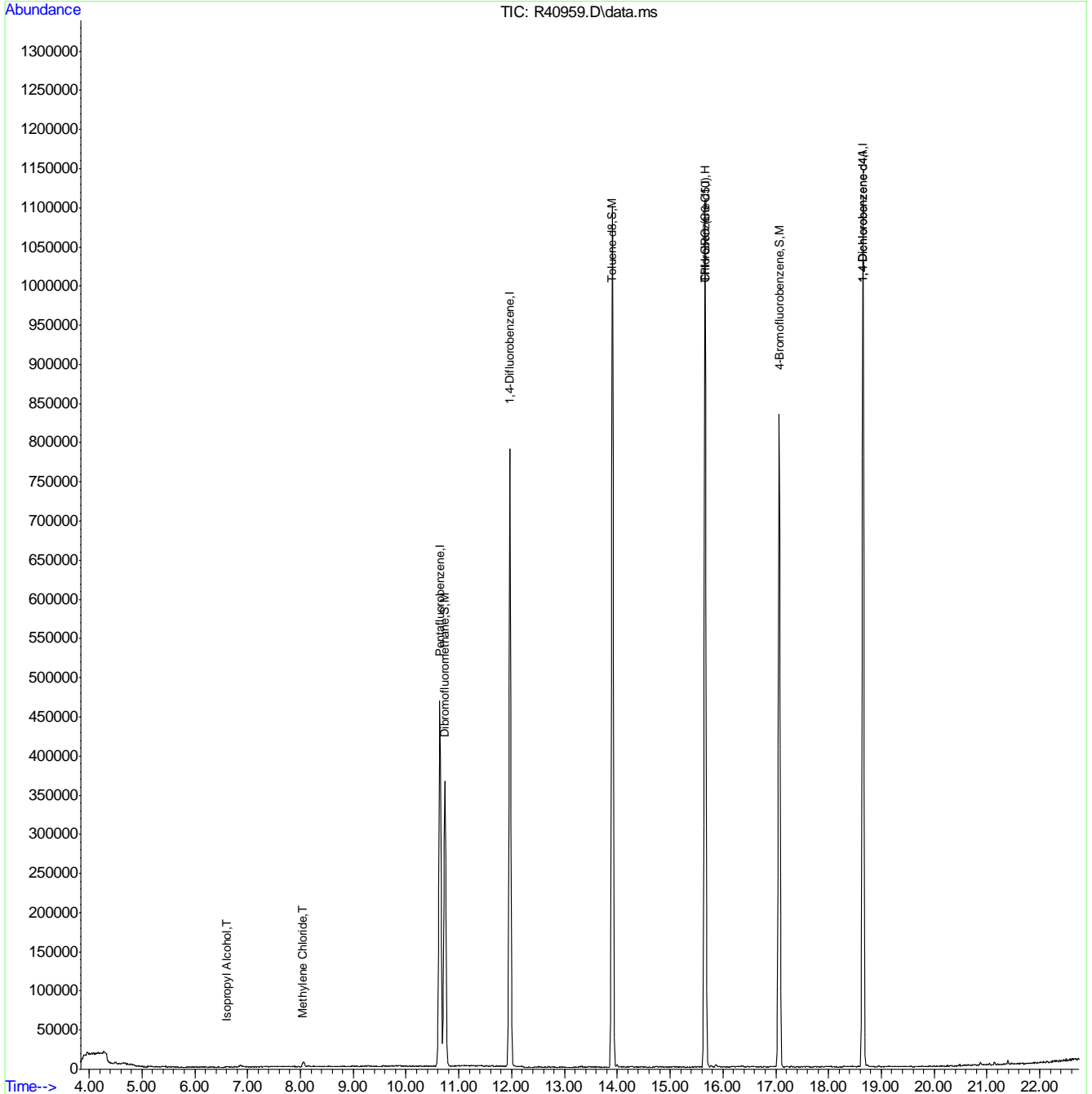
(#) = qualifier out of range (m) = manual integration (+) = signals summed

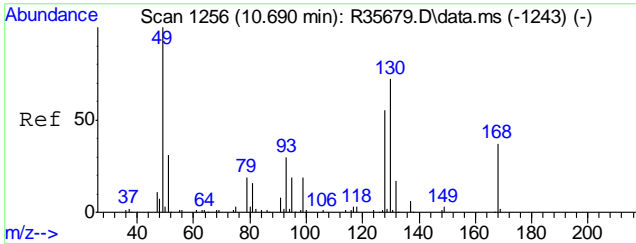
6.2.1  
**6**

Quantitation Report (QT Reviewed)

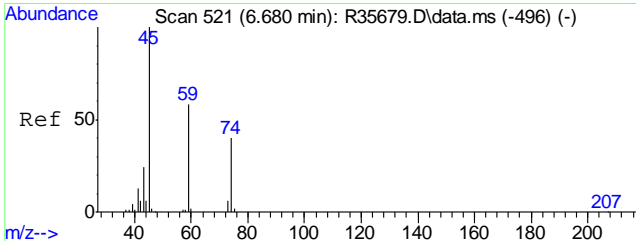
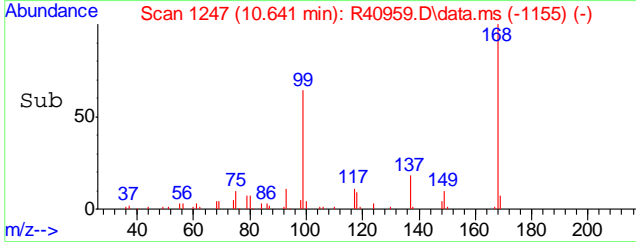
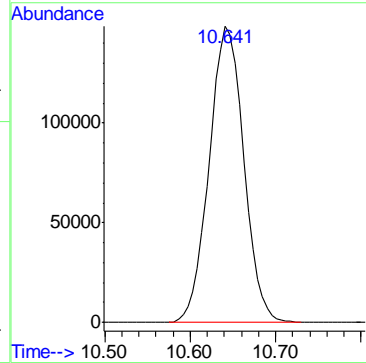
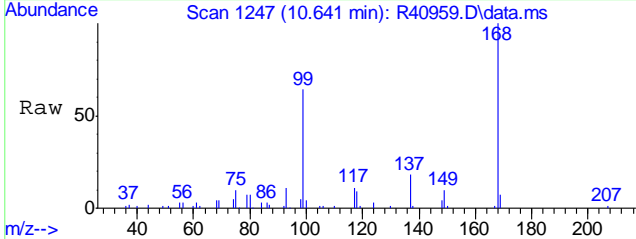
Data Path : C:\msdchem\1\DATA\160708\  
 Data File : R40959.D  
 Acq On : 8 Jul 2016 2:05 pm  
 Operator : christv  
 Sample : MB  
 Misc : MS1895,VR1578,50,,,,,1  
 ALS Vial : 7 Sample Multiplier: 1

Quant Time: Jul 08 14:57:24 2016  
 Quant Method : C:\msdchem\1\METHODS\VR1570\_160623.M  
 Quant Title : EPA -8260B  
 QLast Update : Fri Jun 24 15:14:02 2016  
 Response via : Initial Calibration

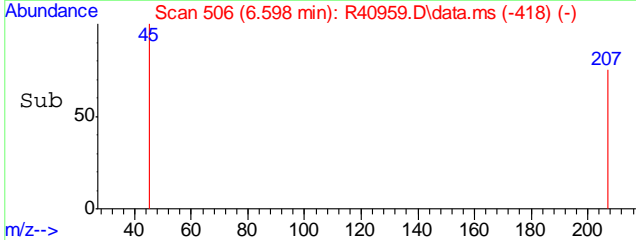
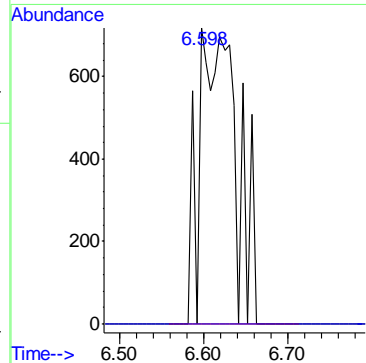
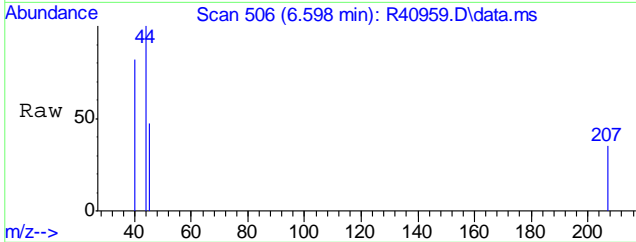




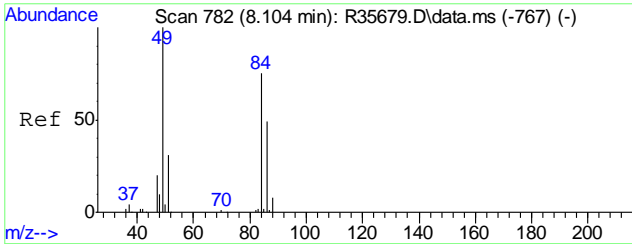
#1  
 Pentafluorobenzene  
 Concen: 10.00 ug/L  
 RT: 10.641 min Scan# 1247  
 Delta R.T. -0.000 min  
 Lab File: R40959.D  
 Acq: 8 Jul 2016 2:05 pm  
 Tgt Ion:168 Resp: 4181082



#9  
 Isopropyl Alcohol  
 Concen: 0.58 ug/L m  
 RT: 6.598 min Scan# 506  
 Delta R.T. -0.021 min  
 Lab File: R40959.D  
 Acq: 8 Jul 2016 2:05 pm  
 Tgt Ion: 45 Resp: 22106  
 Ion Ratio Lower Upper  
 45 100  
 43 0.0 17.7 26.5#

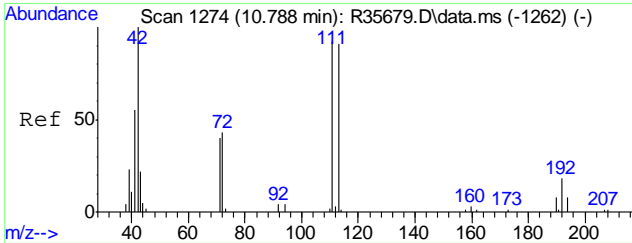
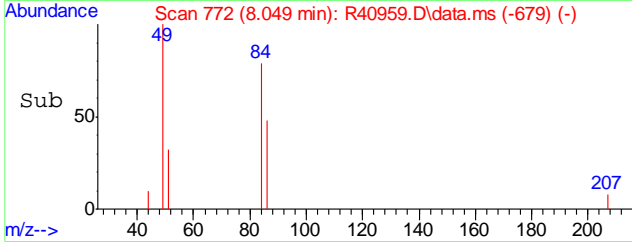
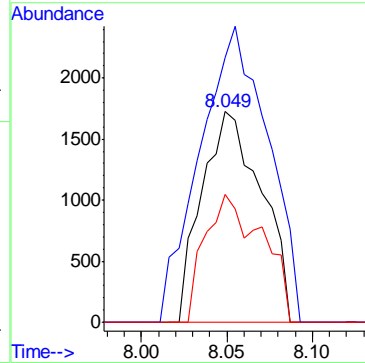
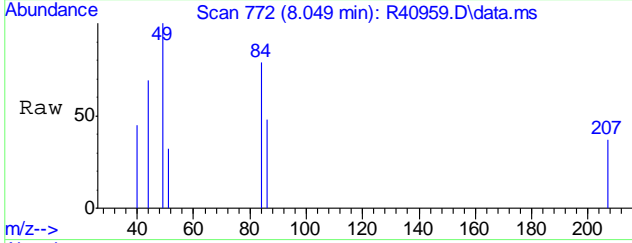






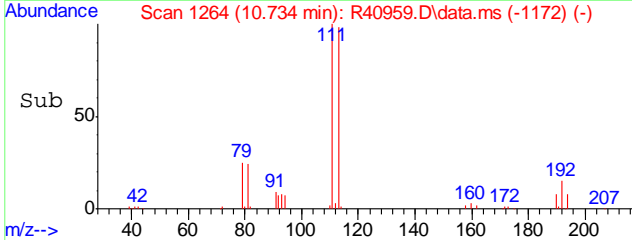
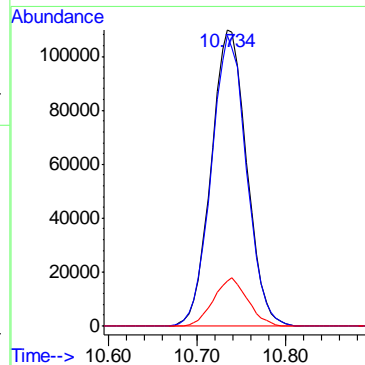
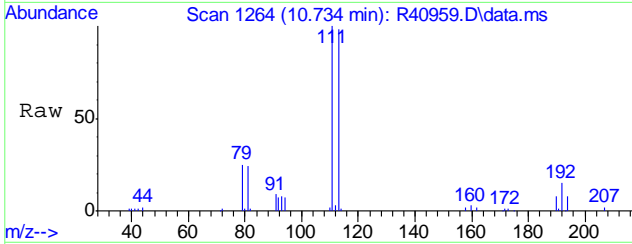
#20  
Methylene Chloride  
Concen: 0.14 ug/L  
RT: 8.049 min Scan# 772  
Delta R.T. 0.006 min  
Lab File: R40959.D  
Acq: 8 Jul 2016 2:05 pm

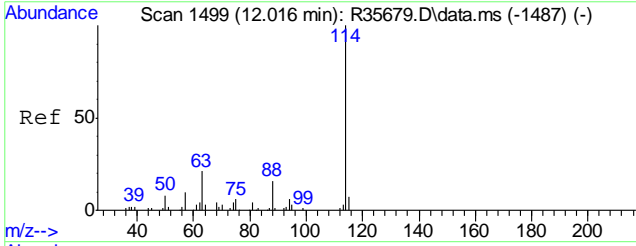
Tgt Ion	Resp	Lower	Upper
84	41970		
49	160.3	114.8	154.8#
86	58.1	44.2	84.2



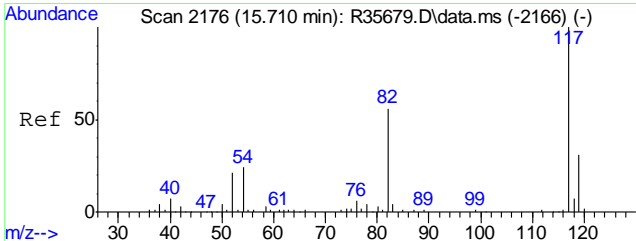
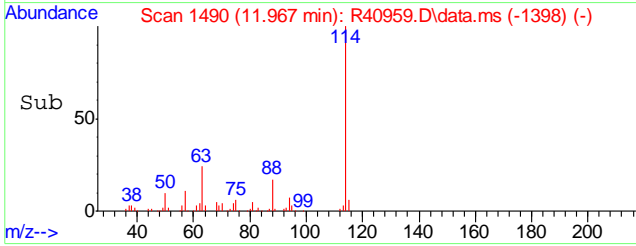
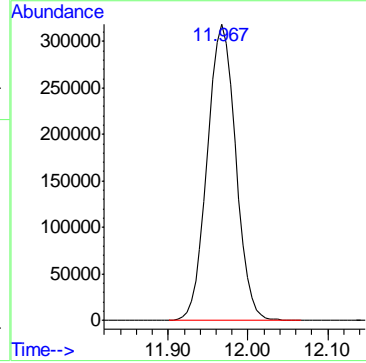
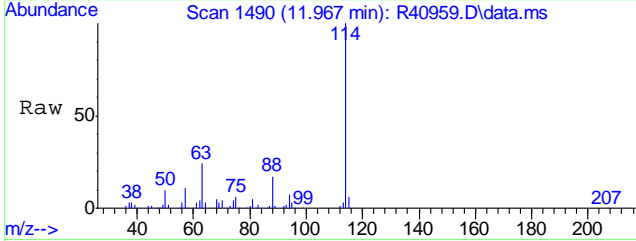
#40  
Dibromofluoromethane  
Concen: 10.28 ug/L  
RT: 10.734 min Scan# 1264  
Delta R.T. 0.000 min  
Lab File: R40959.D  
Acq: 8 Jul 2016 2:05 pm

Tgt Ion	Resp	Lower	Upper
111	3045017		
113	96.7	76.9	116.9
192	15.4	0.0	37.8



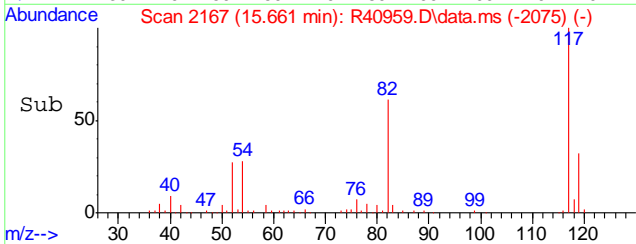
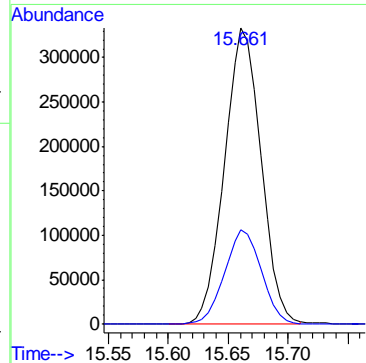
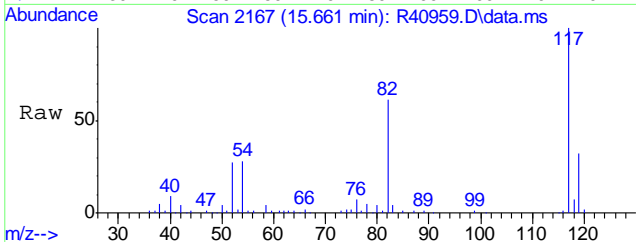


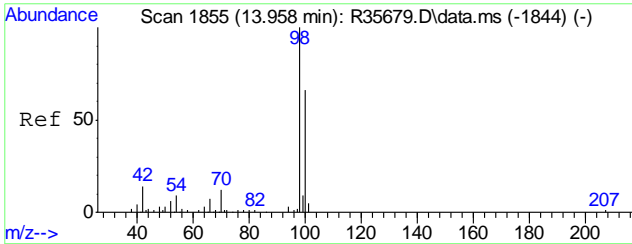
#44  
 1,4-Difluorobenzene  
 Concen: 10.00 ug/L  
 RT: 11.967 min Scan# 1490  
 Delta R.T. 0.000 min  
 Lab File: R40959.D  
 Acq: 8 Jul 2016 2:05 pm  
 Tgt Ion:114 Resp: 7858610



#59  
 Chlorobenzene-d5  
 Concen: 10.00 ug/L  
 RT: 15.661 min Scan# 2167  
 Delta R.T. 0.000 min  
 Lab File: R40959.D  
 Acq: 8 Jul 2016 2:05 pm  
 Tgt Ion:117 Resp: 7088233  

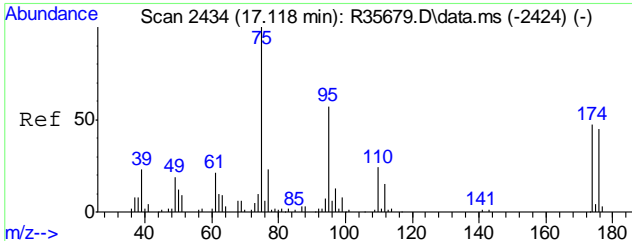
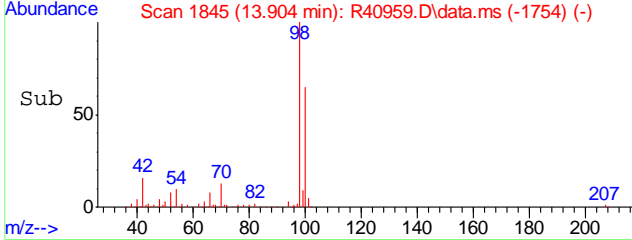
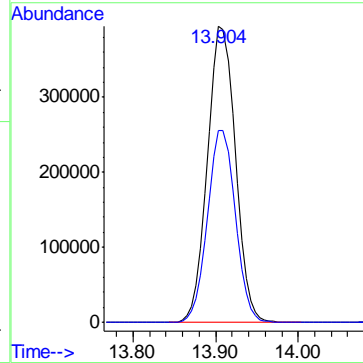
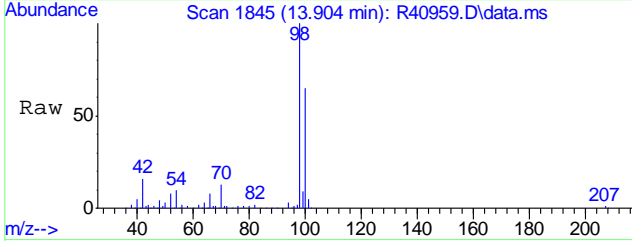
Ion	Ratio	Lower	Upper
117	100		
119	32.0	12.5	52.5





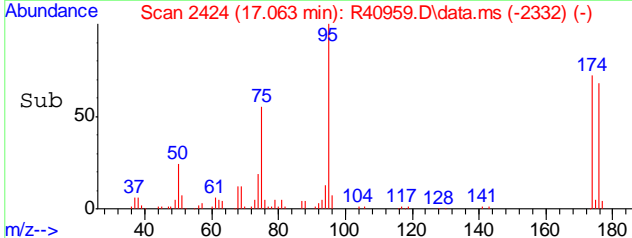
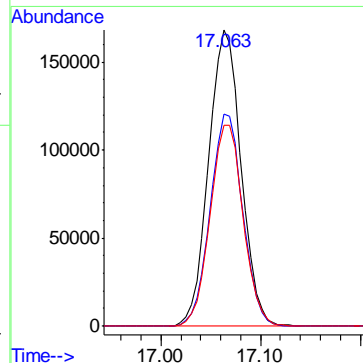
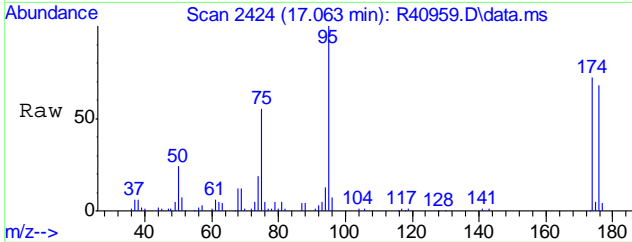
#60  
Toluene-d8  
Concen: 10.58 ug/L  
RT: 13.904 min Scan# 1845  
Delta R.T. -0.005 min  
Lab File: R40959.D  
Acq: 8 Jul 2016 2:05 pm

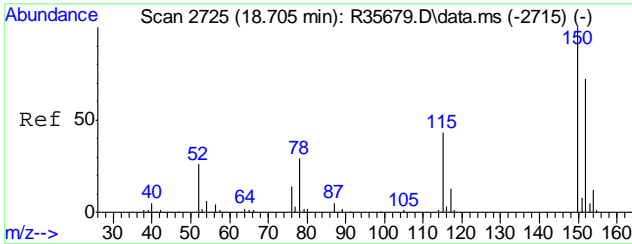
Tgt Ion: 98 Resp: 9064671  
Ion Ratio Lower Upper  
98 100  
100 64.7 45.8 85.8



#80  
4-Bromofluorobenzene  
Concen: 9.42 ug/L  
RT: 17.063 min Scan# 2424  
Delta R.T. 0.000 min  
Lab File: R40959.D  
Acq: 8 Jul 2016 2:05 pm

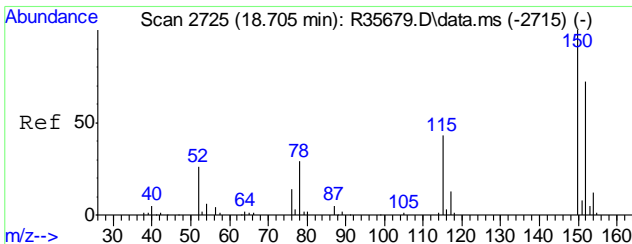
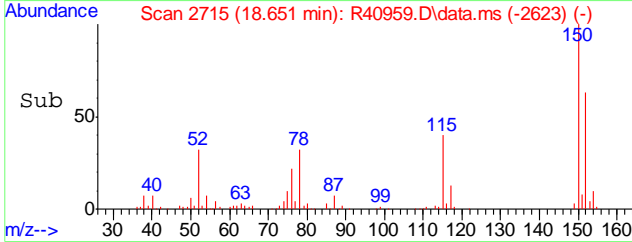
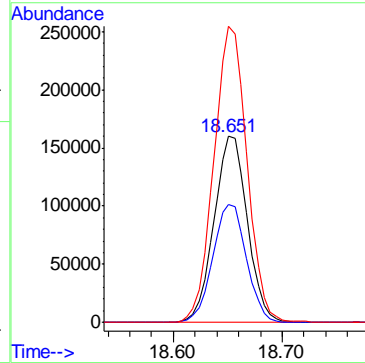
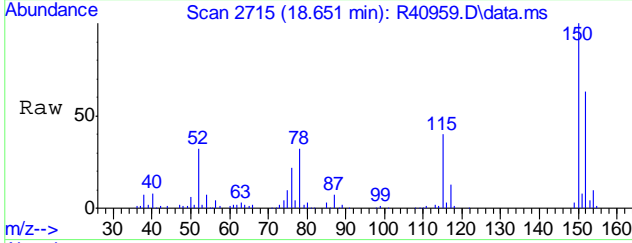
Tgt Ion: 95 Resp: 3789870  
Ion Ratio Lower Upper  
95 100  
174 71.8 62.3 102.3  
176 69.1 59.8 99.8





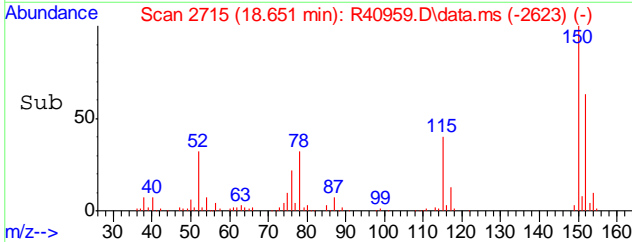
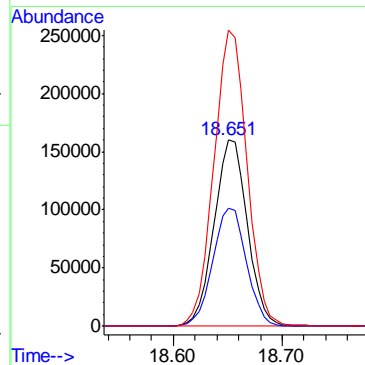
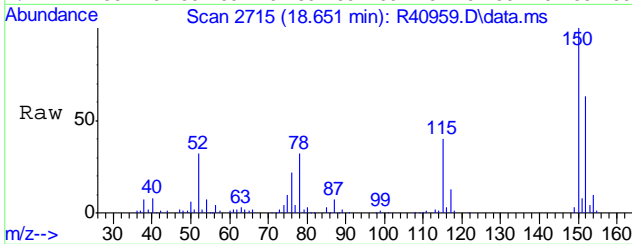
#83  
 1,4-Dichlorobenzene-d4  
 Concen: 10.00 ug/L  
 RT: 18.651 min Scan# 2715  
 Delta R.T. 0.000 min  
 Lab File: R40959.D  
 Acq: 8 Jul 2016 2:05 pm

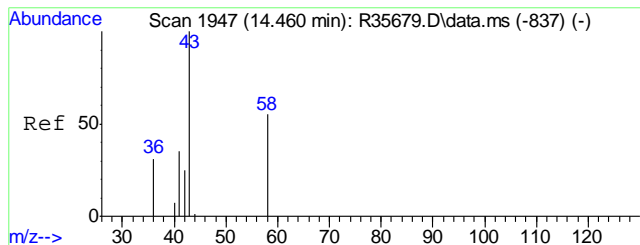
Tgt Ion	Resp	Lower	Upper
152	100		
115	64.1	38.2	78.2
150	158.5	172.3	212.3#



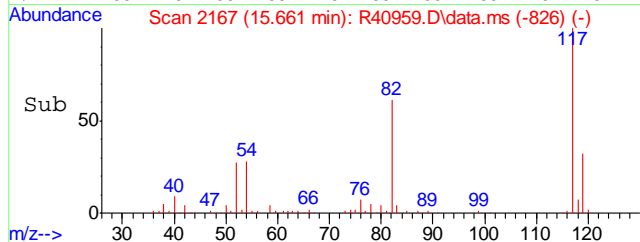
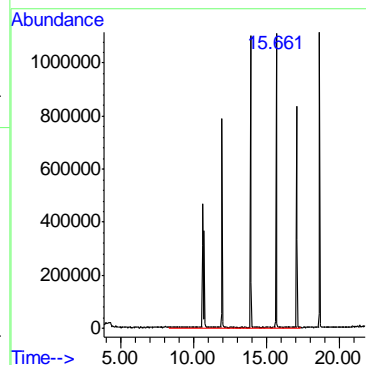
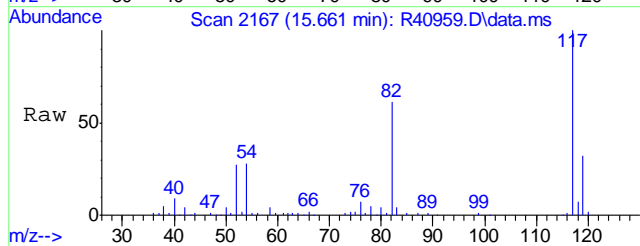
#104  
 1,4-Dichlorobenzene-d4A  
 Concen: 10.00 ug/L  
 RT: 18.651 min Scan# 2715  
 Delta R.T. -0.000 min  
 Lab File: R40959.D  
 Acq: 8 Jul 2016 2:05 pm

Tgt Ion	Resp	Lower	Upper
152	100		
115	64.1	38.2	78.2
150	158.5	172.3	212.3#





#105  
 TPH-GRO (C6-C10)  
 Concen: 24.32 ug/L m  
 RT: 15.661 min Scan# 2167  
 Delta R.T. 1.757 min  
 Lab File: R40959.D  
 Acq: 8 Jul 2016 2:05 pm  
 Tgt Ion:TIC Resp:117139973



6.2.1  
 6

Quantitation Report (QT Reviewed)

Data Path : C:\msdchem\1\DATA\160712\  
 Data File : R41021.D  
 Acq On : 12 Jul 2016 1:49 pm  
 Operator : christv  
 Sample : MB  
 Misc : MS1899,VR1581,50,,,,1  
 ALS Vial : 6 Sample Multiplier: 1

Quant Time: Jul 13 09:20:35 2016  
 Quant Method : C:\msdchem\1\METHODS\VR1570\_160623.M  
 Quant Title : EPA -8260B  
 QLast Update : Fri Jun 24 15:14:02 2016  
 Response via : Initial Calibration

Compound	R.T.	QIon	Response	Conc	Units	Dev(Min)
Internal Standards						
1) Pentafluorobenzene	10.641	168	4244333	10.00	ug/L	0.00
44) 1,4-Difluorobenzene	11.967	114	8058574	10.00	ug/L	0.00
59) Chlorobenzene-d5	15.661	117	7296816	10.00	ug/L	0.00
83) 1,4-Dichlorobenzene-d4	18.651	152	3561500	10.00	ug/L	# 0.00
104) 1,4-Dichlorobenzene-d4A	18.651	152	3561500	10.00	ug/L	# 0.00
System Monitoring Compounds						
40) Dibromofluoromethane	10.734	111	3089794	10.28	ug/L	0.00
Spiked Amount	10.000	Range	70 - 130	Recovery	=	102.80%
60) Toluene-d8	13.909	98	9131684	10.35	ug/L	0.00
Spiked Amount	10.000	Range	70 - 130	Recovery	=	103.50%
80) 4-Bromofluorobenzene	17.063	95	3923702	9.48	ug/L	0.00
Spiked Amount	10.000	Range	70 - 130	Recovery	=	94.80%
Target Compounds						
9) Isopropyl Alcohol	6.614	45	95920	2.48	ug/L	# 69
11) Acetone	6.882	58	24283m	0.73	ug/L	
105) TPH-GRO (C6-C10)	15.661	TIC	119419866m	20.28	ug/L	

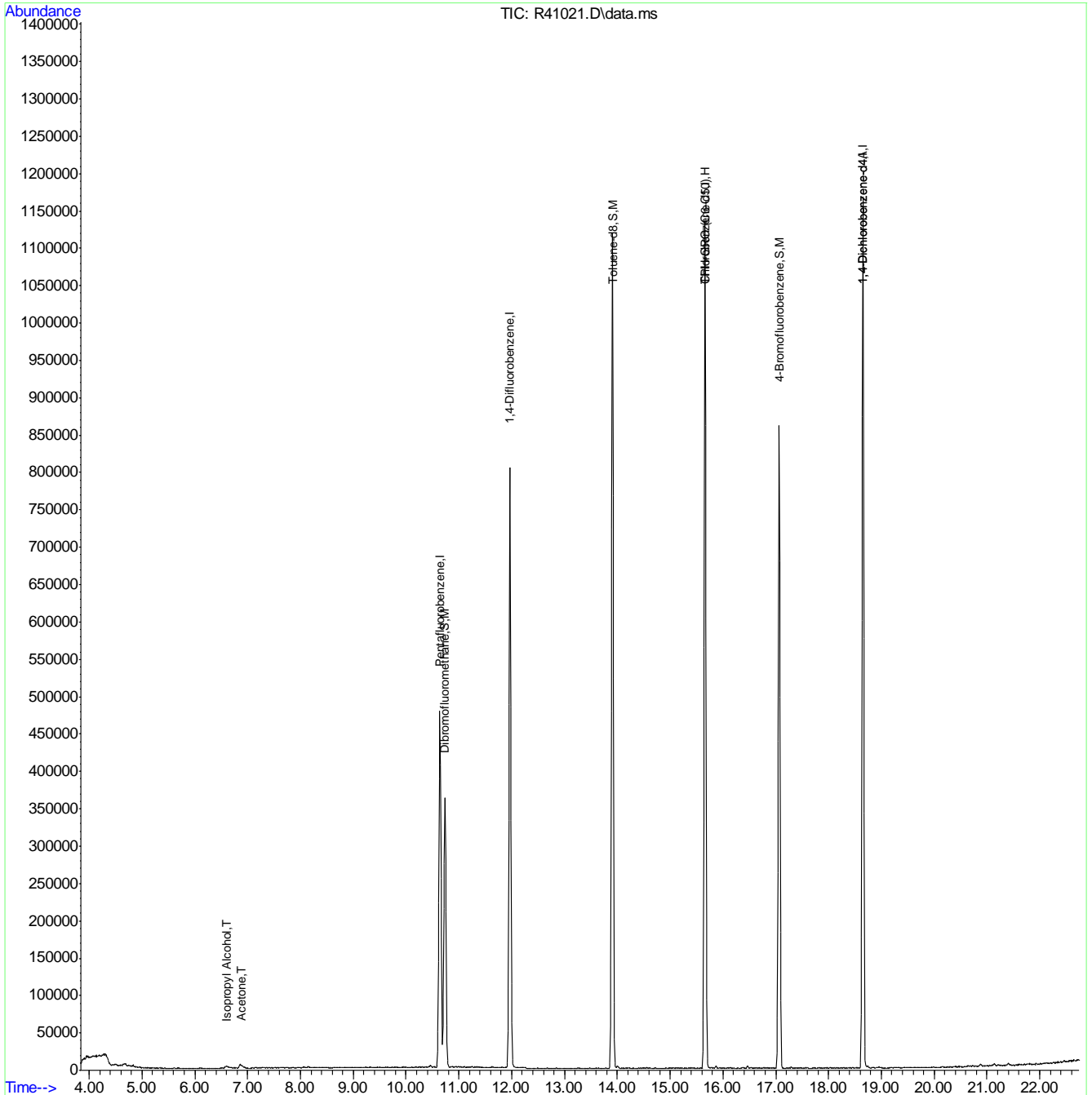
(#) = qualifier out of range (m) = manual integration (+) = signals summed

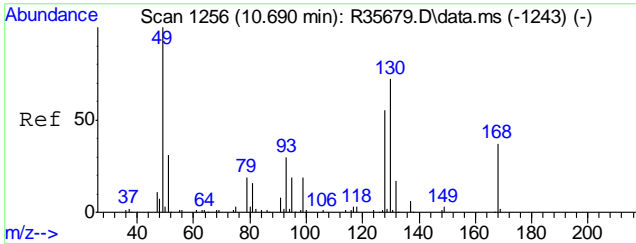
6.2.2  
**6**

Quantitation Report (QT Reviewed)

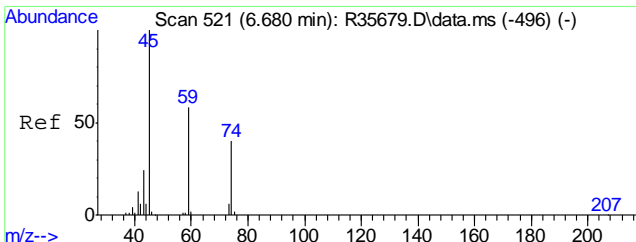
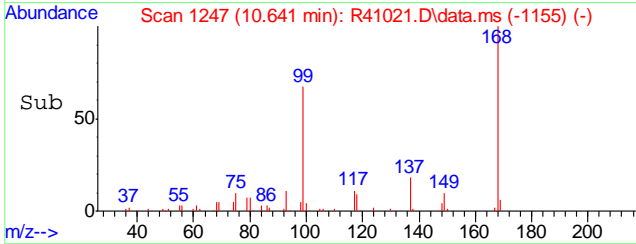
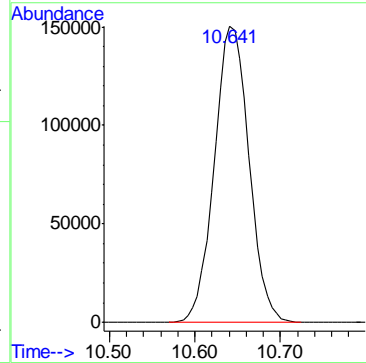
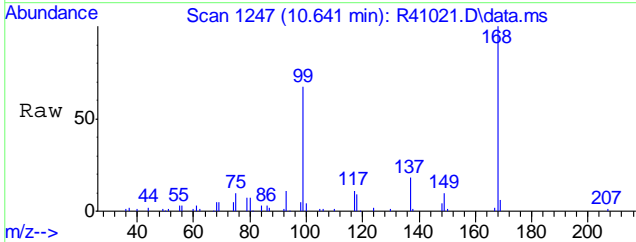
Data Path : C:\msdchem\1\DATA\160712\  
 Data File : R41021.D  
 Acq On : 12 Jul 2016 1:49 pm  
 Operator : christv  
 Sample : MB  
 Misc : MS1899,VR1581,50,,,,,1  
 ALS Vial : 6 Sample Multiplier: 1

Quant Time: Jul 13 09:20:35 2016  
 Quant Method : C:\msdchem\1\METHODS\VR1570\_160623.M  
 Quant Title : EPA -8260B  
 QLast Update : Fri Jun 24 15:14:02 2016  
 Response via : Initial Calibration

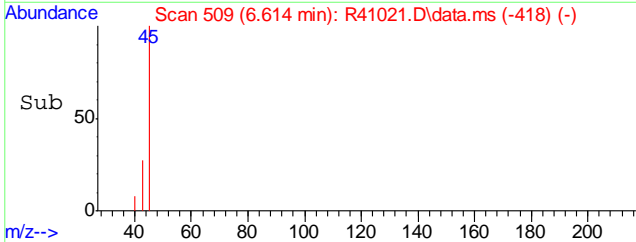
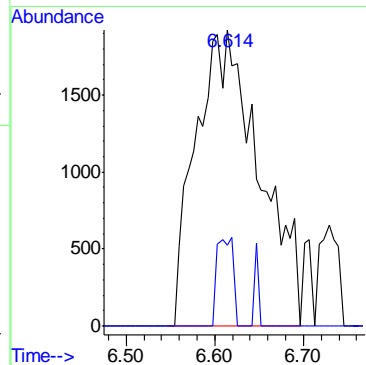
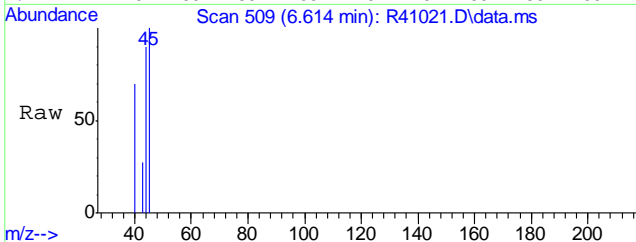




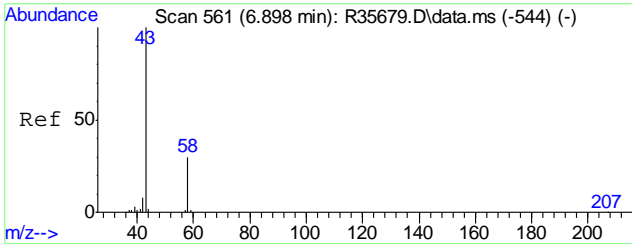
#1  
 Pentafluorobenzene  
 Concen: 10.00 ug/L  
 RT: 10.641 min Scan# 1247  
 Delta R.T. 0.000 min  
 Lab File: R41021.D  
 Acq: 12 Jul 2016 1:49 pm  
 Tgt Ion:168 Resp: 4244333



#9  
 Isopropyl Alcohol  
 Concen: 2.48 ug/L  
 RT: 6.614 min Scan# 509  
 Delta R.T. -0.005 min  
 Lab File: R41021.D  
 Acq: 12 Jul 2016 1:49 pm  
 Tgt Ion: 45 Resp: 95920  
 Ion Ratio Lower Upper  
 45 100  
 43 7.5 17.7 26.5#

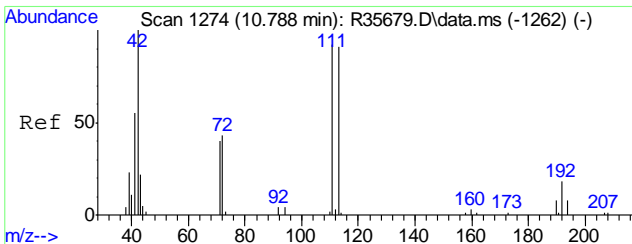
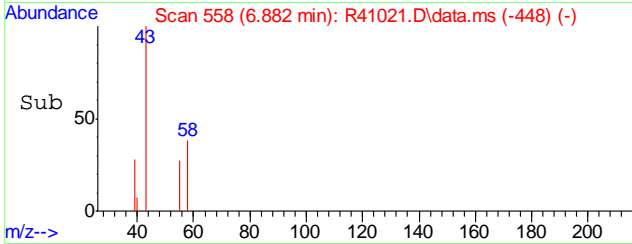
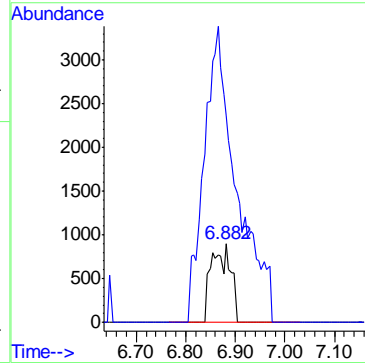
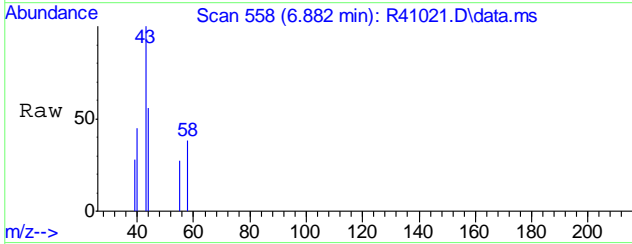






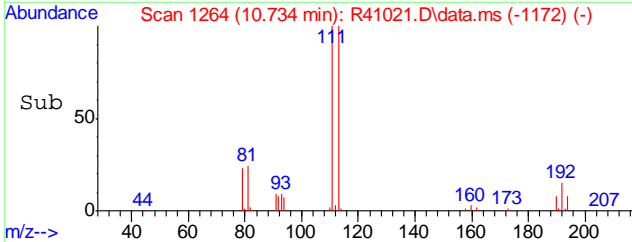
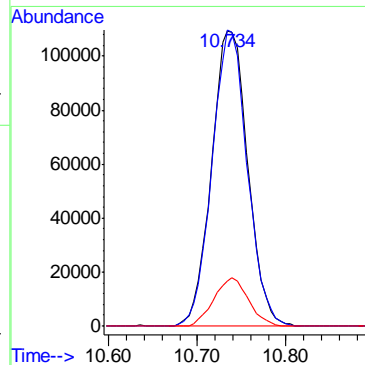
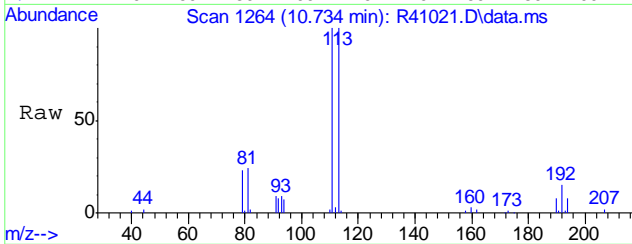
#11  
Acetone  
Concen: 0.73 ug/L m  
RT: 6.882 min Scan# 558  
Delta R.T. 0.050 min  
Lab File: R41021.D  
Acq: 12 Jul 2016 1:49 pm

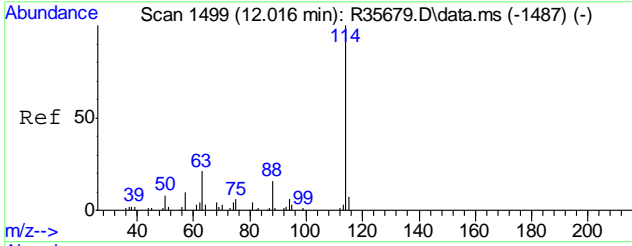
Tgt Ion: 58 Resp: 24283  
Ion Ratio Lower Upper  
58 100  
43 631.8 343.4 383.4#



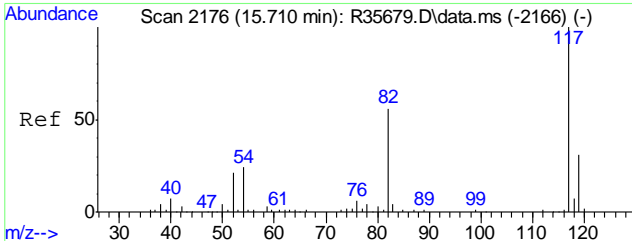
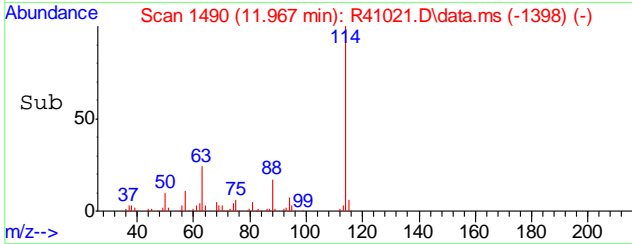
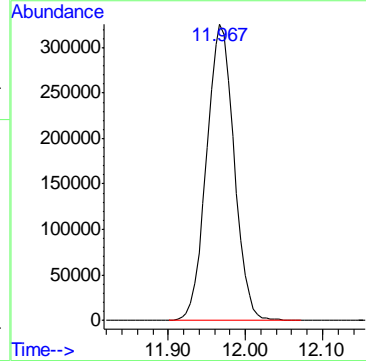
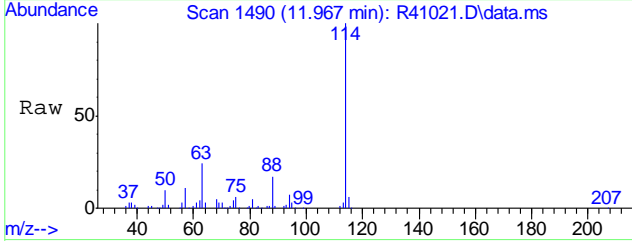
#40  
Dibromofluoromethane  
Concen: 10.28 ug/L  
RT: 10.734 min Scan# 1264  
Delta R.T. 0.000 min  
Lab File: R41021.D  
Acq: 12 Jul 2016 1:49 pm

Tgt Ion: 111 Resp: 3089794  
Ion Ratio Lower Upper  
111 100  
113 97.4 76.9 116.9  
192 15.6 0.0 37.8



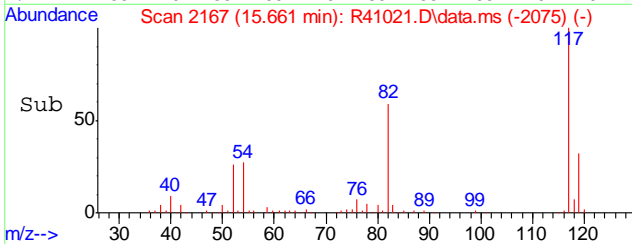
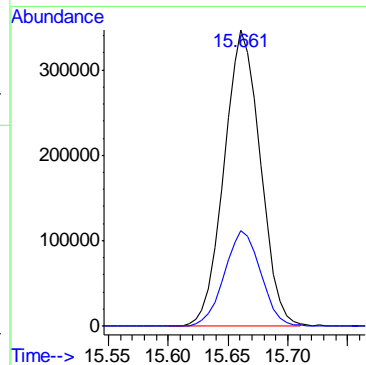
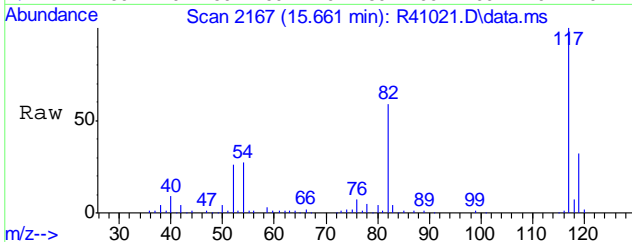


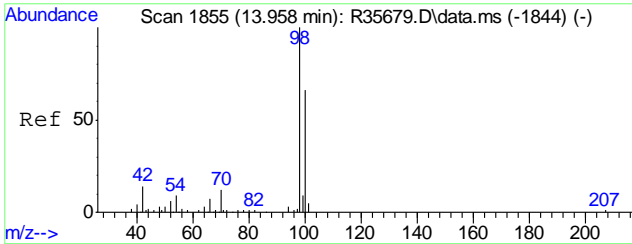
#44  
 1,4-Difluorobenzene  
 Concen: 10.00 ug/L  
 RT: 11.967 min Scan# 1490  
 Delta R.T. 0.000 min  
 Lab File: R41021.D  
 Acq: 12 Jul 2016 1:49 pm  
 Tgt Ion:114 Resp: 8058574



#59  
 Chlorobenzene-d5  
 Concen: 10.00 ug/L  
 RT: 15.661 min Scan# 2167  
 Delta R.T. 0.000 min  
 Lab File: R41021.D  
 Acq: 12 Jul 2016 1:49 pm  
 Tgt Ion:117 Resp: 7296816  

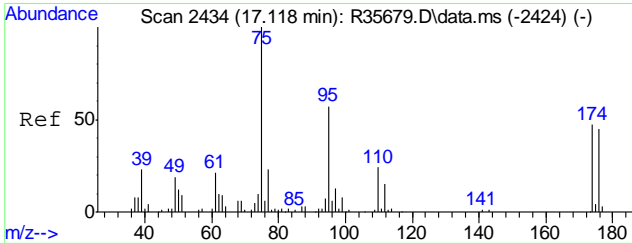
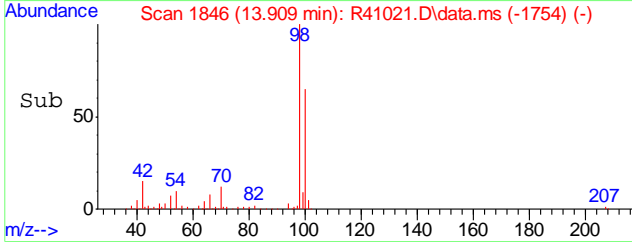
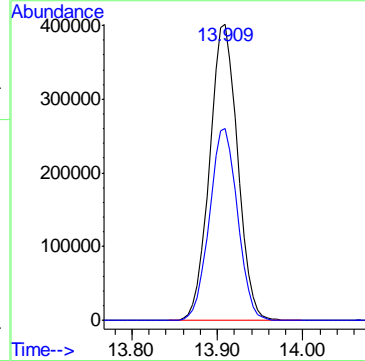
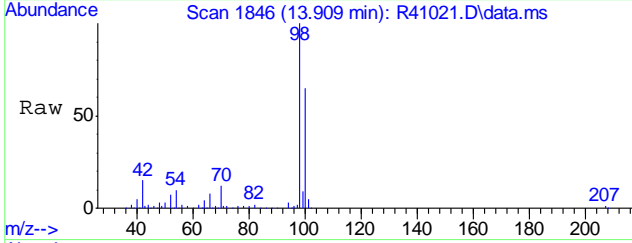
Ion	Ratio	Lower	Upper
117	100		
119	32.1	12.5	52.5





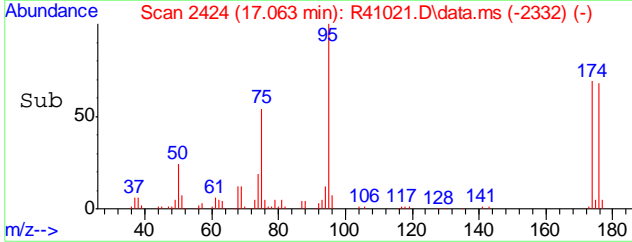
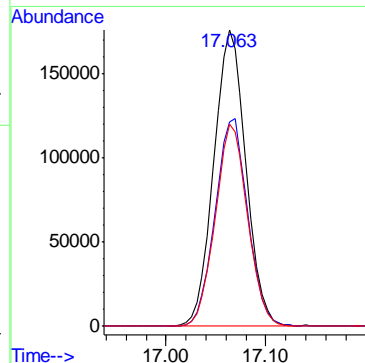
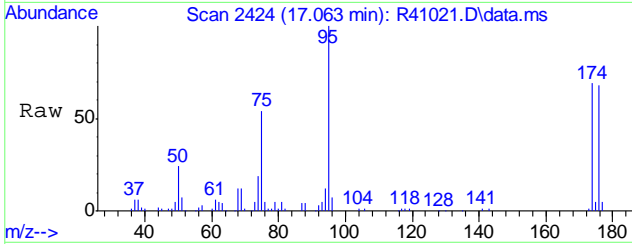
#60  
Toluene-d8  
Concen: 10.35 ug/L  
RT: 13.909 min Scan# 1846  
Delta R.T. 0.000 min  
Lab File: R41021.D  
Acq: 12 Jul 2016 1:49 pm

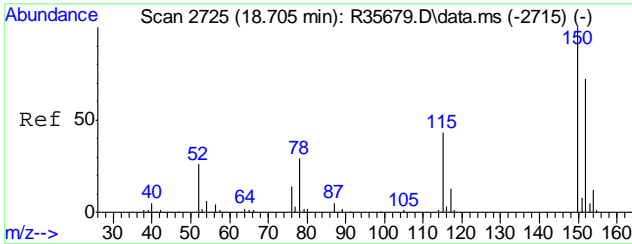
Tgt Ion: 98 Resp: 9131684  
Ion Ratio Lower Upper  
98 100  
100 65.0 45.8 85.8



#80  
4-Bromofluorobenzene  
Concen: 9.48 ug/L  
RT: 17.063 min Scan# 2424  
Delta R.T. 0.000 min  
Lab File: R41021.D  
Acq: 12 Jul 2016 1:49 pm

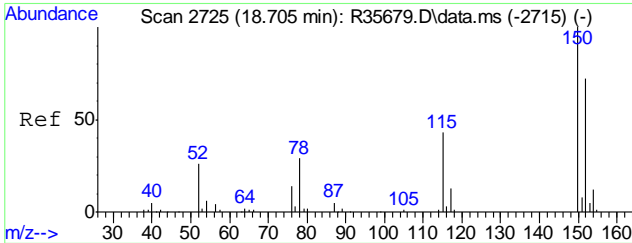
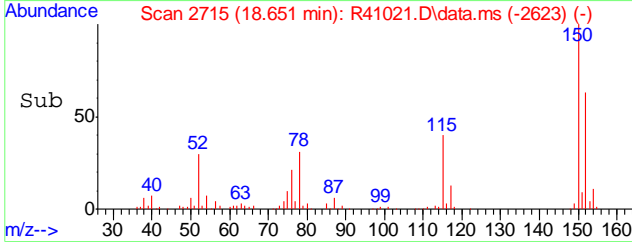
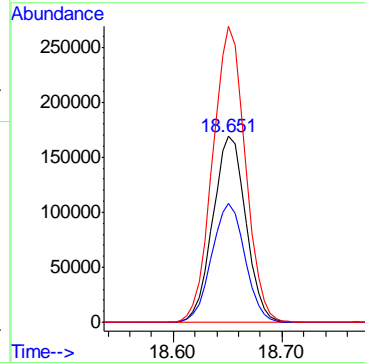
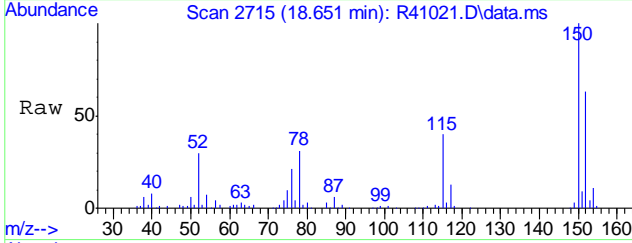
Tgt Ion: 95 Resp: 3923702  
Ion Ratio Lower Upper  
95 100  
174 71.2 62.3 102.3  
176 68.5 59.8 99.8





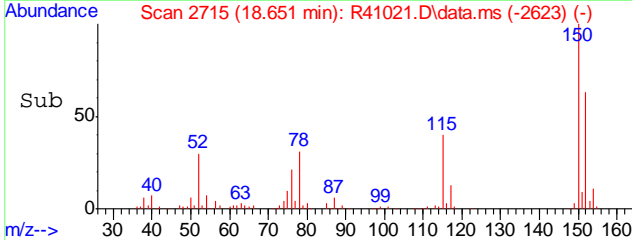
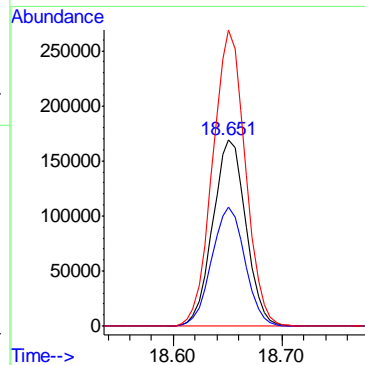
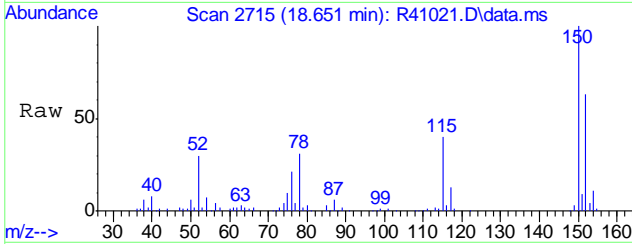
#83  
 1,4-Dichlorobenzene-d4  
 Concen: 10.00 ug/L  
 RT: 18.651 min Scan# 2715  
 Delta R.T. 0.000 min  
 Lab File: R41021.D  
 Acq: 12 Jul 2016 1:49 pm

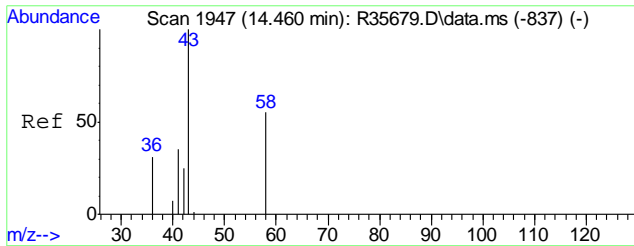
Tgt Ion	Resp	Lower	Upper
152	100		
115	64.1	38.2	78.2
150	157.2	172.3	212.3#



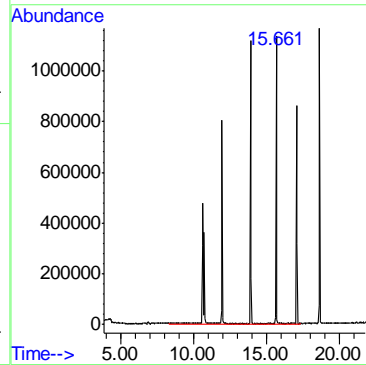
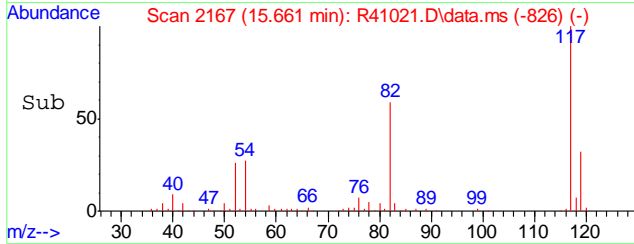
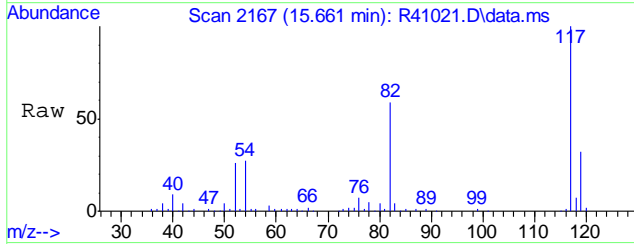
#104  
 1,4-Dichlorobenzene-d4A  
 Concen: 10.00 ug/L  
 RT: 18.651 min Scan# 2715  
 Delta R.T. -0.000 min  
 Lab File: R41021.D  
 Acq: 12 Jul 2016 1:49 pm

Tgt Ion	Resp	Lower	Upper
152	100		
115	64.1	38.2	78.2
150	157.2	172.3	212.3#





#105  
TPH-GRO (C6-C10)  
Concen: 20.28 ug/L m  
RT: 15.661 min Scan# 2167  
Delta R.T. 1.757 min  
Lab File: R41021.D  
Acq: 12 Jul 2016 1:49 pm  
Tgt Ion:TIC Resp:119419866



SGS ACCUTEST IS PART OF SGS, THE WORLD'S LEADING INSPECTION,  
VERIFICATION, TESTING AND CERTIFICATION COMPANY.



*e-Hardcopy 2.0*  
*Automated Report*

### Technical Report for

ATC Group Services

Premier Hyundai 2820 Broadway Oakland

SGS Accutest Job Number: C46446

Sampling Date: 07/08/16

Report to:

ATC Group Services  
945 Highland Pointe Dr Suite 250  
Roseville, CA  
gabe.stivala@atcassociates.com

ATTN: Gabe Stivala

Total number of pages in report: **215**



Test results contained within this data package meet the requirements  
of the National Environmental Laboratory Accreditation Program  
and/or state specific certification programs as applicable.

James J. Rhudy  
Lab Director

Client Service contact: Nutan Kabir 408-588-0200

Certifications: CA (ELAP 2910) AK (UST-092) AZ (AZ0762) NV (CA00150) OR (CA300006) WA (C925)  
DoD ELAP (L-A-B L2242)

This report shall not be reproduced, except in its entirety, without the written approval of SGS Accutest.  
Test results relate only to samples analyzed.



ACCUTEST

August 3, 2016

Gabe Stivala  
ATC Group Services  
945 Highland Pointe Dr Suite 250  
Roseville, CA

**Re: SGS Accutest Job # C46446 Reissue**

Dear Mr. Stivala,

This is a reissued report for SGS Accutest Job # **C46446**, original report dated 7/25/2016.

Additional results for *TPH-GRO* have been retrieved as per your request. Revised result pages and associated QC summary pages have been incorporated into this revised report.

Please contact us at 408-588-0200 if we can be of further assistance in this matter, or if you have any questions regarding this data report.

Sincerely,

SGS Accutest Inc.

SGS ACCUTEST IS PART OF SGS, THE WORLD'S LEADING INSPECTION, VERIFICATION, TESTING AND CERTIFICATION COMPANY.

SGS Accutest Northern California 2105 Lundy Avenue San Jose, CA 95131, USA t +1 (0)408 588 0200 www.sgs.com

Member of the SGS Group (SGS SA)

# Table of Contents

-1-

<b>Section 1: Sample Summary</b> .....	<b>4</b>
<b>Section 2: Summary of Hits</b> .....	<b>6</b>
<b>Section 3: Sample Results</b> .....	<b>8</b>
<b>3.1:</b> C46446-1: B30-2' .....	9
<b>3.2:</b> C46446-1R: B30-2' .....	14
<b>3.3:</b> C46446-2: B30-4' .....	15
<b>3.4:</b> C46446-2R: B30-4' .....	20
<b>3.5:</b> C46446-3: B30-5' .....	21
<b>3.6:</b> C46446-3R: B30-5' .....	26
<b>3.7:</b> C46446-4: B30-10' .....	27
<b>3.8:</b> C46446-4R: B30-10' .....	32
<b>3.9:</b> C46446-5: B30-15' .....	33
<b>3.10:</b> C46446-5R: B30-15' .....	38
<b>3.11:</b> C46446-8: B31-2' .....	39
<b>3.12:</b> C46446-8R: B31-2' .....	44
<b>3.13:</b> C46446-9: B31-4' .....	45
<b>3.14:</b> C46446-9R: B31-4' .....	50
<b>Section 4: Misc. Forms</b> .....	<b>51</b>
<b>4.1:</b> Chain of Custody .....	52
<b>Section 5: GC/MS Volatiles - QC Data Summaries</b> .....	<b>55</b>
<b>5.1:</b> Method Blank Summary .....	56
<b>5.2:</b> Blank Spike/Blank Spike Duplicate Summary .....	62
<b>5.3:</b> Laboratory Control Sample Summary .....	68
<b>5.4:</b> Matrix Spike/Matrix Spike Duplicate Summary .....	70
<b>Section 6: GC/MS Volatiles - Raw Data</b> .....	<b>76</b>
<b>6.1:</b> Samples .....	77
<b>6.2:</b> Method Blanks .....	175
<b>Section 7: GC Semi-volatiles - QC Data Summaries</b> .....	<b>189</b>
<b>7.1:</b> Method Blank Summary .....	190
<b>7.2:</b> Blank Spike/Blank Spike Duplicate Summary .....	191
<b>7.3:</b> Matrix Spike/Matrix Spike Duplicate Summary .....	192
<b>Section 8: GC Semi-volatiles - Raw Data</b> .....	<b>193</b>
<b>8.1:</b> Samples .....	194
<b>8.2:</b> Method Blanks .....	208
<b>Section 9: Metals Analysis - QC Data Summaries</b> .....	<b>210</b>
<b>9.1:</b> Prep QC MP11596: Pb .....	211





## Sample Summary

ATC Group Services

**Job No:** C46446

Premier Hyundai 2820 Broadway Oakland

Sample Number	Collected		Received	Matrix		Client Sample ID
	Date	Time By		Code	Type	
C46446-1	07/08/16	09:40	07/08/16	SO	Soil	B30-2'
C46446-1R	07/08/16	09:40	07/08/16	SO	Soil	B30-2'
C46446-2	07/08/16	09:45	07/08/16	SO	Soil	B30-4'
C46446-2R	07/08/16	09:45	07/08/16	SO	Soil	B30-4'
C46446-3	07/08/16	09:50	07/08/16	SO	Soil	B30-5'
C46446-3R	07/08/16	09:50	07/08/16	SO	Soil	B30-5'
C46446-4	07/08/16	10:00	07/08/16	SO	Soil	B30-10'
C46446-4R	07/08/16	10:00	07/08/16	SO	Soil	B30-10'
C46446-5	07/08/16	10:05	07/08/16	SO	Soil	B30-15'
C46446-5R	07/08/16	10:05	07/08/16	SO	Soil	B30-15'
C46446-8	07/08/16	11:35	07/08/16	SO	Soil	B31-2'
C46446-8R	07/08/16	11:35	07/08/16	SO	Soil	B31-2'
C46446-9	07/08/16	11:40	07/08/16	SO	Soil	B31-4'

Soil samples reported on a dry weight basis unless otherwise indicated on result page.



### Sample Summary (continued)

ATC Group Services

**Job No:** C46446

Premier Hyundai 2820 Broadway Oakland

Sample Number	Collected		Matrix			Client Sample ID
	Date	Time By	Received	Code	Type	
C46446-9R	07/08/16	11:40	07/08/16	SO	Soil	B31-4'

---

Soil samples reported on a dry weight basis unless otherwise indicated on result page.

## Summary of Hits

**Job Number:** C46446  
**Account:** ATC Group Services  
**Project:** Premier Hyundai 2820 Broadway Oakland  
**Collected:** 07/08/16

Lab Sample ID	Client Sample ID	Result/ Qual	RL	MDL	Units	Method
---------------	------------------	-----------------	----	-----	-------	--------

### C46446-1 B30-2'

TPH (C10-C28)	89.8	66		mg/kg	SW846 8015B M
TPH (> C28-C40)	221	66		mg/kg	SW846 8015B M
Lead	87.1	1.9		mg/kg	SW846 6010B

### C46446-1R B30-2'

No hits reported in this sample.

### C46446-2 B30-4'

TPH (C10-C28)	4.16	3.3		mg/kg	SW846 8015B M
TPH (> C28-C40)	9.40	3.3		mg/kg	SW846 8015B M
Lead	12.4	1.9		mg/kg	SW846 6010B

### C46446-2R B30-4'

No hits reported in this sample.

### C46446-3 B30-5'

TPH (C10-C28)	23.9	13		mg/kg	SW846 8015B M
TPH (> C28-C40)	67.5	13		mg/kg	SW846 8015B M
Lead	26.9	1.8		mg/kg	SW846 6010B

### C46446-3R B30-5'

No hits reported in this sample.

### C46446-4 B30-10'

TPH (C10-C28)	3.89	3.3		mg/kg	SW846 8015B M
TPH (> C28-C40)	3.98	3.3		mg/kg	SW846 8015B M
Lead	6.5	1.9		mg/kg	SW846 6010B

### C46446-4R B30-10'

TPH-GRO (C6-C10)	13000	4500		ug/kg	SW846 8260B
------------------	-------	------	--	-------	-------------

### C46446-5 B30-15'

sec-Butylbenzene	642	210		ug/kg	SW846 8260B
Isopropylbenzene	264	210		ug/kg	SW846 8260B
Naphthalene	244	210		ug/kg	SW846 8260B

## Summary of Hits

**Job Number:** C46446  
**Account:** ATC Group Services  
**Project:** Premier Hyundai 2820 Broadway Oakland  
**Collected:** 07/08/16

Lab Sample ID	Client Sample ID	Result/ Qual	RL	MDL	Units	Method
---------------	------------------	-----------------	----	-----	-------	--------

TPH (C10-C28)		363	33		mg/kg	SW846 8015B M
TPH (> C28-C40)		149	33		mg/kg	SW846 8015B M
Lead		7.6	1.8		mg/kg	SW846 6010B

**C46446-5R B30-15'**

TPH-GRO (C6-C10)		61800	4200		ug/kg	SW846 8260B
------------------	--	-------	------	--	-------	-------------

**C46446-8 B31-2'**

TPH (C10-C28)		80.8	66		mg/kg	SW846 8015B M
TPH (> C28-C40)		231	66		mg/kg	SW846 8015B M
Lead		580	1.9		mg/kg	SW846 6010B

**C46446-8R B31-2'**

No hits reported in this sample.

**C46446-9 B31-4'**

TPH (> C28-C40)		3.67	3.3		mg/kg	SW846 8015B M
Lead		4.3	1.9		mg/kg	SW846 6010B

**C46446-9R B31-4'**

No hits reported in this sample.

Sample Results

---

Report of Analysis

---

SGS Accutest

## Report of Analysis

Page 1 of 3

<b>Client Sample ID:</b> B30-2'	<b>Date Sampled:</b> 07/08/16
<b>Lab Sample ID:</b> C46446-1	<b>Date Received:</b> 07/08/16
<b>Matrix:</b> SO - Soil	<b>Percent Solids:</b> n/a <sup>a</sup>
<b>Method:</b> SW846 8260B	
<b>Project:</b> Premier Hyundai 2820 Broadway Oakland	

Run #1	File ID	DF	Analyzed	By	Prep Date	Prep Batch	Analytical Batch
Run #1	M61839.D	1	07/13/16	JT	n/a	n/a	VM1859
Run #2							

Run #1	Initial Weight
Run #1	5.04 g
Run #2	

## VOA 8260 List

CAS No.	Compound	Result	RL	Units	Q
67-64-1	Acetone	ND	40	ug/kg	
71-43-2	Benzene	ND	5.0	ug/kg	
108-86-1	Bromobenzene	ND	5.0	ug/kg	
74-97-5	Bromochloromethane	ND	5.0	ug/kg	
75-27-4	Bromodichloromethane	ND	5.0	ug/kg	
75-25-2	Bromoform	ND	5.0	ug/kg	
104-51-8	n-Butylbenzene	ND	5.0	ug/kg	
135-98-8	sec-Butylbenzene	ND	5.0	ug/kg	
98-06-6	tert-Butylbenzene	ND	5.0	ug/kg	
108-90-7	Chlorobenzene	ND	5.0	ug/kg	
75-00-3	Chloroethane	ND	5.0	ug/kg	
67-66-3	Chloroform	ND	5.0	ug/kg	
95-49-8	o-Chlorotoluene	ND	5.0	ug/kg	
106-43-4	p-Chlorotoluene	ND	5.0	ug/kg	
56-23-5	Carbon tetrachloride	ND	5.0	ug/kg	
75-34-3	1,1-Dichloroethane	ND	5.0	ug/kg	
75-35-4	1,1-Dichloroethylene	ND	5.0	ug/kg	
563-58-6	1,1-Dichloropropene	ND	5.0	ug/kg	
96-12-8	1,2-Dibromo-3-chloropropane	ND	5.0	ug/kg	
106-93-4	1,2-Dibromoethane	ND	5.0	ug/kg	
107-06-2	1,2-Dichloroethane	ND	5.0	ug/kg	
78-87-5	1,2-Dichloropropane	ND	5.0	ug/kg	
142-28-9	1,3-Dichloropropane	ND	5.0	ug/kg	
108-20-3	Di-Isopropyl ether	ND	5.0	ug/kg	
594-20-7	2,2-Dichloropropane	ND	5.0	ug/kg	
124-48-1	Dibromochloromethane	ND	5.0	ug/kg	
75-71-8	Dichlorodifluoromethane	ND	5.0	ug/kg	
156-59-2	cis-1,2-Dichloroethylene	ND	5.0	ug/kg	
10061-01-5	cis-1,3-Dichloropropene	ND	5.0	ug/kg	
541-73-1	m-Dichlorobenzene	ND	5.0	ug/kg	
95-50-1	o-Dichlorobenzene	ND	5.0	ug/kg	
106-46-7	p-Dichlorobenzene	ND	5.0	ug/kg	

ND = Not detected

RL = Reporting Limit

E = Indicates value exceeds calibration range

J = Indicates an estimated value

B = Indicates analyte found in associated method blank

N = Indicates presumptive evidence of a compound

## Report of Analysis

<b>Client Sample ID:</b>	B30-2'	<b>Date Sampled:</b>	07/08/16
<b>Lab Sample ID:</b>	C46446-1	<b>Date Received:</b>	07/08/16
<b>Matrix:</b>	SO - Soil	<b>Percent Solids:</b>	n/a <sup>a</sup>
<b>Method:</b>	SW846 8260B		
<b>Project:</b>	Premier Hyundai 2820 Broadway Oakland		

## VOA 8260 List

CAS No.	Compound	Result	RL	Units	Q
156-60-5	trans-1,2-Dichloroethylene	ND	5.0	ug/kg	
10061-02-6	trans-1,3-Dichloropropene	ND	5.0	ug/kg	
100-41-4	Ethylbenzene	ND	5.0	ug/kg	
637-92-3	Ethyl tert-Butyl Ether	ND	5.0	ug/kg	
591-78-6	2-Hexanone	ND	20	ug/kg	
87-68-3	Hexachlorobutadiene	ND	5.0	ug/kg	
98-82-8	Isopropylbenzene	ND	5.0	ug/kg	
99-87-6	p-Isopropyltoluene	ND	5.0	ug/kg	
108-10-1	4-Methyl-2-pentanone	ND	20	ug/kg	
74-83-9	Methyl bromide	ND	5.0	ug/kg	
74-87-3	Methyl chloride	ND	5.0	ug/kg	
74-95-3	Methylene bromide	ND	5.0	ug/kg	
75-09-2	Methylene chloride	ND	20	ug/kg	
78-93-3	Methyl ethyl ketone	ND	20	ug/kg	
1634-04-4	Methyl Tert Butyl Ether	ND	5.0	ug/kg	
91-20-3	Naphthalene	ND	5.0	ug/kg	
103-65-1	n-Propylbenzene	ND	5.0	ug/kg	
100-42-5	Styrene	ND	5.0	ug/kg	
994-05-8	Tert-Amyl Methyl Ether	ND	5.0	ug/kg	
75-65-0	Tert Butyl Alcohol	ND	40	ug/kg	
630-20-6	1,1,1,2-Tetrachloroethane	ND	5.0	ug/kg	
71-55-6	1,1,1-Trichloroethane	ND	5.0	ug/kg	
79-34-5	1,1,2,2-Tetrachloroethane	ND	5.0	ug/kg	
79-00-5	1,1,2-Trichloroethane	ND	5.0	ug/kg	
87-61-6	1,2,3-Trichlorobenzene	ND	5.0	ug/kg	
96-18-4	1,2,3-Trichloropropane	ND	5.0	ug/kg	
120-82-1	1,2,4-Trichlorobenzene	ND	5.0	ug/kg	
95-63-6	1,2,4-Trimethylbenzene	ND	5.0	ug/kg	
108-67-8	1,3,5-Trimethylbenzene	ND	5.0	ug/kg	
127-18-4	Tetrachloroethylene	ND	5.0	ug/kg	
108-88-3	Toluene	ND	5.0	ug/kg	
79-01-6	Trichloroethylene	ND	5.0	ug/kg	
75-69-4	Trichlorofluoromethane	ND	5.0	ug/kg	
75-01-4	Vinyl chloride	ND	5.0	ug/kg	
1330-20-7	Xylene (total)	ND	9.9	ug/kg	

CAS No.	Surrogate Recoveries	Run# 1	Run# 2	Limits
1868-53-7	Dibromofluoromethane	102%		72-140%
2037-26-5	Toluene-D8	95%		87-113%

ND = Not detected

RL = Reporting Limit

E = Indicates value exceeds calibration range

J = Indicates an estimated value

B = Indicates analyte found in associated method blank

N = Indicates presumptive evidence of a compound

## Report of Analysis

<b>Client Sample ID:</b> B30-2'	
<b>Lab Sample ID:</b> C46446-1	<b>Date Sampled:</b> 07/08/16
<b>Matrix:</b> SO - Soil	<b>Date Received:</b> 07/08/16
<b>Method:</b> SW846 8260B	<b>Percent Solids:</b> n/a <sup>a</sup>
<b>Project:</b> Premier Hyundai 2820 Broadway Oakland	

### VOA 8260 List

CAS No.	Surrogate Recoveries	Run# 1	Run# 2	Limits
460-00-4	4-Bromofluorobenzene	104%		81-115%

(a) All results reported on a wet weight basis.

ND = Not detected  
 RL = Reporting Limit  
 E = Indicates value exceeds calibration range

J = Indicates an estimated value  
 B = Indicates analyte found in associated method blank  
 N = Indicates presumptive evidence of a compound



SGS Accutest

## Report of Analysis

Page 1 of 1

<b>Client Sample ID:</b> B30-2'		<b>Date Sampled:</b> 07/08/16
<b>Lab Sample ID:</b> C46446-1		<b>Date Received:</b> 07/08/16
<b>Matrix:</b> SO - Soil		<b>Percent Solids:</b> n/a <sup>a</sup>
<b>Method:</b> SW846 8015B M SW846 3550B		
<b>Project:</b> Premier Hyundai 2820 Broadway Oakland		

	File ID	DF	Analyzed	By	Prep Date	Prep Batch	Analytical Batch
Run #1	BB5273.D	20	07/12/16	NN	07/11/16	OP14620	GBB172
Run #2							

	Initial Weight	Final Volume
Run #1	30.3 g	1.0 ml
Run #2		

## TPH Extractable

CAS No.	Compound	Result	RL	Units	Q
	TPH (C10-C28)	89.8	66	mg/kg	
	TPH (> C28-C40)	221	66	mg/kg	
CAS No.	Surrogate Recoveries	Run# 1	Run# 2	Limits	
630-01-3	Hexacosane	73%		38-146%	

(a) All results reported on a wet weight basis.

ND = Not detected  
 RL = Reporting Limit  
 E = Indicates value exceeds calibration range

J = Indicates an estimated value  
 B = Indicates analyte found in associated method blank  
 N = Indicates presumptive evidence of a compound

## Report of Analysis

<b>Client Sample ID:</b> B30-2'	
<b>Lab Sample ID:</b> C46446-1	<b>Date Sampled:</b> 07/08/16
<b>Matrix:</b> SO - Soil	<b>Date Received:</b> 07/08/16
	<b>Percent Solids:</b> n/a <sup>a</sup>
<b>Project:</b> Premier Hyundai 2820 Broadway Oakland	

### Metals Analysis

Analyte	Result	RL	Units	DF	Prep	Analyzed By	Method	Prep Method
Lead	87.1	1.9	mg/kg	1	07/11/16	07/19/16 RS	SW846 6010B <sup>1</sup>	SW846 3050B <sup>2</sup>

(1) Instrument QC Batch: MA6017

(2) Prep QC Batch: MP11596

(a) All results reported on a wet weight basis.

---

RL = Reporting Limit

SGS Accutest

## Report of Analysis

Page 1 of 1

<b>Client Sample ID:</b> B30-2'	
<b>Lab Sample ID:</b> C46446-1R	<b>Date Sampled:</b> 07/08/16
<b>Matrix:</b> SO - Soil	<b>Date Received:</b> 07/08/16
<b>Method:</b> SW846 8260B	<b>Percent Solids:</b> n/a <sup>a</sup>
<b>Project:</b> Premier Hyundai 2820 Broadway Oakland	

Run #	File ID	DF	Analyzed	By	Prep Date	Prep Batch	Analytical Batch
Run #1	M61839.D	1	07/13/16	JT	n/a	n/a	VM1859
Run #2							

Run #	Initial Weight
Run #1	5.04 g
Run #2	

CAS No.	Compound	Result	RL	Units	Q
	TPH-GRO (C6-C10)	ND	99	ug/kg	
CAS No.	Surrogate Recoveries	Run# 1	Run# 2	Limits	
1868-53-7	Dibromofluoromethane	102%		72-140%	
2037-26-5	Toluene-D8	95%		87-113%	
460-00-4	4-Bromofluorobenzene	104%		81-115%	

(a) All results reported on a wet weight basis.

ND = Not detected  
 RL = Reporting Limit  
 E = Indicates value exceeds calibration range

J = Indicates an estimated value  
 B = Indicates analyte found in associated method blank  
 N = Indicates presumptive evidence of a compound

SGS Accutest

## Report of Analysis

Page 1 of 3

<b>Client Sample ID:</b> B30-4'		<b>Date Sampled:</b> 07/08/16
<b>Lab Sample ID:</b> C46446-2		<b>Date Received:</b> 07/08/16
<b>Matrix:</b> SO - Soil		<b>Percent Solids:</b> n/a <sup>a</sup>
<b>Method:</b> SW846 8260B		
<b>Project:</b> Premier Hyundai 2820 Broadway Oakland		

Run #1	File ID	DF	Analyzed	By	Prep Date	Prep Batch	Analytical Batch
Run #1	M61840.D	1	07/13/16	JT	n/a	n/a	VM1859
Run #2							

Run #1	Initial Weight
Run #1	5.17 g
Run #2	

## VOA 8260 List

CAS No.	Compound	Result	RL	Units	Q
67-64-1	Acetone	ND	39	ug/kg	
71-43-2	Benzene	ND	4.8	ug/kg	
108-86-1	Bromobenzene	ND	4.8	ug/kg	
74-97-5	Bromochloromethane	ND	4.8	ug/kg	
75-27-4	Bromodichloromethane	ND	4.8	ug/kg	
75-25-2	Bromoform	ND	4.8	ug/kg	
104-51-8	n-Butylbenzene	ND	4.8	ug/kg	
135-98-8	sec-Butylbenzene	ND	4.8	ug/kg	
98-06-6	tert-Butylbenzene	ND	4.8	ug/kg	
108-90-7	Chlorobenzene	ND	4.8	ug/kg	
75-00-3	Chloroethane	ND	4.8	ug/kg	
67-66-3	Chloroform	ND	4.8	ug/kg	
95-49-8	o-Chlorotoluene	ND	4.8	ug/kg	
106-43-4	p-Chlorotoluene	ND	4.8	ug/kg	
56-23-5	Carbon tetrachloride	ND	4.8	ug/kg	
75-34-3	1,1-Dichloroethane	ND	4.8	ug/kg	
75-35-4	1,1-Dichloroethylene	ND	4.8	ug/kg	
563-58-6	1,1-Dichloropropene	ND	4.8	ug/kg	
96-12-8	1,2-Dibromo-3-chloropropane	ND	4.8	ug/kg	
106-93-4	1,2-Dibromoethane	ND	4.8	ug/kg	
107-06-2	1,2-Dichloroethane	ND	4.8	ug/kg	
78-87-5	1,2-Dichloropropane	ND	4.8	ug/kg	
142-28-9	1,3-Dichloropropane	ND	4.8	ug/kg	
108-20-3	Di-Isopropyl ether	ND	4.8	ug/kg	
594-20-7	2,2-Dichloropropane	ND	4.8	ug/kg	
124-48-1	Dibromochloromethane	ND	4.8	ug/kg	
75-71-8	Dichlorodifluoromethane	ND	4.8	ug/kg	
156-59-2	cis-1,2-Dichloroethylene	ND	4.8	ug/kg	
10061-01-5	cis-1,3-Dichloropropene	ND	4.8	ug/kg	
541-73-1	m-Dichlorobenzene	ND	4.8	ug/kg	
95-50-1	o-Dichlorobenzene	ND	4.8	ug/kg	
106-46-7	p-Dichlorobenzene	ND	4.8	ug/kg	

ND = Not detected

RL = Reporting Limit

E = Indicates value exceeds calibration range

J = Indicates an estimated value

B = Indicates analyte found in associated method blank

N = Indicates presumptive evidence of a compound

## Report of Analysis

<b>Client Sample ID:</b>	B30-4'	<b>Date Sampled:</b>	07/08/16
<b>Lab Sample ID:</b>	C46446-2	<b>Date Received:</b>	07/08/16
<b>Matrix:</b>	SO - Soil	<b>Percent Solids:</b>	n/a <sup>a</sup>
<b>Method:</b>	SW846 8260B		
<b>Project:</b>	Premier Hyundai 2820 Broadway Oakland		

## VOA 8260 List

CAS No.	Compound	Result	RL	Units	Q
156-60-5	trans-1,2-Dichloroethylene	ND	4.8	ug/kg	
10061-02-6	trans-1,3-Dichloropropene	ND	4.8	ug/kg	
100-41-4	Ethylbenzene	ND	4.8	ug/kg	
637-92-3	Ethyl tert-Butyl Ether	ND	4.8	ug/kg	
591-78-6	2-Hexanone	ND	19	ug/kg	
87-68-3	Hexachlorobutadiene	ND	4.8	ug/kg	
98-82-8	Isopropylbenzene	ND	4.8	ug/kg	
99-87-6	p-Isopropyltoluene	ND	4.8	ug/kg	
108-10-1	4-Methyl-2-pentanone	ND	19	ug/kg	
74-83-9	Methyl bromide	ND	4.8	ug/kg	
74-87-3	Methyl chloride	ND	4.8	ug/kg	
74-95-3	Methylene bromide	ND	4.8	ug/kg	
75-09-2	Methylene chloride	ND	19	ug/kg	
78-93-3	Methyl ethyl ketone	ND	19	ug/kg	
1634-04-4	Methyl Tert Butyl Ether	ND	4.8	ug/kg	
91-20-3	Naphthalene	ND	4.8	ug/kg	
103-65-1	n-Propylbenzene	ND	4.8	ug/kg	
100-42-5	Styrene	ND	4.8	ug/kg	
994-05-8	Tert-Amyl Methyl Ether	ND	4.8	ug/kg	
75-65-0	Tert Butyl Alcohol	ND	39	ug/kg	
630-20-6	1,1,1,2-Tetrachloroethane	ND	4.8	ug/kg	
71-55-6	1,1,1-Trichloroethane	ND	4.8	ug/kg	
79-34-5	1,1,2,2-Tetrachloroethane	ND	4.8	ug/kg	
79-00-5	1,1,2-Trichloroethane	ND	4.8	ug/kg	
87-61-6	1,2,3-Trichlorobenzene	ND	4.8	ug/kg	
96-18-4	1,2,3-Trichloropropane	ND	4.8	ug/kg	
120-82-1	1,2,4-Trichlorobenzene	ND	4.8	ug/kg	
95-63-6	1,2,4-Trimethylbenzene	ND	4.8	ug/kg	
108-67-8	1,3,5-Trimethylbenzene	ND	4.8	ug/kg	
127-18-4	Tetrachloroethylene	ND	4.8	ug/kg	
108-88-3	Toluene	ND	4.8	ug/kg	
79-01-6	Trichloroethylene	ND	4.8	ug/kg	
75-69-4	Trichlorofluoromethane	ND	4.8	ug/kg	
75-01-4	Vinyl chloride	ND	4.8	ug/kg	
1330-20-7	Xylene (total)	ND	9.7	ug/kg	

CAS No.	Surrogate Recoveries	Run# 1	Run# 2	Limits
1868-53-7	Dibromofluoromethane	100%		72-140%
2037-26-5	Toluene-D8	95%		87-113%

ND = Not detected

RL = Reporting Limit

E = Indicates value exceeds calibration range

J = Indicates an estimated value

B = Indicates analyte found in associated method blank

N = Indicates presumptive evidence of a compound

## Report of Analysis

<b>Client Sample ID:</b> B30-4'	
<b>Lab Sample ID:</b> C46446-2	<b>Date Sampled:</b> 07/08/16
<b>Matrix:</b> SO - Soil	<b>Date Received:</b> 07/08/16
<b>Method:</b> SW846 8260B	<b>Percent Solids:</b> n/a <sup>a</sup>
<b>Project:</b> Premier Hyundai 2820 Broadway Oakland	

## VOA 8260 List

CAS No.	Surrogate Recoveries	Run# 1	Run# 2	Limits
460-00-4	4-Bromofluorobenzene	101%		81-115%

(a) All results reported on a wet weight basis.

ND = Not detected  
 RL = Reporting Limit  
 E = Indicates value exceeds calibration range

J = Indicates an estimated value  
 B = Indicates analyte found in associated method blank  
 N = Indicates presumptive evidence of a compound

## Report of Analysis

<b>Client Sample ID:</b> B30-4'		<b>Date Sampled:</b> 07/08/16
<b>Lab Sample ID:</b> C46446-2		<b>Date Received:</b> 07/08/16
<b>Matrix:</b> SO - Soil		<b>Percent Solids:</b> n/a <sup>a</sup>
<b>Method:</b> SW846 8015B M SW846 3550B		
<b>Project:</b> Premier Hyundai 2820 Broadway Oakland		

	File ID	DF	Analyzed	By	Prep Date	Prep Batch	Analytical Batch
Run #1	BB5298.D	1	07/12/16	FL	07/11/16	OP14620	GBB173
Run #2							

	Initial Weight	Final Volume
Run #1	30.2 g	1.0 ml
Run #2		

## TPH Extractable

CAS No.	Compound	Result	RL	Units	Q
	TPH (C10-C28)	4.16	3.3	mg/kg	
	TPH (> C28-C40)	9.40	3.3	mg/kg	
CAS No.	Surrogate Recoveries	Run# 1	Run# 2	Limits	
630-01-3	Hexacosane	70%		38-146%	

(a) All results reported on a wet weight basis.

ND = Not detected  
 RL = Reporting Limit  
 E = Indicates value exceeds calibration range

J = Indicates an estimated value  
 B = Indicates analyte found in associated method blank  
 N = Indicates presumptive evidence of a compound

## Report of Analysis

<b>Client Sample ID:</b> B30-4'		<b>Date Sampled:</b> 07/08/16
<b>Lab Sample ID:</b> C46446-2		<b>Date Received:</b> 07/08/16
<b>Matrix:</b> SO - Soil		<b>Percent Solids:</b> n/a <sup>a</sup>
<b>Project:</b> Premier Hyundai 2820 Broadway Oakland		

### Metals Analysis

Analyte	Result	RL	Units	DF	Prep	Analyzed By	Method	Prep Method
Lead	12.4	1.9	mg/kg	1	07/11/16	07/19/16 RS	SW846 6010B <sup>1</sup>	SW846 3050B <sup>2</sup>

(1) Instrument QC Batch: MA6017

(2) Prep QC Batch: MP11596

(a) All results reported on a wet weight basis.

---

RL = Reporting Limit



SGS Accutest

## Report of Analysis

Page 1 of 1

3.4  
3

<b>Client Sample ID:</b>	B30-4'	<b>Date Sampled:</b>	07/08/16
<b>Lab Sample ID:</b>	C46446-2R	<b>Date Received:</b>	07/08/16
<b>Matrix:</b>	SO - Soil	<b>Percent Solids:</b>	n/a <sup>a</sup>
<b>Method:</b>	SW846 8260B		
<b>Project:</b>	Premier Hyundai 2820 Broadway Oakland		

	File ID	DF	Analyzed	By	Prep Date	Prep Batch	Analytical Batch
Run #1	M61840.D	1	07/13/16	JT	n/a	n/a	VM1859
Run #2							

	Initial Weight
Run #1	5.17 g
Run #2	

CAS No.	Compound	Result	RL	Units	Q
	TPH-GRO (C6-C10)	ND	97	ug/kg	
CAS No.	Surrogate Recoveries	Run# 1	Run# 2	Limits	
1868-53-7	Dibromofluoromethane	100%		72-140%	
2037-26-5	Toluene-D8	95%		87-113%	
460-00-4	4-Bromofluorobenzene	101%		81-115%	

(a) All results reported on a wet weight basis.

ND = Not detected  
 RL = Reporting Limit  
 E = Indicates value exceeds calibration range

J = Indicates an estimated value  
 B = Indicates analyte found in associated method blank  
 N = Indicates presumptive evidence of a compound

SGS Accutest

## Report of Analysis

Page 1 of 3

<b>Client Sample ID:</b> B30-5'	<b>Date Sampled:</b> 07/08/16
<b>Lab Sample ID:</b> C46446-3	<b>Date Received:</b> 07/08/16
<b>Matrix:</b> SO - Soil	<b>Percent Solids:</b> n/a <sup>a</sup>
<b>Method:</b> SW846 8260B	
<b>Project:</b> Premier Hyundai 2820 Broadway Oakland	

Run #1	File ID	DF	Analyzed	By	Prep Date	Prep Batch	Analytical Batch
Run #1	M61838.D	1	07/13/16	JT	n/a	n/a	VM1859
Run #2							

Run #1	Initial Weight
Run #1	5.06 g
Run #2	

## VOA 8260 List

CAS No.	Compound	Result	RL	Units	Q
67-64-1	Acetone	ND	40	ug/kg	
71-43-2	Benzene	ND	4.9	ug/kg	
108-86-1	Bromobenzene	ND	4.9	ug/kg	
74-97-5	Bromochloromethane	ND	4.9	ug/kg	
75-27-4	Bromodichloromethane	ND	4.9	ug/kg	
75-25-2	Bromoform	ND	4.9	ug/kg	
104-51-8	n-Butylbenzene	ND	4.9	ug/kg	
135-98-8	sec-Butylbenzene	ND	4.9	ug/kg	
98-06-6	tert-Butylbenzene	ND	4.9	ug/kg	
108-90-7	Chlorobenzene	ND	4.9	ug/kg	
75-00-3	Chloroethane	ND	4.9	ug/kg	
67-66-3	Chloroform	ND	4.9	ug/kg	
95-49-8	o-Chlorotoluene	ND	4.9	ug/kg	
106-43-4	p-Chlorotoluene	ND	4.9	ug/kg	
56-23-5	Carbon tetrachloride	ND	4.9	ug/kg	
75-34-3	1,1-Dichloroethane	ND	4.9	ug/kg	
75-35-4	1,1-Dichloroethylene	ND	4.9	ug/kg	
563-58-6	1,1-Dichloropropene	ND	4.9	ug/kg	
96-12-8	1,2-Dibromo-3-chloropropane	ND	4.9	ug/kg	
106-93-4	1,2-Dibromoethane	ND	4.9	ug/kg	
107-06-2	1,2-Dichloroethane	ND	4.9	ug/kg	
78-87-5	1,2-Dichloropropane	ND	4.9	ug/kg	
142-28-9	1,3-Dichloropropane	ND	4.9	ug/kg	
108-20-3	Di-Isopropyl ether	ND	4.9	ug/kg	
594-20-7	2,2-Dichloropropane	ND	4.9	ug/kg	
124-48-1	Dibromochloromethane	ND	4.9	ug/kg	
75-71-8	Dichlorodifluoromethane	ND	4.9	ug/kg	
156-59-2	cis-1,2-Dichloroethylene	ND	4.9	ug/kg	
10061-01-5	cis-1,3-Dichloropropene	ND	4.9	ug/kg	
541-73-1	m-Dichlorobenzene	ND	4.9	ug/kg	
95-50-1	o-Dichlorobenzene	ND	4.9	ug/kg	
106-46-7	p-Dichlorobenzene	ND	4.9	ug/kg	

ND = Not detected

RL = Reporting Limit

E = Indicates value exceeds calibration range

J = Indicates an estimated value

B = Indicates analyte found in associated method blank

N = Indicates presumptive evidence of a compound

# Report of Analysis

<b>Client Sample ID:</b> B30-5'		<b>Date Sampled:</b> 07/08/16
<b>Lab Sample ID:</b> C46446-3		<b>Date Received:</b> 07/08/16
<b>Matrix:</b> SO - Soil		<b>Percent Solids:</b> n/a <sup>a</sup>
<b>Method:</b> SW846 8260B		
<b>Project:</b> Premier Hyundai 2820 Broadway Oakland		

**VOA 8260 List**

CAS No.	Compound	Result	RL	Units	Q
156-60-5	trans-1,2-Dichloroethylene	ND	4.9	ug/kg	
10061-02-6	trans-1,3-Dichloropropene	ND	4.9	ug/kg	
100-41-4	Ethylbenzene	ND	4.9	ug/kg	
637-92-3	Ethyl tert-Butyl Ether	ND	4.9	ug/kg	
591-78-6	2-Hexanone	ND	20	ug/kg	
87-68-3	Hexachlorobutadiene	ND	4.9	ug/kg	
98-82-8	Isopropylbenzene	ND	4.9	ug/kg	
99-87-6	p-Isopropyltoluene	ND	4.9	ug/kg	
108-10-1	4-Methyl-2-pentanone	ND	20	ug/kg	
74-83-9	Methyl bromide	ND	4.9	ug/kg	
74-87-3	Methyl chloride	ND	4.9	ug/kg	
74-95-3	Methylene bromide	ND	4.9	ug/kg	
75-09-2	Methylene chloride	ND	20	ug/kg	
78-93-3	Methyl ethyl ketone	ND	20	ug/kg	
1634-04-4	Methyl Tert Butyl Ether	ND	4.9	ug/kg	
91-20-3	Naphthalene	ND	4.9	ug/kg	
103-65-1	n-Propylbenzene	ND	4.9	ug/kg	
100-42-5	Styrene	ND	4.9	ug/kg	
994-05-8	Tert-Amyl Methyl Ether	ND	4.9	ug/kg	
75-65-0	Tert Butyl Alcohol	ND	40	ug/kg	
630-20-6	1,1,1,2-Tetrachloroethane	ND	4.9	ug/kg	
71-55-6	1,1,1-Trichloroethane	ND	4.9	ug/kg	
79-34-5	1,1,2,2-Tetrachloroethane	ND	4.9	ug/kg	
79-00-5	1,1,2-Trichloroethane	ND	4.9	ug/kg	
87-61-6	1,2,3-Trichlorobenzene	ND	4.9	ug/kg	
96-18-4	1,2,3-Trichloropropane	ND	4.9	ug/kg	
120-82-1	1,2,4-Trichlorobenzene	ND	4.9	ug/kg	
95-63-6	1,2,4-Trimethylbenzene	ND	4.9	ug/kg	
108-67-8	1,3,5-Trimethylbenzene	ND	4.9	ug/kg	
127-18-4	Tetrachloroethylene	ND	4.9	ug/kg	
108-88-3	Toluene	ND	4.9	ug/kg	
79-01-6	Trichloroethylene	ND	4.9	ug/kg	
75-69-4	Trichlorofluoromethane	ND	4.9	ug/kg	
75-01-4	Vinyl chloride	ND	4.9	ug/kg	
1330-20-7	Xylene (total)	ND	9.9	ug/kg	

CAS No.	Surrogate Recoveries	Run# 1	Run# 2	Limits
1868-53-7	Dibromofluoromethane	100%		72-140%
2037-26-5	Toluene-D8	94%		87-113%

ND = Not detected

RL = Reporting Limit

E = Indicates value exceeds calibration range

J = Indicates an estimated value

B = Indicates analyte found in associated method blank

N = Indicates presumptive evidence of a compound

## Report of Analysis

<b>Client Sample ID:</b> B30-5'	
<b>Lab Sample ID:</b> C46446-3	<b>Date Sampled:</b> 07/08/16
<b>Matrix:</b> SO - Soil	<b>Date Received:</b> 07/08/16
<b>Method:</b> SW846 8260B	<b>Percent Solids:</b> n/a <sup>a</sup>
<b>Project:</b> Premier Hyundai 2820 Broadway Oakland	

### VOA 8260 List

CAS No.	Surrogate Recoveries	Run# 1	Run# 2	Limits
460-00-4	4-Bromofluorobenzene	103%		81-115%

(a) All results reported on a wet weight basis.

ND = Not detected  
 RL = Reporting Limit  
 E = Indicates value exceeds calibration range

J = Indicates an estimated value  
 B = Indicates analyte found in associated method blank  
 N = Indicates presumptive evidence of a compound

## Report of Analysis

<b>Client Sample ID:</b> B30-5'		<b>Date Sampled:</b> 07/08/16
<b>Lab Sample ID:</b> C46446-3		<b>Date Received:</b> 07/08/16
<b>Matrix:</b> SO - Soil		<b>Percent Solids:</b> n/a <sup>a</sup>
<b>Method:</b> SW846 8015B M SW846 3550B		
<b>Project:</b> Premier Hyundai 2820 Broadway Oakland		

	File ID	DF	Analyzed	By	Prep Date	Prep Batch	Analytical Batch
Run #1	BB5300.D	4	07/12/16	FL	07/11/16	OP14620	GBB173
Run #2							

	Initial Weight	Final Volume
Run #1	30.4 g	1.0 ml
Run #2		

## TPH Extractable

CAS No.	Compound	Result	RL	Units	Q
	TPH (C10-C28)	23.9	13	mg/kg	
	TPH (> C28-C40)	67.5	13	mg/kg	

CAS No.	Surrogate Recoveries	Run# 1	Run# 2	Limits
630-01-3	Hexacosane	71%		38-146%

(a) All results reported on a wet weight basis.

ND = Not detected  
 RL = Reporting Limit  
 E = Indicates value exceeds calibration range

J = Indicates an estimated value  
 B = Indicates analyte found in associated method blank  
 N = Indicates presumptive evidence of a compound

## Report of Analysis

<b>Client Sample ID:</b> B30-5'	<b>Date Sampled:</b> 07/08/16
<b>Lab Sample ID:</b> C46446-3	<b>Date Received:</b> 07/08/16
<b>Matrix:</b> SO - Soil	<b>Percent Solids:</b> n/a <sup>a</sup>
<b>Project:</b> Premier Hyundai 2820 Broadway Oakland	

### Metals Analysis

Analyte	Result	RL	Units	DF	Prep	Analyzed By	Method	Prep Method
Lead	26.9	1.8	mg/kg	1	07/11/16	07/19/16 RS	SW846 6010B <sup>1</sup>	SW846 3050B <sup>2</sup>

(1) Instrument QC Batch: MA6017

(2) Prep QC Batch: MP11596

(a) All results reported on a wet weight basis.

---

RL = Reporting Limit

SGS Accutest

## Report of Analysis

Page 1 of 1

<b>Client Sample ID:</b> B30-5'		<b>Date Sampled:</b> 07/08/16
<b>Lab Sample ID:</b> C46446-3R		<b>Date Received:</b> 07/08/16
<b>Matrix:</b> SO - Soil		<b>Percent Solids:</b> n/a <sup>a</sup>
<b>Method:</b> SW846 8260B		
<b>Project:</b> Premier Hyundai 2820 Broadway Oakland		

	File ID	DF	Analyzed	By	Prep Date	Prep Batch	Analytical Batch
Run #1	M61838.D	1	07/13/16	JT	n/a	n/a	VM1859
Run #2							

	Initial Weight
Run #1	5.06 g
Run #2	

CAS No.	Compound	Result	RL	Units	Q
	TPH-GRO (C6-C10)	ND	99	ug/kg	
CAS No.	Surrogate Recoveries	Run# 1	Run# 2	Limits	
1868-53-7	Dibromofluoromethane	100%		72-140%	
2037-26-5	Toluene-D8	94%		87-113%	
460-00-4	4-Bromofluorobenzene	103%		81-115%	

(a) All results reported on a wet weight basis.

ND = Not detected  
 RL = Reporting Limit  
 E = Indicates value exceeds calibration range

J = Indicates an estimated value  
 B = Indicates analyte found in associated method blank  
 N = Indicates presumptive evidence of a compound

SGS Accutest

## Report of Analysis

Page 1 of 3

<b>Client Sample ID:</b> B30-10'	<b>Date Sampled:</b> 07/08/16
<b>Lab Sample ID:</b> C46446-4	<b>Date Received:</b> 07/08/16
<b>Matrix:</b> SO - Soil	<b>Percent Solids:</b> n/a <sup>a</sup>
<b>Method:</b> SW846 8260B	
<b>Project:</b> Premier Hyundai 2820 Broadway Oakland	

Run #1	File ID	DF	Analyzed	By	Prep Date	Prep Batch	Analytical Batch
Run #1	M61918.D	1	07/18/16	JT	n/a	n/a	VM1861
Run #2							

Run #1	Initial Weight	Final Volume	Methanol Aliquot
Run #1	5.59 g	5.0 ml	100 ul
Run #2			

## VOA 8260 List

CAS No.	Compound	Result	RL	Units	Q
67-64-1	Acetone	ND	1800	ug/kg	
71-43-2	Benzene	ND	220	ug/kg	
108-86-1	Bromobenzene	ND	220	ug/kg	
74-97-5	Bromochloromethane	ND	220	ug/kg	
75-27-4	Bromodichloromethane	ND	220	ug/kg	
75-25-2	Bromoform	ND	220	ug/kg	
104-51-8	n-Butylbenzene	ND	220	ug/kg	
135-98-8	sec-Butylbenzene	ND	220	ug/kg	
98-06-6	tert-Butylbenzene	ND	220	ug/kg	
108-90-7	Chlorobenzene	ND	220	ug/kg	
75-00-3	Chloroethane	ND	220	ug/kg	
67-66-3	Chloroform	ND	220	ug/kg	
95-49-8	o-Chlorotoluene	ND	220	ug/kg	
106-43-4	p-Chlorotoluene	ND	220	ug/kg	
56-23-5	Carbon tetrachloride	ND	220	ug/kg	
75-34-3	1,1-Dichloroethane	ND	220	ug/kg	
75-35-4	1,1-Dichloroethylene	ND	220	ug/kg	
563-58-6	1,1-Dichloropropene	ND	220	ug/kg	
96-12-8	1,2-Dibromo-3-chloropropane	ND	220	ug/kg	
106-93-4	1,2-Dibromoethane	ND	220	ug/kg	
107-06-2	1,2-Dichloroethane	ND	220	ug/kg	
78-87-5	1,2-Dichloropropane	ND	220	ug/kg	
142-28-9	1,3-Dichloropropane	ND	220	ug/kg	
108-20-3	Di-Isopropyl ether	ND	220	ug/kg	
594-20-7	2,2-Dichloropropane	ND	220	ug/kg	
124-48-1	Dibromochloromethane	ND	220	ug/kg	
75-71-8	Dichlorodifluoromethane	ND	220	ug/kg	
156-59-2	cis-1,2-Dichloroethylene	ND	220	ug/kg	
10061-01-5	cis-1,3-Dichloropropene	ND	220	ug/kg	
541-73-1	m-Dichlorobenzene	ND	220	ug/kg	
95-50-1	o-Dichlorobenzene	ND	220	ug/kg	
106-46-7	p-Dichlorobenzene	ND	220	ug/kg	

ND = Not detected

RL = Reporting Limit

E = Indicates value exceeds calibration range

J = Indicates an estimated value

B = Indicates analyte found in associated method blank

N = Indicates presumptive evidence of a compound



# Report of Analysis

<b>Client Sample ID:</b> B30-10'		<b>Date Sampled:</b> 07/08/16
<b>Lab Sample ID:</b> C46446-4		<b>Date Received:</b> 07/08/16
<b>Matrix:</b> SO - Soil		<b>Percent Solids:</b> n/a <sup>a</sup>
<b>Method:</b> SW846 8260B		
<b>Project:</b> Premier Hyundai 2820 Broadway Oakland		

## VOA 8260 List

CAS No.	Compound	Result	RL	Units	Q
156-60-5	trans-1,2-Dichloroethylene	ND	220	ug/kg	
10061-02-6	trans-1,3-Dichloropropene	ND	220	ug/kg	
100-41-4	Ethylbenzene	ND	220	ug/kg	
637-92-3	Ethyl tert-Butyl Ether	ND	220	ug/kg	
591-78-6	2-Hexanone	ND	890	ug/kg	
87-68-3	Hexachlorobutadiene	ND	220	ug/kg	
98-82-8	Isopropylbenzene	ND	220	ug/kg	
99-87-6	p-Isopropyltoluene	ND	220	ug/kg	
108-10-1	4-Methyl-2-pentanone	ND	890	ug/kg	
74-83-9	Methyl bromide	ND	220	ug/kg	
74-87-3	Methyl chloride	ND	220	ug/kg	
74-95-3	Methylene bromide	ND	220	ug/kg	
75-09-2	Methylene chloride	ND	890	ug/kg	
78-93-3	Methyl ethyl ketone	ND	890	ug/kg	
1634-04-4	Methyl Tert Butyl Ether	ND	220	ug/kg	
91-20-3	Naphthalene	ND	220	ug/kg	
103-65-1	n-Propylbenzene	ND	220	ug/kg	
100-42-5	Styrene	ND	220	ug/kg	
994-05-8	Tert-Amyl Methyl Ether	ND	220	ug/kg	
75-65-0	Tert Butyl Alcohol	ND	1800	ug/kg	
630-20-6	1,1,1,2-Tetrachloroethane	ND	220	ug/kg	
71-55-6	1,1,1-Trichloroethane	ND	220	ug/kg	
79-34-5	1,1,2,2-Tetrachloroethane	ND	220	ug/kg	
79-00-5	1,1,2-Trichloroethane	ND	220	ug/kg	
87-61-6	1,2,3-Trichlorobenzene	ND	220	ug/kg	
96-18-4	1,2,3-Trichloropropane	ND	220	ug/kg	
120-82-1	1,2,4-Trichlorobenzene	ND	220	ug/kg	
95-63-6	1,2,4-Trimethylbenzene	ND	220	ug/kg	
108-67-8	1,3,5-Trimethylbenzene	ND	220	ug/kg	
127-18-4	Tetrachloroethylene	ND	220	ug/kg	
108-88-3	Toluene	ND	220	ug/kg	
79-01-6	Trichloroethylene	ND	220	ug/kg	
75-69-4	Trichlorofluoromethane	ND	220	ug/kg	
75-01-4	Vinyl chloride	ND	220	ug/kg	
1330-20-7	Xylene (total)	ND	450	ug/kg	

CAS No.	Surrogate Recoveries	Run# 1	Run# 2	Limits
1868-53-7	Dibromofluoromethane	95%		72-140%
2037-26-5	Toluene-D8	97%		87-113%

ND = Not detected

RL = Reporting Limit

E = Indicates value exceeds calibration range

J = Indicates an estimated value

B = Indicates analyte found in associated method blank

N = Indicates presumptive evidence of a compound

## Report of Analysis

<b>Client Sample ID:</b> B30-10'	
<b>Lab Sample ID:</b> C46446-4	<b>Date Sampled:</b> 07/08/16
<b>Matrix:</b> SO - Soil	<b>Date Received:</b> 07/08/16
<b>Method:</b> SW846 8260B	<b>Percent Solids:</b> n/a <sup>a</sup>
<b>Project:</b> Premier Hyundai 2820 Broadway Oakland	

### VOA 8260 List

CAS No.	Surrogate Recoveries	Run# 1	Run# 2	Limits
460-00-4	4-Bromofluorobenzene	111%		81-115%

(a) All results reported on a wet weight basis.

ND = Not detected  
 RL = Reporting Limit  
 E = Indicates value exceeds calibration range

J = Indicates an estimated value  
 B = Indicates analyte found in associated method blank  
 N = Indicates presumptive evidence of a compound

SGS Accutest

## Report of Analysis

Page 1 of 1

<b>Client Sample ID:</b> B30-10'		<b>Date Sampled:</b> 07/08/16
<b>Lab Sample ID:</b> C46446-4		<b>Date Received:</b> 07/08/16
<b>Matrix:</b> SO - Soil		<b>Percent Solids:</b> n/a <sup>a</sup>
<b>Method:</b> SW846 8015B M SW846 3550B		
<b>Project:</b> Premier Hyundai 2820 Broadway Oakland		

	File ID	DF	Analyzed	By	Prep Date	Prep Batch	Analytical Batch
Run #1	BB5266.D	1	07/12/16	NN	07/11/16	OP14620	GBB172
Run #2							

	Initial Weight	Final Volume
Run #1	30.1 g	1.0 ml
Run #2		

## TPH Extractable

CAS No.	Compound	Result	RL	Units	Q
	TPH (C10-C28)	3.89	3.3	mg/kg	
	TPH (> C28-C40)	3.98	3.3	mg/kg	

CAS No.	Surrogate Recoveries	Run# 1	Run# 2	Limits
630-01-3	Hexacosane	68%		38-146%

(a) All results reported on a wet weight basis.

ND = Not detected  
 RL = Reporting Limit  
 E = Indicates value exceeds calibration range

J = Indicates an estimated value  
 B = Indicates analyte found in associated method blank  
 N = Indicates presumptive evidence of a compound

## Report of Analysis

<b>Client Sample ID:</b> B30-10'	<b>Date Sampled:</b> 07/08/16
<b>Lab Sample ID:</b> C46446-4	<b>Date Received:</b> 07/08/16
<b>Matrix:</b> SO - Soil	<b>Percent Solids:</b> n/a <sup>a</sup>
<b>Project:</b> Premier Hyundai 2820 Broadway Oakland	

### Metals Analysis

Analyte	Result	RL	Units	DF	Prep	Analyzed By	Method	Prep Method
Lead	6.5	1.9	mg/kg	1	07/11/16	07/19/16 RS	SW846 6010B <sup>1</sup>	SW846 3050B <sup>2</sup>

(1) Instrument QC Batch: MA6017

(2) Prep QC Batch: MP11596

(a) All results reported on a wet weight basis.

---

RL = Reporting Limit

SGS Accutest

## Report of Analysis

Page 1 of 1

<b>Client Sample ID:</b> B30-10'		<b>Date Sampled:</b> 07/08/16
<b>Lab Sample ID:</b> C46446-4R		<b>Date Received:</b> 07/08/16
<b>Matrix:</b> SO - Soil		<b>Percent Solids:</b> n/a <sup>a</sup>
<b>Method:</b> SW846 8260B		
<b>Project:</b> Premier Hyundai 2820 Broadway Oakland		

	File ID	DF	Analyzed	By	Prep Date	Prep Batch	Analytical Batch
Run #1	M61918.D	1	07/18/16	JT	n/a	n/a	VM1861
Run #2							

	Initial Weight	Final Volume	Methanol Aliquot
Run #1	5.59 g	5.0 ml	100 ul
Run #2			

CAS No.	Compound	Result	RL	Units	Q
	TPH-GRO (C6-C10)	13000	4500	ug/kg	
CAS No.	Surrogate Recoveries	Run# 1	Run# 2	Limits	
1868-53-7	Dibromofluoromethane	95%		72-140%	
2037-26-5	Toluene-D8	97%		87-113%	
460-00-4	4-Bromofluorobenzene	111%		81-115%	

(a) All results reported on a wet weight basis.

ND = Not detected  
 RL = Reporting Limit  
 E = Indicates value exceeds calibration range

J = Indicates an estimated value  
 B = Indicates analyte found in associated method blank  
 N = Indicates presumptive evidence of a compound

SGS Accutest

## Report of Analysis

Page 1 of 3

<b>Client Sample ID:</b> B30-15'	<b>Date Sampled:</b> 07/08/16
<b>Lab Sample ID:</b> C46446-5	<b>Date Received:</b> 07/08/16
<b>Matrix:</b> SO - Soil	<b>Percent Solids:</b> n/a <sup>a</sup>
<b>Method:</b> SW846 8260B	
<b>Project:</b> Premier Hyundai 2820 Broadway Oakland	

Run #1	File ID	DF	Analyzed	By	Prep Date	Prep Batch	Analytical Batch
Run #1	M61849.D	1	07/13/16	JT	n/a	n/a	VM1859
Run #2							

Run #1	Initial Weight	Final Volume	Methanol Aliquot
Run #1	5.92 g	5.0 ml	100 ul
Run #2			

## VOA 8260 List

CAS No.	Compound	Result	RL	Units	Q
67-64-1	Acetone	ND	1700	ug/kg	
71-43-2	Benzene	ND	210	ug/kg	
108-86-1	Bromobenzene	ND	210	ug/kg	
74-97-5	Bromochloromethane	ND	210	ug/kg	
75-27-4	Bromodichloromethane	ND	210	ug/kg	
75-25-2	Bromoform	ND	210	ug/kg	
104-51-8	n-Butylbenzene	ND	210	ug/kg	
135-98-8	sec-Butylbenzene	642	210	ug/kg	
98-06-6	tert-Butylbenzene	ND	210	ug/kg	
108-90-7	Chlorobenzene	ND	210	ug/kg	
75-00-3	Chloroethane	ND	210	ug/kg	
67-66-3	Chloroform	ND	210	ug/kg	
95-49-8	o-Chlorotoluene	ND	210	ug/kg	
106-43-4	p-Chlorotoluene	ND	210	ug/kg	
56-23-5	Carbon tetrachloride	ND	210	ug/kg	
75-34-3	1,1-Dichloroethane	ND	210	ug/kg	
75-35-4	1,1-Dichloroethylene	ND	210	ug/kg	
563-58-6	1,1-Dichloropropene	ND	210	ug/kg	
96-12-8	1,2-Dibromo-3-chloropropane	ND	210	ug/kg	
106-93-4	1,2-Dibromoethane	ND	210	ug/kg	
107-06-2	1,2-Dichloroethane	ND	210	ug/kg	
78-87-5	1,2-Dichloropropane	ND	210	ug/kg	
142-28-9	1,3-Dichloropropane	ND	210	ug/kg	
108-20-3	Di-Isopropyl ether	ND	210	ug/kg	
594-20-7	2,2-Dichloropropane	ND	210	ug/kg	
124-48-1	Dibromochloromethane	ND	210	ug/kg	
75-71-8	Dichlorodifluoromethane	ND	210	ug/kg	
156-59-2	cis-1,2-Dichloroethylene	ND	210	ug/kg	
10061-01-5	cis-1,3-Dichloropropene	ND	210	ug/kg	
541-73-1	m-Dichlorobenzene	ND	210	ug/kg	
95-50-1	o-Dichlorobenzene	ND	210	ug/kg	
106-46-7	p-Dichlorobenzene	ND	210	ug/kg	

ND = Not detected

RL = Reporting Limit

E = Indicates value exceeds calibration range

J = Indicates an estimated value

B = Indicates analyte found in associated method blank

N = Indicates presumptive evidence of a compound

# Report of Analysis

<b>Client Sample ID:</b> B30-15'		<b>Date Sampled:</b> 07/08/16
<b>Lab Sample ID:</b> C46446-5		<b>Date Received:</b> 07/08/16
<b>Matrix:</b> SO - Soil		<b>Percent Solids:</b> n/a <sup>a</sup>
<b>Method:</b> SW846 8260B		
<b>Project:</b> Premier Hyundai 2820 Broadway Oakland		

**VOA 8260 List**

CAS No.	Compound	Result	RL	Units	Q
156-60-5	trans-1,2-Dichloroethylene	ND	210	ug/kg	
10061-02-6	trans-1,3-Dichloropropene	ND	210	ug/kg	
100-41-4	Ethylbenzene	ND	210	ug/kg	
637-92-3	Ethyl tert-Butyl Ether	ND	210	ug/kg	
591-78-6	2-Hexanone	ND	840	ug/kg	
87-68-3	Hexachlorobutadiene	ND	210	ug/kg	
98-82-8	Isopropylbenzene	264	210	ug/kg	
99-87-6	p-Isopropyltoluene	ND	210	ug/kg	
108-10-1	4-Methyl-2-pentanone	ND	840	ug/kg	
74-83-9	Methyl bromide	ND	210	ug/kg	
74-87-3	Methyl chloride	ND	210	ug/kg	
74-95-3	Methylene bromide	ND	210	ug/kg	
75-09-2	Methylene chloride	ND	840	ug/kg	
78-93-3	Methyl ethyl ketone	ND	840	ug/kg	
1634-04-4	Methyl Tert Butyl Ether	ND	210	ug/kg	
91-20-3	Naphthalene	244	210	ug/kg	
103-65-1	n-Propylbenzene	ND	210	ug/kg	
100-42-5	Styrene	ND	210	ug/kg	
994-05-8	Tert-Amyl Methyl Ether	ND	210	ug/kg	
75-65-0	Tert Butyl Alcohol	ND	1700	ug/kg	
630-20-6	1,1,1,2-Tetrachloroethane	ND	210	ug/kg	
71-55-6	1,1,1-Trichloroethane	ND	210	ug/kg	
79-34-5	1,1,2,2-Tetrachloroethane	ND	210	ug/kg	
79-00-5	1,1,2-Trichloroethane	ND	210	ug/kg	
87-61-6	1,2,3-Trichlorobenzene	ND	210	ug/kg	
96-18-4	1,2,3-Trichloropropane	ND	210	ug/kg	
120-82-1	1,2,4-Trichlorobenzene	ND	210	ug/kg	
95-63-6	1,2,4-Trimethylbenzene	ND	210	ug/kg	
108-67-8	1,3,5-Trimethylbenzene	ND	210	ug/kg	
127-18-4	Tetrachloroethylene	ND	210	ug/kg	
108-88-3	Toluene	ND	210	ug/kg	
79-01-6	Trichloroethylene	ND	210	ug/kg	
75-69-4	Trichlorofluoromethane	ND	210	ug/kg	
75-01-4	Vinyl chloride	ND	210	ug/kg	
1330-20-7	Xylene (total)	ND	420	ug/kg	

CAS No.	Surrogate Recoveries	Run# 1	Run# 2	Limits
1868-53-7	Dibromofluoromethane	87%		72-140%
2037-26-5	Toluene-D8	98%		87-113%

ND = Not detected

RL = Reporting Limit

E = Indicates value exceeds calibration range

J = Indicates an estimated value

B = Indicates analyte found in associated method blank

N = Indicates presumptive evidence of a compound

## Report of Analysis

<b>Client Sample ID:</b> B30-15'	
<b>Lab Sample ID:</b> C46446-5	<b>Date Sampled:</b> 07/08/16
<b>Matrix:</b> SO - Soil	<b>Date Received:</b> 07/08/16
<b>Method:</b> SW846 8260B	<b>Percent Solids:</b> n/a <sup>a</sup>
<b>Project:</b> Premier Hyundai 2820 Broadway Oakland	

### VOA 8260 List

CAS No.	Surrogate Recoveries	Run# 1	Run# 2	Limits
460-00-4	4-Bromofluorobenzene	111%		81-115%

(a) All results reported on a wet weight basis.

ND = Not detected  
 RL = Reporting Limit  
 E = Indicates value exceeds calibration range

J = Indicates an estimated value  
 B = Indicates analyte found in associated method blank  
 N = Indicates presumptive evidence of a compound



SGS Accutest

## Report of Analysis

Page 1 of 1

<b>Client Sample ID:</b> B30-15'		<b>Date Sampled:</b> 07/08/16
<b>Lab Sample ID:</b> C46446-5		<b>Date Received:</b> 07/08/16
<b>Matrix:</b> SO - Soil		<b>Percent Solids:</b> n/a <sup>a</sup>
<b>Method:</b> SW846 8015B M SW846 3550B		
<b>Project:</b> Premier Hyundai 2820 Broadway Oakland		

	File ID	DF	Analyzed	By	Prep Date	Prep Batch	Analytical Batch
Run #1	BB5267.D	10	07/12/16	NN	07/11/16	OP14620	GBB172
Run #2							

	Initial Weight	Final Volume
Run #1	30.3 g	1.0 ml
Run #2		

## TPH Extractable

CAS No.	Compound	Result	RL	Units	Q
	TPH (C10-C28)	363	33	mg/kg	
	TPH (> C28-C40)	149	33	mg/kg	
CAS No.	Surrogate Recoveries	Run# 1	Run# 2	Limits	
630-01-3	Hexacosane	66%		38-146%	

(a) All results reported on a wet weight basis.

ND = Not detected  
 RL = Reporting Limit  
 E = Indicates value exceeds calibration range

J = Indicates an estimated value  
 B = Indicates analyte found in associated method blank  
 N = Indicates presumptive evidence of a compound

## Report of Analysis

<b>Client Sample ID:</b> B30-15'	<b>Date Sampled:</b> 07/08/16
<b>Lab Sample ID:</b> C46446-5	<b>Date Received:</b> 07/08/16
<b>Matrix:</b> SO - Soil	<b>Percent Solids:</b> n/a <sup>a</sup>
<b>Project:</b> Premier Hyundai 2820 Broadway Oakland	

### Metals Analysis

Analyte	Result	RL	Units	DF	Prep	Analyzed By	Method	Prep Method
Lead	7.6	1.8	mg/kg	1	07/11/16	07/19/16 RS	SW846 6010B <sup>1</sup>	SW846 3050B <sup>2</sup>

(1) Instrument QC Batch: MA6017

(2) Prep QC Batch: MP11596

(a) All results reported on a wet weight basis.

---

RL = Reporting Limit

SGS Accutest

## Report of Analysis

Page 1 of 1

3.10  
3

<b>Client Sample ID:</b> B30-15'	<b>Date Sampled:</b> 07/08/16
<b>Lab Sample ID:</b> C46446-5R	<b>Date Received:</b> 07/08/16
<b>Matrix:</b> SO - Soil	<b>Percent Solids:</b> n/a <sup>a</sup>
<b>Method:</b> SW846 8260B	
<b>Project:</b> Premier Hyundai 2820 Broadway Oakland	

	File ID	DF	Analyzed	By	Prep Date	Prep Batch	Analytical Batch
Run #1	M61849.D	1	07/13/16	JT	n/a	n/a	VM1859
Run #2							

	Initial Weight	Final Volume	Methanol Aliquot
Run #1	5.92 g	5.0 ml	100 ul
Run #2			

CAS No.	Compound	Result	RL	Units	Q
	TPH-GRO (C6-C10)	61800	4200	ug/kg	
CAS No.	Surrogate Recoveries	Run# 1	Run# 2	Limits	
1868-53-7	Dibromofluoromethane	87%		72-140%	
2037-26-5	Toluene-D8	98%		87-113%	
460-00-4	4-Bromofluorobenzene	111%		81-115%	

(a) All results reported on a wet weight basis.

ND = Not detected  
 RL = Reporting Limit  
 E = Indicates value exceeds calibration range

J = Indicates an estimated value  
 B = Indicates analyte found in associated method blank  
 N = Indicates presumptive evidence of a compound

SGS Accutest

## Report of Analysis

Page 1 of 3

3.11

3

<b>Client Sample ID:</b> B31-2'		<b>Date Sampled:</b> 07/08/16
<b>Lab Sample ID:</b> C46446-8		<b>Date Received:</b> 07/08/16
<b>Matrix:</b> SO - Soil		<b>Percent Solids:</b> n/a <sup>a</sup>
<b>Method:</b> SW846 8260B		
<b>Project:</b> Premier Hyundai 2820 Broadway Oakland		

Run #1	File ID	DF	Analyzed	By	Prep Date	Prep Batch	Analytical Batch
Run #1	M61841.D	1	07/13/16	JT	n/a	n/a	VM1859
Run #2							

Run #1	Initial Weight
Run #1	5.25 g
Run #2	

## VOA 8260 List

CAS No.	Compound	Result	RL	Units	Q
67-64-1	Acetone	ND	38	ug/kg	
71-43-2	Benzene	ND	4.8	ug/kg	
108-86-1	Bromobenzene	ND	4.8	ug/kg	
74-97-5	Bromochloromethane	ND	4.8	ug/kg	
75-27-4	Bromodichloromethane	ND	4.8	ug/kg	
75-25-2	Bromoform	ND	4.8	ug/kg	
104-51-8	n-Butylbenzene	ND	4.8	ug/kg	
135-98-8	sec-Butylbenzene	ND	4.8	ug/kg	
98-06-6	tert-Butylbenzene	ND	4.8	ug/kg	
108-90-7	Chlorobenzene	ND	4.8	ug/kg	
75-00-3	Chloroethane	ND	4.8	ug/kg	
67-66-3	Chloroform	ND	4.8	ug/kg	
95-49-8	o-Chlorotoluene	ND	4.8	ug/kg	
106-43-4	p-Chlorotoluene	ND	4.8	ug/kg	
56-23-5	Carbon tetrachloride	ND	4.8	ug/kg	
75-34-3	1,1-Dichloroethane	ND	4.8	ug/kg	
75-35-4	1,1-Dichloroethylene	ND	4.8	ug/kg	
563-58-6	1,1-Dichloropropene	ND	4.8	ug/kg	
96-12-8	1,2-Dibromo-3-chloropropane	ND	4.8	ug/kg	
106-93-4	1,2-Dibromoethane	ND	4.8	ug/kg	
107-06-2	1,2-Dichloroethane	ND	4.8	ug/kg	
78-87-5	1,2-Dichloropropane	ND	4.8	ug/kg	
142-28-9	1,3-Dichloropropane	ND	4.8	ug/kg	
108-20-3	Di-Isopropyl ether	ND	4.8	ug/kg	
594-20-7	2,2-Dichloropropane	ND	4.8	ug/kg	
124-48-1	Dibromochloromethane	ND	4.8	ug/kg	
75-71-8	Dichlorodifluoromethane	ND	4.8	ug/kg	
156-59-2	cis-1,2-Dichloroethylene	ND	4.8	ug/kg	
10061-01-5	cis-1,3-Dichloropropene	ND	4.8	ug/kg	
541-73-1	m-Dichlorobenzene	ND	4.8	ug/kg	
95-50-1	o-Dichlorobenzene	ND	4.8	ug/kg	
106-46-7	p-Dichlorobenzene	ND	4.8	ug/kg	

ND = Not detected

RL = Reporting Limit

E = Indicates value exceeds calibration range

J = Indicates an estimated value

B = Indicates analyte found in associated method blank

N = Indicates presumptive evidence of a compound

## Report of Analysis

<b>Client Sample ID:</b>	B31-2'	<b>Date Sampled:</b>	07/08/16
<b>Lab Sample ID:</b>	C46446-8	<b>Date Received:</b>	07/08/16
<b>Matrix:</b>	SO - Soil	<b>Percent Solids:</b>	n/a <sup>a</sup>
<b>Method:</b>	SW846 8260B		
<b>Project:</b>	Premier Hyundai 2820 Broadway Oakland		

## VOA 8260 List

CAS No.	Compound	Result	RL	Units	Q
156-60-5	trans-1,2-Dichloroethylene	ND	4.8	ug/kg	
10061-02-6	trans-1,3-Dichloropropene	ND	4.8	ug/kg	
100-41-4	Ethylbenzene	ND	4.8	ug/kg	
637-92-3	Ethyl tert-Butyl Ether	ND	4.8	ug/kg	
591-78-6	2-Hexanone	ND	19	ug/kg	
87-68-3	Hexachlorobutadiene	ND	4.8	ug/kg	
98-82-8	Isopropylbenzene	ND	4.8	ug/kg	
99-87-6	p-Isopropyltoluene	ND	4.8	ug/kg	
108-10-1	4-Methyl-2-pentanone	ND	19	ug/kg	
74-83-9	Methyl bromide	ND	4.8	ug/kg	
74-87-3	Methyl chloride	ND	4.8	ug/kg	
74-95-3	Methylene bromide	ND	4.8	ug/kg	
75-09-2	Methylene chloride	ND	19	ug/kg	
78-93-3	Methyl ethyl ketone	ND	19	ug/kg	
1634-04-4	Methyl Tert Butyl Ether	ND	4.8	ug/kg	
91-20-3	Naphthalene	ND	4.8	ug/kg	
103-65-1	n-Propylbenzene	ND	4.8	ug/kg	
100-42-5	Styrene	ND	4.8	ug/kg	
994-05-8	Tert-Amyl Methyl Ether	ND	4.8	ug/kg	
75-65-0	Tert Butyl Alcohol	ND	38	ug/kg	
630-20-6	1,1,1,2-Tetrachloroethane	ND	4.8	ug/kg	
71-55-6	1,1,1-Trichloroethane	ND	4.8	ug/kg	
79-34-5	1,1,2,2-Tetrachloroethane	ND	4.8	ug/kg	
79-00-5	1,1,2-Trichloroethane	ND	4.8	ug/kg	
87-61-6	1,2,3-Trichlorobenzene	ND	4.8	ug/kg	
96-18-4	1,2,3-Trichloropropane	ND	4.8	ug/kg	
120-82-1	1,2,4-Trichlorobenzene	ND	4.8	ug/kg	
95-63-6	1,2,4-Trimethylbenzene	ND	4.8	ug/kg	
108-67-8	1,3,5-Trimethylbenzene	ND	4.8	ug/kg	
127-18-4	Tetrachloroethylene	ND	4.8	ug/kg	
108-88-3	Toluene	ND	4.8	ug/kg	
79-01-6	Trichloroethylene	ND	4.8	ug/kg	
75-69-4	Trichlorofluoromethane	ND	4.8	ug/kg	
75-01-4	Vinyl chloride	ND	4.8	ug/kg	
1330-20-7	Xylene (total)	ND	9.5	ug/kg	

CAS No.	Surrogate Recoveries	Run# 1	Run# 2	Limits
1868-53-7	Dibromofluoromethane	104%		72-140%
2037-26-5	Toluene-D8	95%		87-113%

ND = Not detected

RL = Reporting Limit

E = Indicates value exceeds calibration range

J = Indicates an estimated value

B = Indicates analyte found in associated method blank

N = Indicates presumptive evidence of a compound

## Report of Analysis

<b>Client Sample ID:</b> B31-2'	
<b>Lab Sample ID:</b> C46446-8	<b>Date Sampled:</b> 07/08/16
<b>Matrix:</b> SO - Soil	<b>Date Received:</b> 07/08/16
<b>Method:</b> SW846 8260B	<b>Percent Solids:</b> n/a <sup>a</sup>
<b>Project:</b> Premier Hyundai 2820 Broadway Oakland	

## VOA 8260 List

CAS No.	Surrogate Recoveries	Run# 1	Run# 2	Limits
460-00-4	4-Bromofluorobenzene	98%		81-115%

(a) All results reported on a wet weight basis.

ND = Not detected

RL = Reporting Limit

E = Indicates value exceeds calibration range

J = Indicates an estimated value

B = Indicates analyte found in associated method blank

N = Indicates presumptive evidence of a compound

## Report of Analysis

<b>Client Sample ID:</b> B31-2'		<b>Date Sampled:</b> 07/08/16
<b>Lab Sample ID:</b> C46446-8		<b>Date Received:</b> 07/08/16
<b>Matrix:</b> SO - Soil		<b>Percent Solids:</b> n/a <sup>a</sup>
<b>Method:</b> SW846 8015B M SW846 3550B		
<b>Project:</b> Premier Hyundai 2820 Broadway Oakland		

	File ID	DF	Analyzed	By	Prep Date	Prep Batch	Analytical Batch
Run #1	BB5275.D	20	07/12/16	NN	07/11/16	OP14620	GBB172
Run #2							

	Initial Weight	Final Volume
Run #1	30.1 g	1.0 ml
Run #2		

## TPH Extractable

CAS No.	Compound	Result	RL	Units	Q
	TPH (C10-C28)	80.8	66	mg/kg	
	TPH (> C28-C40)	231	66	mg/kg	
CAS No.	Surrogate Recoveries	Run# 1	Run# 2	Limits	
630-01-3	Hexacosane	68%		38-146%	

(a) All results reported on a wet weight basis.

ND = Not detected  
 RL = Reporting Limit  
 E = Indicates value exceeds calibration range

J = Indicates an estimated value  
 B = Indicates analyte found in associated method blank  
 N = Indicates presumptive evidence of a compound

# Report of Analysis

<b>Client Sample ID:</b> B31-2'	<b>Date Sampled:</b> 07/08/16
<b>Lab Sample ID:</b> C46446-8	<b>Date Received:</b> 07/08/16
<b>Matrix:</b> SO - Soil	<b>Percent Solids:</b> n/a <sup>a</sup>
<b>Project:</b> Premier Hyundai 2820 Broadway Oakland	

## Metals Analysis

Analyte	Result	RL	Units	DF	Prep	Analyzed By	Method	Prep Method
Lead	580	1.9	mg/kg	1	07/11/16	07/19/16 RS	SW846 6010B <sup>1</sup>	SW846 3050B <sup>2</sup>

(1) Instrument QC Batch: MA6017

(2) Prep QC Batch: MP11596

(a) All results reported on a wet weight basis.

---

RL = Reporting Limit



SGS Accutest

## Report of Analysis

Page 1 of 1

3.12  
3

<b>Client Sample ID:</b> B31-2'		<b>Date Sampled:</b> 07/08/16
<b>Lab Sample ID:</b> C46446-8R		<b>Date Received:</b> 07/08/16
<b>Matrix:</b> SO - Soil		<b>Percent Solids:</b> n/a <sup>a</sup>
<b>Method:</b> SW846 8260B		
<b>Project:</b> Premier Hyundai 2820 Broadway Oakland		

Run #	File ID	DF	Analyzed	By	Prep Date	Prep Batch	Analytical Batch
Run #1	M61841.D	1	07/13/16	JT	n/a	n/a	VM1859
Run #2							

Run #	Initial Weight
Run #1	5.25 g
Run #2	

CAS No.	Compound	Result	RL	Units	Q
	TPH-GRO (C6-C10)	ND	95	ug/kg	
CAS No.	Surrogate Recoveries	Run# 1	Run# 2	Limits	
1868-53-7	Dibromofluoromethane	104%		72-140%	
2037-26-5	Toluene-D8	95%		87-113%	
460-00-4	4-Bromofluorobenzene	98%		81-115%	

(a) All results reported on a wet weight basis.

ND = Not detected  
 RL = Reporting Limit  
 E = Indicates value exceeds calibration range

J = Indicates an estimated value  
 B = Indicates analyte found in associated method blank  
 N = Indicates presumptive evidence of a compound

SGS Accutest

## Report of Analysis

Page 1 of 3

3.13

3

<b>Client Sample ID:</b> B31-4'		<b>Date Sampled:</b> 07/08/16
<b>Lab Sample ID:</b> C46446-9		<b>Date Received:</b> 07/08/16
<b>Matrix:</b> SO - Soil		<b>Percent Solids:</b> n/a <sup>a</sup>
<b>Method:</b> SW846 8260B		
<b>Project:</b> Premier Hyundai 2820 Broadway Oakland		

Run #1	File ID	DF	Analyzed	By	Prep Date	Prep Batch	Analytical Batch
Run #1	M61837.D	1	07/13/16	JT	n/a	n/a	VM1859
Run #2							

Run #1	Initial Weight
Run #1	5.24 g
Run #2	

## VOA 8260 List

CAS No.	Compound	Result	RL	Units	Q
67-64-1	Acetone	ND	38	ug/kg	
71-43-2	Benzene	ND	4.8	ug/kg	
108-86-1	Bromobenzene	ND	4.8	ug/kg	
74-97-5	Bromochloromethane	ND	4.8	ug/kg	
75-27-4	Bromodichloromethane	ND	4.8	ug/kg	
75-25-2	Bromoform	ND	4.8	ug/kg	
104-51-8	n-Butylbenzene	ND	4.8	ug/kg	
135-98-8	sec-Butylbenzene	ND	4.8	ug/kg	
98-06-6	tert-Butylbenzene	ND	4.8	ug/kg	
108-90-7	Chlorobenzene	ND	4.8	ug/kg	
75-00-3	Chloroethane	ND	4.8	ug/kg	
67-66-3	Chloroform	ND	4.8	ug/kg	
95-49-8	o-Chlorotoluene	ND	4.8	ug/kg	
106-43-4	p-Chlorotoluene	ND	4.8	ug/kg	
56-23-5	Carbon tetrachloride	ND	4.8	ug/kg	
75-34-3	1,1-Dichloroethane	ND	4.8	ug/kg	
75-35-4	1,1-Dichloroethylene	ND	4.8	ug/kg	
563-58-6	1,1-Dichloropropene	ND	4.8	ug/kg	
96-12-8	1,2-Dibromo-3-chloropropane	ND	4.8	ug/kg	
106-93-4	1,2-Dibromoethane	ND	4.8	ug/kg	
107-06-2	1,2-Dichloroethane	ND	4.8	ug/kg	
78-87-5	1,2-Dichloropropane	ND	4.8	ug/kg	
142-28-9	1,3-Dichloropropane	ND	4.8	ug/kg	
108-20-3	Di-Isopropyl ether	ND	4.8	ug/kg	
594-20-7	2,2-Dichloropropane	ND	4.8	ug/kg	
124-48-1	Dibromochloromethane	ND	4.8	ug/kg	
75-71-8	Dichlorodifluoromethane	ND	4.8	ug/kg	
156-59-2	cis-1,2-Dichloroethylene	ND	4.8	ug/kg	
10061-01-5	cis-1,3-Dichloropropene	ND	4.8	ug/kg	
541-73-1	m-Dichlorobenzene	ND	4.8	ug/kg	
95-50-1	o-Dichlorobenzene	ND	4.8	ug/kg	
106-46-7	p-Dichlorobenzene	ND	4.8	ug/kg	

ND = Not detected

RL = Reporting Limit

E = Indicates value exceeds calibration range

J = Indicates an estimated value

B = Indicates analyte found in associated method blank

N = Indicates presumptive evidence of a compound

## Report of Analysis

<b>Client Sample ID:</b>	B31-4'	<b>Date Sampled:</b>	07/08/16
<b>Lab Sample ID:</b>	C46446-9	<b>Date Received:</b>	07/08/16
<b>Matrix:</b>	SO - Soil	<b>Percent Solids:</b>	n/a <sup>a</sup>
<b>Method:</b>	SW846 8260B		
<b>Project:</b>	Premier Hyundai 2820 Broadway Oakland		

## VOA 8260 List

CAS No.	Compound	Result	RL	Units	Q
156-60-5	trans-1,2-Dichloroethylene	ND	4.8	ug/kg	
10061-02-6	trans-1,3-Dichloropropene	ND	4.8	ug/kg	
100-41-4	Ethylbenzene	ND	4.8	ug/kg	
637-92-3	Ethyl tert-Butyl Ether	ND	4.8	ug/kg	
591-78-6	2-Hexanone	ND	19	ug/kg	
87-68-3	Hexachlorobutadiene	ND	4.8	ug/kg	
98-82-8	Isopropylbenzene	ND	4.8	ug/kg	
99-87-6	p-Isopropyltoluene	ND	4.8	ug/kg	
108-10-1	4-Methyl-2-pentanone	ND	19	ug/kg	
74-83-9	Methyl bromide	ND	4.8	ug/kg	
74-87-3	Methyl chloride	ND	4.8	ug/kg	
74-95-3	Methylene bromide	ND	4.8	ug/kg	
75-09-2	Methylene chloride	ND	19	ug/kg	
78-93-3	Methyl ethyl ketone	ND	19	ug/kg	
1634-04-4	Methyl Tert Butyl Ether	ND	4.8	ug/kg	
91-20-3	Naphthalene	ND	4.8	ug/kg	
103-65-1	n-Propylbenzene	ND	4.8	ug/kg	
100-42-5	Styrene	ND	4.8	ug/kg	
994-05-8	Tert-Amyl Methyl Ether	ND	4.8	ug/kg	
75-65-0	Tert Butyl Alcohol	ND	38	ug/kg	
630-20-6	1,1,1,2-Tetrachloroethane	ND	4.8	ug/kg	
71-55-6	1,1,1-Trichloroethane	ND	4.8	ug/kg	
79-34-5	1,1,2,2-Tetrachloroethane	ND	4.8	ug/kg	
79-00-5	1,1,2-Trichloroethane	ND	4.8	ug/kg	
87-61-6	1,2,3-Trichlorobenzene	ND	4.8	ug/kg	
96-18-4	1,2,3-Trichloropropane	ND	4.8	ug/kg	
120-82-1	1,2,4-Trichlorobenzene	ND	4.8	ug/kg	
95-63-6	1,2,4-Trimethylbenzene	ND	4.8	ug/kg	
108-67-8	1,3,5-Trimethylbenzene	ND	4.8	ug/kg	
127-18-4	Tetrachloroethylene	ND	4.8	ug/kg	
108-88-3	Toluene	ND	4.8	ug/kg	
79-01-6	Trichloroethylene	ND	4.8	ug/kg	
75-69-4	Trichlorofluoromethane	ND	4.8	ug/kg	
75-01-4	Vinyl chloride	ND	4.8	ug/kg	
1330-20-7	Xylene (total)	ND	9.5	ug/kg	

CAS No.	Surrogate Recoveries	Run# 1	Run# 2	Limits
1868-53-7	Dibromofluoromethane	99%		72-140%
2037-26-5	Toluene-D8	95%		87-113%

ND = Not detected

RL = Reporting Limit

E = Indicates value exceeds calibration range

J = Indicates an estimated value

B = Indicates analyte found in associated method blank

N = Indicates presumptive evidence of a compound

## Report of Analysis

<b>Client Sample ID:</b> B31-4'	
<b>Lab Sample ID:</b> C46446-9	<b>Date Sampled:</b> 07/08/16
<b>Matrix:</b> SO - Soil	<b>Date Received:</b> 07/08/16
<b>Method:</b> SW846 8260B	<b>Percent Solids:</b> n/a <sup>a</sup>
<b>Project:</b> Premier Hyundai 2820 Broadway Oakland	

### VOA 8260 List

CAS No.	Surrogate Recoveries	Run# 1	Run# 2	Limits
460-00-4	4-Bromofluorobenzene	99%		81-115%

(a) All results reported on a wet weight basis.

ND = Not detected  
 RL = Reporting Limit  
 E = Indicates value exceeds calibration range

J = Indicates an estimated value  
 B = Indicates analyte found in associated method blank  
 N = Indicates presumptive evidence of a compound

## Report of Analysis

<b>Client Sample ID:</b>	B31-4'	<b>Date Sampled:</b>	07/08/16
<b>Lab Sample ID:</b>	C46446-9	<b>Date Received:</b>	07/08/16
<b>Matrix:</b>	SO - Soil	<b>Percent Solids:</b>	n/a <sup>a</sup>
<b>Method:</b>	SW846 8015B M SW846 3550B		
<b>Project:</b>	Premier Hyundai 2820 Broadway Oakland		

	File ID	DF	Analyzed	By	Prep Date	Prep Batch	Analytical Batch
Run #1	BB5299.D	1	07/12/16	FL	07/11/16	OP14620	GBB173
Run #2							

	Initial Weight	Final Volume
Run #1	30.3 g	1.0 ml
Run #2		

## TPH Extractable

CAS No.	Compound	Result	RL	Units	Q
	TPH (C10-C28)	ND	3.3	mg/kg	
	TPH (> C28-C40)	3.67	3.3	mg/kg	
CAS No.	Surrogate Recoveries	Run# 1	Run# 2	Limits	
630-01-3	Hexacosane	90%		38-146%	

(a) All results reported on a wet weight basis.

ND = Not detected  
 RL = Reporting Limit  
 E = Indicates value exceeds calibration range

J = Indicates an estimated value  
 B = Indicates analyte found in associated method blank  
 N = Indicates presumptive evidence of a compound

# Report of Analysis

<b>Client Sample ID:</b> B31-4'	
<b>Lab Sample ID:</b> C46446-9	<b>Date Sampled:</b> 07/08/16
<b>Matrix:</b> SO - Soil	<b>Date Received:</b> 07/08/16
	<b>Percent Solids:</b> n/a <sup>a</sup>
<b>Project:</b> Premier Hyundai 2820 Broadway Oakland	

## Metals Analysis

Analyte	Result	RL	Units	DF	Prep	Analyzed By	Method	Prep Method
Lead	4.3	1.9	mg/kg	1	07/11/16	07/13/16 RS	SW846 6010B <sup>1</sup>	SW846 3050B <sup>2</sup>

(1) Instrument QC Batch: MA6001

(2) Prep QC Batch: MP11596

(a) All results reported on a wet weight basis.

---

RL = Reporting Limit

SGS Accutest

## Report of Analysis

Page 1 of 1

3.14

3

<b>Client Sample ID:</b> B31-4'		<b>Date Sampled:</b> 07/08/16
<b>Lab Sample ID:</b> C46446-9R		<b>Date Received:</b> 07/08/16
<b>Matrix:</b> SO - Soil		<b>Percent Solids:</b> n/a <sup>a</sup>
<b>Method:</b> SW846 8260B		
<b>Project:</b> Premier Hyundai 2820 Broadway Oakland		

	File ID	DF	Analyzed	By	Prep Date	Prep Batch	Analytical Batch
Run #1	M61837.D	1	07/13/16	JT	n/a	n/a	VM1859
Run #2							

	Initial Weight
Run #1	5.24 g
Run #2	

CAS No.	Compound	Result	RL	Units	Q
	TPH-GRO (C6-C10)	ND	95	ug/kg	
CAS No.	Surrogate Recoveries	Run# 1	Run# 2	Limits	
1868-53-7	Dibromofluoromethane	99%		72-140%	
2037-26-5	Toluene-D8	95%		87-113%	
460-00-4	4-Bromofluorobenzene	99%		81-115%	

(a) All results reported on a wet weight basis.

ND = Not detected  
 RL = Reporting Limit  
 E = Indicates value exceeds calibration range

J = Indicates an estimated value  
 B = Indicates analyte found in associated method blank  
 N = Indicates presumptive evidence of a compound

Misc. Forms

---

Custody Documents and Other Forms

---

Includes the following where applicable:

- Chain of Custody





## SGS Accutest Sample Receipt Summary

**Job Number:** C46446

**Client:** ATC GROUP SERVICES LLC

**Project:** 915 HIGHLAND POINTE DR. SUITE 250 ROSEVIL

**Date / Time Received:** 7/8/2016 1:05:00 PM

**Delivery Method:** Accutest Courier

**Airbill #s:** \_\_\_\_\_

**Cooler Temps (Initial/Adjusted):** #1: (3.2/4.2);

**Cooler Security**

Y or N

Y or N

- |                           |                          |                                     |                       |                                     |                          |
|---------------------------|--------------------------|-------------------------------------|-----------------------|-------------------------------------|--------------------------|
| 1. Custody Seals Present: | <input type="checkbox"/> | <input checked="" type="checkbox"/> | 3. COC Present:       | <input checked="" type="checkbox"/> | <input type="checkbox"/> |
| 2. Custody Seals Intact:  | <input type="checkbox"/> | <input type="checkbox"/>            | 4. Smpl Dates/Time OK | <input checked="" type="checkbox"/> | <input type="checkbox"/> |

**Cooler Temperature**

Y or N

- |                            |                                     |                          |
|----------------------------|-------------------------------------|--------------------------|
| 1. Temp criteria achieved: | <input checked="" type="checkbox"/> | <input type="checkbox"/> |
| 2. Therm ID:               | IR3;                                |                          |
| 3. Cooler media:           | Ice (bag)                           |                          |
| 4. No. Coolers:            | 1                                   |                          |

**Quality Control Preservation**

Y or N N/A

- |                                 |                                     |                          |                                     |
|---------------------------------|-------------------------------------|--------------------------|-------------------------------------|
| 1. Trip Blank present / cooler: | <input type="checkbox"/>            | <input type="checkbox"/> | <input checked="" type="checkbox"/> |
| 2. Trip Blank listed on COC:    | <input type="checkbox"/>            | <input type="checkbox"/> | <input checked="" type="checkbox"/> |
| 3. Samples preserved properly:  | <input checked="" type="checkbox"/> | <input type="checkbox"/> |                                     |
| 4. VOCs headspace free:         | <input type="checkbox"/>            | <input type="checkbox"/> | <input checked="" type="checkbox"/> |

**Sample Integrity - Documentation**

Y or N

- |  |                                     |                          |
|--|-------------------------------------|--------------------------|
| 1. Sample labels present on bottles:   | <input checked="" type="checkbox"/> | <input type="checkbox"/> |
| 2. Container labeling complete:        | <input checked="" type="checkbox"/> | <input type="checkbox"/> |
| 3. Sample container label / COC agree: | <input checked="" type="checkbox"/> | <input type="checkbox"/> |

**Sample Integrity - Condition**

Y or N

- |                                  |                                     |                          |
|----------------------------------|-------------------------------------|--------------------------|
| 1. Sample recvd within HT:       | <input checked="" type="checkbox"/> | <input type="checkbox"/> |
| 2. All containers accounted for: | <input checked="" type="checkbox"/> | <input type="checkbox"/> |
| 3. Condition of sample:          | Intact                              |                          |

**Sample Integrity - Instructions**

Y or N N/A

- |   |                                     |                                     |                                     |
|---|-------------------------------------|-------------------------------------|-------------------------------------|
| 1. Analysis requested is clear:           | <input checked="" type="checkbox"/> | <input type="checkbox"/>            |                                     |
| 2. Bottles received for unspecified tests | <input type="checkbox"/>            | <input checked="" type="checkbox"/> |                                     |
| 3. Sufficient volume recvd for analysis:  | <input checked="" type="checkbox"/> | <input type="checkbox"/>            |                                     |
| 4. Compositing instructions clear:        | <input type="checkbox"/>            | <input type="checkbox"/>            | <input checked="" type="checkbox"/> |
| 5. Filtering instructions clear:          | <input type="checkbox"/>            | <input type="checkbox"/>            | <input checked="" type="checkbox"/> |

Comments

4.1  
4

**C46446: Chain of Custody**

Page 2 of 3



**GC/MS Volatiles**

**QC Data Summaries**

---

Includes the following where applicable:

- Method Blank Summaries
- Blank Spike Summaries
- Matrix Spike and Duplicate Summaries

**Method Blank Summary**

**Job Number:** C46446  
**Account:** ATCCAR ATC Group Services  
**Project:** Premier Hyundai 2820 Broadway Oakland

Sample	File ID	DF	Analyzed	By	Prep Date	Prep Batch	Analytical Batch
VM1859-MB	M61834.D	1	07/13/16	JT	n/a	n/a	VM1859

**The QC reported here applies to the following samples:**

**Method:** SW846 8260B

C46446-1, C46446-2, C46446-3, C46446-5, C46446-8, C46446-9, C46446-1R, C46446-2R, C46446-3R, C46446-5R, C46446-8R, C46446-9R

CAS No.	Compound	Result	RL	Units	Q
67-64-1	Acetone	ND	40	ug/kg	
71-43-2	Benzene	ND	5.0	ug/kg	
108-86-1	Bromobenzene	ND	5.0	ug/kg	
74-97-5	Bromochloromethane	ND	5.0	ug/kg	
75-27-4	Bromodichloromethane	ND	5.0	ug/kg	
75-25-2	Bromoform	ND	5.0	ug/kg	
104-51-8	n-Butylbenzene	ND	5.0	ug/kg	
135-98-8	sec-Butylbenzene	ND	5.0	ug/kg	
98-06-6	tert-Butylbenzene	ND	5.0	ug/kg	
108-90-7	Chlorobenzene	ND	5.0	ug/kg	
75-00-3	Chloroethane	ND	5.0	ug/kg	
67-66-3	Chloroform	ND	5.0	ug/kg	
95-49-8	o-Chlorotoluene	ND	5.0	ug/kg	
106-43-4	p-Chlorotoluene	ND	5.0	ug/kg	
56-23-5	Carbon tetrachloride	ND	5.0	ug/kg	
75-34-3	1,1-Dichloroethane	ND	5.0	ug/kg	
75-35-4	1,1-Dichloroethylene	ND	5.0	ug/kg	
563-58-6	1,1-Dichloropropene	ND	5.0	ug/kg	
96-12-8	1,2-Dibromo-3-chloropropane	ND	5.0	ug/kg	
106-93-4	1,2-Dibromoethane	ND	5.0	ug/kg	
107-06-2	1,2-Dichloroethane	ND	5.0	ug/kg	
78-87-5	1,2-Dichloropropane	ND	5.0	ug/kg	
142-28-9	1,3-Dichloropropane	ND	5.0	ug/kg	
108-20-3	Di-Isopropyl ether	ND	5.0	ug/kg	
594-20-7	2,2-Dichloropropane	ND	5.0	ug/kg	
124-48-1	Dibromochloromethane	ND	5.0	ug/kg	
75-71-8	Dichlorodifluoromethane	ND	5.0	ug/kg	
156-59-2	cis-1,2-Dichloroethylene	ND	5.0	ug/kg	
10061-01-5	cis-1,3-Dichloropropene	ND	5.0	ug/kg	
541-73-1	m-Dichlorobenzene	ND	5.0	ug/kg	
95-50-1	o-Dichlorobenzene	ND	5.0	ug/kg	
106-46-7	p-Dichlorobenzene	ND	5.0	ug/kg	
156-60-5	trans-1,2-Dichloroethylene	ND	5.0	ug/kg	
10061-02-6	trans-1,3-Dichloropropene	ND	5.0	ug/kg	
100-41-4	Ethylbenzene	ND	5.0	ug/kg	
637-92-3	Ethyl tert-Butyl Ether	ND	5.0	ug/kg	

## Method Blank Summary

**Job Number:** C46446  
**Account:** ATCCAR ATC Group Services  
**Project:** Premier Hyundai 2820 Broadway Oakland

Sample	File ID	DF	Analyzed	By	Prep Date	Prep Batch	Analytical Batch
VM1859-MB	M61834.D	1	07/13/16	JT	n/a	n/a	VM1859

The QC reported here applies to the following samples:

Method: SW846 8260B

C46446-1, C46446-2, C46446-3, C46446-5, C46446-8, C46446-9, C46446-1R, C46446-2R, C46446-3R, C46446-5R, C46446-8R, C46446-9R

CAS No.	Compound	Result	RL	Units	Q
591-78-6	2-Hexanone	ND	20	ug/kg	
87-68-3	Hexachlorobutadiene	ND	5.0	ug/kg	
98-82-8	Isopropylbenzene	ND	5.0	ug/kg	
99-87-6	p-Isopropyltoluene	ND	5.0	ug/kg	
108-10-1	4-Methyl-2-pentanone	ND	20	ug/kg	
74-83-9	Methyl bromide	ND	5.0	ug/kg	
74-87-3	Methyl chloride	ND	5.0	ug/kg	
74-95-3	Methylene bromide	ND	5.0	ug/kg	
75-09-2	Methylene chloride	ND	20	ug/kg	
78-93-3	Methyl ethyl ketone	ND	20	ug/kg	
1634-04-4	Methyl Tert Butyl Ether	ND	5.0	ug/kg	
91-20-3	Naphthalene	ND	5.0	ug/kg	
103-65-1	n-Propylbenzene	ND	5.0	ug/kg	
100-42-5	Styrene	ND	5.0	ug/kg	
994-05-8	Tert-Amyl Methyl Ether	ND	5.0	ug/kg	
75-65-0	Tert Butyl Alcohol	ND	40	ug/kg	
630-20-6	1,1,1,2-Tetrachloroethane	ND	5.0	ug/kg	
71-55-6	1,1,1-Trichloroethane	ND	5.0	ug/kg	
79-34-5	1,1,2,2-Tetrachloroethane	ND	5.0	ug/kg	
79-00-5	1,1,2-Trichloroethane	ND	5.0	ug/kg	
87-61-6	1,2,3-Trichlorobenzene	ND	5.0	ug/kg	
96-18-4	1,2,3-Trichloropropane	ND	5.0	ug/kg	
120-82-1	1,2,4-Trichlorobenzene	ND	5.0	ug/kg	
95-63-6	1,2,4-Trimethylbenzene	ND	5.0	ug/kg	
108-67-8	1,3,5-Trimethylbenzene	ND	5.0	ug/kg	
127-18-4	Tetrachloroethylene	ND	5.0	ug/kg	
108-88-3	Toluene	ND	5.0	ug/kg	
79-01-6	Trichloroethylene	ND	5.0	ug/kg	
75-69-4	Trichlorofluoromethane	ND	5.0	ug/kg	
75-01-4	Vinyl chloride	ND	5.0	ug/kg	
1330-20-7	Xylene (total)	ND	10	ug/kg	
	TPH-GRO (C6-C10)	ND	100	ug/kg	

## Method Blank Summary

**Job Number:** C46446  
**Account:** ATCCAR ATC Group Services  
**Project:** Premier Hyundai 2820 Broadway Oakland

Sample	File ID	DF	Analyzed	By	Prep Date	Prep Batch	Analytical Batch
VM1859-MB	M61834.D	1	07/13/16	JT	n/a	n/a	VM1859

The QC reported here applies to the following samples:

Method: SW846 8260B

C46446-1, C46446-2, C46446-3, C46446-5, C46446-8, C46446-9, C46446-1R, C46446-2R, C46446-3R, C46446-5R, C46446-8R, C46446-9R

CAS No.	Surrogate Recoveries	Limits
1868-53-7	Dibromofluoromethane	96% 72-140%
2037-26-5	Toluene-D8	93% 87-113%
460-00-4	4-Bromofluorobenzene	101% 81-115%

**Method Blank Summary**

**Job Number:** C46446  
**Account:** ATCCAR ATC Group Services  
**Project:** Premier Hyundai 2820 Broadway Oakland

Sample	File ID	DF	Analyzed	By	Prep Date	Prep Batch	Analytical Batch
VM1861-MB	M61913.D	1	07/18/16	JT	n/a	n/a	VM1861

The QC reported here applies to the following samples:

Method: SW846 8260B

C46446-4, C46446-4R

CAS No.	Compound	Result	RL	Units	Q
67-64-1	Acetone	ND	40	ug/kg	
71-43-2	Benzene	ND	5.0	ug/kg	
108-86-1	Bromobenzene	ND	5.0	ug/kg	
74-97-5	Bromochloromethane	ND	5.0	ug/kg	
75-27-4	Bromodichloromethane	ND	5.0	ug/kg	
75-25-2	Bromoform	ND	5.0	ug/kg	
104-51-8	n-Butylbenzene	ND	5.0	ug/kg	
135-98-8	sec-Butylbenzene	ND	5.0	ug/kg	
98-06-6	tert-Butylbenzene	ND	5.0	ug/kg	
108-90-7	Chlorobenzene	ND	5.0	ug/kg	
75-00-3	Chloroethane	ND	5.0	ug/kg	
67-66-3	Chloroform	ND	5.0	ug/kg	
95-49-8	o-Chlorotoluene	ND	5.0	ug/kg	
106-43-4	p-Chlorotoluene	ND	5.0	ug/kg	
56-23-5	Carbon tetrachloride	ND	5.0	ug/kg	
75-34-3	1,1-Dichloroethane	ND	5.0	ug/kg	
75-35-4	1,1-Dichloroethylene	ND	5.0	ug/kg	
563-58-6	1,1-Dichloropropene	ND	5.0	ug/kg	
96-12-8	1,2-Dibromo-3-chloropropane	ND	5.0	ug/kg	
106-93-4	1,2-Dibromoethane	ND	5.0	ug/kg	
107-06-2	1,2-Dichloroethane	ND	5.0	ug/kg	
78-87-5	1,2-Dichloropropane	ND	5.0	ug/kg	
142-28-9	1,3-Dichloropropane	ND	5.0	ug/kg	
108-20-3	Di-Isopropyl ether	ND	5.0	ug/kg	
594-20-7	2,2-Dichloropropane	ND	5.0	ug/kg	
124-48-1	Dibromochloromethane	ND	5.0	ug/kg	
75-71-8	Dichlorodifluoromethane	ND	5.0	ug/kg	
156-59-2	cis-1,2-Dichloroethylene	ND	5.0	ug/kg	
10061-01-5	cis-1,3-Dichloropropene	ND	5.0	ug/kg	
541-73-1	m-Dichlorobenzene	ND	5.0	ug/kg	
95-50-1	o-Dichlorobenzene	ND	5.0	ug/kg	
106-46-7	p-Dichlorobenzene	ND	5.0	ug/kg	
156-60-5	trans-1,2-Dichloroethylene	ND	5.0	ug/kg	
10061-02-6	trans-1,3-Dichloropropene	ND	5.0	ug/kg	
100-41-4	Ethylbenzene	ND	5.0	ug/kg	
637-92-3	Ethyl tert-Butyl Ether	ND	5.0	ug/kg	



## Method Blank Summary

**Job Number:** C46446  
**Account:** ATCCAR ATC Group Services  
**Project:** Premier Hyundai 2820 Broadway Oakland

Sample	File ID	DF	Analyzed	By	Prep Date	Prep Batch	Analytical Batch
VM1861-MB	M61913.D	1	07/18/16	JT	n/a	n/a	VM1861

The QC reported here applies to the following samples:

Method: SW846 8260B

C46446-4, C46446-4R

CAS No.	Compound	Result	RL	Units	Q
591-78-6	2-Hexanone	ND	20	ug/kg	
87-68-3	Hexachlorobutadiene	ND	5.0	ug/kg	
98-82-8	Isopropylbenzene	ND	5.0	ug/kg	
99-87-6	p-Isopropyltoluene	ND	5.0	ug/kg	
108-10-1	4-Methyl-2-pentanone	ND	20	ug/kg	
74-83-9	Methyl bromide	ND	5.0	ug/kg	
74-87-3	Methyl chloride	ND	5.0	ug/kg	
74-95-3	Methylene bromide	ND	5.0	ug/kg	
75-09-2	Methylene chloride	ND	20	ug/kg	
78-93-3	Methyl ethyl ketone	ND	20	ug/kg	
1634-04-4	Methyl Tert Butyl Ether	ND	5.0	ug/kg	
91-20-3	Naphthalene	ND	5.0	ug/kg	
103-65-1	n-Propylbenzene	ND	5.0	ug/kg	
100-42-5	Styrene	ND	5.0	ug/kg	
994-05-8	Tert-Amyl Methyl Ether	ND	5.0	ug/kg	
75-65-0	Tert Butyl Alcohol	ND	40	ug/kg	
630-20-6	1,1,1,2-Tetrachloroethane	ND	5.0	ug/kg	
71-55-6	1,1,1-Trichloroethane	ND	5.0	ug/kg	
79-34-5	1,1,2,2-Tetrachloroethane	ND	5.0	ug/kg	
79-00-5	1,1,2-Trichloroethane	ND	5.0	ug/kg	
87-61-6	1,2,3-Trichlorobenzene	ND	5.0	ug/kg	
96-18-4	1,2,3-Trichloropropane	ND	5.0	ug/kg	
120-82-1	1,2,4-Trichlorobenzene	ND	5.0	ug/kg	
95-63-6	1,2,4-Trimethylbenzene	ND	5.0	ug/kg	
108-67-8	1,3,5-Trimethylbenzene	ND	5.0	ug/kg	
127-18-4	Tetrachloroethylene	ND	5.0	ug/kg	
108-88-3	Toluene	ND	5.0	ug/kg	
79-01-6	Trichloroethylene	ND	5.0	ug/kg	
75-69-4	Trichlorofluoromethane	ND	5.0	ug/kg	
75-01-4	Vinyl chloride	ND	5.0	ug/kg	
1330-20-7	Xylene (total)	ND	10	ug/kg	
	TPH-GRO (C6-C10)	ND	100	ug/kg	

## Method Blank Summary

**Job Number:** C46446  
**Account:** ATCCAR ATC Group Services  
**Project:** Premier Hyundai 2820 Broadway Oakland

Sample	File ID	DF	Analyzed	By	Prep Date	Prep Batch	Analytical Batch
VM1861-MB	M61913.D	1	07/18/16	JT	n/a	n/a	VM1861

The QC reported here applies to the following samples:

Method: SW846 8260B

C46446-4, C46446-4R

CAS No.	Surrogate Recoveries	Limits
1868-53-7	Dibromofluoromethane	101% 72-140%
2037-26-5	Toluene-D8	98% 87-113%
460-00-4	4-Bromofluorobenzene	103% 81-115%

# Blank Spike/Blank Spike Duplicate Summary

**Job Number:** C46446  
**Account:** ATCCAR ATC Group Services  
**Project:** Premier Hyundai 2820 Broadway Oakland

Sample	File ID	DF	Analyzed	By	Prep Date	Prep Batch	Analytical Batch
VM1859-BS	M61830.D	1	07/13/16	JT	n/a	n/a	VM1859
VM1859-BSD	M61831.D	1	07/13/16	JT	n/a	n/a	VM1859

The QC reported here applies to the following samples:

Method: SW846 8260B

C46446-1, C46446-2, C46446-3, C46446-5, C46446-8, C46446-9, C46446-1R, C46446-2R, C46446-3R, C46446-5R, C46446-8R, C46446-9R

CAS No.	Compound	Spike ug/kg	BSP ug/kg	BSP %	BSD ug/kg	BSD %	RPD	Limits Rec/RPD
67-64-1	Acetone	160	182	114	183	114	1	47-163/30
71-43-2	Benzene	40	38.9	97	34.9	87	11	72-122/18
108-86-1	Bromobenzene	40	37.4	94	33.7	84	10	68-122/19
74-97-5	Bromochloromethane	40	39.9	100	37.1	93	7	71-129/18
75-27-4	Bromodichloromethane	40	37.7	94	34.3	86	9	68-122/18
75-25-2	Bromoform	40	40.3	101	37.3	93	8	69-126/18
104-51-8	n-Butylbenzene	40	34.3	86	32.9	82	4	66-121/20
135-98-8	sec-Butylbenzene	40	35.0	88	33.0	83	6	69-118/20
98-06-6	tert-Butylbenzene	40	36.5	91	34.2	86	7	69-117/20
108-90-7	Chlorobenzene	40	38.5	96	35.0	88	10	68-117/17
75-00-3	Chloroethane	40	40.7	102	36.4	91	11	66-134/18
67-66-3	Chloroform	40	36.7	92	33.6	84	9	68-124/18
95-49-8	o-Chlorotoluene	40	34.2	86	30.6	77	11	65-120/22
106-43-4	p-Chlorotoluene	40	35.2	88	32.7	82	7	64-123/24
56-23-5	Carbon tetrachloride	40	39.4	99	35.9	90	9	68-130/20
75-34-3	1,1-Dichloroethane	40	36.7	92	33.5	84	9	69-122/19
75-35-4	1,1-Dichloroethylene	40	36.8	92	33.5	84	9	69-120/20
563-58-6	1,1-Dichloropropene	40	37.5	94	33.4	84	12	69-120/19
96-12-8	1,2-Dibromo-3-chloropropane	40	39.9	100	32.9	82	19	64-132/25
106-93-4	1,2-Dibromoethane	40	38.0	95	34.2	86	11	70-122/17
107-06-2	1,2-Dichloroethane	40	37.9	95	34.3	86	10	69-125/18
78-87-5	1,2-Dichloropropane	40	38.8	97	34.8	87	11	71-122/18
142-28-9	1,3-Dichloropropane	40	38.4	96	34.0	85	12	74-123/17
108-20-3	Di-Isopropyl ether	40	35.9	90	32.9	82	9	69-122/19
594-20-7	2,2-Dichloropropane	40	36.1	90	33.7	84	7	63-132/24
124-48-1	Dibromochloromethane	40	38.5	96	34.4	86	11	68-121/16
75-71-8	Dichlorodifluoromethane	40	29.3	73	25.9	65	12	53-119/22
156-59-2	cis-1,2-Dichloroethylene	40	40.4	101	36.7	92	10	72-130/18
10061-01-5	cis-1,3-Dichloropropene	40	42.0	105	37.9	95	10	71-130/18
541-73-1	m-Dichlorobenzene	40	36.6	92	33.8	85	8	67-119/18
95-50-1	o-Dichlorobenzene	40	37.5	94	35.1	88	7	68-119/17
106-46-7	p-Dichlorobenzene	40	36.6	92	33.9	85	8	67-119/17
156-60-5	trans-1,2-Dichloroethylene	40	35.0	88	32.3	81	8	66-113/19
10061-02-6	trans-1,3-Dichloropropene	40	37.1	93	32.9	82	12	70-118/17
100-41-4	Ethylbenzene	40	37.3	93	34.2	86	9	71-118/18
637-92-3	Ethyl tert-Butyl Ether	40	38.2	96	34.7	87	10	69-125/19

\* = Outside of Control Limits.

5.2.1  
5

# Blank Spike/Blank Spike Duplicate Summary

**Job Number:** C46446  
**Account:** ATCCAR ATC Group Services  
**Project:** Premier Hyundai 2820 Broadway Oakland

Sample	File ID	DF	Analyzed	By	Prep Date	Prep Batch	Analytical Batch
VM1859-BS	M61830.D	1	07/13/16	JT	n/a	n/a	VM1859
VM1859-BSD	M61831.D	1	07/13/16	JT	n/a	n/a	VM1859

**The QC reported here applies to the following samples:** **Method:** SW846 8260B

C46446-1, C46446-2, C46446-3, C46446-5, C46446-8, C46446-9, C46446-1R, C46446-2R, C46446-3R, C46446-5R, C46446-8R, C46446-9R

CAS No.	Compound	Spike ug/kg	BSP ug/kg	BSP %	BSD ug/kg	BSD %	RPD	Limits Rec/RPD
591-78-6	2-Hexanone	160	183	114	151	94	19	53-153/27
87-68-3	Hexachlorobutadiene	40	34.6	87	32.7	82	6	65-125/22
98-82-8	Isopropylbenzene	40	37.4	94	35.8	90	4	70-119/19
99-87-6	p-Isopropyltoluene	40	36.1	90	34.0	85	6	68-120/20
108-10-1	4-Methyl-2-pentanone	160	161	101	138	86	15	60-145/26
74-83-9	Methyl bromide	40	39.5	99	35.0	88	12	66-130/18
74-87-3	Methyl chloride	40	29.4	74	25.6	64	14	50-140/25
74-95-3	Methylene bromide	40	39.8	100	35.9	90	10	72-127/17
75-09-2	Methylene chloride	40	38.2	96	34.8	87	9	69-121/18
78-93-3	Methyl ethyl ketone	160	163	102	160	100	2	59-147/30
1634-04-4	Methyl Tert Butyl Ether	40	37.8	95	35.3	88	7	68-121/19
91-20-3	Naphthalene	40	38.4	96	34.5	86	11	68-129/22
103-65-1	n-Propylbenzene	40	34.4	86	31.7	79	8	67-116/20
100-42-5	Styrene	40	38.8	97	36.0	90	7	68-120/17
994-05-8	Tert-Amyl Methyl Ether	40	40.3	101	37.6	94	7	70-129/20
75-65-0	Tert Butyl Alcohol	200	194	97	213	107	9	50-163/30
630-20-6	1,1,1,2-Tetrachloroethane	40	39.0	98	36.0	90	8	70-123/18
71-55-6	1,1,1-Trichloroethane	40	38.3	96	35.1	88	9	71-128/20
79-34-5	1,1,2,2-Tetrachloroethane	40	37.6	94	33.2	83	12	69-126/18
79-00-5	1,1,2-Trichloroethane	40	37.3	93	32.9	82	13	70-120/17
87-61-6	1,2,3-Trichlorobenzene	40	35.0	88	33.1	83	6	65-125/23
96-18-4	1,2,3-Trichloropropane	40	40.4	101	37.1	93	9	69-128/18
120-82-1	1,2,4-Trichlorobenzene	40	36.4	91	34.6	87	5	65-125/22
95-63-6	1,2,4-Trimethylbenzene	40	35.2	88	32.9	82	7	67-118/19
108-67-8	1,3,5-Trimethylbenzene	40	35.9	90	33.1	83	8	68-120/20
127-18-4	Tetrachloroethylene	40	39.3	98	35.9	90	9	66-125/18
108-88-3	Toluene	40	37.1	93	33.5	84	10	72-116/18
79-01-6	Trichloroethylene	40	41.4	104	37.8	95	9	70-126/18
75-69-4	Trichlorofluoromethane	40	41.0	103	36.2	91	12	70-138/19
75-01-4	Vinyl chloride	40	33.8	85	29.8	75	13	55-146/22
1330-20-7	Xylene (total)	120	113	94	105	88	7	68-118/18

CAS No.	Surrogate Recoveries	BSP	BSD	Limits
1868-53-7	Dibromofluoromethane	93%	96%	72-140%

\* = Outside of Control Limits.

5.2.1 5

# Blank Spike/Blank Spike Duplicate Summary

**Job Number:** C46446  
**Account:** ATCCAR ATC Group Services  
**Project:** Premier Hyundai 2820 Broadway Oakland

Sample	File ID	DF	Analyzed	By	Prep Date	Prep Batch	Analytical Batch
VM1859-BS	M61830.D	1	07/13/16	JT	n/a	n/a	VM1859
VM1859-BSD	M61831.D	1	07/13/16	JT	n/a	n/a	VM1859

The QC reported here applies to the following samples:

Method: SW846 8260B

C46446-1, C46446-2, C46446-3, C46446-5, C46446-8, C46446-9, C46446-1R, C46446-2R, C46446-3R, C46446-5R, C46446-8R, C46446-9R

CAS No.	Surrogate Recoveries	BSP	BSD	Limits
2037-26-5	Toluene-D8	93%	92%	87-113%
460-00-4	4-Bromofluorobenzene	96%	102%	81-115%

\* = Outside of Control Limits.

5.2.1  
 5

# Blank Spike/Blank Spike Duplicate Summary

**Job Number:** C46446  
**Account:** ATCCAR ATC Group Services  
**Project:** Premier Hyundai 2820 Broadway Oakland

Sample	File ID	DF	Analyzed	By	Prep Date	Prep Batch	Analytical Batch
VM1861-BS	M61910.D	1	07/18/16	JT	n/a	n/a	VM1861
VM1861-BSD	M61911.D	1	07/18/16	JT	n/a	n/a	VM1861

The QC reported here applies to the following samples:

Method: SW846 8260B

C46446-4, C46446-4R

CAS No.	Compound	Spike ug/kg	BSP ug/kg	BSP %	BSD ug/kg	BSD %	RPD	Limits Rec/RPD
67-64-1	Acetone	160	184	115	196	123	6	47-163/30
71-43-2	Benzene	40	39.9	100	39.3	98	2	72-122/18
108-86-1	Bromobenzene	40	39.6	99	38.9	97	2	68-122/19
74-97-5	Bromochloromethane	40	41.5	104	40.6	102	2	71-129/18
75-27-4	Bromodichloromethane	40	39.2	98	38.2	96	3	68-122/18
75-25-2	Bromoform	40	39.9	100	39.3	98	2	69-126/18
104-51-8	n-Butylbenzene	40	39.4	99	38.0	95	4	66-121/20
135-98-8	sec-Butylbenzene	40	39.4	99	38.2	96	3	69-118/20
98-06-6	tert-Butylbenzene	40	40.3	101	38.9	97	4	69-117/20
108-90-7	Chlorobenzene	40	38.4	96	38.4	96	0	68-117/17
75-00-3	Chloroethane	40	44.0	110	41.9	105	5	66-134/18
67-66-3	Chloroform	40	40.3	101	39.2	98	3	68-124/18
95-49-8	o-Chlorotoluene	40	40.5	101	39.8	100	2	65-120/22
106-43-4	p-Chlorotoluene	40	37.5	94	35.9	90	4	64-123/24
56-23-5	Carbon tetrachloride	40	40.4	101	39.0	98	4	68-130/20
75-34-3	1,1-Dichloroethane	40	40.8	102	39.4	99	3	69-122/19
75-35-4	1,1-Dichloroethylene	40	39.1	98	38.0	95	3	69-120/20
563-58-6	1,1-Dichloropropene	40	39.0	98	37.7	94	3	69-120/19
96-12-8	1,2-Dibromo-3-chloropropane	40	40.6	102	39.0	98	4	64-132/25
106-93-4	1,2-Dibromoethane	40	38.8	97	39.0	98	1	70-122/17
107-06-2	1,2-Dichloroethane	40	39.9	100	38.8	97	3	69-125/18
78-87-5	1,2-Dichloropropane	40	40.4	101	39.4	99	3	71-122/18
142-28-9	1,3-Dichloropropane	40	40.1	100	40.0	100	0	74-123/17
108-20-3	Di-Isopropyl ether	40	40.2	101	39.4	99	2	69-122/19
594-20-7	2,2-Dichloropropane	40	41.9	105	38.8	97	8	63-132/24
124-48-1	Dibromochloromethane	40	38.9	97	38.6	97	1	68-121/16
75-71-8	Dichlorodifluoromethane	40	31.0	78	28.6	72	8	53-119/22
156-59-2	cis-1,2-Dichloroethylene	40	42.8	107	42.3	106	1	72-130/18
10061-01-5	cis-1,3-Dichloropropene	40	42.1	105	41.6	104	1	71-130/18
541-73-1	m-Dichlorobenzene	40	39.2	98	38.5	96	2	67-119/18
95-50-1	o-Dichlorobenzene	40	39.4	99	38.8	97	2	68-119/17
106-46-7	p-Dichlorobenzene	40	39.6	99	38.6	97	3	67-119/17
156-60-5	trans-1,2-Dichloroethylene	40	37.9	95	36.9	92	3	66-113/19
10061-02-6	trans-1,3-Dichloropropene	40	38.2	96	37.9	95	1	70-118/17
100-41-4	Ethylbenzene	40	39.6	99	39.0	98	2	71-118/18
637-92-3	Ethyl tert-Butyl Ether	40	41.3	103	39.9	100	3	69-125/19

\* = Outside of Control Limits.

5.2.2  
 5

# Blank Spike/Blank Spike Duplicate Summary

**Job Number:** C46446  
**Account:** ATCCAR ATC Group Services  
**Project:** Premier Hyundai 2820 Broadway Oakland

Sample	File ID	DF	Analyzed	By	Prep Date	Prep Batch	Analytical Batch
VM1861-BS	M61910.D	1	07/18/16	JT	n/a	n/a	VM1861
VM1861-BSD	M61911.D	1	07/18/16	JT	n/a	n/a	VM1861

The QC reported here applies to the following samples:

Method: SW846 8260B

C46446-4, C46446-4R

CAS No.	Compound	Spike ug/kg	BSP ug/kg	BSP %	BSD ug/kg	BSD %	RPD	Limits Rec/RPD
591-78-6	2-Hexanone	160	193	121	180	113	7	53-153/27
87-68-3	Hexachlorobutadiene	40	38.6	97	36.0	90	7	65-125/22
98-82-8	Isopropylbenzene	40	39.6	99	38.1	95	4	70-119/19
99-87-6	p-Isopropyltoluene	40	40.2	101	38.6	97	4	68-120/20
108-10-1	4-Methyl-2-pentanone	160	160	100	156	98	3	60-145/26
74-83-9	Methyl bromide	40	42.0	105	40.3	101	4	66-130/18
74-87-3	Methyl chloride	40	36.9	92	33.8	85	9	50-140/25
74-95-3	Methylene bromide	40	39.6	99	39.5	99	0	72-127/17
75-09-2	Methylene chloride	40	39.0	98	38.0	95	3	69-121/18
78-93-3	Methyl ethyl ketone	160	196	123	191	119	3	59-147/30
1634-04-4	Methyl Tert Butyl Ether	40	39.7	99	39.1	98	2	68-121/19
91-20-3	Naphthalene	40	41.0	103	39.7	99	3	68-129/22
103-65-1	n-Propylbenzene	40	38.6	97	37.3	93	3	67-116/20
100-42-5	Styrene	40	40.3	101	39.6	99	2	68-120/17
994-05-8	Tert-Amyl Methyl Ether	40	41.7	104	41.1	103	1	70-129/20
75-65-0	Tert Butyl Alcohol	200	273	137	207	104	28	50-163/30
630-20-6	1,1,1,2-Tetrachloroethane	40	39.1	98	39.1	98	0	70-123/18
71-55-6	1,1,1-Trichloroethane	40	42.5	106	40.4	101	5	71-128/20
79-34-5	1,1,2,2-Tetrachloroethane	40	39.8	100	39.4	99	1	69-126/18
79-00-5	1,1,2-Trichloroethane	40	38.5	96	38.2	96	1	70-120/17
87-61-6	1,2,3-Trichlorobenzene	40	39.1	98	37.5	94	4	65-125/23
96-18-4	1,2,3-Trichloropropane	40	40.3	101	39.3	98	3	69-128/18
120-82-1	1,2,4-Trichlorobenzene	40	39.5	99	37.6	94	5	65-125/22
95-63-6	1,2,4-Trimethylbenzene	40	39.1	98	37.9	95	3	67-118/19
108-67-8	1,3,5-Trimethylbenzene	40	39.6	99	38.8	97	2	68-120/20
127-18-4	Tetrachloroethylene	40	38.6	97	38.1	95	1	66-125/18
108-88-3	Toluene	40	38.7	97	38.8	97	0	72-116/18
79-01-6	Trichloroethylene	40	40.5	101	39.3	98	3	70-126/18
75-69-4	Trichlorofluoromethane	40	45.1	113	41.9	105	7	70-138/19
75-01-4	Vinyl chloride	40	44.8	112	41.8	105	7	55-146/22
1330-20-7	Xylene (total)	120	118	98	116	97	2	68-118/18

CAS No.	Surrogate Recoveries	BSP	BSD	Limits
1868-53-7	Dibromofluoromethane	100%	98%	72-140%

\* = Outside of Control Limits.

5.2.2 5

# Blank Spike/Blank Spike Duplicate Summary

**Job Number:** C46446  
**Account:** ATCCAR ATC Group Services  
**Project:** Premier Hyundai 2820 Broadway Oakland

Sample	File ID	DF	Analyzed	By	Prep Date	Prep Batch	Analytical Batch
VM1861-BS	M61910.D	1	07/18/16	JT	n/a	n/a	VM1861
VM1861-BSD	M61911.D	1	07/18/16	JT	n/a	n/a	VM1861

The QC reported here applies to the following samples:

Method: SW846 8260B

C46446-4, C46446-4R

CAS No.	Surrogate Recoveries	BSP	BSD	Limits
2037-26-5	Toluene-D8	97%	97%	87-113%
460-00-4	4-Bromofluorobenzene	102%	101%	81-115%

\* = Outside of Control Limits.



# Laboratory Control Sample Summary

**Job Number:** C46446  
**Account:** ATCCAR ATC Group Services  
**Project:** Premier Hyundai 2820 Broadway Oakland

Sample	File ID	DF	Analyzed	By	Prep Date	Prep Batch	Analytical Batch
VM1859-LCS	M61833.D	1	07/13/16	JT	n/a	n/a	VM1859

The QC reported here applies to the following samples:

Method: SW846 8260B

C46446-1, C46446-2, C46446-3, C46446-5, C46446-8, C46446-9, C46446-1R, C46446-2R, C46446-3R, C46446-5R, C46446-8R, C46446-9R

CAS No.	Compound	Spike ug/kg	LCS ug/kg	LCS %	Limits
	TPH-GRO (C6-C10)	250	210	84	70-123

CAS No.	Surrogate Recoveries	BSP	Limits
1868-53-7	Dibromofluoromethane	96%	72-140%
2037-26-5	Toluene-D8	95%	87-113%
460-00-4	4-Bromofluorobenzene	101%	81-115%

\* = Outside of Control Limits.

5.3.1  
 5

# Laboratory Control Sample Summary

**Job Number:** C46446  
**Account:** ATCCAR ATC Group Services  
**Project:** Premier Hyundai 2820 Broadway Oakland

Sample	File ID	DF	Analyzed	By	Prep Date	Prep Batch	Analytical Batch
VM1861-LCS	M61912.D	1	07/18/16	JT	n/a	n/a	VM1861

The QC reported here applies to the following samples:

Method: SW846 8260B

C46446-4, C46446-4R

CAS No.	Compound	Spike ug/kg	LCS ug/kg	LCS %	Limits
	TPH-GRO (C6-C10)	250	296	118	70-123

CAS No.	Surrogate Recoveries	BSP	Limits
1868-53-7	Dibromofluoromethane	97%	72-140%
2037-26-5	Toluene-D8	100%	87-113%
460-00-4	4-Bromofluorobenzene	100%	81-115%

\* = Outside of Control Limits.

5.3.2  
5

# Matrix Spike/Matrix Spike Duplicate Summary

**Job Number:** C46446  
**Account:** ATCCAR ATC Group Services  
**Project:** Premier Hyundai 2820 Broadway Oakland

Sample	File ID	DF	Analyzed	By	Prep Date	Prep Batch	Analytical Batch
C46485-1MS	M61850.D	1	07/13/16	JT	n/a	n/a	VM1859
C46485-1MSD	M61851.D	1	07/13/16	JT	n/a	n/a	VM1859
C46485-1	M61836.D	1	07/13/16	JT	n/a	n/a	VM1859

The QC reported here applies to the following samples:

Method: SW846 8260B

C46446-1, C46446-2, C46446-3, C46446-5, C46446-8, C46446-9, C46446-1R, C46446-2R, C46446-3R, C46446-5R, C46446-8R, C46446-9R

CAS No.	Compound	C46485-1 ug/kg	Spike Q ug/kg	MS ug/kg	MS %	Spike ug/kg	MSD ug/kg	MSD %	RPD	Limits Rec/RPD
67-64-1	Acetone	40 U	160	173	108	160	175	110	1	47-163/30
71-43-2	Benzene	5.0 U	39.9	31.8	80	39.9	33.2	83	4	72-122/18
108-86-1	Bromobenzene	5.0 U	39.9	27.0	68	39.9	28.8	72	6	68-122/19
74-97-5	Bromochloromethane	5.0 U	39.9	33.3	83	39.9	31.7	79	5	71-129/18
75-27-4	Bromodichloromethane	5.0 U	39.9	26.9	67* a	39.9	27.9	70	4	68-122/18
75-25-2	Bromoform	5.0 U	39.9	27.0	68* a	39.9	28.1	70	4	69-126/18
104-51-8	n-Butylbenzene	5.0 U	39.9	24.9	62* a	39.9	25.2	63* a	1	66-121/20
135-98-8	sec-Butylbenzene	5.0 U	39.9	28.1	70	39.9	29.2	73	4	69-118/20
98-06-6	tert-Butylbenzene	5.0 U	39.9	30.5	76	39.9	31.0	78	2	69-117/20
108-90-7	Chlorobenzene	5.0 U	39.9	29.4	74	39.9	30.5	76	4	68-117/17
75-00-3	Chloroethane	5.0 U	39.9	34.2	86	39.9	34.2	86	0	66-134/18
67-66-3	Chloroform	5.0 U	39.9	28.5	71	39.9	28.8	72	1	68-124/18
95-49-8	o-Chlorotoluene	5.0 U	39.9	25.0	63* a	39.9	27.1	68	8	65-120/22
106-43-4	p-Chlorotoluene	5.0 U	39.9	25.9	65	39.9	26.1	65	1	64-123/24
56-23-5	Carbon tetrachloride	5.0 U	39.9	32.8	82	39.9	34.4	86	5	68-130/20
75-34-3	1,1-Dichloroethane	5.0 U	39.9	30.0	75	39.9	30.4	76	1	69-122/19
75-35-4	1,1-Dichloroethylene	5.0 U	39.9	33.3	83	39.9	34.2	86	3	69-120/20
563-58-6	1,1-Dichloropropene	5.0 U	39.9	32.1	80	39.9	33.2	83	3	69-120/19
96-12-8	1,2-Dibromo-3-chloropropane	5.0 U	39.9	25.1	63* a	39.9	26.5	66	5	64-132/25
106-93-4	1,2-Dibromoethane	5.0 U	39.9	27.5	69* a	39.9	28.1	70	2	70-122/17
107-06-2	1,2-Dichloroethane	5.0 U	39.9	25.5	64* a	39.9	26.3	66* a	3	69-125/18
78-87-5	1,2-Dichloropropane	5.0 U	39.9	29.8	75	39.9	31.1	78	4	71-122/18
142-28-9	1,3-Dichloropropane	5.0 U	39.9	27.6	69* a	39.9	28.4	71* a	3	74-123/17
108-20-3	Di-Isopropyl ether	5.0 U	39.9	26.9	67* a	39.9	27.2	68* a	1	69-122/19
594-20-7	2,2-Dichloropropane	5.0 U	39.9	29.2	73	39.9	28.9	72	1	63-132/24
124-48-1	Dibromochloromethane	5.0 U	39.9	26.6	67* a	39.9	27.9	70	5	68-121/16
75-71-8	Dichlorodifluoromethane	5.0 U	39.9	24.7	62	39.9	24.4	61	1	53-119/22
156-59-2	cis-1,2-Dichloroethylene	5.0 U	39.9	33.1	83	39.9	33.3	83	1	72-130/18
10061-01-5	cis-1,3-Dichloropropene	5.0 U	39.9	29.0	73	39.9	30.6	77	5	71-130/18
541-73-1	m-Dichlorobenzene	5.0 U	39.9	24.3	61* a	39.9	25.2	63* a	4	67-119/18
95-50-1	o-Dichlorobenzene	5.0 U	39.9	24.6	62* a	39.9	24.8	62* a	1	68-119/17
106-46-7	p-Dichlorobenzene	5.0 U	39.9	24.1	60* a	39.9	24.7	62* a	2	67-119/17
156-60-5	trans-1,2-Dichloroethylene	5.0 U	39.9	30.7	77	39.9	31.0	78	1	66-113/19
10061-02-6	trans-1,3-Dichloropropene	5.0 U	39.9	24.4	61* a	39.9	25.2	63* a	3	70-118/17
100-41-4	Ethylbenzene	5.0 U	39.9	30.5	76	39.9	31.2	78	2	71-118/18
637-92-3	Ethyl tert-Butyl Ether	5.0 U	39.9	27.9	70	39.9	28.4	71	2	69-125/19

\* = Outside of Control Limits.

# Matrix Spike/Matrix Spike Duplicate Summary

**Job Number:** C46446  
**Account:** ATCCAR ATC Group Services  
**Project:** Premier Hyundai 2820 Broadway Oakland

Sample	File ID	DF	Analyzed	By	Prep Date	Prep Batch	Analytical Batch
C46485-1MS	M61850.D	1	07/13/16	JT	n/a	n/a	VM1859
C46485-1MSD	M61851.D	1	07/13/16	JT	n/a	n/a	VM1859
C46485-1	M61836.D	1	07/13/16	JT	n/a	n/a	VM1859

The QC reported here applies to the following samples:

Method: SW846 8260B

C46446-1, C46446-2, C46446-3, C46446-5, C46446-8, C46446-9, C46446-1R, C46446-2R, C46446-3R, C46446-5R, C46446-8R, C46446-9R

CAS No.	Compound	C46485-1 ug/kg	Spike Q	MS ug/kg	MS %	Spike ug/kg	MSD ug/kg	MSD %	RPD	Limits Rec/RPD
591-78-6	2-Hexanone	20 U		160	124	78	160	126	2	53-153/27
87-68-3	Hexachlorobutadiene	5.0 U		39.9	18.4	46* a	39.9	19.3	5	65-125/22
98-82-8	Isopropylbenzene	5.0 U		39.9	32.2	81	39.9	31.2	3	70-119/19
99-87-6	p-Isopropyltoluene	5.0 U		39.9	28.3	71	39.9	28.6	1	68-120/20
108-10-1	4-Methyl-2-pentanone	20 U		160	104	65	160	111	7	60-145/26
74-83-9	Methyl bromide	5.0 U		39.9	31.6	79	39.9	31.5	0	66-130/18
74-87-3	Methyl chloride	5.0 U		39.9	22.4	56	39.9	22.4	0	50-140/25
74-95-3	Methylene bromide	5.0 U		39.9	28.3	71* a	39.9	29.2	3	72-127/17
75-09-2	Methylene chloride	20 U		39.9	32.2	81	39.9	32.5	1	69-121/18
78-93-3	Methyl ethyl ketone	20 U		160	122	76	160	120	2	59-147/30
1634-04-4	Methyl Tert Butyl Ether	5.0 U		39.9	27.5	69	39.9	26.8	3	68-121/19
91-20-3	Naphthalene	5.0 U		39.9	19.1	48* a	39.9	20.3	6	68-129/22
103-65-1	n-Propylbenzene	5.0 U		39.9	27.8	70	39.9	29.0	4	67-116/20
100-42-5	Styrene	5.0 U		39.9	28.6	72	39.9	28.7	0	68-120/17
994-05-8	Tert-Amyl Methyl Ether	5.0 U		39.9	29.7	74	39.9	29.7	0	70-129/20
75-65-0	Tert Butyl Alcohol	40 U		200	142	71	200	141	1	50-163/30
630-20-6	1,1,1,2-Tetrachloroethane	5.0 U		39.9	30.4	76	39.9	30.7	1	70-123/18
71-55-6	1,1,1-Trichloroethane	5.0 U		39.9	32.0	80	39.9	32.4	1	71-128/20
79-34-5	1,1,2,2-Tetrachloroethane	5.0 U		39.9	23.6	59* a	39.9	25.4	7	69-126/18
79-00-5	1,1,2-Trichloroethane	5.0 U		39.9	27.0	68* a	39.9	27.9	3	70-120/17
87-61-6	1,2,3-Trichlorobenzene	5.0 U		39.9	15.0	38* a	39.9	15.6	4	65-125/23
96-18-4	1,2,3-Trichloropropane	5.0 U		39.9	28.4	71	39.9	28.7	1	69-128/18
120-82-1	1,2,4-Trichlorobenzene	5.0 U		39.9	16.1	40* a	39.9	16.7	4	65-125/22
95-63-6	1,2,4-Trimethylbenzene	5.0 U		39.9	26.9	67	39.9	27.2	1	67-118/19
108-67-8	1,3,5-Trimethylbenzene	5.0 U		39.9	28.7	72	39.9	28.9	1	68-120/20
127-18-4	Tetrachloroethylene	5.0 U		39.9	53.6	134* a	39.9	55.8	4	66-125/18
108-88-3	Toluene	5.0 U		39.9	31.0	78	39.9	31.9	3	72-116/18
79-01-6	Trichloroethylene	5.0 U		39.9	38.2	96	39.9	39.8	4	70-126/18
75-69-4	Trichlorofluoromethane	5.0 U		39.9	32.9	82	39.9	33.2	1	70-138/19
75-01-4	Vinyl chloride	5.0 U		39.9	26.8	67	39.9	28.6	6	55-146/22
1330-20-7	Xylene (total)	9.9 U		120	93.2	78	120	93.8	1	68-118/18

CAS No.	Surrogate Recoveries	MS	MSD	C46485-1	Limits
1868-53-7	Dibromofluoromethane	90%	89%	100%	72-140%

\* = Outside of Control Limits.

# Matrix Spike/Matrix Spike Duplicate Summary

**Job Number:** C46446  
**Account:** ATCCAR ATC Group Services  
**Project:** Premier Hyundai 2820 Broadway Oakland

Sample	File ID	DF	Analyzed	By	Prep Date	Prep Batch	Analytical Batch
C46485-1MS	M61850.D	1	07/13/16	JT	n/a	n/a	VM1859
C46485-1MSD	M61851.D	1	07/13/16	JT	n/a	n/a	VM1859
C46485-1	M61836.D	1	07/13/16	JT	n/a	n/a	VM1859

The QC reported here applies to the following samples:

Method: SW846 8260B

C46446-1, C46446-2, C46446-3, C46446-5, C46446-8, C46446-9, C46446-1R, C46446-2R, C46446-3R, C46446-5R, C46446-8R, C46446-9R

CAS No.	Surrogate Recoveries	MS	MSD	C46485-1	Limits
2037-26-5	Toluene-D8	94%	94%	94%	87-113%
460-00-4	4-Bromofluorobenzene	97%	94%	101%	81-115%

(a) Outside control limits due to matrix interference.

\* = Outside of Control Limits.

5.4.1  
 5

# Matrix Spike/Matrix Spike Duplicate Summary

**Job Number:** C46446  
**Account:** ATCCAR ATC Group Services  
**Project:** Premier Hyundai 2820 Broadway Oakland

Sample	File ID	DF	Analyzed	By	Prep Date	Prep Batch	Analytical Batch
C46446-4MS	M61930.D	1	07/19/16	JT	n/a	n/a	VM1861
C46446-4MSD	M61931.D	1	07/19/16	JT	n/a	n/a	VM1861
C46446-4	M61918.D	1	07/18/16	JT	n/a	n/a	VM1861

The QC reported here applies to the following samples:

Method: SW846 8260B

C46446-4, C46446-4R

CAS No.	Compound	C46446-4 ug/kg	Spike ug/kg	MS ug/kg	MS %	Spike ug/kg	MSD ug/kg	MSD %	RPD	Limits Rec/RPD
67-64-1	Acetone	ND	7160	6010	84	7160	4940	69	20	47-163/30
71-43-2	Benzene	ND	1790	1760	98	1790	1740	97	1	72-122/18
108-86-1	Bromobenzene	ND	1790	1660	93	1790	1670	93	1	68-122/19
74-97-5	Bromochloromethane	ND	1790	1800	101	1790	1780	100	1	71-129/18
75-27-4	Bromodichloromethane	ND	1790	1610	90	1790	1580	88	2	68-122/18
75-25-2	Bromoform	ND	1790	1720	96	1790	1720	96	0	69-126/18
104-51-8	n-Butylbenzene	ND	1790	1570	88	1790	1600	89	2	66-121/20
135-98-8	sec-Butylbenzene	ND	1790	1650	92	1790	1680	94	2	69-118/20
98-06-6	tert-Butylbenzene	ND	1790	1670	93	1790	1690	94	1	69-117/20
108-90-7	Chlorobenzene	ND	1790	1690	94	1790	1700	95	1	68-117/17
75-00-3	Chloroethane	ND	1790	1810	101	1790	1810	101	0	66-134/18
67-66-3	Chloroform	ND	1790	1580	88	1790	1600	89	1	68-124/18
95-49-8	o-Chlorotoluene	ND	1790	1700	95	1790	1650	92	3	65-120/22
106-43-4	p-Chlorotoluene	ND	1790	1380	77	1790	1500	84	8	64-123/24
56-23-5	Carbon tetrachloride	ND	1790	1600	89	1790	1580	88	1	68-130/20
75-34-3	1,1-Dichloroethane	ND	1790	1640	92	1790	1640	92	0	69-122/19
75-35-4	1,1-Dichloroethylene	ND	1790	1650	92	1790	1640	92	1	69-120/20
563-58-6	1,1-Dichloropropene	ND	1790	1630	91	1790	1600	89	2	69-120/19
96-12-8	1,2-Dibromo-3-chloropropane	ND	1790	1630	91	1790	1620	91	1	64-132/25
106-93-4	1,2-Dibromoethane	ND	1790	1730	97	1790	1700	95	2	70-122/17
107-06-2	1,2-Dichloroethane	ND	1790	1600	89	1790	1600	89	0	69-125/18
78-87-5	1,2-Dichloropropane	ND	1790	1770	99	1790	1740	97	2	71-122/18
142-28-9	1,3-Dichloropropane	ND	1790	1740	97	1790	1700	95	2	74-123/17
108-20-3	Di-Isopropyl ether	ND	1790	1650	92	1790	1660	93	1	69-122/19
594-20-7	2,2-Dichloropropane	ND	1790	1330	74	1790	1370	77	3	63-132/24
124-48-1	Dibromochloromethane	ND	1790	1640	92	1790	1620	91	1	68-121/16
75-71-8	Dichlorodifluoromethane	ND	1790	1120	63	1790	1100	61	2	53-119/22
156-59-2	cis-1,2-Dichloroethylene	ND	1790	1800	101	1790	1810	101	1	72-130/18
10061-01-5	cis-1,3-Dichloropropene	ND	1790	1760	98	1790	1740	97	1	71-130/18
541-73-1	m-Dichlorobenzene	ND	1790	1630	91	1790	1650	92	1	67-119/18
95-50-1	o-Dichlorobenzene	ND	1790	1720	96	1790	1720	96	0	68-119/17
106-46-7	p-Dichlorobenzene	ND	1790	1630	91	1790	1650	92	1	67-119/17
156-60-5	trans-1,2-Dichloroethylene	ND	1790	1570	88	1790	1580	88	1	66-113/19
10061-02-6	trans-1,3-Dichloropropene	ND	1790	1520	85	1790	1520	85	0	70-118/17
100-41-4	Ethylbenzene	ND	1790	1690	94	1790	1700	95	1	71-118/18
637-92-3	Ethyl tert-Butyl Ether	ND	1790	1670	93	1790	1680	94	1	69-125/19

\* = Outside of Control Limits.

# Matrix Spike/Matrix Spike Duplicate Summary

**Job Number:** C46446  
**Account:** ATCCAR ATC Group Services  
**Project:** Premier Hyundai 2820 Broadway Oakland

Sample	File ID	DF	Analyzed	By	Prep Date	Prep Batch	Analytical Batch
C46446-4MS	M61930.D	1	07/19/16	JT	n/a	n/a	VM1861
C46446-4MSD	M61931.D	1	07/19/16	JT	n/a	n/a	VM1861
C46446-4	M61918.D	1	07/18/16	JT	n/a	n/a	VM1861

The QC reported here applies to the following samples:

Method: SW846 8260B

C46446-4, C46446-4R

CAS No.	Compound	C46446-4 ug/kg	Spike Q ug/kg	MS ug/kg	MS %	Spike ug/kg	MSD ug/kg	MSD %	RPD	Limits Rec/RPD	
591-78-6	2-Hexanone	ND		7160	6990	98	7160	6860	96	2	53-153/27
87-68-3	Hexachlorobutadiene	ND		1790	1690	94	1790	1710	96	1	65-125/22
98-82-8	Isopropylbenzene	ND		1790	1720	96	1790	1720	96	0	70-119/19
99-87-6	p-Isopropyltoluene	ND		1790	1660	93	1790	1670	93	1	68-120/20
108-10-1	4-Methyl-2-pentanone	ND		7160	6900	96	7160	6820	95	1	60-145/26
74-83-9	Methyl bromide	ND		1790	1620	91	1790	1580	88	3	66-130/18
74-87-3	Methyl chloride	ND		1790	1360	76	1790	1380	77	1	50-140/25
74-95-3	Methylene bromide	ND		1790	1750	98	1790	1690	94	3	72-127/17
75-09-2	Methylene chloride	ND		1790	1640	92	1790	1620	91	1	69-121/18
78-93-3	Methyl ethyl ketone	ND		7160	6170	86	7160	5470	76	12	59-147/30
1634-04-4	Methyl Tert Butyl Ether	ND		1790	1580	88	1790	1530	86	3	68-121/19
91-20-3	Naphthalene	ND		1790	1990	111	1790	2010	112	1	68-129/22
103-65-1	n-Propylbenzene	ND		1790	1550	87	1790	1570	88	1	67-116/20
100-42-5	Styrene	ND		1790	1780	100	1790	1790	100	1	68-120/17
994-05-8	Tert-Amyl Methyl Ether	ND		1790	1740	97	1790	1730	97	1	70-129/20
75-65-0	Tert Butyl Alcohol	ND		8940	10100	113	8940	9840	110	3	50-163/30
630-20-6	1,1,1,2-Tetrachloroethane	ND		1790	1700	95	1790	1690	94	1	70-123/18
71-55-6	1,1,1-Trichloroethane	ND		1790	1570	88	1790	1590	89	1	71-128/20
79-34-5	1,1,2,2-Tetrachloroethane	ND		1790	1640	92	1790	1670	93	2	69-126/18
79-00-5	1,1,2-Trichloroethane	ND		1790	1780	100	1790	1770	99	1	70-120/17
87-61-6	1,2,3-Trichlorobenzene	ND		1790	1950	109	1790	1980	111	2	65-125/23
96-18-4	1,2,3-Trichloropropane	ND		1790	2020	113	1790	2000	112	1	69-128/18
120-82-1	1,2,4-Trichlorobenzene	ND		1790	1830	102	1790	1820	102	1	65-125/22
95-63-6	1,2,4-Trimethylbenzene	ND		1790	1620	91	1790	1630	91	1	67-118/19
108-67-8	1,3,5-Trimethylbenzene	ND		1790	1650	92	1790	1680	94	2	68-120/20
127-18-4	Tetrachloroethylene	ND		1790	1850	103	1790	1750	98	6	66-125/18
108-88-3	Toluene	ND		1790	1700	95	1790	1690	94	1	72-116/18
79-01-6	Trichloroethylene	ND		1790	1810	101	1790	1770	99	2	70-126/18
75-69-4	Trichlorofluoromethane	ND		1790	1580	88	1790	1580	88	0	70-138/19
75-01-4	Vinyl chloride	ND		1790	945	53* a	1790	966	54* a	2	55-146/22
1330-20-7	Xylene (total)	ND		5370	5110	95	5370	5160	96	1	68-118/18

CAS No.	Surrogate Recoveries	MS	MSD	C46446-4	Limits
1868-53-7	Dibromofluoromethane	91%	91%	95%	72-140%

\* = Outside of Control Limits.

# Matrix Spike/Matrix Spike Duplicate Summary

**Job Number:** C46446  
**Account:** ATCCAR ATC Group Services  
**Project:** Premier Hyundai 2820 Broadway Oakland

Sample	File ID	DF	Analyzed	By	Prep Date	Prep Batch	Analytical Batch
C46446-4MS	M61930.D	1	07/19/16	JT	n/a	n/a	VM1861
C46446-4MSD	M61931.D	1	07/19/16	JT	n/a	n/a	VM1861
C46446-4	M61918.D	1	07/18/16	JT	n/a	n/a	VM1861

The QC reported here applies to the following samples:

Method: SW846 8260B

C46446-4, C46446-4R

CAS No.	Surrogate Recoveries	MS	MSD	C46446-4	Limits
2037-26-5	Toluene-D8	94%	95%	97%	87-113%
460-00-4	4-Bromofluorobenzene	103%	103%	111%	81-115%

(a) Outside control limits due to matrix interference. AZ:M2

\* = Outside of Control Limits.

5.4.2  
 5



GC/MS Volatiles

Raw Data

9

Quantitation Report (QT Reviewed)

Data Path : C:\MSDCHEM\1\DATA\M160713\
Data File : M61839.D
Acq On : 13 Jul 2016 4:31 pm
Operator : johannat
Sample : C46446-1
Misc : MS1912,VM1859,5.04,,,,,1
ALS Vial : 13 Sample Multiplier: 1

Quant Time: Aug 03 18:23:20 2016
Quant Method : C:\MSDCHEM\1\METHODS\VM1848S.M
Quant Title : EPA 8260B
QLast Update : Fri Jun 24 10:07:55 2016
Response via : Initial Calibration

Table with 7 columns: Internal Standards, R.T., QIon, Response, Conc, Units, Dev(Min). Rows include Pentafluorobenzene, 1,4-Difluorobenzene, Chlorobenzene-d5, 1,4-Dichlorobenzene-d4, and 1,4-Dichlorobenzene-d4A.

System Monitoring Compounds table with 7 columns. Rows include Dibromofluoromethane and Toluene-d8, each with Spiked Amount and Spiked Amount entries.

Target Compounds table with 7 columns. Row 100) TPH-GRO (C6-C10) with R.T. 14.603, TIC 3405976m, and Conc 8.32 ppb.

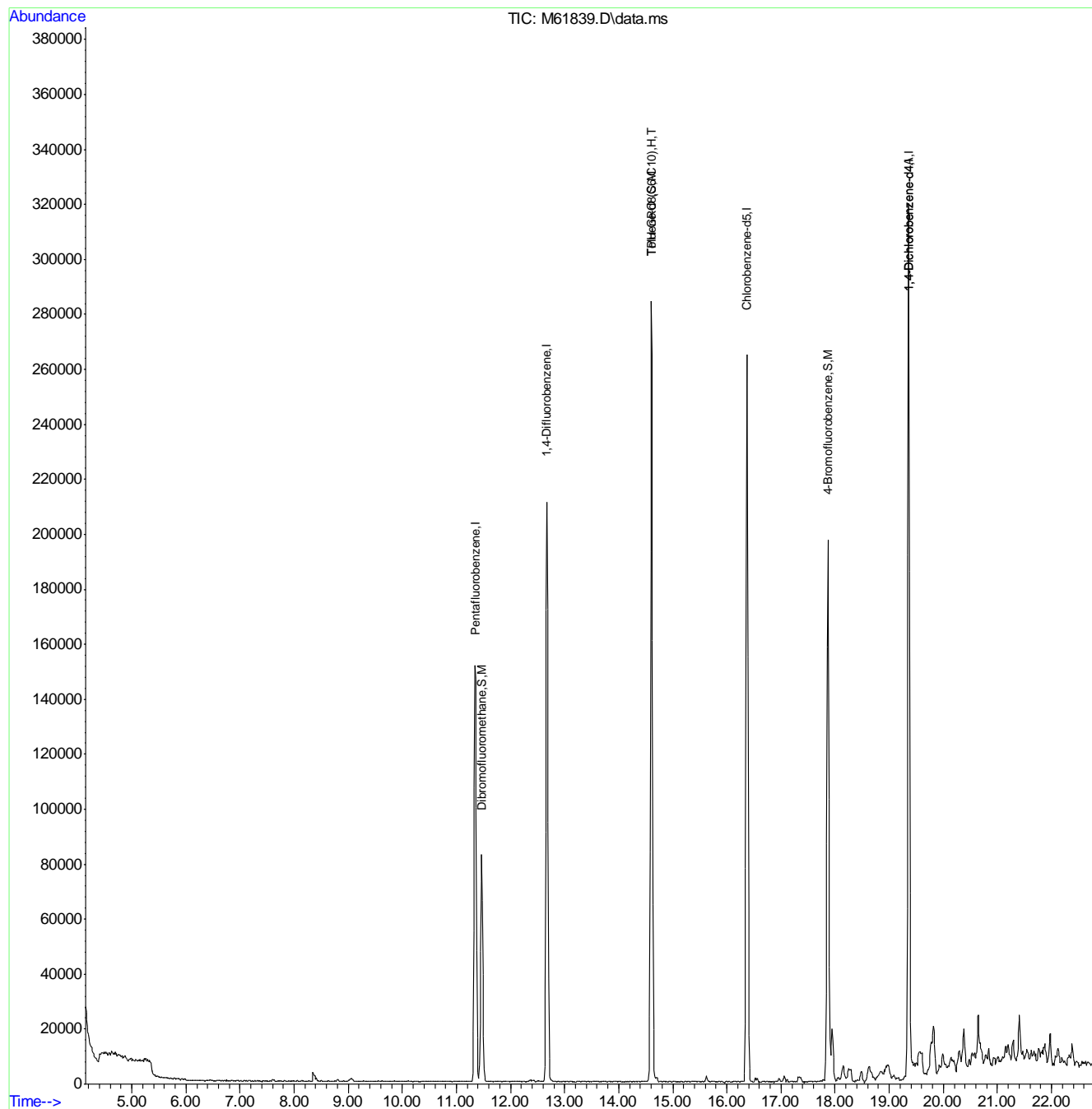
(#) = qualifier out of range (m) = manual integration (+) = signals summed

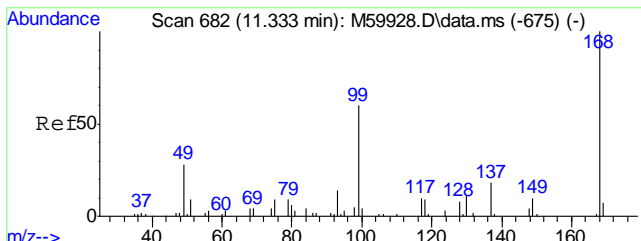
6.1.1
6

## Quantitation Report (QT Reviewed)

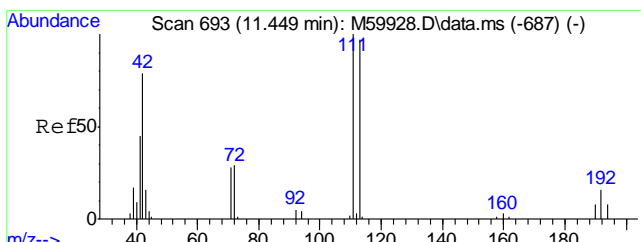
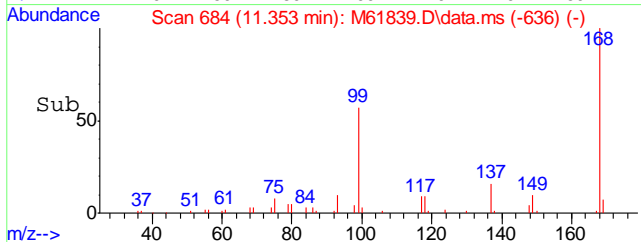
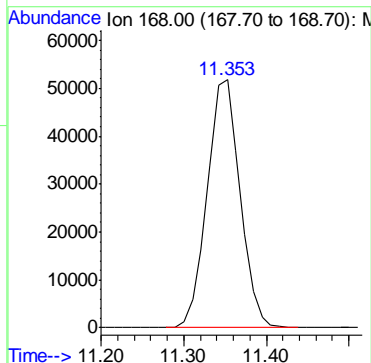
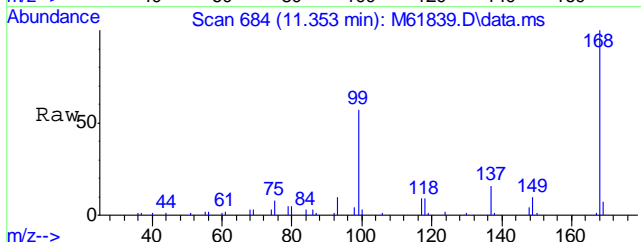
Data Path : C:\MSDCHEM\1\DATA\M160713\  
Data File : M61839.D  
Acq On : 13 Jul 2016 4:31 pm  
Operator : johannat  
Sample : C46446-1  
Misc : MS1912,VM1859,5.04,,,,,1  
ALS Vial : 13 Sample Multiplier: 1

Quant Time: Aug 03 18:23:20 2016  
Quant Method : C:\MSDCHEM\1\METHODS\VM1848S.M  
Quant Title : EPA 8260B  
QLast Update : Fri Jun 24 10:07:55 2016  
Response via : Initial Calibration

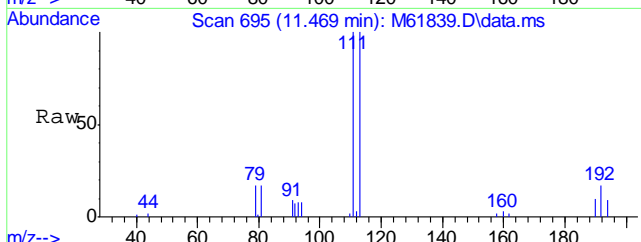




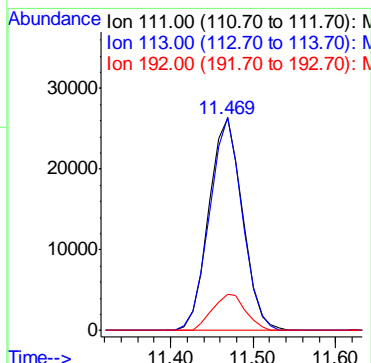
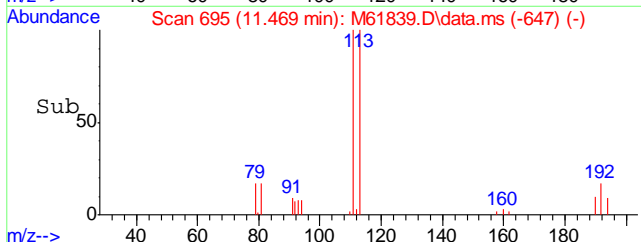
#1  
 Pentafluorobenzene  
 Concen: 20.00 ppb  
 RT: 11.353 min Scan# 684  
 Delta R.T. 0.009 min  
 Lab File: M61839.D  
 Acq: 13 Jul 2016 4:31 pm  
 Tgt Ion:168 Resp: 143919

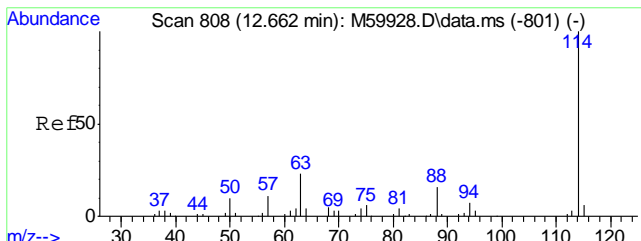


#36  
 Dibromofluoromethane  
 Concen: 20.46 ppb  
 RT: 11.469 min Scan# 695  
 Delta R.T. 0.009 min  
 Lab File: M61839.D  
 Acq: 13 Jul 2016 4:31 pm  
 Tgt Ion:111 Resp: 74676

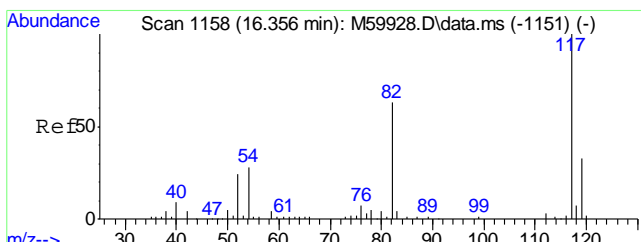
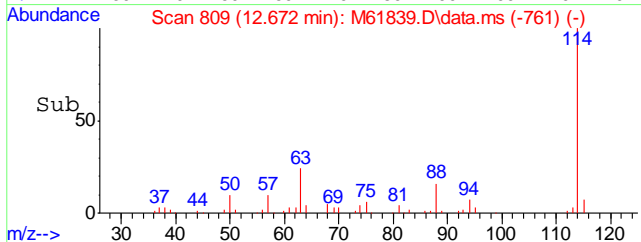
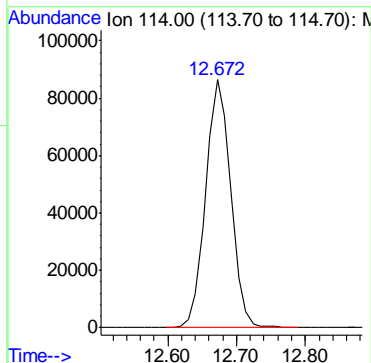
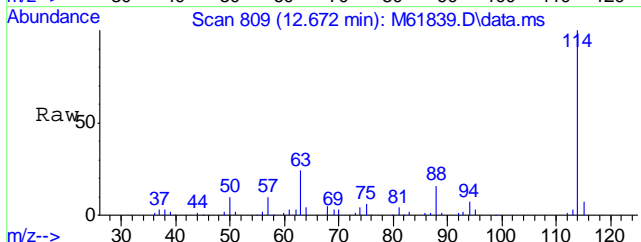


Ion	Ratio	Lower	Upper
111	100		
113	97.7	77.7	117.7
192	16.9	0.0	36.3

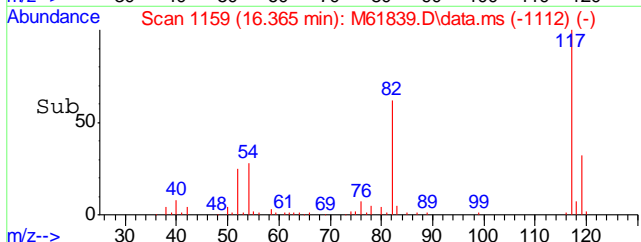
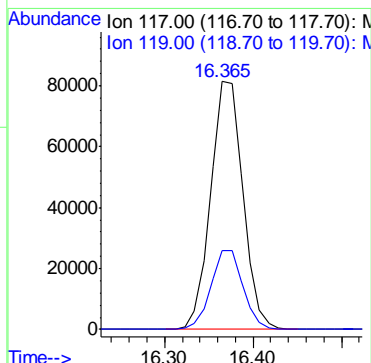
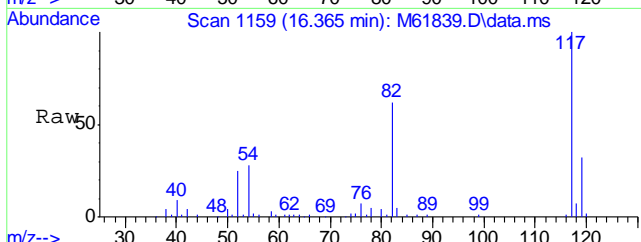


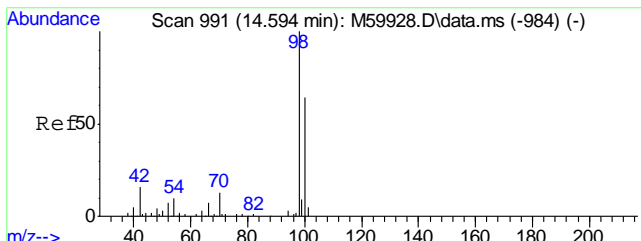


#40  
 1,4-Difluorobenzene  
 Concen: 20.00 ppb  
 RT: 12.672 min Scan# 809  
 Delta R.T. 0.009 min  
 Lab File: M61839.D  
 Acq: 13 Jul 2016 4:31 pm  
 Tgt Ion:114 Resp: 219602



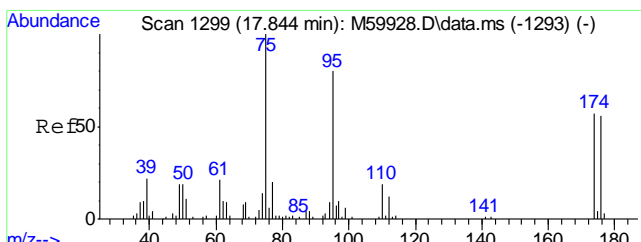
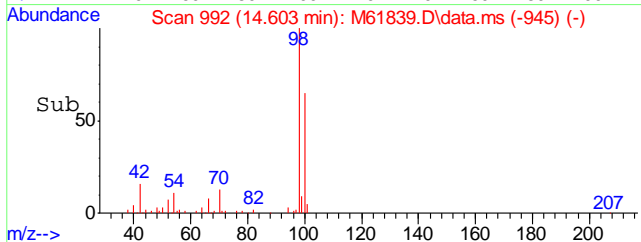
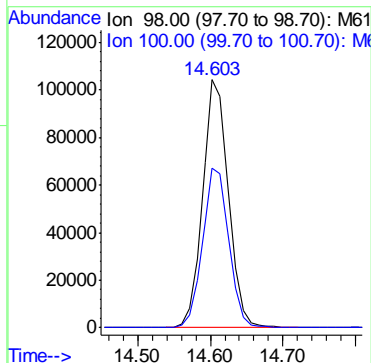
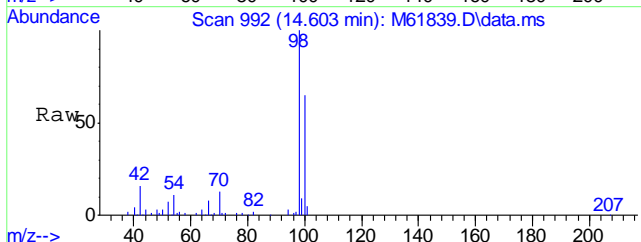
#55  
 Chlorobenzene-d5  
 Concen: 20.00 ppb  
 RT: 16.365 min Scan# 1159  
 Delta R.T. -0.001 min  
 Lab File: M61839.D  
 Acq: 13 Jul 2016 4:31 pm  
 Tgt Ion:117 Resp: 207335  
 Ion Ratio Lower Upper  
 117 100  
 119 31.8 11.2 51.2





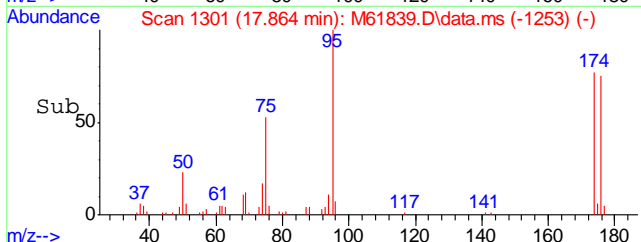
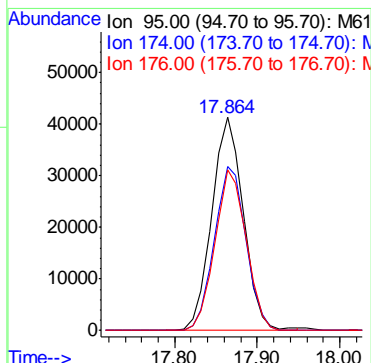
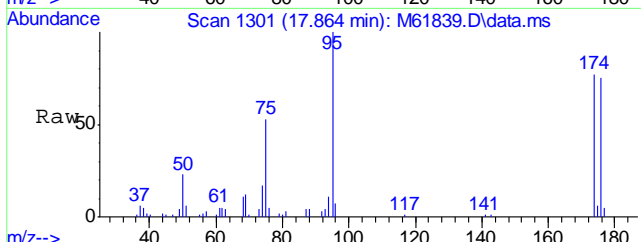
#56  
Toluene-d8  
Concen: 19.04 ppb  
RT: 14.603 min Scan# 992  
Delta R.T. -0.001 min  
Lab File: M61839.D  
Acq: 13 Jul 2016 4:31 pm

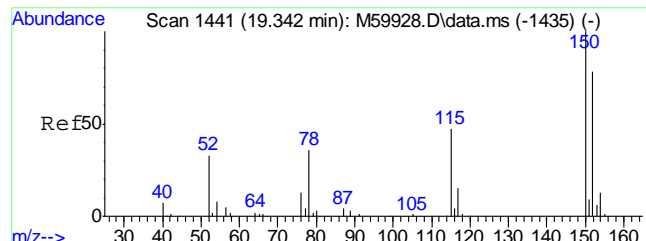
Tgt Ion	Resp	Lower	Upper
98	257614	100	
100	65.6	44.3	84.3



#74  
4-Bromofluorobenzene  
Concen: 20.72 ppb  
RT: 17.864 min Scan# 1301  
Delta R.T. 0.009 min  
Lab File: M61839.D  
Acq: 13 Jul 2016 4:31 pm

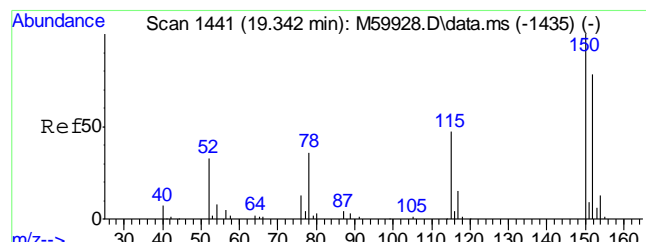
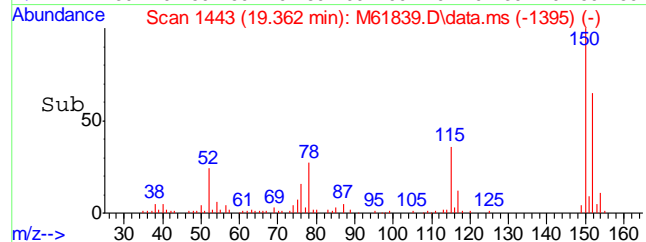
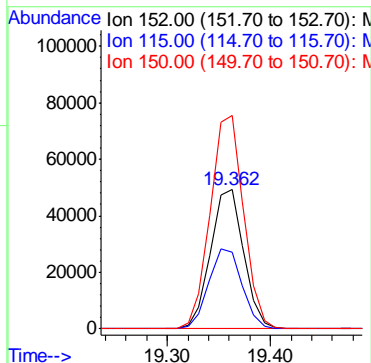
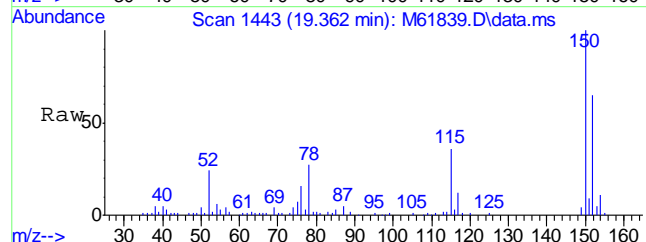
Tgt Ion	Resp	Lower	Upper
95	110253	100	
174	76.8	54.3	94.3
176	74.4	51.5	91.5





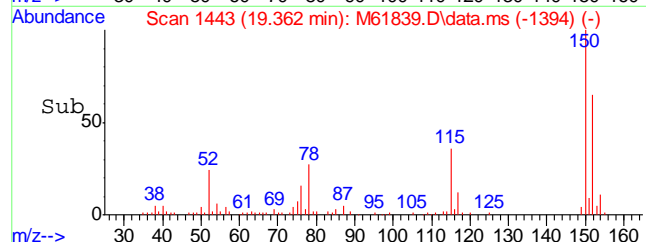
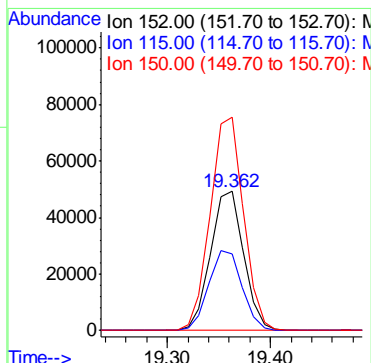
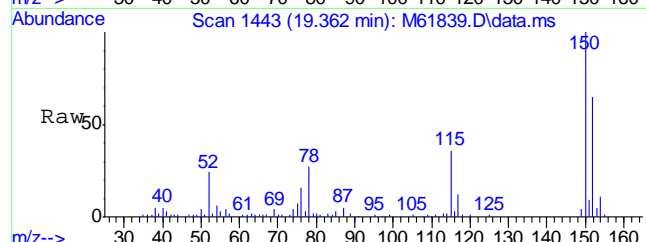
#77  
 1,4-Dichlorobenzene-d4  
 Concen: 20.00 ppb  
 RT: 19.362 min Scan# 1443  
 Delta R.T. 0.009 min  
 Lab File: M61839.D  
 Acq: 13 Jul 2016 4:31 pm

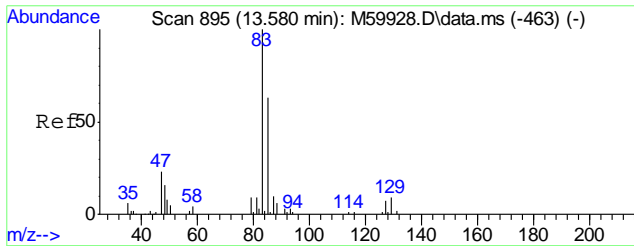
Tgt Ion	Resp	Lower	Upper
152	109708		
152	100		
115	57.9	40.9	80.9
150	154.3	178.6	218.6#



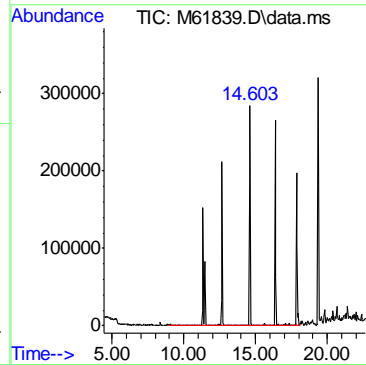
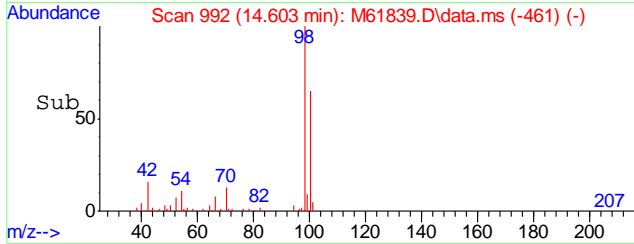
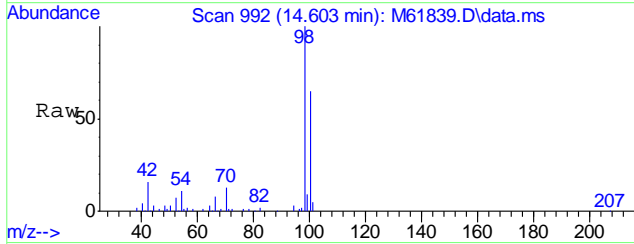
#99  
 1,4-Dichlorobenzene-d4A  
 Concen: 20.00 ppb  
 RT: 19.362 min Scan# 1443  
 Delta R.T. 0.020 min  
 Lab File: M61839.D  
 Acq: 13 Jul 2016 4:31 pm

Tgt Ion	Resp	Lower	Upper
152	109708		
152	100		
115	57.9	37.3	77.3
150	154.3	176.0	216.0#





#100  
TPH-GRO (C6-C10)  
Concen: 8.32 ppb m  
RT: 14.603 min Scan# 992  
Delta R.T. 1.053 min  
Lab File: M61839.D  
Acq: 13 Jul 2016 4:31 pm  
Tgt Ion:TIC Resp: 3405976



6.1.1  
9



Quantitation Report (QT Reviewed)

Data Path : C:\MSDCHEM\1\DATA\M160713\  
Data File : M61839.D  
Acq On : 13 Jul 2016 4:31 pm  
Operator : johannat  
Sample : C46446-1  
Misc : MS1912,VM1859,5.04,,,,,1  
ALS Vial : 13 Sample Multiplier: 1

Quant Time: Aug 03 18:23:20 2016  
Quant Method : C:\MSDCHEM\1\METHODS\VM1848S.M  
Quant Title : EPA 8260B  
QLast Update : Fri Jun 24 10:07:55 2016  
Response via : Initial Calibration

Internal Standards	R.T.	QIon	Response	Conc	Units	Dev(Min)
1) Pentafluorobenzene	11.353	168	143919	20.00	ppb	0.00
40) 1,4-Difluorobenzene	12.672	114	219602	20.00	ppb	0.00
55) Chlorobenzene-d5	16.365	117	207335	20.00	ppb	0.00
77) 1,4-Dichlorobenzene-d4	19.362	152	109708	20.00	ppb	0.00
99) 1,4-Dichlorobenzene-d4A	19.362	152	109708	20.00	ppb	0.02

System Monitoring Compounds						
36) Dibromofluoromethane	11.469	111	74676	20.46	ppb	0.00
Spiked Amount	20.000	Range 80 - 136	Recovery =	102.30%		
56) Toluene-d8	14.603	98	257614	19.04	ppb	0.00
Spiked Amount	20.000	Range 88 - 113	Recovery =	95.20%		
74) 4-Bromofluorobenzene	17.864	95	110253	20.72	ppb	0.00
Spiked Amount	20.000	Range 79 - 115	Recovery =	103.60%		

Target Compounds					Qvalue
100) TPH-GRO (C6-C10)	14.603	TIC	3405976m	8.32	ppb

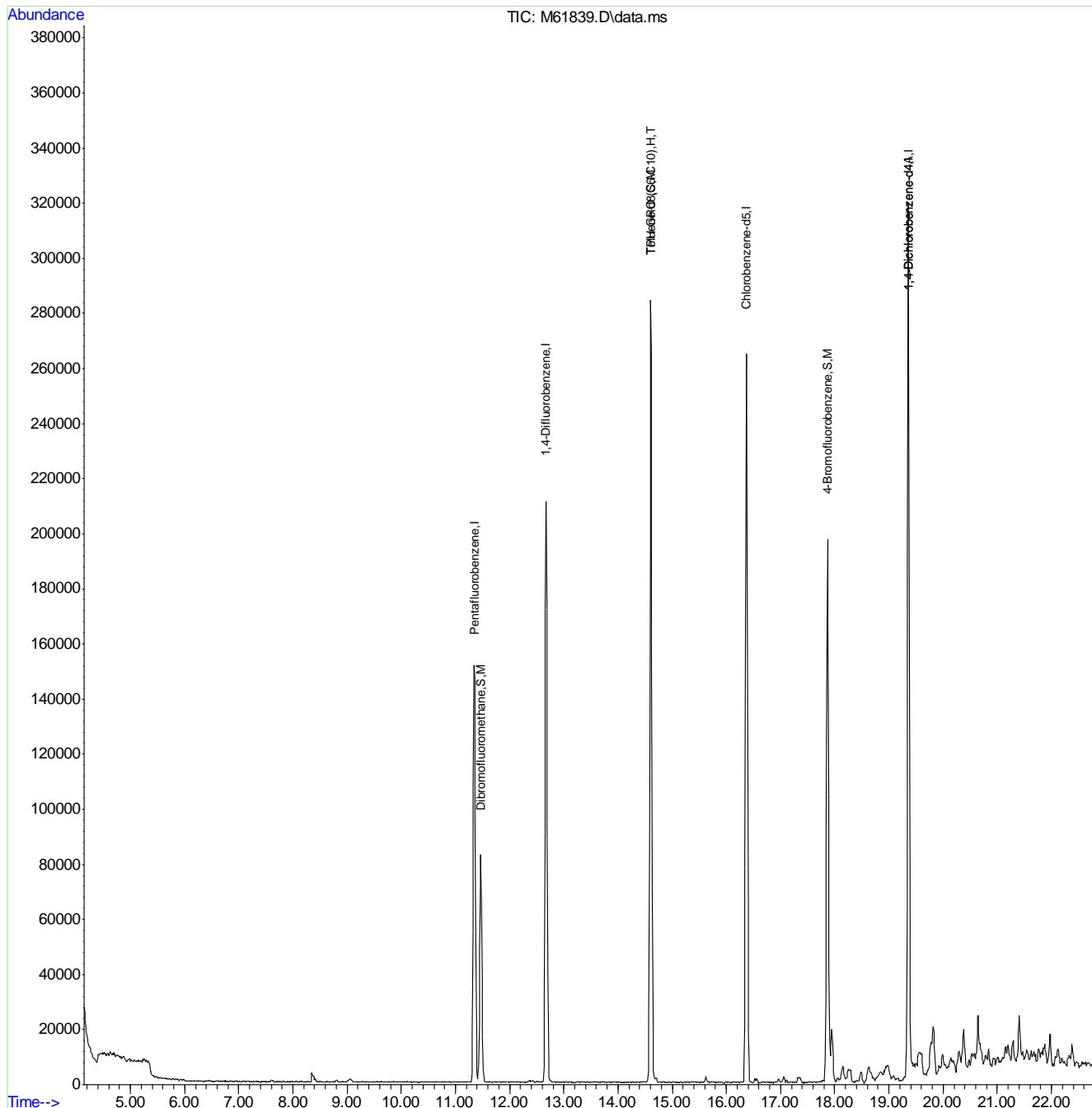
(#) = qualifier out of range (m) = manual integration (+) = signals summed

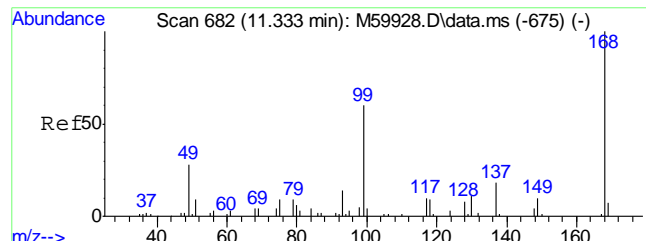
6.12  
6

Quantitation Report (QT Reviewed)

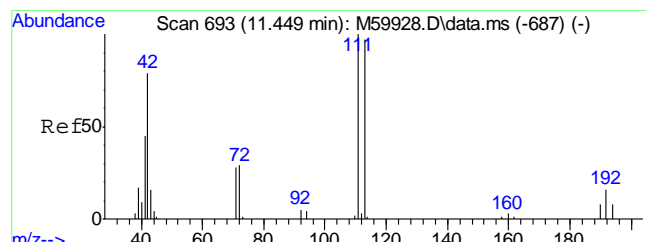
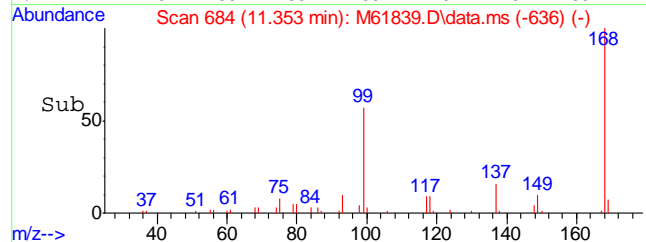
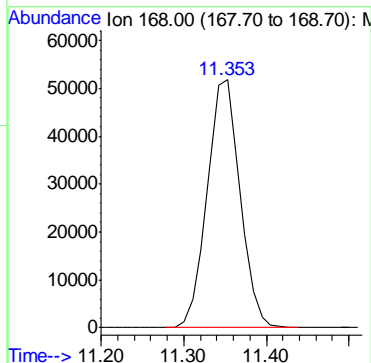
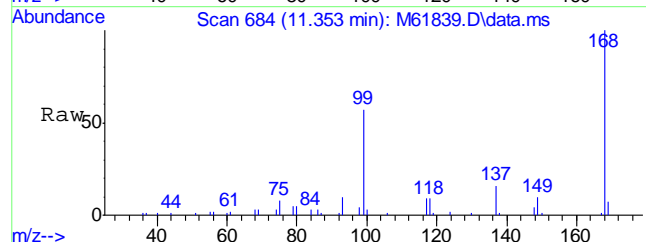
Data Path : C:\MSDCHEM\1\DATA\M160713\  
 Data File : M61839.D  
 Acq On : 13 Jul 2016 4:31 pm  
 Operator : johannat  
 Sample : C46446-1  
 Misc : MS1912,VM1859,5.04,,,,,1  
 ALS Vial : 13 Sample Multiplier: 1

Quant Time: Aug 03 18:23:20 2016  
 Quant Method : C:\MSDCHEM\1\METHODS\VM1848S.M  
 Quant Title : EPA 8260B  
 QLast Update : Fri Jun 24 10:07:55 2016  
 Response via : Initial Calibration

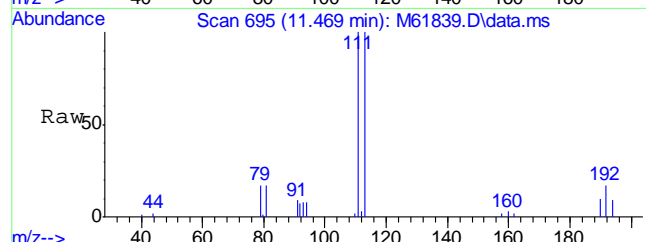




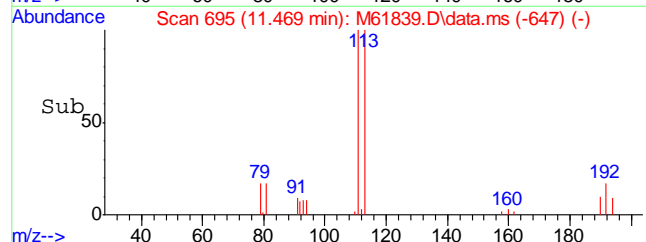
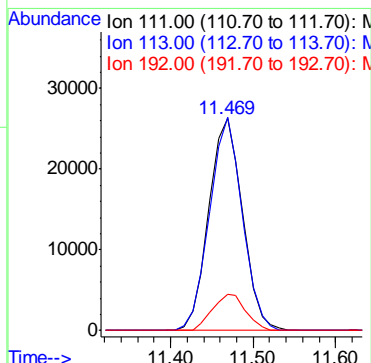
#1  
Pentafluorobenzene  
Concen: 20.00 ppb  
RT: 11.353 min Scan# 684  
Delta R.T. 0.009 min  
Lab File: M61839.D  
Acq: 13 Jul 2016 4:31 pm  
Tgt Ion:168 Resp: 143919

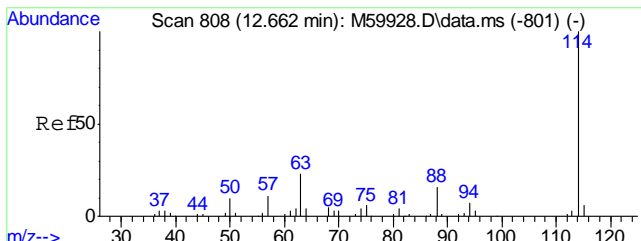


#36  
Dibromofluoromethane  
Concen: 20.46 ppb  
RT: 11.469 min Scan# 695  
Delta R.T. 0.009 min  
Lab File: M61839.D  
Acq: 13 Jul 2016 4:31 pm  
Tgt Ion:111 Resp: 74676

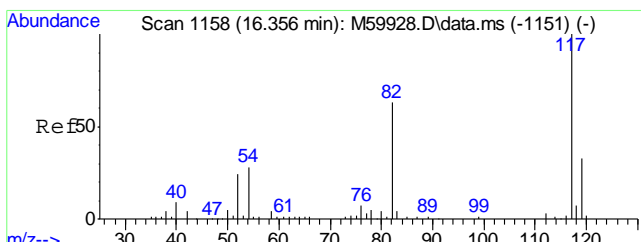
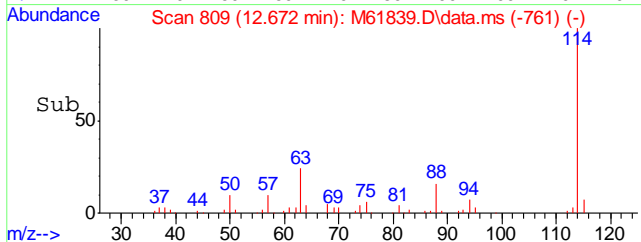
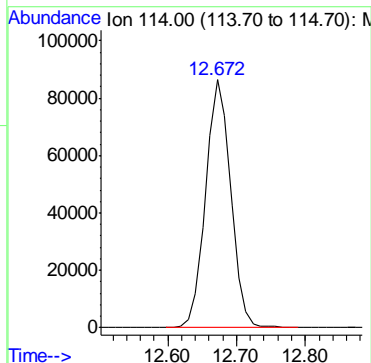
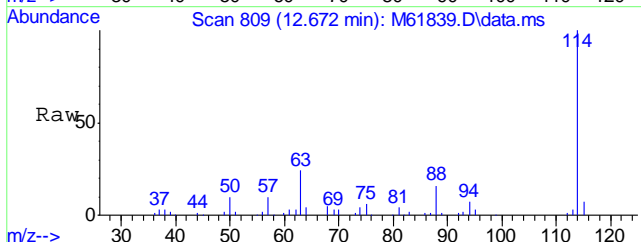


Ion	Ratio	Lower	Upper
111	100		
113	97.7	77.7	117.7
192	16.9	0.0	36.3

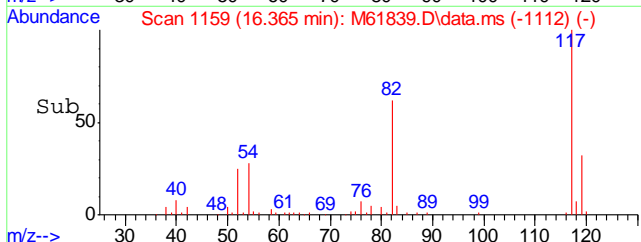
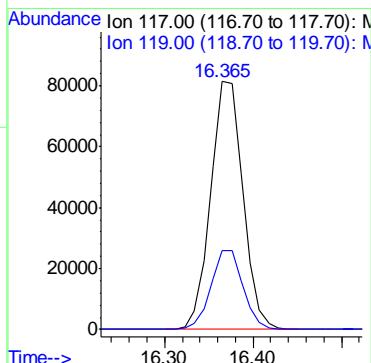
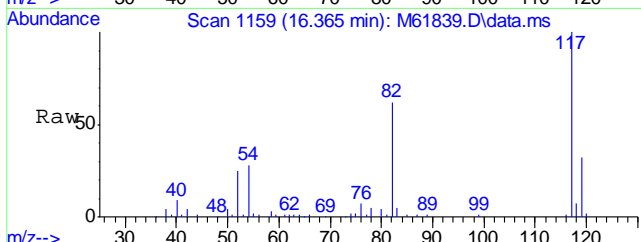


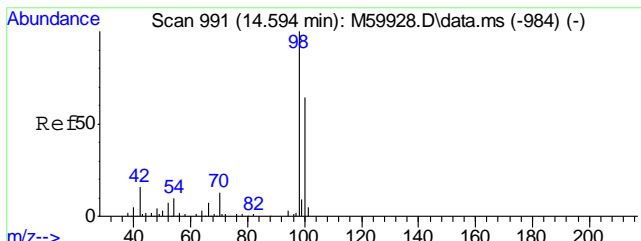


#40  
 1,4-Difluorobenzene  
 Concen: 20.00 ppb  
 RT: 12.672 min Scan# 809  
 Delta R.T. 0.009 min  
 Lab File: M61839.D  
 Acq: 13 Jul 2016 4:31 pm  
 Tgt Ion:114 Resp: 219602



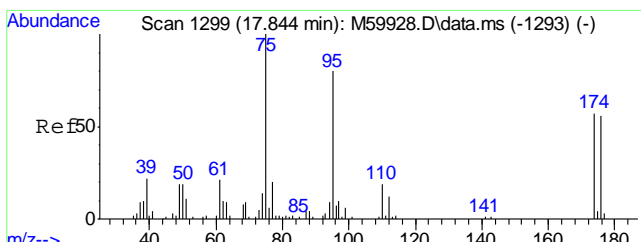
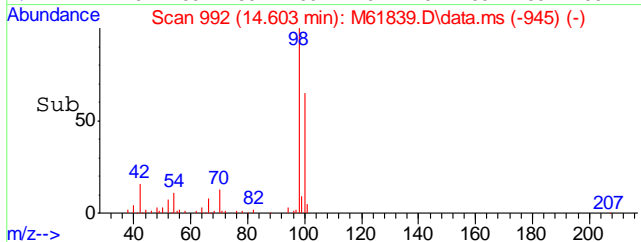
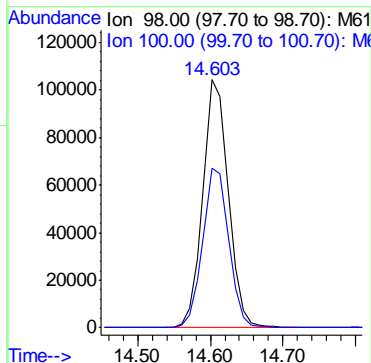
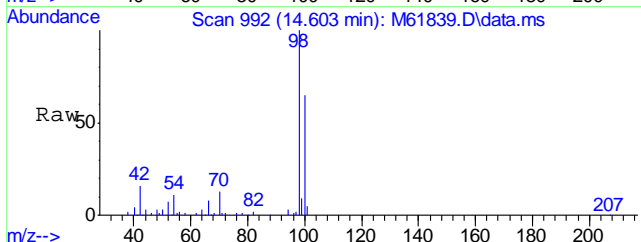
#55  
 Chlorobenzene-d5  
 Concen: 20.00 ppb  
 RT: 16.365 min Scan# 1159  
 Delta R.T. -0.001 min  
 Lab File: M61839.D  
 Acq: 13 Jul 2016 4:31 pm  
 Tgt Ion:117 Resp: 207335  
 Ion Ratio Lower Upper  
 117 100  
 119 31.8 11.2 51.2





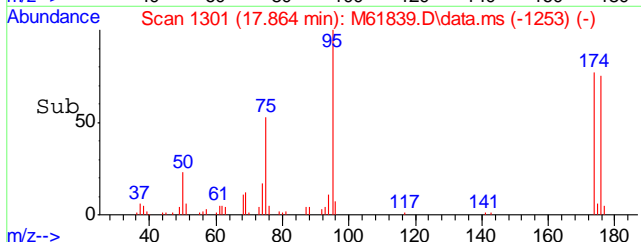
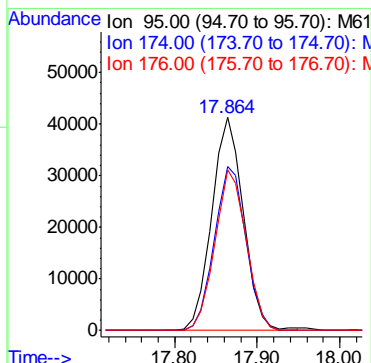
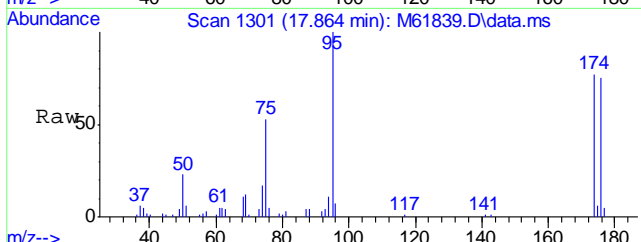
#56  
Toluene-d8  
Concen: 19.04 ppb  
RT: 14.603 min Scan# 992  
Delta R.T. -0.001 min  
Lab File: M61839.D  
Acq: 13 Jul 2016 4:31 pm

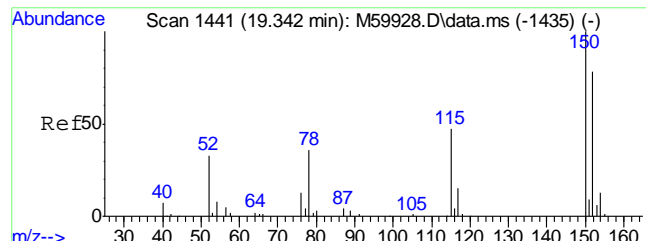
Tgt Ion	Resp	Lower	Upper
98	257614	100	
100	65.6	44.3	84.3



#74  
4-Bromofluorobenzene  
Concen: 20.72 ppb  
RT: 17.864 min Scan# 1301  
Delta R.T. 0.009 min  
Lab File: M61839.D  
Acq: 13 Jul 2016 4:31 pm

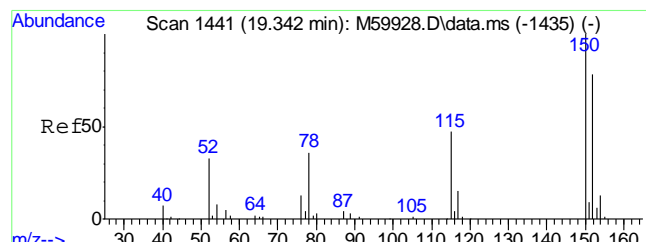
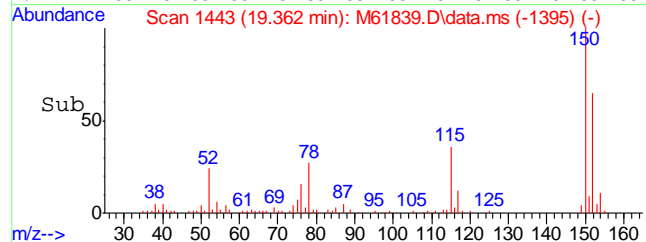
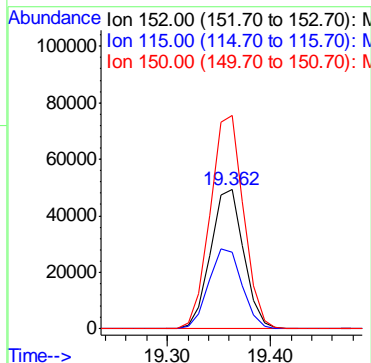
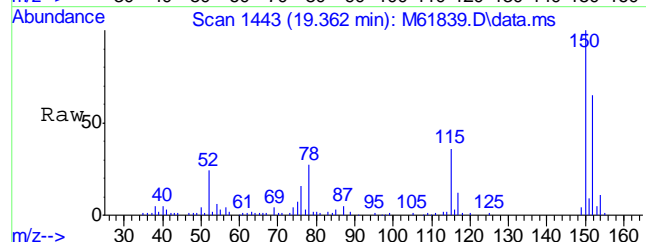
Tgt Ion	Resp	Lower	Upper
95	110253	100	
174	76.8	54.3	94.3
176	74.4	51.5	91.5





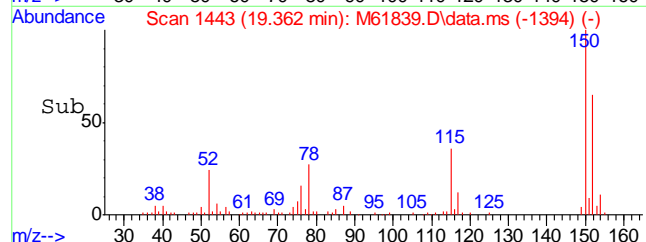
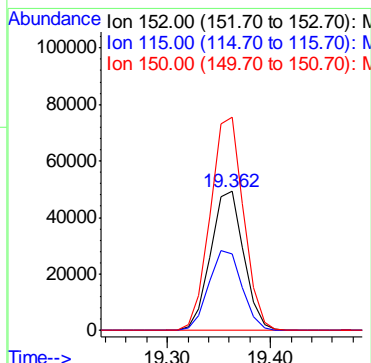
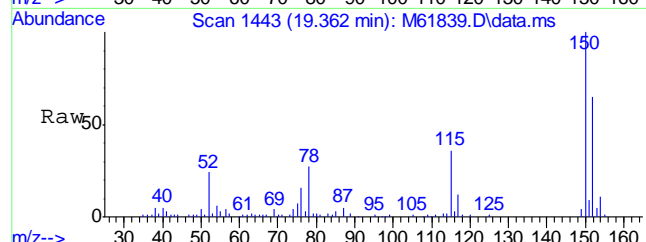
#77  
 1,4-Dichlorobenzene-d4  
 Concen: 20.00 ppb  
 RT: 19.362 min Scan# 1443  
 Delta R.T. 0.009 min  
 Lab File: M61839.D  
 Acq: 13 Jul 2016 4:31 pm

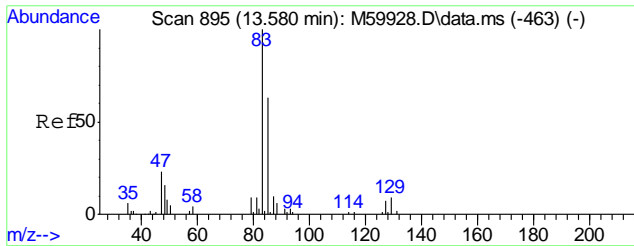
Tgt Ion	Resp	Lower	Upper
152	109708		
152	100		
115	57.9	40.9	80.9
150	154.3	178.6	218.6#



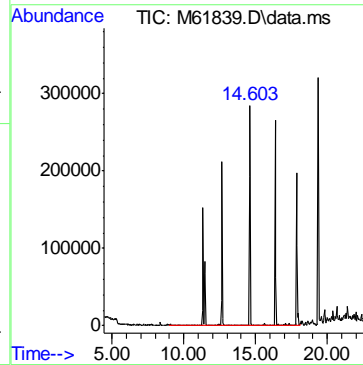
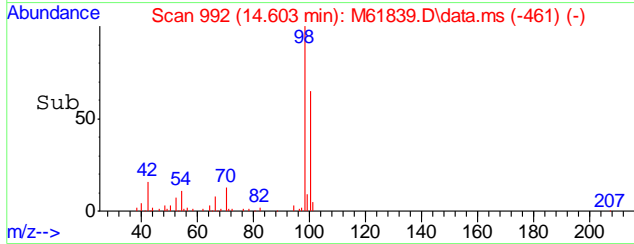
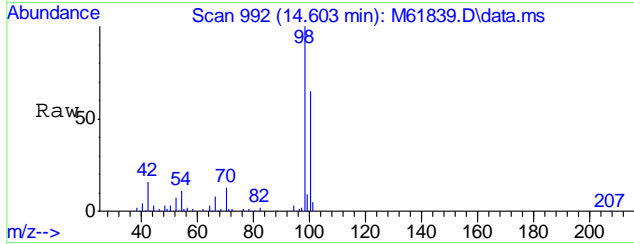
#99  
 1,4-Dichlorobenzene-d4A  
 Concen: 20.00 ppb  
 RT: 19.362 min Scan# 1443  
 Delta R.T. 0.020 min  
 Lab File: M61839.D  
 Acq: 13 Jul 2016 4:31 pm

Tgt Ion	Resp	Lower	Upper
152	109708		
152	100		
115	57.9	37.3	77.3
150	154.3	176.0	216.0#





#100  
 TPH-GRO (C6-C10)  
 Concen: 8.32 ppb m  
 RT: 14.603 min Scan# 992  
 Delta R.T. 1.053 min  
 Lab File: M61839.D  
 Acq: 13 Jul 2016 4:31 pm  
 Tgt Ion:TIC Resp: 3405976



6.1.2  
 6

Quantitation Report (QT Reviewed)

Data Path : C:\MSDCHEM\1\DATA\M160713\  
Data File : M61840.D  
Acq On : 13 Jul 2016 5:02 pm  
Operator : johannat  
Sample : C46446-2  
Misc : MS1912,VM1859,5.17,,,,,1  
ALS Vial : 14 Sample Multiplier: 1

Quant Time: Aug 03 18:23:50 2016  
Quant Method : C:\MSDCHEM\1\METHODS\VM1848S.M  
Quant Title : EPA 8260B  
QLast Update : Fri Jun 24 10:07:55 2016  
Response via : Initial Calibration

Internal Standards	R.T.	QIon	Response	Conc	Units	Dev(Min)
1) Pentafluorobenzene	11.354	168	143381	20.00	ppb	0.01
40) 1,4-Difluorobenzene	12.673	114	217868	20.00	ppb	0.01
55) Chlorobenzene-d5	16.367	117	209473	20.00	ppb	0.00
77) 1,4-Dichlorobenzene-d4	19.353	152	113339	20.00	ppb	0.00
99) 1,4-Dichlorobenzene-d4A	19.353	152	113339	20.00	ppb	0.01

System Monitoring Compounds						
36) Dibromofluoromethane	11.470	111	72739	20.01	ppb	0.01
Spiked Amount	20.000	Range 80 - 136	Recovery =	100.05%		
56) Toluene-d8	14.604	98	258693	18.92	ppb	0.00
Spiked Amount	20.000	Range 88 - 113	Recovery =	94.60%		
74) 4-Bromofluorobenzene	17.865	95	108899	20.26	ppb	0.01
Spiked Amount	20.000	Range 79 - 115	Recovery =	101.30%		

Target Compounds Qvalue

(#) = qualifier out of range (m) = manual integration (+) = signals summed

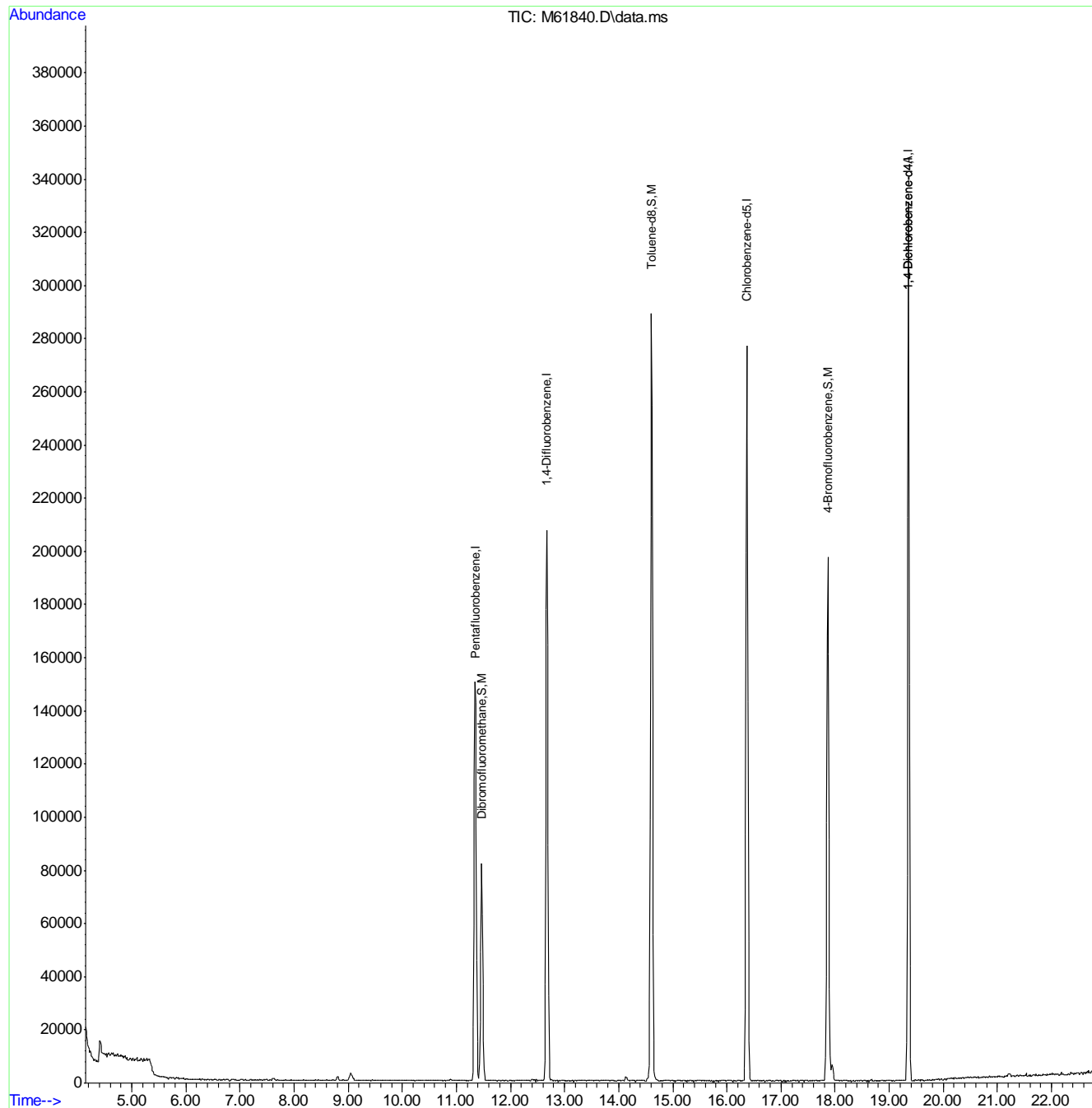
6.1.3  
6

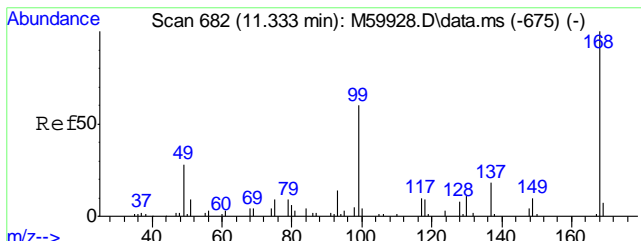


## Quantitation Report (QT Reviewed)

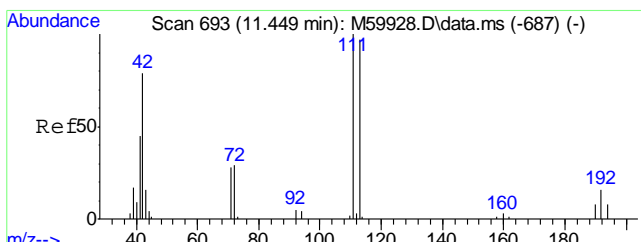
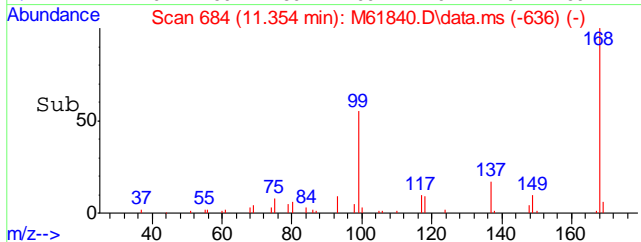
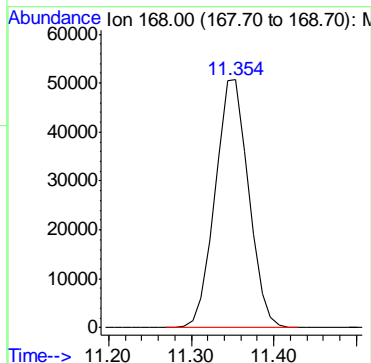
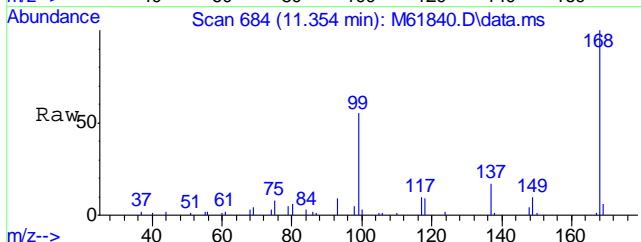
Data Path : C:\MSDCHEM\1\DATA\M160713\  
Data File : M61840.D  
Acq On : 13 Jul 2016 5:02 pm  
Operator : johannat  
Sample : C46446-2  
Misc : MS1912,VM1859,5.17,,,,,1  
ALS Vial : 14 Sample Multiplier: 1

Quant Time: Aug 03 18:23:50 2016  
Quant Method : C:\MSDCHEM\1\METHODS\VM1848S.M  
Quant Title : EPA 8260B  
QLast Update : Fri Jun 24 10:07:55 2016  
Response via : Initial Calibration

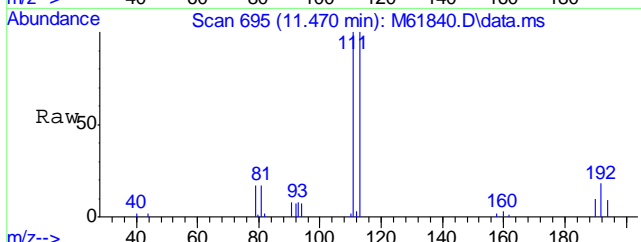




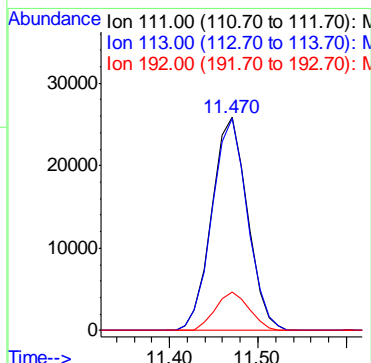
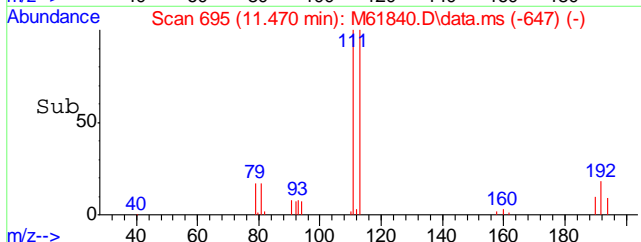
#1  
 Pentafluorobenzene  
 Concen: 20.00 ppb  
 RT: 11.354 min Scan# 684  
 Delta R.T. 0.011 min  
 Lab File: M61840.D  
 Acq: 13 Jul 2016 5:02 pm  
 Tgt Ion:168 Resp: 143381

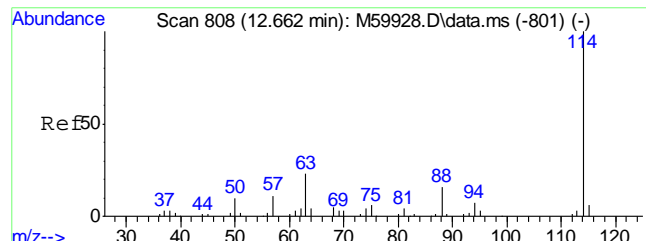


#36  
 Dibromofluoromethane  
 Concen: 20.01 ppb  
 RT: 11.470 min Scan# 695  
 Delta R.T. 0.011 min  
 Lab File: M61840.D  
 Acq: 13 Jul 2016 5:02 pm  
 Tgt Ion:111 Resp: 72739

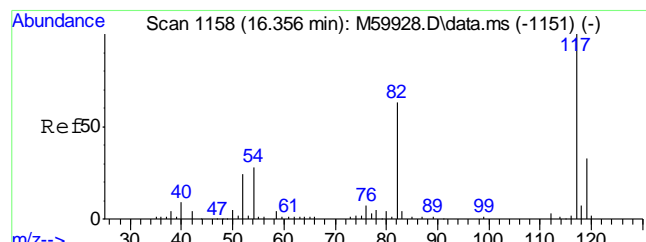
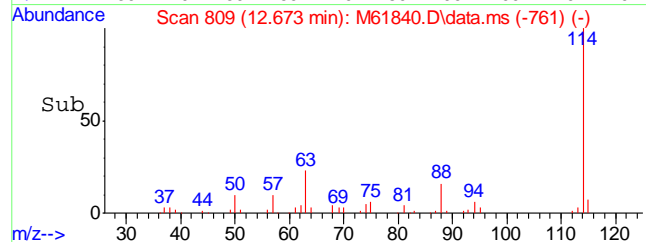
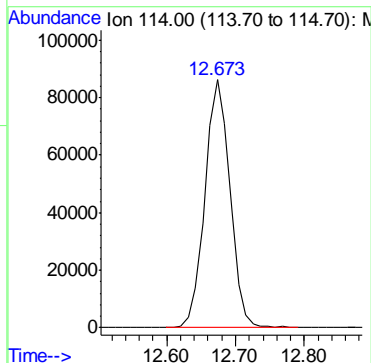
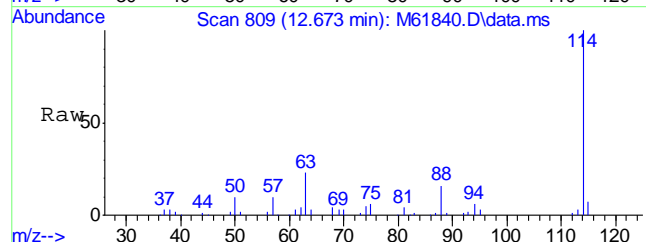


Ion	Ratio	Lower	Upper
111	100		
113	98.3	77.7	117.7
192	17.1	0.0	36.3

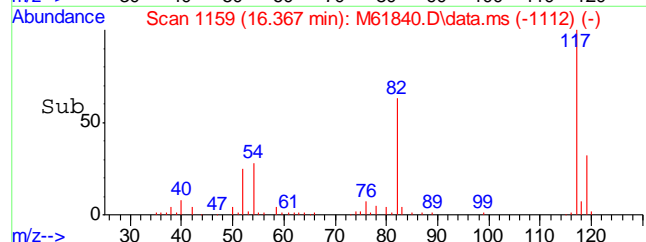
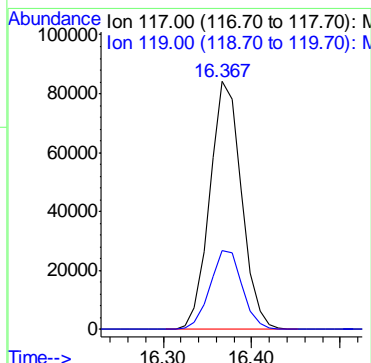
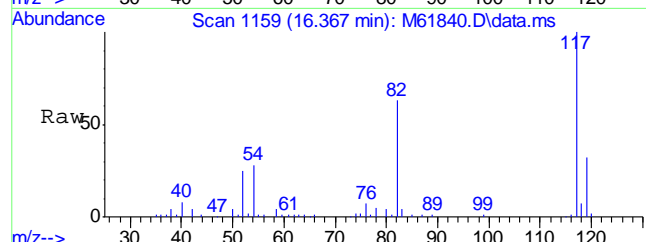


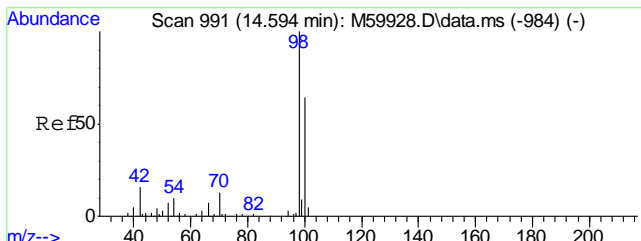


#40  
 1,4-Difluorobenzene  
 Concen: 20.00 ppb  
 RT: 12.673 min Scan# 809  
 Delta R.T. 0.011 min  
 Lab File: M61840.D  
 Acq: 13 Jul 2016 5:02 pm  
 Tgt Ion:114 Resp: 217868



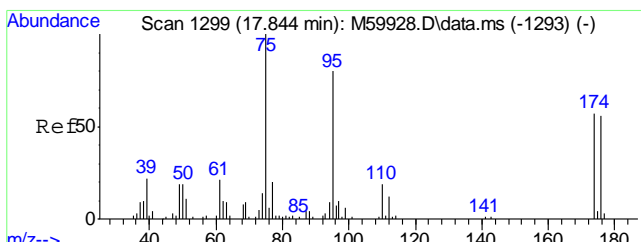
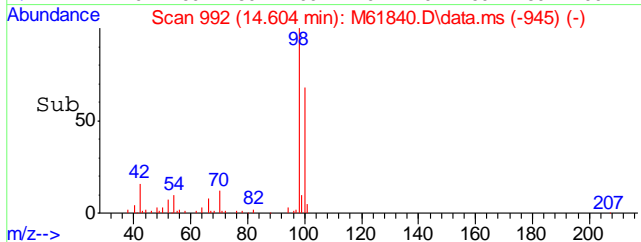
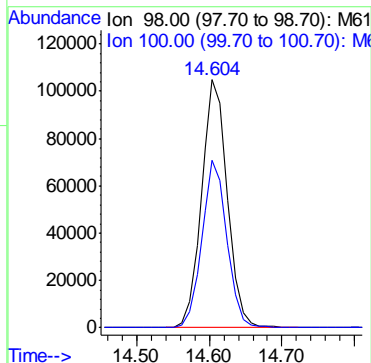
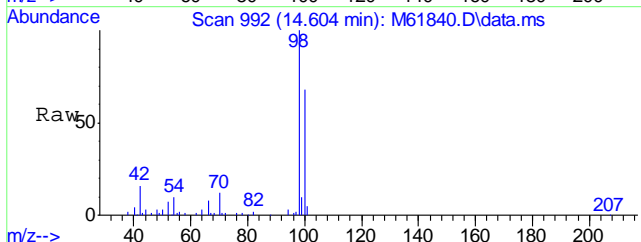
#55  
 Chlorobenzene-d5  
 Concen: 20.00 ppb  
 RT: 16.367 min Scan# 1159  
 Delta R.T. 0.000 min  
 Lab File: M61840.D  
 Acq: 13 Jul 2016 5:02 pm  
 Tgt Ion:117 Resp: 209473  
 Ion Ratio Lower Upper  
 117 100  
 119 32.4 11.2 51.2





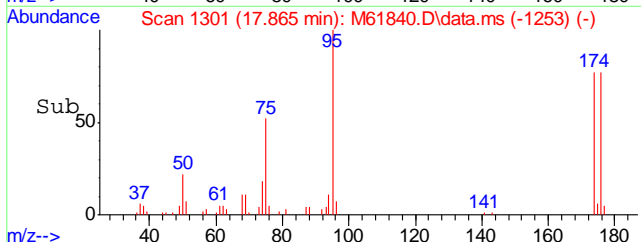
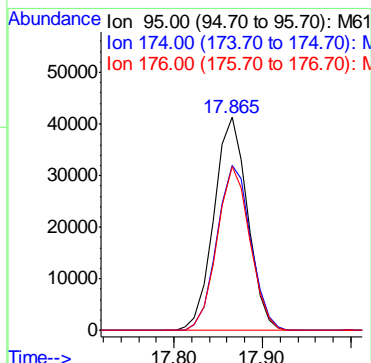
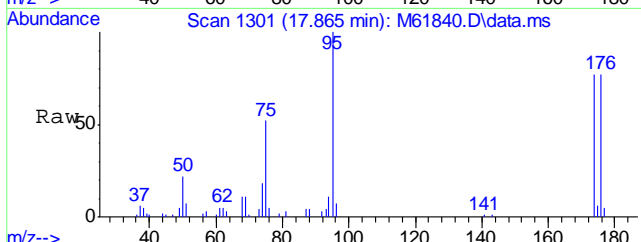
#56  
Toluene-d8  
Concen: 18.92 ppb  
RT: 14.604 min Scan# 992  
Delta R.T. 0.000 min  
Lab File: M61840.D  
Acq: 13 Jul 2016 5:02 pm

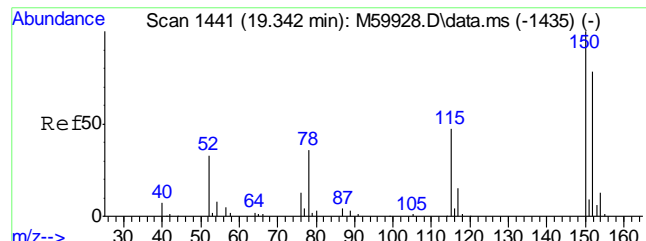
Tgt Ion	Resp	Lower	Upper
98	258693		
98	100		
100	65.5	44.3	84.3



#74  
4-Bromofluorobenzene  
Concen: 20.26 ppb  
RT: 17.865 min Scan# 1301  
Delta R.T. 0.011 min  
Lab File: M61840.D  
Acq: 13 Jul 2016 5:02 pm

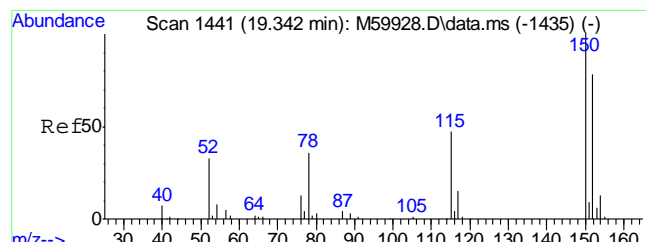
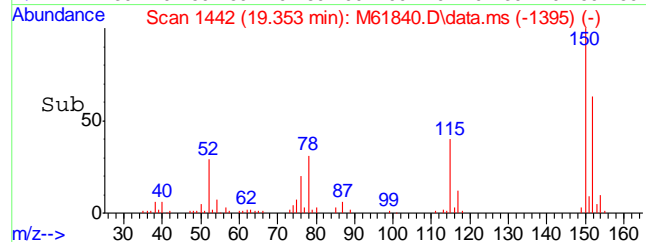
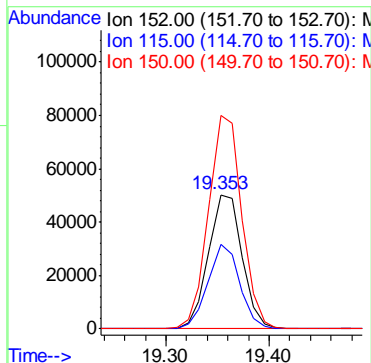
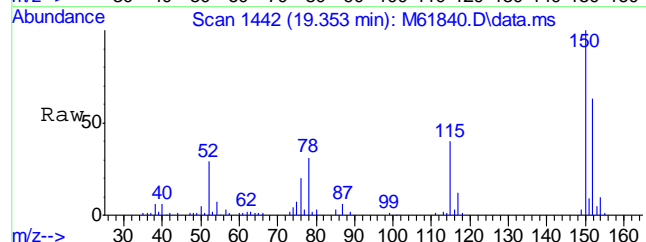
Tgt Ion	Resp	Lower	Upper
95	108899		
95	100		
174	77.9	54.3	94.3
176	75.3	51.5	91.5





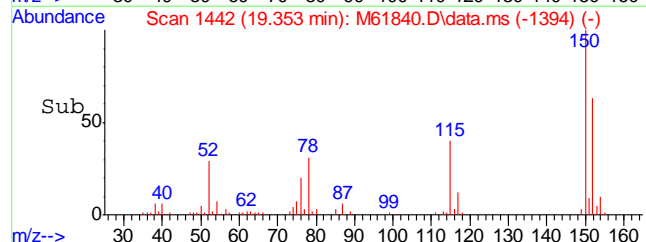
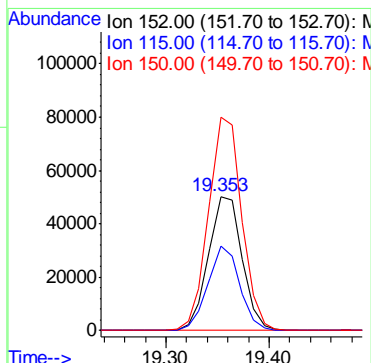
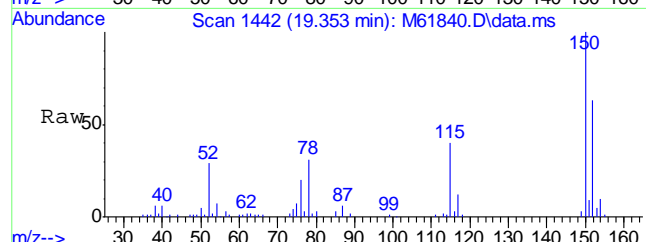
#77  
1,4-Dichlorobenzene-d4  
Concen: 20.00 ppb  
RT: 19.353 min Scan# 1442  
Delta R.T. 0.000 min  
Lab File: M61840.D  
Acq: 13 Jul 2016 5:02 pm

Tgt Ion	Resp	Lower	Upper
152	113339		
152	100		
115	59.7	40.9	80.9
150	157.5	178.6	218.6#



#99  
1,4-Dichlorobenzene-d4A  
Concen: 20.00 ppb  
RT: 19.353 min Scan# 1442  
Delta R.T. 0.011 min  
Lab File: M61840.D  
Acq: 13 Jul 2016 5:02 pm

Tgt Ion	Resp	Lower	Upper
152	113339		
152	100		
115	59.7	37.3	77.3
150	157.5	176.0	216.0#



Quantitation Report (QT Reviewed)

Data Path : C:\MSDCHEM\1\DATA\M160713\  
Data File : M61840.D  
Acq On : 13 Jul 2016 5:02 pm  
Operator : johannat  
Sample : C46446-2  
Misc : MS1912,VM1859,5.17,,,,,1  
ALS Vial : 14 Sample Multiplier: 1

Quant Time: Aug 03 18:23:50 2016  
Quant Method : C:\MSDCHEM\1\METHODS\VM1848S.M  
Quant Title : EPA 8260B  
QLast Update : Fri Jun 24 10:07:55 2016  
Response via : Initial Calibration

Internal Standards	R.T.	QIon	Response	Conc	Units	Dev(Min)
1) Pentafluorobenzene	11.354	168	143381	20.00	ppb	0.01
40) 1,4-Difluorobenzene	12.673	114	217868	20.00	ppb	0.01
55) Chlorobenzene-d5	16.367	117	209473	20.00	ppb	0.00
77) 1,4-Dichlorobenzene-d4	19.353	152	113339	20.00	ppb	0.00
99) 1,4-Dichlorobenzene-d4A	19.353	152	113339	20.00	ppb	0.01

System Monitoring Compounds						
36) Dibromofluoromethane	11.470	111	72739	20.01	ppb	0.01
Spiked Amount	20.000	Range 80 - 136	Recovery =	100.05%		
56) Toluene-d8	14.604	98	258693	18.92	ppb	0.00
Spiked Amount	20.000	Range 88 - 113	Recovery =	94.60%		
74) 4-Bromofluorobenzene	17.865	95	108899	20.26	ppb	0.01
Spiked Amount	20.000	Range 79 - 115	Recovery =	101.30%		

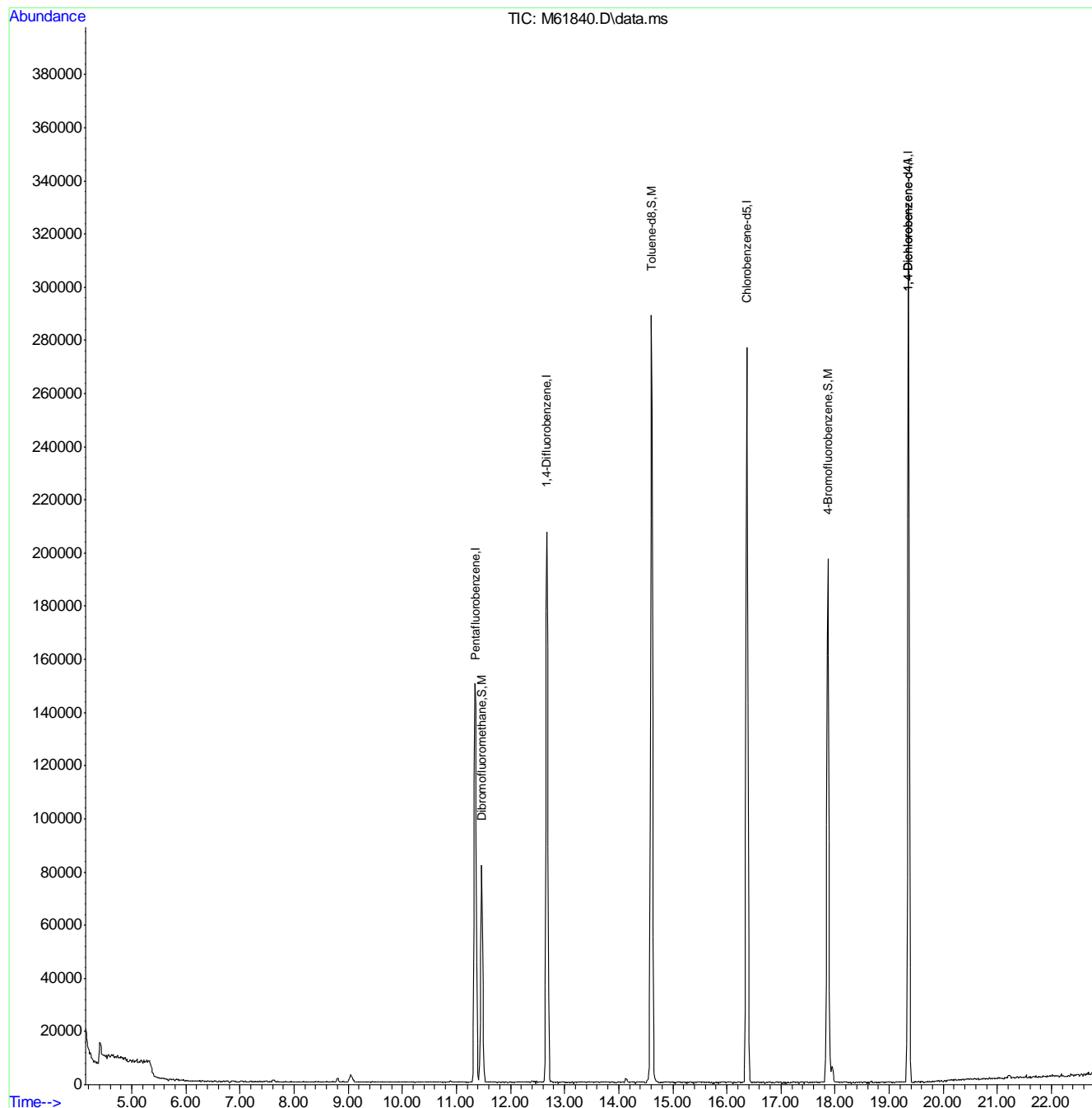
Target Compounds Qvalue

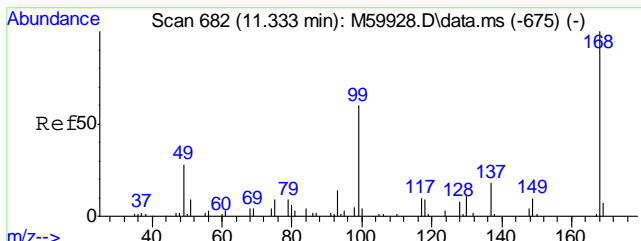
(#) = qualifier out of range (m) = manual integration (+) = signals summed

## Quantitation Report (QT Reviewed)

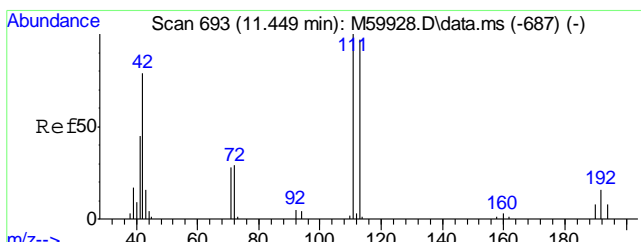
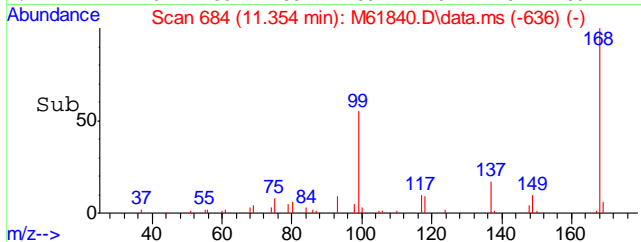
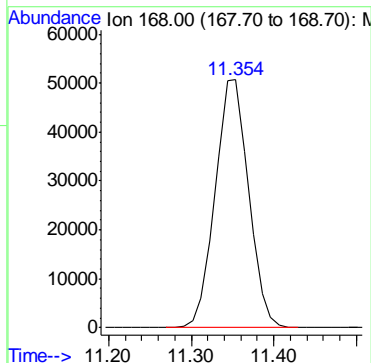
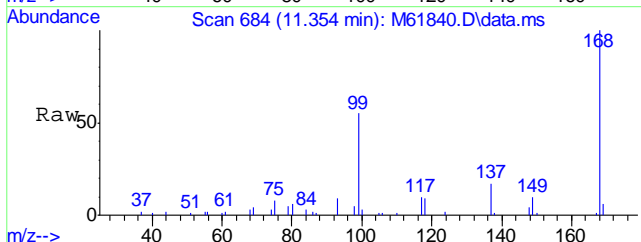
Data Path : C:\MSDCHEM\1\DATA\M160713\  
Data File : M61840.D  
Acq On : 13 Jul 2016 5:02 pm  
Operator : johannat  
Sample : C46446-2  
Misc : MS1912,VM1859,5.17,,,,,1  
ALS Vial : 14 Sample Multiplier: 1

Quant Time: Aug 03 18:23:50 2016  
Quant Method : C:\MSDCHEM\1\METHODS\VM1848S.M  
Quant Title : EPA 8260B  
QLast Update : Fri Jun 24 10:07:55 2016  
Response via : Initial Calibration

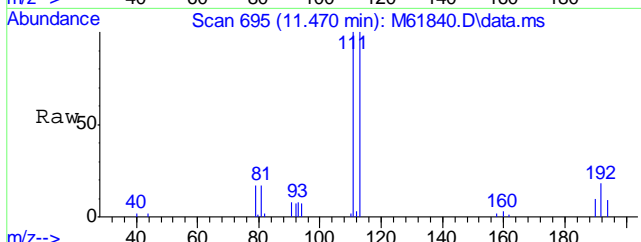




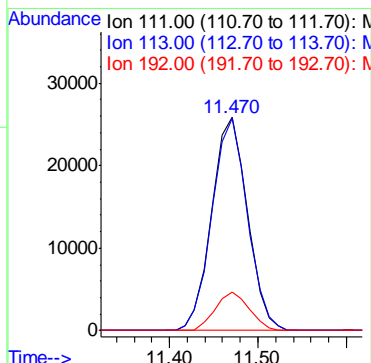
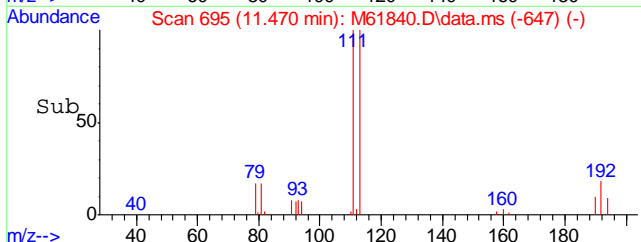
#1  
 Pentafluorobenzene  
 Concen: 20.00 ppb  
 RT: 11.354 min Scan# 684  
 Delta R.T. 0.011 min  
 Lab File: M61840.D  
 Acq: 13 Jul 2016 5:02 pm  
 Tgt Ion:168 Resp: 143381



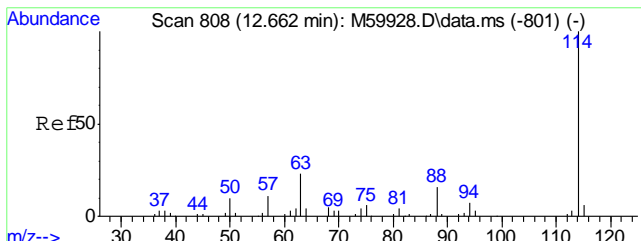
#36  
 Dibromofluoromethane  
 Concen: 20.01 ppb  
 RT: 11.470 min Scan# 695  
 Delta R.T. 0.011 min  
 Lab File: M61840.D  
 Acq: 13 Jul 2016 5:02 pm  
 Tgt Ion:111 Resp: 72739



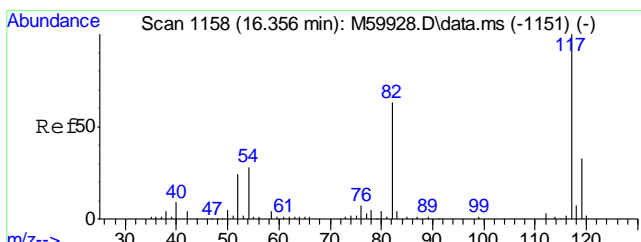
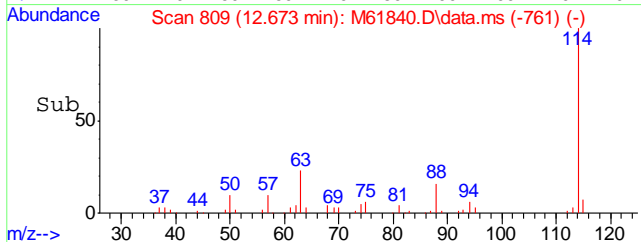
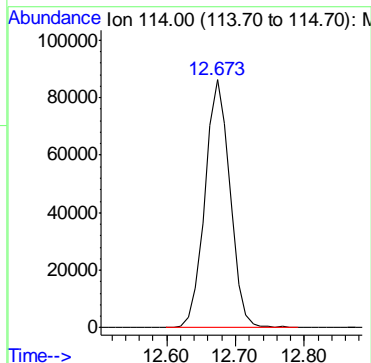
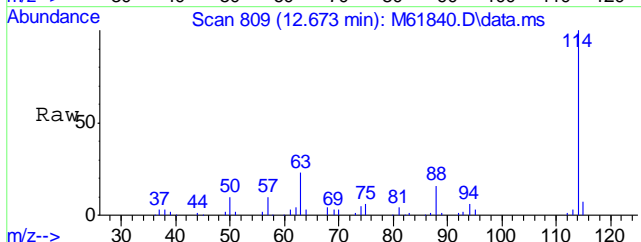
Ion	Ratio	Lower	Upper
111	100		
113	98.3	77.7	117.7
192	17.1	0.0	36.3



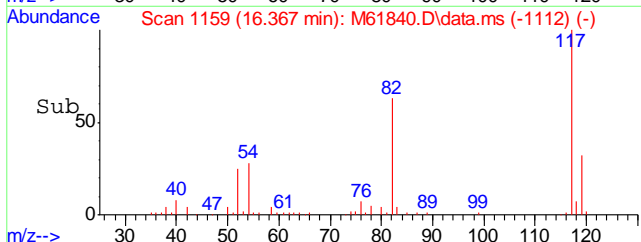
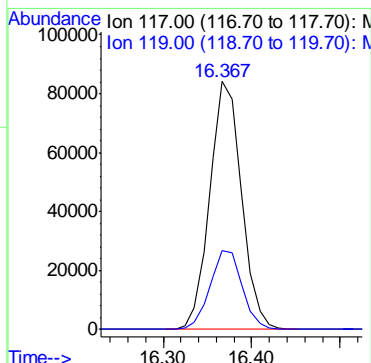
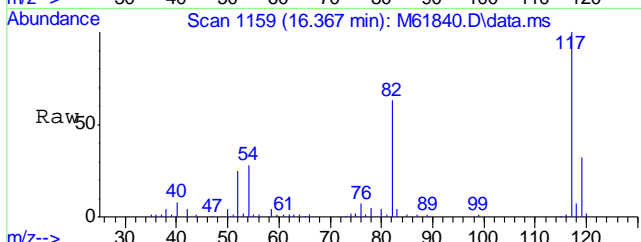


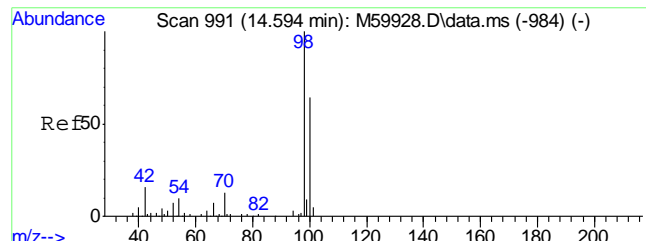


#40  
 1,4-Difluorobenzene  
 Concen: 20.00 ppb  
 RT: 12.673 min Scan# 809  
 Delta R.T. 0.011 min  
 Lab File: M61840.D  
 Acq: 13 Jul 2016 5:02 pm  
 Tgt Ion:114 Resp: 217868



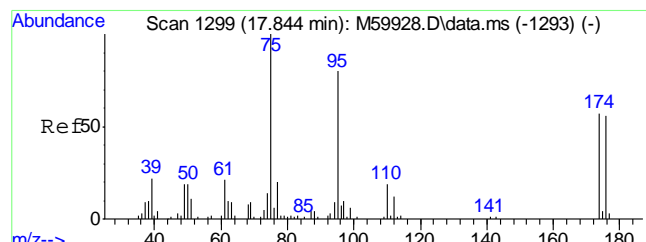
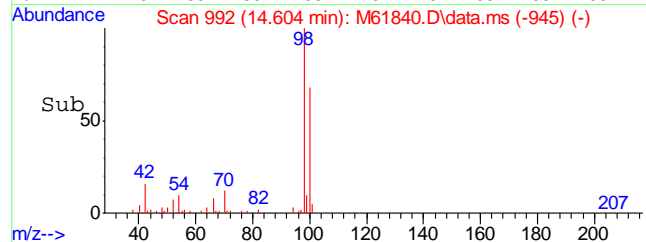
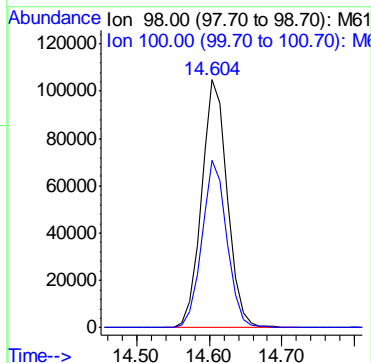
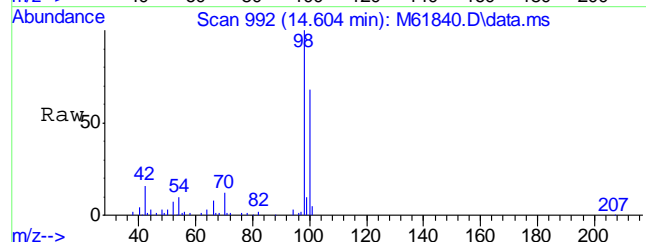
#55  
 Chlorobenzene-d5  
 Concen: 20.00 ppb  
 RT: 16.367 min Scan# 1159  
 Delta R.T. 0.000 min  
 Lab File: M61840.D  
 Acq: 13 Jul 2016 5:02 pm  
 Tgt Ion:117 Resp: 209473  
 Ion Ratio Lower Upper  
 117 100  
 119 32.4 11.2 51.2





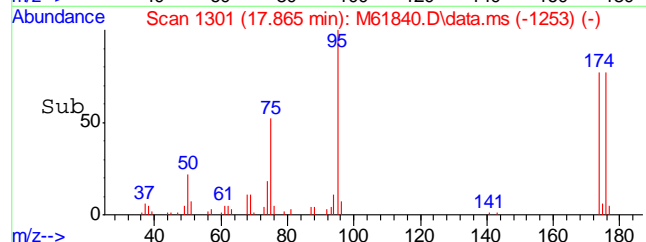
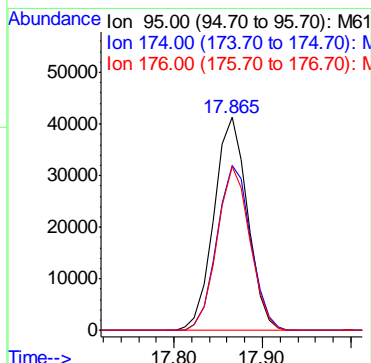
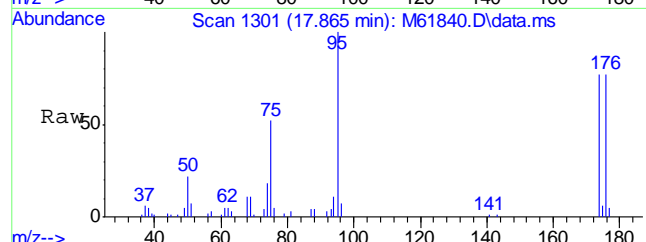
#56  
Toluene-d8  
Concen: 18.92 ppb  
RT: 14.604 min Scan# 992  
Delta R.T. 0.000 min  
Lab File: M61840.D  
Acq: 13 Jul 2016 5:02 pm

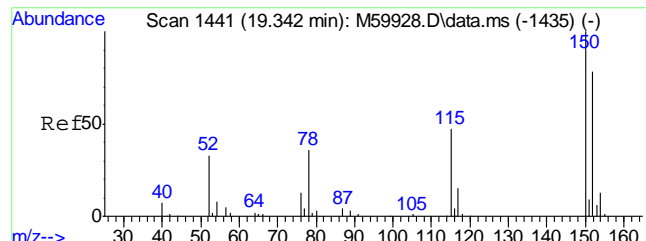
Tgt Ion	Resp	Lower	Upper
98	258693	100	
100	65.5	44.3	84.3



#74  
4-Bromofluorobenzene  
Concen: 20.26 ppb  
RT: 17.865 min Scan# 1301  
Delta R.T. 0.011 min  
Lab File: M61840.D  
Acq: 13 Jul 2016 5:02 pm

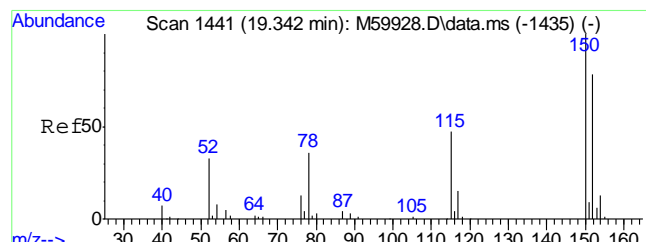
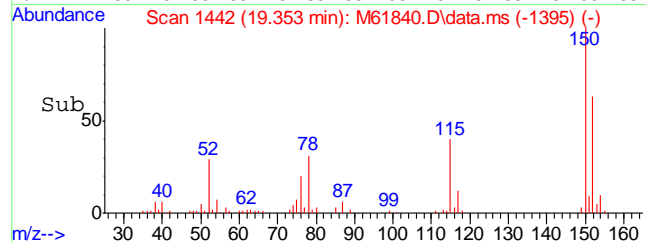
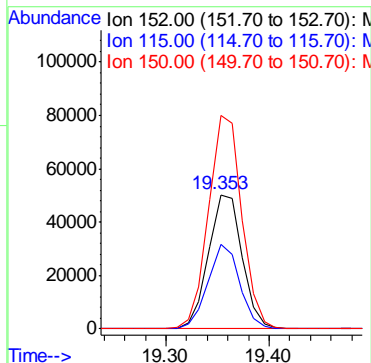
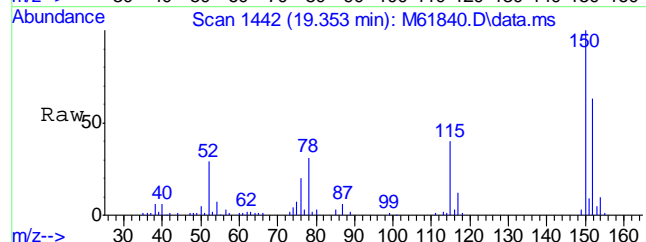
Tgt Ion	Resp	Lower	Upper
95	108899	100	
174	77.9	54.3	94.3
176	75.3	51.5	91.5





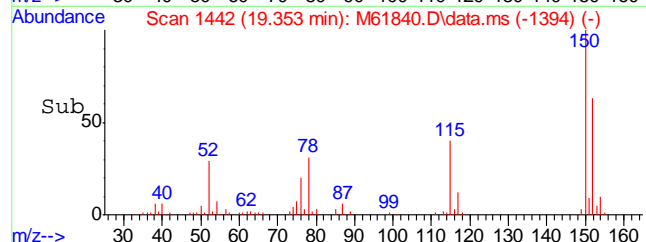
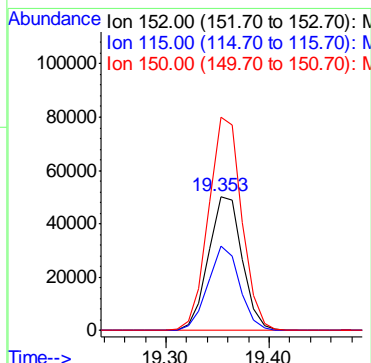
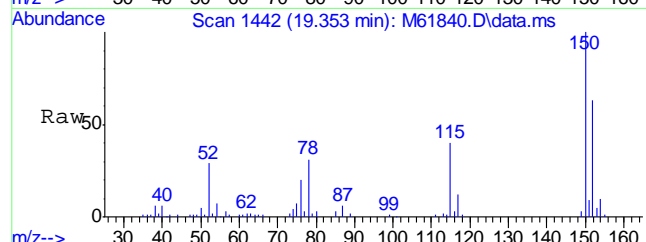
#77  
 1,4-Dichlorobenzene-d4  
 Concen: 20.00 ppb  
 RT: 19.353 min Scan# 1442  
 Delta R.T. 0.000 min  
 Lab File: M61840.D  
 Acq: 13 Jul 2016 5:02 pm

Tgt Ion	Resp	Lower	Upper
152	113339		
152	100		
115	59.7	40.9	80.9
150	157.5	178.6	218.6#



#99  
 1,4-Dichlorobenzene-d4A  
 Concen: 20.00 ppb  
 RT: 19.353 min Scan# 1442  
 Delta R.T. 0.011 min  
 Lab File: M61840.D  
 Acq: 13 Jul 2016 5:02 pm

Tgt Ion	Resp	Lower	Upper
152	113339		
152	100		
115	59.7	37.3	77.3
150	157.5	176.0	216.0#



Quantitation Report (QT Reviewed)

Data Path : C:\MSDCHEM\1\DATA\M160713\  
Data File : M61838.D  
Acq On : 13 Jul 2016 4:02 pm  
Operator : johannat  
Sample : C46446-3  
Misc : MS1912,VM1859,5.06,,,,,1  
ALS Vial : 12 Sample Multiplier: 1

Quant Time: Aug 03 18:22:45 2016  
Quant Method : C:\MSDCHEM\1\METHODS\VM1848S.M  
Quant Title : EPA 8260B  
QLast Update : Fri Jun 24 10:07:55 2016  
Response via : Initial Calibration

Internal Standards	R.T.	QIon	Response	Conc	Units	Dev(Min)
1) Pentafluorobenzene	11.340	168	146892	20.00	ppb	0.00
40) 1,4-Difluorobenzene	12.670	114	220667	20.00	ppb	0.00
55) Chlorobenzene-d5	16.374	117	213253	20.00	ppb	0.00
77) 1,4-Dichlorobenzene-d4	19.360	152	117733	20.00	ppb	0.00
99) 1,4-Dichlorobenzene-d4A	19.360	152	117733	20.00	ppb	0.02

System Monitoring Compounds						
36) Dibromofluoromethane	11.467	111	74206	19.92	ppb	0.00
Spiked Amount	20.000	Range 80 - 136	Recovery =	99.60%		
56) Toluene-d8	14.601	98	262925	18.89	ppb	0.00
Spiked Amount	20.000	Range 88 - 113	Recovery =	94.45%		
74) 4-Bromofluorobenzene	17.862	95	112629	20.58	ppb	0.00
Spiked Amount	20.000	Range 79 - 115	Recovery =	102.90%		

Target Compounds	R.T.	QIon	Response	Conc	Units	Qvalue
100) TPH-GRO (C6-C10)	14.601	TIC	3410488m	Below Cal		

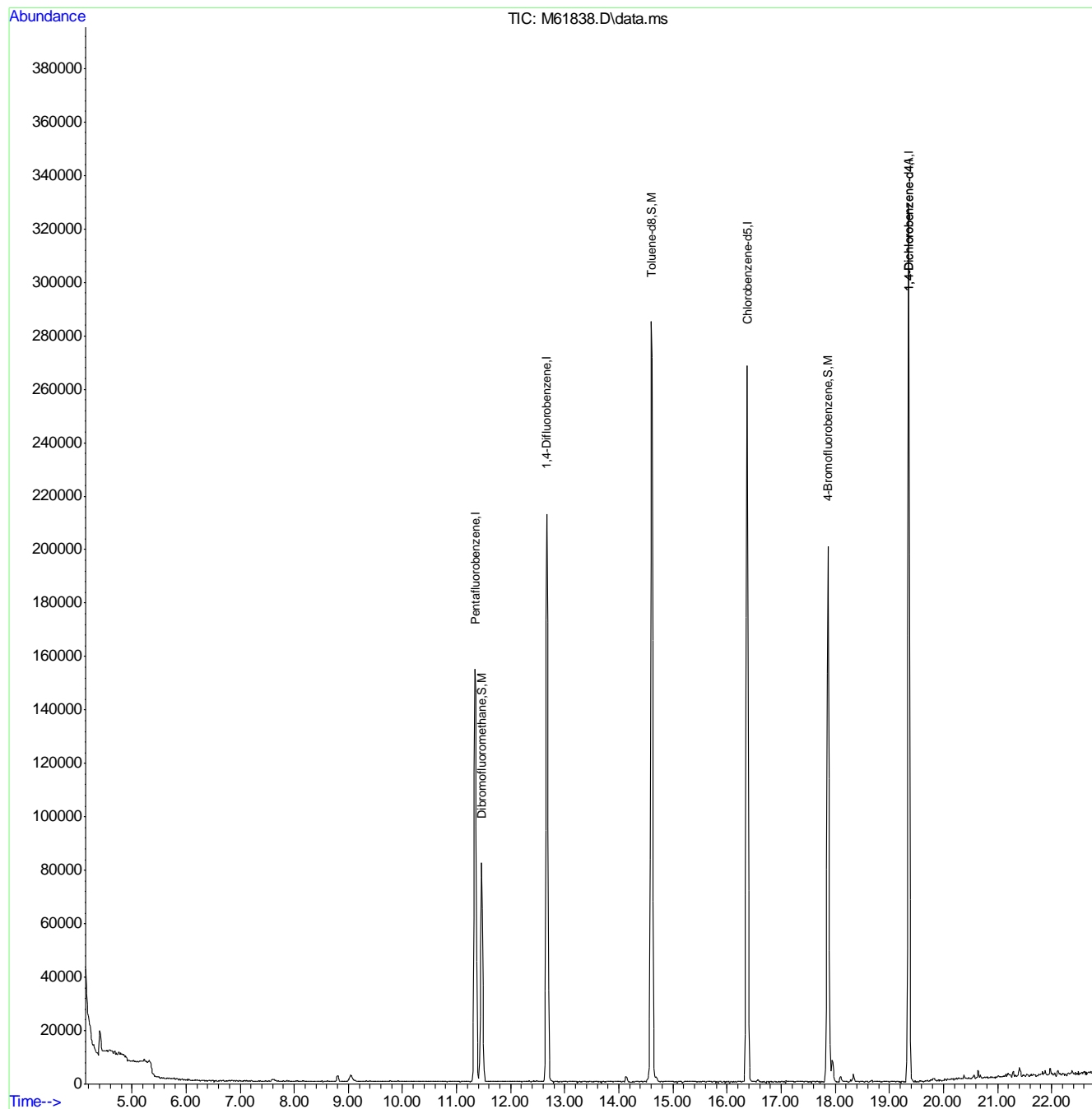
(#) = qualifier out of range (m) = manual integration (+) = signals summed

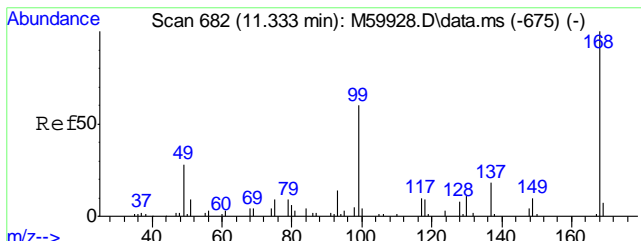
6.1.5  
6

## Quantitation Report (QT Reviewed)

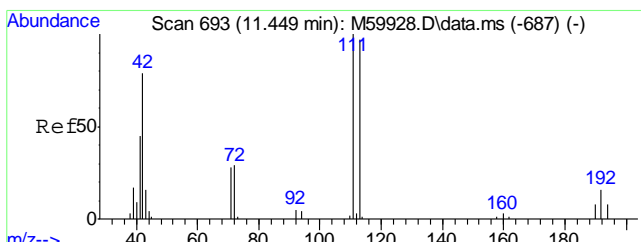
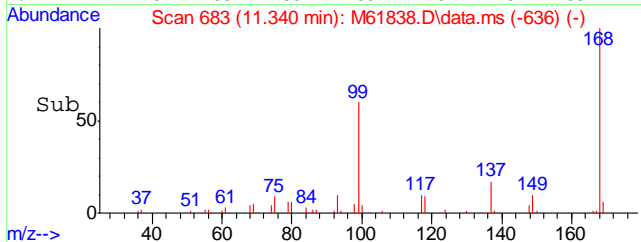
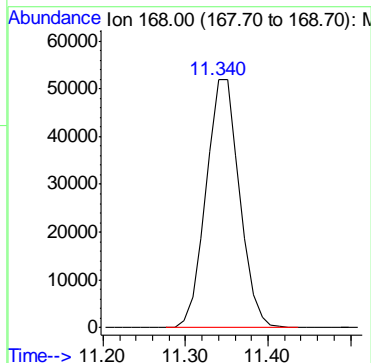
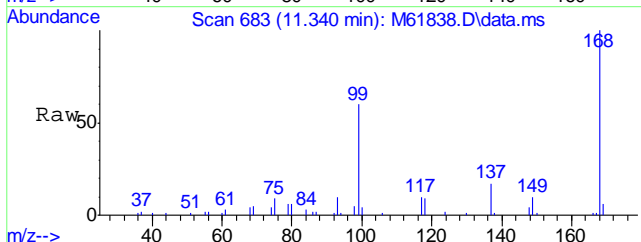
Data Path : C:\MSDCHEM\1\DATA\M160713\  
Data File : M61838.D  
Acq On : 13 Jul 2016 4:02 pm  
Operator : johannat  
Sample : C46446-3  
Misc : MS1912,VM1859,5.06,,,,,1  
ALS Vial : 12 Sample Multiplier: 1

Quant Time: Aug 03 18:22:45 2016  
Quant Method : C:\MSDCHEM\1\METHODS\VM1848S.M  
Quant Title : EPA 8260B  
QLast Update : Fri Jun 24 10:07:55 2016  
Response via : Initial Calibration

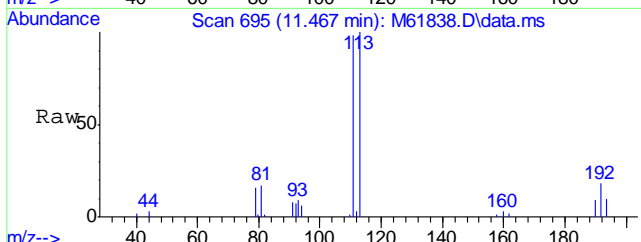




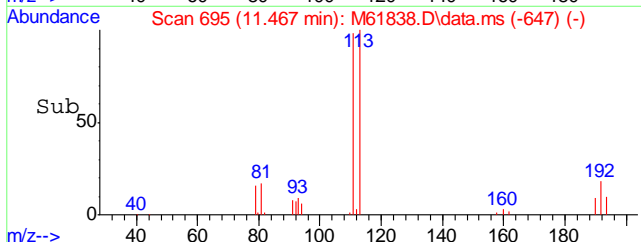
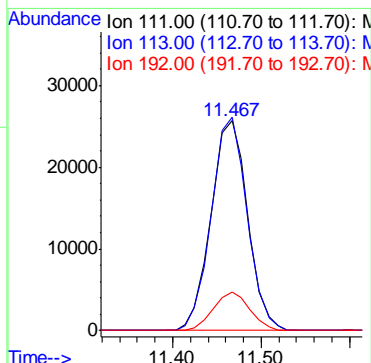
#1  
 Pentafluorobenzene  
 Concen: 20.00 ppb  
 RT: 11.340 min Scan# 683  
 Delta R.T. -0.003 min  
 Lab File: M61838.D  
 Acq: 13 Jul 2016 4:02 pm  
 Tgt Ion:168 Resp: 146892

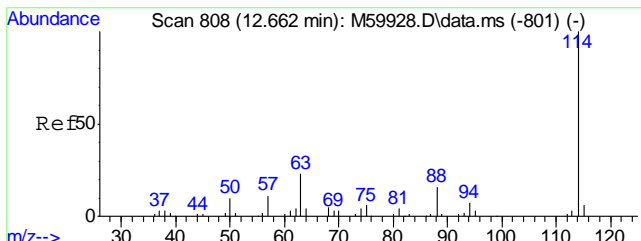


#36  
 Dibromofluoromethane  
 Concen: 19.92 ppb  
 RT: 11.467 min Scan# 695  
 Delta R.T. 0.007 min  
 Lab File: M61838.D  
 Acq: 13 Jul 2016 4:02 pm  
 Tgt Ion:111 Resp: 74206

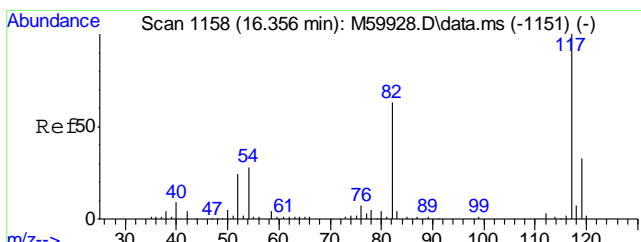
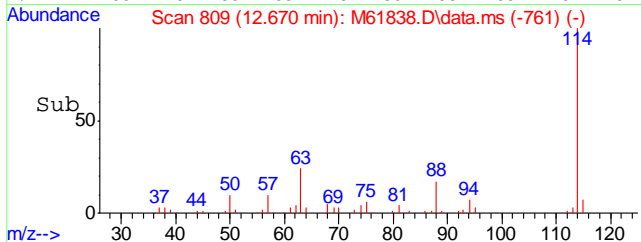
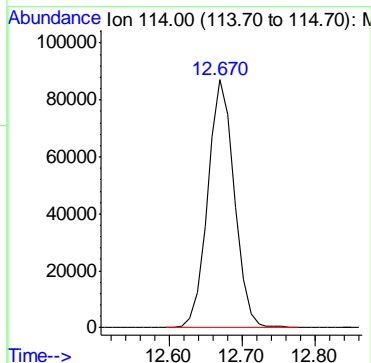
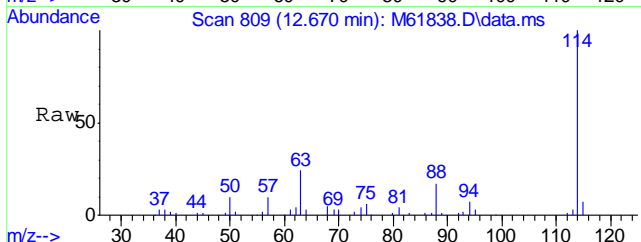


Ion	Ratio	Lower	Upper
111	100		
113	99.2	77.7	117.7
192	18.1	0.0	36.3

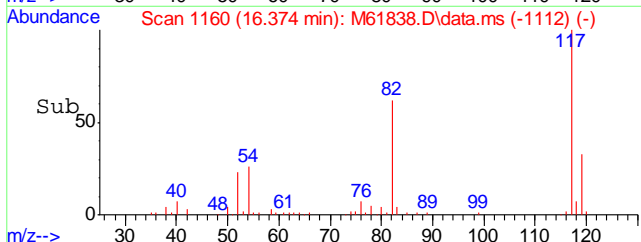
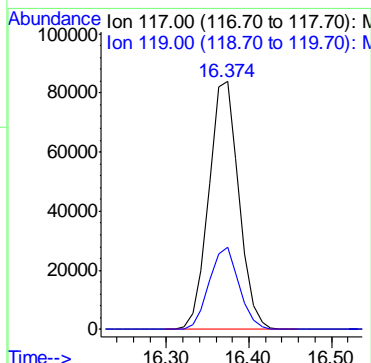
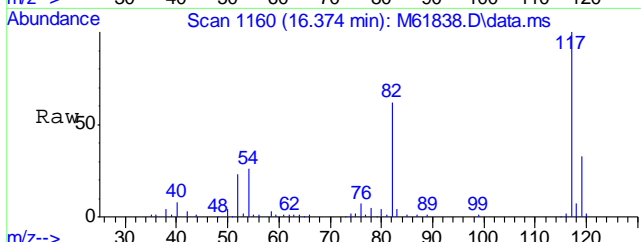


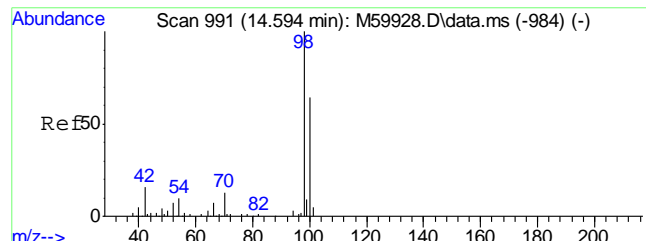


#40  
 1,4-Difluorobenzene  
 Concen: 20.00 ppb  
 RT: 12.670 min Scan# 809  
 Delta R.T. 0.007 min  
 Lab File: M61838.D  
 Acq: 13 Jul 2016 4:02 pm  
 Tgt Ion:114 Resp: 220667



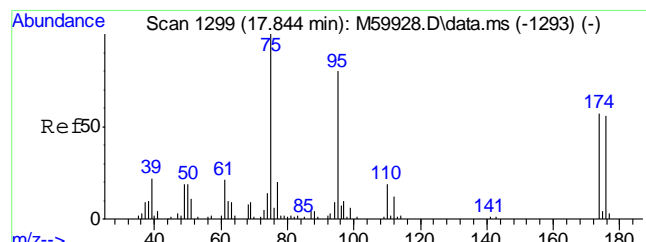
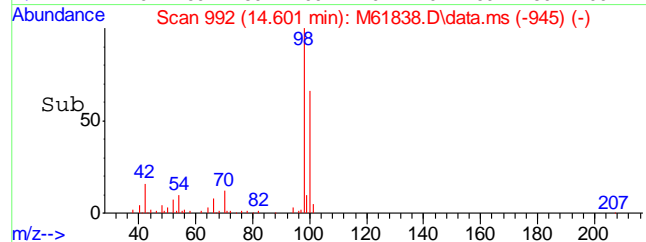
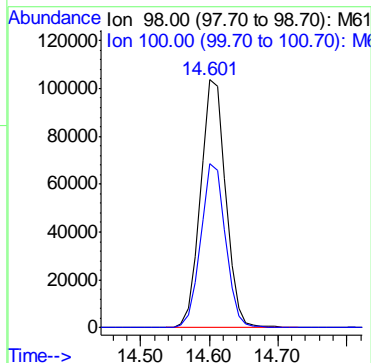
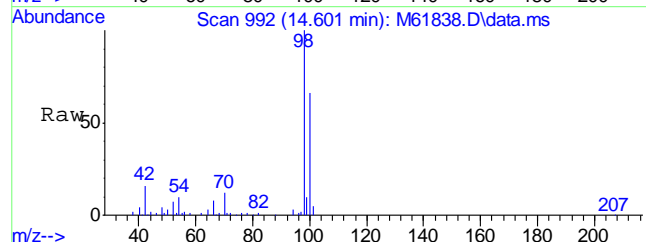
#55  
 Chlorobenzene-d5  
 Concen: 20.00 ppb  
 RT: 16.374 min Scan# 1160  
 Delta R.T. 0.007 min  
 Lab File: M61838.D  
 Acq: 13 Jul 2016 4:02 pm  
 Tgt Ion:117 Resp: 213253  
 Ion Ratio Lower Upper  
 117 100  
 119 32.6 11.2 51.2





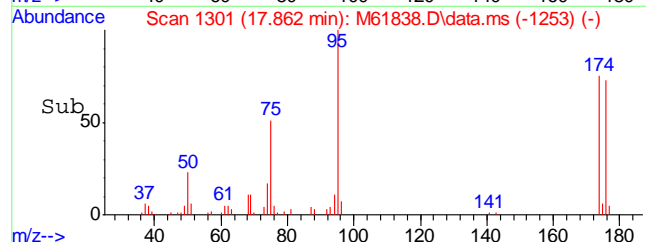
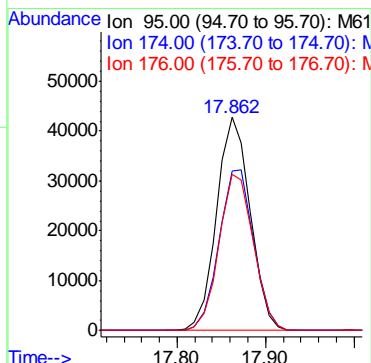
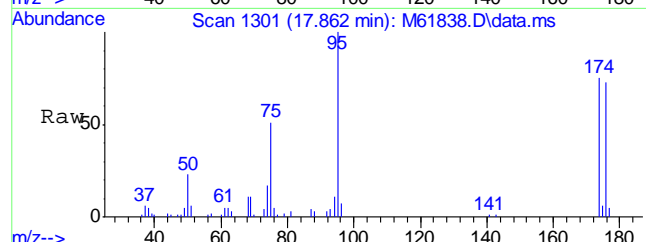
#56  
Toluene-d8  
Concen: 18.89 ppb  
RT: 14.601 min Scan# 992  
Delta R.T. -0.003 min  
Lab File: M61838.D  
Acq: 13 Jul 2016 4:02 pm

Tgt Ion	Resp	Lower	Upper
98	262925		
98	100		
100	65.1	44.3	84.3

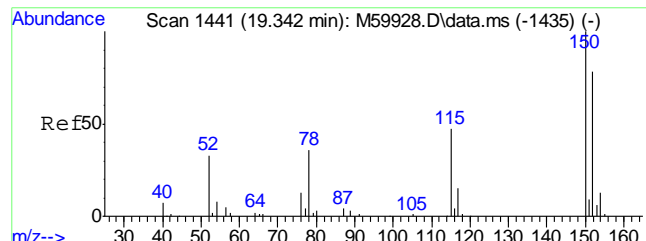


#74  
4-Bromofluorobenzene  
Concen: 20.58 ppb  
RT: 17.862 min Scan# 1301  
Delta R.T. 0.007 min  
Lab File: M61838.D  
Acq: 13 Jul 2016 4:02 pm

Tgt Ion	Resp	Lower	Upper
95	112629		
95	100		
174	77.8	54.3	94.3
176	75.0	51.5	91.5

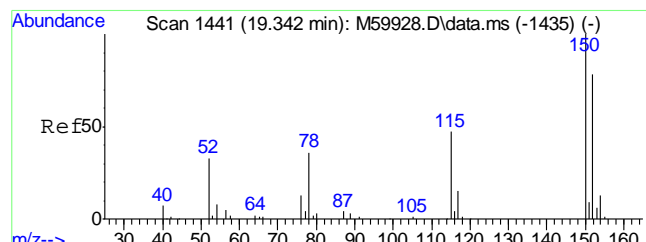
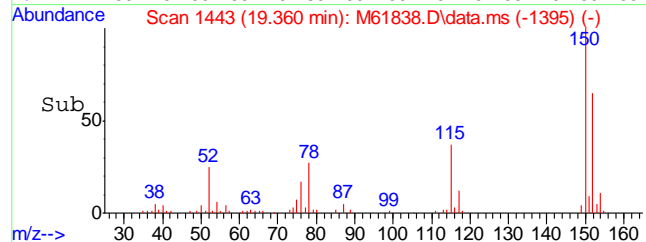
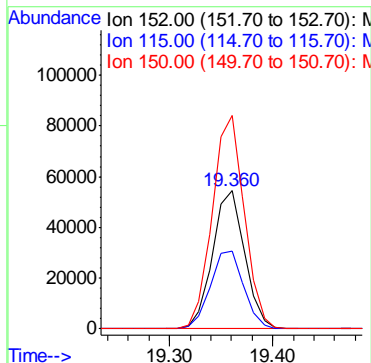
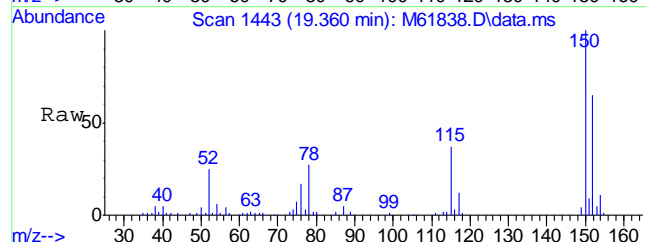






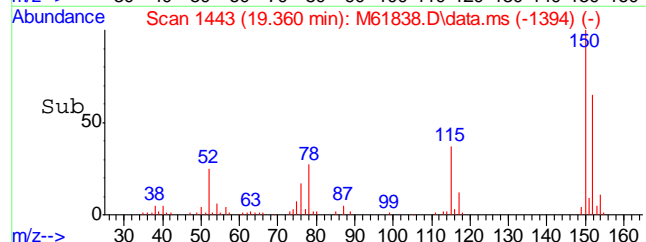
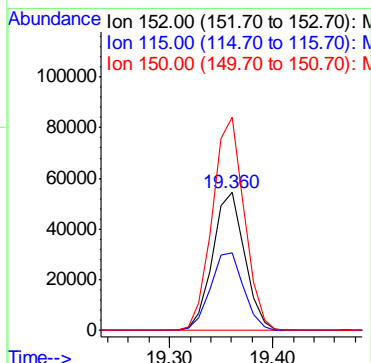
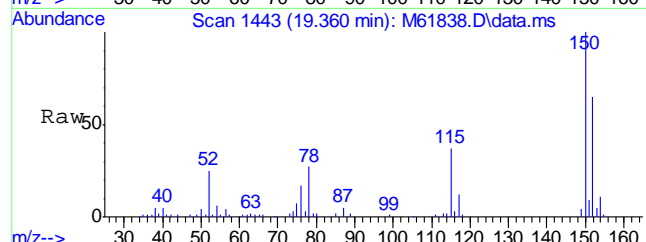
#77  
 1,4-Dichlorobenzene-d4  
 Concen: 20.00 ppb  
 RT: 19.360 min Scan# 1443  
 Delta R.T. 0.007 min  
 Lab File: M61838.D  
 Acq: 13 Jul 2016 4:02 pm

Tgt Ion	Resp	Lower	Upper
152	117733		
152	100		
115	58.3	40.9	80.9
150	153.7	178.6	218.6#



#99  
 1,4-Dichlorobenzene-d4A  
 Concen: 20.00 ppb  
 RT: 19.360 min Scan# 1443  
 Delta R.T. 0.018 min  
 Lab File: M61838.D  
 Acq: 13 Jul 2016 4:02 pm

Tgt Ion	Resp	Lower	Upper
152	117733		
152	100		
115	58.3	37.3	77.3
150	153.7	176.0	216.0#



Quantitation Report (QT Reviewed)

Data Path : C:\MSDCHEM\1\DATA\M160713\  
Data File : M61838.D  
Acq On : 13 Jul 2016 4:02 pm  
Operator : johannat  
Sample : C46446-3  
Misc : MS1912,VM1859,5.06,,,,,1  
ALS Vial : 12 Sample Multiplier: 1

Quant Time: Aug 03 18:22:45 2016  
Quant Method : C:\MSDCHEM\1\METHODS\VM1848S.M  
Quant Title : EPA 8260B  
QLast Update : Fri Jun 24 10:07:55 2016  
Response via : Initial Calibration

Internal Standards	R.T.	QIon	Response	Conc	Units	Dev(Min)
1) Pentafluorobenzene	11.340	168	146892	20.00	ppb	0.00
40) 1,4-Difluorobenzene	12.670	114	220667	20.00	ppb	0.00
55) Chlorobenzene-d5	16.374	117	213253	20.00	ppb	0.00
77) 1,4-Dichlorobenzene-d4	19.360	152	117733	20.00	ppb	0.00
99) 1,4-Dichlorobenzene-d4A	19.360	152	117733	20.00	ppb	0.02

System Monitoring Compounds						
36) Dibromofluoromethane	11.467	111	74206	19.92	ppb	0.00
Spiked Amount	20.000	Range 80 - 136	Recovery =	99.60%		
56) Toluene-d8	14.601	98	262925	18.89	ppb	0.00
Spiked Amount	20.000	Range 88 - 113	Recovery =	94.45%		
74) 4-Bromofluorobenzene	17.862	95	112629	20.58	ppb	0.00
Spiked Amount	20.000	Range 79 - 115	Recovery =	102.90%		

Target Compounds	R.T.	QIon	Response	Conc	Units	Qvalue
100) TPH-GRO (C6-C10)	14.601	TIC	3410488m	Below Cal		

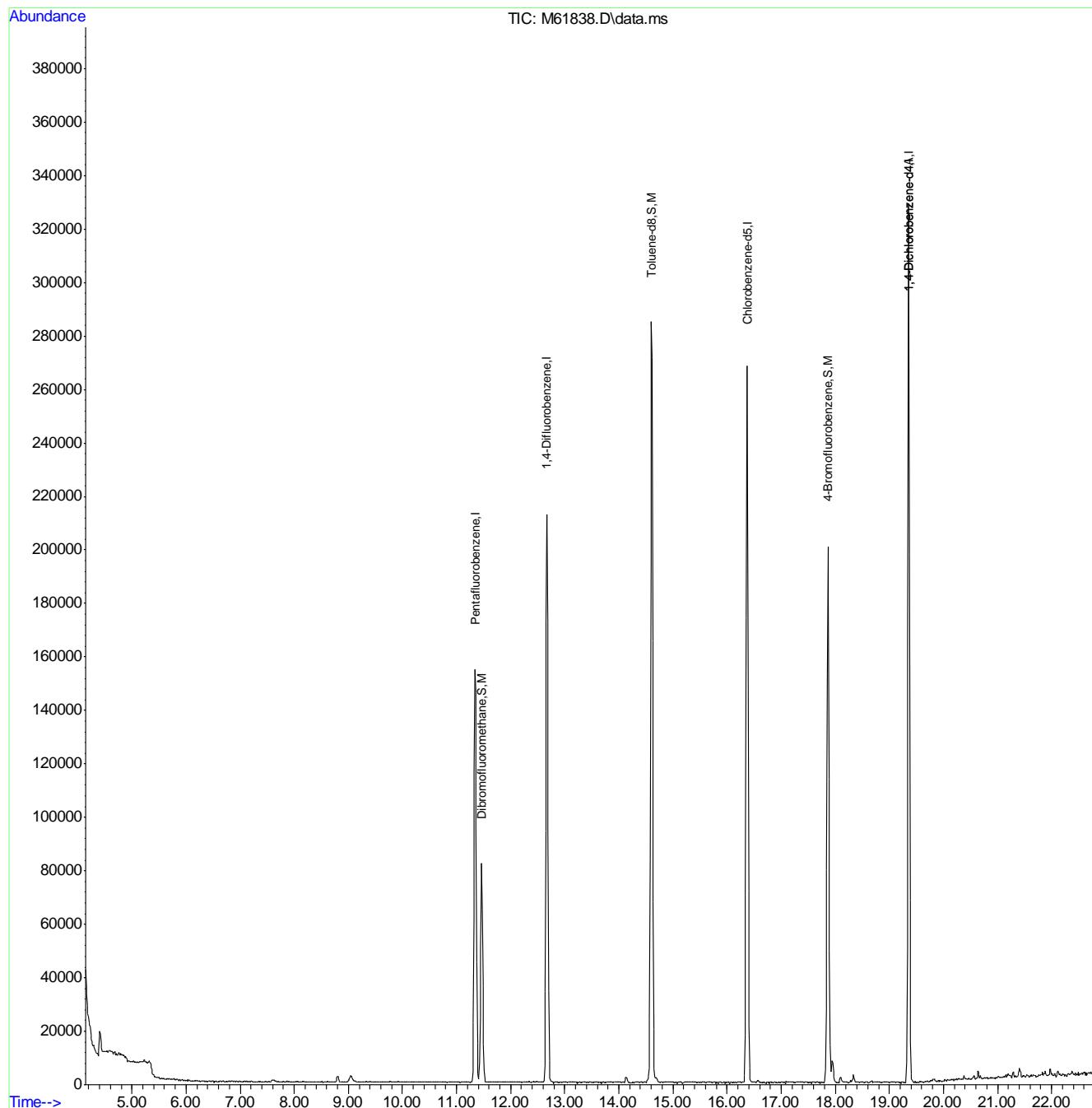
(#) = qualifier out of range (m) = manual integration (+) = signals summed

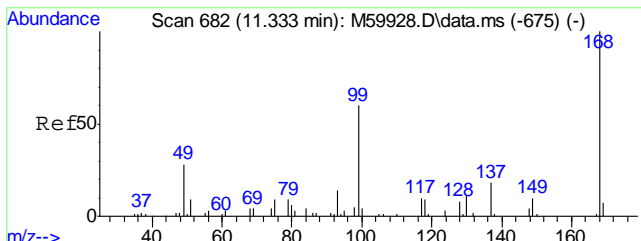
6.1.6  
6

Quantitation Report (QT Reviewed)

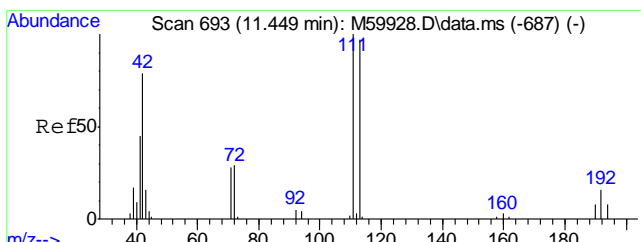
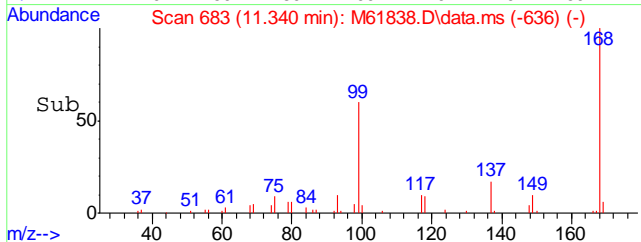
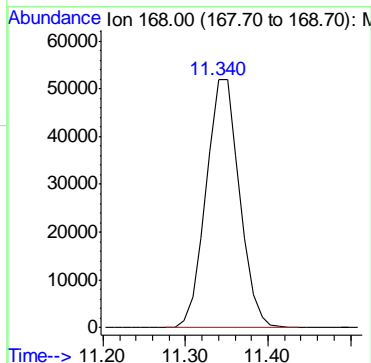
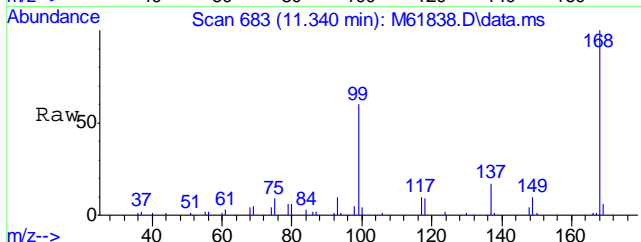
Data Path : C:\MSDCHEM\1\DATA\M160713\  
 Data File : M61838.D  
 Acq On : 13 Jul 2016 4:02 pm  
 Operator : johannat  
 Sample : C46446-3  
 Misc : MS1912,VM1859,5.06,,,,,1  
 ALS Vial : 12 Sample Multiplier: 1

Quant Time: Aug 03 18:22:45 2016  
 Quant Method : C:\MSDCHEM\1\METHODS\VM1848S.M  
 Quant Title : EPA 8260B  
 QLast Update : Fri Jun 24 10:07:55 2016  
 Response via : Initial Calibration

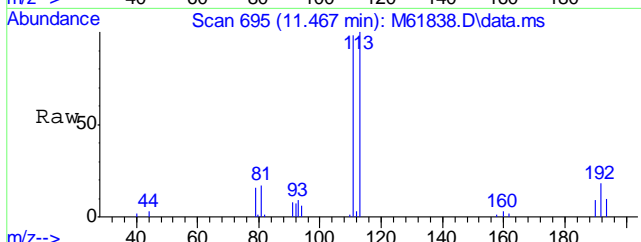




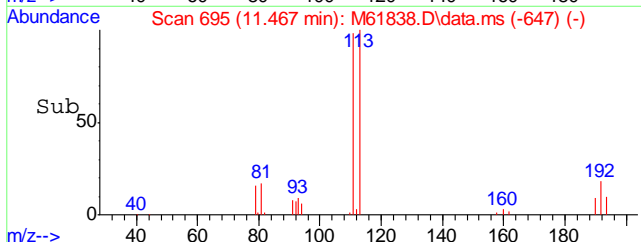
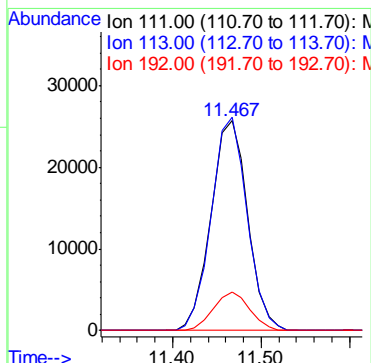
#1  
 Pentafluorobenzene  
 Concen: 20.00 ppb  
 RT: 11.340 min Scan# 683  
 Delta R.T. -0.003 min  
 Lab File: M61838.D  
 Acq: 13 Jul 2016 4:02 pm  
 Tgt Ion:168 Resp: 146892

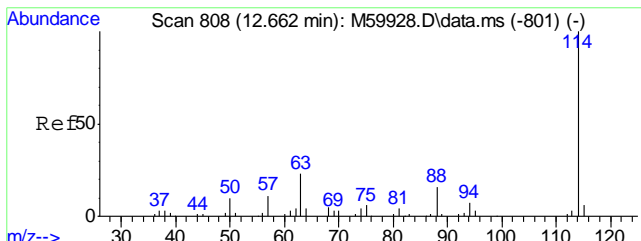


#36  
 Dibromofluoromethane  
 Concen: 19.92 ppb  
 RT: 11.467 min Scan# 695  
 Delta R.T. 0.007 min  
 Lab File: M61838.D  
 Acq: 13 Jul 2016 4:02 pm  
 Tgt Ion:111 Resp: 74206

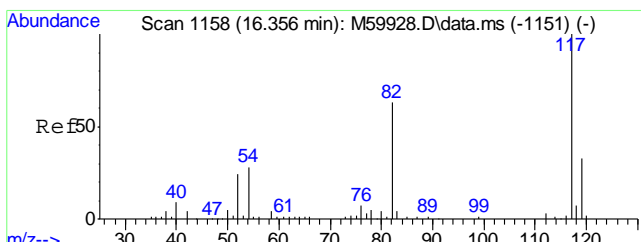
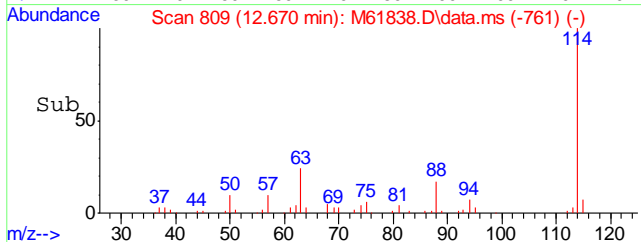
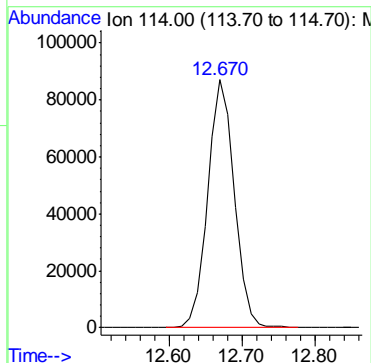
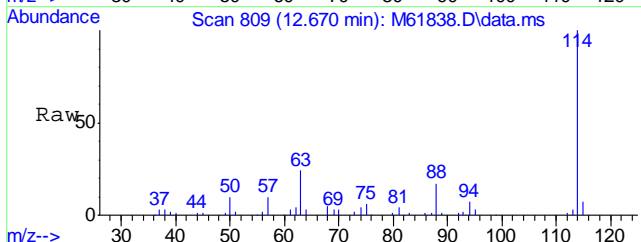


Ion	Ratio	Lower	Upper
111	100		
113	99.2	77.7	117.7
192	18.1	0.0	36.3

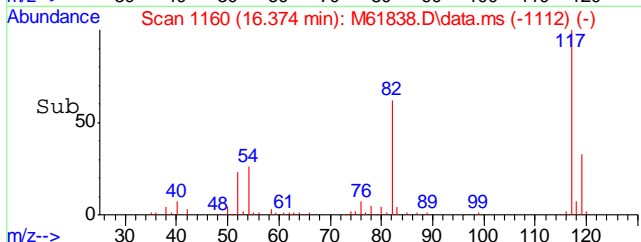
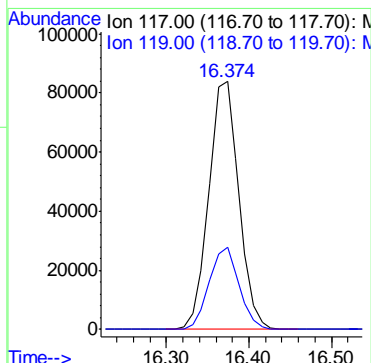
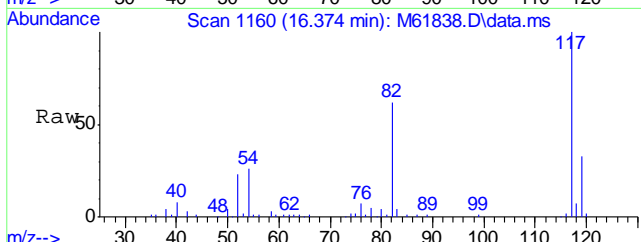


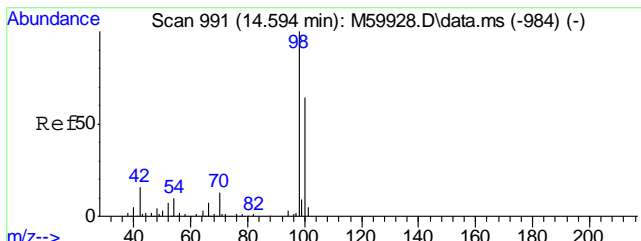


#40  
 1,4-Difluorobenzene  
 Concen: 20.00 ppb  
 RT: 12.670 min Scan# 809  
 Delta R.T. 0.007 min  
 Lab File: M61838.D  
 Acq: 13 Jul 2016 4:02 pm  
 Tgt Ion:114 Resp: 220667



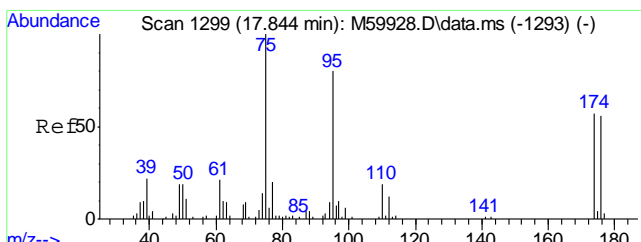
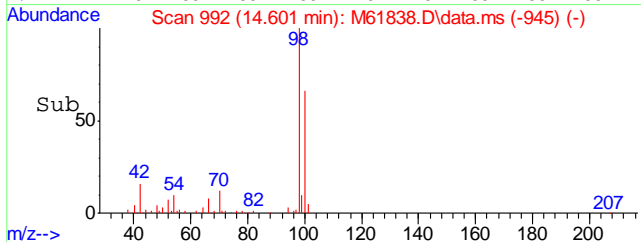
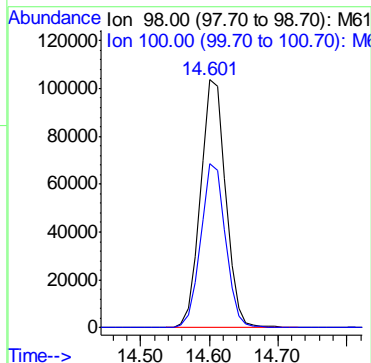
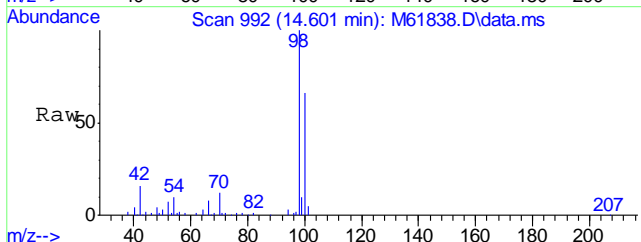
#55  
 Chlorobenzene-d5  
 Concen: 20.00 ppb  
 RT: 16.374 min Scan# 1160  
 Delta R.T. 0.007 min  
 Lab File: M61838.D  
 Acq: 13 Jul 2016 4:02 pm  
 Tgt Ion:117 Resp: 213253  
 Ion Ratio Lower Upper  
 117 100  
 119 32.6 11.2 51.2





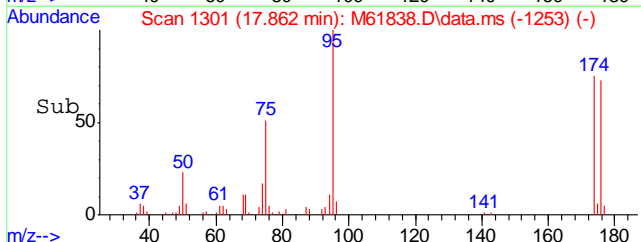
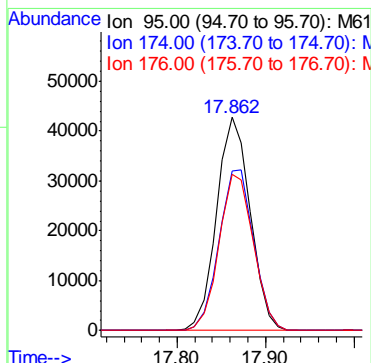
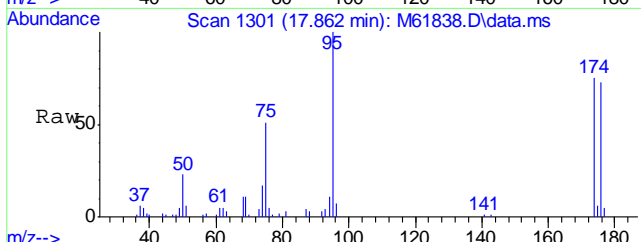
#56  
Toluene-d8  
Concen: 18.89 ppb  
RT: 14.601 min Scan# 992  
Delta R.T. -0.003 min  
Lab File: M61838.D  
Acq: 13 Jul 2016 4:02 pm

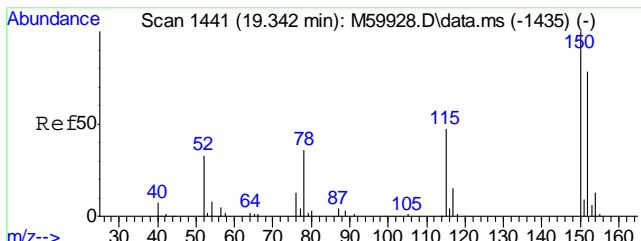
Tgt Ion	Resp	Lower	Upper
98	262925		
98	100		
100	65.1	44.3	84.3



#74  
4-Bromofluorobenzene  
Concen: 20.58 ppb  
RT: 17.862 min Scan# 1301  
Delta R.T. 0.007 min  
Lab File: M61838.D  
Acq: 13 Jul 2016 4:02 pm

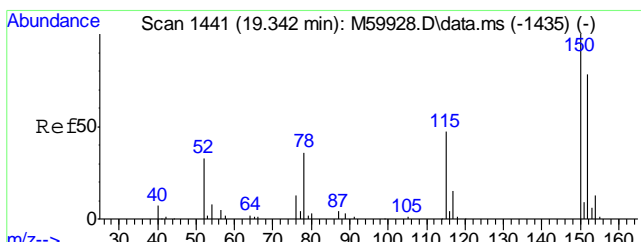
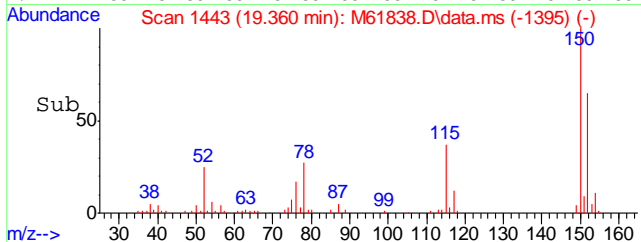
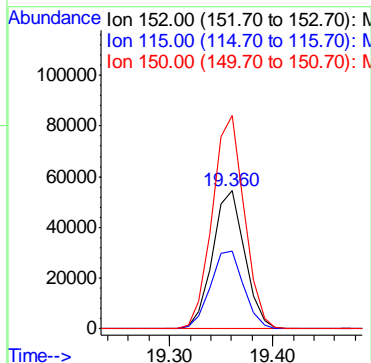
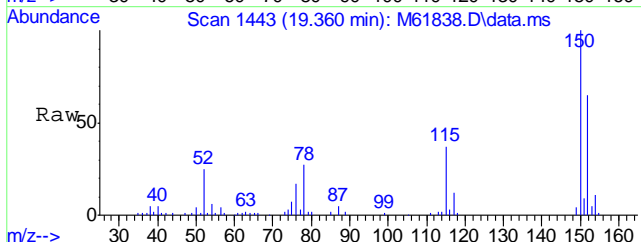
Tgt Ion	Resp	Lower	Upper
95	112629		
95	100		
174	77.8	54.3	94.3
176	75.0	51.5	91.5





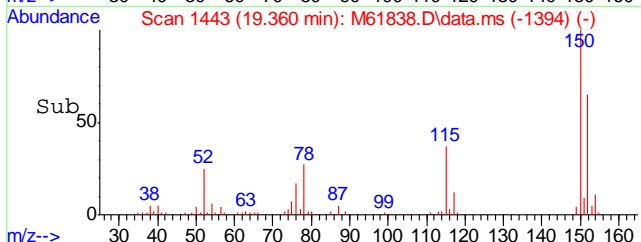
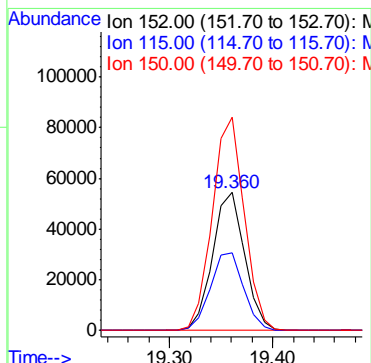
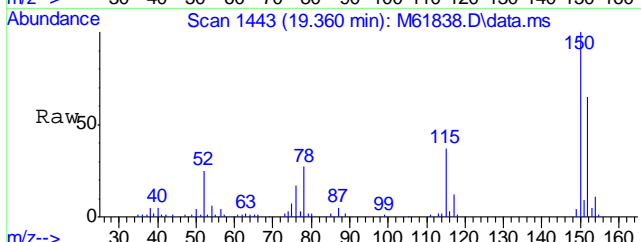
#77  
 1,4-Dichlorobenzene-d4  
 Concen: 20.00 ppb  
 RT: 19.360 min Scan# 1443  
 Delta R.T. 0.007 min  
 Lab File: M61838.D  
 Acq: 13 Jul 2016 4:02 pm

Tgt Ion	Resp	Lower	Upper
152	117733		
152	100		
115	58.3	40.9	80.9
150	153.7	178.6	218.6#



#99  
 1,4-Dichlorobenzene-d4A  
 Concen: 20.00 ppb  
 RT: 19.360 min Scan# 1443  
 Delta R.T. 0.018 min  
 Lab File: M61838.D  
 Acq: 13 Jul 2016 4:02 pm

Tgt Ion	Resp	Lower	Upper
152	117733		
152	100		
115	58.3	37.3	77.3
150	153.7	176.0	216.0#



Quantitation Report (QT Reviewed)

Data Path : C:\MSDCHEM\1\DATA\M160718\
Data File : M61918.D
Acq On : 18 Jul 2016 7:17 pm
Operator : johannat
Sample : C46446-4
Misc : MS1912,VM1861,5.59,,100,5,1
ALS Vial : 12 Sample Multiplier: 1

Quant Time: Aug 03 18:26:29 2016
Quant Method : C:\MSDCHEM\1\METHODS\VM1860S.M
Quant Title : EPA 8260B
QLast Update : Mon Jul 18 09:14:24 2016
Response via : Initial Calibration

Table with 7 columns: Internal Standards, R.T., QIon, Response, Conc, Units, Dev(Min). Rows include Pentafluorobenzene, 1,4-Difluorobenzene, Chlorobenzene-d5, 1,4-Dichlorobenzene-d4, and 1,4-Dichlorobenzene-d4A.

System Monitoring Compounds table with 7 columns: Compound Name, R.T., QIon, Response, Conc, Units, Dev(Min). Includes Dibromofluoromethane and Toluene-d8 with spiked amounts and recovery percentages.

Target Compounds table with 7 columns: Compound Name, R.T., QIon, Response, Conc, Units, Qvalue. Includes TPH-GRO (C6-C10).

(#) = qualifier out of range (m) = manual integration (+) = signals summed

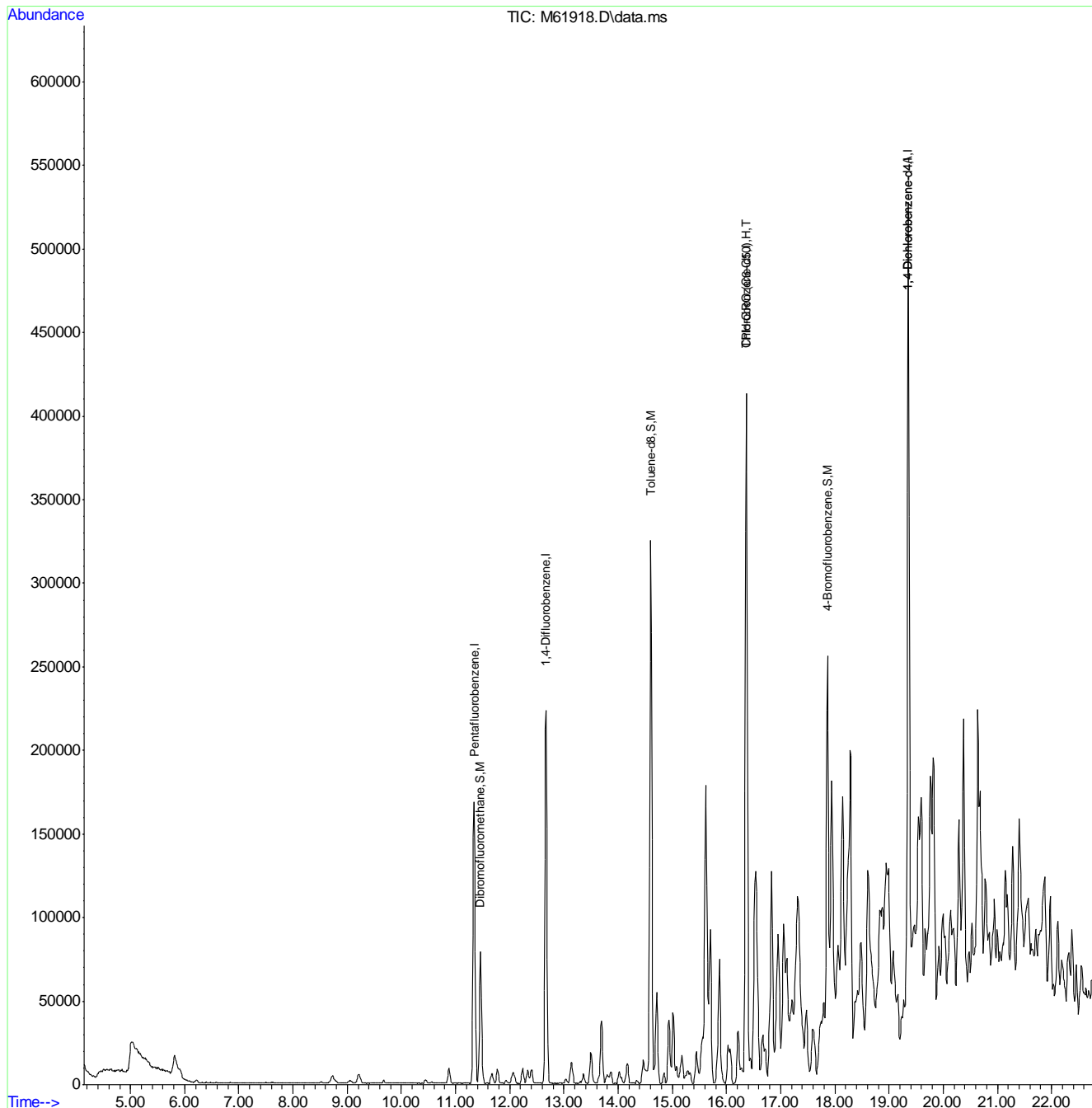
6.1.7
6

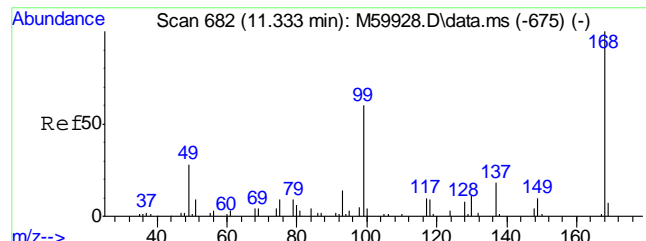


Quantitation Report (QT Reviewed)

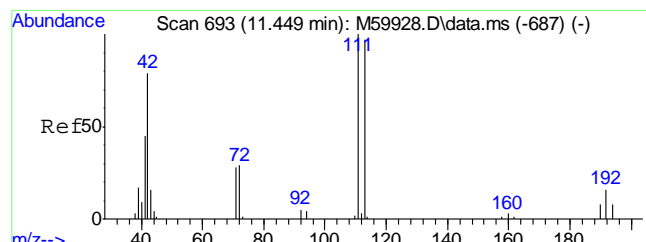
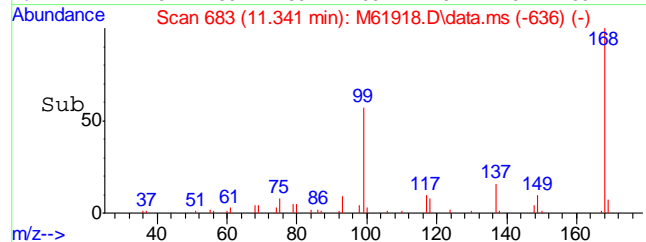
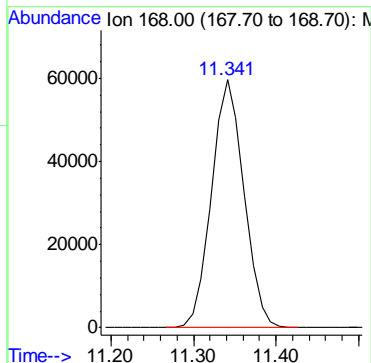
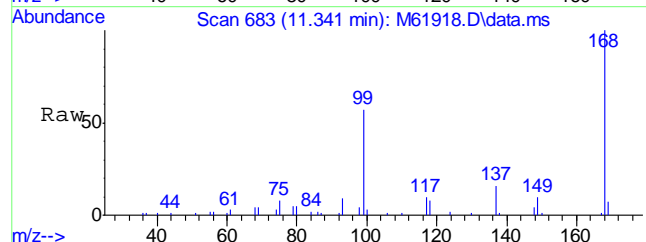
Data Path : C:\MSDCHEM\1\DATA\M160718\  
 Data File : M61918.D  
 Acq On : 18 Jul 2016 7:17 pm  
 Operator : johannat  
 Sample : C46446-4  
 Misc : MS1912,VM1861,5.59,,100,5,1  
 ALS Vial : 12 Sample Multiplier: 1

Quant Time: Aug 03 18:26:29 2016  
 Quant Method : C:\MSDCHEM\1\METHODS\VM1860S.M  
 Quant Title : EPA 8260B  
 QLast Update : Mon Jul 18 09:14:24 2016  
 Response via : Initial Calibration

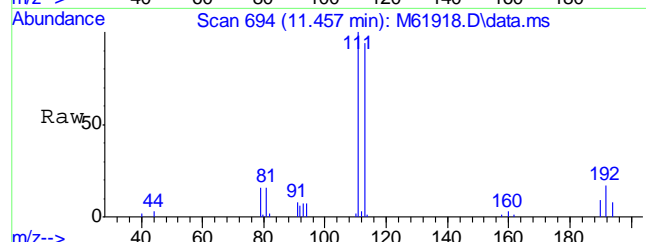




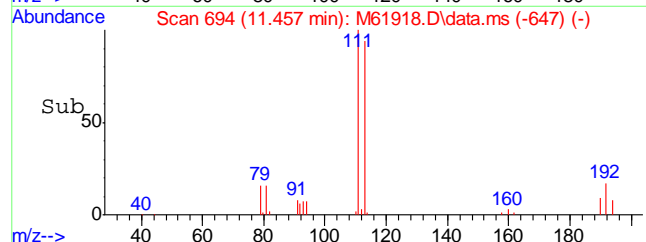
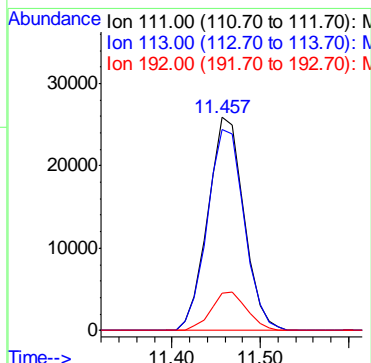
#1  
 Pentafluorobenzene  
 Concen: 20.00 ppb  
 RT: 11.341 min Scan# 683  
 Delta R.T. -0.002 min  
 Lab File: M61918.D  
 Acq: 18 Jul 2016 7:17 pm  
 Tgt Ion:168 Resp: 163153

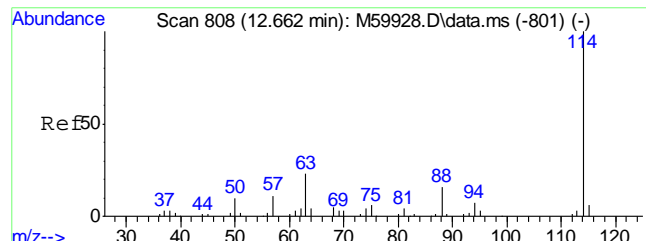


#36  
 Dibromofluoromethane  
 Concen: 18.95 ppb  
 RT: 11.457 min Scan# 694  
 Delta R.T. -0.002 min  
 Lab File: M61918.D  
 Acq: 18 Jul 2016 7:17 pm  
 Tgt Ion:111 Resp: 73380

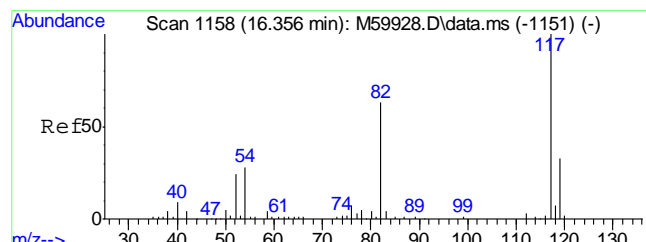
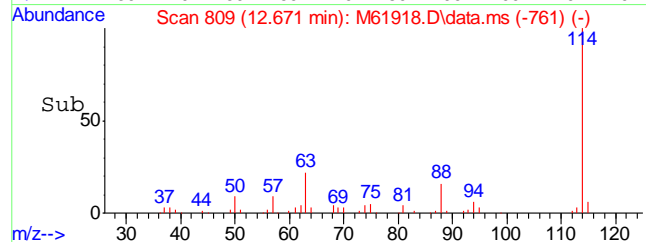
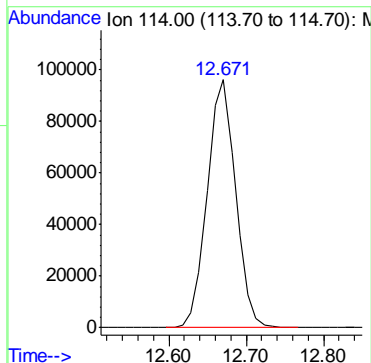
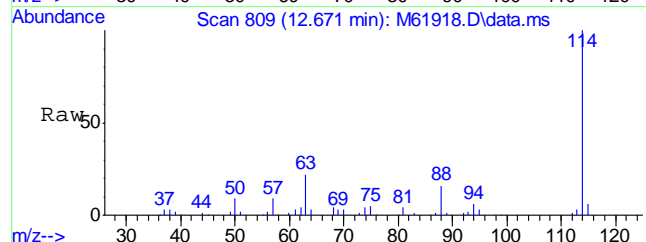


Ion	Ratio	Lower	Upper
111	100		
113	96.4	77.7	117.7
192	17.7	0.0	36.3

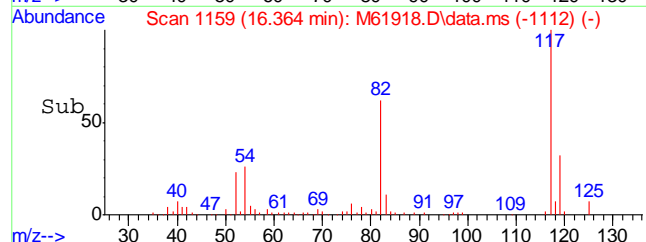
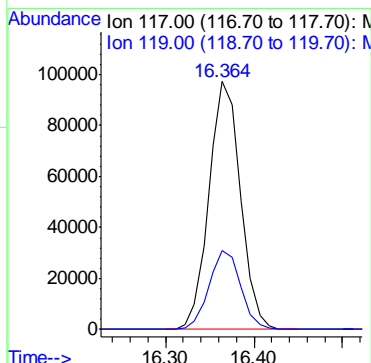
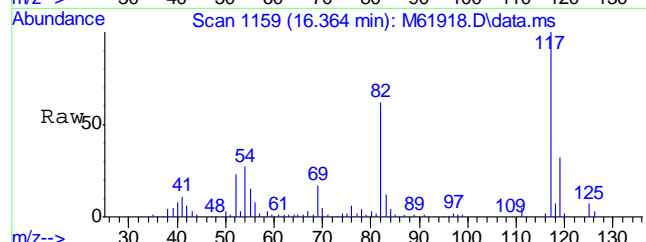


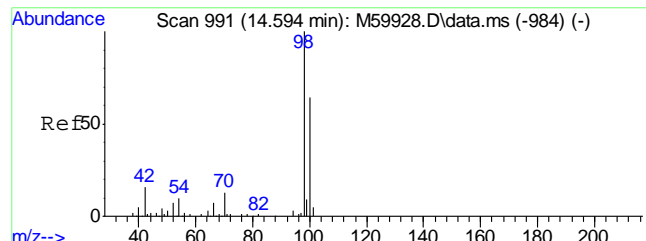


#40  
1,4-Difluorobenzene  
Concen: 20.00 ppb  
RT: 12.671 min Scan# 809  
Delta R.T. 0.008 min  
Lab File: M61918.D  
Acq: 18 Jul 2016 7:17 pm  
Tgt Ion:114 Resp: 244407



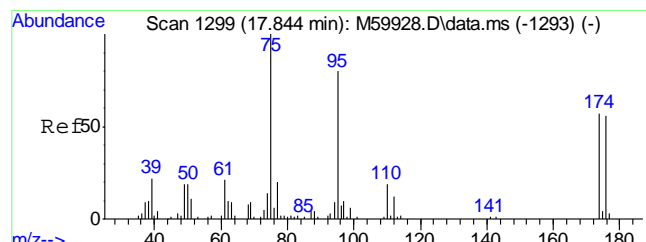
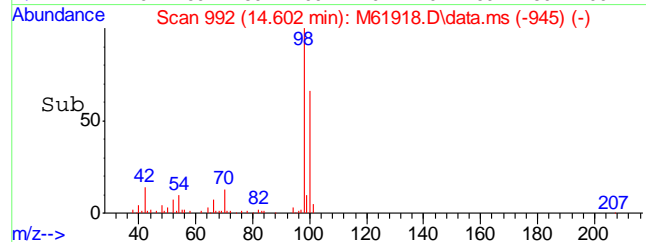
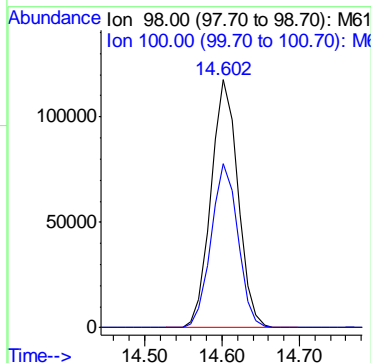
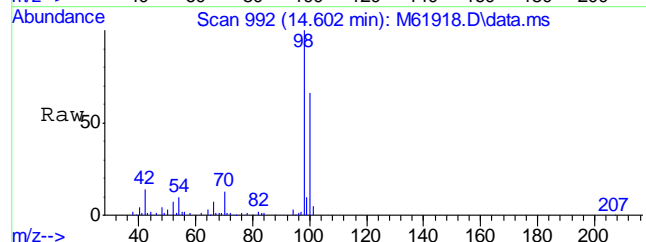
#55  
Chlorobenzene-d5  
Concen: 20.00 ppb  
RT: 16.364 min Scan# 1159  
Delta R.T. -0.002 min  
Lab File: M61918.D  
Acq: 18 Jul 2016 7:17 pm  
Tgt Ion:117 Resp: 241025  
Ion Ratio Lower Upper  
117 100  
119 31.8 11.2 51.2





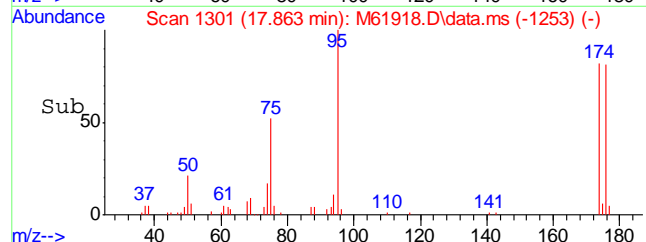
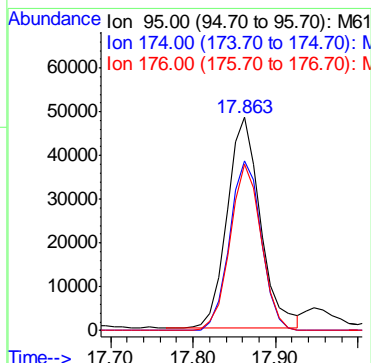
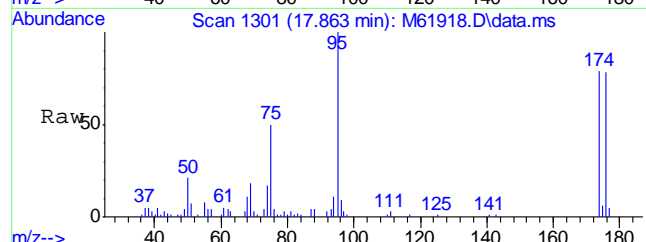
#56  
Toluene-d8  
Concen: 19.36 ppb  
RT: 14.602 min Scan# 992  
Delta R.T. -0.002 min  
Lab File: M61918.D  
Acq: 18 Jul 2016 7:17 pm

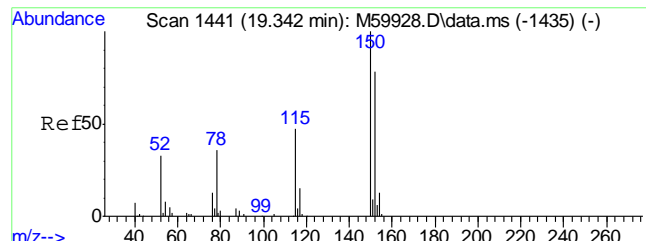
Tgt Ion	Resp	Lower	Upper
98	284531		
98	100		
100	65.7	44.3	84.3



#74  
4-Bromofluorobenzene  
Concen: 22.21 ppb  
RT: 17.863 min Scan# 1301  
Delta R.T. 0.008 min  
Lab File: M61918.D  
Acq: 18 Jul 2016 7:17 pm

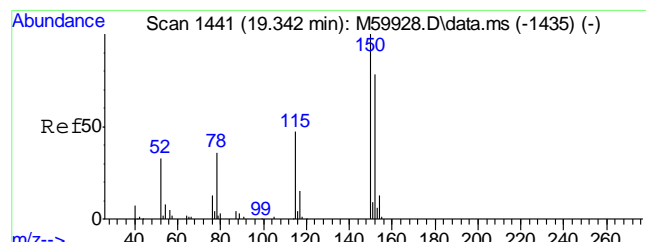
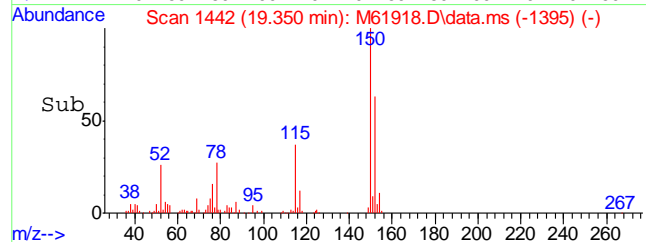
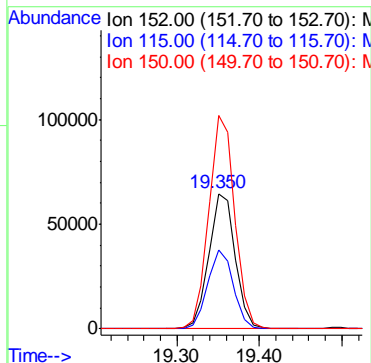
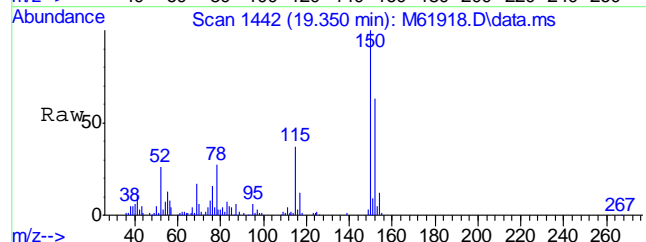
Tgt Ion	Resp	Lower	Upper
95	135562		
95	100		
174	75.8	54.3	94.3
176	73.4	51.5	91.5





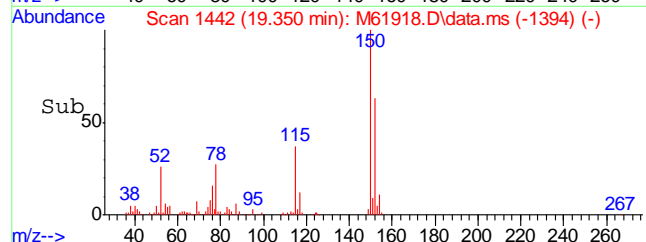
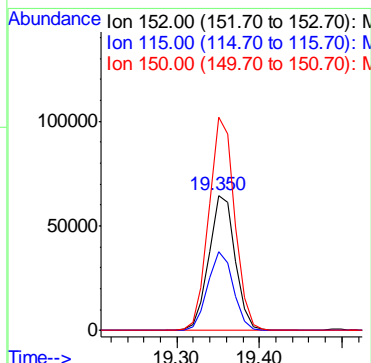
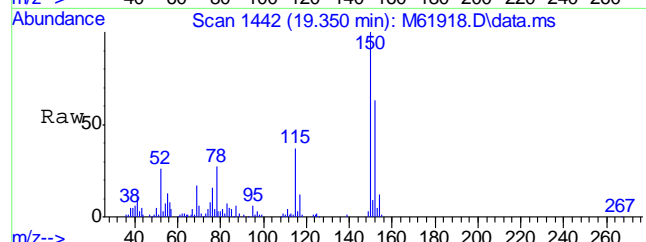
#77  
 1,4-Dichlorobenzene-d4  
 Concen: 20.00 ppb  
 RT: 19.350 min Scan# 1442  
 Delta R.T. -0.002 min  
 Lab File: M61918.D  
 Acq: 18 Jul 2016 7:17 pm

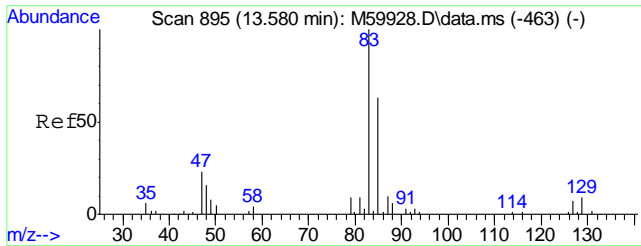
Tgt Ion	Resp	Lower	Upper
152	143367		
152	100		
115	57.0	40.9	80.9
150	154.9	178.6	218.6#



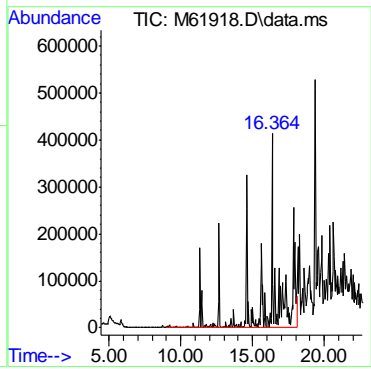
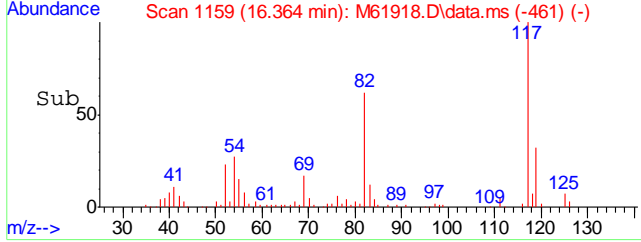
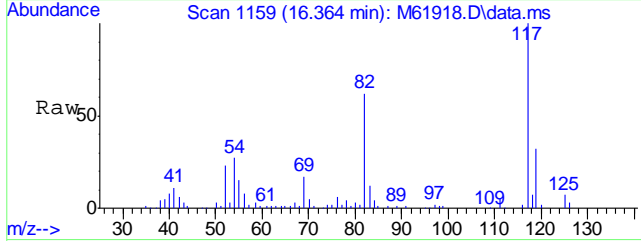
#99  
 1,4-Dichlorobenzene-d4A  
 Concen: 20.00 ppb  
 RT: 19.350 min Scan# 1442  
 Delta R.T. 0.008 min  
 Lab File: M61918.D  
 Acq: 18 Jul 2016 7:17 pm

Tgt Ion	Resp	Lower	Upper
152	143367		
152	100		
115	57.0	37.3	77.3
150	154.9	176.0	216.0#





#100  
TPH-GRO (C6-C10)  
Concen: 289.74 ppb m  
RT: 16.364 min Scan# 1159  
Delta R.T. 2.814 min  
Lab File: M61918.D  
Acq: 18 Jul 2016 7:17 pm  
Tgt Ion:TIC Resp:11410705



6.1.7  
6

Quantitation Report (QT Reviewed)

Data Path : C:\MSDCHEM\1\DATA\M160718\
Data File : M61918.D
Acq On : 18 Jul 2016 7:17 pm
Operator : johannat
Sample : C46446-4
Misc : MS1912,VM1861,5.59,,100,5,1
ALS Vial : 12 Sample Multiplier: 1

Quant Time: Aug 03 18:26:29 2016
Quant Method : C:\MSDCHEM\1\METHODS\VM1860S.M
Quant Title : EPA 8260B
QLast Update : Mon Jul 18 09:14:24 2016
Response via : Initial Calibration

Table with 7 columns: Internal Standards, R.T., QIon, Response, Conc, Units, Dev(Min). Rows include 1) Pentafluorobenzene, 40) 1,4-Difluorobenzene, 55) Chlorobenzene-d5, 77) 1,4-Dichlorobenzene-d4, 99) 1,4-Dichlorobenzene-d4A.

System Monitoring Compounds table with 7 columns: Compound Name, R.T., QIon, Response, Conc, Units, Dev(Min). Includes recovery percentages for spiked amounts.

Target Compounds table with 7 columns: Compound Name, R.T., QIon, Response, Conc, Units, Qvalue. Includes 100) TPH-GRO (C6-C10).

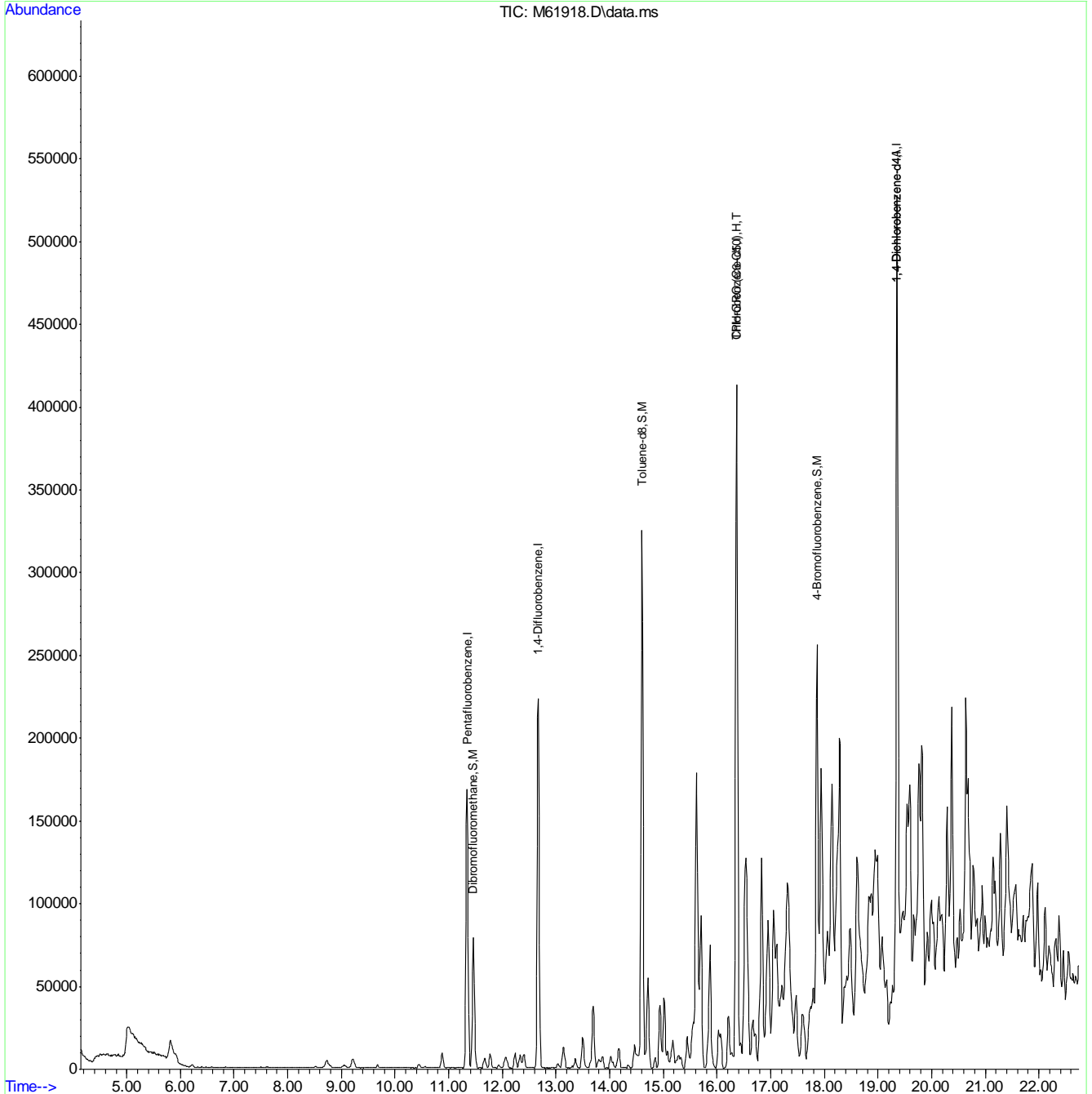
(#) = qualifier out of range (m) = manual integration (+) = signals summed

6.1.8
6

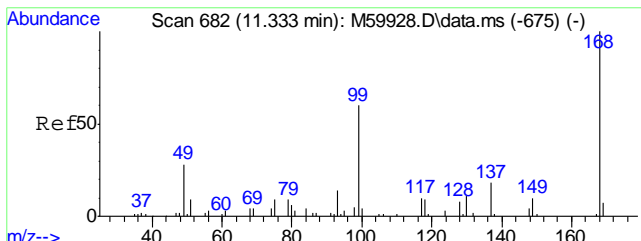
Quantitation Report (QT Reviewed)

Data Path : C:\MSDCHEM\1\DATA\M160718\  
 Data File : M61918.D  
 Acq On : 18 Jul 2016 7:17 pm  
 Operator : johannat  
 Sample : C46446-4  
 Misc : MS1912,VM1861,5.59,,100,5,1  
 ALS Vial : 12 Sample Multiplier: 1

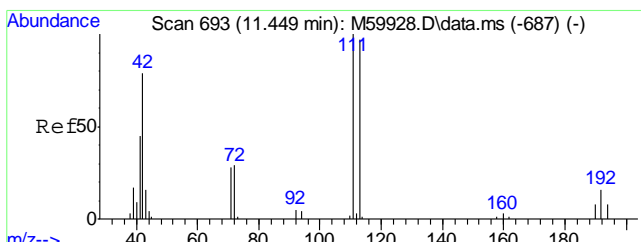
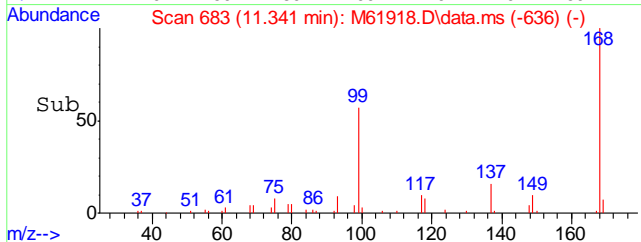
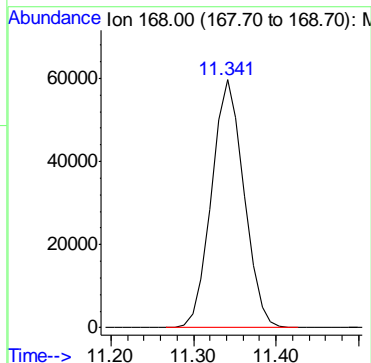
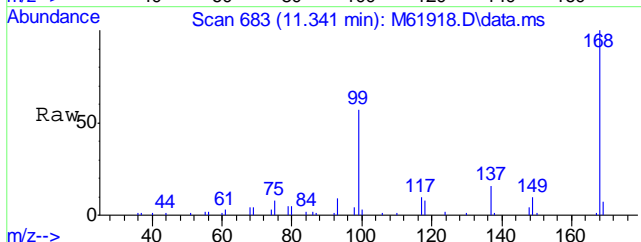
Quant Time: Aug 03 18:26:29 2016  
 Quant Method : C:\MSDCHEM\1\METHODS\VM1860S.M  
 Quant Title : EPA 8260B  
 QLast Update : Mon Jul 18 09:14:24 2016  
 Response via : Initial Calibration



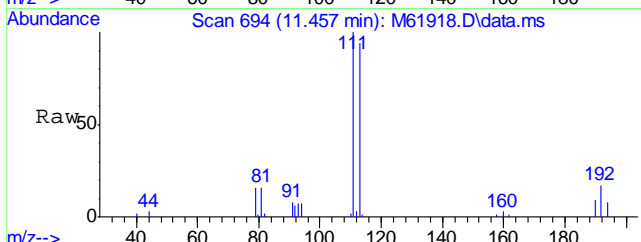




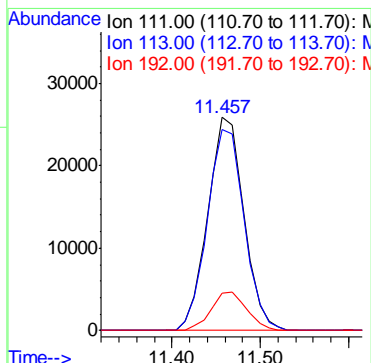
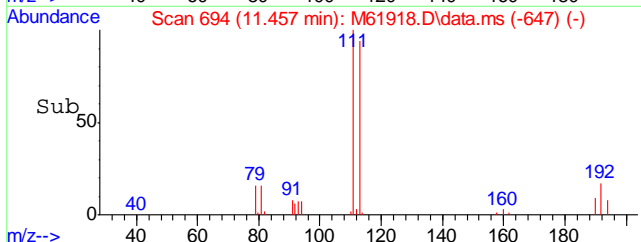
#1  
 Pentafluorobenzene  
 Concen: 20.00 ppb  
 RT: 11.341 min Scan# 683  
 Delta R.T. -0.002 min  
 Lab File: M61918.D  
 Acq: 18 Jul 2016 7:17 pm  
 Tgt Ion:168 Resp: 163153

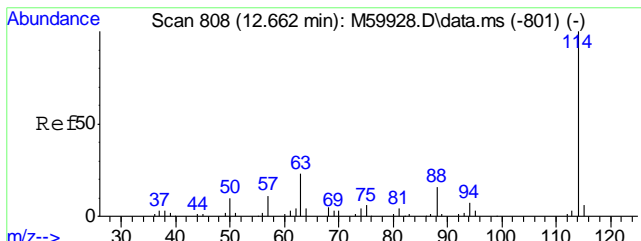


#36  
 Dibromofluoromethane  
 Concen: 18.95 ppb  
 RT: 11.457 min Scan# 694  
 Delta R.T. -0.002 min  
 Lab File: M61918.D  
 Acq: 18 Jul 2016 7:17 pm  
 Tgt Ion:111 Resp: 73380

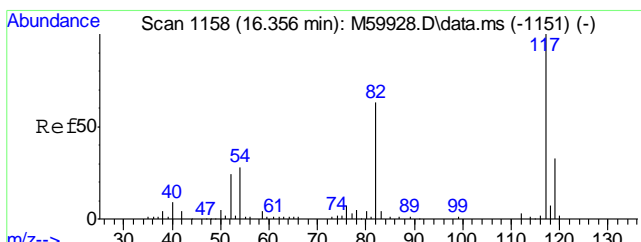
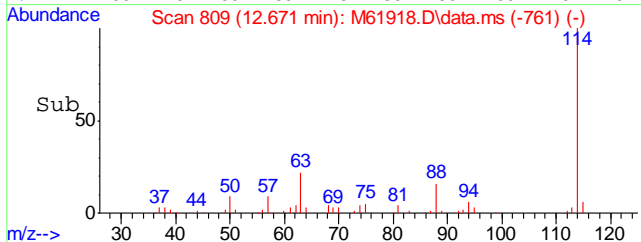
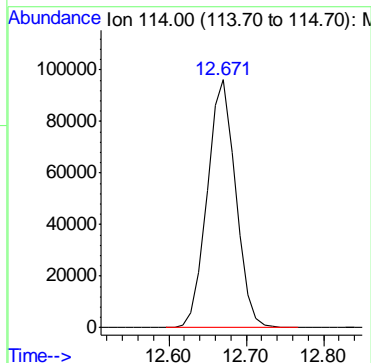
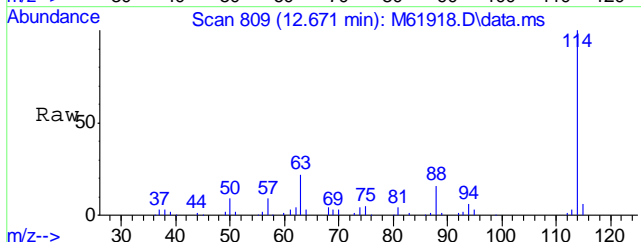


Ion	Ratio	Lower	Upper
111	100		
113	96.4	77.7	117.7
192	17.7	0.0	36.3

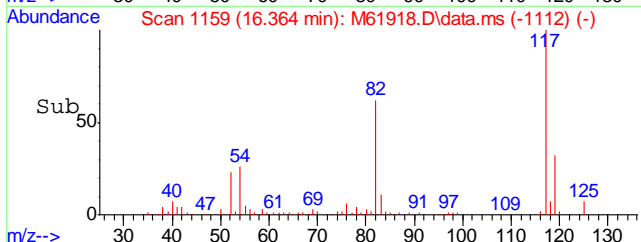
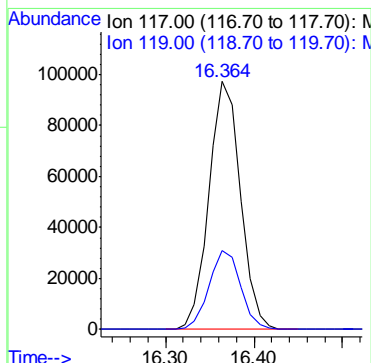
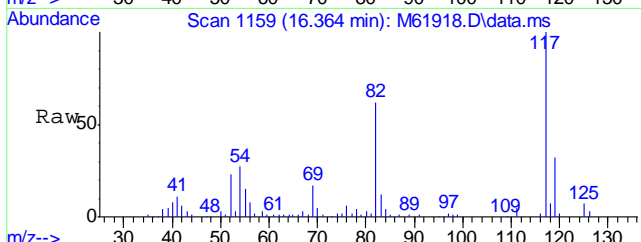


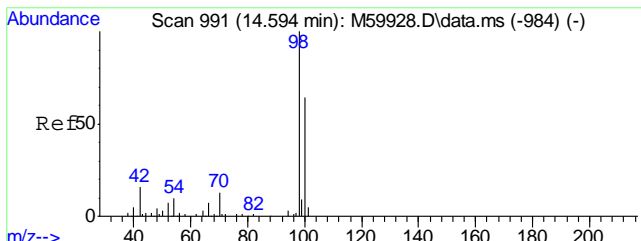


#40  
 1,4-Difluorobenzene  
 Concen: 20.00 ppb  
 RT: 12.671 min Scan# 809  
 Delta R.T. 0.008 min  
 Lab File: M61918.D  
 Acq: 18 Jul 2016 7:17 pm  
 Tgt Ion:114 Resp: 244407



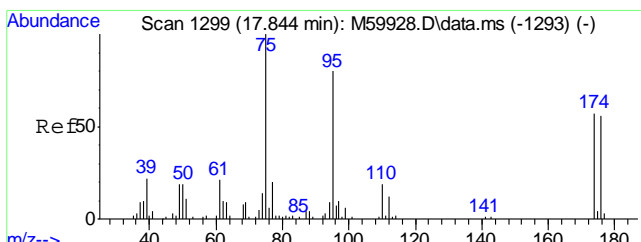
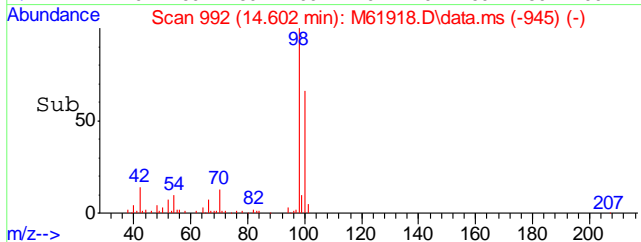
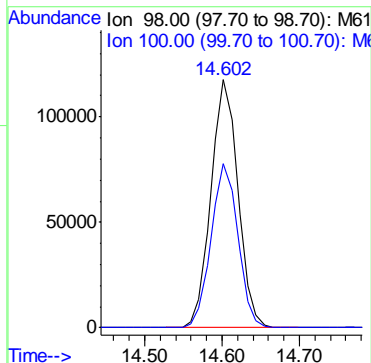
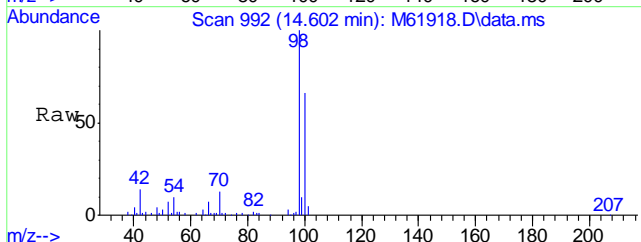
#55  
 Chlorobenzene-d5  
 Concen: 20.00 ppb  
 RT: 16.364 min Scan# 1159  
 Delta R.T. -0.002 min  
 Lab File: M61918.D  
 Acq: 18 Jul 2016 7:17 pm  
 Tgt Ion:117 Resp: 241025  
 Ion Ratio Lower Upper  
 117 100  
 119 31.8 11.2 51.2





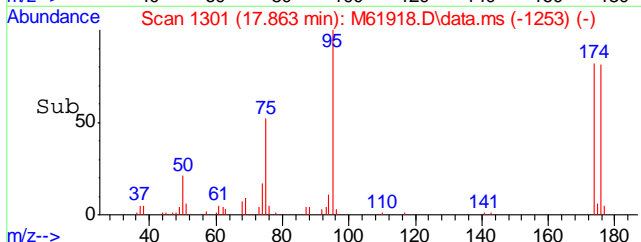
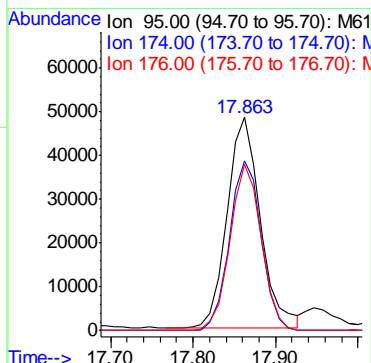
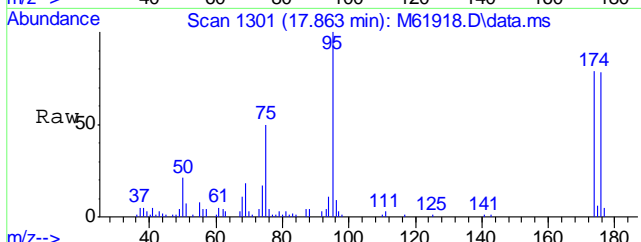
#56  
Toluene-d8  
Concen: 19.36 ppb  
RT: 14.602 min Scan# 992  
Delta R.T. -0.002 min  
Lab File: M61918.D  
Acq: 18 Jul 2016 7:17 pm

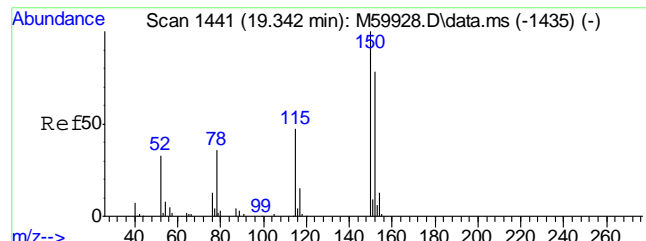
Tgt Ion	Resp	Lower	Upper
98	284531		
98	100		
100	65.7	44.3	84.3



#74  
4-Bromofluorobenzene  
Concen: 22.21 ppb  
RT: 17.863 min Scan# 1301  
Delta R.T. 0.008 min  
Lab File: M61918.D  
Acq: 18 Jul 2016 7:17 pm

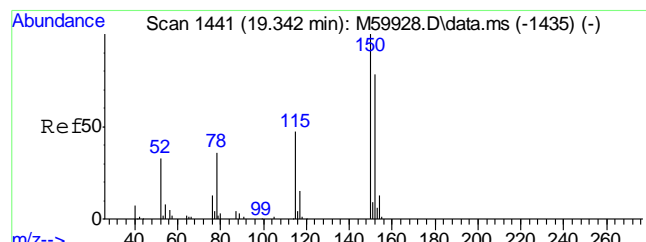
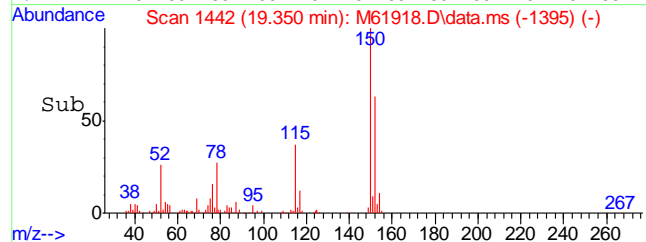
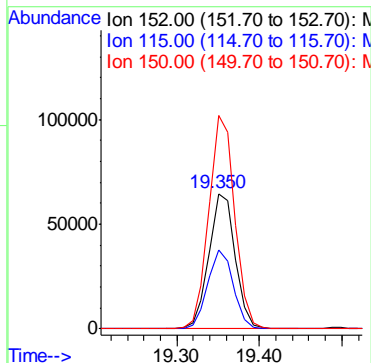
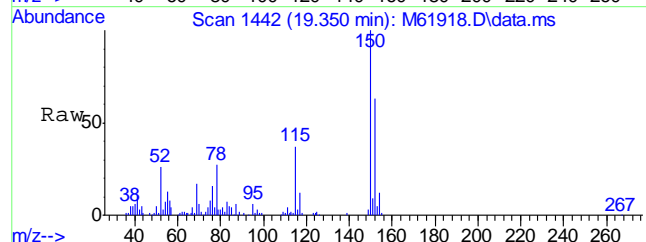
Tgt Ion	Resp	Lower	Upper
95	135562		
95	100		
174	75.8	54.3	94.3
176	73.4	51.5	91.5





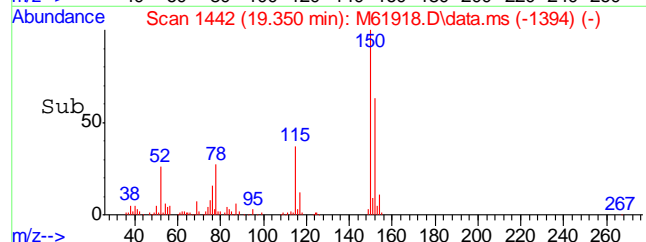
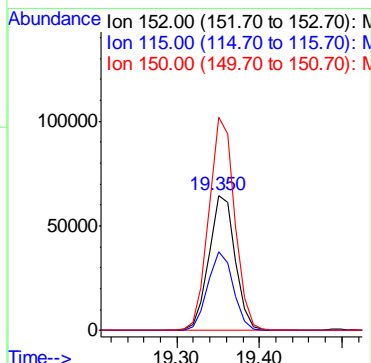
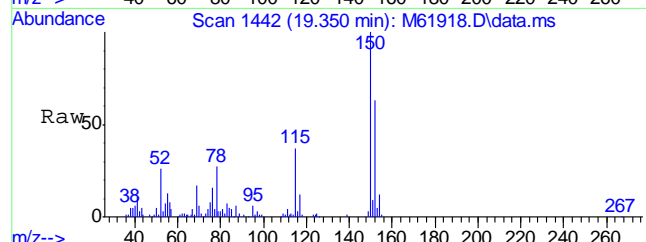
#77  
 1,4-Dichlorobenzene-d4  
 Concen: 20.00 ppb  
 RT: 19.350 min Scan# 1442  
 Delta R.T. -0.002 min  
 Lab File: M61918.D  
 Acq: 18 Jul 2016 7:17 pm

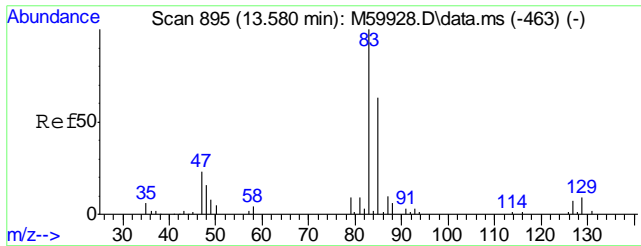
Tgt Ion	Resp	Lower	Upper
152	100		
115	57.0	40.9	80.9
150	154.9	178.6	218.6#



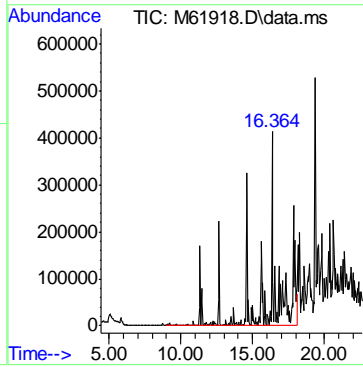
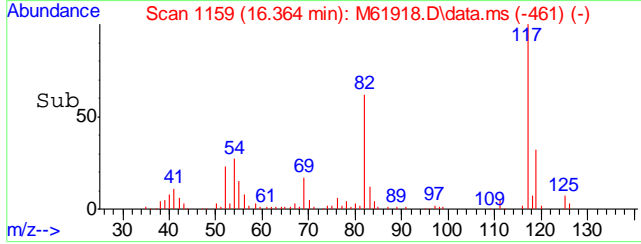
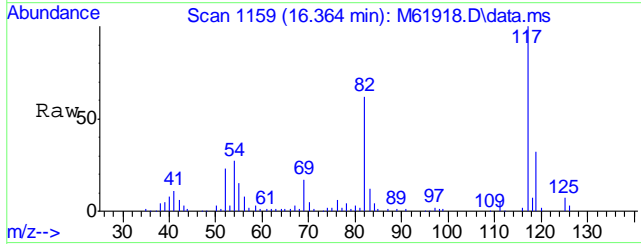
#99  
 1,4-Dichlorobenzene-d4A  
 Concen: 20.00 ppb  
 RT: 19.350 min Scan# 1442  
 Delta R.T. 0.008 min  
 Lab File: M61918.D  
 Acq: 18 Jul 2016 7:17 pm

Tgt Ion	Resp	Lower	Upper
152	100		
115	57.0	37.3	77.3
150	154.9	176.0	216.0#





#100  
TPH-GRO (C6-C10)  
Concen: 289.74 ppb m  
RT: 16.364 min Scan# 1159  
Delta R.T. 2.814 min  
Lab File: M61918.D  
Acq: 18 Jul 2016 7:17 pm  
Tgt Ion:TIC Resp:11410705



6.18  
6

## Quantitation Report (QT Reviewed)

Data Path : C:\MSDCHEM\1\DATA\M160713\  
 Data File : M61849.D  
 Acq On : 13 Jul 2016 9:28 pm  
 Operator : johannat  
 Sample : C46446-5  
 Misc : MS1912,VM1859,5.92,,100,5,1  
 ALS Vial : 23 Sample Multiplier: 1

Quant Time: Aug 03 18:24:57 2016  
 Quant Method : C:\MSDCHEM\1\METHODS\VM1848S.M  
 Quant Title : EPA 8260B  
 QLast Update : Fri Jun 24 10:07:55 2016  
 Response via : Initial Calibration

Internal Standards	R.T.	QIon	Response	Conc	Units	Dev(Min)
1) Pentafluorobenzene	11.340	168	208853	20.00	ppb	0.00
40) 1,4-Difluorobenzene	12.670	114	310148	20.00	ppb	0.00
55) Chlorobenzene-d5	16.363	117	285879	20.00	ppb	0.00
77) 1,4-Dichlorobenzene-d4	19.360	152	175211	20.00	ppb	0.00
99) 1,4-Dichlorobenzene-d4A	19.360	152	175211	20.00	ppb	0.02

## System Monitoring Compounds

36) Dibromofluoromethane	11.467	111	92296	17.43	ppb	0.00
Spiked Amount	20.000	Range 80 - 136	Recovery =	87.15%		
56) Toluene-d8	14.601	98	365527	19.59	ppb	0.00
Spiked Amount	20.000	Range 88 - 113	Recovery =	97.95%		
74) 4-Bromofluorobenzene	17.862	95	162253	22.12	ppb	0.00
Spiked Amount	20.000	Range 79 - 115	Recovery =	110.60%		

## Target Compounds

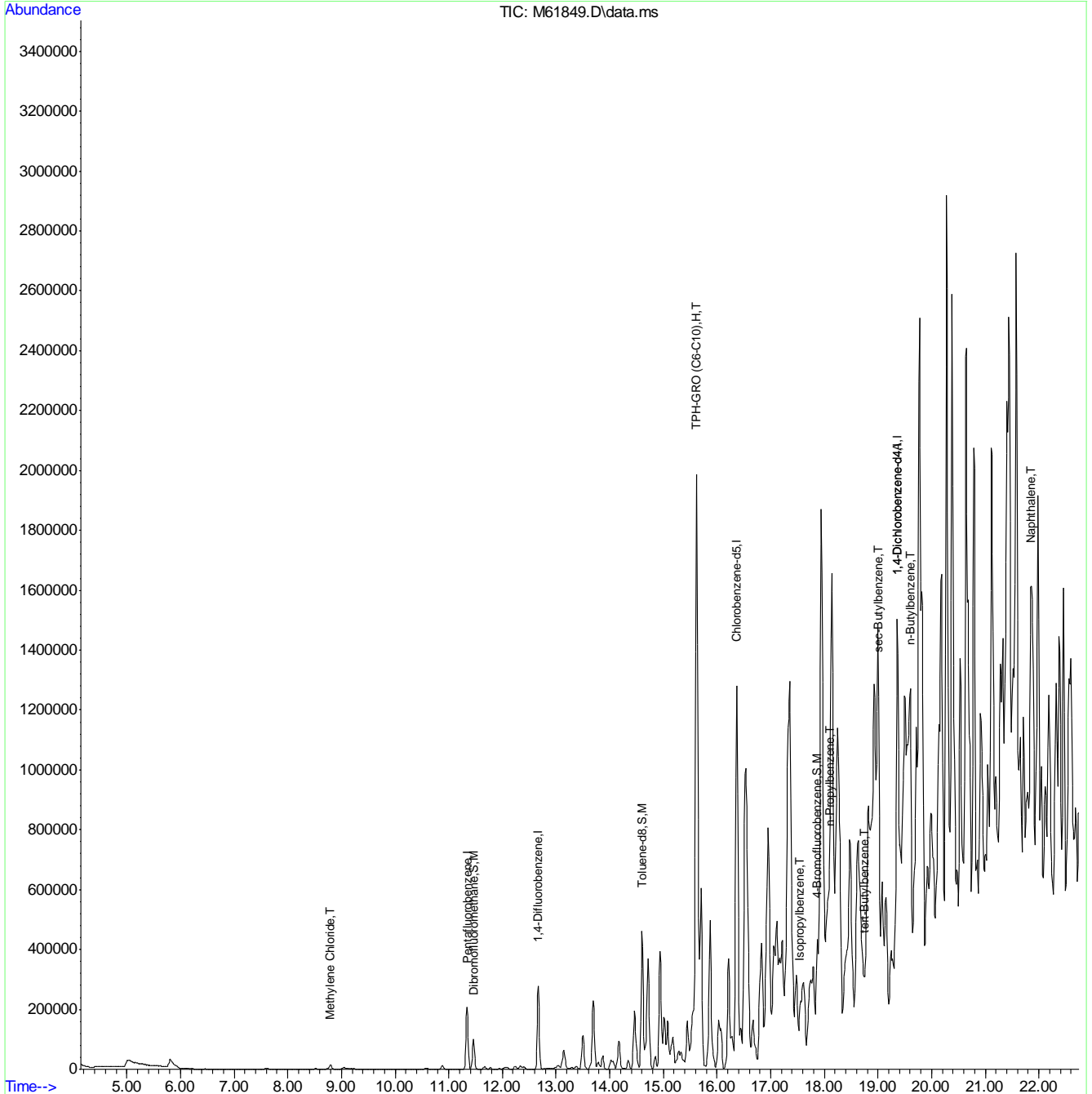
						Qvalue
19) Methylene Chloride	8.797	84	10730	1.45	ppb	93
73) Isopropylbenzene	17.545	105	172710	6.24	ppb	97
79) n-Propylbenzene	18.094	91	171798	4.15	ppb	98
84) tert-Butylbenzene	18.748	119	23150	0.87	ppb	93
87) sec-Butylbenzene	19.012	105	544470	15.19	ppb	97
92) n-Butylbenzene	19.603	91	107531	3.60	ppb	88
97) Naphthalene	21.851	128	132810	5.77	ppb	100
100) TPH-GRO (C6-C10)	15.614	TIC	68552710m	1463.76	ppb	

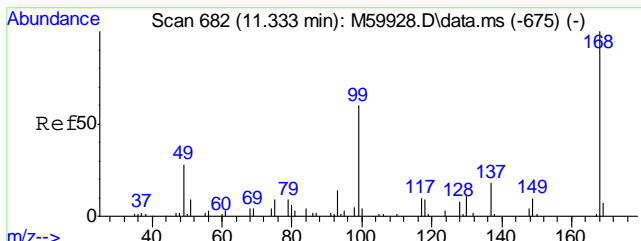
(#) = qualifier out of range (m) = manual integration (+) = signals summed

Quantitation Report (QT Reviewed)

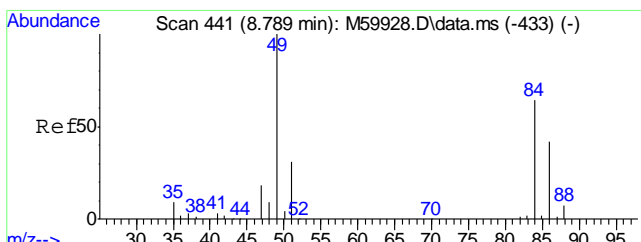
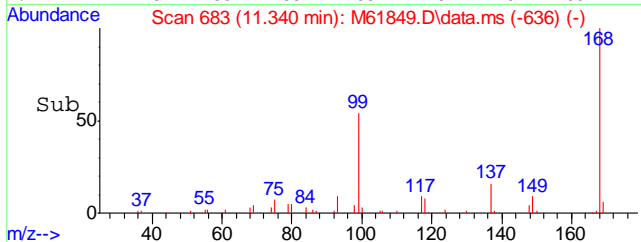
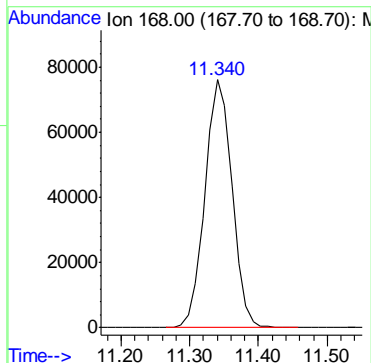
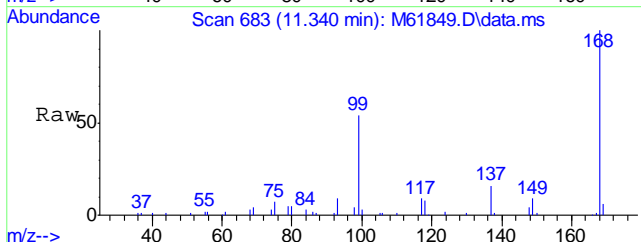
Data Path : C:\MSDCHEM\1\DATA\M160713\  
 Data File : M61849.D  
 Acq On : 13 Jul 2016 9:28 pm  
 Operator : johannat  
 Sample : C46446-5  
 Misc : MS1912,VM1859,5.92,,100,5,1  
 ALS Vial : 23 Sample Multiplier: 1

Quant Time: Aug 03 18:24:57 2016  
 Quant Method : C:\MSDCHEM\1\METHODS\VM1848S.M  
 Quant Title : EPA 8260B  
 QLast Update : Fri Jun 24 10:07:55 2016  
 Response via : Initial Calibration

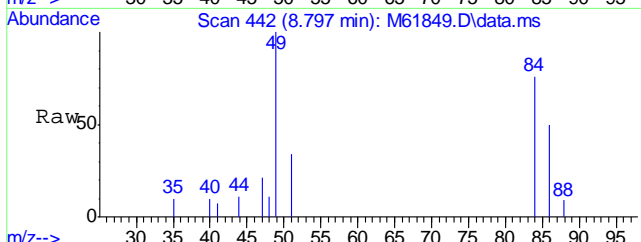




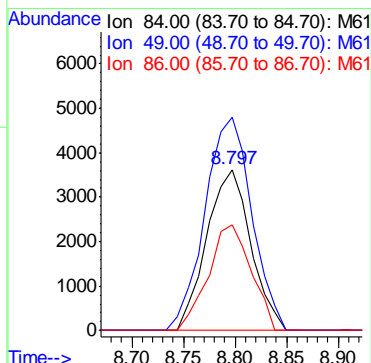
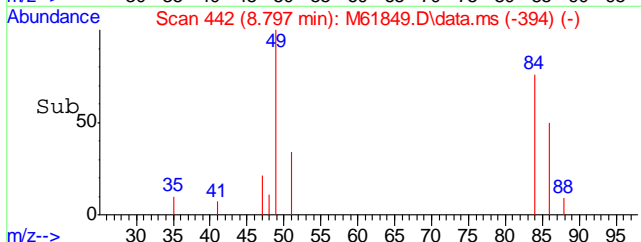
#1  
 Pentafluorobenzene  
 Concen: 20.00 ppb  
 RT: 11.340 min Scan# 683  
 Delta R.T. -0.003 min  
 Lab File: M61849.D  
 Acq: 13 Jul 2016 9:28 pm  
 Tgt Ion:168 Resp: 208853



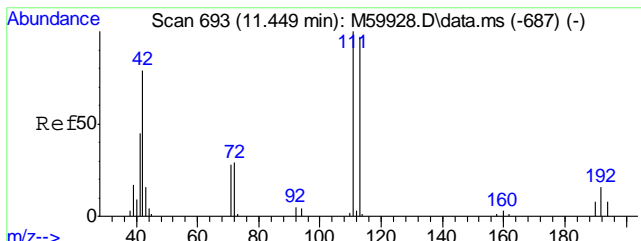
#19  
 Methylene Chloride  
 Concen: 1.45 ppb  
 RT: 8.797 min Scan# 442  
 Delta R.T. 0.007 min  
 Lab File: M61849.D  
 Acq: 13 Jul 2016 9:28 pm  
 Tgt Ion: 84 Resp: 10730



Ion	Ratio	Lower	Upper
84	100		
49	140.9	134.5	174.5
86	63.8	43.8	83.8

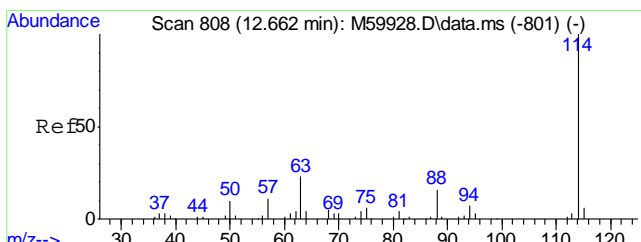
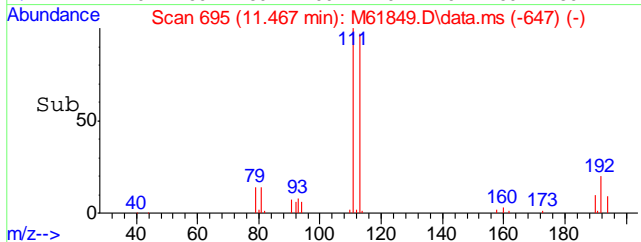
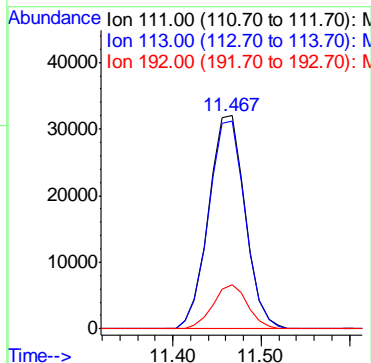
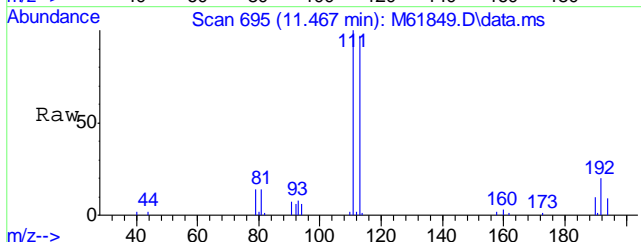






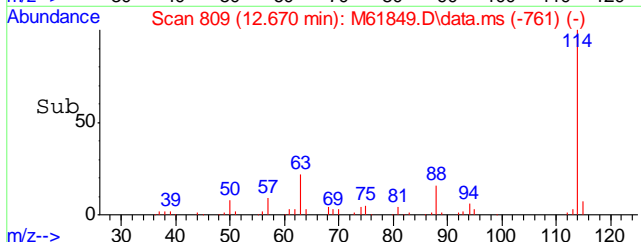
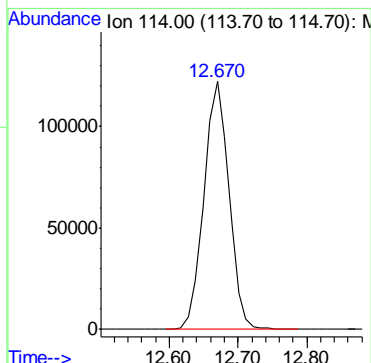
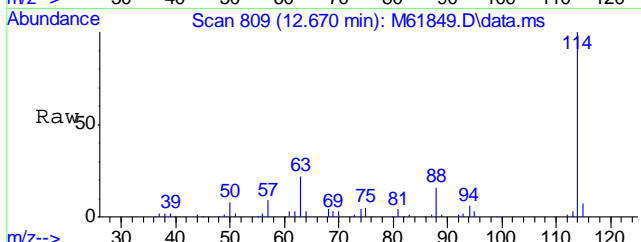
#36  
 Dibromofluoromethane  
 Concen: 17.43 ppb  
 RT: 11.467 min Scan# 695  
 Delta R.T. 0.007 min  
 Lab File: M61849.D  
 Acq: 13 Jul 2016 9:28 pm

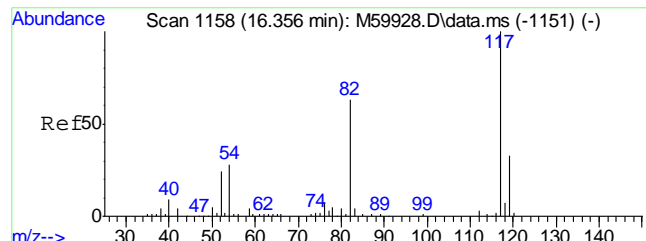
Tgt Ion	Resp	Lower	Upper
111	100		
113	97.6	77.7	117.7
192	19.4	0.0	36.3



#40  
 1,4-Difluorobenzene  
 Concen: 20.00 ppb  
 RT: 12.670 min Scan# 809  
 Delta R.T. 0.007 min  
 Lab File: M61849.D  
 Acq: 13 Jul 2016 9:28 pm

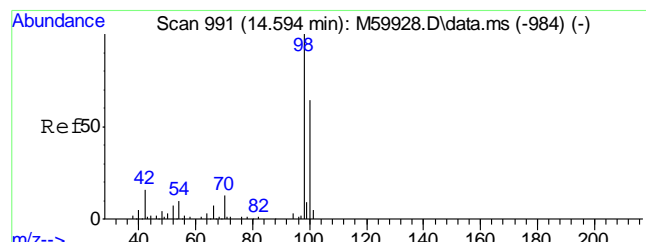
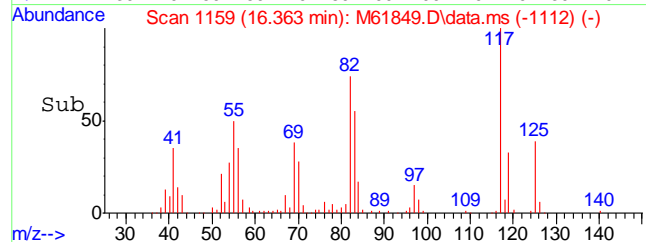
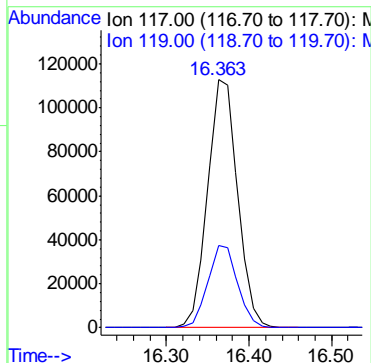
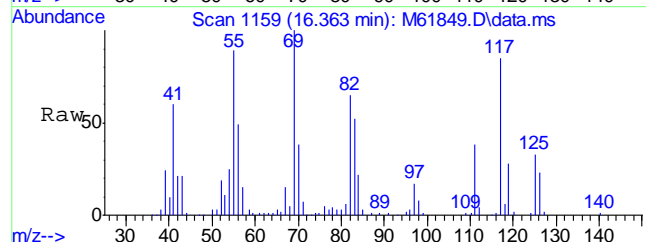
Tgt Ion	Resp
114	310148





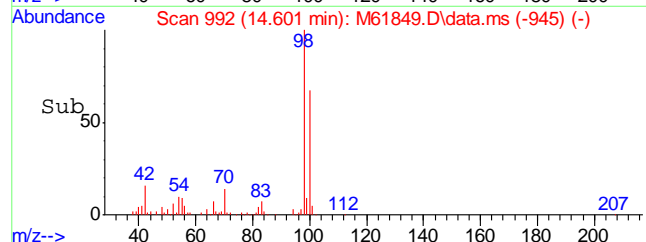
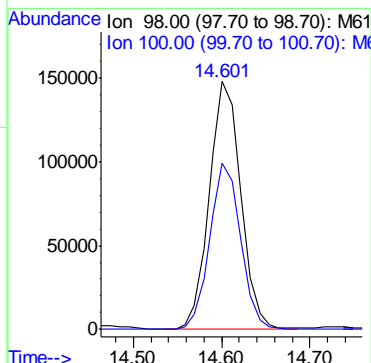
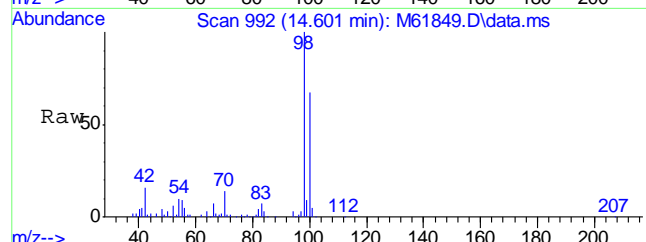
#55  
Chlorobenzene-d5  
Concen: 20.00 ppb  
RT: 16.363 min Scan# 1159  
Delta R.T. -0.003 min  
Lab File: M61849.D  
Acq: 13 Jul 2016 9:28 pm

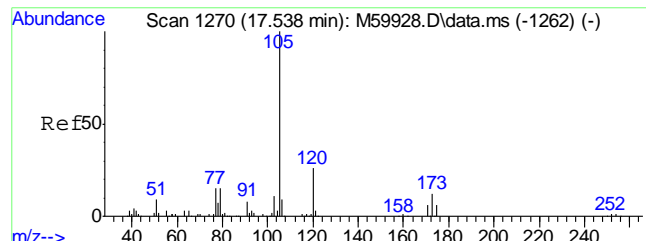
Tgt Ion	Resp	Lower	Upper
117	285879	100	
119	32.9	11.2	51.2



#56  
Toluene-d8  
Concen: 19.59 ppb  
RT: 14.601 min Scan# 992  
Delta R.T. -0.003 min  
Lab File: M61849.D  
Acq: 13 Jul 2016 9:28 pm

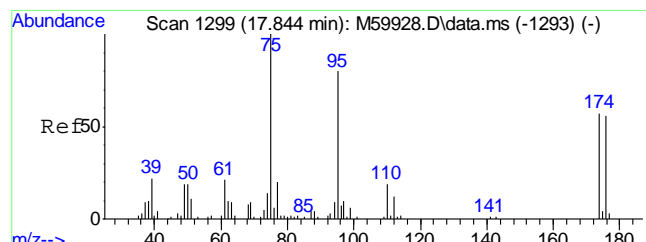
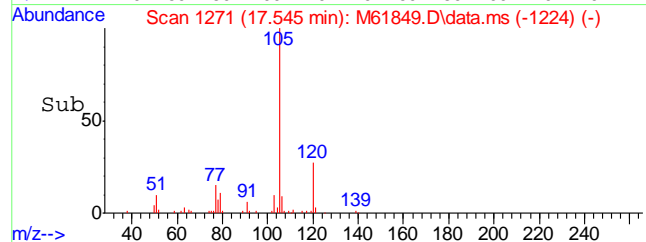
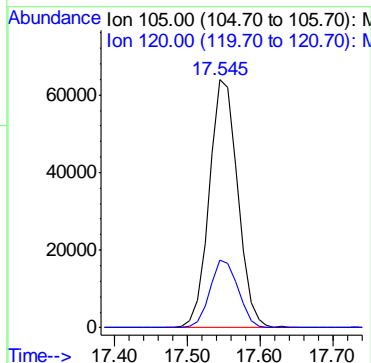
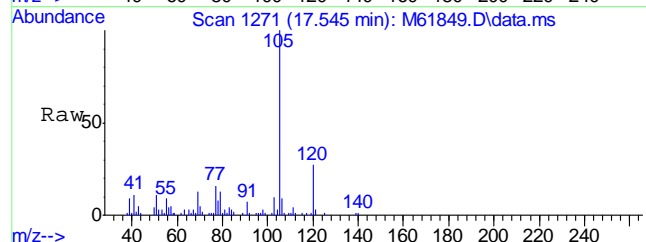
Tgt Ion	Resp	Lower	Upper
98	365527	100	
100	65.6	44.3	84.3





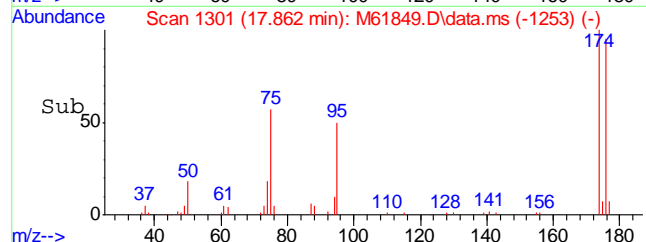
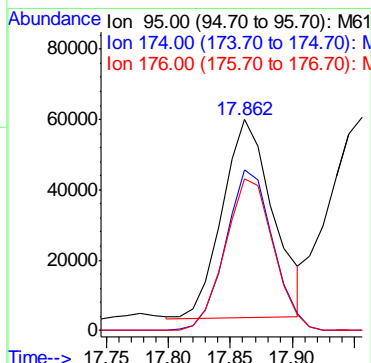
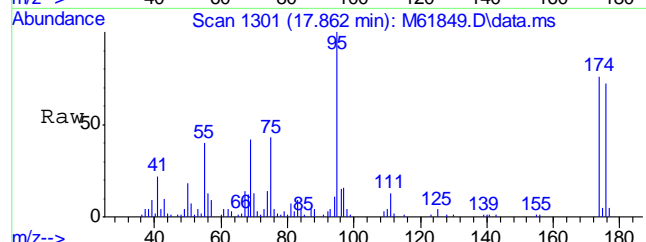
#73  
Isopropylbenzene  
Concen: 6.24 ppb  
RT: 17.545 min Scan# 1271  
Delta R.T. -0.003 min  
Lab File: M61849.D  
Acq: 13 Jul 2016 9:28 pm

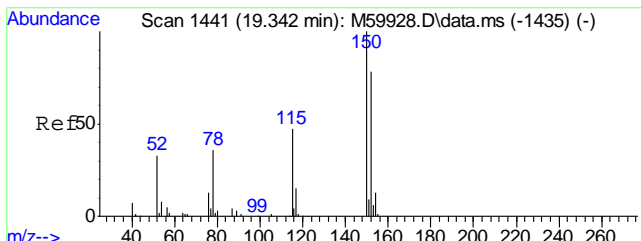
Tgt Ion	Resp	Lower	Upper
105	172710	100	
120	27.1	5.7	45.7



#74  
4-Bromofluorobenzene  
Concen: 22.12 ppb  
RT: 17.862 min Scan# 1301  
Delta R.T. 0.007 min  
Lab File: M61849.D  
Acq: 13 Jul 2016 9:28 pm

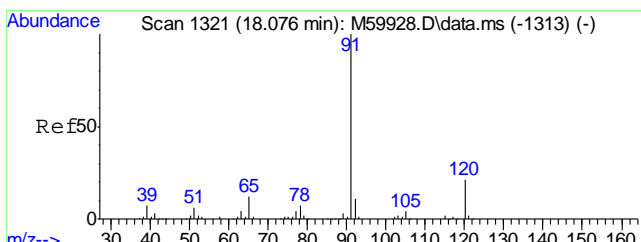
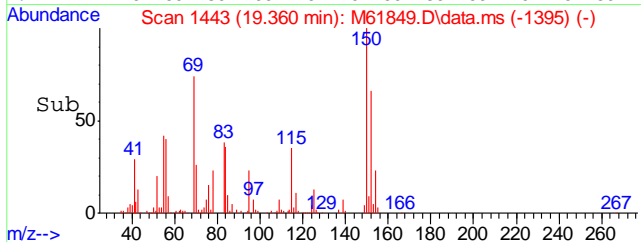
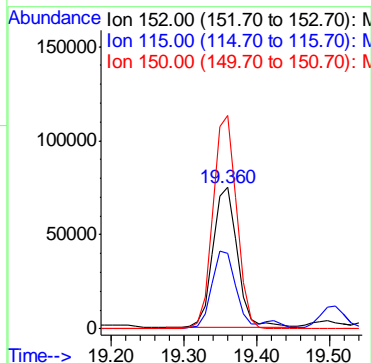
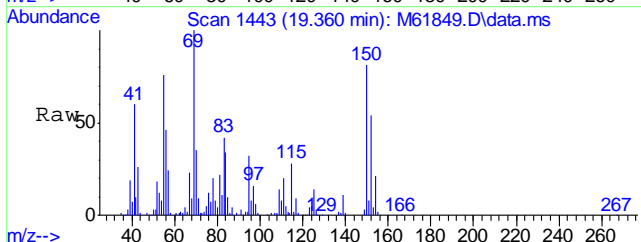
Tgt Ion	Resp	Lower	Upper
95	162253	100	
174	75.3	54.3	94.3
176	72.6	51.5	91.5





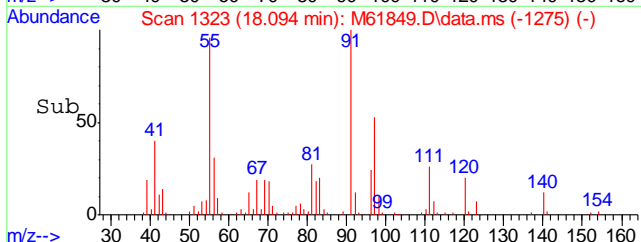
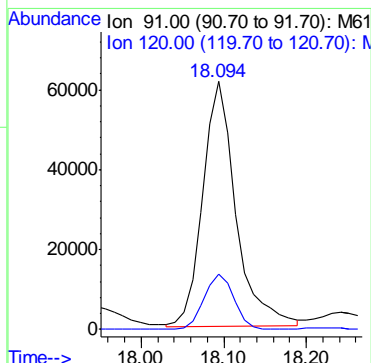
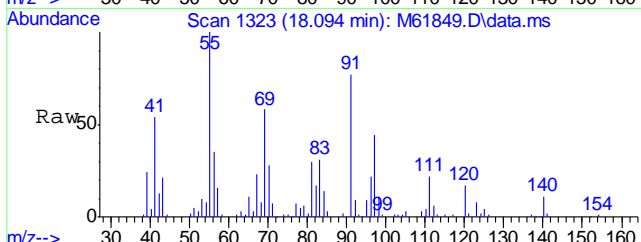
#77  
 1,4-Dichlorobenzene-d4  
 Concen: 20.00 ppb  
 RT: 19.360 min Scan# 1443  
 Delta R.T. 0.007 min  
 Lab File: M61849.D  
 Acq: 13 Jul 2016 9:28 pm

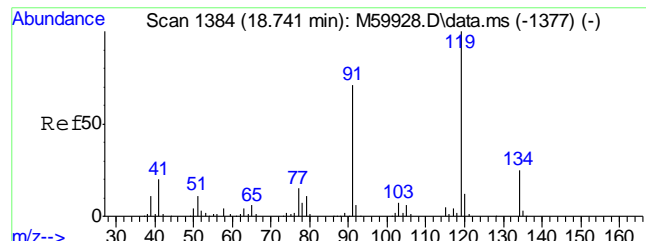
Tgt Ion	Resp	Lower	Upper
152	175211		
152	100		
115	55.0	40.9	80.9
150	144.8	178.6	218.6#



#79  
 n-Propylbenzene  
 Concen: 4.15 ppb  
 RT: 18.094 min Scan# 1323  
 Delta R.T. 0.007 min  
 Lab File: M61849.D  
 Acq: 13 Jul 2016 9:28 pm

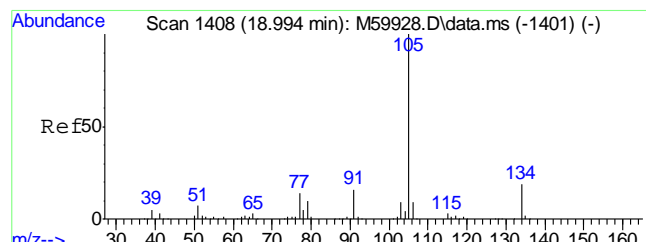
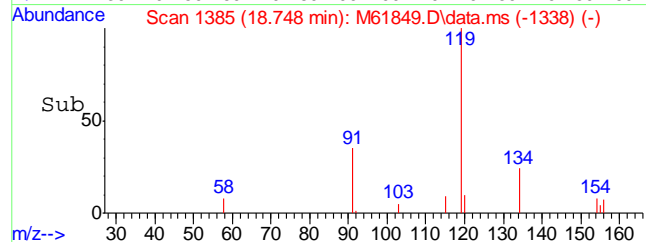
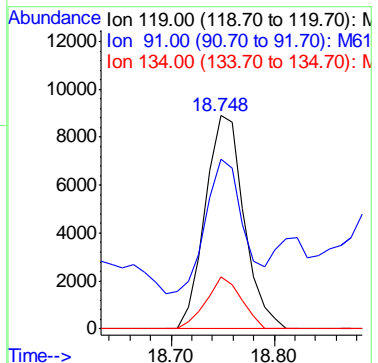
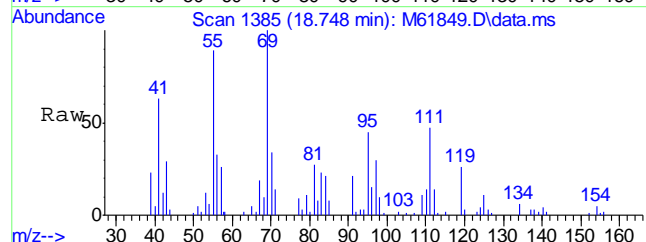
Tgt Ion	Resp	Lower	Upper
91	171798		
91	100		
120	20.3	1.3	41.3





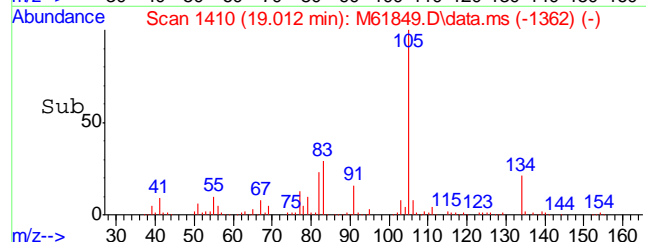
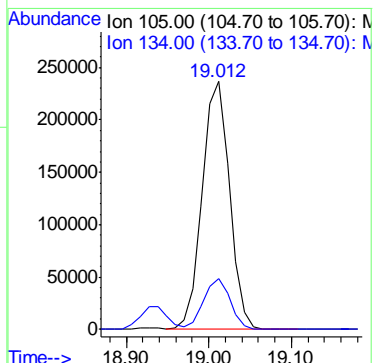
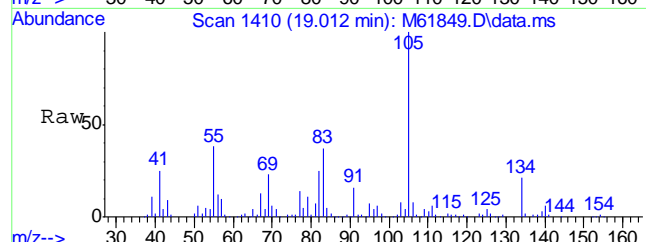
#84  
tert-Butylbenzene  
Concen: 0.87 ppb  
RT: 18.748 min Scan# 1385  
Delta R.T. -0.003 min  
Lab File: M61849.D  
Acq: 13 Jul 2016 9:28 pm

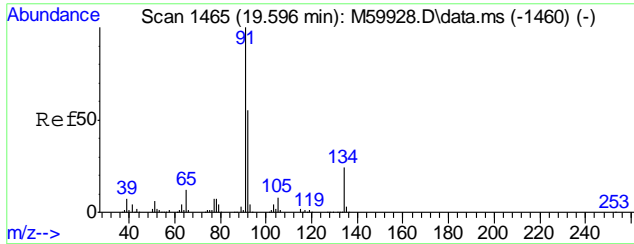
Tgt Ion	Resp	Lower	Upper
119	23150	100	
91	67.4	54.6	94.6
134	22.0	0.4	40.4



#87  
sec-Butylbenzene  
Concen: 15.19 ppb  
RT: 19.012 min Scan# 1410  
Delta R.T. 0.007 min  
Lab File: M61849.D  
Acq: 13 Jul 2016 9:28 pm

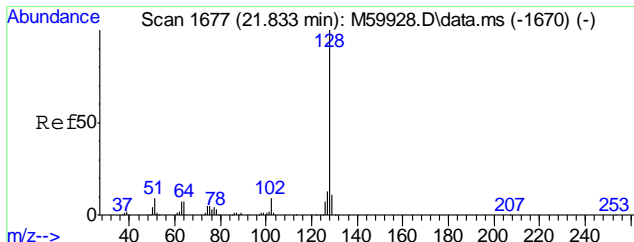
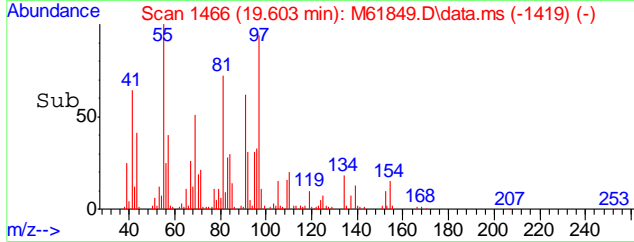
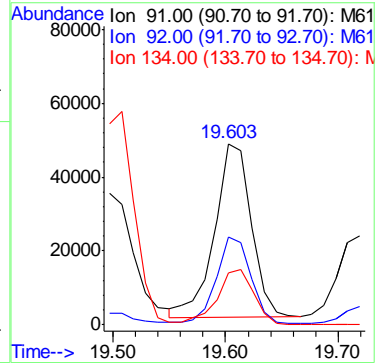
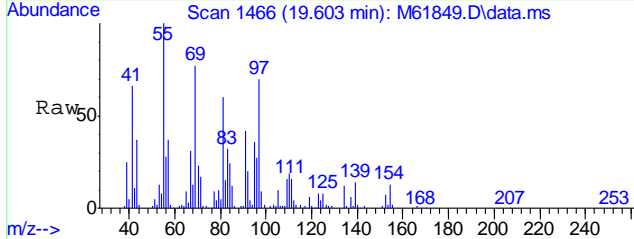
Tgt Ion	Resp	Lower	Upper
105	544470	100	
134	20.0	0.0	38.7





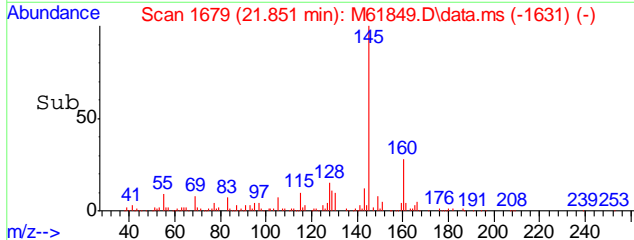
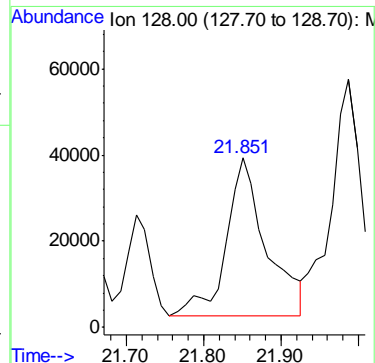
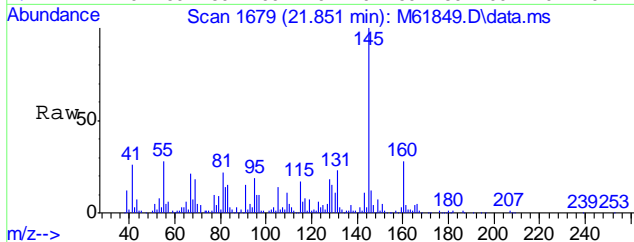
#92  
n-Butylbenzene  
Concen: 3.60 ppb  
RT: 19.603 min Scan# 1466  
Delta R.T. -0.003 min  
Lab File: M61849.D  
Acq: 13 Jul 2016 9:28 pm

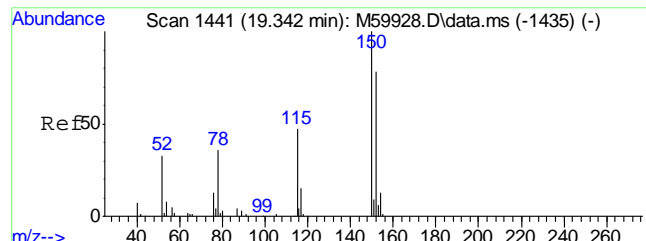
Tgt Ion	Resp	Lower	Upper
91	107531		
92	47.9	35.3	75.3
134	32.2	3.6	43.6



#97  
Naphthalene  
Concen: 5.77 ppb  
RT: 21.851 min Scan# 1679  
Delta R.T. 0.007 min  
Lab File: M61849.D  
Acq: 13 Jul 2016 9:28 pm

Tgt Ion	Resp
128	132810

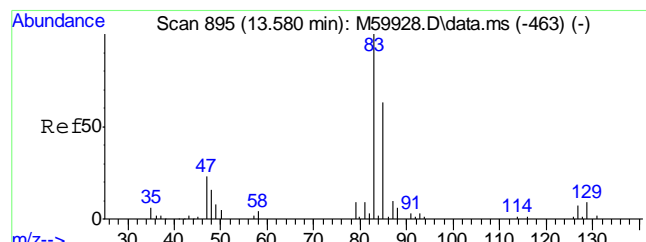
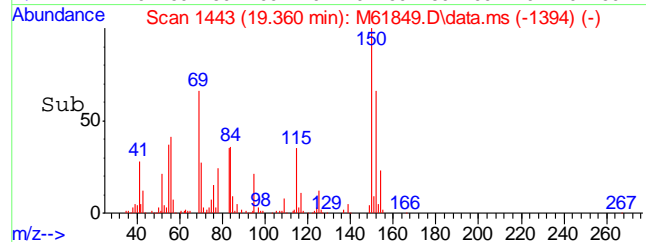
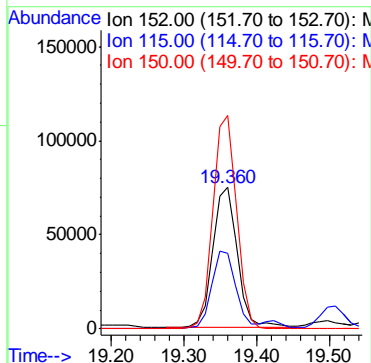
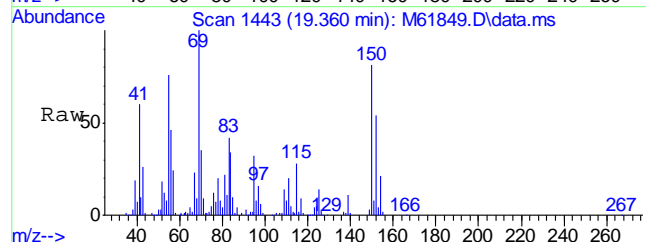




#99  
 1,4-Dichlorobenzene-d4A  
 Concen: 20.00 ppb  
 RT: 19.360 min Scan# 1443  
 Delta R.T. 0.018 min  
 Lab File: M61849.D  
 Acq: 13 Jul 2016 9:28 pm

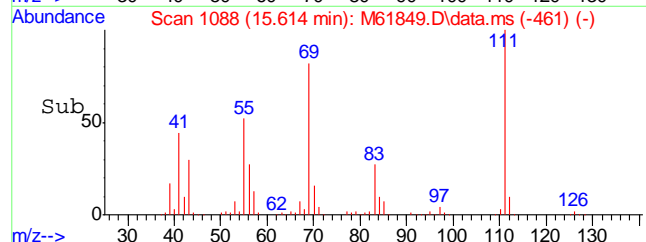
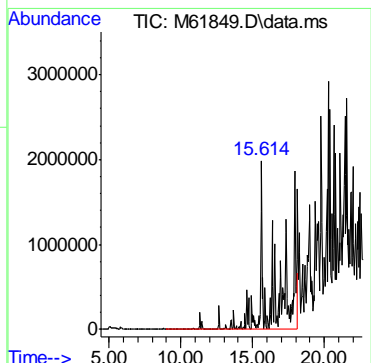
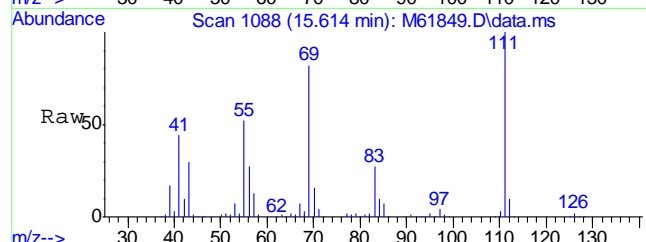
Tgt Ion: 152 Resp: 175211

Ion	Ratio	Lower	Upper
152	100		
115	55.0	37.3	77.3
150	144.8	176.0	216.0



#100  
 TPH-GRO (C6-C10)  
 Concen: 1463.76 ppb m  
 RT: 15.614 min Scan# 1088  
 Delta R.T. 2.064 min  
 Lab File: M61849.D  
 Acq: 13 Jul 2016 9:28 pm

Tgt Ion: TIC Resp: 68552710



## Quantitation Report (QT Reviewed)

Data Path : C:\MSDCHEM\1\DATA\M160713\  
 Data File : M61849.D  
 Acq On : 13 Jul 2016 9:28 pm  
 Operator : johannat  
 Sample : C46446-5  
 Misc : MS1912,VM1859,5.92,,100,5,1  
 ALS Vial : 23 Sample Multiplier: 1

Quant Time: Aug 03 18:24:57 2016  
 Quant Method : C:\MSDCHEM\1\METHODS\VM1848S.M  
 Quant Title : EPA 8260B  
 QLast Update : Fri Jun 24 10:07:55 2016  
 Response via : Initial Calibration

Internal Standards	R.T.	QIon	Response	Conc	Units	Dev(Min)
1) Pentafluorobenzene	11.340	168	208853	20.00	ppb	0.00
40) 1,4-Difluorobenzene	12.670	114	310148	20.00	ppb	0.00
55) Chlorobenzene-d5	16.363	117	285879	20.00	ppb	0.00
77) 1,4-Dichlorobenzene-d4	19.360	152	175211	20.00	ppb	0.00
99) 1,4-Dichlorobenzene-d4A	19.360	152	175211	20.00	ppb	0.02

## System Monitoring Compounds

36) Dibromofluoromethane	11.467	111	92296	17.43	ppb	0.00
Spiked Amount	20.000	Range 80 - 136	Recovery =	87.15%		
56) Toluene-d8	14.601	98	365527	19.59	ppb	0.00
Spiked Amount	20.000	Range 88 - 113	Recovery =	97.95%		
74) 4-Bromofluorobenzene	17.862	95	162253	22.12	ppb	0.00
Spiked Amount	20.000	Range 79 - 115	Recovery =	110.60%		

## Target Compounds

						Qvalue
19) Methylene Chloride	8.797	84	10730	1.45	ppb	93
73) Isopropylbenzene	17.545	105	172710	6.24	ppb	97
79) n-Propylbenzene	18.094	91	171798	4.15	ppb	98
84) tert-Butylbenzene	18.748	119	23150	0.87	ppb	93
87) sec-Butylbenzene	19.012	105	544470	15.19	ppb	97
92) n-Butylbenzene	19.603	91	107531	3.60	ppb	88
97) Naphthalene	21.851	128	132810	5.77	ppb	100
100) TPH-GRO (C6-C10)	15.614	TIC	68552710m	1463.76	ppb	

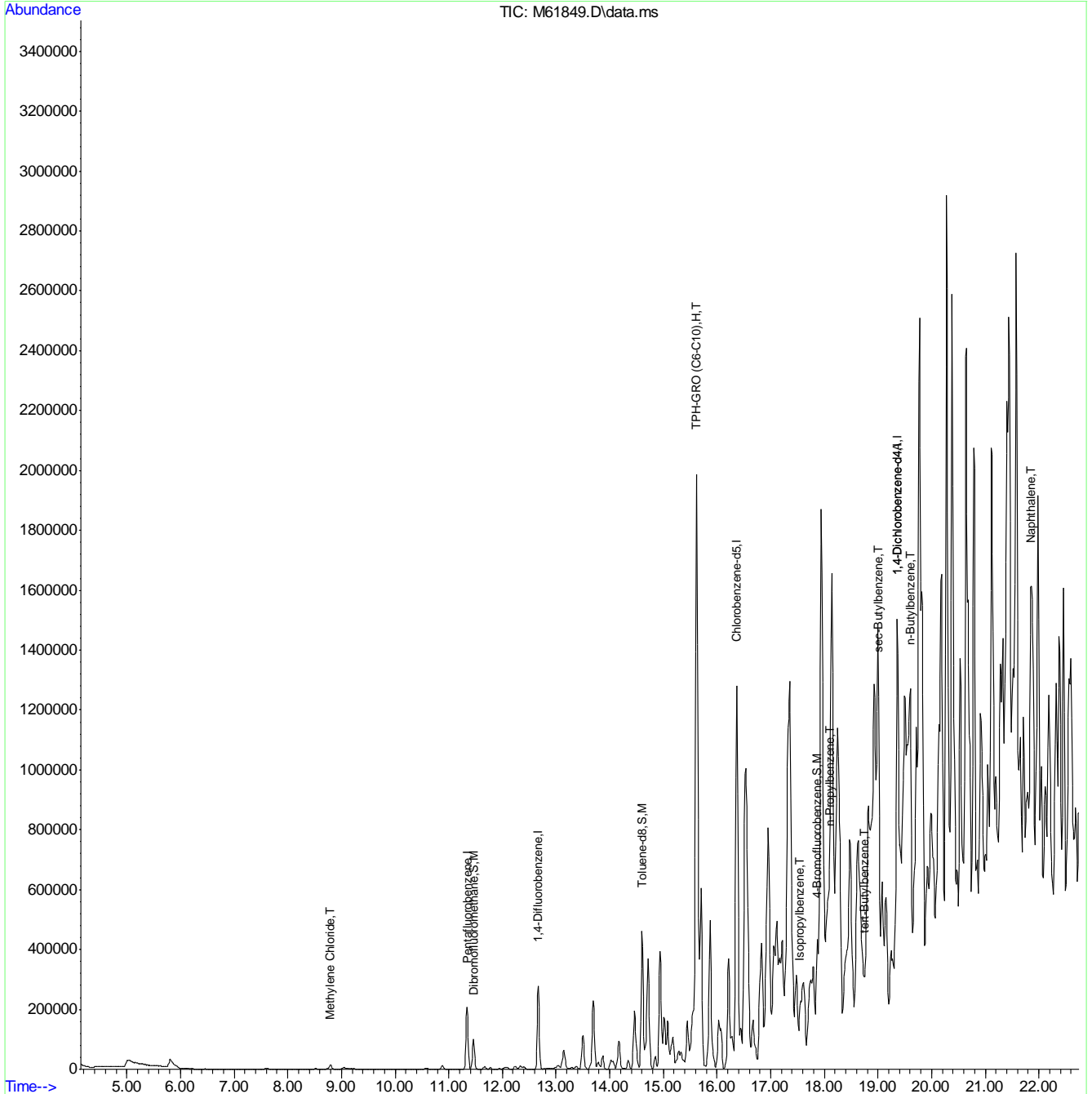
(#) = qualifier out of range (m) = manual integration (+) = signals summed

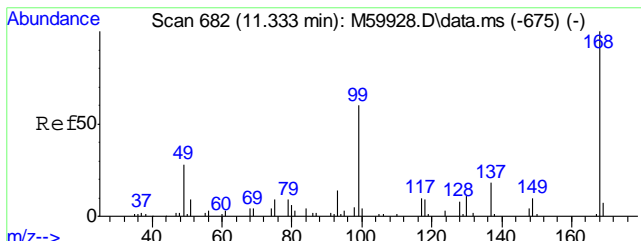


Quantitation Report (QT Reviewed)

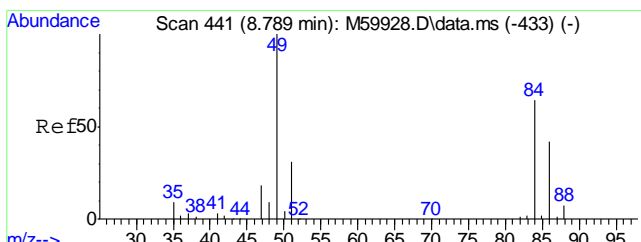
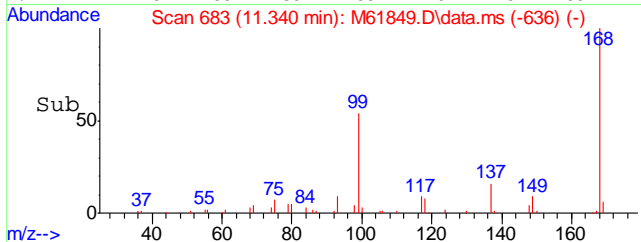
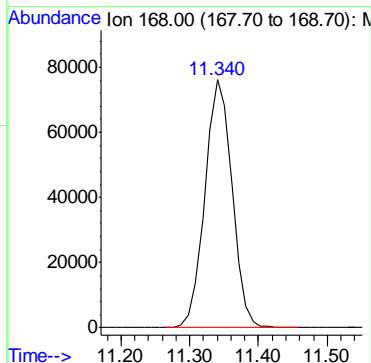
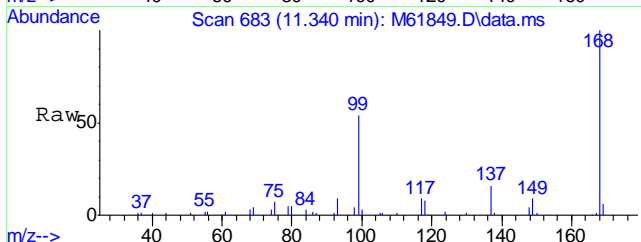
Data Path : C:\MSDCHEM\1\DATA\M160713\  
 Data File : M61849.D  
 Acq On : 13 Jul 2016 9:28 pm  
 Operator : johannat  
 Sample : C46446-5  
 Misc : MS1912,VM1859,5.92,,100,5,1  
 ALS Vial : 23 Sample Multiplier: 1

Quant Time: Aug 03 18:24:57 2016  
 Quant Method : C:\MSDCHEM\1\METHODS\VM1848S.M  
 Quant Title : EPA 8260B  
 QLast Update : Fri Jun 24 10:07:55 2016  
 Response via : Initial Calibration

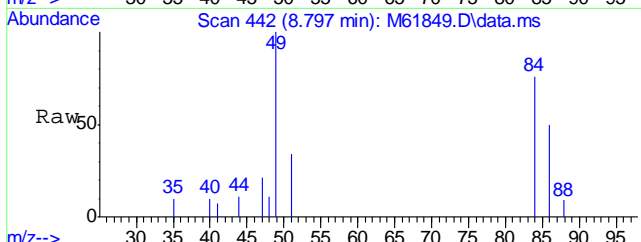




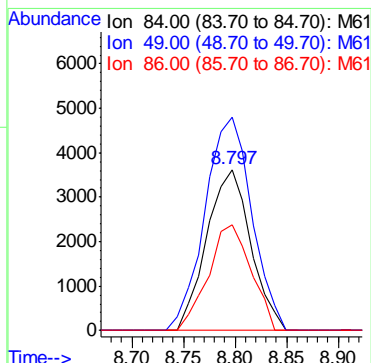
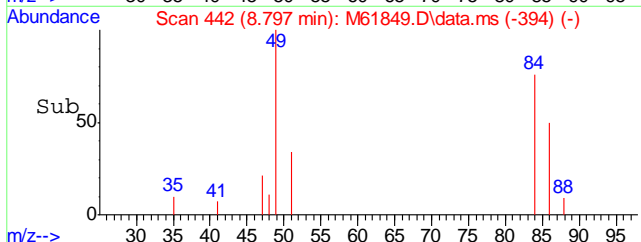
#1  
 Pentafluorobenzene  
 Concen: 20.00 ppb  
 RT: 11.340 min Scan# 683  
 Delta R.T. -0.003 min  
 Lab File: M61849.D  
 Acq: 13 Jul 2016 9:28 pm  
 Tgt Ion:168 Resp: 208853

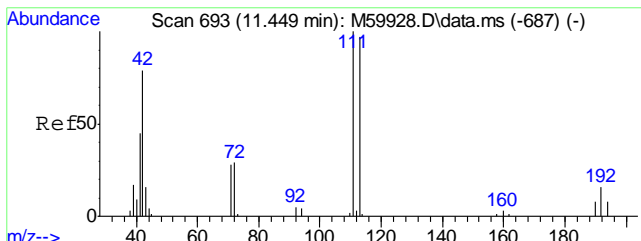


#19  
 Methylene Chloride  
 Concen: 1.45 ppb  
 RT: 8.797 min Scan# 442  
 Delta R.T. 0.007 min  
 Lab File: M61849.D  
 Acq: 13 Jul 2016 9:28 pm  
 Tgt Ion: 84 Resp: 10730



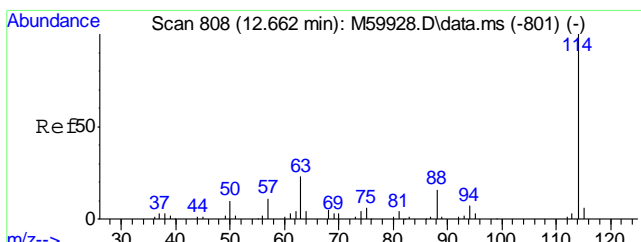
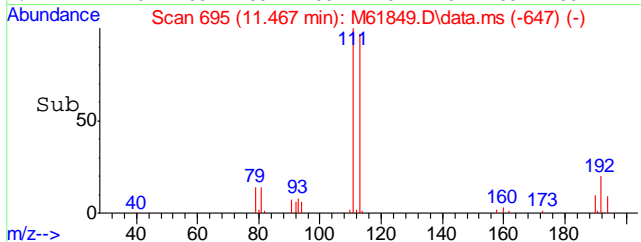
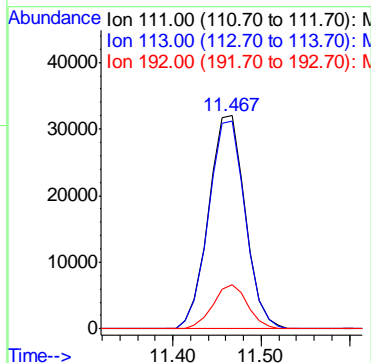
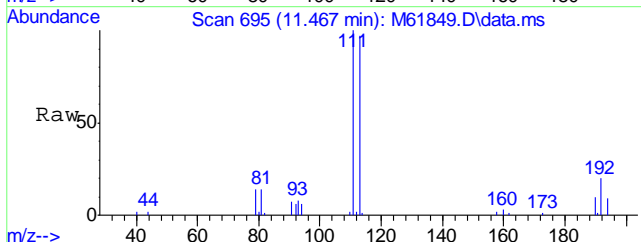
Ion	Ratio	Lower	Upper
84	100		
49	140.9	134.5	174.5
86	63.8	43.8	83.8





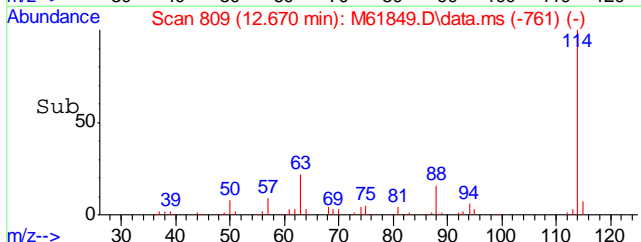
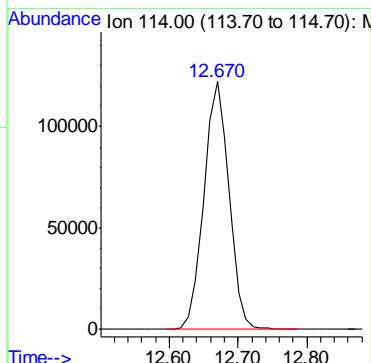
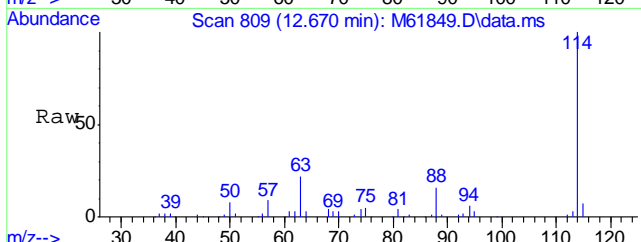
#36  
 Dibromofluoromethane  
 Concen: 17.43 ppb  
 RT: 11.467 min Scan# 695  
 Delta R.T. 0.007 min  
 Lab File: M61849.D  
 Acq: 13 Jul 2016 9:28 pm

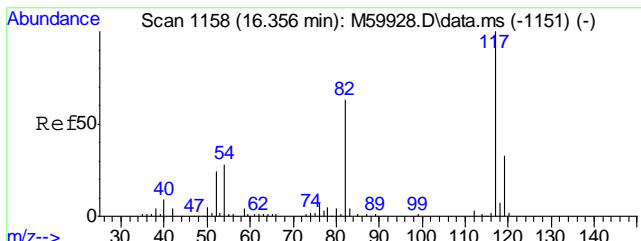
Tgt Ion	Resp	Lower	Upper
111	92296	100	
113	97.6	77.7	117.7
192	19.4	0.0	36.3



#40  
 1,4-Difluorobenzene  
 Concen: 20.00 ppb  
 RT: 12.670 min Scan# 809  
 Delta R.T. 0.007 min  
 Lab File: M61849.D  
 Acq: 13 Jul 2016 9:28 pm

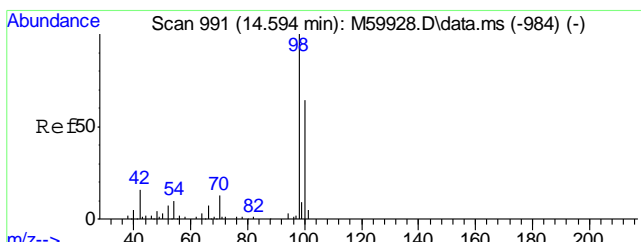
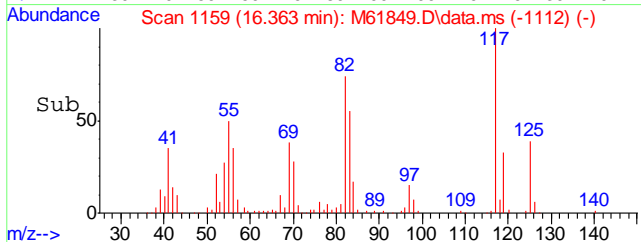
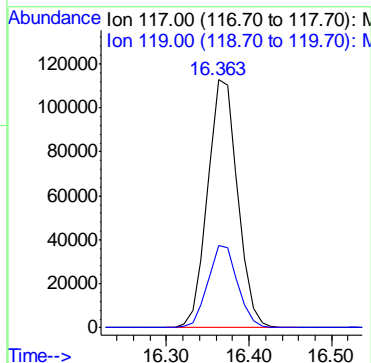
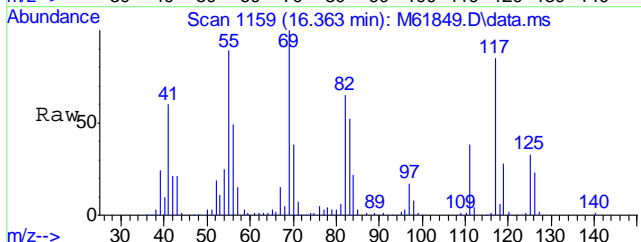
Tgt Ion	Resp
114	310148





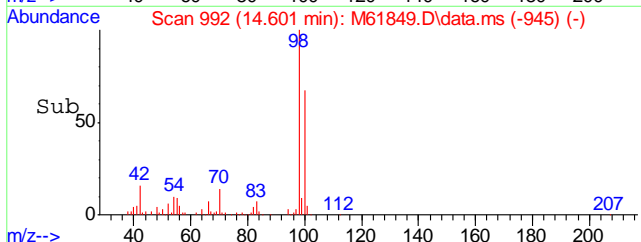
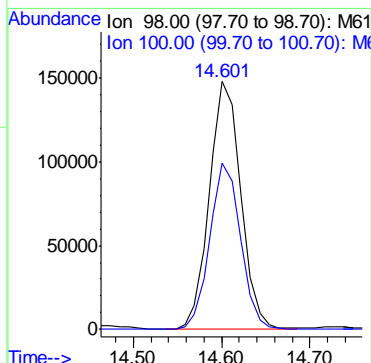
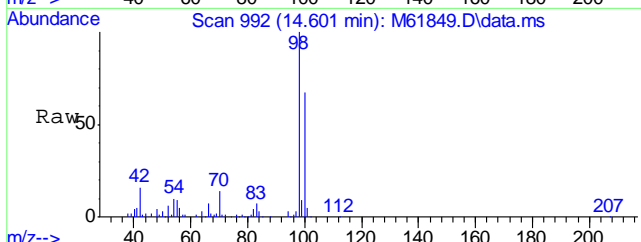
#55  
Chlorobenzene-d5  
Concen: 20.00 ppb  
RT: 16.363 min Scan# 1159  
Delta R.T. -0.003 min  
Lab File: M61849.D  
Acq: 13 Jul 2016 9:28 pm

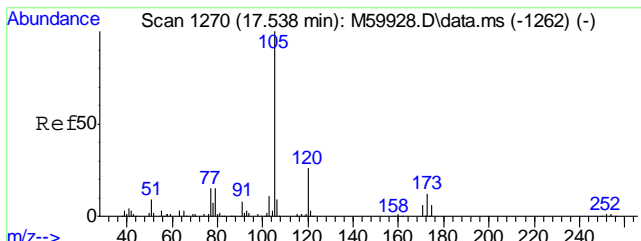
Tgt Ion	Resp	Lower	Upper
117	285879	100	
119	32.9	11.2	51.2



#56  
Toluene-d8  
Concen: 19.59 ppb  
RT: 14.601 min Scan# 992  
Delta R.T. -0.003 min  
Lab File: M61849.D  
Acq: 13 Jul 2016 9:28 pm

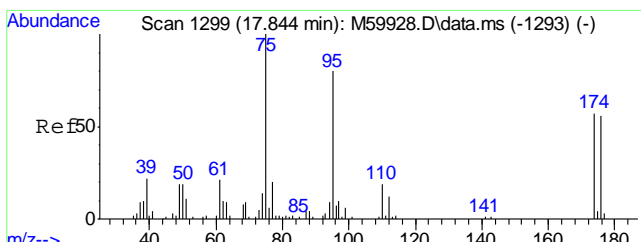
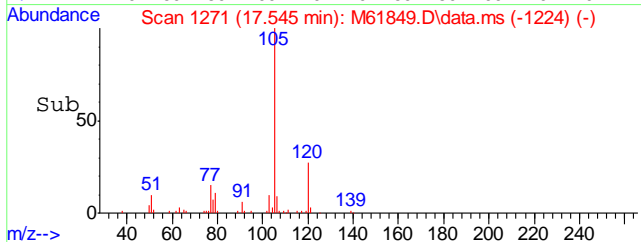
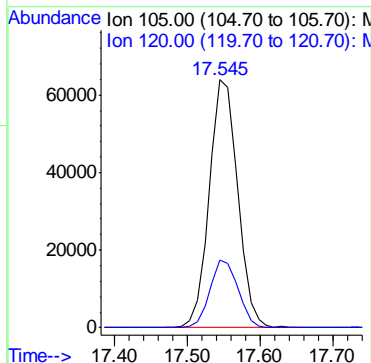
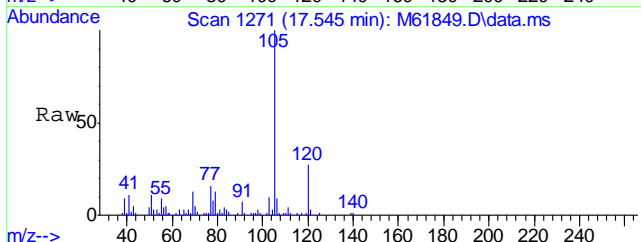
Tgt Ion	Resp	Lower	Upper
98	365527	100	
100	65.6	44.3	84.3





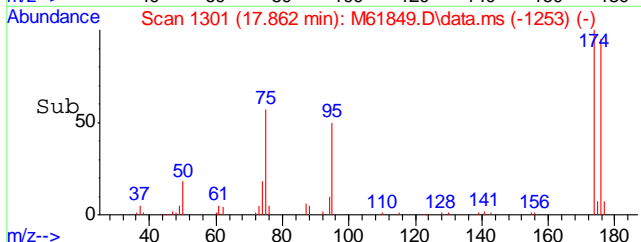
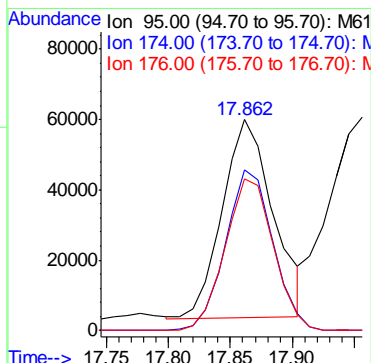
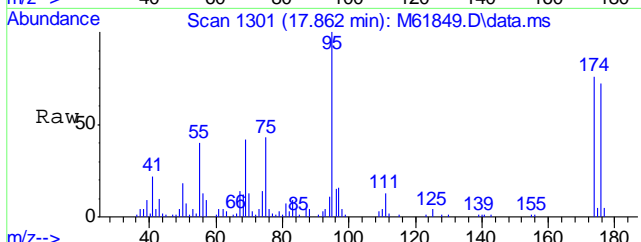
#73  
 Isopropylbenzene  
 Concen: 6.24 ppb  
 RT: 17.545 min Scan# 1271  
 Delta R.T. -0.003 min  
 Lab File: M61849.D  
 Acq: 13 Jul 2016 9:28 pm

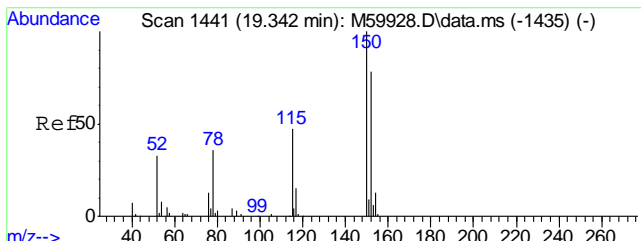
Tgt Ion	Resp	Lower	Upper
105	172710	100	
120	27.1	5.7	45.7



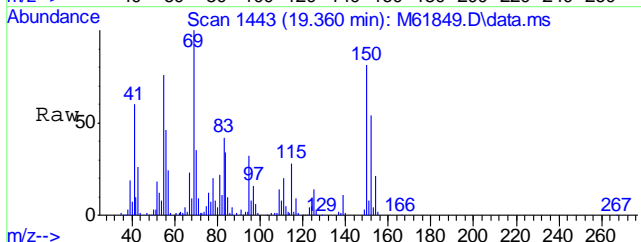
#74  
 4-Bromofluorobenzene  
 Concen: 22.12 ppb  
 RT: 17.862 min Scan# 1301  
 Delta R.T. 0.007 min  
 Lab File: M61849.D  
 Acq: 13 Jul 2016 9:28 pm

Tgt Ion	Resp	Lower	Upper
95	162253	100	
174	75.3	54.3	94.3
176	72.6	51.5	91.5

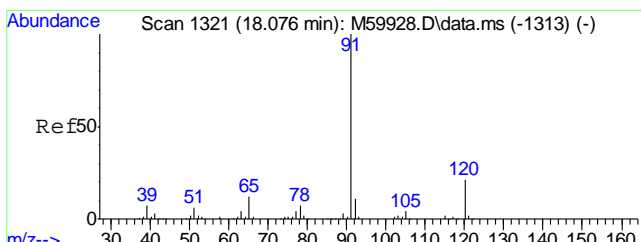
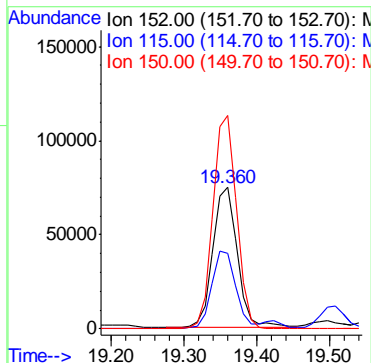
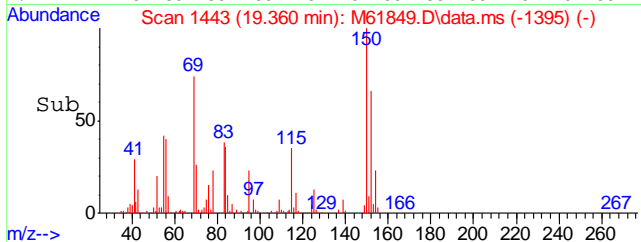




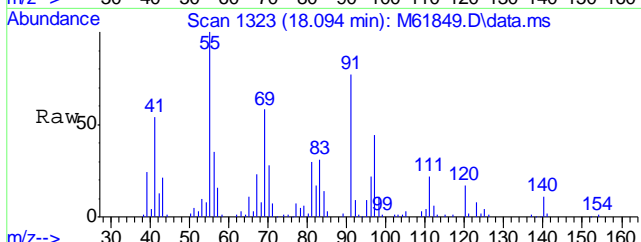
#77  
 1,4-Dichlorobenzene-d4  
 Concen: 20.00 ppb  
 RT: 19.360 min Scan# 1443  
 Delta R.T. 0.007 min  
 Lab File: M61849.D  
 Acq: 13 Jul 2016 9:28 pm



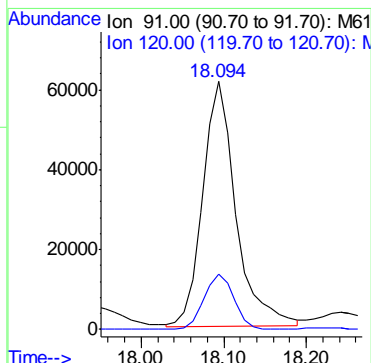
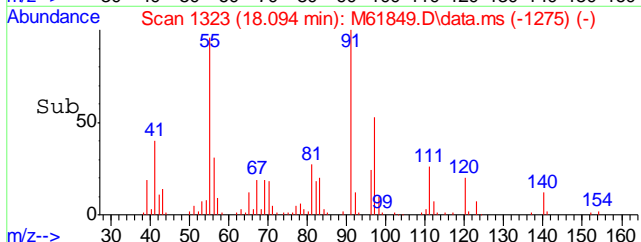
Tgt Ion	Resp	Lower	Upper
152	175211		
152	100		
115	55.0	40.9	80.9
150	144.8	178.6	218.6#

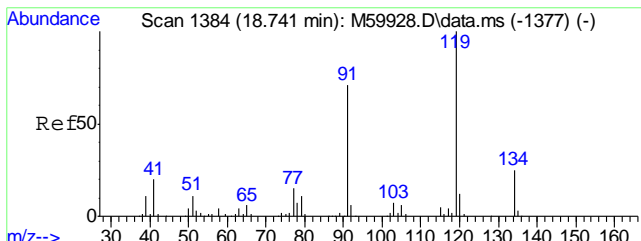


#79  
 n-Propylbenzene  
 Concen: 4.15 ppb  
 RT: 18.094 min Scan# 1323  
 Delta R.T. 0.007 min  
 Lab File: M61849.D  
 Acq: 13 Jul 2016 9:28 pm



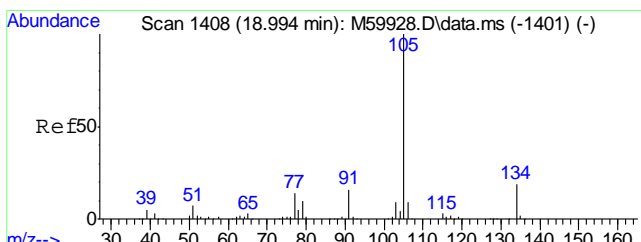
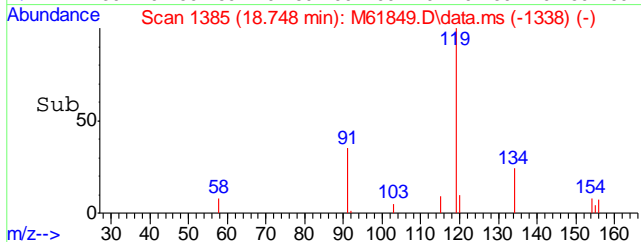
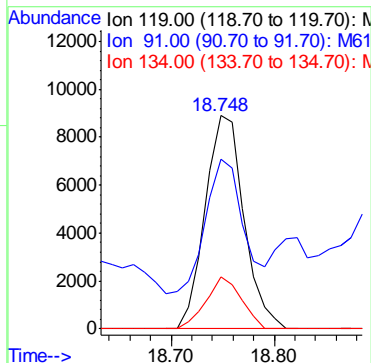
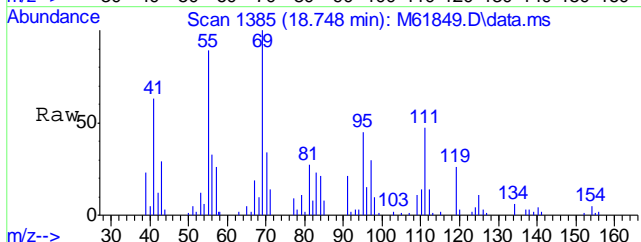
Tgt Ion	Resp	Lower	Upper
91	171798		
91	100		
120	20.3	1.3	41.3





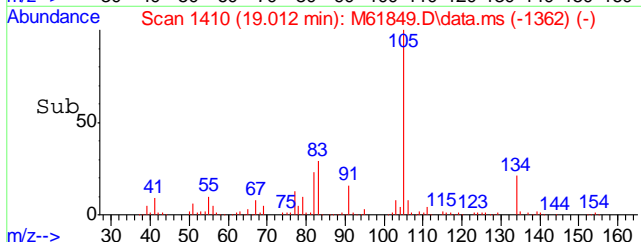
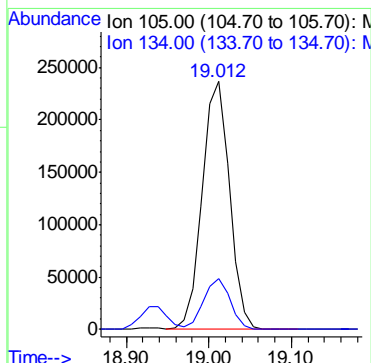
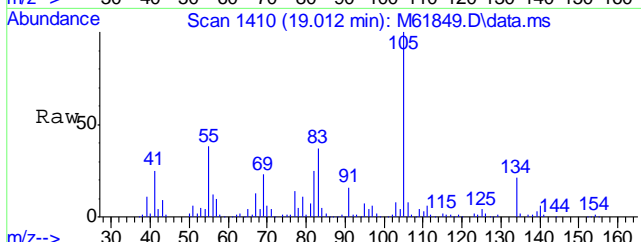
#84  
tert-Butylbenzene  
Concen: 0.87 ppb  
RT: 18.748 min Scan# 1385  
Delta R.T. -0.003 min  
Lab File: M61849.D  
Acq: 13 Jul 2016 9:28 pm

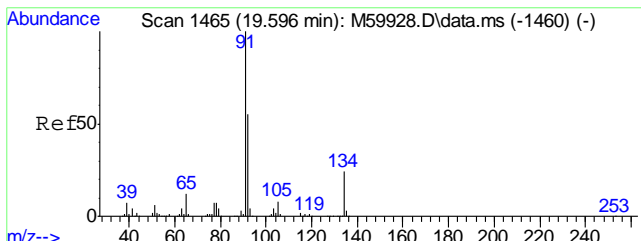
Tgt Ion	Resp	Lower	Upper
119	23150	100	
91	67.4	54.6	94.6
134	22.0	0.4	40.4



#87  
sec-Butylbenzene  
Concen: 15.19 ppb  
RT: 19.012 min Scan# 1410  
Delta R.T. 0.007 min  
Lab File: M61849.D  
Acq: 13 Jul 2016 9:28 pm

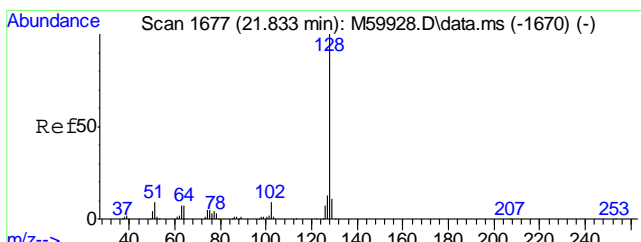
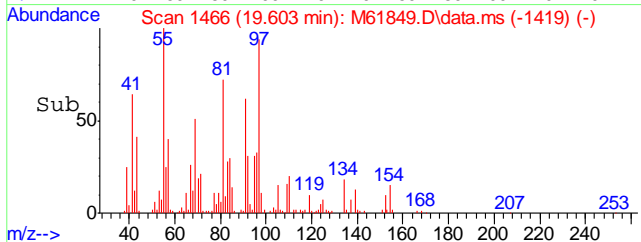
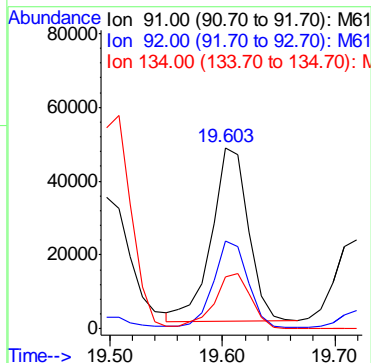
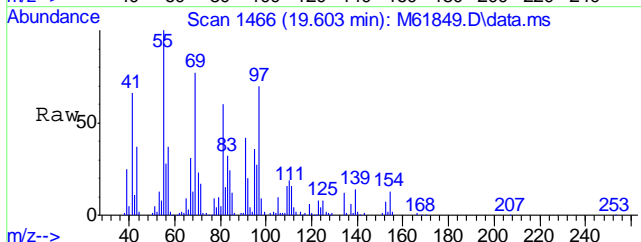
Tgt Ion	Resp	Lower	Upper
105	544470	100	
134	20.0	0.0	38.7





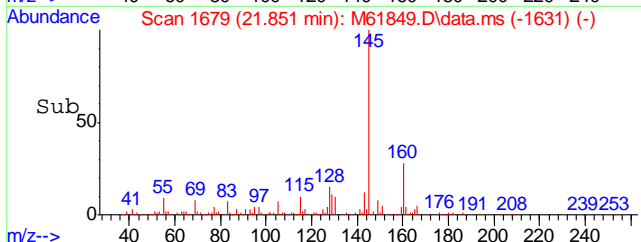
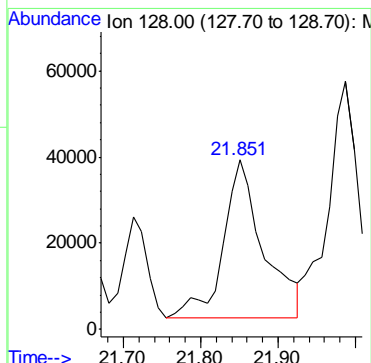
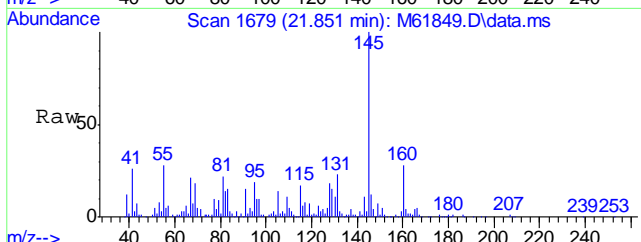
#92  
n-Butylbenzene  
Concen: 3.60 ppb  
RT: 19.603 min Scan# 1466  
Delta R.T. -0.003 min  
Lab File: M61849.D  
Acq: 13 Jul 2016 9:28 pm

Tgt Ion	Resp	Lower	Upper
91	107531		
92	47.9	35.3	75.3
134	32.2	3.6	43.6

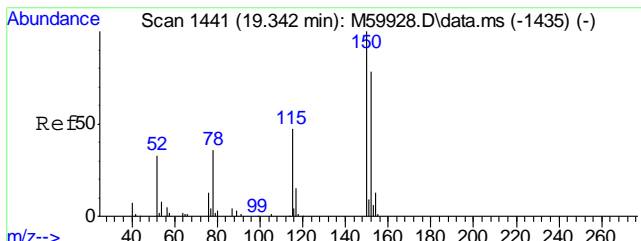


#97  
Naphthalene  
Concen: 5.77 ppb  
RT: 21.851 min Scan# 1679  
Delta R.T. 0.007 min  
Lab File: M61849.D  
Acq: 13 Jul 2016 9:28 pm

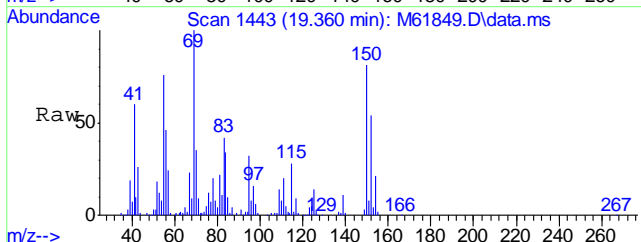
Tgt Ion	Resp
128	132810



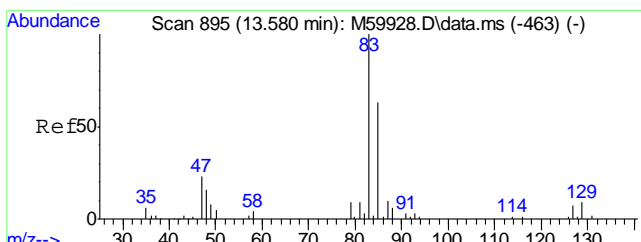
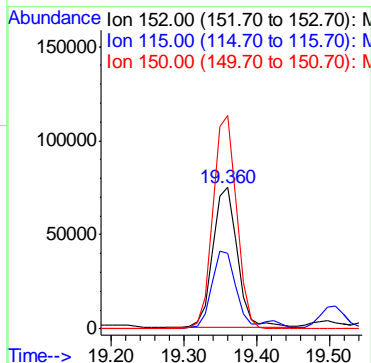
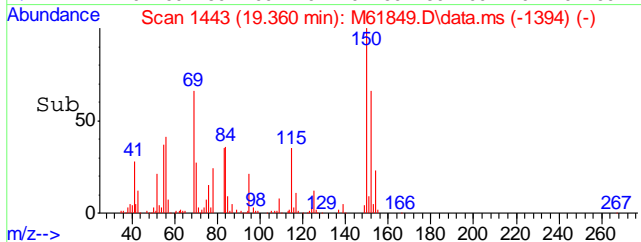




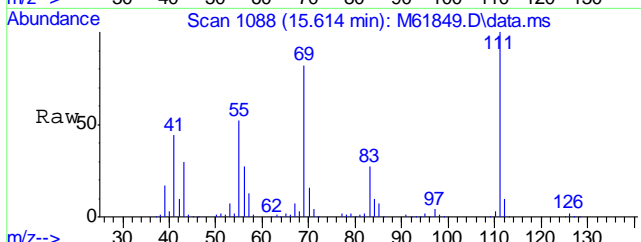
#99  
1,4-Dichlorobenzene-d4A  
Concen: 20.00 ppb  
RT: 19.360 min Scan# 1443  
Delta R.T. 0.018 min  
Lab File: M61849.D  
Acq: 13 Jul 2016 9:28 pm



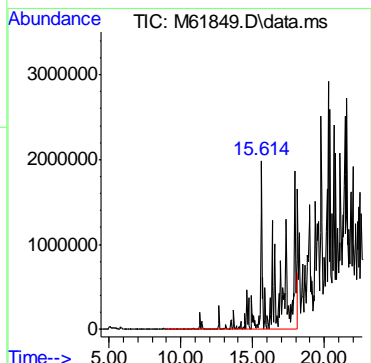
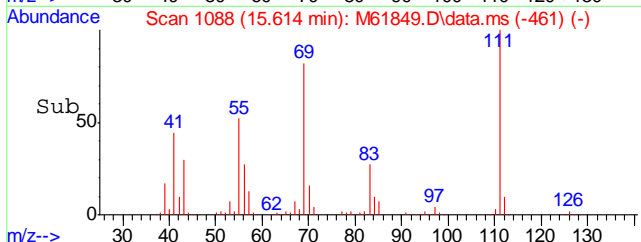
Tgt Ion:152 Resp: 175211  
Ion Ratio Lower Upper  
152 100  
115 55.0 37.3 77.3  
150 144.8 176.0 216.0#



#100  
TPH-GRO (C6-C10)  
Concen: 1463.76 ppb m  
RT: 15.614 min Scan# 1088  
Delta R.T. 2.064 min  
Lab File: M61849.D  
Acq: 13 Jul 2016 9:28 pm



Tgt Ion:TIC Resp:68552710



Quantitation Report (QT Reviewed)

Data Path : C:\MSDCHEM\1\DATA\M160713\
Data File : M61841.D
Acq On : 13 Jul 2016 5:31 pm
Operator : johannat
Sample : C46446-8
Misc : MS1912,VM1859,5.25,,,,,1
ALS Vial : 15 Sample Multiplier: 1

Quant Time: Aug 03 18:24:20 2016
Quant Method : C:\MSDCHEM\1\METHODS\VM1848S.M
Quant Title : EPA 8260B
QLast Update : Fri Jun 24 10:07:55 2016
Response via : Initial Calibration

Table with 7 columns: Internal Standards, R.T., QIon, Response, Conc, Units, Dev(Min). Rows include 1) Pentafluorobenzene, 40) 1,4-Difluorobenzene, 55) Chlorobenzene-d5, 77) 1,4-Dichlorobenzene-d4, 99) 1,4-Dichlorobenzene-d4A.

System Monitoring Compounds table with 7 columns. Rows include 36) Dibromofluoromethane and 56) Toluene-d8, showing spiked amounts and recovery percentages.

Target Compounds table with 7 columns. Rows include 19) Methylene Chloride and 100) TPH-GRO (C6-C10).

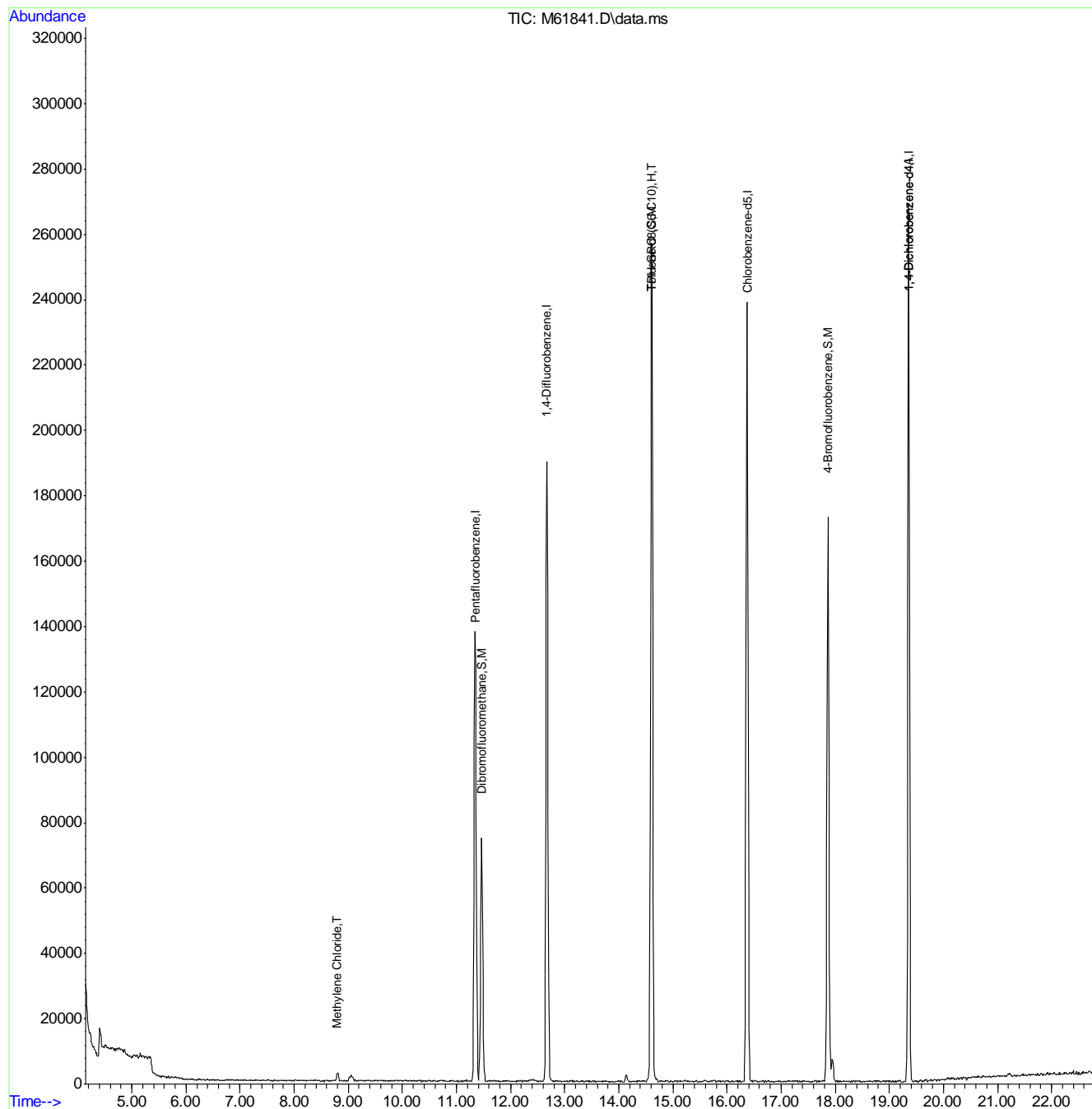
(#) = qualifier out of range (m) = manual integration (+) = signals summed

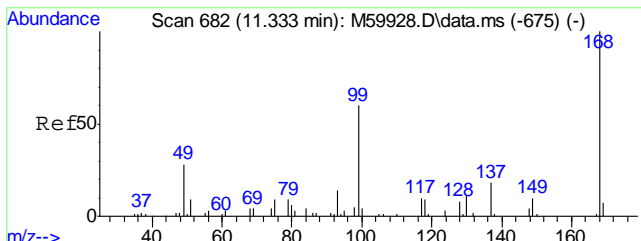
6.1.11
6

## Quantitation Report (QT Reviewed)

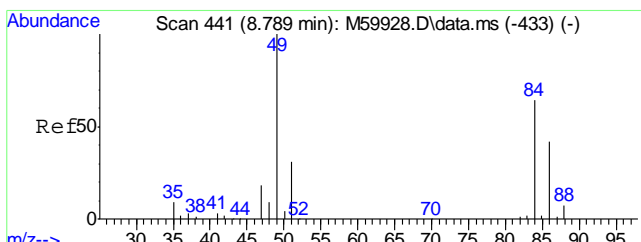
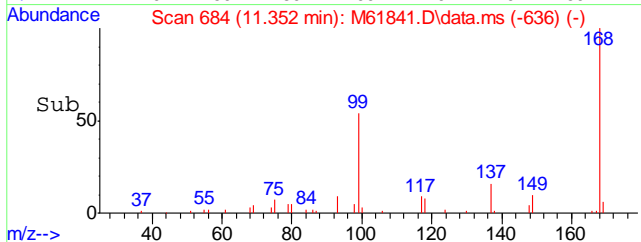
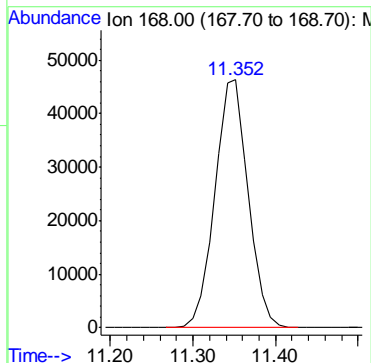
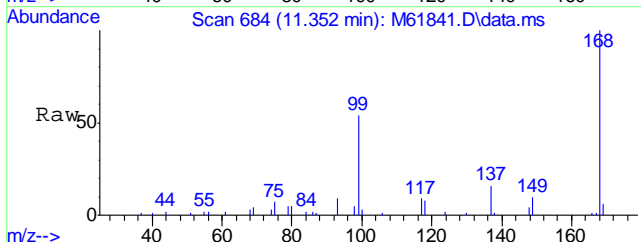
Data Path : C:\MSDCHEM\1\DATA\M160713\  
Data File : M61841.D  
Acq On : 13 Jul 2016 5:31 pm  
Operator : johannat  
Sample : C46446-8  
Misc : MS1912,VM1859,5.25,,,,,1  
ALS Vial : 15 Sample Multiplier: 1

Quant Time: Aug 03 18:24:20 2016  
Quant Method : C:\MSDCHEM\1\METHODS\VM1848S.M  
Quant Title : EPA 8260B  
QLast Update : Fri Jun 24 10:07:55 2016  
Response via : Initial Calibration

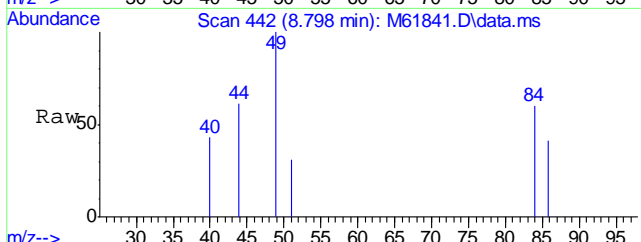




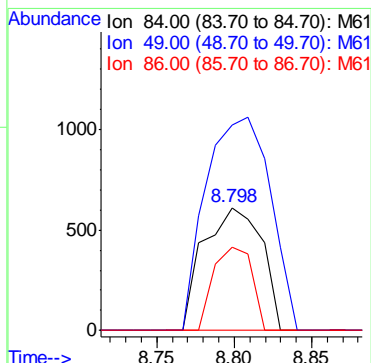
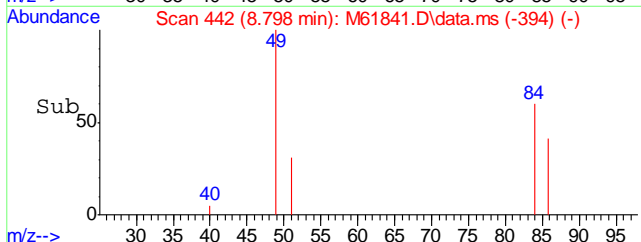
#1  
 Pentafluorobenzene  
 Concen: 20.00 ppb  
 RT: 11.352 min Scan# 684  
 Delta R.T. 0.009 min  
 Lab File: M61841.D  
 Acq: 13 Jul 2016 5:31 pm  
 Tgt Ion:168 Resp: 129794

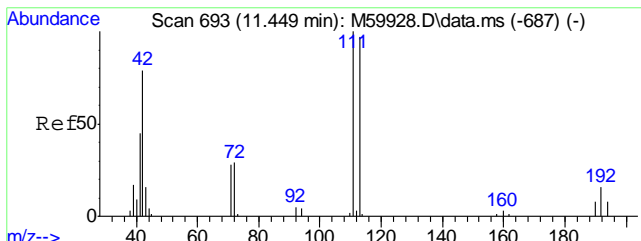


#19  
 Methylene Chloride  
 Concen: 0.35 ppb  
 RT: 8.798 min Scan# 442  
 Delta R.T. 0.009 min  
 Lab File: M61841.D  
 Acq: 13 Jul 2016 5:31 pm  
 Tgt Ion: 84 Resp: 1591



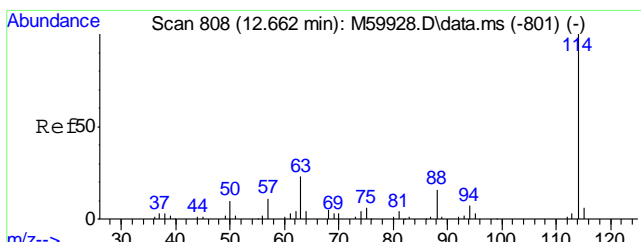
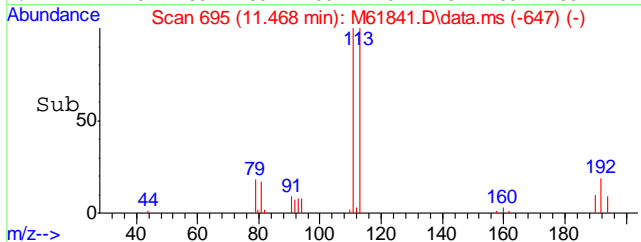
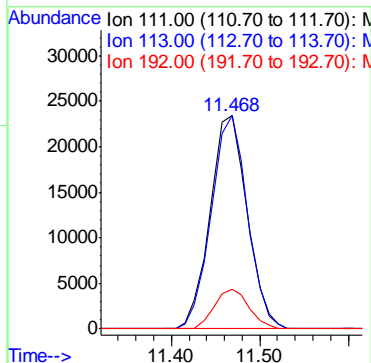
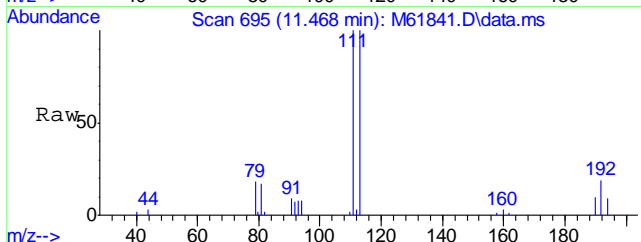
Ion	Ratio	Lower	Upper
84	100		
49	192.7	134.5	174.5#
86	0.0	43.8	83.8#





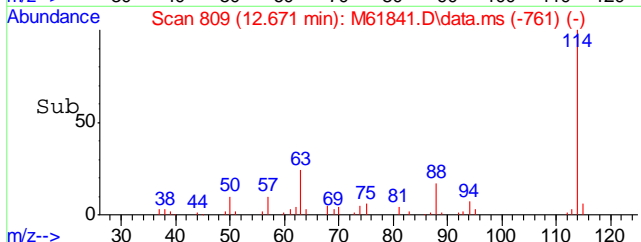
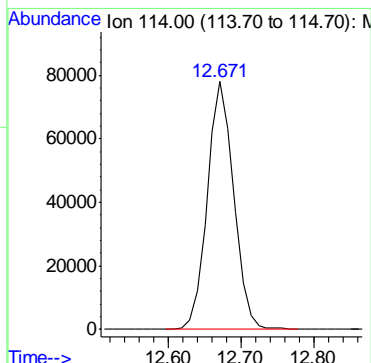
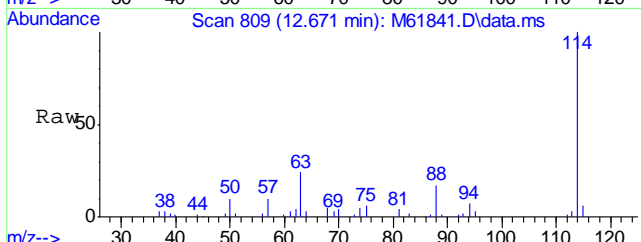
#36  
 Dibromofluoromethane  
 Concen: 20.74 ppb  
 RT: 11.468 min Scan# 695  
 Delta R.T. 0.009 min  
 Lab File: M61841.D  
 Acq: 13 Jul 2016 5:31 pm

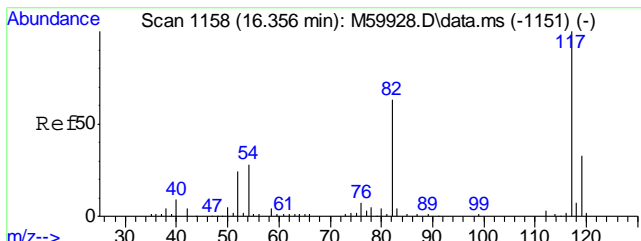
Tgt Ion	Resp	Lower	Upper
111	68241	100	
113	97.3	77.7	117.7
192	17.3	0.0	36.3



#40  
 1,4-Difluorobenzene  
 Concen: 20.00 ppb  
 RT: 12.671 min Scan# 809  
 Delta R.T. 0.009 min  
 Lab File: M61841.D  
 Acq: 13 Jul 2016 5:31 pm

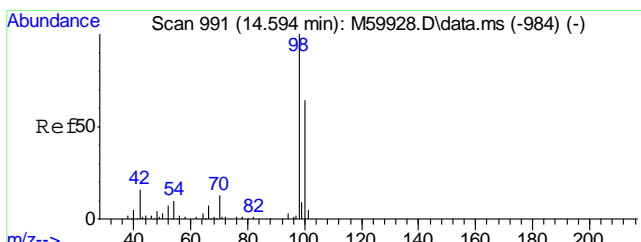
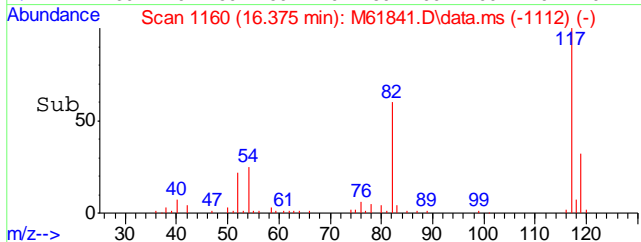
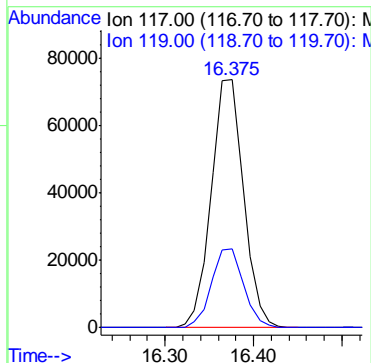
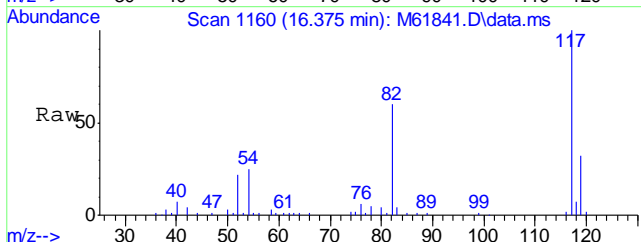
Tgt Ion	Resp
114	196970





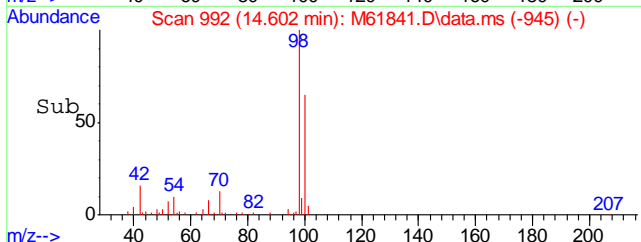
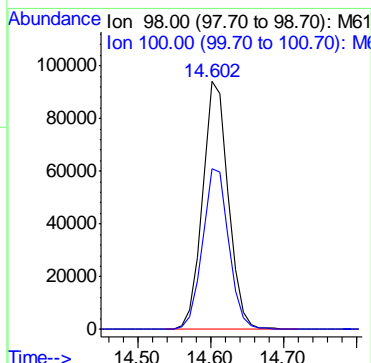
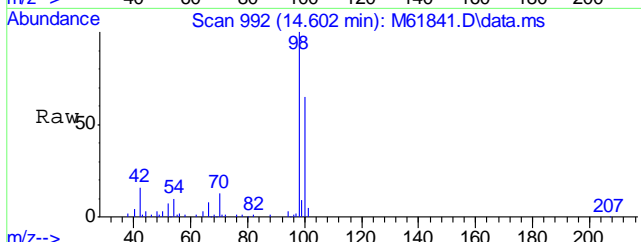
#55  
 Chlorobenzene-d5  
 Concen: 20.00 ppb  
 RT: 16.375 min Scan# 1160  
 Delta R.T. 0.009 min  
 Lab File: M61841.D  
 Acq: 13 Jul 2016 5:31 pm

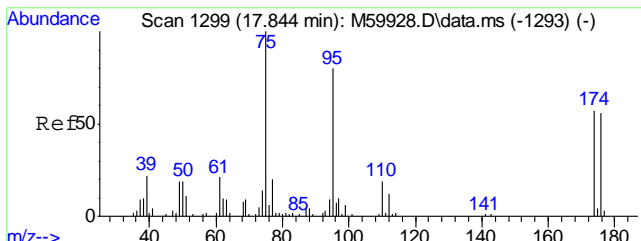
Tgt Ion	Resp	Lower	Upper
117	187494		
117	100		
119	31.5	11.2	51.2



#56  
 Toluene-d8  
 Concen: 19.09 ppb  
 RT: 14.602 min Scan# 992  
 Delta R.T. -0.002 min  
 Lab File: M61841.D  
 Acq: 13 Jul 2016 5:31 pm

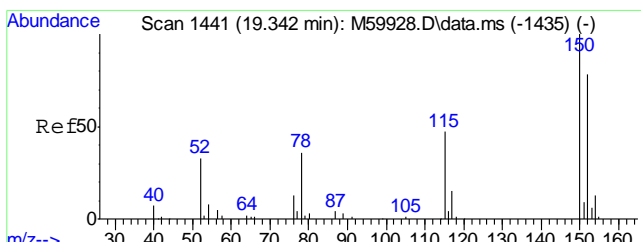
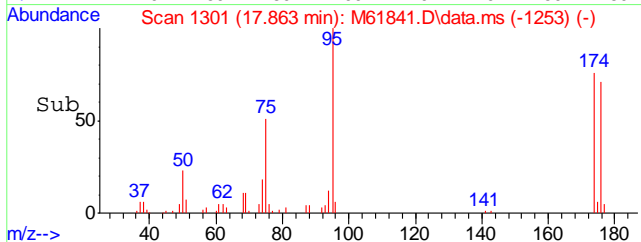
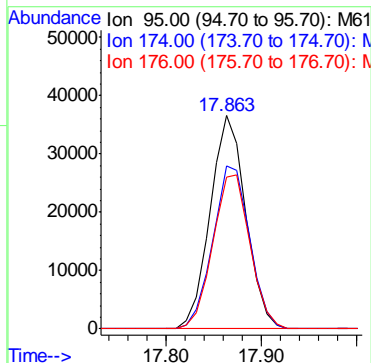
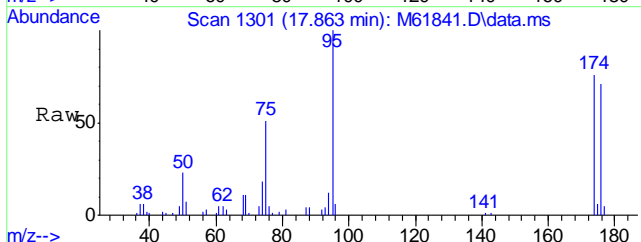
Tgt Ion	Resp	Lower	Upper
98	233565		
98	100		
100	65.8	44.3	84.3





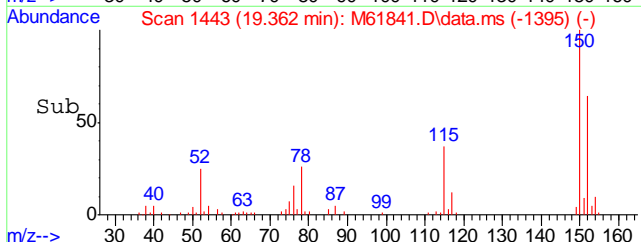
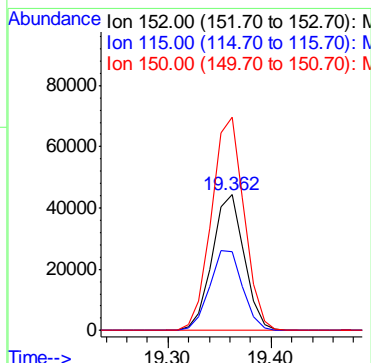
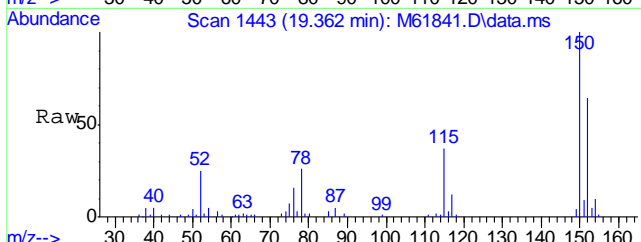
#74  
 4-Bromofluorobenzene  
 Concen: 19.60 ppb  
 RT: 17.863 min Scan# 1301  
 Delta R.T. 0.009 min  
 Lab File: M61841.D  
 Acq: 13 Jul 2016 5:31 pm

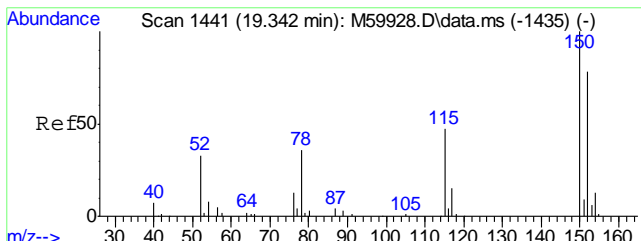
Tgt Ion	Resp	Lower	Upper
95	94313	100	
174	79.2	54.3	94.3
176	75.5	51.5	91.5



#77  
 1,4-Dichlorobenzene-d4  
 Concen: 20.00 ppb  
 RT: 19.362 min Scan# 1443  
 Delta R.T. 0.009 min  
 Lab File: M61841.D  
 Acq: 13 Jul 2016 5:31 pm

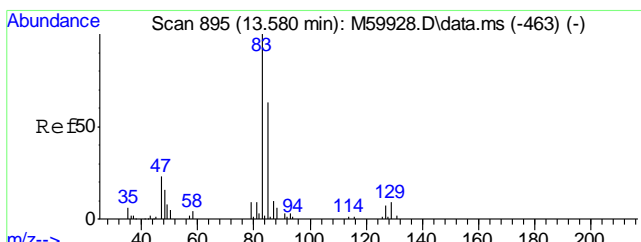
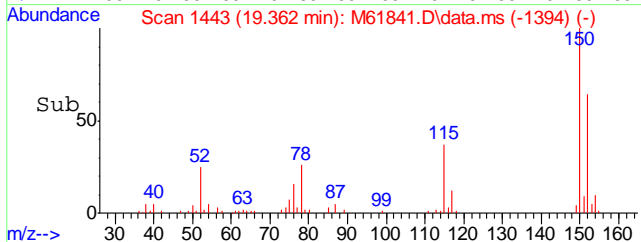
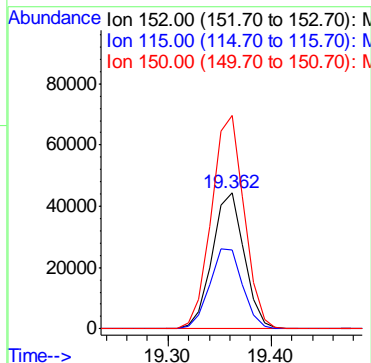
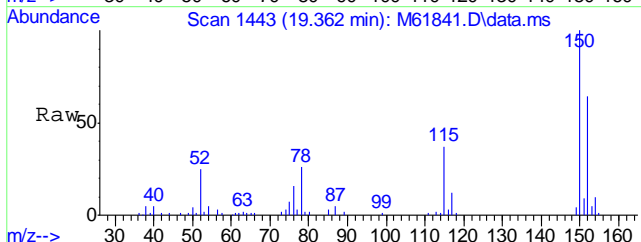
Tgt Ion	Resp	Lower	Upper
152	95836	100	
115	60.5	40.9	80.9
150	159.5	178.6	218.6#





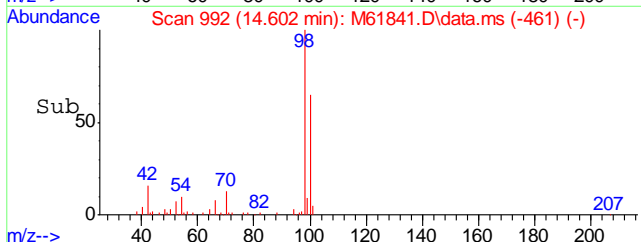
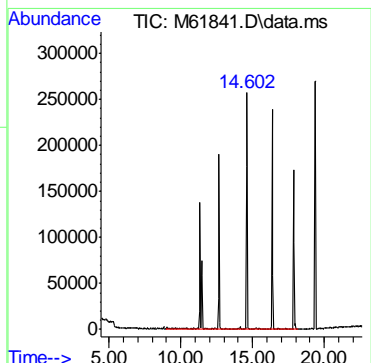
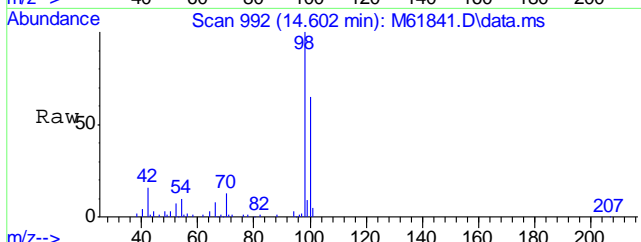
#99  
1,4-Dichlorobenzene-d4A  
Concen: 20.00 ppb  
RT: 19.362 min Scan# 1443  
Delta R.T. 0.020 min  
Lab File: M61841.D  
Acq: 13 Jul 2016 5:31 pm

Tgt Ion	Resp	Lower	Upper
152	100		
115	60.5	37.3	77.3
150	159.5	176.0	216.0#



#100  
TPH-GRO (C6-C10)  
Concen: 9.76 ppb m  
RT: 14.602 min Scan# 992  
Delta R.T. 1.052 min  
Lab File: M61841.D  
Acq: 13 Jul 2016 5:31 pm

Tgt Ion:TIC Resp: 3009394





Quantitation Report (QT Reviewed)

Data Path : C:\MSDCHEM\1\DATA\M160713\
Data File : M61841.D
Acq On : 13 Jul 2016 5:31 pm
Operator : johannat
Sample : C46446-8
Misc : MS1912,VM1859,5.25,,,,,1
ALS Vial : 15 Sample Multiplier: 1

Quant Time: Aug 03 18:24:20 2016
Quant Method : C:\MSDCHEM\1\METHODS\VM1848S.M
Quant Title : EPA 8260B
QLast Update : Fri Jun 24 10:07:55 2016
Response via : Initial Calibration

Table with 7 columns: Internal Standards, R.T., QIon, Response, Conc, Units, Dev(Min). Rows include 1) Pentafluorobenzene, 40) 1,4-Difluorobenzene, 55) Chlorobenzene-d5, 77) 1,4-Dichlorobenzene-d4, 99) 1,4-Dichlorobenzene-d4A.

System Monitoring Compounds table with 7 columns: Compound Name, R.T., QIon, Response, Conc, Units, Dev(Min). Includes 36) Dibromofluoromethane and 56) Toluene-d8 with spiked amounts and recovery percentages.

Target Compounds table with 7 columns: Compound Name, R.T., QIon, Response, Conc, Units, Dev(Min). Includes 19) Methylene Chloride and 100) TPH-GRO (C6-C10).

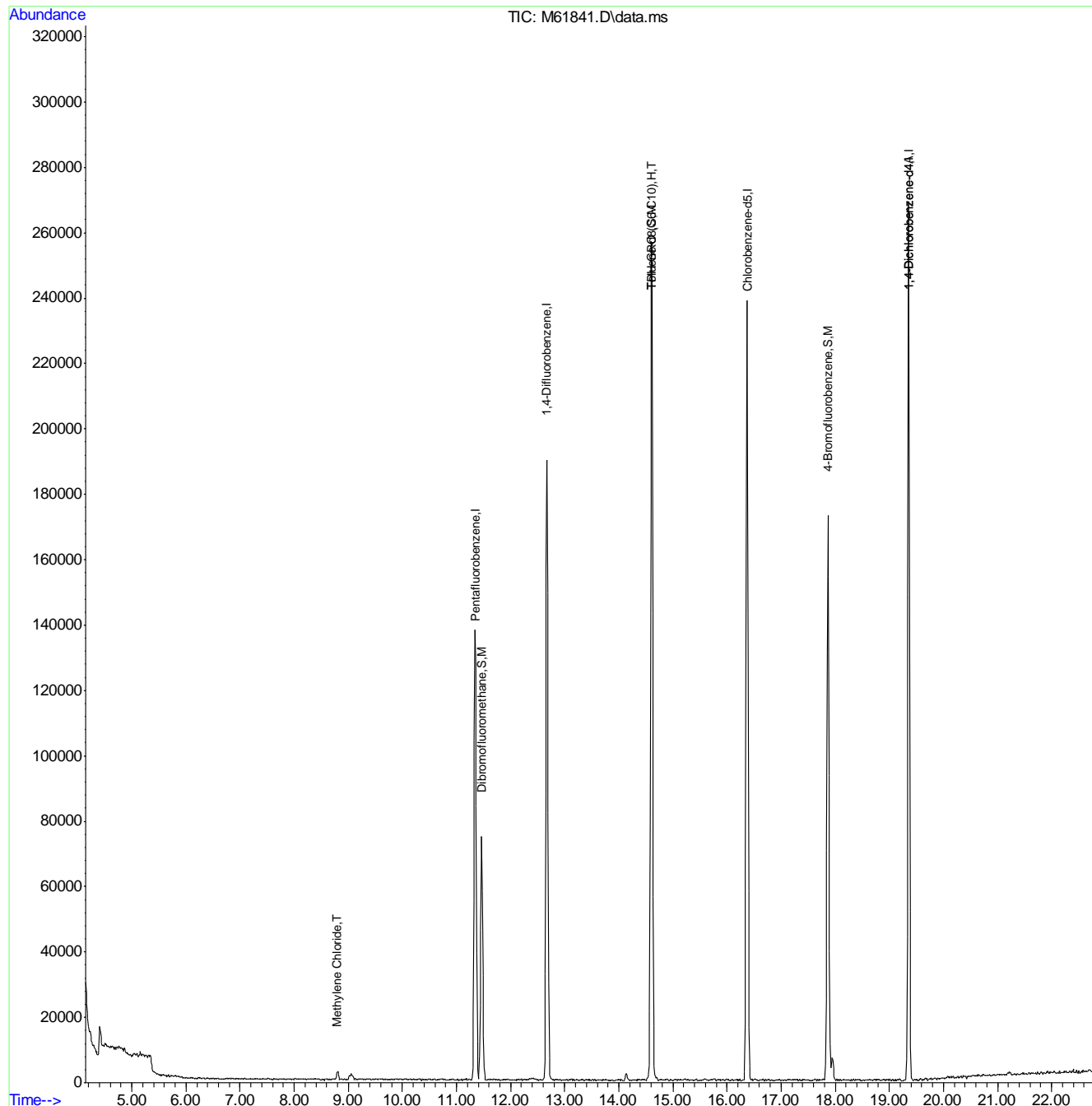
(#) = qualifier out of range (m) = manual integration (+) = signals summed

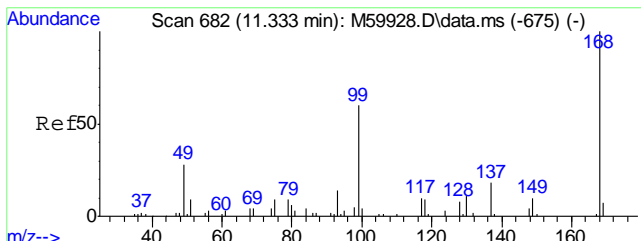
6.1.12
6

Quantitation Report (QT Reviewed)

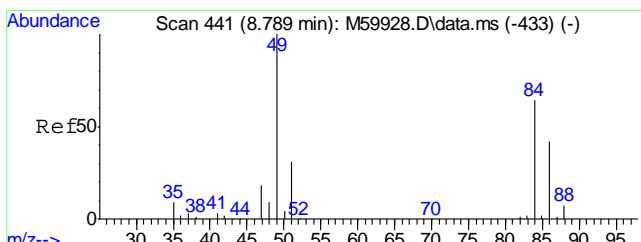
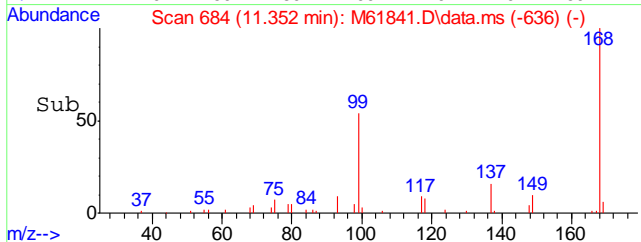
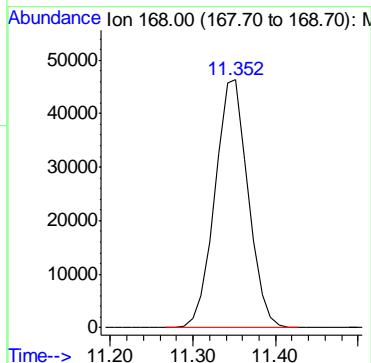
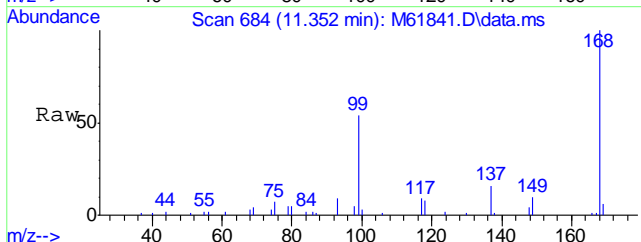
Data Path : C:\MSDCHEM\1\DATA\M160713\  
 Data File : M61841.D  
 Acq On : 13 Jul 2016 5:31 pm  
 Operator : johannat  
 Sample : C46446-8  
 Misc : MS1912,VM1859,5.25,,,,,1  
 ALS Vial : 15 Sample Multiplier: 1

Quant Time: Aug 03 18:24:20 2016  
 Quant Method : C:\MSDCHEM\1\METHODS\VM1848S.M  
 Quant Title : EPA 8260B  
 QLast Update : Fri Jun 24 10:07:55 2016  
 Response via : Initial Calibration

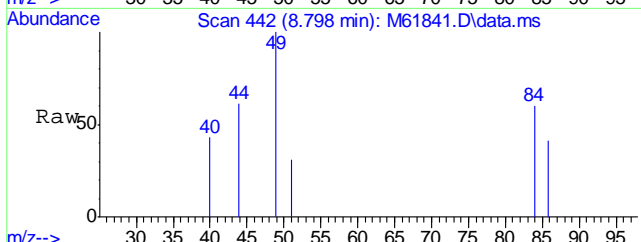




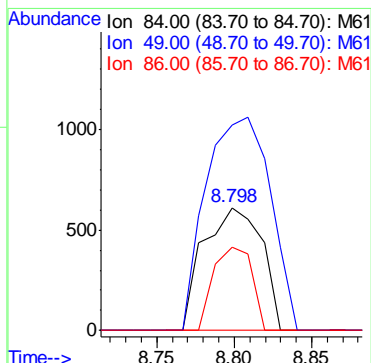
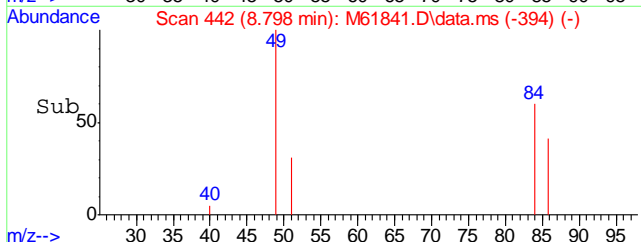
#1  
 Pentafluorobenzene  
 Concen: 20.00 ppb  
 RT: 11.352 min Scan# 684  
 Delta R.T. 0.009 min  
 Lab File: M61841.D  
 Acq: 13 Jul 2016 5:31 pm  
 Tgt Ion:168 Resp: 129794

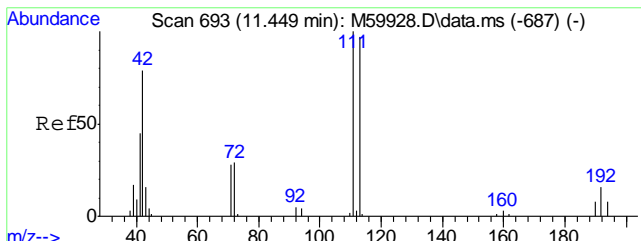


#19  
 Methylene Chloride  
 Concen: 0.35 ppb  
 RT: 8.798 min Scan# 442  
 Delta R.T. 0.009 min  
 Lab File: M61841.D  
 Acq: 13 Jul 2016 5:31 pm  
 Tgt Ion: 84 Resp: 1591



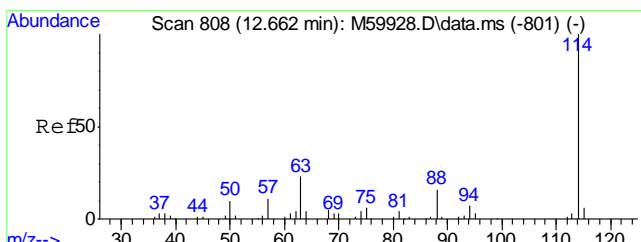
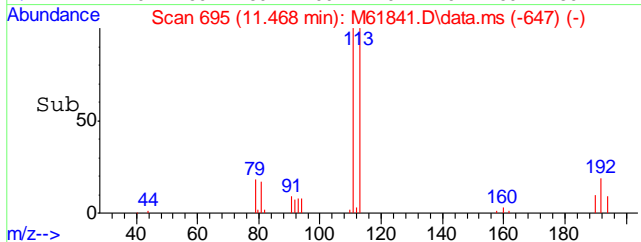
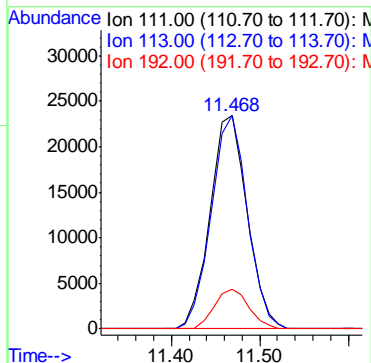
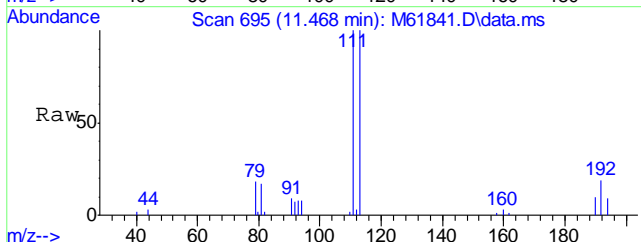
Ion	Ratio	Lower	Upper
84	100		
49	192.7	134.5	174.5#
86	0.0	43.8	83.8#





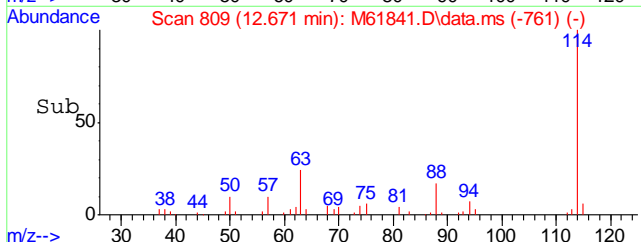
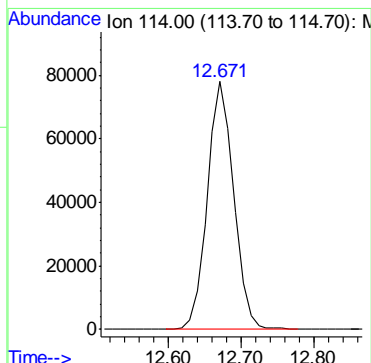
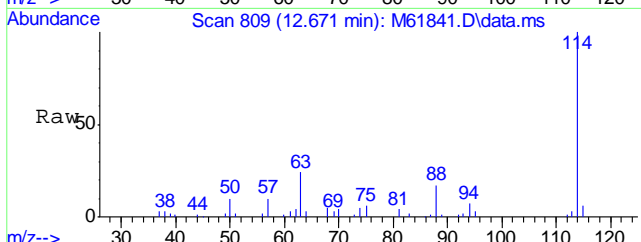
#36  
 Dibromofluoromethane  
 Concen: 20.74 ppb  
 RT: 11.468 min Scan# 695  
 Delta R.T. 0.009 min  
 Lab File: M61841.D  
 Acq: 13 Jul 2016 5:31 pm

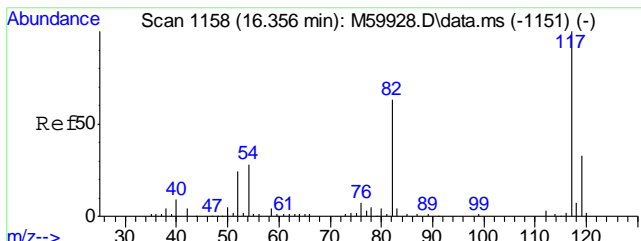
Tgt Ion	Resp	Lower	Upper
111	68241	100	
113	97.3	77.7	117.7
192	17.3	0.0	36.3



#40  
 1,4-Difluorobenzene  
 Concen: 20.00 ppb  
 RT: 12.671 min Scan# 809  
 Delta R.T. 0.009 min  
 Lab File: M61841.D  
 Acq: 13 Jul 2016 5:31 pm

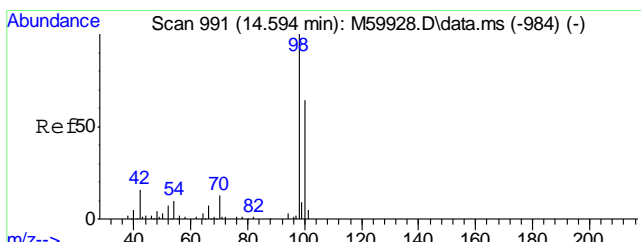
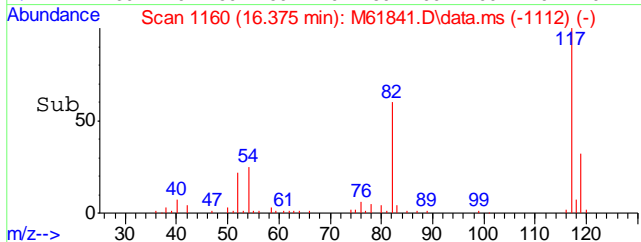
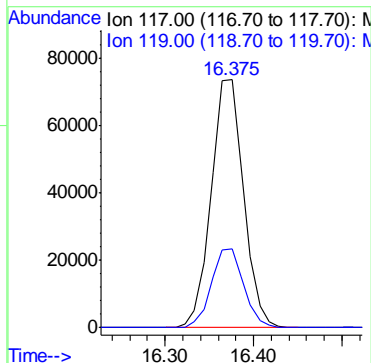
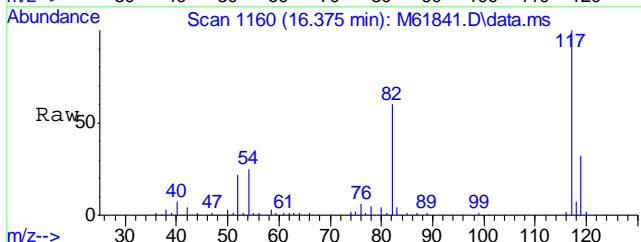
Tgt Ion:114 Resp: 196970





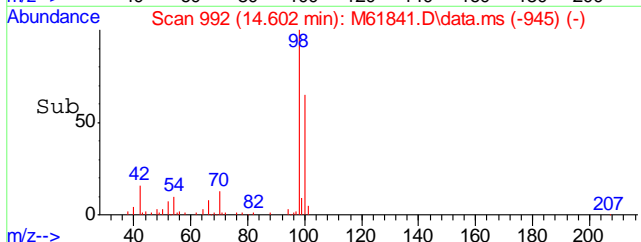
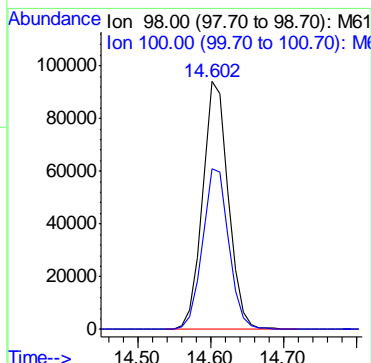
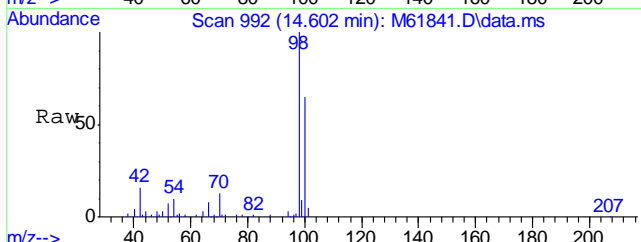
#55  
Chlorobenzene-d5  
Concen: 20.00 ppb  
RT: 16.375 min Scan# 1160  
Delta R.T. 0.009 min  
Lab File: M61841.D  
Acq: 13 Jul 2016 5:31 pm

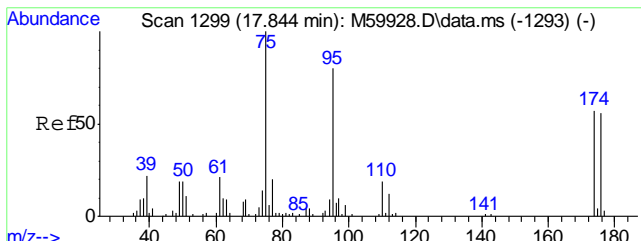
Tgt Ion	Resp	Lower	Upper
117	187494	100	
119	31.5	11.2	51.2



#56  
Toluene-d8  
Concen: 19.09 ppb  
RT: 14.602 min Scan# 992  
Delta R.T. -0.002 min  
Lab File: M61841.D  
Acq: 13 Jul 2016 5:31 pm

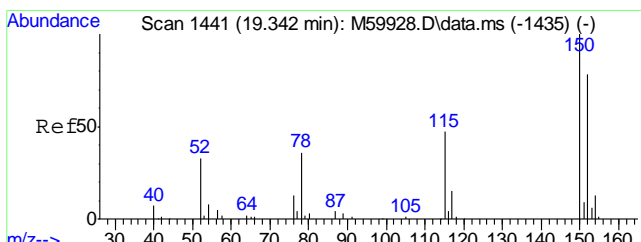
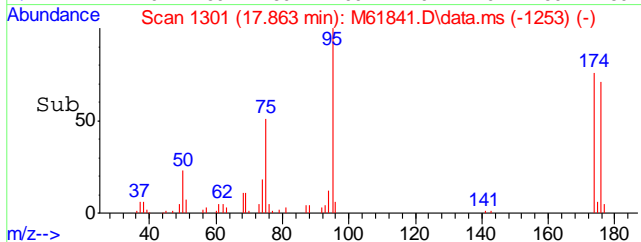
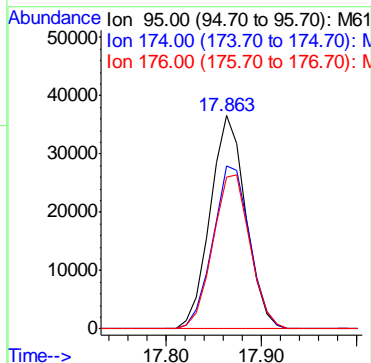
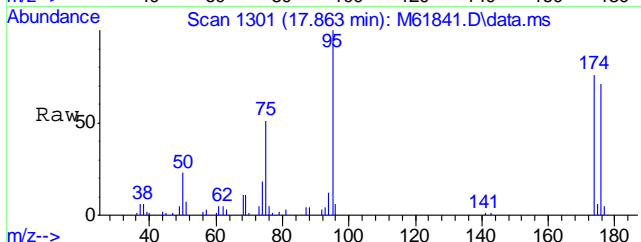
Tgt Ion	Resp	Lower	Upper
98	233565	100	
100	65.8	44.3	84.3





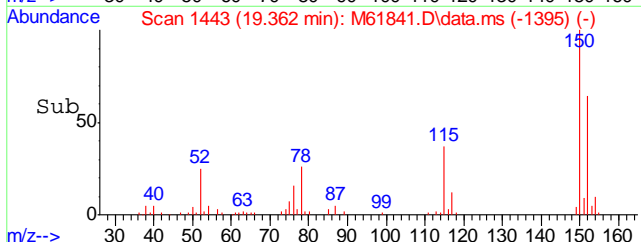
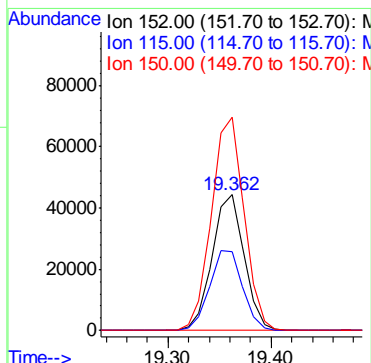
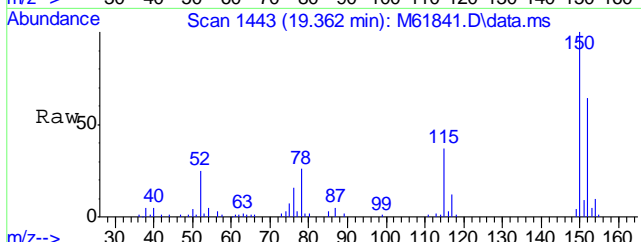
#74  
4-Bromofluorobenzene  
Concen: 19.60 ppb  
RT: 17.863 min Scan# 1301  
Delta R.T. 0.009 min  
Lab File: M61841.D  
Acq: 13 Jul 2016 5:31 pm

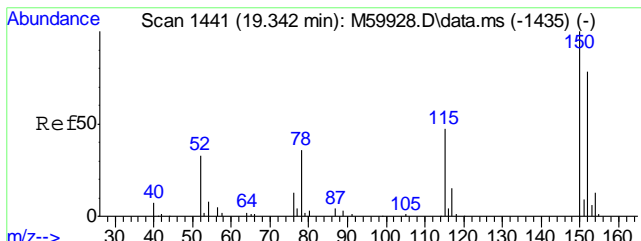
Tgt Ion	Resp	Lower	Upper
95	94313	100	
174	79.2	54.3	94.3
176	75.5	51.5	91.5



#77  
1,4-Dichlorobenzene-d4  
Concen: 20.00 ppb  
RT: 19.362 min Scan# 1443  
Delta R.T. 0.009 min  
Lab File: M61841.D  
Acq: 13 Jul 2016 5:31 pm

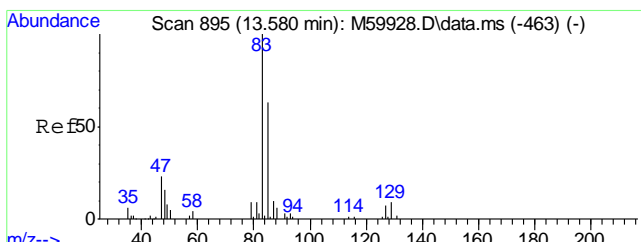
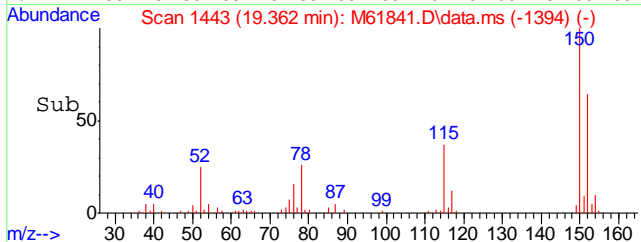
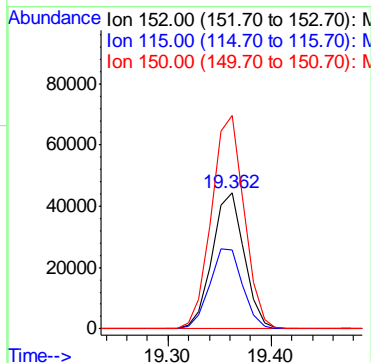
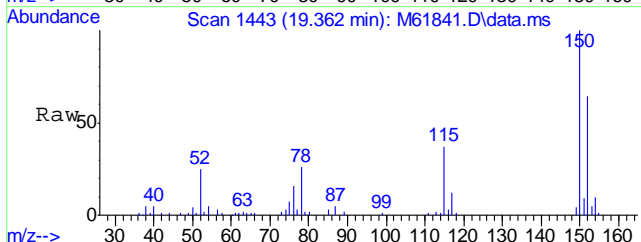
Tgt Ion	Resp	Lower	Upper
152	95836	100	
115	60.5	40.9	80.9
150	159.5	178.6	218.6#





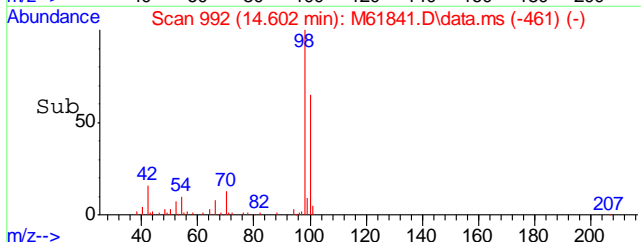
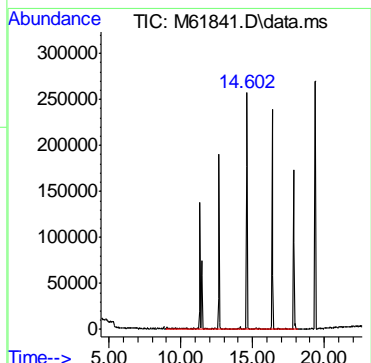
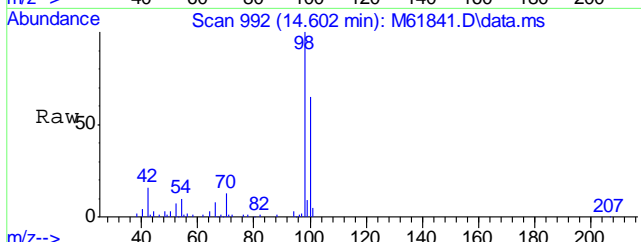
#99  
1,4-Dichlorobenzene-d4A  
Concen: 20.00 ppb  
RT: 19.362 min Scan# 1443  
Delta R.T. 0.020 min  
Lab File: M61841.D  
Acq: 13 Jul 2016 5:31 pm

Tgt Ion	Resp	Lower	Upper
152	100		
115	60.5	37.3	77.3
150	159.5	176.0	216.0



#100  
TPH-GRO (C6-C10)  
Concen: 9.76 ppb m  
RT: 14.602 min Scan# 992  
Delta R.T. 1.052 min  
Lab File: M61841.D  
Acq: 13 Jul 2016 5:31 pm

Tgt Ion:TIC Resp: 3009394



Quantitation Report (QT Reviewed)

Data Path : C:\MSDCHEM\1\DATA\M160713\  
Data File : M61837.D  
Acq On : 13 Jul 2016 3:33 pm  
Operator : johannat  
Sample : C46446-9  
Misc : MS1912,VM1859,5.24,,,,,1  
ALS Vial : 11 Sample Multiplier: 1

Quant Time: Aug 03 18:20:39 2016  
Quant Method : C:\MSDCHEM\1\METHODS\VM1848S.M  
Quant Title : EPA 8260B  
QLast Update : Fri Jun 24 10:07:55 2016  
Response via : Initial Calibration

Internal Standards	R.T.	QIon	Response	Conc	Units	Dev(Min)
1) Pentafluorobenzene	11.350	168	147491	20.00	ppb	0.00
40) 1,4-Difluorobenzene	12.669	114	221089	20.00	ppb	0.00
55) Chlorobenzene-d5	16.374	117	212864	20.00	ppb	0.00
77) 1,4-Dichlorobenzene-d4	19.360	152	111369	20.00	ppb	0.00
99) 1,4-Dichlorobenzene-d4A	19.360	152	111369	20.00	ppb	0.02

System Monitoring Compounds						
36) Dibromofluoromethane	11.466	111	73983	19.78	ppb	0.00
Spiked Amount	20.000	Range 80 - 136	Recovery =	98.90%		
56) Toluene-d8	14.601	98	262787	18.92	ppb	0.00
Spiked Amount	20.000	Range 88 - 113	Recovery =	94.60%		
74) 4-Bromofluorobenzene	17.861	95	108516	19.87	ppb	0.00
Spiked Amount	20.000	Range 79 - 115	Recovery =	99.35%		

Target Compounds Qvalue

(#) = qualifier out of range (m) = manual integration (+) = signals summed

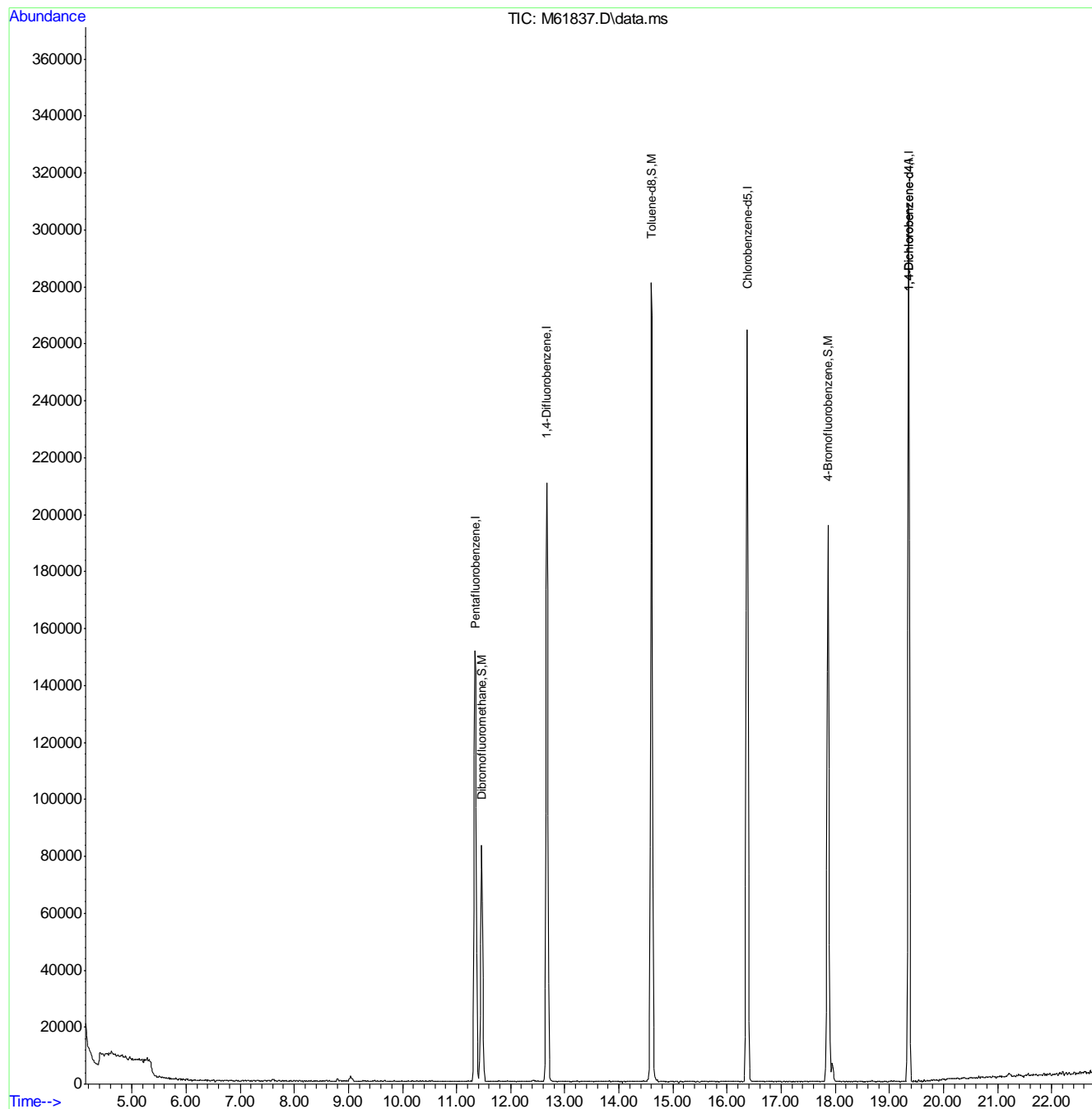
6.1.13  
6

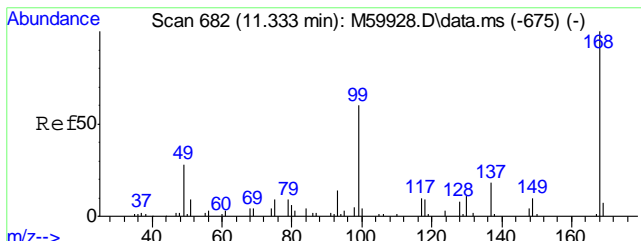


## Quantitation Report (QT Reviewed)

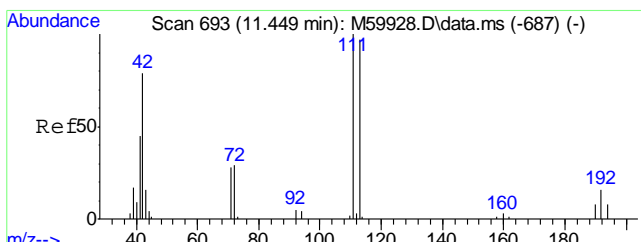
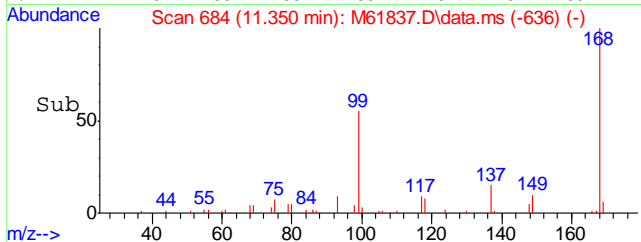
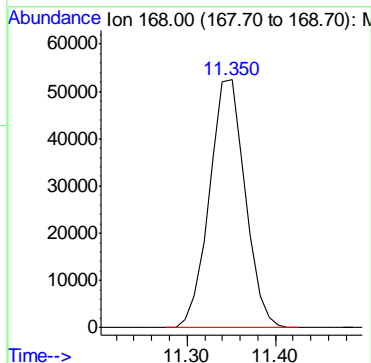
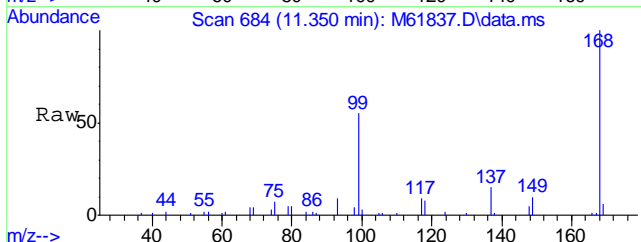
Data Path : C:\MSDCHEM\1\DATA\M160713\  
Data File : M61837.D  
Acq On : 13 Jul 2016 3:33 pm  
Operator : johannat  
Sample : C46446-9  
Misc : MS1912,VM1859,5.24,,,,,1  
ALS Vial : 11 Sample Multiplier: 1

Quant Time: Aug 03 18:20:39 2016  
Quant Method : C:\MSDCHEM\1\METHODS\VM1848S.M  
Quant Title : EPA 8260B  
QLast Update : Fri Jun 24 10:07:55 2016  
Response via : Initial Calibration

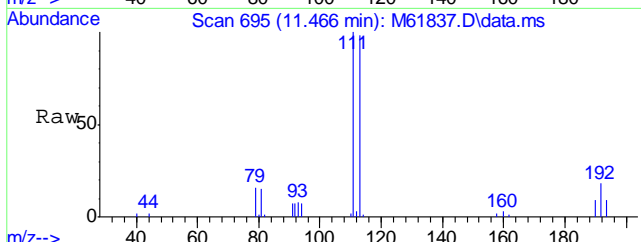




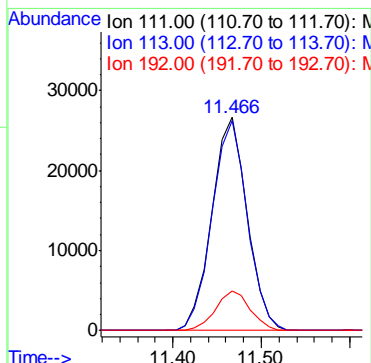
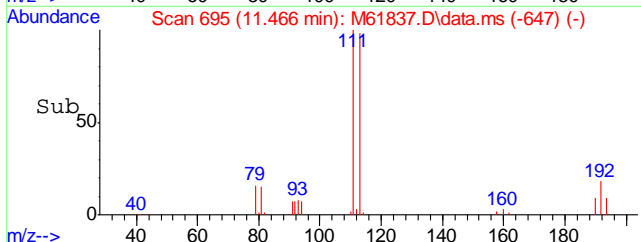
#1  
 Pentafluorobenzene  
 Concen: 20.00 ppb  
 RT: 11.350 min Scan# 684  
 Delta R.T. 0.007 min  
 Lab File: M61837.D  
 Acq: 13 Jul 2016 3:33 pm  
 Tgt Ion:168 Resp: 147491

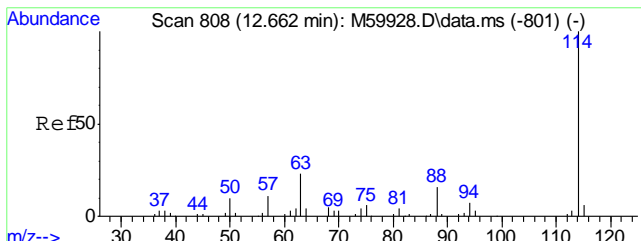


#36  
 Dibromofluoromethane  
 Concen: 19.78 ppb  
 RT: 11.466 min Scan# 695  
 Delta R.T. 0.007 min  
 Lab File: M61837.D  
 Acq: 13 Jul 2016 3:33 pm  
 Tgt Ion:111 Resp: 73983

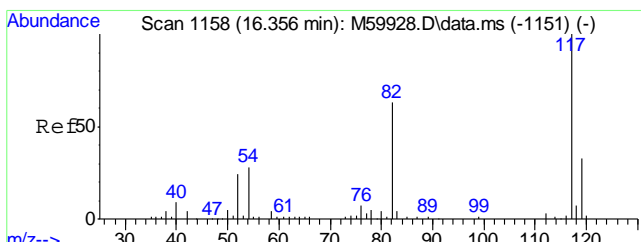
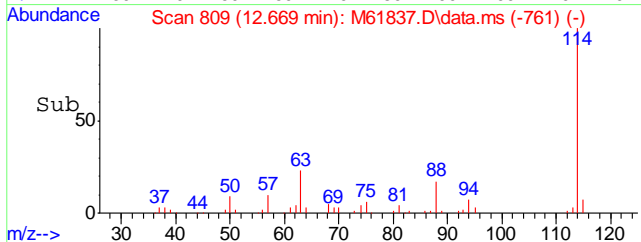
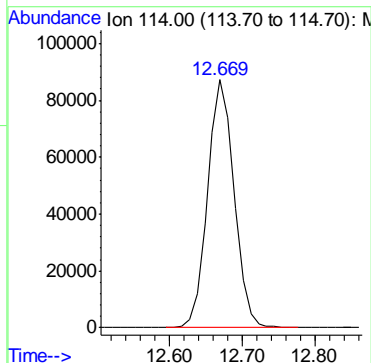
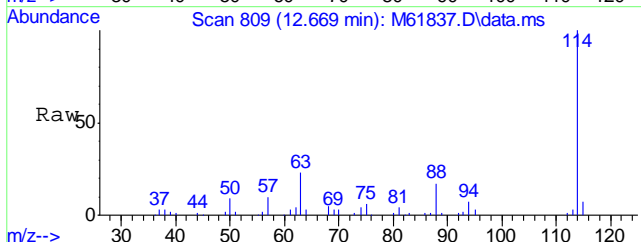


Ion	Ratio	Lower	Upper
111	100		
113	98.2	77.7	117.7
192	18.0	0.0	36.3

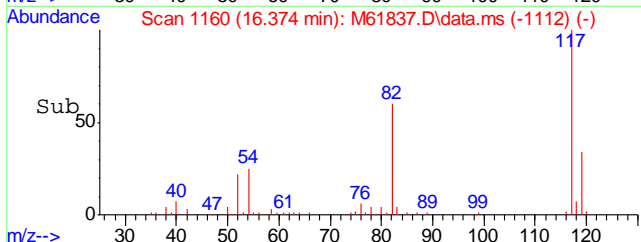
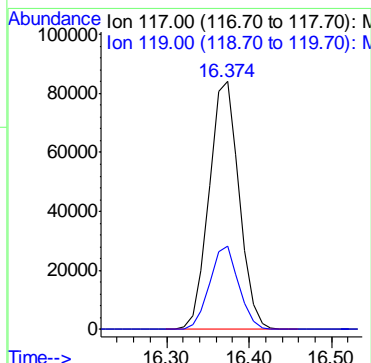
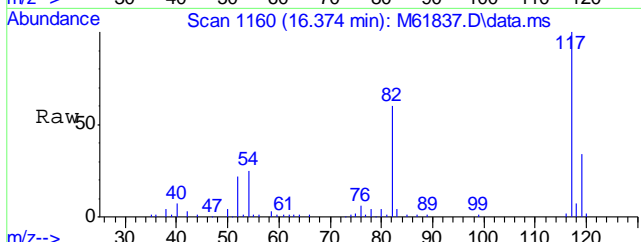


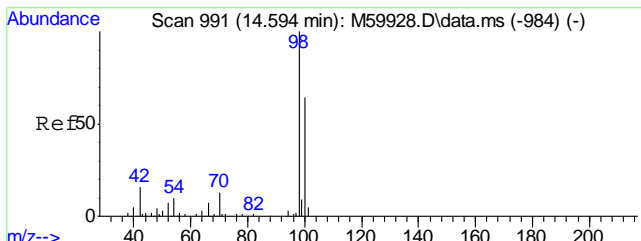


#40  
 1,4-Difluorobenzene  
 Concen: 20.00 ppb  
 RT: 12.669 min Scan# 809  
 Delta R.T. 0.007 min  
 Lab File: M61837.D  
 Acq: 13 Jul 2016 3:33 pm  
 Tgt Ion:114 Resp: 221089



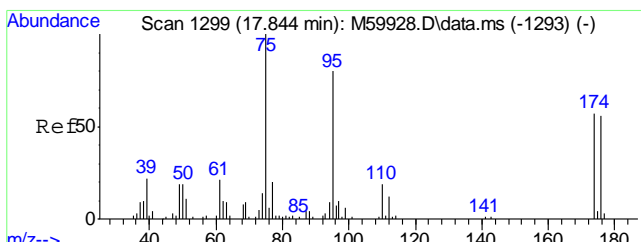
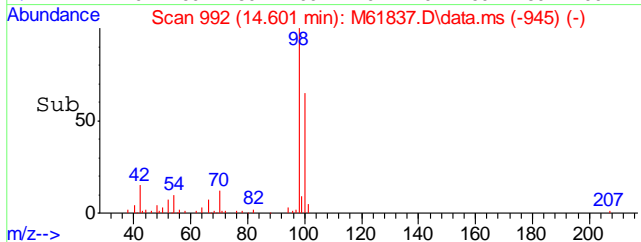
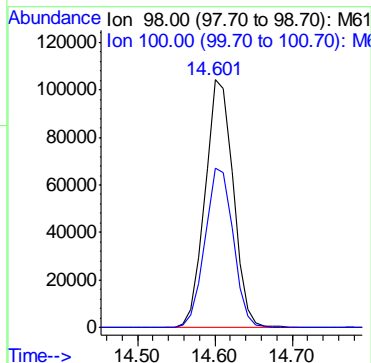
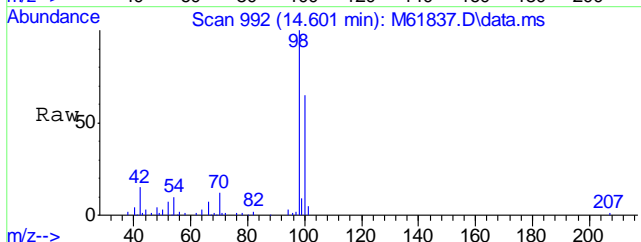
#55  
 Chlorobenzene-d5  
 Concen: 20.00 ppb  
 RT: 16.374 min Scan# 1160  
 Delta R.T. 0.007 min  
 Lab File: M61837.D  
 Acq: 13 Jul 2016 3:33 pm  
 Tgt Ion:117 Resp: 212864  
 Ion Ratio Lower Upper  
 117 100  
 119 32.5 11.2 51.2





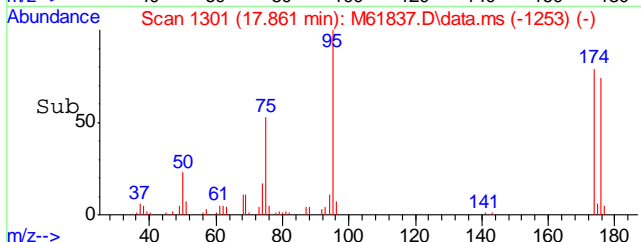
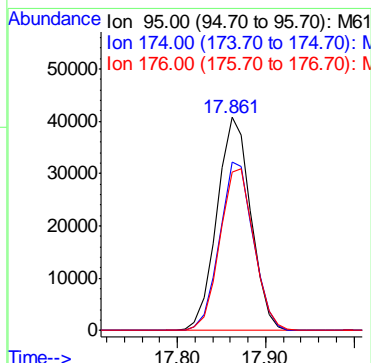
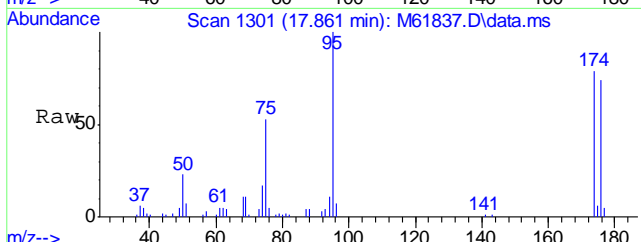
#56  
Toluene-d8  
Concen: 18.92 ppb  
RT: 14.601 min Scan# 992  
Delta R.T. -0.003 min  
Lab File: M61837.D  
Acq: 13 Jul 2016 3:33 pm

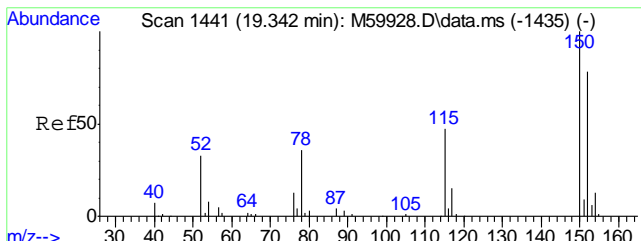
Tgt Ion	Resp	Lower	Upper
98	262787		
98	100		
100	64.4	44.3	84.3



#74  
4-Bromofluorobenzene  
Concen: 19.87 ppb  
RT: 17.861 min Scan# 1301  
Delta R.T. 0.007 min  
Lab File: M61837.D  
Acq: 13 Jul 2016 3:33 pm

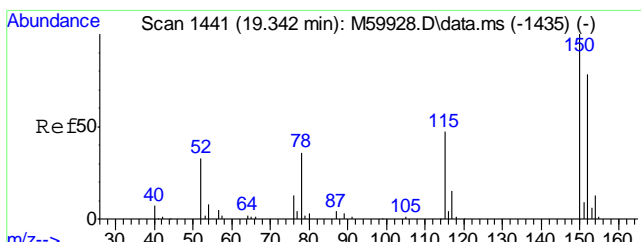
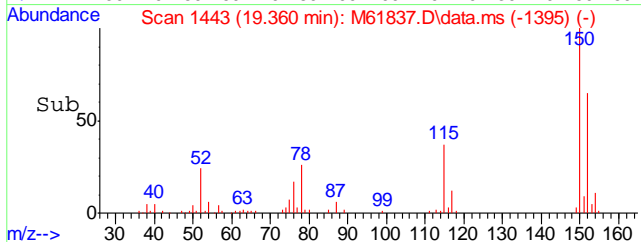
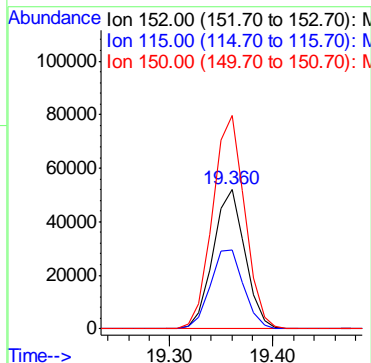
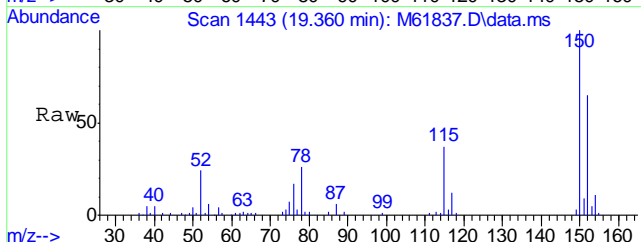
Tgt Ion	Resp	Lower	Upper
95	108516		
95	100		
174	78.2	54.3	94.3
176	76.1	51.5	91.5





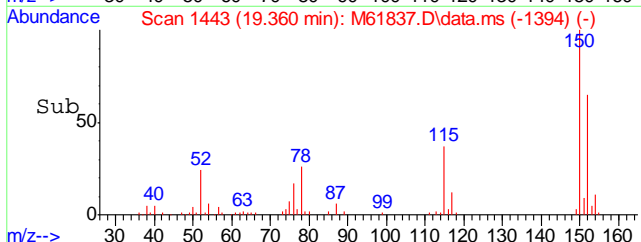
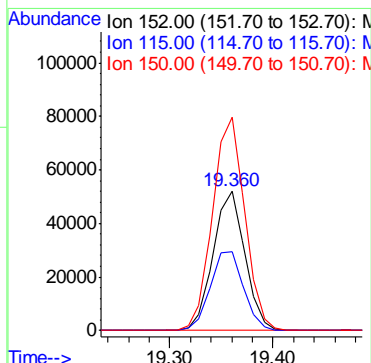
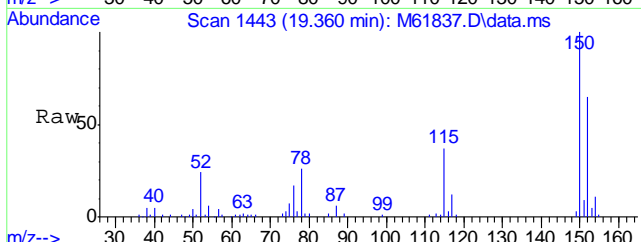
#77  
 1,4-Dichlorobenzene-d4  
 Concen: 20.00 ppb  
 RT: 19.360 min Scan# 1443  
 Delta R.T. 0.007 min  
 Lab File: M61837.D  
 Acq: 13 Jul 2016 3:33 pm

Tgt Ion	Resp	Lower	Upper
152	100		
115	59.1	40.9	80.9
150	155.2	178.6	218.6#



#99  
 1,4-Dichlorobenzene-d4A  
 Concen: 20.00 ppb  
 RT: 19.360 min Scan# 1443  
 Delta R.T. 0.018 min  
 Lab File: M61837.D  
 Acq: 13 Jul 2016 3:33 pm

Tgt Ion	Resp	Lower	Upper
152	100		
115	59.1	37.3	77.3
150	155.2	176.0	216.0#



Quantitation Report (QT Reviewed)

Data Path : C:\MSDCHEM\1\DATA\M160713\  
Data File : M61837.D  
Acq On : 13 Jul 2016 3:33 pm  
Operator : johannat  
Sample : C46446-9  
Misc : MS1912,VM1859,5.24,,,,,1  
ALS Vial : 11 Sample Multiplier: 1

Quant Time: Aug 03 18:20:39 2016  
Quant Method : C:\MSDCHEM\1\METHODS\VM1848S.M  
Quant Title : EPA 8260B  
QLast Update : Fri Jun 24 10:07:55 2016  
Response via : Initial Calibration

Internal Standards	R.T.	QIon	Response	Conc	Units	Dev(Min)
1) Pentafluorobenzene	11.350	168	147491	20.00	ppb	0.00
40) 1,4-Difluorobenzene	12.669	114	221089	20.00	ppb	0.00
55) Chlorobenzene-d5	16.374	117	212864	20.00	ppb	0.00
77) 1,4-Dichlorobenzene-d4	19.360	152	111369	20.00	ppb	0.00
99) 1,4-Dichlorobenzene-d4A	19.360	152	111369	20.00	ppb	0.02

System Monitoring Compounds						
36) Dibromofluoromethane	11.466	111	73983	19.78	ppb	0.00
Spiked Amount	20.000	Range 80 - 136	Recovery =	98.90%		
56) Toluene-d8	14.601	98	262787	18.92	ppb	0.00
Spiked Amount	20.000	Range 88 - 113	Recovery =	94.60%		
74) 4-Bromofluorobenzene	17.861	95	108516	19.87	ppb	0.00
Spiked Amount	20.000	Range 79 - 115	Recovery =	99.35%		

Target Compounds Qvalue

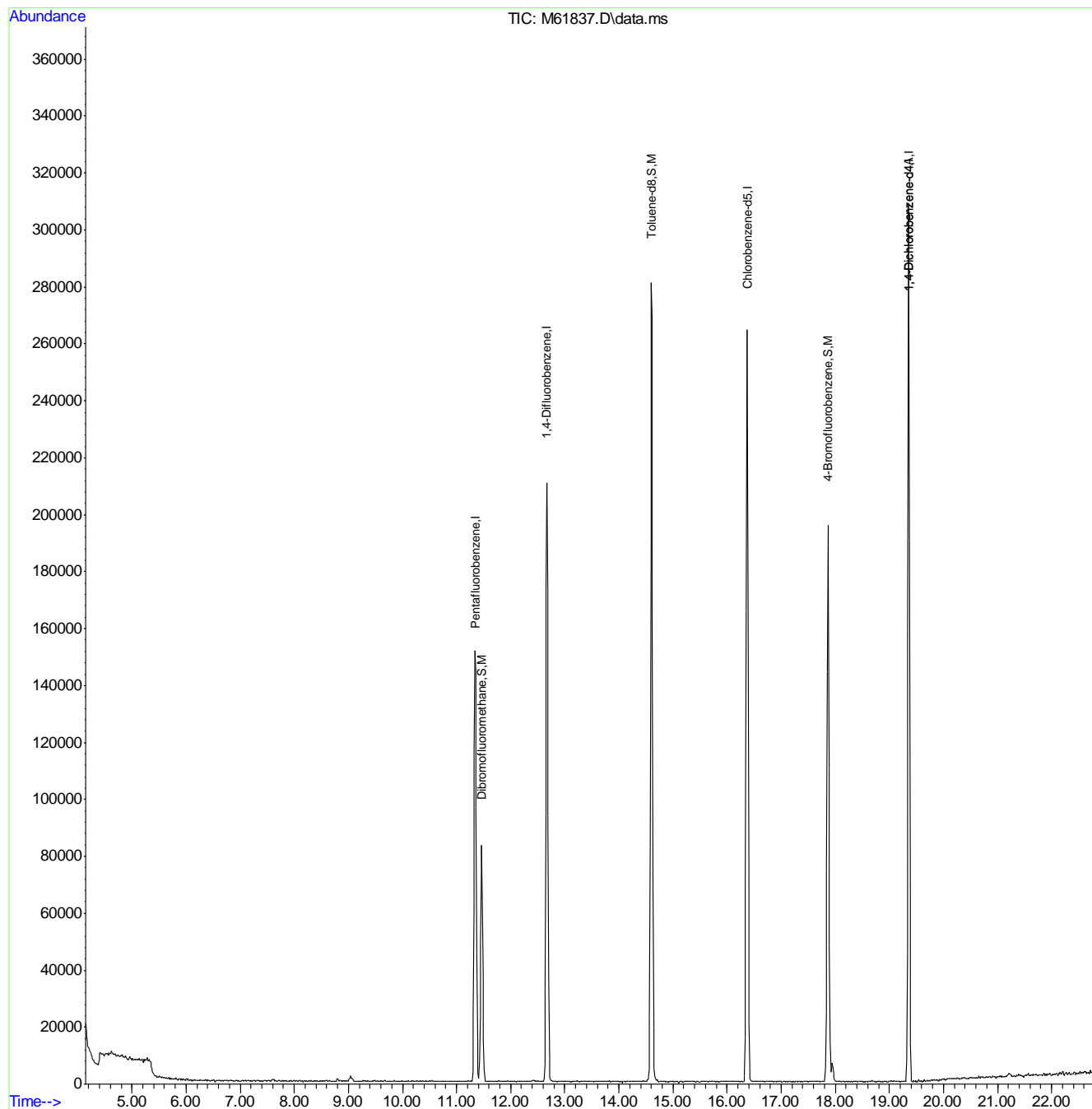
(#) = qualifier out of range (m) = manual integration (+) = signals summed

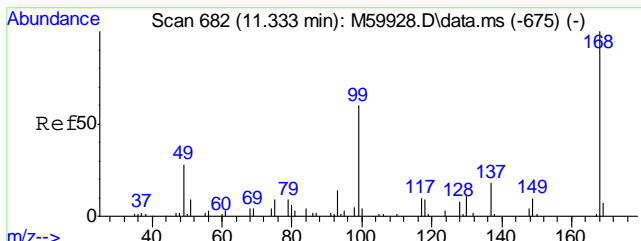
6.1.14  
6

## Quantitation Report (QT Reviewed)

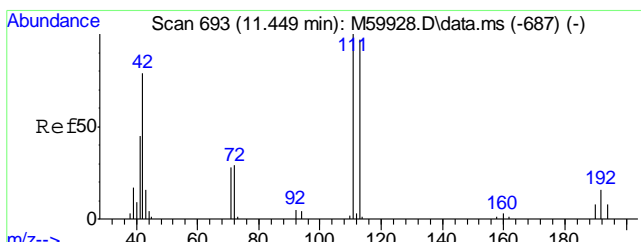
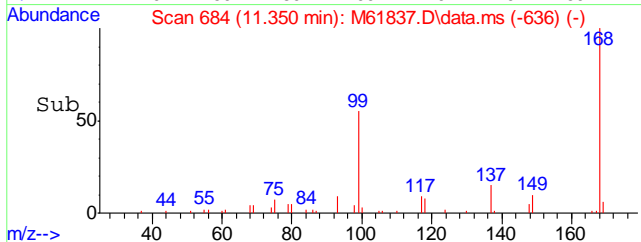
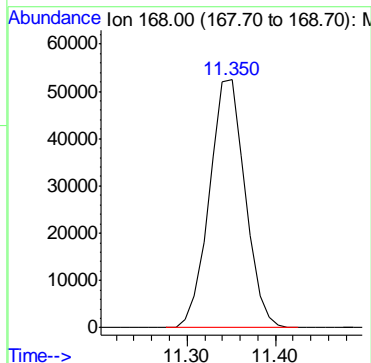
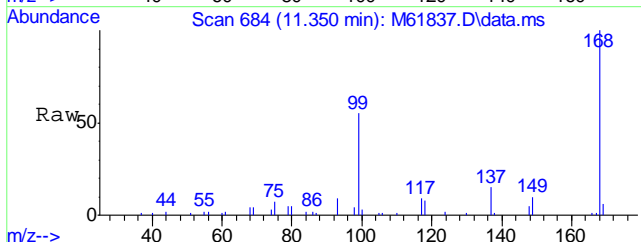
Data Path : C:\MSDCHEM\1\DATA\M160713\  
Data File : M61837.D  
Acq On : 13 Jul 2016 3:33 pm  
Operator : johannat  
Sample : C46446-9  
Misc : MS1912,VM1859,5.24,,,,,1  
ALS Vial : 11 Sample Multiplier: 1

Quant Time: Aug 03 18:20:39 2016  
Quant Method : C:\MSDCHEM\1\METHODS\VM1848S.M  
Quant Title : EPA 8260B  
QLast Update : Fri Jun 24 10:07:55 2016  
Response via : Initial Calibration

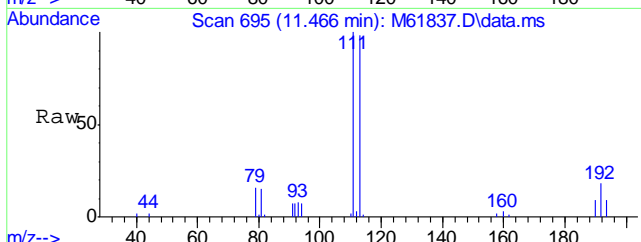




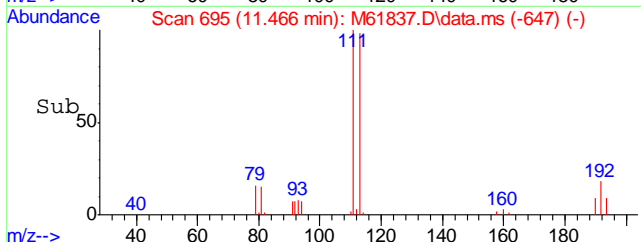
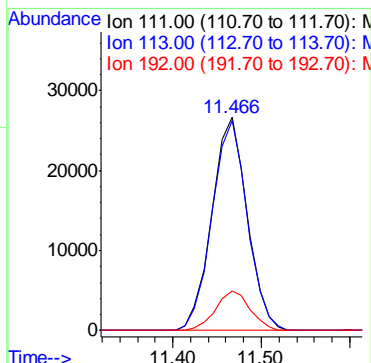
#1  
 Pentafluorobenzene  
 Concen: 20.00 ppb  
 RT: 11.350 min Scan# 684  
 Delta R.T. 0.007 min  
 Lab File: M61837.D  
 Acq: 13 Jul 2016 3:33 pm  
 Tgt Ion:168 Resp: 147491



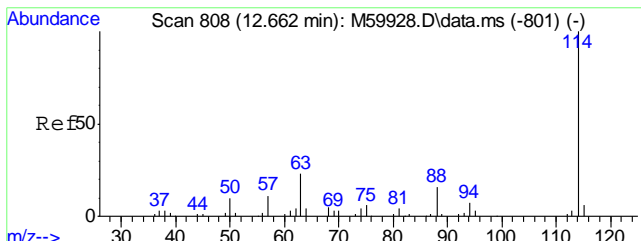
#36  
 Dibromofluoromethane  
 Concen: 19.78 ppb  
 RT: 11.466 min Scan# 695  
 Delta R.T. 0.007 min  
 Lab File: M61837.D  
 Acq: 13 Jul 2016 3:33 pm  
 Tgt Ion:111 Resp: 73983



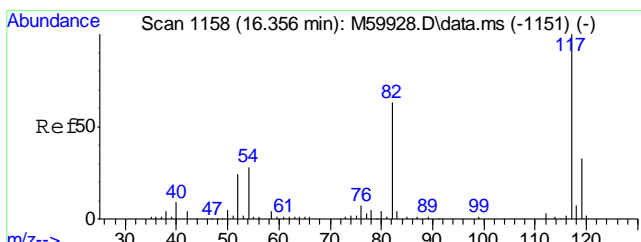
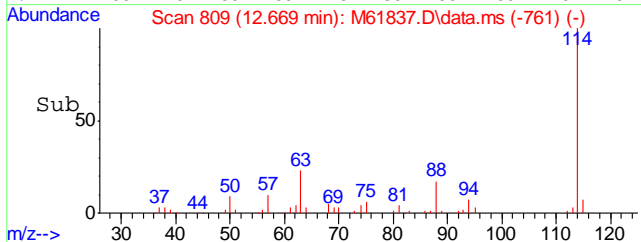
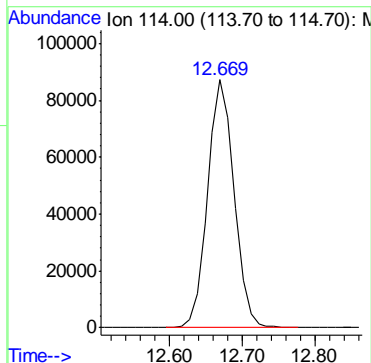
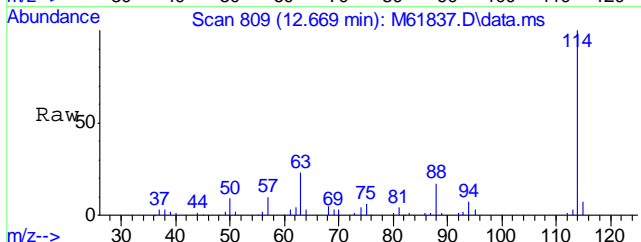
Ion	Ratio	Lower	Upper
111	100		
113	98.2	77.7	117.7
192	18.0	0.0	36.3



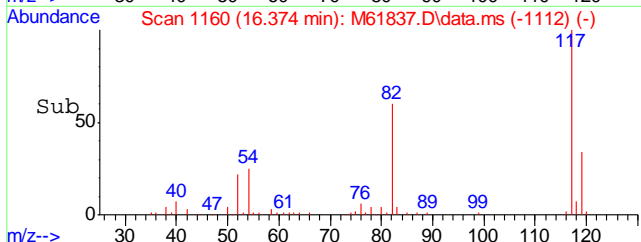
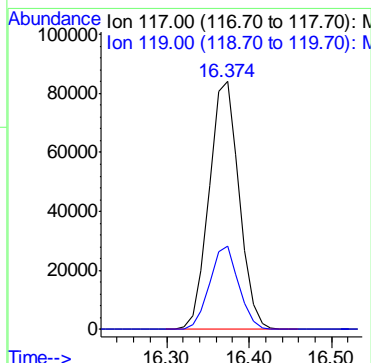
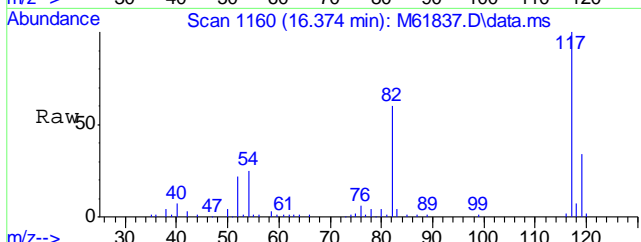


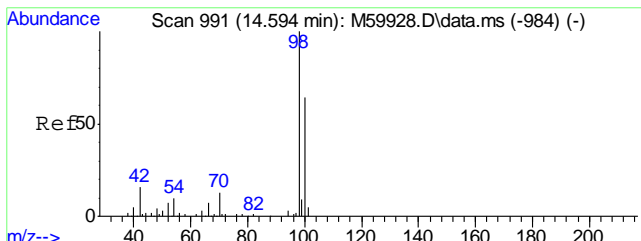


#40  
 1,4-Difluorobenzene  
 Concen: 20.00 ppb  
 RT: 12.669 min Scan# 809  
 Delta R.T. 0.007 min  
 Lab File: M61837.D  
 Acq: 13 Jul 2016 3:33 pm  
 Tgt Ion:114 Resp: 221089



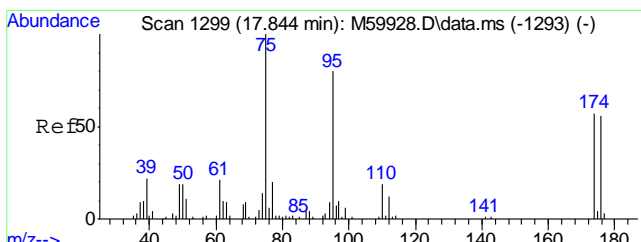
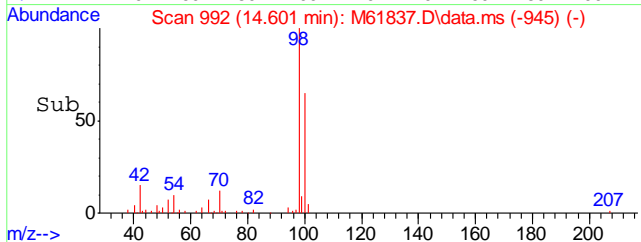
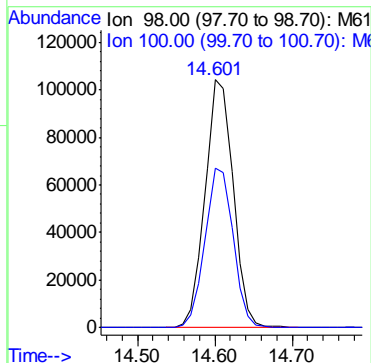
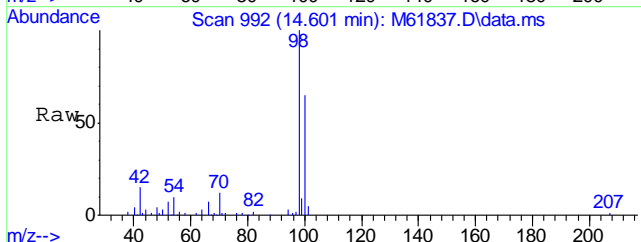
#55  
 Chlorobenzene-d5  
 Concen: 20.00 ppb  
 RT: 16.374 min Scan# 1160  
 Delta R.T. 0.007 min  
 Lab File: M61837.D  
 Acq: 13 Jul 2016 3:33 pm  
 Tgt Ion:117 Resp: 212864  
 Ion Ratio Lower Upper  
 117 100  
 119 32.5 11.2 51.2





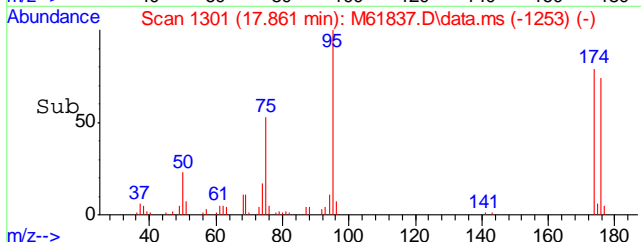
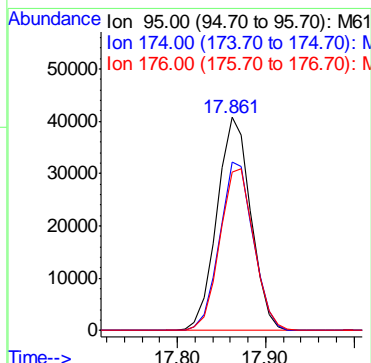
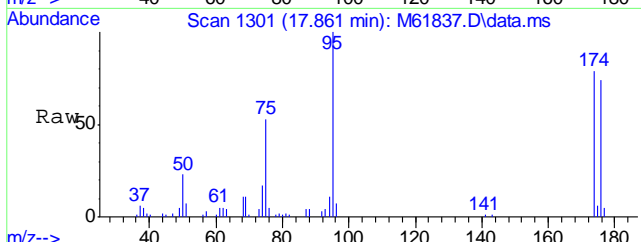
#56  
Toluene-d8  
Concen: 18.92 ppb  
RT: 14.601 min Scan# 992  
Delta R.T. -0.003 min  
Lab File: M61837.D  
Acq: 13 Jul 2016 3:33 pm

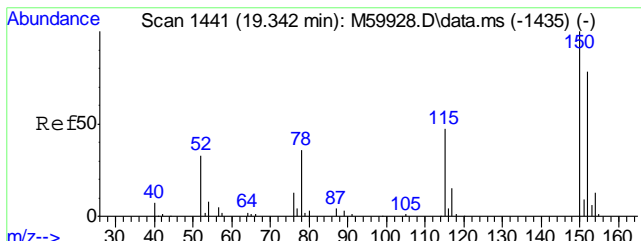
Tgt Ion	Resp	Lower	Upper
98	262787	100	
100	64.4	44.3	84.3



#74  
4-Bromofluorobenzene  
Concen: 19.87 ppb  
RT: 17.861 min Scan# 1301  
Delta R.T. 0.007 min  
Lab File: M61837.D  
Acq: 13 Jul 2016 3:33 pm

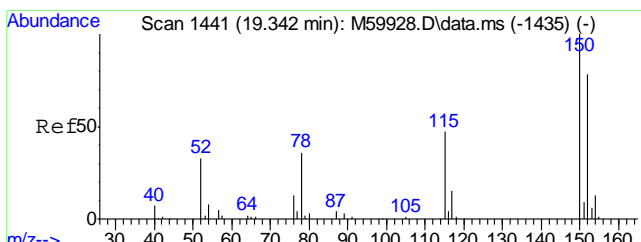
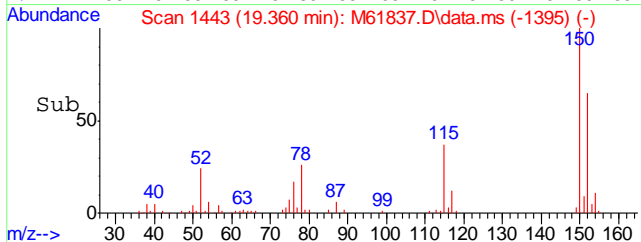
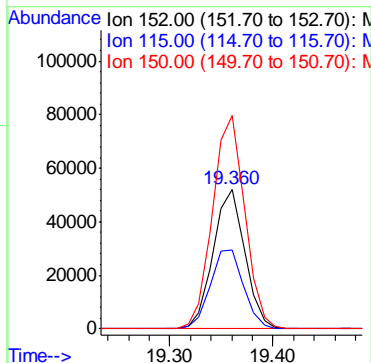
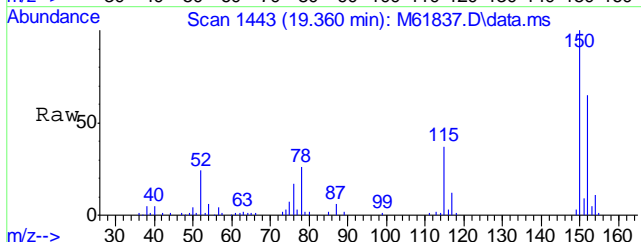
Tgt Ion	Resp	Lower	Upper
95	108516	100	
174	78.2	54.3	94.3
176	76.1	51.5	91.5





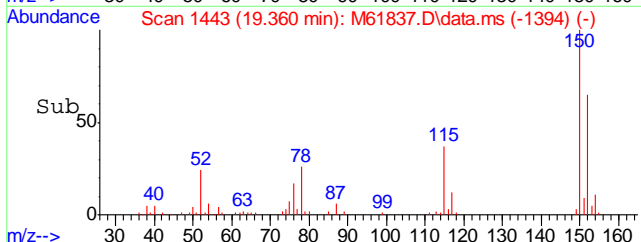
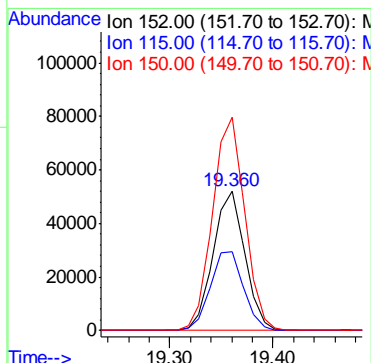
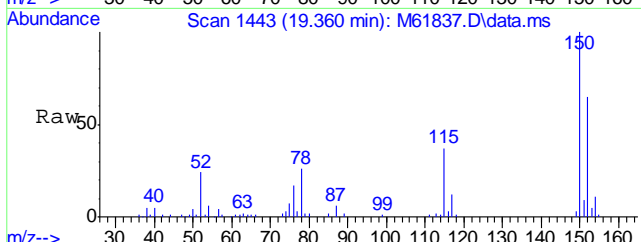
#77  
 1,4-Dichlorobenzene-d4  
 Concen: 20.00 ppb  
 RT: 19.360 min Scan# 1443  
 Delta R.T. 0.007 min  
 Lab File: M61837.D  
 Acq: 13 Jul 2016 3:33 pm

Tgt Ion	Resp	Lower	Upper
152	100		
115	59.1	40.9	80.9
150	155.2	178.6	218.6#



#99  
 1,4-Dichlorobenzene-d4A  
 Concen: 20.00 ppb  
 RT: 19.360 min Scan# 1443  
 Delta R.T. 0.018 min  
 Lab File: M61837.D  
 Acq: 13 Jul 2016 3:33 pm

Tgt Ion	Resp	Lower	Upper
152	100		
115	59.1	37.3	77.3
150	155.2	176.0	216.0#



Quantitation Report (QT Reviewed)

Data Path : C:\MSDCHEM\1\DATA\M160713\  
 Data File : M61834.D  
 Acq On : 13 Jul 2016 1:58 pm  
 Operator : johannat  
 Sample : MB  
 Misc : MS1912,VM1859,5,,,,,1  
 ALS Vial : 8 Sample Multiplier: 1

Quant Time: Jul 13 16:34:20 2016  
 Quant Method : C:\MSDCHEM\1\METHODS\VM1848S.M  
 Quant Title : EPA 8260B  
 QLast Update : Fri Jun 24 10:07:55 2016  
 Response via : Initial Calibration

Internal Standards	R.T.	QIon	Response	Conc	Units	Dev(Min)
1) Pentafluorobenzene	11.351	168	163557	20.00	ppb	0.00
40) 1,4-Difluorobenzene	12.670	114	244456	20.00	ppb	0.00
55) Chlorobenzene-d5	16.374	117	235313	20.00	ppb	0.00
77) 1,4-Dichlorobenzene-d4	19.361	152	128649	20.00	ppb	0.00
99) 1,4-Dichlorobenzene-d4A	19.361	152	128649	20.00	ppb	0.02

System Monitoring Compounds

36) Dibromofluoromethane	11.467	111	79332	19.13	ppb	0.00
Spiked Amount	20.000	Range 80 - 136	Recovery =	95.65%		
56) Toluene-d8	14.601	98	285757	18.61	ppb	0.00
Spiked Amount	20.000	Range 88 - 113	Recovery =	93.05%		
74) 4-Bromofluorobenzene	17.862	95	122149	20.23	ppb	0.00
Spiked Amount	20.000	Range 79 - 115	Recovery =	101.15%		

Target Compounds

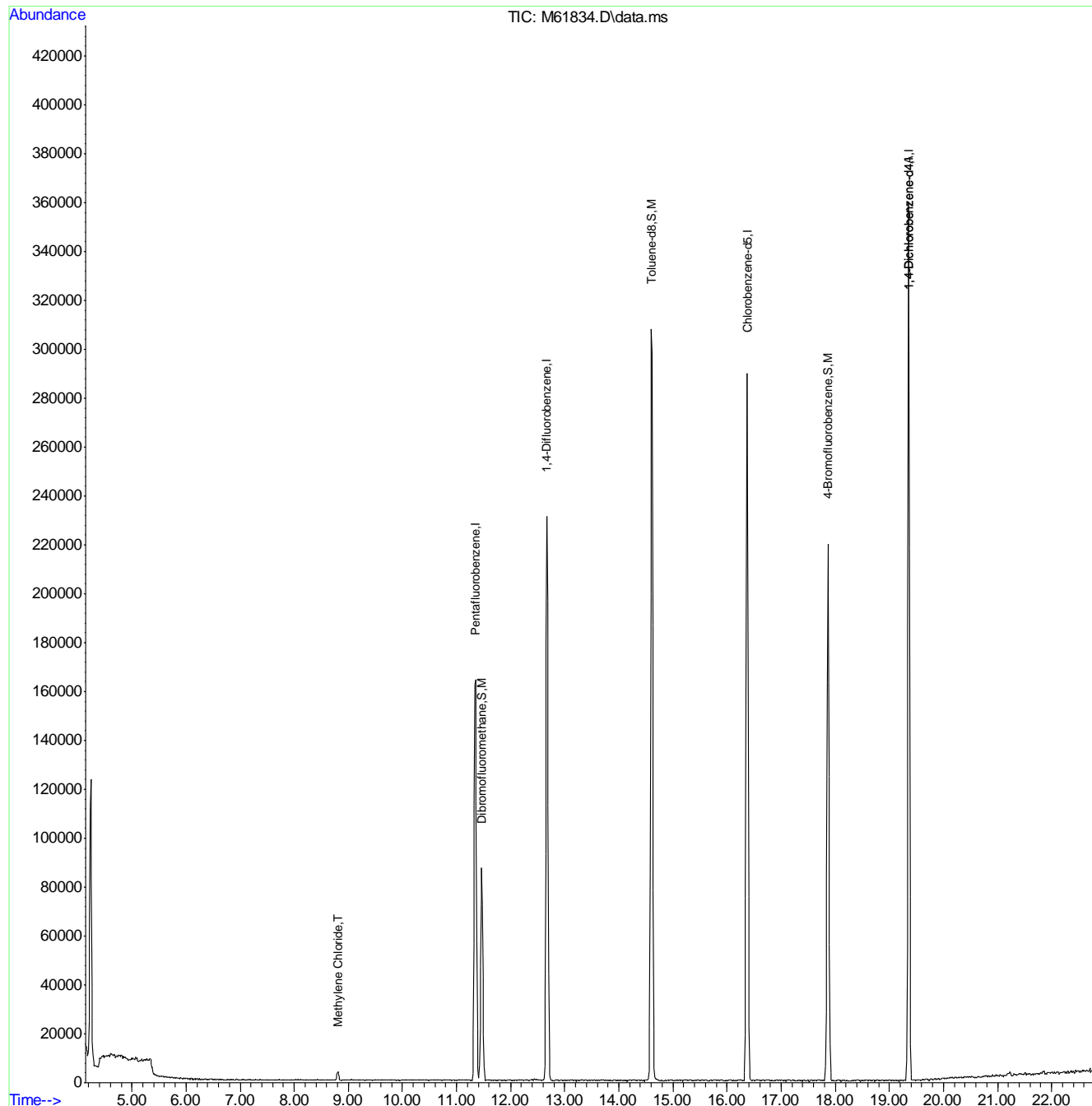
					Qvalue
19) Methylene Chloride	8.808	84	2606	0.45 ppb	# 75

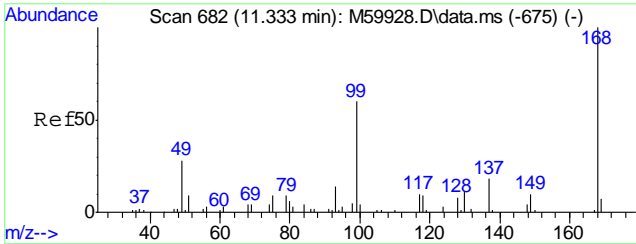
(#) = qualifier out of range (m) = manual integration (+) = signals summed

Quantitation Report (QT Reviewed)

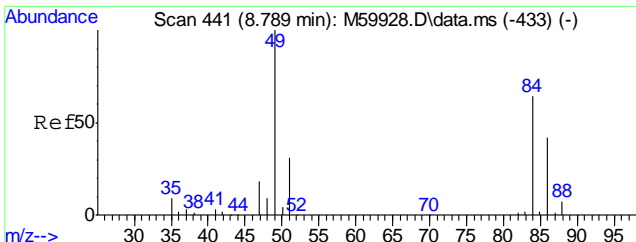
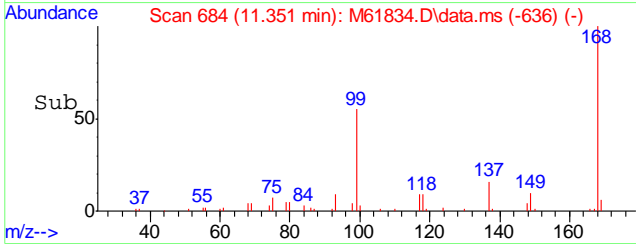
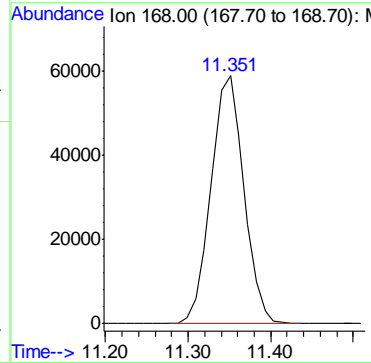
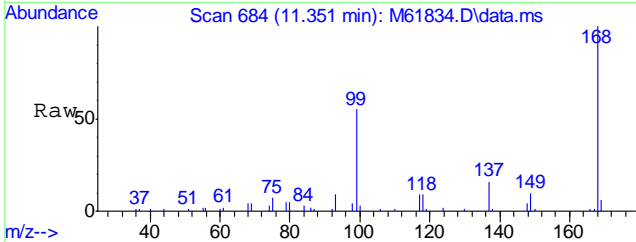
Data Path : C:\MSDCHEM\1\DATA\M160713\  
 Data File : M61834.D  
 Acq On : 13 Jul 2016 1:58 pm  
 Operator : johannat  
 Sample : MB  
 Misc : MS1912,VM1859,5,,,,,1  
 ALS Vial : 8 Sample Multiplier: 1

Quant Time: Jul 13 16:34:20 2016  
 Quant Method : C:\MSDCHEM\1\METHODS\VM1848S.M  
 Quant Title : EPA 8260B  
 QLast Update : Fri Jun 24 10:07:55 2016  
 Response via : Initial Calibration



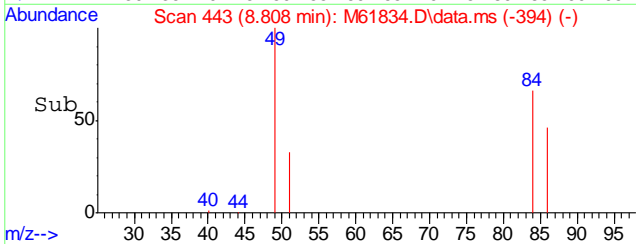
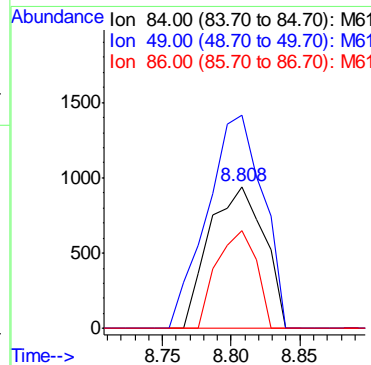
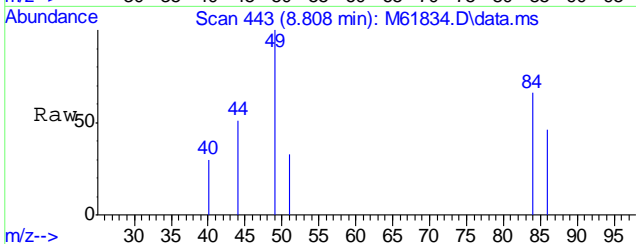


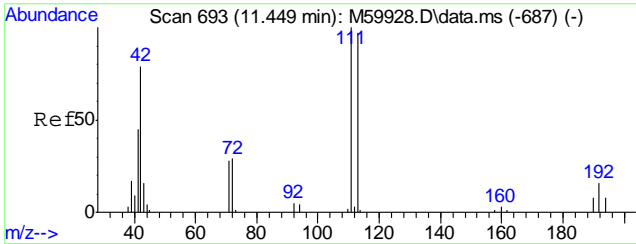
#1  
 Pentafluorobenzene  
 Concen: 20.00 ppb  
 RT: 11.351 min Scan# 684  
 Delta R.T. 0.008 min  
 Lab File: M61834.D  
 Acq: 13 Jul 2016 1:58 pm  
 Tgt Ion:168 Resp: 163557



#19  
 Methylene Chloride  
 Concen: 0.45 ppb  
 RT: 8.808 min Scan# 443  
 Delta R.T. 0.018 min  
 Lab File: M61834.D  
 Acq: 13 Jul 2016 1:58 pm  
 Tgt Ion: 84 Resp: 2606  

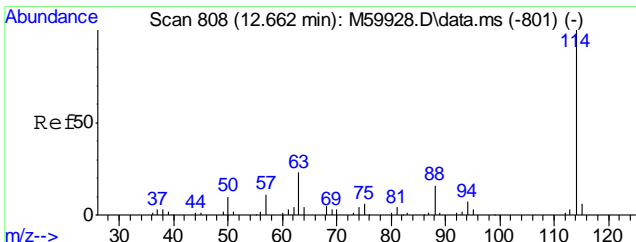
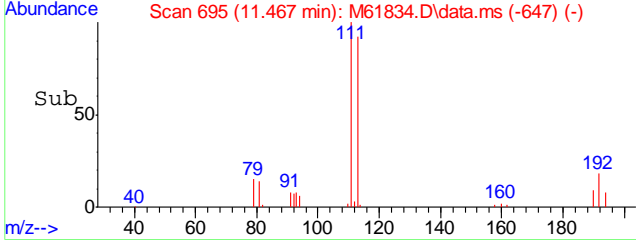
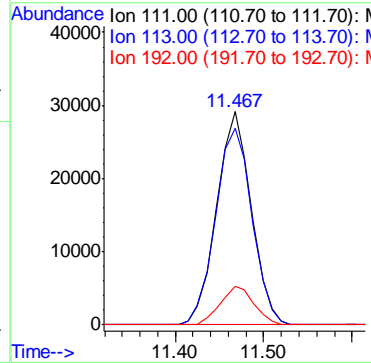
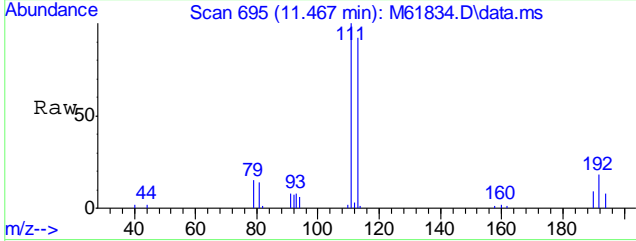
Ion	Ratio	Lower	Upper
84	100		
49	152.3	134.5	174.5
86	0.0	43.8	83.8#





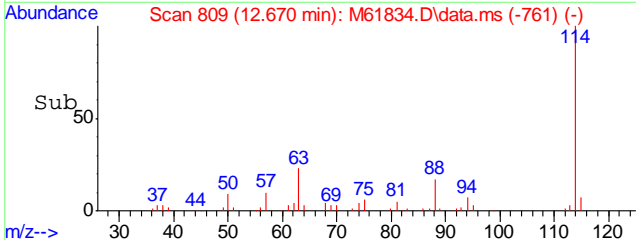
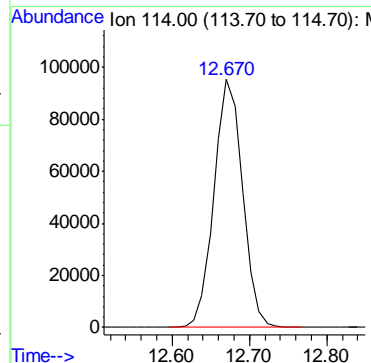
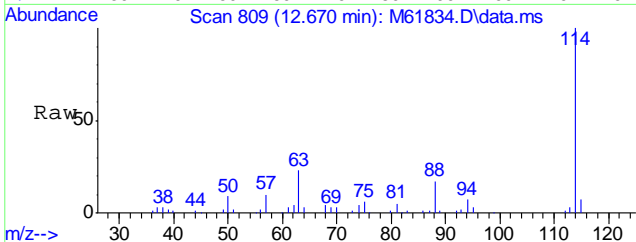
#36  
 Dibromofluoromethane  
 Concen: 19.13 ppb  
 RT: 11.467 min Scan# 695  
 Delta R.T. 0.008 min  
 Lab File: M61834.D  
 Acq: 13 Jul 2016 1:58 pm

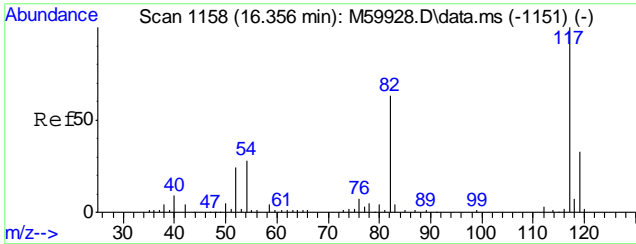
Tgt Ion	Resp	Lower	Upper
111	79332	100	
113	96.8	77.7	117.7
192	17.6	0.0	36.3



#40  
 1,4-Difluorobenzene  
 Concen: 20.00 ppb  
 RT: 12.670 min Scan# 809  
 Delta R.T. 0.008 min  
 Lab File: M61834.D  
 Acq: 13 Jul 2016 1:58 pm

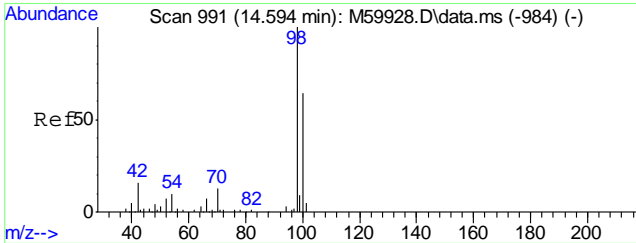
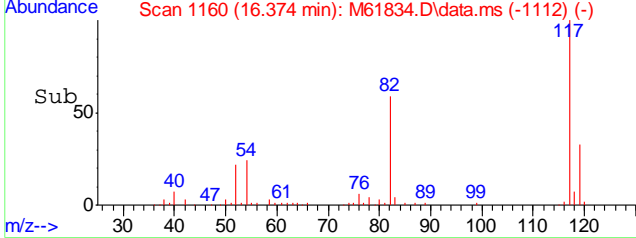
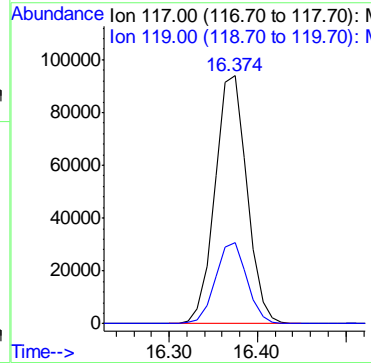
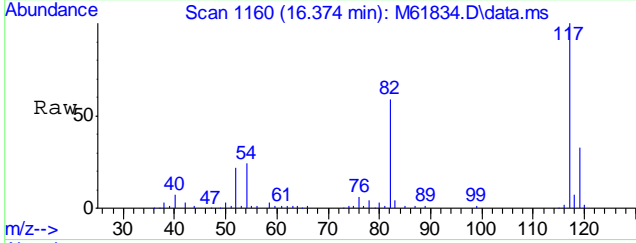
Tgt Ion:114 Resp: 244456





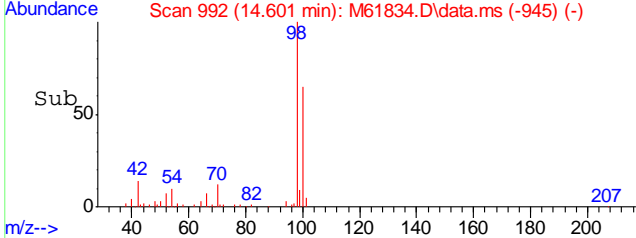
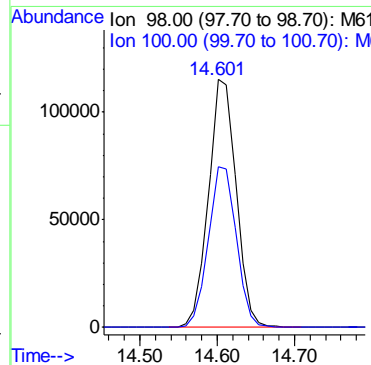
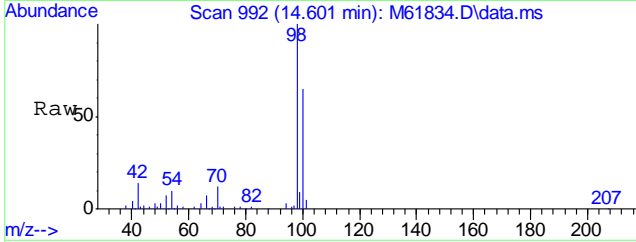
#55  
Chlorobenzene-d5  
Concen: 20.00 ppb  
RT: 16.374 min Scan# 1160  
Delta R.T. 0.008 min  
Lab File: M61834.D  
Acq: 13 Jul 2016 1:58 pm

Tgt Ion:	117	Resp:	235313
Ion Ratio	Lower	Upper	
117	100		
119	32.4	11.2	51.2

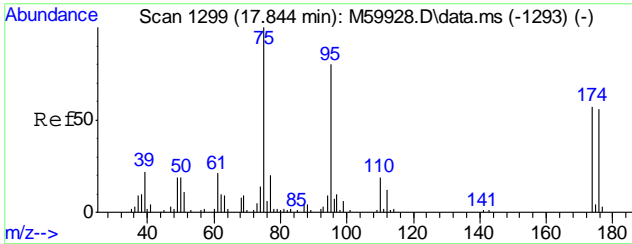


#56  
Toluene-d8  
Concen: 18.61 ppb  
RT: 14.601 min Scan# 992  
Delta R.T. -0.003 min  
Lab File: M61834.D  
Acq: 13 Jul 2016 1:58 pm

Tgt Ion:	98	Resp:	285757
Ion Ratio	Lower	Upper	
98	100		
100	65.4	44.3	84.3

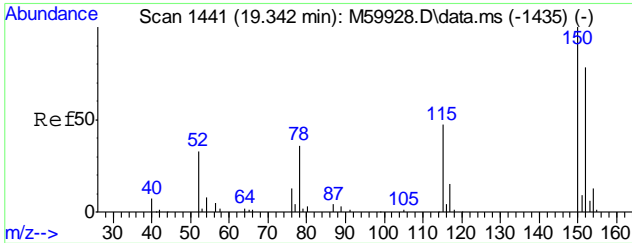
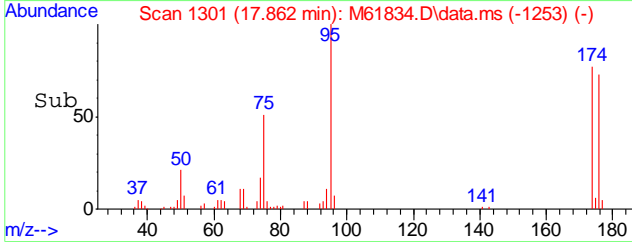
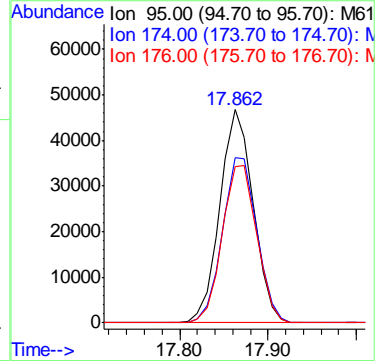
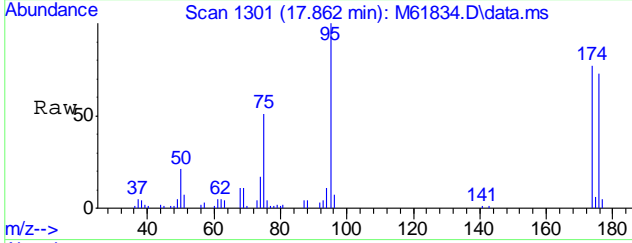






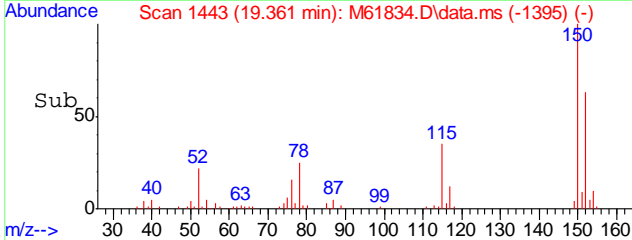
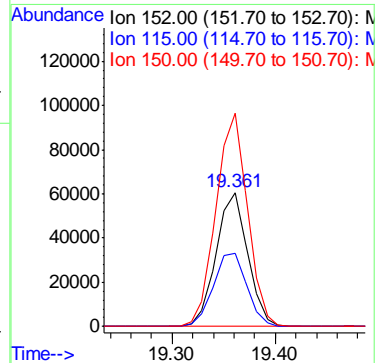
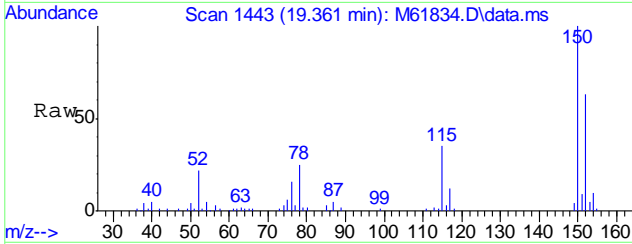
#74  
4-Bromofluorobenzene  
Concen: 20.23 ppb  
RT: 17.862 min Scan# 1301  
Delta R.T. 0.008 min  
Lab File: M61834.D  
Acq: 13 Jul 2016 1:58 pm

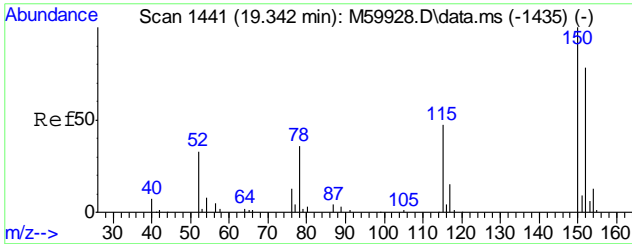
Tgt Ion	Resp	Lower	Upper
95	122149		
174	80.1	54.3	94.3
176	76.8	51.5	91.5



#77  
1,4-Dichlorobenzene-d4  
Concen: 20.00 ppb  
RT: 19.361 min Scan# 1443  
Delta R.T. 0.008 min  
Lab File: M61834.D  
Acq: 13 Jul 2016 1:58 pm

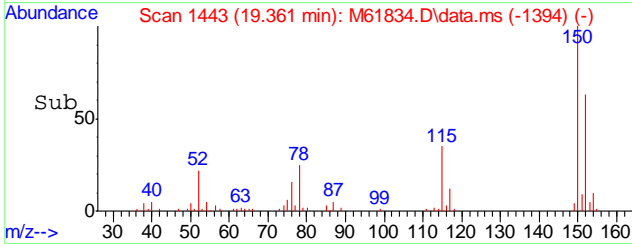
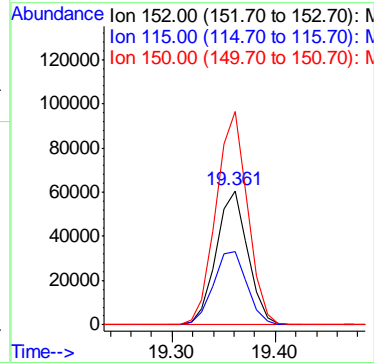
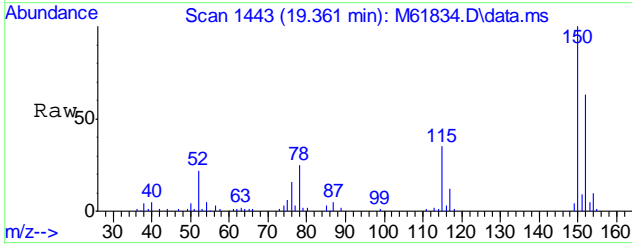
Tgt Ion	Resp	Lower	Upper
152	128649		
115	58.5	40.9	80.9
150	159.1	178.6	218.6#





#99  
 1,4-Dichlorobenzene-d4A  
 Concen: 20.00 ppb  
 RT: 19.361 min Scan# 1443  
 Delta R.T. 0.019 min  
 Lab File: M61834.D  
 Acq: 13 Jul 2016 1:58 pm

Tgt Ion	Resp	Lower	Upper
152	128649		
152	100		
115	58.5	37.3	77.3
150	159.1	176.0	216.0#



6.2.1  
6

Quantitation Report (QT Reviewed)

Data Path : C:\MSDCHEM\1\DATA\M160718\  
 Data File : M61913.D  
 Acq On : 18 Jul 2016 4:51 pm  
 Operator : johannat  
 Sample : MB  
 Misc : MS1912,VM1861,5,,,,,1  
 ALS Vial : 7 Sample Multiplier: 1

Quant Time: Jul 19 09:00:23 2016  
 Quant Method : C:\MSDCHEM\1\METHODS\VM1860S.M  
 Quant Title : EPA 8260B  
 QLast Update : Mon Jul 18 09:14:24 2016  
 Response via : Initial Calibration

Internal Standards	R.T.	QIon	Response	Conc	Units	Dev(Min)
1) Pentafluorobenzene	11.342	168	160520	20.00	ppb	0.00
40) 1,4-Difluorobenzene	12.672	114	244448	20.00	ppb	0.00
55) Chlorobenzene-d5	16.365	117	241467	20.00	ppb	0.00
77) 1,4-Dichlorobenzene-d4	19.352	152	137692	20.00	ppb	0.00
99) 1,4-Dichlorobenzene-d4A	19.352	152	137692	20.00	ppb	0.00

System Monitoring Compounds

36) Dibromofluoromethane	11.458	111	76953	20.20	ppb	0.00
Spiked Amount	20.000	Range 80 - 136	Recovery =	101.00%		
56) Toluene-d8	14.603	98	289959	19.70	ppb	0.00
Spiked Amount	20.000	Range 88 - 113	Recovery =	98.50%		
74) 4-Bromofluorobenzene	17.864	95	125901	20.59	ppb	0.00
Spiked Amount	20.000	Range 79 - 115	Recovery =	102.95%		

Target Compounds

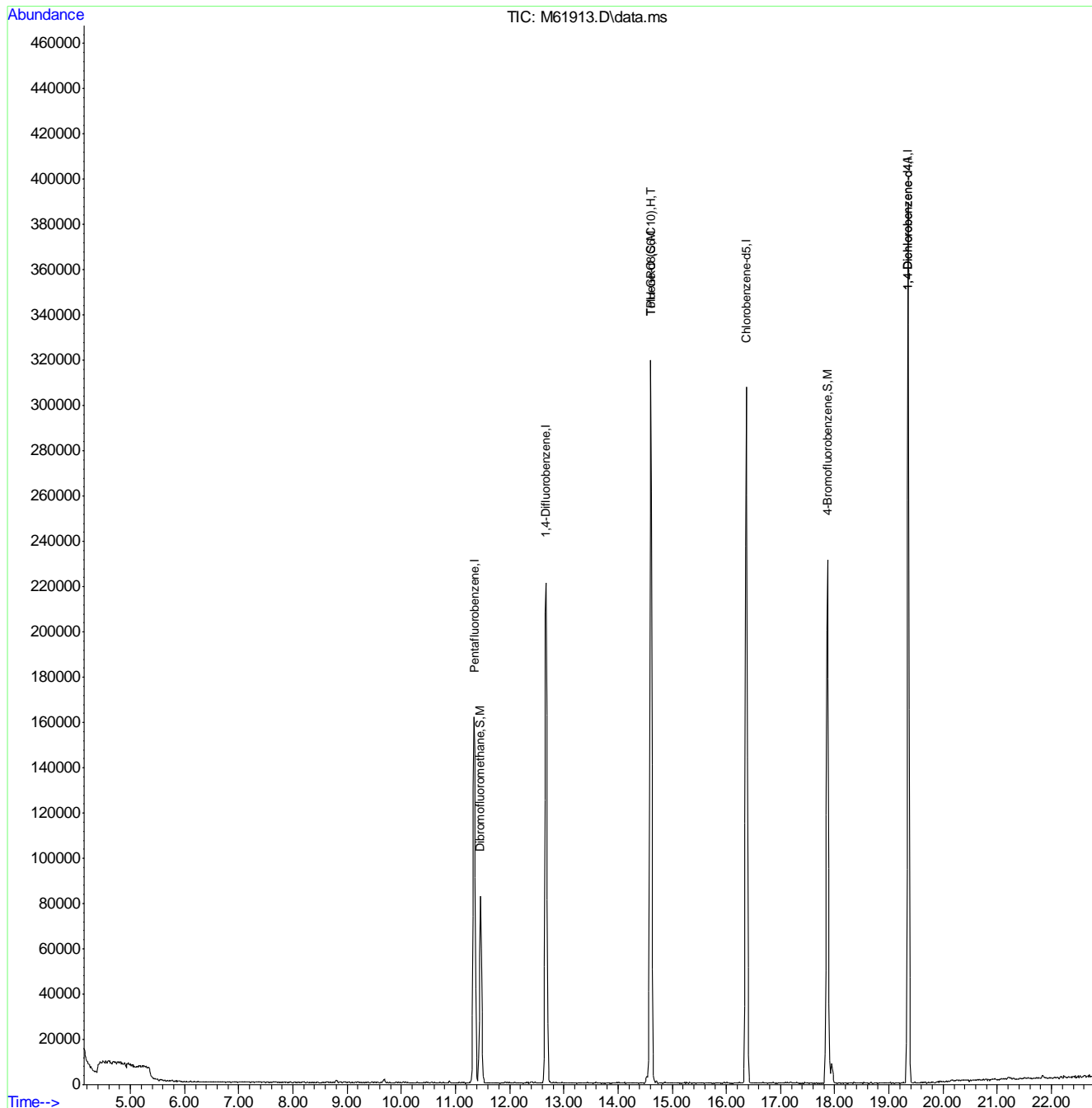
					Qvalue
100) TPH-GRO (C6-C10)	14.603	TIC	3662668m	34.74	ppb

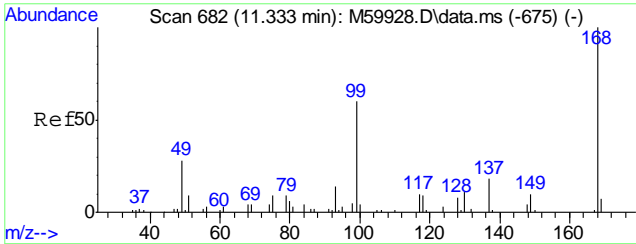
(#) = qualifier out of range (m) = manual integration (+) = signals summed

Quantitation Report (QT Reviewed)

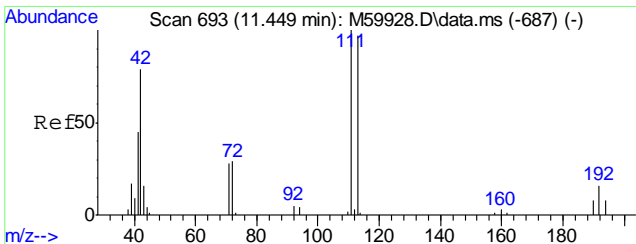
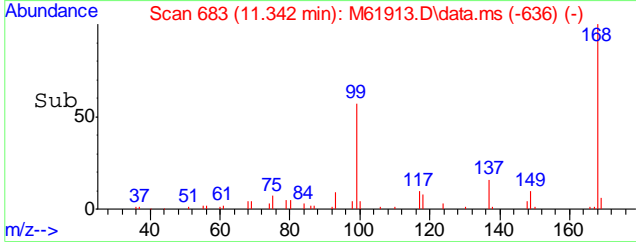
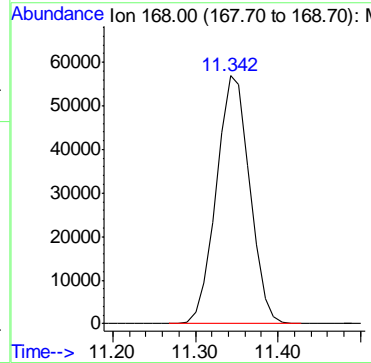
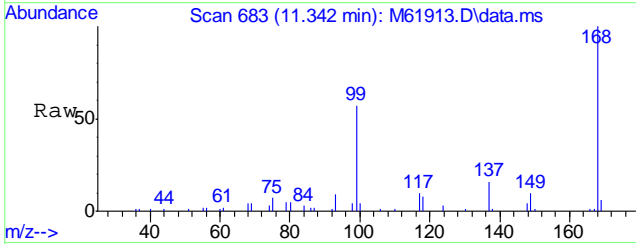
Data Path : C:\MSDCHEM\1\DATA\M160718\  
 Data File : M61913.D  
 Acq On : 18 Jul 2016 4:51 pm  
 Operator : johannat  
 Sample : MB  
 Misc : MS1912,VM1861,5,,,,,1  
 ALS Vial : 7 Sample Multiplier: 1

Quant Time: Jul 19 09:00:23 2016  
 Quant Method : C:\MSDCHEM\1\METHODS\VM1860S.M  
 Quant Title : EPA 8260B  
 QLast Update : Mon Jul 18 09:14:24 2016  
 Response via : Initial Calibration



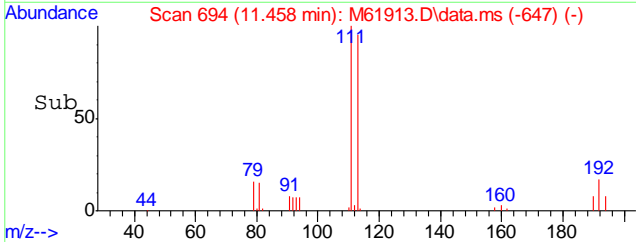
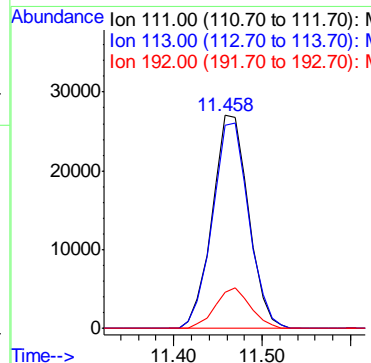
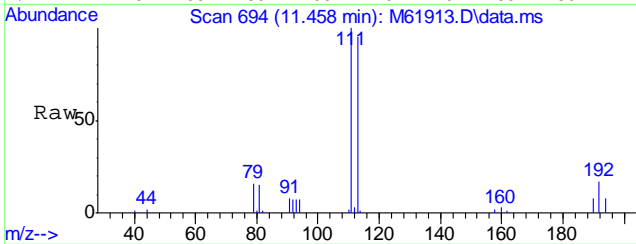


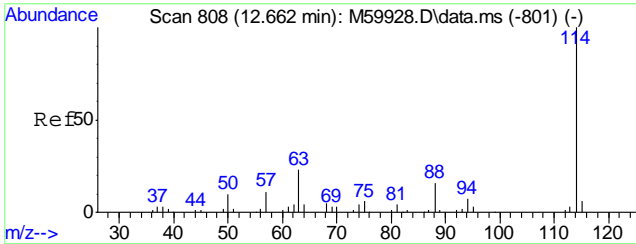
#1  
 Pentafluorobenzene  
 Concen: 20.00 ppb  
 RT: 11.342 min Scan# 683  
 Delta R.T. -0.001 min  
 Lab File: M61913.D  
 Acq: 18 Jul 2016 4:51 pm  
 Tgt Ion:168 Resp: 160520



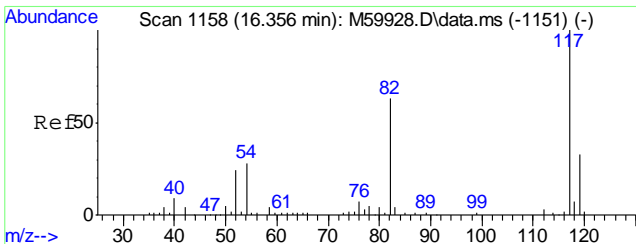
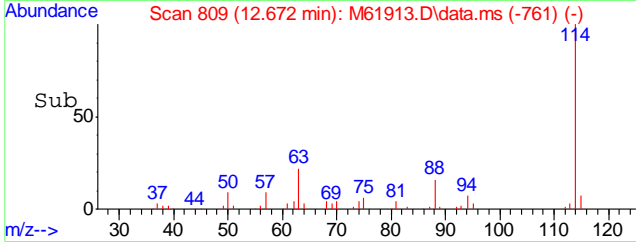
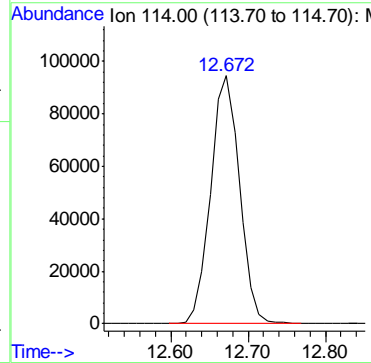
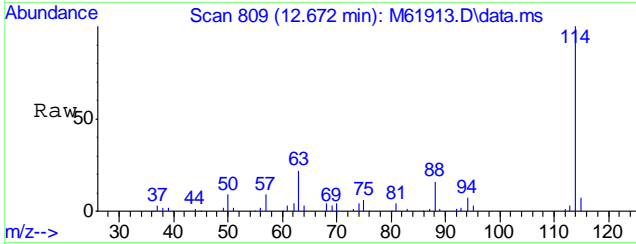
#36  
 Dibromofluoromethane  
 Concen: 20.20 ppb  
 RT: 11.458 min Scan# 694  
 Delta R.T. -0.001 min  
 Lab File: M61913.D  
 Acq: 18 Jul 2016 4:51 pm  
 Tgt Ion:111 Resp: 76953  

Ion	Ratio	Lower	Upper
111	100		
113	96.8	77.7	117.7
192	18.5	0.0	36.3

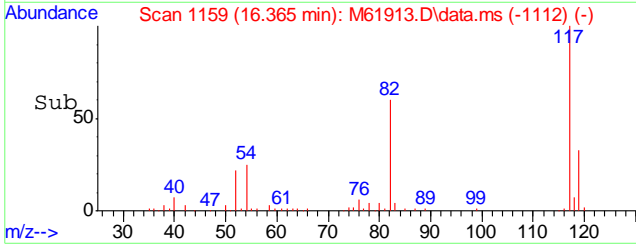
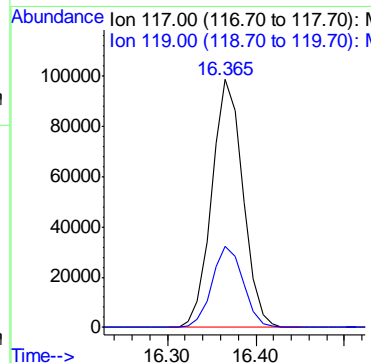
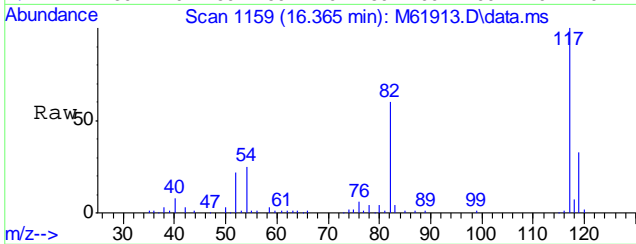


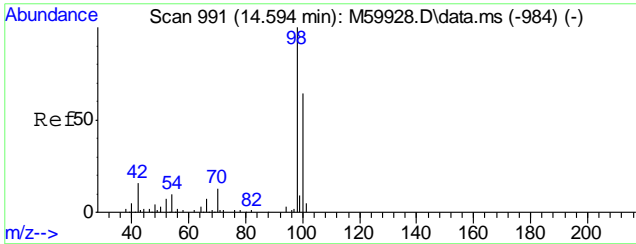


#40  
 1,4-Difluorobenzene  
 Concen: 20.00 ppb  
 RT: 12.672 min Scan# 809  
 Delta R.T. 0.010 min  
 Lab File: M61913.D  
 Acq: 18 Jul 2016 4:51 pm  
 Tgt Ion:114 Resp: 244448



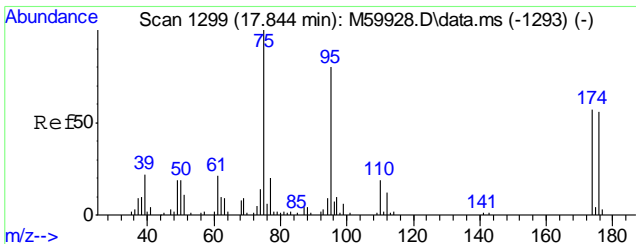
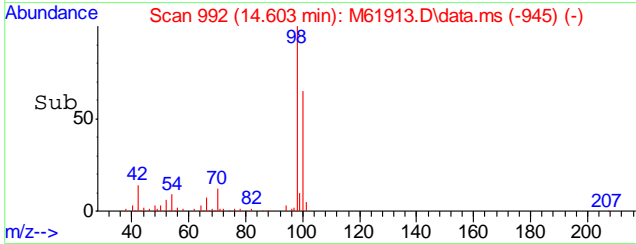
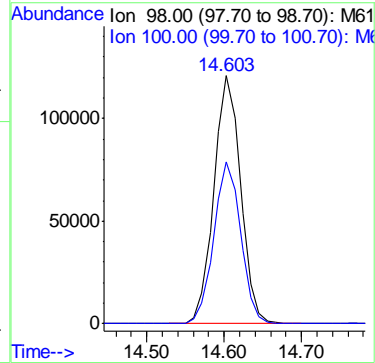
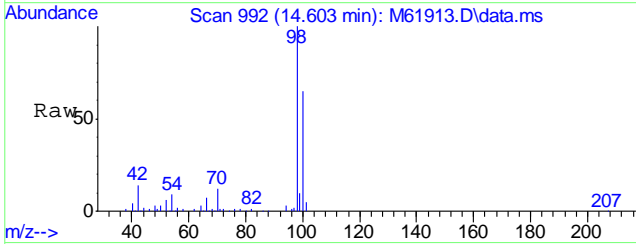
#55  
 Chlorobenzene-d5  
 Concen: 20.00 ppb  
 RT: 16.365 min Scan# 1159  
 Delta R.T. -0.001 min  
 Lab File: M61913.D  
 Acq: 18 Jul 2016 4:51 pm  
 Tgt Ion:117 Resp: 241467  
 Ion Ratio Lower Upper  
 117 100  
 119 32.7 11.2 51.2





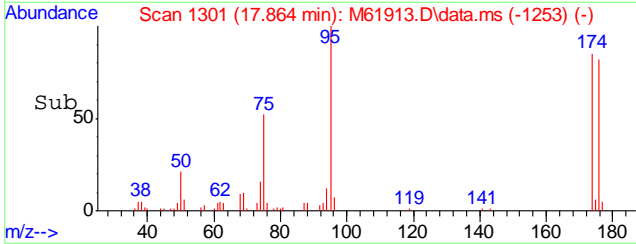
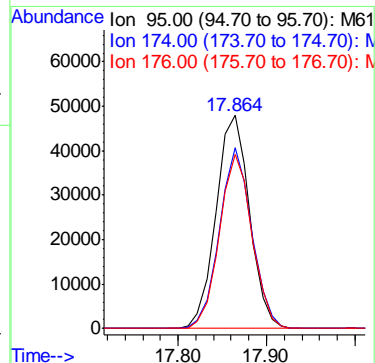
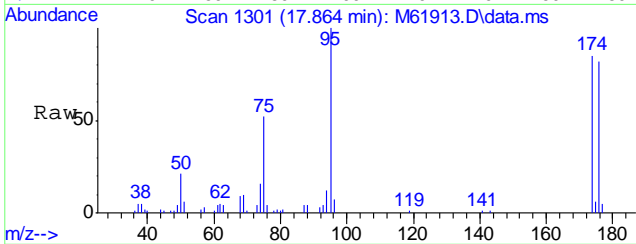
#56  
Toluene-d8  
Concen: 19.70 ppb  
RT: 14.603 min Scan# 992  
Delta R.T. -0.001 min  
Lab File: M61913.D  
Acq: 18 Jul 2016 4:51 pm

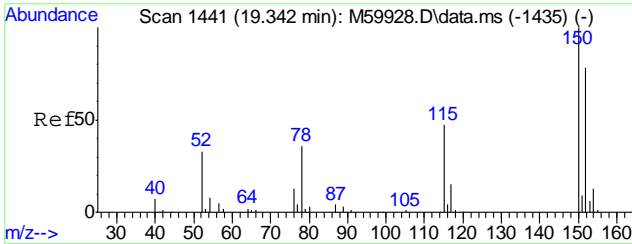
Tgt Ion	Resp	Lower	Upper
98	289959	100	
100	65.7	44.3	84.3



#74  
4-Bromofluorobenzene  
Concen: 20.59 ppb  
RT: 17.864 min Scan# 1301  
Delta R.T. 0.010 min  
Lab File: M61913.D  
Acq: 18 Jul 2016 4:51 pm

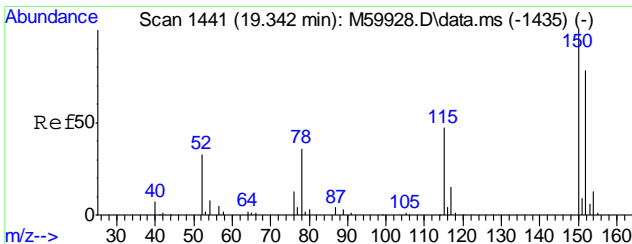
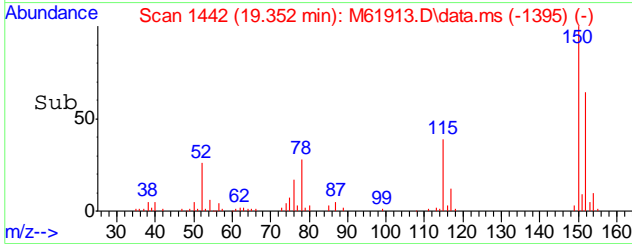
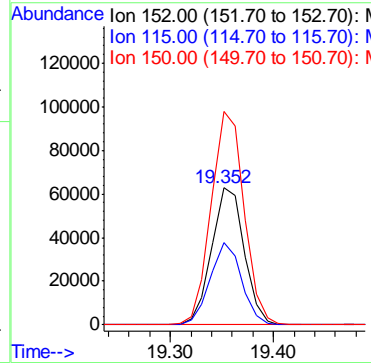
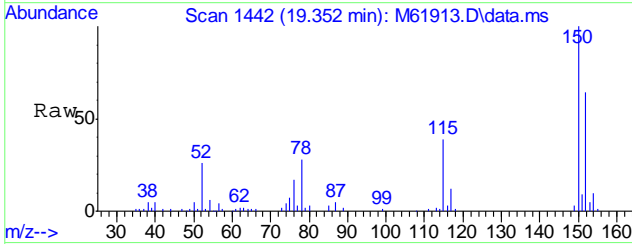
Tgt Ion	Resp	Lower	Upper
95	125901	100	
174	81.8	54.3	94.3
176	79.4	51.5	91.5





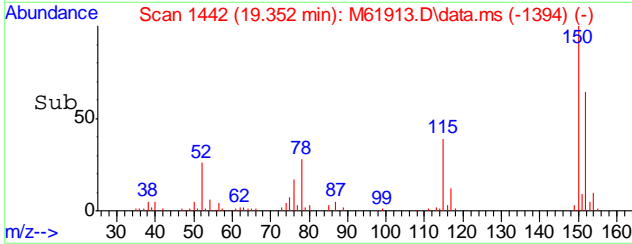
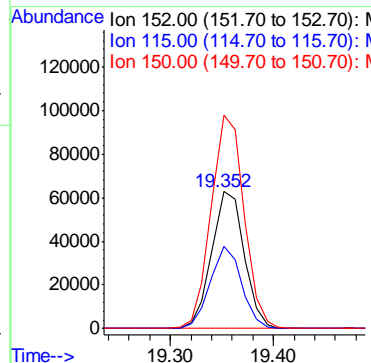
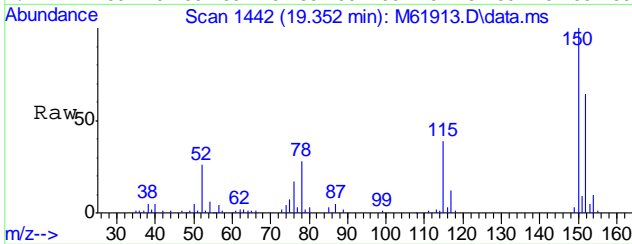
#77  
 1,4-Dichlorobenzene-d4  
 Concen: 20.00 ppb  
 RT: 19.352 min Scan# 1442  
 Delta R.T. -0.001 min  
 Lab File: M61913.D  
 Acq: 18 Jul 2016 4:51 pm

Tgt Ion	Resp	Lower	Upper
152	137692		
152	100		
115	57.7	40.9	80.9
150	156.8	178.6	218.6#

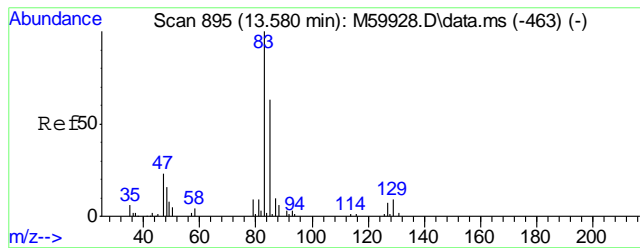


#99  
 1,4-Dichlorobenzene-d4A  
 Concen: 20.00 ppb  
 RT: 19.352 min Scan# 1442  
 Delta R.T. 0.010 min  
 Lab File: M61913.D  
 Acq: 18 Jul 2016 4:51 pm

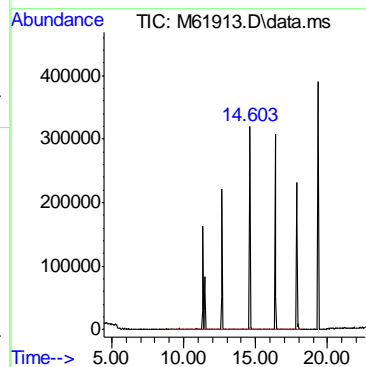
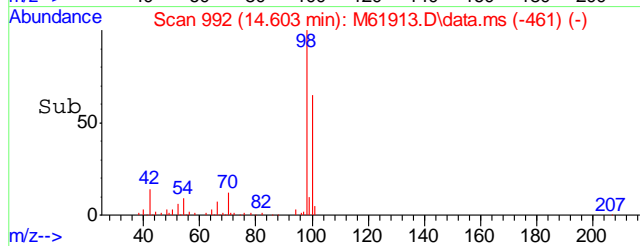
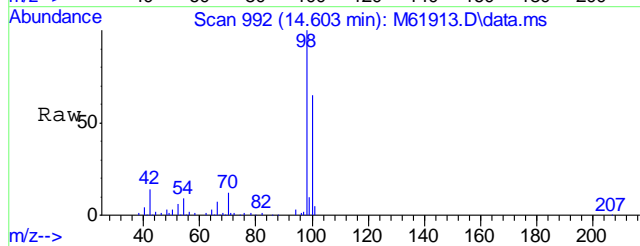
Tgt Ion	Resp	Lower	Upper
152	137692		
152	100		
115	57.7	37.3	77.3
150	156.8	176.0	216.0#







#100  
TPH-GRO (C6-C10)  
Concen: 34.74 ppb m  
RT: 14.603 min Scan# 992  
Delta R.T. 1.053 min  
Lab File: M61913.D  
Acq: 18 Jul 2016 4:51 pm  
Tgt Ion:TIC Resp: 3662668



GC Semi-volatiles

QC Data Summaries

---

Includes the following where applicable:

- Method Blank Summaries
- Blank Spike Summaries
- Matrix Spike and Duplicate Summaries

**Method Blank Summary**

**Job Number:** C46446  
**Account:** ATCCAR ATC Group Services  
**Project:** Premier Hyundai 2820 Broadway Oakland

Sample	File ID	DF	Analyzed	By	Prep Date	Prep Batch	Analytical Batch
OP14620-MB	BB5271.D	1	07/12/16	NN	07/11/16	OP14620	GBB172

The QC reported here applies to the following samples:

Method: SW846 8015B M

C46446-1, C46446-2, C46446-3, C46446-4, C46446-5, C46446-8, C46446-9

CAS No.	Compound	Result	RL	Units	Q
	TPH (C10-C28)	ND	3.3	mg/kg	
	TPH (> C28-C40)	1.36	3.3	mg/kg	J

CAS No.	Surrogate Recoveries	Limits
630-01-3	Hexacosane	76% 38-146%

# Blank Spike/Blank Spike Duplicate Summary

**Job Number:** C46446  
**Account:** ATCCAR ATC Group Services  
**Project:** Premier Hyundai 2820 Broadway Oakland

Sample	File ID	DF	Analyzed	By	Prep Date	Prep Batch	Analytical Batch
OP14620-BS	BB5269.D	1	07/12/16	NN	07/11/16	OP14620	GBB172
OP14620-BSD	BB5270.D	1	07/12/16	NN	07/11/16	OP14620	GBB172

The QC reported here applies to the following samples:

Method: SW846 8015B M

C46446-1, C46446-2, C46446-3, C46446-4, C46446-5, C46446-8, C46446-9

CAS No.	Compound	Spike mg/kg	BSP mg/kg	BSP %	BSD mg/kg	BSD %	RPD	Limits Rec/RPD
	TPH (C10-C28)	33.3	34.8	104	35.8	107	3	53-107/12
	TPH (> C28-C40)	33.3	32.6	98	34.8	104	7	59-120/14

CAS No.	Surrogate Recoveries	BSP	BSD	Limits
630-01-3	Hexacosane	75%	75%	38-146%

\* = Outside of Control Limits.

7.2.1  
7

# Matrix Spike/Matrix Spike Duplicate Summary

**Job Number:** C46446  
**Account:** ATCCAR ATC Group Services  
**Project:** Premier Hyundai 2820 Broadway Oakland

Sample	File ID	DF	Analyzed	By	Prep Date	Prep Batch	Analytical Batch
OP14620-MS	BB5278.D	20	07/12/16	NN	07/11/16	OP14620	GBB172
OP14620-MSD	BB5279.D	20	07/12/16	NN	07/11/16	OP14620	GBB172
C46446-3	BB5300.D	4	07/12/16	FL	07/11/16	OP14620	GBB173

The QC reported here applies to the following samples:

Method: SW846 8015B M

C46446-1, C46446-2, C46446-3, C46446-4, C46446-5, C46446-8, C46446-9

CAS No.	Compound	C46446-3 mg/kg	Spike Q mg/kg	MS mg/kg	MS %	Spike mg/kg	MSD mg/kg	MSD %	RPD	Limits Rec/RPD
	TPH (C10-C28)	23.9	33	69.2	155* a	33	80.0	188* a	14* a	53-107/12
	TPH (> C28-C40)	67.5	33	192	480* a	33	191	477* a	1	59-120/14

CAS No.	Surrogate Recoveries	MS	MSD	C46446-3	Limits
630-01-3	Hexacosane	74%	123%	71%	38-146%

(a) Outside laboratory control limits.

\* = Outside of Control Limits.

7.3.1  
7

GC Semi-volatiles

Raw Data

∞

Quantitation Report (QT Reviewed)

Data Path : C:\msdchem\1\DATA\GBB172\  
Data File : BB5273.D  
Signal(s) : FID2B.CH  
Acq On : 12 Jul 2016 3:06 am  
Operator : FEIL  
Sample : C46446-1 20X  
Misc : OP14620,GBB172,30.34,,,1,20,S  
ALS Vial : 35 Sample Multiplier: 1

Integration File: autoint1.e  
Quant Time: Jul 12 14:48:33 2016  
Quant Method : C:\msdchem\1\METHODS\GBB169.M  
Quant Title : DRO calibration: fron column  
QLast Update : Fri Jul 08 13:39:47 2016  
Response via : Initial Calibration  
Integrator: ChemStation 6890 Scale Mode: Large solvent peaks clipped

Volume Inj. : 1.0 uL  
Signal Phase : HP-5  
Signal Info : 0.32 mm

Compound	R.T.	Response	Conc	Units
-----				
System Monitoring Compounds				
1) S Hexacosane	8.192	3601988	3.627	ppm m
Spiked Amount	100.000	Recovery	=	3.63%
Target Compounds				
2) H TPH (C10-C28)	4.817	134052477	136.187	ppm
3) H TPH (>C28-C40)	9.372	182268660	334.909	ppm
7) H TPH (Motor Oil)	9.372	328038797	602.344	ppm
-----				

(f)=RT Delta > 1/2 Window

(m)=manual int.

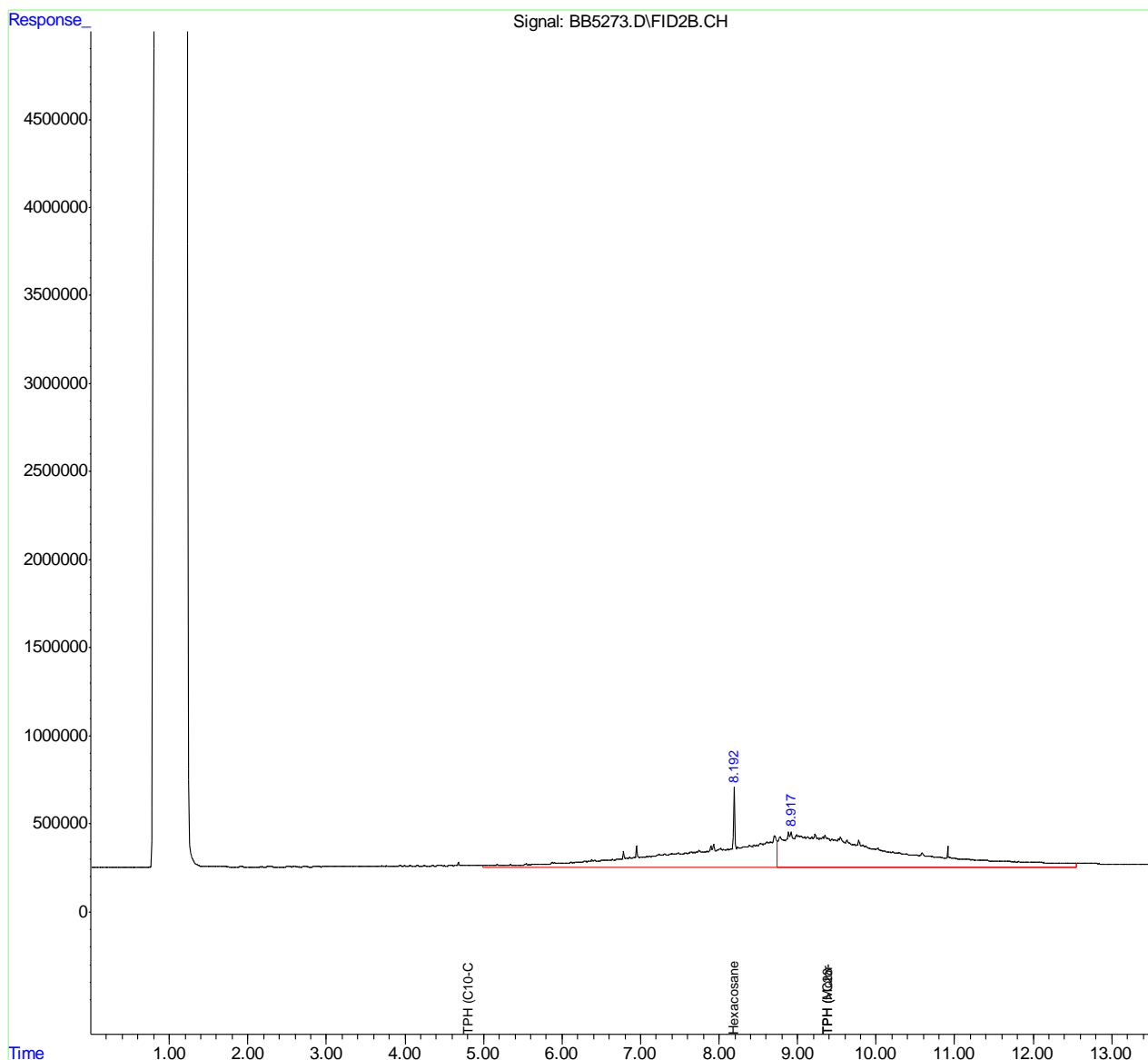
8.1.1  
8

## Quantitation Report (QT Reviewed)

Data Path : C:\msdchem\1\DATA\GBB172\  
Data File : BB5273.D  
Signal(s) : FID2B.CH  
Acq On : 12 Jul 2016 3:06 am  
Operator : FEIL  
Sample : C46446-1 20X  
Misc : OP14620,GBB172,30.34,,,1,20,S  
ALS Vial : 35 Sample Multiplier: 1

Integration File: autoint1.e  
Quant Time: Jul 12 14:48:33 2016  
Quant Method : C:\msdchem\1\METHODS\GBB169.M  
Quant Title : DRO calibration: fron column  
QLast Update : Fri Jul 08 13:39:47 2016  
Response via : Initial Calibration  
Integrator: ChemStation 6890 Scale Mode: Large solvent peaks clipped

Volume Inj. : 1.0 uL  
Signal Phase : HP-5  
Signal Info : 0.32 mm





Quantitation Report (QT Reviewed)

Data Path : C:\msdchem\1\DATA\GBB173\  
Data File : BB5298.D  
Signal(s) : FID2B.CH  
Acq On : 12 Jul 2016 1:21 pm  
Operator : NHATN  
Sample : C46446-2  
Misc : OP14620,GBB173,30.21,,,1,1,S  
ALS Vial : 5 Sample Multiplier: 1

Integration File: autoint1.e  
Quant Time: Jul 13 07:48:35 2016  
Quant Method : C:\msdchem\1\METHODS\GBB169.M  
Quant Title : DRO calibration: fron column  
QLast Update : Fri Jul 08 13:39:47 2016  
Response via : Initial Calibration  
Integrator: ChemStation 6890 Scale Mode: Large solvent peaks clipped

Volume Inj. : 1.0 uL  
Signal Phase : HP-5  
Signal Info : 0.32 mm

Compound	R.T.	Response	Conc Units
-----			
System Monitoring Compounds			
1) S Hexacosane	8.200	69937384	70.414 ppm
Spiked Amount	100.000	Recovery	= 70.41%
Target Compounds			
2) H TPH (C10-C28)	4.817	123583367	125.552 ppm
3) H TPH (>C28-C40)	9.372	154487398	283.863 ppm
6) H TPH (Diesel)	4.817	124131686	126.152 ppm
7) H TPH (Motor Oil)	9.372	154220859	283.180 ppm
-----			

(f)=RT Delta > 1/2 Window (m)=manual int.

8.12  
8

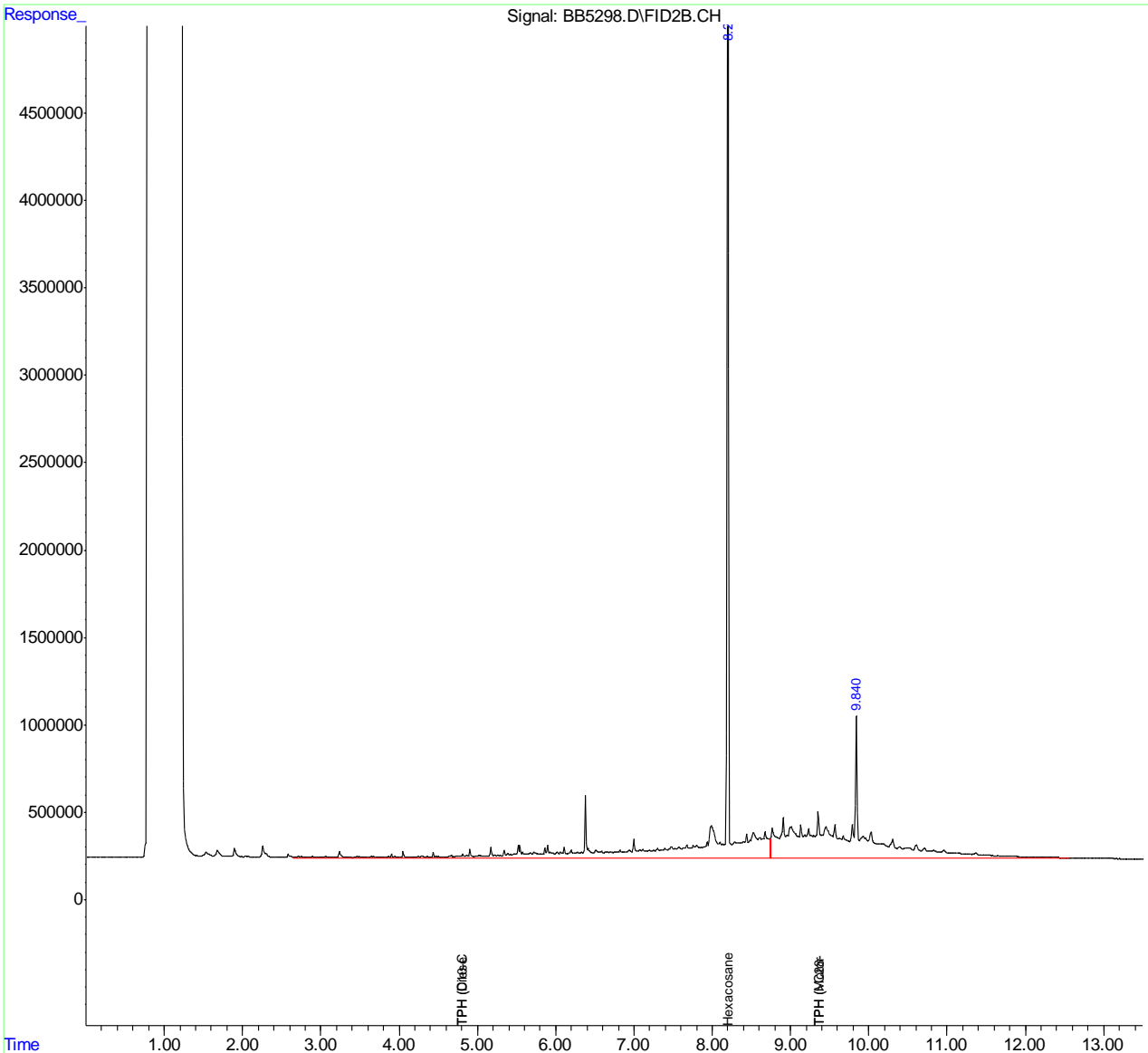
Quantitation Report (QT Reviewed)

Data Path : C:\msdchem\1\DATA\GBB173\  
Data File : BB5298.D  
Signal(s) : FID2B.CH  
Acq On : 12 Jul 2016 1:21 pm  
Operator : NHATN  
Sample : C46446-2  
Misc : OP14620,GBB173,30.21,,,1,1,S  
ALS Vial : 5 Sample Multiplier: 1

Integration File: autoint1.e  
Quant Time: Jul 13 07:48:35 2016  
Quant Method : C:\msdchem\1\METHODS\GBB169.M  
Quant Title : DRO calibration: from column  
QLast Update : Fri Jul 08 13:39:47 2016  
Response via : Initial Calibration  
Integrator: ChemStation 6890 Scale Mode: Large solvent peaks clipped

Volume Inj. : 1.0 uL  
Signal Phase : HP-5  
Signal Info : 0.32 mm

8.12  
8



Quantitation Report (QT Reviewed)

Data Path : C:\msdchem\1\DATA\GBB173\  
Data File : BB5300.D  
Signal(s) : FID2B.CH  
Acq On : 12 Jul 2016 2:01 pm  
Operator : NHATN  
Sample : C46446-3  
Misc : OP14620,GBB173,30.36,,,1,4,S  
ALS Vial : 7 Sample Multiplier: 1

Integration File: autoint1.e  
Quant Time: Jul 13 08:02:19 2016  
Quant Method : C:\msdchem\1\METHODS\GBB169.M  
Quant Title : DRO calibration: fron column  
QLast Update : Fri Jul 08 13:39:47 2016  
Response via : Initial Calibration  
Integrator: ChemStation 6890 Scale Mode: Large solvent peaks clipped

Volume Inj. : 1.0 uL  
Signal Phase : HP-5  
Signal Info : 0.32 mm

Compound	R.T.	Response	Conc Units
-----			
System Monitoring Compounds			
1) S Hexacosane	8.194	17562699	17.682 ppm
Spiked Amount	100.000	Recovery	= 17.68%
Target Compounds			
2) H TPH (C10-C28)	4.817	178859234	181.708 ppm
3) H TPH (>C28-C40)	9.372	278714302	512.123 ppm
6) H TPH (Diesel)	4.817	179718639	182.644 ppm
7) H TPH (Motor Oil)	9.372	279916083	513.981 ppm
-----			

(f)=RT Delta > 1/2 Window (m)=manual int.

8.13  
8

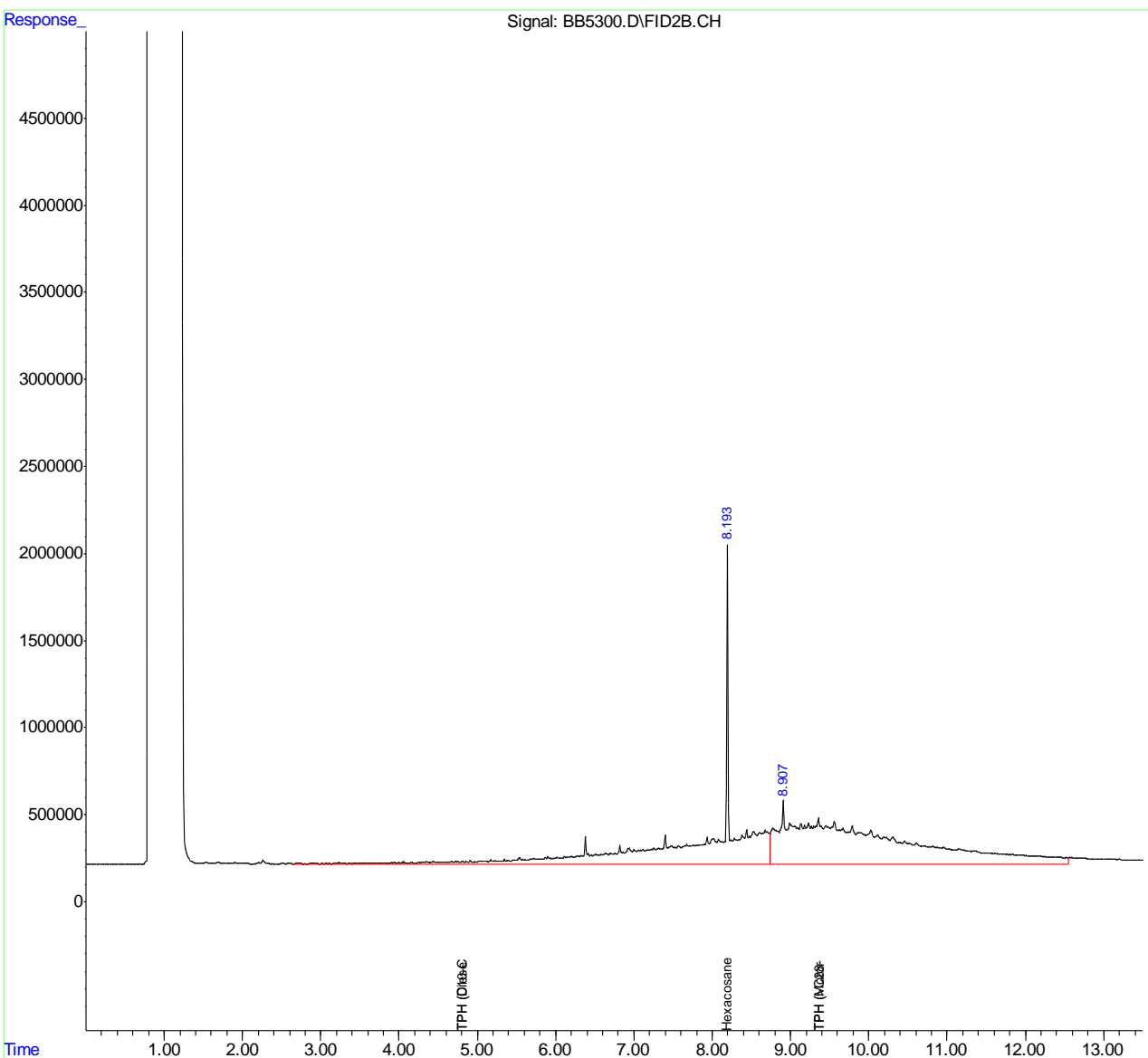
Quantitation Report (QT Reviewed)

Data Path : C:\msdchem\1\DATA\GBB173\  
Data File : BB5300.D  
Signal(s) : FID2B.CH  
Acq On : 12 Jul 2016 2:01 pm  
Operator : NHATN  
Sample : C46446-3  
Misc : OP14620,GBB173,30.36,,,1,4,S  
ALS Vial : 7 Sample Multiplier: 1

Integration File: autoint1.e  
Quant Time: Jul 13 08:02:19 2016  
Quant Method : C:\msdchem\1\METHODS\GBB169.M  
Quant Title : DRO calibration: from column  
QLast Update : Fri Jul 08 13:39:47 2016  
Response via : Initial Calibration  
Integrator: ChemStation 6890 Scale Mode: Large solvent peaks clipped

Volume Inj. : 1.0 uL  
Signal Phase : HP-5  
Signal Info : 0.32 mm

8.1.3  
8



Quantitation Report (QT Reviewed)

Data Path : C:\msdchem\1\DATA\GBB172\  
Data File : BB5266.D  
Signal(s) : FID2B.CH  
Acq On : 12 Jul 2016 12:45 am  
Operator : FEIL  
Sample : C46446-4  
Misc : OP14620,GBB172,30.11,,,1,1,S  
ALS Vial : 29 Sample Multiplier: 1

Integration File: autoint1.e  
Quant Time: Jul 12 14:37:18 2016  
Quant Method : C:\msdchem\1\METHODS\GBB169.M  
Quant Title : DRO calibration: fron column  
QLast Update : Fri Jul 08 13:39:47 2016  
Response via : Initial Calibration  
Integrator: ChemStation 6890 Scale Mode: Large solvent peaks clipped

Volume Inj. : 1.0 uL  
Signal Phase : HP-5  
Signal Info : 0.32 mm

Compound	R.T.	Response	Conc Units
-----			
System Monitoring Compounds			
1) S Hexacosane	8.201	67623015	68.084 ppm
Spiked Amount	100.000	Recovery	= 68.08%
Target Compounds			
2) H TPH (C10-C28)	4.817	115439217	117.278 ppm
3) H TPH (>C28-C40)	9.372	65162256	119.732 ppm
6) H TPH (Diesel)	4.817	115439217	117.318 ppm
7) H TPH (Motor Oil)	9.372	65162256	119.651 ppm
-----			

(f)=RT Delta > 1/2 Window (m)=manual int.

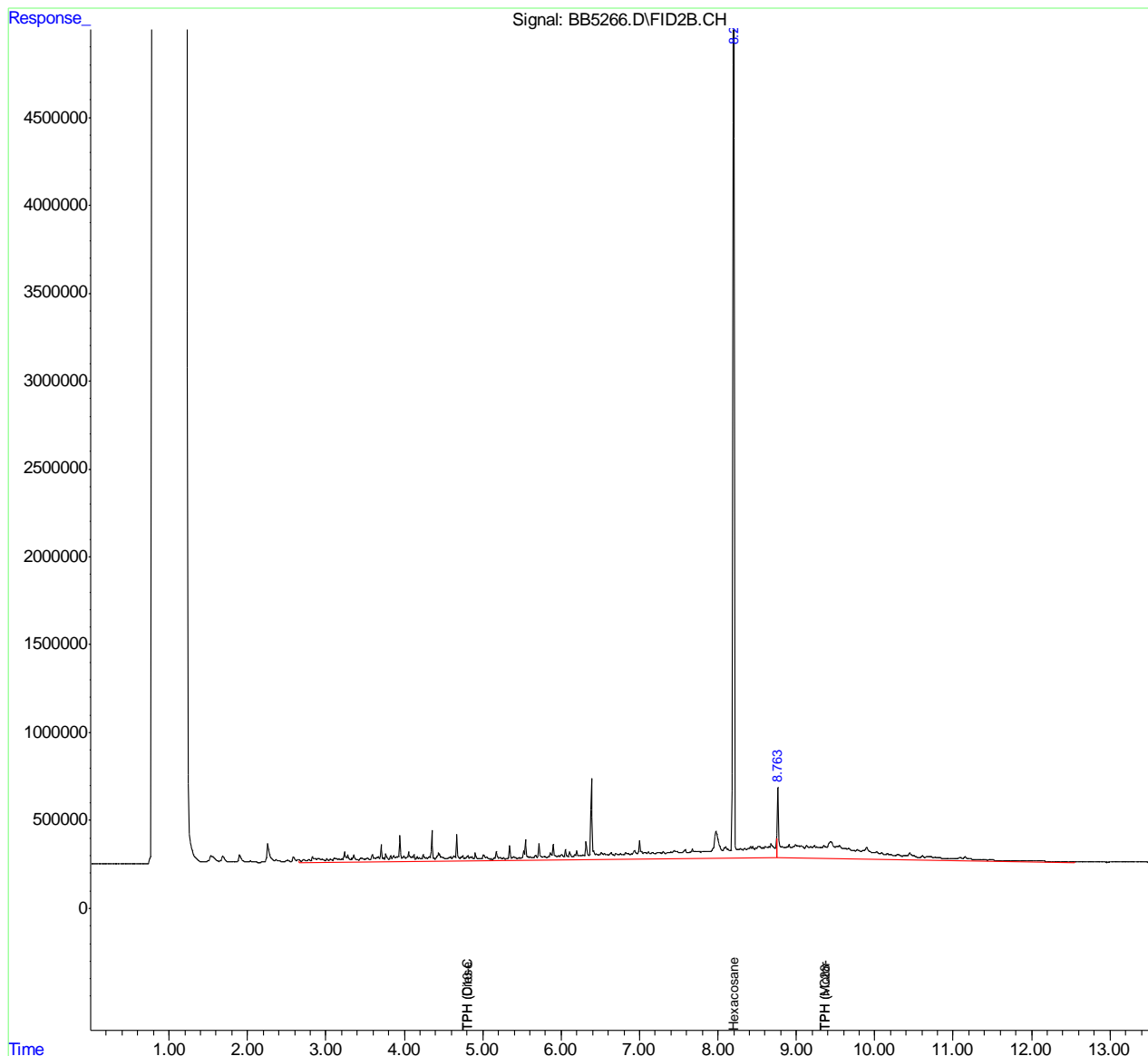
8.14  
8

Quantitation Report (QT Reviewed)

Data Path : C:\msdchem\1\DATA\GBB172\  
 Data File : BB5266.D  
 Signal(s) : FID2B.CH  
 Acq On : 12 Jul 2016 12:45 am  
 Operator : FEIL  
 Sample : C46446-4  
 Misc : OP14620,GBB172,30.11,,,1,1,S  
 ALS Vial : 29 Sample Multiplier: 1

Integration File: autoint1.e  
 Quant Time: Jul 12 14:37:18 2016  
 Quant Method : C:\msdchem\1\METHODS\GBB169.M  
 Quant Title : DRO calibration: from column  
 QLast Update : Fri Jul 08 13:39:47 2016  
 Response via : Initial Calibration  
 Integrator: ChemStation 6890 Scale Mode: Large solvent peaks clipped

Volume Inj. : 1.0 uL  
 Signal Phase : HP-5  
 Signal Info : 0.32 mm



8.1.4  
8

Quantitation Report (QT Reviewed)

Data Path : C:\msdchem\1\DATA\GBB172\  
Data File : BB5267.D  
Signal(s) : FID2B.CH  
Acq On : 12 Jul 2016 1:05 am  
Operator : FEIL  
Sample : C46446-5 10X  
Misc : OP14620,GBB172,30.29,,,1,10,S  
ALS Vial : 30 Sample Multiplier: 1

Integration File: autoint1.e  
Quant Time: Jul 12 14:39:03 2016  
Quant Method : C:\msdchem\1\METHODS\GBB169.M  
Quant Title : DRO calibration: fron column  
QLast Update : Fri Jul 08 13:39:47 2016  
Response via : Initial Calibration  
Integrator: ChemStation 6890 Scale Mode: Large solvent peaks clipped

Volume Inj. : 1.0 uL  
Signal Phase : HP-5  
Signal Info : 0.32 mm

Compound	R.T.	Response	Conc Units
-----			
System Monitoring Compounds			
1) S Hexacosane	8.196	6581047	6.626 ppm
Spiked Amount 100.000		Recovery =	6.63%
Target Compounds			
2) H TPH (C10-C28)	4.817	1082808472	1100.054 ppm
3) H TPH (>C28-C40)	9.372	246306637	452.576 ppm
6) H TPH (Diesel)	4.817	1082011994	1099.622 ppm
7) H TPH (Motor Oil)	9.372	245444604	450.685 ppm
-----			

(f)=RT Delta > 1/2 Window (m)=manual int.

8.15  
8

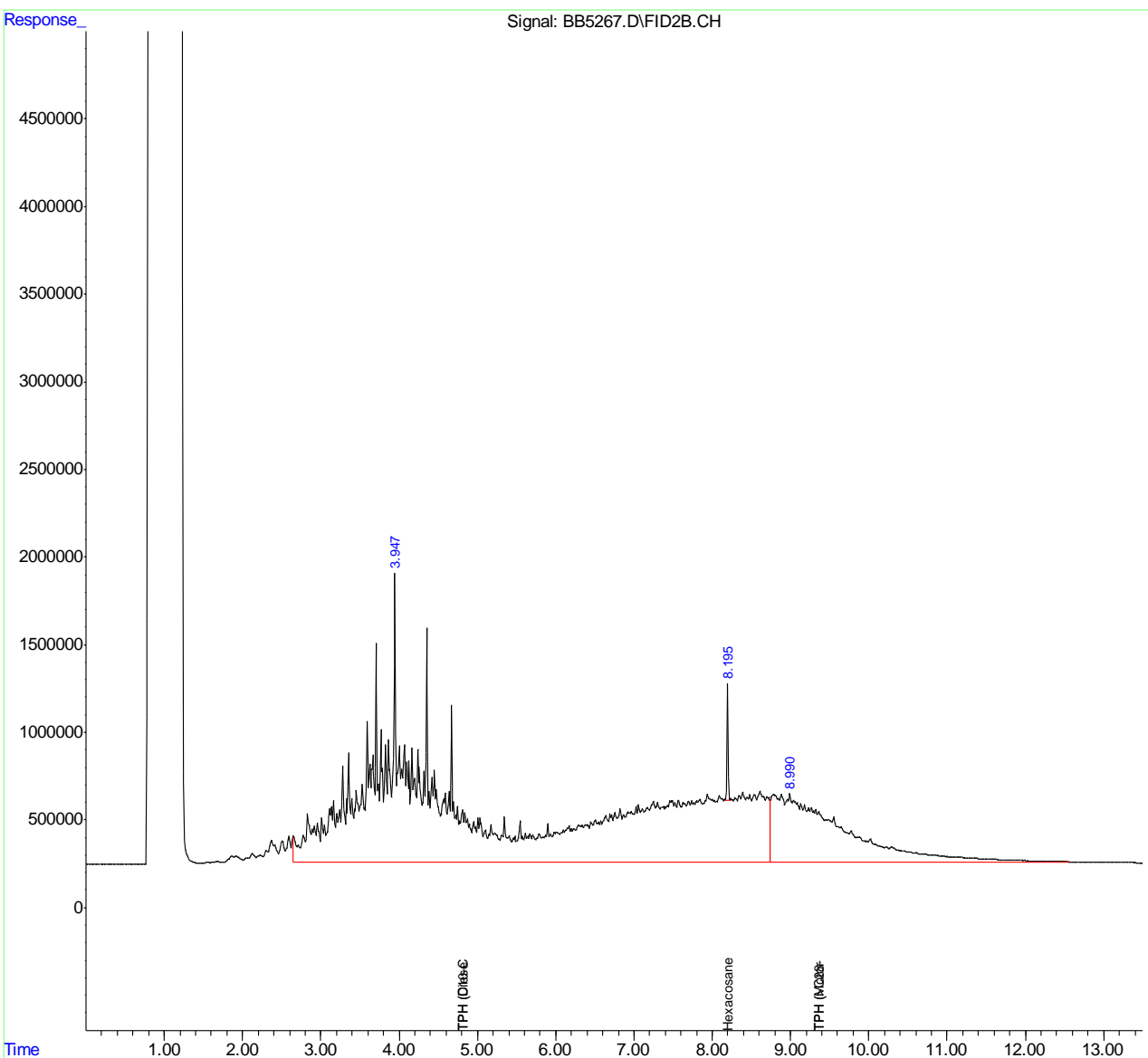
Quantitation Report (QT Reviewed)

Data Path : C:\msdchem\1\DATA\GBB172\  
Data File : BB5267.D  
Signal(s) : FID2B.CH  
Acq On : 12 Jul 2016 1:05 am  
Operator : FEIL  
Sample : C46446-5 10X  
Misc : OP14620,GBB172,30.29,,,1,10,S  
ALS Vial : 30 Sample Multiplier: 1

Integration File: autoint1.e  
Quant Time: Jul 12 14:39:03 2016  
Quant Method : C:\msdchem\1\METHODS\GBB169.M  
Quant Title : DRO calibration: fron column  
QLast Update : Fri Jul 08 13:39:47 2016  
Response via : Initial Calibration  
Integrator: ChemStation 6890 Scale Mode: Large solvent peaks clipped

Volume Inj. : 1.0 uL  
Signal Phase : HP-5  
Signal Info : 0.32 mm

8.1.5  
8





Quantitation Report (QT Reviewed)

Data Path : C:\msdchem\1\DATA\GBB172\  
Data File : BB5275.D  
Signal(s) : FID2B.CH  
Acq On : 12 Jul 2016 3:46 am  
Operator : FEIL  
Sample : C46446-8 20X  
Misc : OP14620,GBB172,30.12,,,1,20,S  
ALS Vial : 37 Sample Multiplier: 1

Integration File: autoint1.e  
Quant Time: Jul 12 14:50:55 2016  
Quant Method : C:\msdchem\1\METHODS\GBB169.M  
Quant Title : DRO calibration: fron column  
QLast Update : Fri Jul 08 13:39:47 2016  
Response via : Initial Calibration  
Integrator: ChemStation 6890 Scale Mode: Large solvent peaks clipped

Volume Inj. : 1.0 uL  
Signal Phase : HP-5  
Signal Info : 0.32 mm

Compound	R.T.	Response	Conc	Units
-----				
System Monitoring Compounds				
1) S Hexacosane	8.193	3390153	3.413 ppm	m
Spiked Amount	100.000	Recovery	=	3.41%
Target Compounds				
2) H TPH (C10-C28)	4.817	119748160	121.655 ppm	
3) H TPH (>C28-C40)	9.372	189684845	348.536 ppm	
7) H TPH (Motor Oil)	9.372	307503959	564.638 ppm	
-----				

(f)=RT Delta > 1/2 Window (m)=manual int.

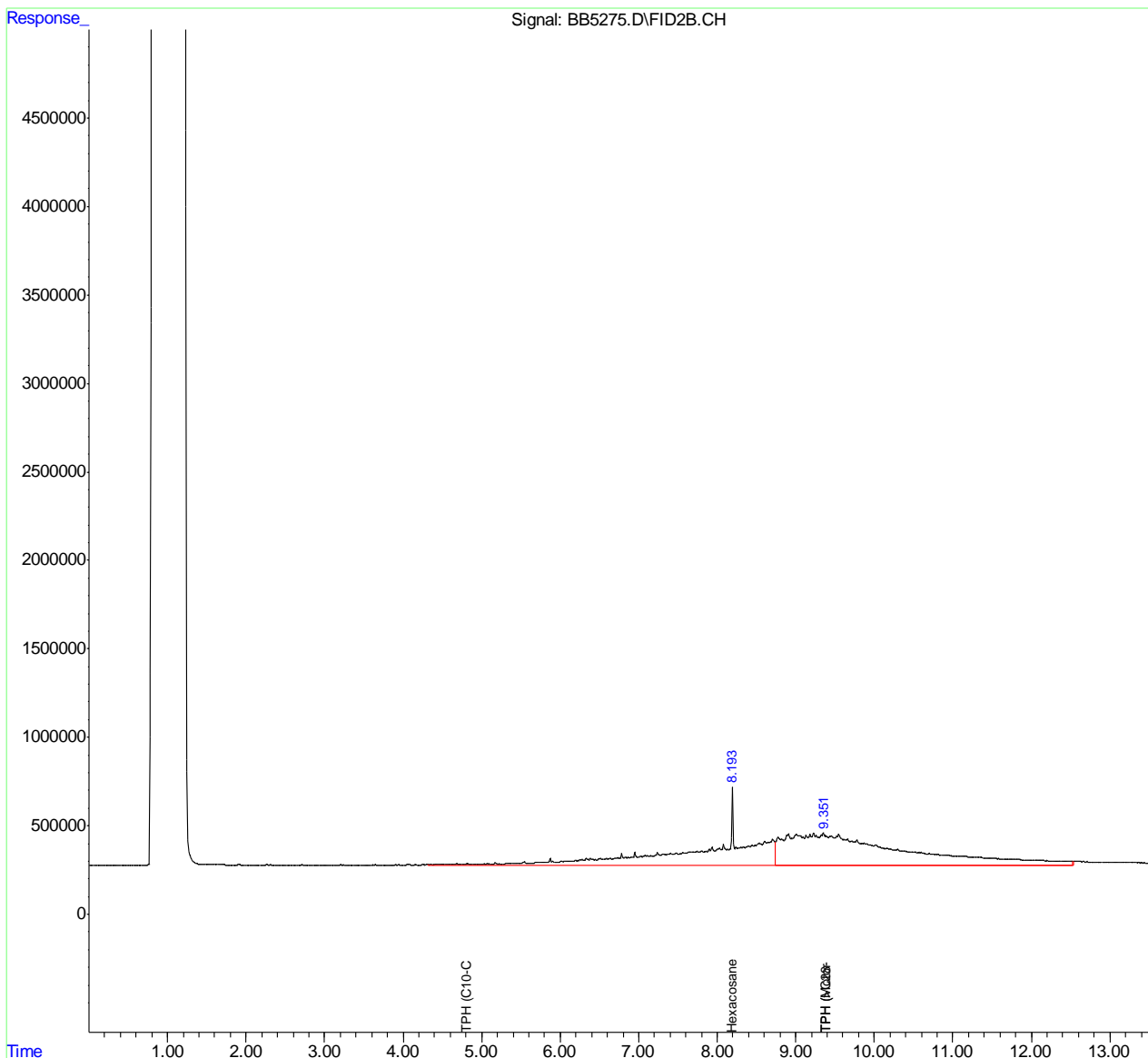
8.16  
8

Quantitation Report (QT Reviewed)

Data Path : C:\msdchem\1\DATA\GBB172\  
Data File : BB5275.D  
Signal(s) : FID2B.CH  
Acq On : 12 Jul 2016 3:46 am  
Operator : FEIL  
Sample : C46446-8 20X  
Misc : OP14620,GBB172,30.12,,,1,20,S  
ALS Vial : 37 Sample Multiplier: 1

Integration File: autoint1.e  
Quant Time: Jul 12 14:50:55 2016  
Quant Method : C:\msdchem\1\METHODS\GBB169.M  
Quant Title : DRO calibration: fron column  
QLast Update : Fri Jul 08 13:39:47 2016  
Response via : Initial Calibration  
Integrator: ChemStation 6890 Scale Mode: Large solvent peaks clipped

Volume Inj. : 1.0 uL  
Signal Phase : HP-5  
Signal Info : 0.32 mm



8.1.6  
8

Quantitation Report (QT Reviewed)

Data Path : C:\msdchem\1\DATA\GBB173\  
Data File : BB5299.D  
Signal(s) : FID2B.CH  
Acq On : 12 Jul 2016 1:41 pm  
Operator : NHATN  
Sample : C46446-9  
Misc : OP14620,GBB173,30.33,,,1,1,S  
ALS Vial : 6 Sample Multiplier: 1

Integration File: autoint1.e  
Quant Time: Jul 13 07:57:33 2016  
Quant Method : C:\msdchem\1\METHODS\GBB169.M  
Quant Title : DRO calibration: fron column  
QLast Update : Fri Jul 08 13:39:47 2016  
Response via : Initial Calibration  
Integrator: ChemStation 6890 Scale Mode: Large solvent peaks clipped

Volume Inj. : 1.0 uL  
Signal Phase : HP-5  
Signal Info : 0.32 mm

Compound	R.T.	Response	Conc Units
-----			
System Monitoring Compounds			
1) S Hexacosane	8.202	89633599	90.244 ppm
Spiked Amount	100.000	Recovery =	90.24%
Target Compounds			
2) H TPH (C10-C28)	4.817	40000387	40.637 ppm
3) H TPH (>C28-C40)	9.372	60510495	111.185 ppm
6) H TPH (Diesel)	4.817	40000387	40.651 ppm
7) H TPH (Motor Oil)	9.372	60510495	111.109 ppm
-----			

(f)=RT Delta > 1/2 Window

(m)=manual int.

8.17  
8

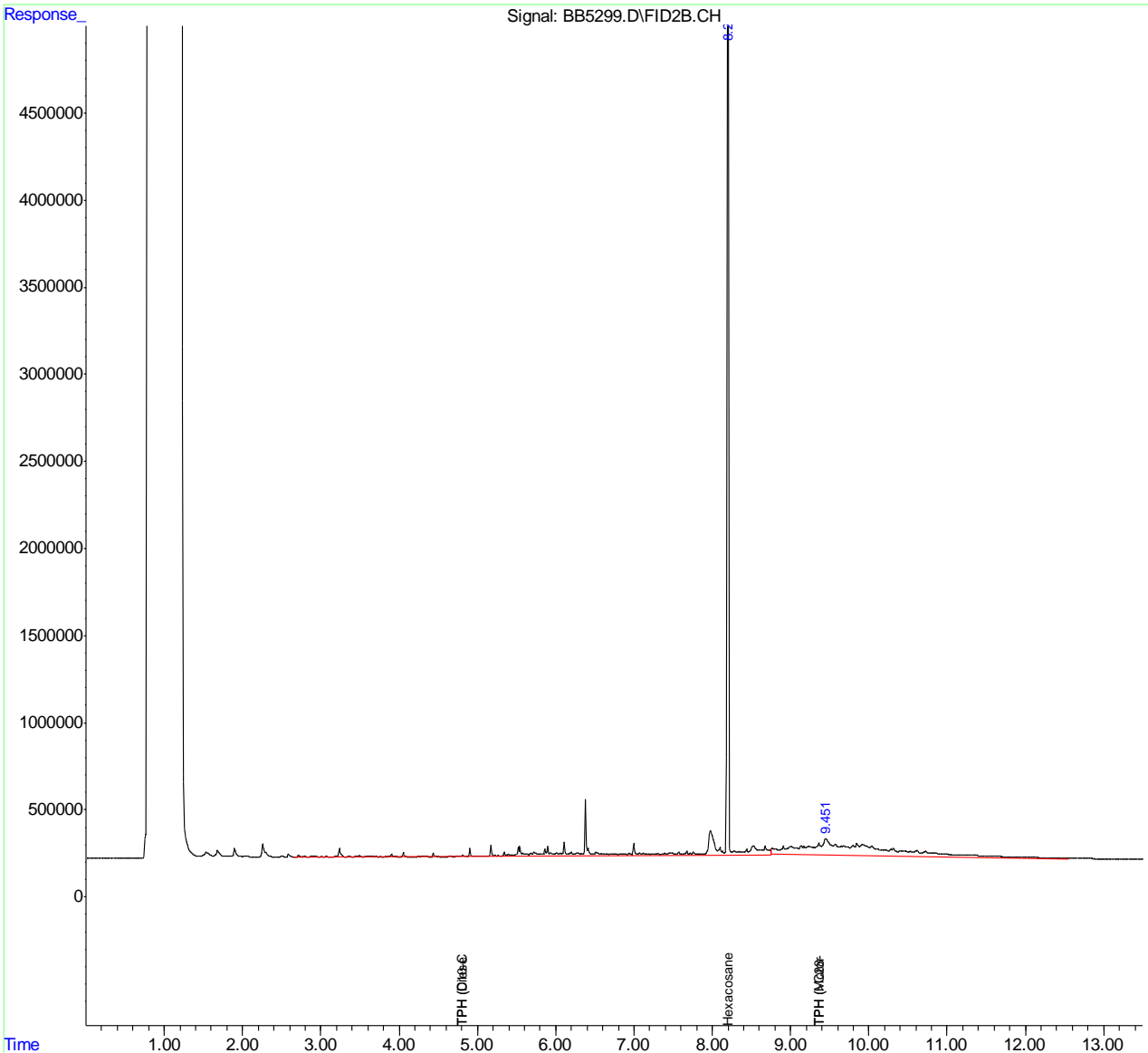
Quantitation Report (QT Reviewed)

Data Path : C:\msdchem\1\DATA\GBB173\  
Data File : BB5299.D  
Signal(s) : FID2B.CH  
Acq On : 12 Jul 2016 1:41 pm  
Operator : NHATN  
Sample : C46446-9  
Misc : OP14620,GBB173,30.33,,,1,1,S  
ALS Vial : 6 Sample Multiplier: 1

Integration File: autoint1.e  
Quant Time: Jul 13 07:57:33 2016  
Quant Method : C:\msdchem\1\METHODS\GBB169.M  
Quant Title : DRO calibration: from column  
QLast Update : Fri Jul 08 13:39:47 2016  
Response via : Initial Calibration  
Integrator: ChemStation 6890 Scale Mode: Large solvent peaks clipped

Volume Inj. : 1.0 uL  
Signal Phase : HP-5  
Signal Info : 0.32 mm

8.1.7  
8



Quantitation Report (QT Reviewed)

Data Path : C:\msdchem\1\DATA\GBB172\  
 Data File : BB5271.D  
 Signal(s) : FID2B.CH  
 Acq On : 12 Jul 2016 2:26 am  
 Operator : FEIL  
 Sample : OP14620-MB  
 Misc : OP14620,GBB172,30.00,,,1,1,S  
 ALS Vial : 34 Sample Multiplier: 1

Integration File: autoint1.e  
 Quant Time: Jul 12 14:44:07 2016  
 Quant Method : C:\msdchem\1\METHODS\GBB169.M  
 Quant Title : DRO calibration: fron column  
 QLast Update : Fri Jul 08 13:39:47 2016  
 Response via : Initial Calibration  
 Integrator: ChemStation 6890 Scale Mode: Large solvent peaks clipped

Volume Inj. : 1.0 uL  
 Signal Phase : HP-5  
 Signal Info : 0.32 mm

Compound	R.T.	Response	Conc Units
-----			
System Monitoring Compounds			
1) S Hexacosane	8.201	75576260	76.091 ppm
Spiked Amount	100.000	Recovery	= 76.09%
Target Compounds			
2) H TPH (C10-C28)	4.817	29503841	29.974 ppm
3) H TPH (>C28-C40)	9.372	22158936	40.716 ppm
6) H TPH (Diesel)	4.817	29503841	29.984 ppm
7) H TPH (Motor Oil)	9.372	21176888	38.885 ppm
-----			

(f)=RT Delta > 1/2 Window

(m)=manual int.

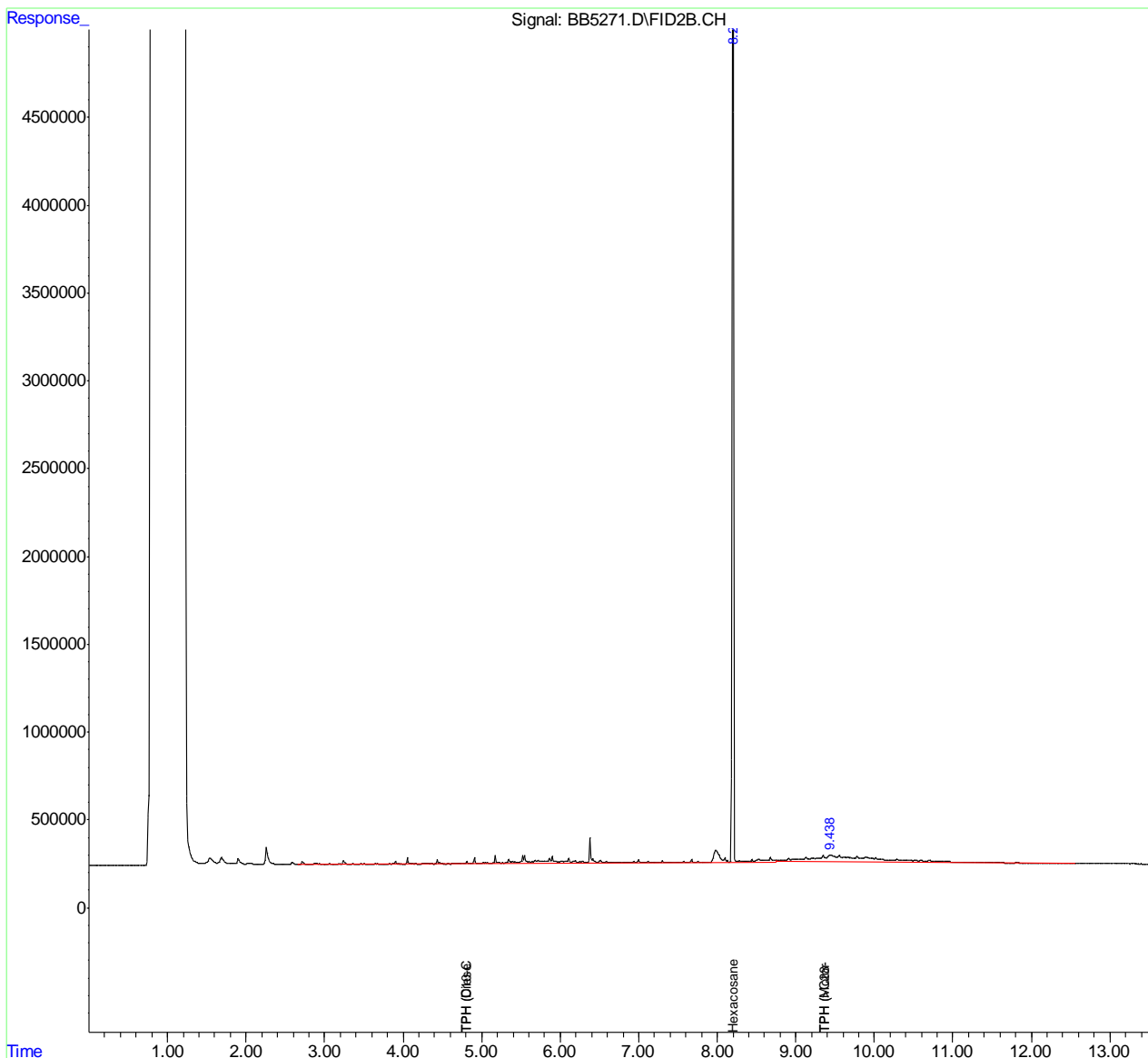
8.2.1  
8

Quantitation Report (QT Reviewed)

Data Path : C:\msdchem\1\DATA\GBB172\  
 Data File : BB5271.D  
 Signal(s) : FID2B.CH  
 Acq On : 12 Jul 2016 2:26 am  
 Operator : FEIL  
 Sample : OP14620-MB  
 Misc : OP14620,GBB172,30.00,,,1,1,S  
 ALS Vial : 34 Sample Multiplier: 1

Integration File: autoint1.e  
 Quant Time: Jul 12 14:44:07 2016  
 Quant Method : C:\msdchem\1\METHODS\GBB169.M  
 Quant Title : DRO calibration: fron column  
 QLast Update : Fri Jul 08 13:39:47 2016  
 Response via : Initial Calibration  
 Integrator: ChemStation 6890 Scale Mode: Large solvent peaks clipped

Volume Inj. : 1.0 uL  
 Signal Phase : HP-5  
 Signal Info : 0.32 mm



8.2.1  
8

## Metals Analysis

---

### QC Data Summaries

---

Includes the following where applicable:

- Method Blank Summaries
- Matrix Spike and Duplicate Summaries
- Blank Spike and Lab Control Sample Summaries
- Serial Dilution Summaries

BLANK RESULTS SUMMARY  
Part 2 - Method Blanks

Login Number: C46446  
Account: ATCCAR - ATC Group Services  
Project: Premier Hyundai 2820 Broadway Oakland

QC Batch ID: MP11596  
Matrix Type: SOLID

Methods: SW846 6010B  
Units: mg/kg

Prep Date: 07/11/16

Metal	RL	IDL	MDL	MB raw	final
Aluminum	20	.54	1.5		
Antimony	2.0	.16	.18		
Arsenic	2.0	.17	.17		
Barium	20	.025	.09		
Beryllium	1.0	.019	.01		
Boron	10	.27	.15		
Cadmium	1.0	.032	.031		
Calcium	500	1.9	4.5		
Chromium	1.0	.12	.054		
Cobalt	1.0	.049	.025		
Copper	2.5	.1	.15		
Iron	20	.51	.76		
Lead	2.0	.11	.14	-0.030	<2.0
Magnesium	500	3.7	2.1		
Manganese	1.5	.021	.026		
Molybdenum	2.0	.11	.04		
Nickel	1.0	.045	.047		
Potassium	1000	2.9	4.6		
Selenium	2.0	.49	.33		
Silicon	20	.22	.43		
Silver	1.0	.089	.067		
Sodium	1000	2.6	1.2		
Strontium	1.0	.014	.018		
Thallium	2.0	.39	.12		
Tin	50	.3	.28		
Titanium	1.0	.076	.13		
Vanadium	1.0	.043	.074		
Zinc	2.0	.11	.22		

Associated samples MP11596: C46446-1, C46446-2, C46446-3, C46446-4, C46446-5, C46446-8, C46446-9

Results < IDL are shown as zero for calculation purposes  
(\* ) Outside of QC limits  
(anr) Analyte not requested

9.1.1  
9



MATRIX SPIKE AND DUPLICATE RESULTS SUMMARY

Login Number: C46446  
 Account: ATCCAR - ATC Group Services  
 Project: Premier Hyundai 2820 Broadway Oakland

QC Batch ID: MP11596  
 Matrix Type: SOLID

Methods: SW846 6010B  
 Units: mg/kg

Prep Date: 07/11/16

Metal	C46446-9 Original MS	SpikeLot MPIR5	% Rec	QC Limits	
Aluminum					
Antimony	anr				
Arsenic	anr				
Barium	anr				
Beryllium	anr				
Boron					
Cadmium	anr				
Calcium					
Chromium	anr				
Cobalt	anr				
Copper	anr				
Iron					
Lead	4.3	47.5	46.3	93.3	75-125
Magnesium					
Manganese					
Molybdenum	anr				
Nickel	anr				
Potassium					
Selenium	anr				
Silicon					
Silver	anr				
Sodium					
Strontium					
Thallium	anr				
Tin					
Titanium					
Vanadium	anr				
Zinc	anr				

Associated samples MP11596: C46446-1, C46446-2, C46446-3, C46446-4, C46446-5, C46446-8, C46446-9

Results < IDL are shown as zero for calculation purposes  
 (\*) Outside of QC limits  
 (N) Matrix Spike Rec. outside of QC limits  
 (anr) Analyte not requested

9.1.2  
 9

MATRIX SPIKE AND DUPLICATE RESULTS SUMMARY

Login Number: C46446  
 Account: ATCCAR - ATC Group Services  
 Project: Premier Hyundai 2820 Broadway Oakland

QC Batch ID: MP11596  
 Matrix Type: SOLID

Methods: SW846 6010B  
 Units: mg/kg

Prep Date: 07/11/16

Metal	C46446-9 Original MSD	SpikeLot MPIR5	% Rec	MSD RPD	QC Limit
Aluminum					
Antimony	anr				
Arsenic	anr				
Barium	anr				
Beryllium	anr				
Boron					
Cadmium	anr				
Calcium					
Chromium	anr				
Cobalt	anr				
Copper	anr				
Iron					
Lead	4.3	46.8	47.2	90.1	1.5 20
Magnesium					
Manganese					
Molybdenum	anr				
Nickel	anr				
Potassium					
Selenium	anr				
Silicon					
Silver	anr				
Sodium					
Strontium					
Thallium	anr				
Tin					
Titanium					
Vanadium	anr				
Zinc	anr				

Associated samples MP11596: C46446-1, C46446-2, C46446-3, C46446-4, C46446-5, C46446-8, C46446-9

Results < IDL are shown as zero for calculation purposes  
 (\*) Outside of QC limits  
 (N) Matrix Spike Rec. outside of QC limits  
 (anr) Analyte not requested

9.1.2  
 9

SPIKE BLANK AND LAB CONTROL SAMPLE SUMMARY

Login Number: C46446  
 Account: ATCCAR - ATC Group Services  
 Project: Premier Hyundai 2820 Broadway Oakland

QC Batch ID: MP11596  
 Matrix Type: SOLID

Methods: SW846 6010B  
 Units: mg/kg

Prep Date: 07/11/16

Metal	BSP Result	Spikelot MPIR5	% Rec	QC Limits
Aluminum				
Antimony	anr			
Arsenic	anr			
Barium	anr			
Beryllium	anr			
Boron				
Cadmium	anr			
Calcium				
Chromium	anr			
Cobalt	anr			
Copper	anr			
Iron				
Lead	45.3	50	90.6	80-120
Magnesium				
Manganese				
Molybdenum	anr			
Nickel	anr			
Potassium				
Selenium	anr			
Silicon				
Silver	anr			
Sodium				
Strontium				
Thallium	anr			
Tin				
Titanium				
Vanadium	anr			
Zinc	anr			

Associated samples MP11596: C46446-1, C46446-2, C46446-3, C46446-4, C46446-5, C46446-8, C46446-9

Results < IDL are shown as zero for calculation purposes  
 (\*) Outside of QC limits  
 (anr) Analyte not requested

9.1.3  
 9

SERIAL DILUTION RESULTS SUMMARY

Login Number: C46446  
 Account: ATCCAR - ATC Group Services  
 Project: Premier Hyundai 2820 Broadway Oakland

QC Batch ID: MP11596  
 Matrix Type: SOLID

Methods: SW846 6010B  
 Units: ug/l

Prep Date: 07/11/16

Metal	C46446-9 Original	SDL 1:5	%DIF	QC Limits
-------	----------------------	---------	------	--------------

Aluminum				
Antimony	anr			
Arsenic	anr			
Barium	anr			
Beryllium	anr			
Boron				
Cadmium	anr			
Calcium				
Chromium	anr			
Cobalt	anr			
Copper	anr			
Iron				
Lead	46.0	48.4	5.2	0-10
Magnesium				
Manganese				
Molybdenum	anr			
Nickel	anr			
Potassium				
Selenium	anr			
Silicon				
Silver	anr			
Sodium				
Strontium				
Thallium	anr			
Tin				
Titanium				
Vanadium	anr			
Zinc	anr			

Associated samples MP11596: C46446-1, C46446-2, C46446-3, C46446-4, C46446-5, C46446-8, C46446-9

Results < IDL are shown as zero for calculation purposes  
 (\*) Outside of QC limits  
 (anr) Analyte not requested

9.1.4  
 9

### Technical Report for

ATC Group Services

Premier Hyundai 2820 Broadway Oakland

SGS Accutest Job Number: C46447

Sampling Date: 07/08/16

Report to:

ATC Group Services  
945 Highland Pointe Dr Suite 250  
Roseville, CA  
gabe.stivala@atcassociates.com

ATTN: Gabe Stivala

Total number of pages in report: **38**



Test results contained within this data package meet the requirements of the National Environmental Laboratory Accreditation Program and/or state specific certification programs as applicable.

James J. Rhudy  
Lab Director

Client Service contact: Nutan Kabir 408-588-0200

Certifications: CA (ELAP 2910) AK (UST-092) AZ (AZ0762) NV (CA00150) OR (CA300006) WA (C925)  
DoD ELAP (L-A-B L2242)

This report shall not be reproduced, except in its entirety, without the written approval of SGS Accutest.  
Test results relate only to samples analyzed.

# Table of Contents

-1-

<b>Section 1: Sample Summary</b> .....	<b>3</b>
<b>Section 2: Summary of Hits</b> .....	<b>4</b>
<b>Section 3: Sample Results</b> .....	<b>5</b>
<b>3.1: C46447-1: B30W</b> .....	6
<b>3.2: C46447-2: B28W</b> .....	9
<b>Section 4: Misc. Forms</b> .....	<b>12</b>
<b>4.1: Chain of Custody</b> .....	13
<b>Section 5: GC/MS Volatiles - QC Data Summaries</b> .....	<b>15</b>
<b>5.1: Method Blank Summary</b> .....	16
<b>5.2: Blank Spike/Blank Spike Duplicate Summary</b> .....	22
<b>5.3: Laboratory Control Sample Summary</b> .....	29
<b>5.4: Matrix Spike/Matrix Spike Duplicate Summary</b> .....	32

1

2

3

4

5



## Sample Summary

ATC Group Services

Job No: C46447

Premier Hyundai 2820 Broadway Oakland

Sample Number	Collected Date	Time By	Received	Matrix Code	Type	Client Sample ID
C46447-1	07/08/16	10:20	07/08/16	AQ	Ground Water	B30W
C46447-2	07/08/16	08:00	07/08/16	AQ	Ground Water	B28W

## Summary of Hits

**Job Number:** C46447  
**Account:** ATC Group Services  
**Project:** Premier Hyundai 2820 Broadway Oakland  
**Collected:** 07/08/16

Lab Sample ID	Client Sample ID	Result/ Qual	RL	MDL	Units	Method
---------------	------------------	-----------------	----	-----	-------	--------

**C46447-1 B30W**

Acetone <sup>a</sup>	79.8	20			ug/l	SW846 8260B
Benzene <sup>a</sup>	555	10			ug/l	SW846 8260B
1,2-Dichloroethane <sup>a</sup>	6.9	1.0			ug/l	SW846 8260B
1,2-Dichloropropane <sup>a</sup>	1.4	1.0			ug/l	SW846 8260B
cis-1,2-Dichloroethylene <sup>a</sup>	2.8	1.0			ug/l	SW846 8260B
Ethylbenzene <sup>a</sup>	61.4	1.0			ug/l	SW846 8260B
Isopropylbenzene <sup>a</sup>	4.9	1.0			ug/l	SW846 8260B
Methyl ethyl ketone <sup>a</sup>	10.4	10			ug/l	SW846 8260B
n-Propylbenzene <sup>a</sup>	4.8	2.0			ug/l	SW846 8260B
1,2,4-Trimethylbenzene <sup>a</sup>	12.2	2.0			ug/l	SW846 8260B
1,3,5-Trimethylbenzene <sup>a</sup>	3.9	2.0			ug/l	SW846 8260B
Toluene <sup>a</sup>	81.4	1.0			ug/l	SW846 8260B
Trichloroethylene <sup>a</sup>	80.3	1.0			ug/l	SW846 8260B
Xylene (total) <sup>a</sup>	125	2.0			ug/l	SW846 8260B
TPH-GRO (C6-C10) <sup>a</sup>	3690	500			ug/l	SW846 8260B

**C46447-2 B28W**

Benzene <sup>b</sup>	1410	25			ug/l	SW846 8260B
Ethylbenzene <sup>b</sup>	1340	25			ug/l	SW846 8260B
Isopropylbenzene <sup>b</sup>	168	25			ug/l	SW846 8260B
Naphthalene <sup>b</sup>	160	130			ug/l	SW846 8260B
n-Propylbenzene <sup>b</sup>	216	50			ug/l	SW846 8260B
1,2,4-Trimethylbenzene <sup>b</sup>	1140	50			ug/l	SW846 8260B
1,3,5-Trimethylbenzene <sup>b</sup>	369	50			ug/l	SW846 8260B
Toluene <sup>b</sup>	4900	100			ug/l	SW846 8260B
Xylene (total) <sup>b</sup>	5790	200			ug/l	SW846 8260B
TPH-GRO (C6-C10) <sup>b</sup>	76100	5000			ug/l	SW846 8260B

- (a) Sample vial contained more than 0.5cm of sediment.
- (b) Sample vial contained more than 0.5cm of sediment.



Sample Results

---

Report of Analysis

---

## Report of Analysis

<b>Client Sample ID:</b> B30W		<b>Date Sampled:</b> 07/08/16
<b>Lab Sample ID:</b> C46447-1		<b>Date Received:</b> 07/08/16
<b>Matrix:</b> AQ - Ground Water		<b>Percent Solids:</b> n/a
<b>Method:</b> SW846 8260B		
<b>Project:</b> Premier Hyundai 2820 Broadway Oakland		

	File ID	DF	Analyzed	By	Prep Date	Prep Batch	Analytical Batch
Run #1 <sup>a</sup>	R40970.D	1	07/08/16	CV	n/a	n/a	VR1577
Run #2 <sup>a</sup>	R41028.D	10	07/12/16	CV	n/a	n/a	VR1581

	Purge Volume
Run #1	10.0 ml
Run #2	10.0 ml

## VOA 8260 List

CAS No.	Compound	Result	RL	Units	Q
67-64-1	Acetone	79.8	20	ug/l	
71-43-2	Benzene	555 <sup>b</sup>	10	ug/l	
108-86-1	Bromobenzene	ND	1.0	ug/l	
74-97-5	Bromochloromethane	ND	1.0	ug/l	
75-27-4	Bromodichloromethane	ND	1.0	ug/l	
75-25-2	Bromoform	ND	1.0	ug/l	
104-51-8	n-Butylbenzene	ND	2.0	ug/l	
135-98-8	sec-Butylbenzene	ND	2.0	ug/l	
98-06-6	tert-Butylbenzene	ND	2.0	ug/l	
108-90-7	Chlorobenzene	ND	1.0	ug/l	
75-00-3	Chloroethane	ND	1.0	ug/l	
67-66-3	Chloroform	ND	1.0	ug/l	
95-49-8	o-Chlorotoluene	ND	2.0	ug/l	
106-43-4	p-Chlorotoluene	ND	2.0	ug/l	
56-23-5	Carbon tetrachloride	ND	1.0	ug/l	
75-34-3	1,1-Dichloroethane	ND	1.0	ug/l	
75-35-4	1,1-Dichloroethylene	ND	1.0	ug/l	
563-58-6	1,1-Dichloropropene	ND	1.0	ug/l	
96-12-8	1,2-Dibromo-3-chloropropane	ND	2.0	ug/l	
106-93-4	1,2-Dibromoethane	ND	1.0	ug/l	
107-06-2	1,2-Dichloroethane	6.9	1.0	ug/l	
78-87-5	1,2-Dichloropropane	1.4	1.0	ug/l	
142-28-9	1,3-Dichloropropane	ND	1.0	ug/l	
108-20-3	Di-Isopropyl ether	ND	2.0	ug/l	
594-20-7	2,2-Dichloropropane	ND	1.0	ug/l	
124-48-1	Dibromochloromethane	ND	1.0	ug/l	
75-71-8	Dichlorodifluoromethane	ND	1.0	ug/l	
156-59-2	cis-1,2-Dichloroethylene	2.8	1.0	ug/l	
10061-01-5	cis-1,3-Dichloropropene	ND	1.0	ug/l	
541-73-1	m-Dichlorobenzene	ND	1.0	ug/l	
95-50-1	o-Dichlorobenzene	ND	1.0	ug/l	
106-46-7	p-Dichlorobenzene	ND	1.0	ug/l	

ND = Not detected

RL = Reporting Limit

E = Indicates value exceeds calibration range

J = Indicates an estimated value

B = Indicates analyte found in associated method blank

N = Indicates presumptive evidence of a compound

## Report of Analysis

<b>Client Sample ID:</b>	B30W	<b>Date Sampled:</b>	07/08/16
<b>Lab Sample ID:</b>	C46447-1	<b>Date Received:</b>	07/08/16
<b>Matrix:</b>	AQ - Ground Water	<b>Percent Solids:</b>	n/a
<b>Method:</b>	SW846 8260B		
<b>Project:</b>	Premier Hyundai 2820 Broadway Oakland		

## VOA 8260 List

CAS No.	Compound	Result	RL	Units	Q
156-60-5	trans-1,2-Dichloroethylene	ND	1.0	ug/l	
10061-02-6	trans-1,3-Dichloropropene	ND	1.0	ug/l	
100-41-4	Ethylbenzene	61.4	1.0	ug/l	
637-92-3	Ethyl Tert Butyl Ether	ND	2.0	ug/l	
591-78-6	2-Hexanone	ND	10	ug/l	
87-68-3	Hexachlorobutadiene	ND	2.0	ug/l	
98-82-8	Isopropylbenzene	4.9	1.0	ug/l	
99-87-6	p-Isopropyltoluene	ND	2.0	ug/l	
108-10-1	4-Methyl-2-pentanone	ND	10	ug/l	
74-83-9	Methyl bromide	ND	2.0	ug/l	
74-87-3	Methyl chloride	ND	1.0	ug/l	
74-95-3	Methylene bromide	ND	1.0	ug/l	
75-09-2	Methylene chloride	ND	10	ug/l	
78-93-3	Methyl ethyl ketone	10.4	10	ug/l	
1634-04-4	Methyl Tert Butyl Ether	ND	1.0	ug/l	
91-20-3	Naphthalene	ND	5.0	ug/l	
103-65-1	n-Propylbenzene	4.8	2.0	ug/l	
100-42-5	Styrene	ND	1.0	ug/l	
994-05-8	Tert-Amyl Methyl Ether	ND	2.0	ug/l	
75-65-0	Tert-Butyl Alcohol	ND	10	ug/l	
630-20-6	1,1,1,2-Tetrachloroethane	ND	1.0	ug/l	
71-55-6	1,1,1-Trichloroethane	ND	1.0	ug/l	
79-34-5	1,1,2,2-Tetrachloroethane	ND	1.0	ug/l	
79-00-5	1,1,2-Trichloroethane	ND	1.0	ug/l	
87-61-6	1,2,3-Trichlorobenzene	ND	2.0	ug/l	
96-18-4	1,2,3-Trichloropropane	ND	2.0	ug/l	
120-82-1	1,2,4-Trichlorobenzene	ND	2.0	ug/l	
95-63-6	1,2,4-Trimethylbenzene	12.2	2.0	ug/l	
108-67-8	1,3,5-Trimethylbenzene	3.9	2.0	ug/l	
127-18-4	Tetrachloroethylene	ND	1.0	ug/l	
108-88-3	Toluene	81.4	1.0	ug/l	
79-01-6	Trichloroethylene	80.3	1.0	ug/l	
75-69-4	Trichlorofluoromethane	ND	1.0	ug/l	
75-01-4	Vinyl chloride	ND	1.0	ug/l	
1330-20-7	Xylene (total)	125	2.0	ug/l	
	TPH-GRO (C6-C10)	3690 <sup>b</sup>	500	ug/l	

CAS No.	Surrogate Recoveries	Run# 1	Run# 2	Limits
1868-53-7	Dibromofluoromethane	105%	116%	80-123%

ND = Not detected

RL = Reporting Limit

E = Indicates value exceeds calibration range

J = Indicates an estimated value

B = Indicates analyte found in associated method blank

N = Indicates presumptive evidence of a compound

## Report of Analysis

<b>Client Sample ID:</b> B30W	
<b>Lab Sample ID:</b> C46447-1	<b>Date Sampled:</b> 07/08/16
<b>Matrix:</b> AQ - Ground Water	<b>Date Received:</b> 07/08/16
<b>Method:</b> SW846 8260B	<b>Percent Solids:</b> n/a
<b>Project:</b> Premier Hyundai 2820 Broadway Oakland	

### VOA 8260 List

CAS No.	Surrogate Recoveries	Run# 1	Run# 2	Limits
2037-26-5	Toluene-D8	101%	102%	88-112%
460-00-4	4-Bromofluorobenzene	103%	96%	79-114%

- (a) Sample vial contained more than 0.5cm of sediment.
- (b) Result is from Run# 2

ND = Not detected  
 RL = Reporting Limit  
 E = Indicates value exceeds calibration range

J = Indicates an estimated value  
 B = Indicates analyte found in associated method blank  
 N = Indicates presumptive evidence of a compound

## Report of Analysis

<b>Client Sample ID:</b> B28W		<b>Date Sampled:</b> 07/08/16
<b>Lab Sample ID:</b> C46447-2		<b>Date Received:</b> 07/08/16
<b>Matrix:</b> AQ - Ground Water		<b>Percent Solids:</b> n/a
<b>Method:</b> SW846 8260B		
<b>Project:</b> Premier Hyundai 2820 Broadway Oakland		

	File ID	DF	Analyzed	By	Prep Date	Prep Batch	Analytical Batch
Run #1 <sup>a</sup>	R41003.D	25	07/11/16	CV	n/a	n/a	VR1579
Run #2 <sup>a</sup>	R41029.D	100	07/12/16	CV	n/a	n/a	VR1581

	Purge Volume
Run #1	10.0 ml
Run #2	10.0 ml

## VOA 8260 List

CAS No.	Compound	Result	RL	Units	Q
67-64-1	Acetone	ND	500	ug/l	
71-43-2	Benzene	1410	25	ug/l	
108-86-1	Bromobenzene	ND	25	ug/l	
74-97-5	Bromochloromethane	ND	25	ug/l	
75-27-4	Bromodichloromethane	ND	25	ug/l	
75-25-2	Bromoform	ND	25	ug/l	
104-51-8	n-Butylbenzene	ND	50	ug/l	
135-98-8	sec-Butylbenzene	ND	50	ug/l	
98-06-6	tert-Butylbenzene	ND	50	ug/l	
108-90-7	Chlorobenzene	ND	25	ug/l	
75-00-3	Chloroethane <sup>b</sup>	ND	25	ug/l	
67-66-3	Chloroform	ND	25	ug/l	
95-49-8	o-Chlorotoluene	ND	50	ug/l	
106-43-4	p-Chlorotoluene	ND	50	ug/l	
56-23-5	Carbon tetrachloride	ND	25	ug/l	
75-34-3	1,1-Dichloroethane	ND	25	ug/l	
75-35-4	1,1-Dichloroethylene	ND	25	ug/l	
563-58-6	1,1-Dichloropropene	ND	25	ug/l	
96-12-8	1,2-Dibromo-3-chloropropane	ND	50	ug/l	
106-93-4	1,2-Dibromoethane	ND	25	ug/l	
107-06-2	1,2-Dichloroethane	ND	25	ug/l	
78-87-5	1,2-Dichloropropane	ND	25	ug/l	
142-28-9	1,3-Dichloropropane	ND	25	ug/l	
108-20-3	Di-Isopropyl ether	ND	50	ug/l	
594-20-7	2,2-Dichloropropane	ND	25	ug/l	
124-48-1	Dibromochloromethane	ND	25	ug/l	
75-71-8	Dichlorodifluoromethane	ND	25	ug/l	
156-59-2	cis-1,2-Dichloroethylene	ND	25	ug/l	
10061-01-5	cis-1,3-Dichloropropene	ND	25	ug/l	
541-73-1	m-Dichlorobenzene	ND	25	ug/l	
95-50-1	o-Dichlorobenzene	ND	25	ug/l	
106-46-7	p-Dichlorobenzene	ND	25	ug/l	

ND = Not detected

RL = Reporting Limit

E = Indicates value exceeds calibration range

J = Indicates an estimated value

B = Indicates analyte found in associated method blank

N = Indicates presumptive evidence of a compound

# Report of Analysis

<b>Client Sample ID:</b> B28W		<b>Date Sampled:</b> 07/08/16
<b>Lab Sample ID:</b> C46447-2		<b>Date Received:</b> 07/08/16
<b>Matrix:</b> AQ - Ground Water		<b>Percent Solids:</b> n/a
<b>Method:</b> SW846 8260B		
<b>Project:</b> Premier Hyundai 2820 Broadway Oakland		

**VOA 8260 List**

CAS No.	Compound	Result	RL	Units	Q
156-60-5	trans-1,2-Dichloroethylene	ND	25	ug/l	
10061-02-6	trans-1,3-Dichloropropene	ND	25	ug/l	
100-41-4	Ethylbenzene	1340	25	ug/l	
637-92-3	Ethyl Tert Butyl Ether	ND	50	ug/l	
591-78-6	2-Hexanone	ND	250	ug/l	
87-68-3	Hexachlorobutadiene	ND	50	ug/l	
98-82-8	Isopropylbenzene	168	25	ug/l	
99-87-6	p-Isopropyltoluene	ND	50	ug/l	
108-10-1	4-Methyl-2-pentanone	ND	250	ug/l	
74-83-9	Methyl bromide	ND	50	ug/l	
74-87-3	Methyl chloride	ND	25	ug/l	
74-95-3	Methylene bromide	ND	25	ug/l	
75-09-2	Methylene chloride	ND	250	ug/l	
78-93-3	Methyl ethyl ketone	ND	250	ug/l	
1634-04-4	Methyl Tert Butyl Ether	ND	25	ug/l	
91-20-3	Naphthalene	160	130	ug/l	
103-65-1	n-Propylbenzene	216	50	ug/l	
100-42-5	Styrene	ND	25	ug/l	
994-05-8	Tert-Amyl Methyl Ether	ND	50	ug/l	
75-65-0	Tert-Butyl Alcohol	ND	250	ug/l	
630-20-6	1,1,1,2-Tetrachloroethane	ND	25	ug/l	
71-55-6	1,1,1-Trichloroethane	ND	25	ug/l	
79-34-5	1,1,2,2-Tetrachloroethane	ND	25	ug/l	
79-00-5	1,1,2-Trichloroethane	ND	25	ug/l	
87-61-6	1,2,3-Trichlorobenzene	ND	50	ug/l	
96-18-4	1,2,3-Trichloropropane	ND	50	ug/l	
120-82-1	1,2,4-Trichlorobenzene	ND	50	ug/l	
95-63-6	1,2,4-Trimethylbenzene	1140	50	ug/l	
108-67-8	1,3,5-Trimethylbenzene	369	50	ug/l	
127-18-4	Tetrachloroethylene	ND	25	ug/l	
108-88-3	Toluene	4900 <sup>c</sup>	100	ug/l	
79-01-6	Trichloroethylene	ND	25	ug/l	
75-69-4	Trichlorofluoromethane	ND	25	ug/l	
75-01-4	Vinyl chloride	ND	25	ug/l	
1330-20-7	Xylene (total)	5790 <sup>c</sup>	200	ug/l	
	TPH-GRO (C6-C10)	76100 <sup>c</sup>	5000	ug/l	

CAS No.	Surrogate Recoveries	Run# 1	Run# 2	Limits
1868-53-7	Dibromofluoromethane	110%	114%	80-123%

ND = Not detected

RL = Reporting Limit

E = Indicates value exceeds calibration range

J = Indicates an estimated value

B = Indicates analyte found in associated method blank

N = Indicates presumptive evidence of a compound

## Report of Analysis

<b>Client Sample ID:</b> B28W	
<b>Lab Sample ID:</b> C46447-2	<b>Date Sampled:</b> 07/08/16
<b>Matrix:</b> AQ - Ground Water	<b>Date Received:</b> 07/08/16
<b>Method:</b> SW846 8260B	<b>Percent Solids:</b> n/a
<b>Project:</b> Premier Hyundai 2820 Broadway Oakland	

### VOA 8260 List

CAS No.	Surrogate Recoveries	Run# 1	Run# 2	Limits
2037-26-5	Toluene-D8	101%	103%	88-112%
460-00-4	4-Bromofluorobenzene	97%	96%	79-114%

- (a) Sample vial contained more than 0.5cm of sediment.
- (b) Associated BS recovery outside of laboratory control limits (high bias); analyte not detected in sample.
- (c) Result is from Run# 2

ND = Not detected  
 RL = Reporting Limit  
 E = Indicates value exceeds calibration range

J = Indicates an estimated value  
 B = Indicates analyte found in associated method blank  
 N = Indicates presumptive evidence of a compound

Misc. Forms

---

Custody Documents and Other Forms

---

Includes the following where applicable:

- Chain of Custody





## SGS Accutest Sample Receipt Summary

**Job Number:** C46447

**Client:** ATC GROUP SERVICES LLC

**Project:** 915 HIGHLAND POINTE DR. SUITE 250 ROSEVIL

**Date / Time Received:** 7/8/2016 1:05:00 PM

**Delivery Method:** Accutest Courier

**Airbill #s:**

**Cooler Temps (Initial/Adjusted):** #1: (3.2/4.2)

**Cooler Security**

Y or N

Y or N

- |                           |                          |                                     |                       |                                     |                          |
|---------------------------|--------------------------|-------------------------------------|-----------------------|-------------------------------------|--------------------------|
| 1. Custody Seals Present: | <input type="checkbox"/> | <input checked="" type="checkbox"/> | 3. COC Present:       | <input checked="" type="checkbox"/> | <input type="checkbox"/> |
| 2. Custody Seals Intact:  | <input type="checkbox"/> | <input type="checkbox"/>            | 4. Smpl Dates/Time OK | <input checked="" type="checkbox"/> | <input type="checkbox"/> |

**Cooler Temperature**

Y or N

- |                            |                                     |                          |
|----------------------------|-------------------------------------|--------------------------|
| 1. Temp criteria achieved: | <input checked="" type="checkbox"/> | <input type="checkbox"/> |
| 2. Therm ID:               | IR3;                                |                          |
| 3. Cooler media:           | Ice (Bag)                           |                          |
| 4. No. Coolers:            | 1                                   |                          |

**Quality Control Preservation**

Y or N

N/A

- |                                 |                                     |                                     |                          |
|---------------------------------|-------------------------------------|-------------------------------------|--------------------------|
| 1. Trip Blank present / cooler: | <input type="checkbox"/>            | <input checked="" type="checkbox"/> | <input type="checkbox"/> |
| 2. Trip Blank listed on COC:    | <input type="checkbox"/>            | <input checked="" type="checkbox"/> | <input type="checkbox"/> |
| 3. Samples preserved properly:  | <input checked="" type="checkbox"/> | <input type="checkbox"/>            |                          |
| 4. VOCs headspace free:         | <input checked="" type="checkbox"/> | <input type="checkbox"/>            | <input type="checkbox"/> |

**Sample Integrity - Documentation**

Y or N

- |  |                                     |                          |
|--|-------------------------------------|--------------------------|
| 1. Sample labels present on bottles:   | <input checked="" type="checkbox"/> | <input type="checkbox"/> |
| 2. Container labeling complete:        | <input checked="" type="checkbox"/> | <input type="checkbox"/> |
| 3. Sample container label / COC agree: | <input checked="" type="checkbox"/> | <input type="checkbox"/> |

**Sample Integrity - Condition**

Y or N

- |                                  |                                     |                          |
|----------------------------------|-------------------------------------|--------------------------|
| 1. Sample recvd within HT:       | <input checked="" type="checkbox"/> | <input type="checkbox"/> |
| 2. All containers accounted for: | <input checked="" type="checkbox"/> | <input type="checkbox"/> |
| 3. Condition of sample:          | Intact                              |                          |

**Sample Integrity - Instructions**

Y or N

N/A

- |   |                                     |                                     |                                     |
|---|-------------------------------------|-------------------------------------|-------------------------------------|
| 1. Analysis requested is clear:           | <input checked="" type="checkbox"/> | <input type="checkbox"/>            |                                     |
| 2. Bottles received for unspecified tests | <input type="checkbox"/>            | <input checked="" type="checkbox"/> |                                     |
| 3. Sufficient volume recvd for analysis:  | <input checked="" type="checkbox"/> | <input type="checkbox"/>            |                                     |
| 4. Compositing instructions clear:        | <input type="checkbox"/>            | <input type="checkbox"/>            | <input checked="" type="checkbox"/> |
| 5. Filtering instructions clear:          | <input type="checkbox"/>            | <input type="checkbox"/>            | <input checked="" type="checkbox"/> |

Comments

**C46447: Chain of Custody**

Page 2 of 2

4.1  
4

**GC/MS Volatiles**

**QC Data Summaries**

---

Includes the following where applicable:

- Method Blank Summaries
- Blank Spike Summaries
- Matrix Spike and Duplicate Summaries

## Method Blank Summary

**Job Number:** C46447  
**Account:** ATCCAR ATC Group Services  
**Project:** Premier Hyundai 2820 Broadway Oakland

Sample	File ID	DF	Analyzed	By	Prep Date	Prep Batch	Analytical Batch
VR1577-MB	R40959.D	1	07/08/16	CV	n/a	n/a	VR1577

The QC reported here applies to the following samples:

Method: SW846 8260B

C46447-1

CAS No.	Compound	Result	RL	Units	Q
67-64-1	Acetone	ND	20	ug/l	
108-86-1	Bromobenzene	ND	1.0	ug/l	
74-97-5	Bromochloromethane	ND	1.0	ug/l	
75-27-4	Bromodichloromethane	ND	1.0	ug/l	
75-25-2	Bromoform	ND	1.0	ug/l	
104-51-8	n-Butylbenzene	ND	2.0	ug/l	
135-98-8	sec-Butylbenzene	ND	2.0	ug/l	
98-06-6	tert-Butylbenzene	ND	2.0	ug/l	
108-90-7	Chlorobenzene	ND	1.0	ug/l	
75-00-3	Chloroethane	ND	1.0	ug/l	
67-66-3	Chloroform	ND	1.0	ug/l	
95-49-8	o-Chlorotoluene	ND	2.0	ug/l	
106-43-4	p-Chlorotoluene	ND	2.0	ug/l	
56-23-5	Carbon tetrachloride	ND	1.0	ug/l	
75-34-3	1,1-Dichloroethane	ND	1.0	ug/l	
75-35-4	1,1-Dichloroethylene	ND	1.0	ug/l	
563-58-6	1,1-Dichloropropene	ND	1.0	ug/l	
96-12-8	1,2-Dibromo-3-chloropropane	ND	2.0	ug/l	
106-93-4	1,2-Dibromoethane	ND	1.0	ug/l	
107-06-2	1,2-Dichloroethane	ND	1.0	ug/l	
78-87-5	1,2-Dichloropropane	ND	1.0	ug/l	
142-28-9	1,3-Dichloropropane	ND	1.0	ug/l	
108-20-3	Di-Isopropyl ether	ND	2.0	ug/l	
594-20-7	2,2-Dichloropropane	ND	1.0	ug/l	
124-48-1	Dibromochloromethane	ND	1.0	ug/l	
75-71-8	Dichlorodifluoromethane	ND	1.0	ug/l	
156-59-2	cis-1,2-Dichloroethylene	ND	1.0	ug/l	
10061-01-5	cis-1,3-Dichloropropene	ND	1.0	ug/l	
541-73-1	m-Dichlorobenzene	ND	1.0	ug/l	
95-50-1	o-Dichlorobenzene	ND	1.0	ug/l	
106-46-7	p-Dichlorobenzene	ND	1.0	ug/l	
156-60-5	trans-1,2-Dichloroethylene	ND	1.0	ug/l	
10061-02-6	trans-1,3-Dichloropropene	ND	1.0	ug/l	
100-41-4	Ethylbenzene	ND	1.0	ug/l	
637-92-3	Ethyl Tert Butyl Ether	ND	2.0	ug/l	
591-78-6	2-Hexanone	ND	10	ug/l	

## Method Blank Summary

**Job Number:** C46447  
**Account:** ATCCAR ATC Group Services  
**Project:** Premier Hyundai 2820 Broadway Oakland

Sample	File ID	DF	Analyzed	By	Prep Date	Prep Batch	Analytical Batch
VR1577-MB	R40959.D	1	07/08/16	CV	n/a	n/a	VR1577

The QC reported here applies to the following samples:

Method: SW846 8260B

C46447-1

CAS No.	Compound	Result	RL	Units	Q
87-68-3	Hexachlorobutadiene	ND	2.0	ug/l	
98-82-8	Isopropylbenzene	ND	1.0	ug/l	
99-87-6	p-Isopropyltoluene	ND	2.0	ug/l	
108-10-1	4-Methyl-2-pentanone	ND	10	ug/l	
74-83-9	Methyl bromide	ND	2.0	ug/l	
74-87-3	Methyl chloride	ND	1.0	ug/l	
74-95-3	Methylene bromide	ND	1.0	ug/l	
75-09-2	Methylene chloride	ND	10	ug/l	
78-93-3	Methyl ethyl ketone	ND	10	ug/l	
1634-04-4	Methyl Tert Butyl Ether	ND	1.0	ug/l	
91-20-3	Naphthalene	ND	5.0	ug/l	
103-65-1	n-Propylbenzene	ND	2.0	ug/l	
100-42-5	Styrene	ND	1.0	ug/l	
994-05-8	Tert-Amyl Methyl Ether	ND	2.0	ug/l	
75-65-0	Tert-Butyl Alcohol	ND	10	ug/l	
630-20-6	1,1,1,2-Tetrachloroethane	ND	1.0	ug/l	
71-55-6	1,1,1-Trichloroethane	ND	1.0	ug/l	
79-34-5	1,1,2,2-Tetrachloroethane	ND	1.0	ug/l	
79-00-5	1,1,2-Trichloroethane	ND	1.0	ug/l	
87-61-6	1,2,3-Trichlorobenzene	ND	2.0	ug/l	
96-18-4	1,2,3-Trichloropropane	ND	2.0	ug/l	
120-82-1	1,2,4-Trichlorobenzene	ND	2.0	ug/l	
95-63-6	1,2,4-Trimethylbenzene	ND	2.0	ug/l	
108-67-8	1,3,5-Trimethylbenzene	ND	2.0	ug/l	
127-18-4	Tetrachloroethylene	ND	1.0	ug/l	
108-88-3	Toluene	ND	1.0	ug/l	
79-01-6	Trichloroethylene	ND	1.0	ug/l	
75-69-4	Trichlorofluoromethane	ND	1.0	ug/l	
75-01-4	Vinyl chloride	ND	1.0	ug/l	
1330-20-7	Xylene (total)	ND	2.0	ug/l	

CAS No.	Surrogate Recoveries	Limits	
1868-53-7	Dibromofluoromethane	103%	80-123%
2037-26-5	Toluene-D8	106%	88-112%

## Method Blank Summary

**Job Number:** C46447  
**Account:** ATCCAR ATC Group Services  
**Project:** Premier Hyundai 2820 Broadway Oakland

Sample	File ID	DF	Analyzed	By	Prep Date	Prep Batch	Analytical Batch
VR1577-MB	R40959.D	1	07/08/16	CV	n/a	n/a	VR1577

The QC reported here applies to the following samples:

Method: SW846 8260B

C46447-1

CAS No.	Surrogate Recoveries	Limits
460-00-4	4-Bromofluorobenzene	94% 79-114%

5.1.1  
5

## Method Blank Summary

**Job Number:** C46447  
**Account:** ATCCAR ATC Group Services  
**Project:** Premier Hyundai 2820 Broadway Oakland

Sample	File ID	DF	Analyzed	By	Prep Date	Prep Batch	Analytical Batch
VR1579-MB	R40991.D	1	07/11/16	CV	n/a	n/a	VR1579

The QC reported here applies to the following samples:

Method: SW846 8260B

C46447-2

CAS No.	Compound	Result	RL	Units	Q
67-64-1	Acetone	ND	20	ug/l	
71-43-2	Benzene	ND	1.0	ug/l	
108-86-1	Bromobenzene	ND	1.0	ug/l	
74-97-5	Bromochloromethane	ND	1.0	ug/l	
75-27-4	Bromodichloromethane	ND	1.0	ug/l	
75-25-2	Bromoform	ND	1.0	ug/l	
104-51-8	n-Butylbenzene	ND	2.0	ug/l	
135-98-8	sec-Butylbenzene	ND	2.0	ug/l	
98-06-6	tert-Butylbenzene	ND	2.0	ug/l	
108-90-7	Chlorobenzene	ND	1.0	ug/l	
75-00-3	Chloroethane	ND	1.0	ug/l	
67-66-3	Chloroform	ND	1.0	ug/l	
95-49-8	o-Chlorotoluene	ND	2.0	ug/l	
106-43-4	p-Chlorotoluene	ND	2.0	ug/l	
56-23-5	Carbon tetrachloride	ND	1.0	ug/l	
75-34-3	1,1-Dichloroethane	ND	1.0	ug/l	
75-35-4	1,1-Dichloroethylene	ND	1.0	ug/l	
563-58-6	1,1-Dichloropropene	ND	1.0	ug/l	
96-12-8	1,2-Dibromo-3-chloropropane	ND	2.0	ug/l	
106-93-4	1,2-Dibromoethane	ND	1.0	ug/l	
107-06-2	1,2-Dichloroethane	ND	1.0	ug/l	
78-87-5	1,2-Dichloropropane	ND	1.0	ug/l	
142-28-9	1,3-Dichloropropane	ND	1.0	ug/l	
108-20-3	Di-Isopropyl ether	ND	2.0	ug/l	
594-20-7	2,2-Dichloropropane	ND	1.0	ug/l	
124-48-1	Dibromochloromethane	ND	1.0	ug/l	
75-71-8	Dichlorodifluoromethane	ND	1.0	ug/l	
156-59-2	cis-1,2-Dichloroethylene	ND	1.0	ug/l	
10061-01-5	cis-1,3-Dichloropropene	ND	1.0	ug/l	
541-73-1	m-Dichlorobenzene	ND	1.0	ug/l	
95-50-1	o-Dichlorobenzene	ND	1.0	ug/l	
106-46-7	p-Dichlorobenzene	ND	1.0	ug/l	
156-60-5	trans-1,2-Dichloroethylene	ND	1.0	ug/l	
10061-02-6	trans-1,3-Dichloropropene	ND	1.0	ug/l	
100-41-4	Ethylbenzene	ND	1.0	ug/l	
637-92-3	Ethyl Tert Butyl Ether	ND	2.0	ug/l	

## Method Blank Summary

**Job Number:** C46447  
**Account:** ATCCAR ATC Group Services  
**Project:** Premier Hyundai 2820 Broadway Oakland

Sample	File ID	DF	Analyzed	By	Prep Date	Prep Batch	Analytical Batch
VR1579-MB	R40991.D	1	07/11/16	CV	n/a	n/a	VR1579

The QC reported here applies to the following samples:

Method: SW846 8260B

C46447-2

CAS No.	Compound	Result	RL	Units	Q
591-78-6	2-Hexanone	ND	10	ug/l	
87-68-3	Hexachlorobutadiene	ND	2.0	ug/l	
98-82-8	Isopropylbenzene	ND	1.0	ug/l	
99-87-6	p-Isopropyltoluene	ND	2.0	ug/l	
108-10-1	4-Methyl-2-pentanone	ND	10	ug/l	
74-83-9	Methyl bromide	ND	2.0	ug/l	
74-87-3	Methyl chloride	ND	1.0	ug/l	
74-95-3	Methylene bromide	ND	1.0	ug/l	
75-09-2	Methylene chloride	ND	10	ug/l	
78-93-3	Methyl ethyl ketone	ND	10	ug/l	
1634-04-4	Methyl Tert Butyl Ether	ND	1.0	ug/l	
91-20-3	Naphthalene	ND	5.0	ug/l	
103-65-1	n-Propylbenzene	ND	2.0	ug/l	
100-42-5	Styrene	ND	1.0	ug/l	
994-05-8	Tert-Amyl Methyl Ether	ND	2.0	ug/l	
75-65-0	Tert-Butyl Alcohol	ND	10	ug/l	
630-20-6	1,1,1,2-Tetrachloroethane	ND	1.0	ug/l	
71-55-6	1,1,1-Trichloroethane	ND	1.0	ug/l	
79-34-5	1,1,2,2-Tetrachloroethane	ND	1.0	ug/l	
79-00-5	1,1,2-Trichloroethane	ND	1.0	ug/l	
87-61-6	1,2,3-Trichlorobenzene	ND	2.0	ug/l	
96-18-4	1,2,3-Trichloropropane	ND	2.0	ug/l	
120-82-1	1,2,4-Trichlorobenzene	ND	2.0	ug/l	
95-63-6	1,2,4-Trimethylbenzene	ND	2.0	ug/l	
108-67-8	1,3,5-Trimethylbenzene	ND	2.0	ug/l	
127-18-4	Tetrachloroethylene	ND	1.0	ug/l	
79-01-6	Trichloroethylene	ND	1.0	ug/l	
75-69-4	Trichlorofluoromethane	ND	1.0	ug/l	
75-01-4	Vinyl chloride	ND	1.0	ug/l	

CAS No.	Surrogate Recoveries	Limits
1868-53-7	Dibromofluoromethane	101% 80-123%
2037-26-5	Toluene-D8	104% 88-112%
460-00-4	4-Bromofluorobenzene	94% 79-114%



# Method Blank Summary

**Job Number:** C46447  
**Account:** ATCCAR ATC Group Services  
**Project:** Premier Hyundai 2820 Broadway Oakland

Sample	File ID	DF	Analyzed	By	Prep Date	Prep Batch	Analytical Batch
VR1581-MB	R41021.D	1	07/12/16	CV	n/a	n/a	VR1581

The QC reported here applies to the following samples:

Method: SW846 8260B

C46447-1, C46447-2

CAS No.	Compound	Result	RL	Units	Q
71-43-2	Benzene	ND	1.0	ug/l	
108-88-3	Toluene	ND	1.0	ug/l	
1330-20-7	Xylene (total)	ND	2.0	ug/l	
	TPH-GRO (C6-C10)	ND	50	ug/l	

CAS No.	Surrogate Recoveries	Limits	
1868-53-7	Dibromofluoromethane	103%	80-123%
2037-26-5	Toluene-D8	104%	88-112%
460-00-4	4-Bromofluorobenzene	95%	79-114%

5.1.3  
5

# Blank Spike/Blank Spike Duplicate Summary

**Job Number:** C46447  
**Account:** ATCCAR ATC Group Services  
**Project:** Premier Hyundai 2820 Broadway Oakland

Sample	File ID	DF	Analyzed	By	Prep Date	Prep Batch	Analytical Batch
VR1577-BS	R40955.D	1	07/08/16	CV	n/a	n/a	VR1577
VR1577-BSD	R40956.D	1	07/08/16	CV	n/a	n/a	VR1577

The QC reported here applies to the following samples:

Method: SW846 8260B

C46447-1

CAS No.	Compound	Spike ug/l	BSP ug/l	BSP %	BSD ug/l	BSD %	RPD	Limits Rec/RPD
67-64-1	Acetone	80	88.0	110	88.3	110	0	55-147/17
108-86-1	Bromobenzene	20	19.6	98	19.4	97	1	80-123/10
74-97-5	Bromochloromethane	20	20.1	101	20.1	101	0	79-124/10
75-27-4	Bromodichloromethane	20	20.7	104	20.4	102	1	75-121/10
75-25-2	Bromoform	20	15.7	79	15.6	78	1	62-127/10
104-51-8	n-Butylbenzene	20	22.4	112	21.6	108	4	74-129/10
135-98-8	sec-Butylbenzene	20	21.6	108	20.8	104	4	75-128/11
98-06-6	tert-Butylbenzene	20	19.4	97	18.8	94	3	74-127/11
108-90-7	Chlorobenzene	20	19.7	99	19.1	96	3	79-119/10
75-00-3	Chloroethane	20	22.3	112	21.9	110	2	60-115/14
67-66-3	Chloroform	20	21.6	108	21.5	108	0	75-122/10
95-49-8	o-Chlorotoluene	20	20.7	104	20.1	101	3	76-125/12
106-43-4	p-Chlorotoluene	20	21.6	108	21.2	106	2	76-126/11
56-23-5	Carbon tetrachloride	20	20.2	101	19.7	99	3	72-128/13
75-34-3	1,1-Dichloroethane	20	22.2	111	21.9	110	1	70-121/10
75-35-4	1,1-Dichloroethylene	20	20.0	100	19.1	96	5	62-125/13
563-58-6	1,1-Dichloropropene	20	21.0	105	20.1	101	4	68-116/11
96-12-8	1,2-Dibromo-3-chloropropane	20	17.1	86	17.1	86	0	64-129/11
106-93-4	1,2-Dibromoethane	20	20.0	100	19.9	100	1	81-124/10
107-06-2	1,2-Dichloroethane	20	21.1	106	20.9	105	1	74-122/10
78-87-5	1,2-Dichloropropane	20	21.0	105	20.8	104	1	75-123/10
142-28-9	1,3-Dichloropropane	20	21.3	107	21.1	106	1	81-127/11
108-20-3	Di-Isopropyl ether	20	21.5	108	21.3	107	1	69-126/10
594-20-7	2,2-Dichloropropane	20	19.5	98	19.5	98	0	66-130/12
124-48-1	Dibromochloromethane	20	16.7	84	16.6	83	1	76-124/10
75-71-8	Dichlorodifluoromethane	20	20.5	103	19.1	96	7	26-163/26
156-59-2	cis-1,2-Dichloroethylene	20	21.5	108	21.2	106	1	75-128/10
10061-01-5	cis-1,3-Dichloropropene	20	21.2	106	20.9	105	1	76-131/10
541-73-1	m-Dichlorobenzene	20	19.9	100	19.5	98	2	79-121/10
95-50-1	o-Dichlorobenzene	20	19.5	98	19.1	96	2	79-120/10
106-46-7	p-Dichlorobenzene	20	19.7	99	19.4	97	2	79-120/10
156-60-5	trans-1,2-Dichloroethylene	20	18.9	95	18.6	93	2	67-116/11
10061-02-6	trans-1,3-Dichloropropene	20	20.6	103	20.6	103	0	73-125/10
100-41-4	Ethylbenzene	20	21.1	106	20.3	102	4	78-123/10
637-92-3	Ethyl Tert Butyl Ether	20	20.4	102	20.7	104	1	75-126/11
591-78-6	2-Hexanone	80	94.8	119	95.0	119	0	71-145/12

\* = Outside of Control Limits.

5.2.1  
5

# Blank Spike/Blank Spike Duplicate Summary

**Job Number:** C46447  
**Account:** ATCCAR ATC Group Services  
**Project:** Premier Hyundai 2820 Broadway Oakland

Sample	File ID	DF	Analyzed	By	Prep Date	Prep Batch	Analytical Batch
VR1577-BS	R40955.D	1	07/08/16	CV	n/a	n/a	VR1577
VR1577-BSD	R40956.D	1	07/08/16	CV	n/a	n/a	VR1577

The QC reported here applies to the following samples:

Method: SW846 8260B

C46447-1

CAS No.	Compound	Spike ug/l	BSP ug/l	BSP %	BSD ug/l	BSD %	RPD	Limits Rec/RPD
87-68-3	Hexachlorobutadiene	20	18.1	91	17.9	90	1	70-130/12
98-82-8	Isopropylbenzene	20	20.6	103	19.8	99	4	77-125/10
99-87-6	p-Isopropyltoluene	20	21.1	106	20.3	102	4	76-126/10
108-10-1	4-Methyl-2-pentanone	80	89.4	112	90.2	113	1	70-142/11
74-83-9	Methyl bromide	20	21.1	106	21.0	105	0	65-124/13
74-87-3	Methyl chloride	20	18.1	91	17.4	87	4	47-143/20
74-95-3	Methylene bromide	20	20.9	105	20.7	104	1	80-125/10
75-09-2	Methylene chloride	20	20.7	104	20.7	104	0	65-124/15
78-93-3	Methyl ethyl ketone	80	87.4	109	90.4	113	3	66-145/12
1634-04-4	Methyl Tert Butyl Ether	20	19.0	95	19.2	96	1	73-120/10
91-20-3	Naphthalene	20	18.8	94	18.8	94	0	66-120/12
103-65-1	n-Propylbenzene	20	21.5	108	20.7	104	4	75-125/10
100-42-5	Styrene	20	20.3	102	19.9	100	2	73-126/10
994-05-8	Tert-Amyl Methyl Ether	20	20.4	102	20.6	103	1	77-126/10
75-65-0	Tert-Butyl Alcohol	100	94.7	95	102	102	7	52-148/18
630-20-6	1,1,1,2-Tetrachloroethane	20	19.6	98	19.3	97	2	79-126/10
71-55-6	1,1,1-Trichloroethane	20	21.5	108	21.0	105	2	73-125/11
79-34-5	1,1,2,2-Tetrachloroethane	20	21.9	110	21.8	109	0	78-127/10
79-00-5	1,1,2-Trichloroethane	20	21.3	107	21.0	105	1	79-122/10
87-61-6	1,2,3-Trichlorobenzene	20	17.9	90	17.6	88	2	70-128/12
96-18-4	1,2,3-Trichloropropane	20	19.2	96	19.3	97	1	66-127/10
120-82-1	1,2,4-Trichlorobenzene	20	18.2	91	17.9	90	2	72-125/11
95-63-6	1,2,4-Trimethylbenzene	20	20.6	103	19.9	100	3	76-124/10
108-67-8	1,3,5-Trimethylbenzene	20	20.8	104	20.2	101	3	79-130/10
127-18-4	Tetrachloroethylene	20	19.3	97	18.7	94	3	72-124/13
108-88-3	Toluene	20	20.4	102	19.7	99	3	78-121/10
79-01-6	Trichloroethylene	20	20.8	104	20.2	101	3	75-119/10
75-69-4	Trichlorofluoromethane	20	22.5	113	21.9	110	3	68-130/19
75-01-4	Vinyl chloride	20	24.6	123	23.6	118	4	57-137/18
1330-20-7	Xylene (total)	60	60.7	101	58.8	98	3	78-122/10

CAS No.	Surrogate Recoveries	BSP	BSD	Limits
1868-53-7	Dibromofluoromethane	108%	110%	80-123%
2037-26-5	Toluene-D8	103%	102%	88-112%

\* = Outside of Control Limits.

5.2.1 5

# Blank Spike/Blank Spike Duplicate Summary

**Job Number:** C46447  
**Account:** ATCCAR ATC Group Services  
**Project:** Premier Hyundai 2820 Broadway Oakland

Sample	File ID	DF	Analyzed	By	Prep Date	Prep Batch	Analytical Batch
VR1577-BS	R40955.D	1	07/08/16	CV	n/a	n/a	VR1577
VR1577-BSD	R40956.D	1	07/08/16	CV	n/a	n/a	VR1577

The QC reported here applies to the following samples:

Method: SW846 8260B

C46447-1

CAS No.	Surrogate Recoveries	BSP	BSD	Limits
460-00-4	4-Bromofluorobenzene	100%	99%	79-114%

\* = Outside of Control Limits.

# Blank Spike/Blank Spike Duplicate Summary

**Job Number:** C46447  
**Account:** ATCCAR ATC Group Services  
**Project:** Premier Hyundai 2820 Broadway Oakland

Sample	File ID	DF	Analyzed	By	Prep Date	Prep Batch	Analytical Batch
VR1579-BS	R40988.D	1	07/11/16	CV	n/a	n/a	VR1579
VR1579-BSD	R40989.D	1	07/11/16	CV	n/a	n/a	VR1579

The QC reported here applies to the following samples:

Method: SW846 8260B

C46447-2

CAS No.	Compound	Spike ug/l	BSP ug/l	BSP %	BSD ug/l	BSD %	RPD	Limits Rec/RPD
67-64-1	Acetone	80	91.4	114	93.0	116	2	55-147/17
71-43-2	Benzene	20	19.4	97	20.4	102	5	76-120/10
108-86-1	Bromobenzene	20	19.3	97	19.9	100	3	80-123/10
74-97-5	Bromochloromethane	20	20.4	102	22.0	110	8	79-124/10
75-27-4	Bromodichloromethane	20	20.4	102	21.1	106	3	75-121/10
75-25-2	Bromoform	20	15.9	80	15.9	80	0	62-127/10
104-51-8	n-Butylbenzene	20	19.4	97	20.2	101	4	74-129/10
135-98-8	sec-Butylbenzene	20	18.7	94	19.5	98	4	75-128/11
98-06-6	tert-Butylbenzene	20	17.4	87	17.6	88	1	74-127/11
108-90-7	Chlorobenzene	20	18.9	95	19.3	97	2	79-119/10
75-00-3	Chloroethane	20	22.5	113	24.1	121* a	7	60-115/14
67-66-3	Chloroform	20	20.9	105	22.6	113	8	75-122/10
95-49-8	o-Chlorotoluene	20	20.2	101	19.8	99	2	76-125/12
106-43-4	p-Chlorotoluene	20	19.6	98	20.1	101	3	76-126/11
56-23-5	Carbon tetrachloride	20	17.6	88	19.0	95	8	72-128/13
75-34-3	1,1-Dichloroethane	20	20.7	104	22.5	113	8	70-121/10
75-35-4	1,1-Dichloroethylene	20	17.1	86	18.9	95	10	62-125/13
563-58-6	1,1-Dichloropropene	20	17.9	90	19.3	97	8	68-116/11
96-12-8	1,2-Dibromo-3-chloropropane	20	17.6	88	17.4	87	1	64-129/11
106-93-4	1,2-Dibromoethane	20	20.0	100	20.0	100	0	81-124/10
107-06-2	1,2-Dichloroethane	20	20.8	104	21.2	106	2	74-122/10
78-87-5	1,2-Dichloropropane	20	20.4	102	21.2	106	4	75-123/10
142-28-9	1,3-Dichloropropane	20	20.9	105	21.0	105	0	81-127/11
108-20-3	Di-Isopropyl ether	20	20.7	104	22.1	111	7	69-126/10
594-20-7	2,2-Dichloropropane	20	18.0	90	20.0	100	11	66-130/12
124-48-1	Dibromochloromethane	20	16.6	83	16.8	84	1	76-124/10
75-71-8	Dichlorodifluoromethane	20	20.0	100	20.0	100	0	26-163/26
156-59-2	cis-1,2-Dichloroethylene	20	20.9	105	22.6	113	8	75-128/10
10061-01-5	cis-1,3-Dichloropropene	20	21.0	105	21.6	108	3	76-131/10
541-73-1	m-Dichlorobenzene	20	19.2	96	19.8	99	3	79-121/10
95-50-1	o-Dichlorobenzene	20	19.3	97	19.6	98	2	79-120/10
106-46-7	p-Dichlorobenzene	20	19.2	96	19.7	99	3	79-120/10
156-60-5	trans-1,2-Dichloroethylene	20	17.5	88	19.2	96	9	67-116/11
10061-02-6	trans-1,3-Dichloropropene	20	20.2	101	20.7	104	2	73-125/10
100-41-4	Ethylbenzene	20	19.2	96	19.8	99	3	78-123/10
637-92-3	Ethyl Tert Butyl Ether	20	20.5	103	22.1	111	8	75-126/11

\* = Outside of Control Limits.

5.2.2  
5

# Blank Spike/Blank Spike Duplicate Summary

**Job Number:** C46447  
**Account:** ATCCAR ATC Group Services  
**Project:** Premier Hyundai 2820 Broadway Oakland

Sample	File ID	DF	Analyzed	By	Prep Date	Prep Batch	Analytical Batch
VR1579-BS	R40988.D	1	07/11/16	CV	n/a	n/a	VR1579
VR1579-BSD	R40989.D	1	07/11/16	CV	n/a	n/a	VR1579

The QC reported here applies to the following samples:

Method: SW846 8260B

C46447-2

CAS No.	Compound	Spike ug/l	BSP ug/l	BSP %	BSD ug/l	BSD %	RPD	Limits Rec/RPD
591-78-6	2-Hexanone	80	94.1	118	91.5	114	3	71-145/12
87-68-3	Hexachlorobutadiene	20	16.3	82	16.9	85	4	70-130/12
98-82-8	Isopropylbenzene	20	18.3	92	19.0	95	4	77-125/10
99-87-6	p-Isopropyltoluene	20	18.6	93	19.4	97	4	76-126/10
108-10-1	4-Methyl-2-pentanone	80	89.5	112	89.6	112	0	70-142/11
74-83-9	Methyl bromide	20	21.7	109	23.0	115	6	65-124/13
74-87-3	Methyl chloride	20	18.4	92	19.8	99	7	47-143/20
74-95-3	Methylene bromide	20	20.9	105	21.3	107	2	80-125/10
75-09-2	Methylene chloride	20	20.6	103	22.0	110	7	65-124/15
78-93-3	Methyl ethyl ketone	80	91.6	115	94.4	118	3	66-145/12
1634-04-4	Methyl Tert Butyl Ether	20	19.5	98	20.6	103	5	73-120/10
91-20-3	Naphthalene	20	19.2	96	19.1	96	1	66-120/12
103-65-1	n-Propylbenzene	20	19.0	95	19.8	99	4	75-125/10
100-42-5	Styrene	20	19.4	97	19.9	100	3	73-126/10
994-05-8	Tert-Amyl Methyl Ether	20	20.7	104	22.3	112	7	77-126/10
75-65-0	Tert-Butyl Alcohol	100	99.8	100	106	106	6	52-148/18
630-20-6	1,1,1,2-Tetrachloroethane	20	19.4	97	19.8	99	2	79-126/10
71-55-6	1,1,1-Trichloroethane	20	19.3	97	21.5	108	11	73-125/11
79-34-5	1,1,2,2-Tetrachloroethane	20	21.9	110	21.7	109	1	78-127/10
79-00-5	1,1,2-Trichloroethane	20	20.9	105	20.8	104	0	79-122/10
87-61-6	1,2,3-Trichlorobenzene	20	17.9	90	18.1	91	1	70-128/12
96-18-4	1,2,3-Trichloropropane	20	19.5	98	19.4	97	1	66-127/10
120-82-1	1,2,4-Trichlorobenzene	20	18.0	90	18.4	92	2	72-125/11
95-63-6	1,2,4-Trimethylbenzene	20	19.2	96	19.9	100	4	76-124/10
108-67-8	1,3,5-Trimethylbenzene	20	19.1	96	19.8	99	4	79-130/10
127-18-4	Tetrachloroethylene	20	17.2	86	17.8	89	3	72-124/13
79-01-6	Trichloroethylene	20	19.0	95	20.0	100	5	75-119/10
75-69-4	Trichlorofluoromethane	20	23.4	117	24.9	125	6	68-130/19
75-01-4	Vinyl chloride	20	24.8	124	26.3	132	6	57-137/18

CAS No.	Surrogate Recoveries	BSP	BSD	Limits
1868-53-7	Dibromofluoromethane	110%	115%	80-123%
2037-26-5	Toluene-D8	101%	99%	88-112%
460-00-4	4-Bromofluorobenzene	99%	99%	79-114%

\* = Outside of Control Limits.

5.2.2  
 5

# Blank Spike/Blank Spike Duplicate Summary

**Job Number:** C46447  
**Account:** ATCCAR ATC Group Services  
**Project:** Premier Hyundai 2820 Broadway Oakland

Sample	File ID	DF	Analyzed	By	Prep Date	Prep Batch	Analytical Batch
VR1579-BS	R40988.D	1	07/11/16	CV	n/a	n/a	VR1579
VR1579-BSD	R40989.D	1	07/11/16	CV	n/a	n/a	VR1579

The QC reported here applies to the following samples:

Method: SW846 8260B

C46447-2

(a) Outside laboratory control limits (high bias); but within marginal exceedence criteria. AZ:L1

---

\* = Outside of Control Limits.

# Blank Spike/Blank Spike Duplicate Summary

**Job Number:** C46447  
**Account:** ATCCAR ATC Group Services  
**Project:** Premier Hyundai 2820 Broadway Oakland

Sample	File ID	DF	Analyzed	By	Prep Date	Prep Batch	Analytical Batch
VR1581-BS	R41018.D	1	07/12/16	CV	n/a	n/a	VR1581
VR1581-BSD	R41019.D	1	07/12/16	CV	n/a	n/a	VR1581

The QC reported here applies to the following samples:

Method: SW846 8260B

C46447-1, C46447-2

CAS No.	Compound	Spike ug/l	BSP ug/l	BSP %	BSD ug/l	BSD %	RPD	Limits Rec/RPD
71-43-2	Benzene	20	19.3	97	18.5	93	4	76-120/10
108-88-3	Toluene	20	18.9	95	18.3	92	3	78-121/10
1330-20-7	Xylene (total)	60	56.2	94	54.0	90	4	78-122/10

CAS No.	Surrogate Recoveries	BSP	BSD	Limits
1868-53-7	Dibromofluoromethane	108%	107%	80-123%
2037-26-5	Toluene-D8	101%	101%	88-112%
460-00-4	4-Bromofluorobenzene	99%	99%	79-114%

\* = Outside of Control Limits.

5.2.3  
 5



# Laboratory Control Sample Summary

**Job Number:** C46447  
**Account:** ATCCAR ATC Group Services  
**Project:** Premier Hyundai 2820 Broadway Oakland

Sample	File ID	DF	Analyzed	By	Prep Date	Prep Batch	Analytical Batch
VR1577-LCS	R40958.D	1	07/08/16	CV	n/a	n/a	VR1577

The QC reported here applies to the following samples:

Method: SW846 8260B

C46447-1

CAS No.	Compound	Spike ug/l	LCS ug/l	LCS %	Limits
---------	----------	---------------	-------------	----------	--------

CAS No.	Surrogate Recoveries	BSP	Limits
1868-53-7	Dibromofluoromethane	107%	80-123%
2037-26-5	Toluene-D8	104%	88-112%
460-00-4	4-Bromofluorobenzene	96%	79-114%

\* = Outside of Control Limits.

# Laboratory Control Sample Summary

**Job Number:** C46447  
**Account:** ATCCAR ATC Group Services  
**Project:** Premier Hyundai 2820 Broadway Oakland

Sample	File ID	DF	Analyzed	By	Prep Date	Prep Batch	Analytical Batch
VR1579-LCS	R40990.D	1	07/11/16	CV	n/a	n/a	VR1579

The QC reported here applies to the following samples:

Method: SW846 8260B

C46447-2

CAS No.	Compound	Spike ug/l	LCS ug/l	LCS %	Limits
---------	----------	---------------	-------------	----------	--------

CAS No.	Surrogate Recoveries	BSP	Limits
1868-53-7	Dibromofluoromethane	106%	80-123%
2037-26-5	Toluene-D8	103%	88-112%
460-00-4	4-Bromofluorobenzene	96%	79-114%

\* = Outside of Control Limits.

# Laboratory Control Sample Summary

**Job Number:** C46447  
**Account:** ATCCAR ATC Group Services  
**Project:** Premier Hyundai 2820 Broadway Oakland

Sample	File ID	DF	Analyzed	By	Prep Date	Prep Batch	Analytical Batch
VR1581-LCS	R41020.D	1	07/12/16	CV	n/a	n/a	VR1581

The QC reported here applies to the following samples:

Method: SW846 8260B

C46447-1, C46447-2

CAS No.	Compound	Spike ug/l	LCS ug/l	LCS %	Limits
	TPH-GRO (C6-C10)	125	140	112	70-130

CAS No.	Surrogate Recoveries	BSP	Limits
1868-53-7	Dibromofluoromethane	104%	80-123%
2037-26-5	Toluene-D8	103%	88-112%
460-00-4	4-Bromofluorobenzene	95%	79-114%

\* = Outside of Control Limits.

5.3.3  
 5

# Matrix Spike/Matrix Spike Duplicate Summary

**Job Number:** C46447  
**Account:** ATCCAR ATC Group Services  
**Project:** Premier Hyundai 2820 Broadway Oakland

Sample	File ID	DF	Analyzed	By	Prep Date	Prep Batch	Analytical Batch
C46413-8MS	R40974.D	200	07/08/16	CV	n/a	n/a	VR1577
C46413-8MSD	R40975.D	200	07/08/16	CV	n/a	n/a	VR1577
C46413-8 <sup>a</sup>	R40968.D	200	07/08/16	CV	n/a	n/a	VR1577

The QC reported here applies to the following samples:

Method: SW846 8260B

C46447-1

CAS No.	Compound	C46413-8 ug/l	Spike Q ug/l	MS ug/l	MS %	Spike ug/l	MSD ug/l	MSD %	RPD	Limits Rec/RPD	
67-64-1	Acetone	ND		16000	15900	99	16000	15600	98	2	55-147/17
108-86-1	Bromobenzene	ND		4000	4090	102	4000	4040	101	1	80-123/10
74-97-5	Bromochloromethane	ND		4000	4150	104	4000	4020	101	3	79-124/10
75-27-4	Bromodichloromethane	ND		4000	3900	98	4000	3900	98	0	75-121/10
75-25-2	Bromoform	ND		4000	2770	69	4000	3030	76	9	62-127/10
104-51-8	n-Butylbenzene	ND		4000	4010	100	4000	3970	99	1	74-129/10
135-98-8	sec-Butylbenzene	ND		4000	4020	101	4000	3980	100	1	75-128/11
98-06-6	tert-Butylbenzene	ND		4000	3810	95	4000	3760	94	1	74-127/11
108-90-7	Chlorobenzene	ND		4000	3970	99	4000	3900	98	2	79-119/10
75-00-3	Chloroethane	ND		4000	4110	103	4000	4180	105	2	60-115/14
67-66-3	Chloroform	ND		4000	4080	102	4000	3960	99	3	75-122/10
95-49-8	o-Chlorotoluene	ND		4000	4130	103	4000	4140	104	0	76-125/12
106-43-4	p-Chlorotoluene	ND		4000	3980	100	4000	3950	99	1	76-126/11
56-23-5	Carbon tetrachloride	ND		4000	3970	99	4000	3930	98	1	72-128/13
75-34-3	1,1-Dichloroethane	ND		4000	4060	102	4000	3940	99	3	70-121/10
75-35-4	1,1-Dichloroethylene	ND		4000	3790	95	4000	3570	89	6	62-125/13
563-58-6	1,1-Dichloropropene	ND		4000	3910	98	4000	3780	95	3	68-116/11
96-12-8	1,2-Dibromo-3-chloropropane	ND		4000	3310	83	4000	3370	84	2	64-129/11
106-93-4	1,2-Dibromoethane	ND		4000	4070	102	4000	3990	100	2	81-124/10
107-06-2	1,2-Dichloroethane	ND		4000	3970	99	4000	3910	98	2	74-122/10
78-87-5	1,2-Dichloropropane	ND		4000	4060	102	4000	3950	99	3	75-123/10
142-28-9	1,3-Dichloropropane	ND		4000	4150	104	4000	4110	103	1	81-127/11
108-20-3	Di-Isopropyl ether	ND		4000	3900	98	4000	3780	95	3	69-126/10
594-20-7	2,2-Dichloropropane	ND		4000	3600	90	4000	3470	87	4	66-130/12
124-48-1	Dibromochloromethane	ND		4000	3170	79	4000	3320	83	5	76-124/10
75-71-8	Dichlorodifluoromethane	ND		4000	2890	72	4000	3290	82	13	26-163/26
156-59-2	cis-1,2-Dichloroethylene	ND		4000	4180	105	4000	4030	101	4	75-128/10
10061-01-5	cis-1,3-Dichloropropene	ND		4000	4090	102	4000	4040	101	1	76-131/10
541-73-1	m-Dichlorobenzene	ND		4000	4050	101	4000	3980	100	2	79-121/10
95-50-1	o-Dichlorobenzene	ND		4000	4030	101	4000	3940	99	2	79-120/10
106-46-7	p-Dichlorobenzene	ND		4000	4010	100	4000	3960	99	1	79-120/10
156-60-5	trans-1,2-Dichloroethylene	ND		4000	3680	92	4000	3530	88	4	67-116/11
10061-02-6	trans-1,3-Dichloropropene	ND		4000	3950	99	4000	3970	99	1	73-125/10
100-41-4	Ethylbenzene	141	J	4000	4280	103	4000	4160	100	3	78-123/10
637-92-3	Ethyl Tert Butyl Ether	ND		4000	3980	100	4000	3870	97	3	75-126/11
591-78-6	2-Hexanone	ND		16000	17500	109	16000	17700	111	1	71-145/12

\* = Outside of Control Limits.

# Matrix Spike/Matrix Spike Duplicate Summary

**Job Number:** C46447  
**Account:** ATCCAR ATC Group Services  
**Project:** Premier Hyundai 2820 Broadway Oakland

Sample	File ID	DF	Analyzed	By	Prep Date	Prep Batch	Analytical Batch
C46413-8MS	R40974.D	200	07/08/16	CV	n/a	n/a	VR1577
C46413-8MSD	R40975.D	200	07/08/16	CV	n/a	n/a	VR1577
C46413-8 <sup>a</sup>	R40968.D	200	07/08/16	CV	n/a	n/a	VR1577

The QC reported here applies to the following samples:

Method: SW846 8260B

C46447-1

CAS No.	Compound	C46413-8 ug/l	Spike Q ug/l	MS ug/l	MS %	Spike ug/l	MSD ug/l	MSD %	RPD	Limits Rec/RPD	
87-68-3	Hexachlorobutadiene	ND	4000	3490	87	4000	3420	86	2	70-130/12	
98-82-8	Isopropylbenzene	ND	4000	3960	99	4000	3890	97	2	77-125/10	
99-87-6	p-Isopropyltoluene	ND	4000	4020	101	4000	3980	100	1	76-126/10	
108-10-1	4-Methyl-2-pentanone	ND	16000	16700	104	16000	16600	104	1	70-142/11	
74-83-9	Methyl bromide	ND	4000	4100	103	4000	4090	102	0	65-124/13	
74-87-3	Methyl chloride	ND	4000	3120	78	4000	3780	95	19	47-143/20	
74-95-3	Methylene bromide	ND	4000	4140	104	4000	4030	101	3	80-125/10	
75-09-2	Methylene chloride	ND	4000	4020	101	4000	3850	96	4	65-124/15	
78-93-3	Methyl ethyl ketone	ND	16000	17000	106	16000	16900	106	1	66-145/12	
1634-04-4	Methyl Tert Butyl Ether	14600	4000	17700	78	4000	17500	73	1	73-120/10	
91-20-3	Naphthalene	ND	4000	4020	101	4000	3880	97	4	66-120/12	
103-65-1	n-Propylbenzene	ND	4000	4060	102	4000	4000	100	1	75-125/10	
100-42-5	Styrene	ND	4000	4000	100	4000	3950	99	1	73-126/10	
994-05-8	Tert-Amyl Methyl Ether	ND	4000	4100	103	4000	3990	100	3	77-126/10	
75-65-0	Tert-Butyl Alcohol	20000	20000	41300	107	20000	41300	107	0	52-148/18	
630-20-6	1,1,1,2-Tetrachloroethane	ND	4000	4070	102	4000	4010	100	1	79-126/10	
71-55-6	1,1,1-Trichloroethane	ND	4000	4100	103	4000	4010	100	2	73-125/11	
79-34-5	1,1,2,2-Tetrachloroethane	ND	4000	4240	106	4000	4230	106	0	78-127/10	
79-00-5	1,1,2-Trichloroethane	ND	4000	4140	104	4000	4060	102	2	79-122/10	
87-61-6	1,2,3-Trichlorobenzene	ND	4000	3630	91	4000	3600	90	1	70-128/12	
96-18-4	1,2,3-Trichloropropane	ND	4000	3910	98	4000	3910	98	0	66-127/10	
120-82-1	1,2,4-Trichlorobenzene	ND	4000	3670	92	4000	3620	91	1	72-125/11	
95-63-6	1,2,4-Trimethylbenzene	98.1	J	4000	4220	103	4000	4100	100	3	76-124/10
108-67-8	1,3,5-Trimethylbenzene	ND	4000	4140	104	4000	4080	102	1	79-130/10	
127-18-4	Tetrachloroethylene	ND	4000	3880	97	4000	3740	94	4	72-124/13	
108-88-3	Toluene	ND	4000	4130	103	4000	3970	99	4	78-121/10	
79-01-6	Trichloroethylene	ND	4000	4060	102	4000	3940	99	3	75-119/10	
75-69-4	Trichlorofluoromethane	ND	4000	3870	97	4000	4310	108	11	68-130/19	
75-01-4	Vinyl chloride	ND	4000	4060	102	4000	4420	111	8	57-137/18	
1330-20-7	Xylene (total)	316	J	12000	12700	103	12000	12200	99	4	78-122/10

CAS No.	Surrogate Recoveries	MS	MSD	C46413-8	Limits
1868-53-7	Dibromofluoromethane	103%	102%	108%	80-123%
2037-26-5	Toluene-D8	100%	100%	104%	88-112%

\* = Outside of Control Limits.

# Matrix Spike/Matrix Spike Duplicate Summary

**Job Number:** C46447  
**Account:** ATCCAR ATC Group Services  
**Project:** Premier Hyundai 2820 Broadway Oakland

Sample	File ID	DF	Analyzed	By	Prep Date	Prep Batch	Analytical Batch
C46413-8MS	R40974.D	200	07/08/16	CV	n/a	n/a	VR1577
C46413-8MSD	R40975.D	200	07/08/16	CV	n/a	n/a	VR1577
C46413-8 <sup>a</sup>	R40968.D	200	07/08/16	CV	n/a	n/a	VR1577

The QC reported here applies to the following samples:

Method: SW846 8260B

C46447-1

CAS No.	Surrogate Recoveries	MS	MSD	C46413-8	Limits
460-00-4	4-Bromofluorobenzene	99%	98%	95%	79-114%

(a) Sample vial contained more than 0.5cm of sediment.

\* = Outside of Control Limits.

5.4.1  
 5

# Matrix Spike/Matrix Spike Duplicate Summary

**Job Number:** C46447  
**Account:** ATCCAR ATC Group Services  
**Project:** Premier Hyundai 2820 Broadway Oakland

Sample	File ID	DF	Analyzed	By	Prep Date	Prep Batch	Analytical Batch
C46447-2MS	R41005.D	25	07/11/16	CV	n/a	n/a	VR1579
C46447-2MSD	R41006.D	25	07/11/16	CV	n/a	n/a	VR1579
C46447-2 <sup>a</sup>	R41003.D	25	07/11/16	CV	n/a	n/a	VR1579

The QC reported here applies to the following samples:

Method: SW846 8260B

C46447-2

CAS No.	Compound	C46447-2 ug/l	Spike Q ug/l	MS ug/l	MS %	Spike ug/l	MSD ug/l	MSD %	RPD	Limits Rec/RPD
67-64-1	Acetone	482	2000	2960	124	2000	2650	108	11	55-147/17
71-43-2	Benzene	1410	500	2050	128* <sup>b</sup>	500	1870	92	9	76-120/10
108-86-1	Bromobenzene	ND	500	499	100	500	495	99	1	80-123/10
74-97-5	Bromochloromethane	ND	500	589	118	500	552	110	6	79-124/10
75-27-4	Bromodichloromethane	ND	500	636	127* <sup>c</sup>	500	574	115	10	75-121/10
75-25-2	Bromoform	ND	500	380	76	500	398	80	5	62-127/10
104-51-8	n-Butylbenzene	24.1	500	559	107	500	532	102	5	74-129/10
135-98-8	sec-Butylbenzene	17.6	500	490	94	500	489	94	0	75-128/11
98-06-6	tert-Butylbenzene	ND	500	398	80	500	732	146* <sup>c</sup>	59* <sup>d</sup>	74-127/11
108-90-7	Chlorobenzene	ND	500	509	102	500	497	99	2	79-119/10
75-00-3	Chloroethane	ND	500	650	130* <sup>e</sup>	500	590	118* <sup>e</sup>	10	60-115/14
67-66-3	Chloroform	ND	500	612	122	500	564	113	8	75-122/10
95-49-8	o-Chlorotoluene	ND	500	434	87	500	440	88	1	76-125/12
106-43-4	p-Chlorotoluene	ND	500	513	103	500	511	102	0	76-126/11
56-23-5	Carbon tetrachloride	ND	500	477	95	500	490	98	3	72-128/13
75-34-3	1,1-Dichloroethane	ND	500	631	126* <sup>c</sup>	500	575	115	9	70-121/10
75-35-4	1,1-Dichloroethylene	ND	500	534	107	500	497	99	7	62-125/13
563-58-6	1,1-Dichloropropene	ND	500	501	100	500	493	99	2	68-116/11
96-12-8	1,2-Dibromo-3-chloropropane	ND	500	455	91	500	457	91	0	64-129/11
106-93-4	1,2-Dibromoethane	ND	500	525	105	500	520	104	1	81-124/10
107-06-2	1,2-Dichloroethane	ND	500	539	108	500	522	104	3	74-122/10
78-87-5	1,2-Dichloropropane	ND	500	624	125* <sup>c</sup>	500	569	114	9	75-123/10
142-28-9	1,3-Dichloropropane	ND	500	530	106	500	527	105	1	81-127/11
108-20-3	Di-Isopropyl ether	ND	500	599	120	500	544	109	10	69-126/10
594-20-7	2,2-Dichloropropane	ND	500	571	114	500	521	104	9	66-130/12
124-48-1	Dibromochloromethane	ND	500	433	87	500	436	87	1	76-124/10
75-71-8	Dichlorodifluoromethane	ND	500	547	109	500	476	95	14	26-163/26
156-59-2	cis-1,2-Dichloroethylene	ND	500	624	125	500	570	114	9	75-128/10
10061-01-5	cis-1,3-Dichloropropene	ND	500	538	108	500	527	105	2	76-131/10
541-73-1	m-Dichlorobenzene	ND	500	475	95	500	479	96	1	79-121/10
95-50-1	o-Dichlorobenzene	ND	500	481	96	500	478	96	1	79-120/10
106-46-7	p-Dichlorobenzene	ND	500	483	97	500	487	97	1	79-120/10
156-60-5	trans-1,2-Dichloroethylene	ND	500	524	105	500	486	97	8	67-116/11
10061-02-6	trans-1,3-Dichloropropene	ND	500	499	100	500	503	101	1	73-125/10
100-41-4	Ethylbenzene	1340	500	2530	238* <sup>b</sup>	500	2070	146* <sup>b</sup>	20* <sup>d</sup>	78-123/10
637-92-3	Ethyl Tert Butyl Ether	ND	500	592	118	500	548	110	8	75-126/11

\* = Outside of Control Limits.

# Matrix Spike/Matrix Spike Duplicate Summary

**Job Number:** C46447  
**Account:** ATCCAR ATC Group Services  
**Project:** Premier Hyundai 2820 Broadway Oakland

Sample	File ID	DF	Analyzed	By	Prep Date	Prep Batch	Analytical Batch
C46447-2MS	R41005.D	25	07/11/16	CV	n/a	n/a	VR1579
C46447-2MSD	R41006.D	25	07/11/16	CV	n/a	n/a	VR1579
C46447-2 <sup>a</sup>	R41003.D	25	07/11/16	CV	n/a	n/a	VR1579

The QC reported here applies to the following samples:

Method: SW846 8260B

C46447-2

CAS No.	Compound	C46447-2 ug/l	Spike Q ug/l	MS ug/l	MS %	Spike ug/l	MSD ug/l	MSD %	RPD	Limits Rec/RPD
591-78-6	2-Hexanone	ND	2000	3080	154* c	2000	2650	133	15* d	71-145/12
87-68-3	Hexachlorobutadiene	ND	500	363	73	500	385	77	6	70-130/12
98-82-8	Isopropylbenzene	168	500	798	126* c	500	697	106	14* d	77-125/10
99-87-6	p-Isopropyltoluene	27.3	500	508	96	500	501	95	1	76-126/10
108-10-1	4-Methyl-2-pentanone	ND	2000	3030	152* c	2000	2610	131	15* d	70-142/11
74-83-9	Methyl bromide	ND	500	619	124	500	562	112	10	65-124/13
74-87-3	Methyl chloride	ND	500	556	111	500	518	104	7	47-143/20
74-95-3	Methylene bromide	ND	500	540	108	500	530	106	2	80-125/10
75-09-2	Methylene chloride	ND	500	597	119	500	555	111	7	65-124/15
78-93-3	Methyl ethyl ketone	95.0	2000	2670	129	2000	2540	122	5	66-145/12
1634-04-4	Methyl Tert Butyl Ether	ND	500	559	112	500	518	104	8	73-120/10
91-20-3	Naphthalene	160	500	753	119	500	706	109	6	66-120/12
103-65-1	n-Propylbenzene	216	500	906	138* c	500	759	109	18* d	75-125/10
100-42-5	Styrene	ND	500	650	130* c	500	622	124	4	73-126/10
994-05-8	Tert-Amyl Methyl Ether	ND	500	602	120	500	557	111	8	77-126/10
75-65-0	Tert-Butyl Alcohol	ND	2500	2800	112	2500	2910	116	4	52-148/18
630-20-6	1,1,1,2-Tetrachloroethane	ND	500	501	100	500	504	101	1	79-126/10
71-55-6	1,1,1-Trichloroethane	ND	500	586	117	500	551	110	6	73-125/11
79-34-5	1,1,2,2-Tetrachloroethane	ND	500	551	110	500	542	108	2	78-127/10
79-00-5	1,1,2-Trichloroethane	ND	500	589	118	500	558	112	5	79-122/10
87-61-6	1,2,3-Trichlorobenzene	ND	500	414	83	500	427	85	3	70-128/12
96-18-4	1,2,3-Trichloropropane	ND	500	521	104	500	527	105	1	66-127/10
120-82-1	1,2,4-Trichlorobenzene	ND	500	421	84	500	432	86	3	72-125/11
95-63-6	1,2,4-Trimethylbenzene	1140	500	2720	316* b	500	1990	170* b	31* d	76-124/10
108-67-8	1,3,5-Trimethylbenzene	369	500	1260	178* c	500	989	124	24* d	79-130/10
127-18-4	Tetrachloroethylene	ND	500	452	90	500	456	91	1	72-124/13
79-01-6	Trichloroethylene	ND	500	600	120* c	500	573	115	5	75-119/10
75-69-4	Trichlorofluoromethane	ND	500	663	133* c	500	616	123	7	68-130/19
75-01-4	Vinyl chloride	ND	500	689	138* c	500	622	124	10	57-137/18

CAS No.	Surrogate Recoveries	MS	MSD	C46447-2	Limits
1868-53-7	Dibromofluoromethane	121%	113%	110%	80-123%
2037-26-5	Toluene-D8	98%	100%	101%	88-112%
460-00-4	4-Bromofluorobenzene	98%	99%	97%	79-114%

\* = Outside of Control Limits.



# Matrix Spike/Matrix Spike Duplicate Summary

**Job Number:** C46447  
**Account:** ATCCAR ATC Group Services  
**Project:** Premier Hyundai 2820 Broadway Oakland

Sample	File ID	DF	Analyzed	By	Prep Date	Prep Batch	Analytical Batch
C46447-2MS	R41005.D	25	07/11/16	CV	n/a	n/a	VR1579
C46447-2MSD	R41006.D	25	07/11/16	CV	n/a	n/a	VR1579
C46447-2 <sup>a</sup>	R41003.D	25	07/11/16	CV	n/a	n/a	VR1579

**The QC reported here applies to the following samples:**

**Method:** SW846 8260B

C46447-2

- (a) Sample vial contained more than 0.5cm of sediment.
- (b) Outside control limits due to high level in sample relative to spike amount. AZ:M3
- (c) Outside laboratory control limits. AZ:M1
- (d) Outside laboratory control limits. AZ:R9
- (e) Outside laboratory control limits. AZ:L1

---

\* = Outside of Control Limits.

# Matrix Spike/Matrix Spike Duplicate Summary

**Job Number:** C46447  
**Account:** ATCCAR ATC Group Services  
**Project:** Premier Hyundai 2820 Broadway Oakland

Sample	File ID	DF	Analyzed	By	Prep Date	Prep Batch	Analytical Batch
C46447-1MS	R41041.D	10	07/12/16	CV	n/a	n/a	VR1581
C46447-1MSD	R41042.D	10	07/12/16	CV	n/a	n/a	VR1581
C46447-1 <sup>a</sup>	R41028.D	10	07/12/16	CV	n/a	n/a	VR1581

The QC reported here applies to the following samples:

Method: SW846 8260B

C46447-1, C46447-2

CAS No.	Compound	C46447-1 ug/l	Spike Q ug/l	MS ug/l	MS %	Spike ug/l	MSD ug/l	MSD %	RPD	Limits Rec/RPD
71-43-2	Benzene	555	200	709	77	200	672	59* <sup>b</sup>	5	76-120/10
108-88-3	Toluene	83.9	200	272	94	200	272	94	0	78-121/10
1330-20-7	Xylene (total)	125	600	698	96	600	699	96	0	78-122/10

CAS No.	Surrogate Recoveries	MS	MSD	C46447-1	Limits
1868-53-7	Dibromofluoromethane	115%	108%	116%	80-123%
2037-26-5	Toluene-D8	102%	102%	102%	88-112%
460-00-4	4-Bromofluorobenzene	100%	99%	96%	79-114%

(a) Sample vial contained more than 0.5cm of sediment.

(b) Outside control limits due to high level in sample relative to spike amount. AZ:M3

\* = Outside of Control Limits.

5.4.3  
 5

### Technical Report for

#### ATC Group Services

Premier Hyundai 2820 Broadway Oakland

118EM01075

SGS Accutest Job Number: C46588

Sampling Date: 07/19/16

#### Report to:

ATC Group Services  
945 Highland Pointe Dr Suite 250  
Roseville, CA  
gabe.stivala@atcassociates.com

ATTN: Gabe Stivala

Total number of pages in report: 64



Test results contained within this data package meet the requirements of the National Environmental Laboratory Accreditation Program and/or state specific certification programs as applicable.

**James J. Rhudy**  
Lab Director

**Client Service contact: Nutan Kabir 408-588-0200**

Certifications: CA (ELAP 2910) AK (UST-092) AZ (AZ0762) NV (CA00150) OR (CA300006) WA (C925)  
DoD ELAP (L-A-B L2242)

This report shall not be reproduced, except in its entirety, without the written approval of SGS Accutest.  
Test results relate only to samples analyzed.

# Table of Contents

-1-

<b>Section 1: Sample Summary</b> .....	<b>3</b>
<b>Section 2: Summary of Hits</b> .....	<b>4</b>
<b>Section 3: Sample Results</b> .....	<b>7</b>
<b>3.1:</b> C46588-1: MW-1 .....	8
<b>3.2:</b> C46588-1F: MW-1 .....	11
<b>3.3:</b> C46588-2: MW-2 .....	12
<b>3.4:</b> C46588-2F: MW-2 .....	15
<b>3.5:</b> C46588-3: MW-3 .....	16
<b>3.6:</b> C46588-3F: MW-3 .....	19
<b>3.7:</b> C46588-4: MW-4 .....	20
<b>3.8:</b> C46588-4F: MW-4 .....	23
<b>3.9:</b> C46588-5: MW-5 .....	24
<b>3.10:</b> C46588-5F: MW-5 .....	27
<b>3.11:</b> C46588-6: MW-6 .....	28
<b>3.12:</b> C46588-6F: MW-6 .....	31
<b>Section 4: Misc. Forms</b> .....	<b>32</b>
<b>4.1:</b> Chain of Custody .....	33
<b>Section 5: GC/MS Volatiles - QC Data Summaries</b> .....	<b>35</b>
<b>5.1:</b> Method Blank Summary .....	36
<b>5.2:</b> Blank Spike/Blank Spike Duplicate Summary .....	42
<b>5.3:</b> Laboratory Control Sample Summary .....	48
<b>5.4:</b> Matrix Spike/Matrix Spike Duplicate Summary .....	49
<b>Section 6: Metals Analysis - QC Data Summaries</b> .....	<b>55</b>
<b>6.1:</b> Prep QC MP11650: Sb,As,Ba,Be,Cd,Cr,Co,Cu,Pb,Mo,Ni,Se,Ag,Tl,V,Zn .....	56
<b>6.2:</b> Prep QC MP11665: Hg .....	61

1

2

3

4

5

6



## Sample Summary

ATC Group Services

**Job No:** C46588

Premier Hyundai 2820 Broadway Oakland  
 Project No: 118EM01075

Sample Number	Collected		Received	Matrix		Client Sample ID
	Date	Time By		Code	Type	
C46588-1	07/19/16	12:20 GM	07/20/16	AQ	Ground Water	MW-1
C46588-1F	07/19/16	12:20 GM	07/20/16	AQ	Groundwater Filtered	MW-1
C46588-2	07/19/16	12:30 GM	07/20/16	AQ	Ground Water	MW-2
C46588-2F	07/19/16	12:30 GM	07/20/16	AQ	Groundwater Filtered	MW-2
C46588-3	07/19/16	12:10 GM	07/20/16	AQ	Ground Water	MW-3
C46588-3F	07/19/16	12:10 GM	07/20/16	AQ	Groundwater Filtered	MW-3
C46588-4	07/19/16	09:05 GM	07/20/16	AQ	Ground Water	MW-4
C46588-4F	07/19/16	09:05 GM	07/20/16	AQ	Groundwater Filtered	MW-4
C46588-5	07/19/16	09:15 GM	07/20/16	AQ	Ground Water	MW-5
C46588-5F	07/19/16	09:15 GM	07/20/16	AQ	Groundwater Filtered	MW-5
C46588-6	07/19/16	09:35 GM	07/20/16	AQ	Ground Water	MW-6
C46588-6F	07/19/16	09:35 GM	07/20/16	AQ	Groundwater Filtered	MW-6

## Summary of Hits

**Job Number:** C46588  
**Account:** ATC Group Services  
**Project:** Premier Hyundai 2820 Broadway Oakland  
**Collected:** 07/19/16

Lab Sample ID	Client Sample ID	Result/ Qual	RL	MDL	Units	Method
---------------	------------------	-----------------	----	-----	-------	--------

### C46588-1 MW-1

Acetone	291	20	ug/l	SW846 8260B
Benzene	696	20	ug/l	SW846 8260B
n-Butylbenzene	2.4	2.0	ug/l	SW846 8260B
1,2-Dichloroethane	27.9	1.0	ug/l	SW846 8260B
Di-Isopropyl ether	6.6	2.0	ug/l	SW846 8260B
2,2-Dichloropropane	4.5	1.0	ug/l	SW846 8260B
cis-1,2-Dichloroethylene	1.2	1.0	ug/l	SW846 8260B
Ethylbenzene	65.4	20	ug/l	SW846 8260B
Isopropylbenzene	10.0	1.0	ug/l	SW846 8260B
p-Isopropyltoluene	2.3	2.0	ug/l	SW846 8260B
Methyl ethyl ketone	74.3	10	ug/l	SW846 8260B
Naphthalene	9.2	5.0	ug/l	SW846 8260B
n-Propylbenzene	7.7	2.0	ug/l	SW846 8260B
Styrene	3.4	1.0	ug/l	SW846 8260B
Tert-Butyl Alcohol	30.4	10	ug/l	SW846 8260B
1,2,4-Trimethylbenzene	44.0	2.0	ug/l	SW846 8260B
1,3,5-Trimethylbenzene	25.1	2.0	ug/l	SW846 8260B
Toluene	180	20	ug/l	SW846 8260B
Trichloroethylene	32.4	1.0	ug/l	SW846 8260B
Xylene (total)	276	40	ug/l	SW846 8260B
TPH-GRO (C6-C10)	6340	1000	ug/l	SW846 8260B

### C46588-1F MW-1

No hits reported in this sample.

### C46588-2 MW-2

Acetone	231	20	ug/l	SW846 8260B
Benzene	823	20	ug/l	SW846 8260B
Chloroethane	1.1	1.0	ug/l	SW846 8260B
1,2-Dichloroethane	23.7	1.0	ug/l	SW846 8260B
1,2-Dichloropropane	4.4	1.0	ug/l	SW846 8260B
Di-Isopropyl ether	6.2	2.0	ug/l	SW846 8260B
cis-1,2-Dichloroethylene	3.6	1.0	ug/l	SW846 8260B
Ethylbenzene	52.3	20	ug/l	SW846 8260B
Isopropylbenzene	10.4	1.0	ug/l	SW846 8260B
Methyl ethyl ketone	38.1	10	ug/l	SW846 8260B
Naphthalene	9.9	5.0	ug/l	SW846 8260B
n-Propylbenzene	8.0	2.0	ug/l	SW846 8260B
Styrene	2.5	1.0	ug/l	SW846 8260B
Tert-Butyl Alcohol	35.6	10	ug/l	SW846 8260B
1,2,4-Trimethylbenzene	39.0	2.0	ug/l	SW846 8260B

## Summary of Hits

**Job Number:** C46588  
**Account:** ATC Group Services  
**Project:** Premier Hyundai 2820 Broadway Oakland  
**Collected:** 07/19/16

Lab Sample ID	Client Sample ID	Result/ Analyte	RL	MDL	Units	Method
---------------	------------------	--------------------	----	-----	-------	--------

1,3,5-Trimethylbenzene		12.9	2.0		ug/l	SW846 8260B
Toluene		113	20		ug/l	SW846 8260B
Trichloroethylene		55.5	20		ug/l	SW846 8260B
Xylene (total)		169	40		ug/l	SW846 8260B
TPH-GRO (C6-C10)		3980	1000		ug/l	SW846 8260B

### C46588-2F MW-2

No hits reported in this sample.

### C46588-3 MW-3

Chloroform		2.9	1.0		ug/l	SW846 8260B
cis-1,2-Dichloroethylene		9.0	1.0		ug/l	SW846 8260B
Tetrachloroethylene		1.6	1.0		ug/l	SW846 8260B
Trichloroethylene		116	10		ug/l	SW846 8260B
TPH-GRO (C6-C10)		379	50		ug/l	SW846 8260B

### C46588-3F MW-3

No hits reported in this sample.

### C46588-4 MW-4

Tetrachloroethylene		1.5	1.0		ug/l	SW846 8260B
Trichloroethylene		5.7	1.0		ug/l	SW846 8260B

### C46588-4F MW-4

Nickel		5.7	5.0		ug/l	EPA 200.7
Zinc		38.7	20		ug/l	EPA 200.7

### C46588-5 MW-5

Chloroform		6.4	1.0		ug/l	SW846 8260B
Carbon tetrachloride		57.4	1.0		ug/l	SW846 8260B
TPH-GRO (C6-C10)		73.4	50		ug/l	SW846 8260B

### C46588-5F MW-5

No hits reported in this sample.

### C46588-6 MW-6

Chloroform		6.4	1.0		ug/l	SW846 8260B
------------	--	-----	-----	--	------	-------------

## Summary of Hits

**Job Number:** C46588  
**Account:** ATC Group Services  
**Project:** Premier Hyundai 2820 Broadway Oakland  
**Collected:** 07/19/16

2

Lab Sample ID	Client Sample ID	Result/ Qual	RL	MDL	Units	Method
---------------	------------------	-----------------	----	-----	-------	--------

Carbon tetrachloride		23.8	1.0		ug/l	SW846 8260B
----------------------	--	------	-----	--	------	-------------

**C46588-6F**      **MW-6**

No hits reported in this sample.



Sample Results

---

Report of Analysis

---

## Report of Analysis

<b>Client Sample ID:</b> MW-1		<b>Date Sampled:</b> 07/19/16
<b>Lab Sample ID:</b> C46588-1		<b>Date Received:</b> 07/20/16
<b>Matrix:</b> AQ - Ground Water		<b>Percent Solids:</b> n/a
<b>Method:</b> SW846 8260B		
<b>Project:</b> Premier Hyundai 2820 Broadway Oakland		

Run #	File ID	DF	Analyzed	By	Prep Date	Prep Batch	Analytical Batch
Run #1	U36033.D	1	07/22/16	MV	n/a	n/a	VU1487
Run #2	U36072.D	20	07/25/16	MV	n/a	n/a	VU1489

Run #	Purge Volume
Run #1	10.0 ml
Run #2	10.0 ml

## VOA 8260 List

CAS No.	Compound	Result	RL	Units	Q
67-64-1	Acetone	291	20	ug/l	
71-43-2	Benzene	696 <sup>a</sup>	20	ug/l	
108-86-1	Bromobenzene	ND	1.0	ug/l	
74-97-5	Bromochloromethane	ND	1.0	ug/l	
75-27-4	Bromodichloromethane	ND	1.0	ug/l	
75-25-2	Bromoform	ND	1.0	ug/l	
104-51-8	n-Butylbenzene	2.4	2.0	ug/l	
135-98-8	sec-Butylbenzene	ND	2.0	ug/l	
98-06-6	tert-Butylbenzene	ND	2.0	ug/l	
108-90-7	Chlorobenzene	ND	1.0	ug/l	
75-00-3	Chloroethane	ND	1.0	ug/l	
67-66-3	Chloroform	ND	1.0	ug/l	
95-49-8	o-Chlorotoluene	ND	2.0	ug/l	
106-43-4	p-Chlorotoluene	ND	2.0	ug/l	
56-23-5	Carbon tetrachloride	ND	1.0	ug/l	
75-34-3	1,1-Dichloroethane	ND	1.0	ug/l	
75-35-4	1,1-Dichloroethylene	ND	1.0	ug/l	
563-58-6	1,1-Dichloropropene	ND	1.0	ug/l	
96-12-8	1,2-Dibromo-3-chloropropane	ND	2.0	ug/l	
106-93-4	1,2-Dibromoethane	ND	1.0	ug/l	
107-06-2	1,2-Dichloroethane	27.9	1.0	ug/l	
78-87-5	1,2-Dichloropropane	ND	1.0	ug/l	
142-28-9	1,3-Dichloropropane	ND	1.0	ug/l	
108-20-3	Di-Isopropyl ether	6.6	2.0	ug/l	
594-20-7	2,2-Dichloropropane	4.5	1.0	ug/l	
124-48-1	Dibromochloromethane	ND	1.0	ug/l	
75-71-8	Dichlorodifluoromethane	ND	1.0	ug/l	
156-59-2	cis-1,2-Dichloroethylene	1.2	1.0	ug/l	
10061-01-5	cis-1,3-Dichloropropene	ND	1.0	ug/l	
541-73-1	m-Dichlorobenzene	ND	1.0	ug/l	
95-50-1	o-Dichlorobenzene	ND	1.0	ug/l	
106-46-7	p-Dichlorobenzene	ND	1.0	ug/l	

ND = Not detected

RL = Reporting Limit

E = Indicates value exceeds calibration range

J = Indicates an estimated value

B = Indicates analyte found in associated method blank

N = Indicates presumptive evidence of a compound

## Report of Analysis

<b>Client Sample ID:</b>	MW-1	<b>Date Sampled:</b>	07/19/16
<b>Lab Sample ID:</b>	C46588-1	<b>Date Received:</b>	07/20/16
<b>Matrix:</b>	AQ - Ground Water	<b>Percent Solids:</b>	n/a
<b>Method:</b>	SW846 8260B		
<b>Project:</b>	Premier Hyundai 2820 Broadway Oakland		

## VOA 8260 List

CAS No.	Compound	Result	RL	Units	Q
156-60-5	trans-1,2-Dichloroethylene	ND	1.0	ug/l	
10061-02-6	trans-1,3-Dichloropropene	ND	1.0	ug/l	
100-41-4	Ethylbenzene	65.4 <sup>a</sup>	20	ug/l	
637-92-3	Ethyl Tert Butyl Ether	ND	2.0	ug/l	
591-78-6	2-Hexanone	ND	10	ug/l	
87-68-3	Hexachlorobutadiene	ND	2.0	ug/l	
98-82-8	Isopropylbenzene	10.0	1.0	ug/l	
99-87-6	p-Isopropyltoluene	2.3	2.0	ug/l	
108-10-1	4-Methyl-2-pentanone	ND	10	ug/l	
74-83-9	Methyl bromide	ND	2.0	ug/l	
74-87-3	Methyl chloride	ND	1.0	ug/l	
74-95-3	Methylene bromide	ND	1.0	ug/l	
75-09-2	Methylene chloride	ND	10	ug/l	
78-93-3	Methyl ethyl ketone	74.3	10	ug/l	
1634-04-4	Methyl Tert Butyl Ether	ND	1.0	ug/l	
91-20-3	Naphthalene	9.2	5.0	ug/l	
103-65-1	n-Propylbenzene	7.7	2.0	ug/l	
100-42-5	Styrene	3.4	1.0	ug/l	
994-05-8	Tert-Amyl Methyl Ether	ND	2.0	ug/l	
75-65-0	Tert-Butyl Alcohol	30.4	10	ug/l	
630-20-6	1,1,1,2-Tetrachloroethane	ND	1.0	ug/l	
71-55-6	1,1,1-Trichloroethane	ND	1.0	ug/l	
79-34-5	1,1,2,2-Tetrachloroethane	ND	1.0	ug/l	
79-00-5	1,1,2-Trichloroethane	ND	1.0	ug/l	
87-61-6	1,2,3-Trichlorobenzene	ND	2.0	ug/l	
96-18-4	1,2,3-Trichloropropane	ND	2.0	ug/l	
120-82-1	1,2,4-Trichlorobenzene	ND	2.0	ug/l	
95-63-6	1,2,4-Trimethylbenzene	44.0	2.0	ug/l	
108-67-8	1,3,5-Trimethylbenzene	25.1	2.0	ug/l	
127-18-4	Tetrachloroethylene	ND	1.0	ug/l	
108-88-3	Toluene	180 <sup>a</sup>	20	ug/l	
79-01-6	Trichloroethylene	32.4	1.0	ug/l	
75-69-4	Trichlorofluoromethane	ND	1.0	ug/l	
75-01-4	Vinyl chloride	ND	1.0	ug/l	
1330-20-7	Xylene (total)	276 <sup>a</sup>	40	ug/l	
	TPH-GRO (C6-C10)	6340 <sup>a</sup>	1000	ug/l	

CAS No.	Surrogate Recoveries	Run# 1	Run# 2	Limits
1868-53-7	Dibromofluoromethane	103%	97%	80-123%

ND = Not detected

RL = Reporting Limit

E = Indicates value exceeds calibration range

J = Indicates an estimated value

B = Indicates analyte found in associated method blank

N = Indicates presumptive evidence of a compound

## Report of Analysis

<b>Client Sample ID:</b> MW-1 <b>Lab Sample ID:</b> C46588-1 <b>Matrix:</b> AQ - Ground Water <b>Method:</b> SW846 8260B <b>Project:</b> Premier Hyundai 2820 Broadway Oakland	<b>Date Sampled:</b> 07/19/16 <b>Date Received:</b> 07/20/16 <b>Percent Solids:</b> n/a
--	---

**VOA 8260 List**

CAS No.	Surrogate Recoveries	Run# 1	Run# 2	Limits
2037-26-5	Toluene-D8	101%	99%	88-112%
460-00-4	4-Bromofluorobenzene	116%	90%	79-114%

(a) Result is from Run# 2

ND = Not detected  
 RL = Reporting Limit  
 E = Indicates value exceeds calibration range

J = Indicates an estimated value  
 B = Indicates analyte found in associated method blank  
 N = Indicates presumptive evidence of a compound

## Report of Analysis

<b>Client Sample ID:</b> MW-1	<b>Date Sampled:</b> 07/19/16
<b>Lab Sample ID:</b> C46588-1F	<b>Date Received:</b> 07/20/16
<b>Matrix:</b> AQ - Groundwater Filtered	<b>Percent Solids:</b> n/a
<b>Project:</b> Premier Hyundai 2820 Broadway Oakland	

### Dissolved Metals Analysis

Analyte	Result	RL	Units	DF	Prep	Analyzed By	Method	Prep Method
Lead	< 10	10	ug/l	1	07/22/16	07/22/16 RS	EPA 200.7 <sup>1</sup>	EPA 200.7 <sup>2</sup>

(1) Instrument QC Batch: MA6026

(2) Prep QC Batch: MP11650

---

RL = Reporting Limit

## Report of Analysis

<b>Client Sample ID:</b> MW-2		<b>Date Sampled:</b> 07/19/16
<b>Lab Sample ID:</b> C46588-2		<b>Date Received:</b> 07/20/16
<b>Matrix:</b> AQ - Ground Water		<b>Percent Solids:</b> n/a
<b>Method:</b> SW846 8260B		
<b>Project:</b> Premier Hyundai 2820 Broadway Oakland		

Run #	File ID	DF	Analyzed	By	Prep Date	Prep Batch	Analytical Batch
Run #1	U36034.D	1	07/22/16	MV	n/a	n/a	VU1487
Run #2	U36071.D	20	07/25/16	MV	n/a	n/a	VU1489

Run #	Purge Volume
Run #1	10.0 ml
Run #2	10.0 ml

## VOA 8260 List

CAS No.	Compound	Result	RL	Units	Q
67-64-1	Acetone	231	20	ug/l	
71-43-2	Benzene	823 <sup>a</sup>	20	ug/l	
108-86-1	Bromobenzene	ND	1.0	ug/l	
74-97-5	Bromochloromethane	ND	1.0	ug/l	
75-27-4	Bromodichloromethane	ND	1.0	ug/l	
75-25-2	Bromoform	ND	1.0	ug/l	
104-51-8	n-Butylbenzene	ND	2.0	ug/l	
135-98-8	sec-Butylbenzene	ND	2.0	ug/l	
98-06-6	tert-Butylbenzene	ND	2.0	ug/l	
108-90-7	Chlorobenzene	ND	1.0	ug/l	
75-00-3	Chloroethane	1.1	1.0	ug/l	
67-66-3	Chloroform	ND	1.0	ug/l	
95-49-8	o-Chlorotoluene	ND	2.0	ug/l	
106-43-4	p-Chlorotoluene	ND	2.0	ug/l	
56-23-5	Carbon tetrachloride	ND	1.0	ug/l	
75-34-3	1,1-Dichloroethane	ND	1.0	ug/l	
75-35-4	1,1-Dichloroethylene	ND	1.0	ug/l	
563-58-6	1,1-Dichloropropene	ND	1.0	ug/l	
96-12-8	1,2-Dibromo-3-chloropropane	ND	2.0	ug/l	
106-93-4	1,2-Dibromoethane	ND	1.0	ug/l	
107-06-2	1,2-Dichloroethane	23.7	1.0	ug/l	
78-87-5	1,2-Dichloropropane	4.4	1.0	ug/l	
142-28-9	1,3-Dichloropropane	ND	1.0	ug/l	
108-20-3	Di-Isopropyl ether	6.2	2.0	ug/l	
594-20-7	2,2-Dichloropropane	ND	1.0	ug/l	
124-48-1	Dibromochloromethane	ND	1.0	ug/l	
75-71-8	Dichlorodifluoromethane	ND	1.0	ug/l	
156-59-2	cis-1,2-Dichloroethylene	3.6	1.0	ug/l	
10061-01-5	cis-1,3-Dichloropropene	ND	1.0	ug/l	
541-73-1	m-Dichlorobenzene	ND	1.0	ug/l	
95-50-1	o-Dichlorobenzene	ND	1.0	ug/l	
106-46-7	p-Dichlorobenzene	ND	1.0	ug/l	

ND = Not detected

RL = Reporting Limit

E = Indicates value exceeds calibration range

J = Indicates an estimated value

B = Indicates analyte found in associated method blank

N = Indicates presumptive evidence of a compound

## Report of Analysis

<b>Client Sample ID:</b>	MW-2	<b>Date Sampled:</b>	07/19/16
<b>Lab Sample ID:</b>	C46588-2	<b>Date Received:</b>	07/20/16
<b>Matrix:</b>	AQ - Ground Water	<b>Percent Solids:</b>	n/a
<b>Method:</b>	SW846 8260B		
<b>Project:</b>	Premier Hyundai 2820 Broadway Oakland		

## VOA 8260 List

CAS No.	Compound	Result	RL	Units	Q
156-60-5	trans-1,2-Dichloroethylene	ND	1.0	ug/l	
10061-02-6	trans-1,3-Dichloropropene	ND	1.0	ug/l	
100-41-4	Ethylbenzene	52.3 <sup>a</sup>	20	ug/l	
637-92-3	Ethyl Tert Butyl Ether	ND	2.0	ug/l	
591-78-6	2-Hexanone	ND	10	ug/l	
87-68-3	Hexachlorobutadiene	ND	2.0	ug/l	
98-82-8	Isopropylbenzene	10.4	1.0	ug/l	
99-87-6	p-Isopropyltoluene	ND	2.0	ug/l	
108-10-1	4-Methyl-2-pentanone	ND	10	ug/l	
74-83-9	Methyl bromide	ND	2.0	ug/l	
74-87-3	Methyl chloride	ND	1.0	ug/l	
74-95-3	Methylene bromide	ND	1.0	ug/l	
75-09-2	Methylene chloride	ND	10	ug/l	
78-93-3	Methyl ethyl ketone	38.1	10	ug/l	
1634-04-4	Methyl Tert Butyl Ether	ND	1.0	ug/l	
91-20-3	Naphthalene	9.9	5.0	ug/l	
103-65-1	n-Propylbenzene	8.0	2.0	ug/l	
100-42-5	Styrene	2.5	1.0	ug/l	
994-05-8	Tert-Amyl Methyl Ether	ND	2.0	ug/l	
75-65-0	Tert-Butyl Alcohol	35.6	10	ug/l	
630-20-6	1,1,1,2-Tetrachloroethane	ND	1.0	ug/l	
71-55-6	1,1,1-Trichloroethane	ND	1.0	ug/l	
79-34-5	1,1,2,2-Tetrachloroethane	ND	1.0	ug/l	
79-00-5	1,1,2-Trichloroethane	ND	1.0	ug/l	
87-61-6	1,2,3-Trichlorobenzene	ND	2.0	ug/l	
96-18-4	1,2,3-Trichloropropane	ND	2.0	ug/l	
120-82-1	1,2,4-Trichlorobenzene	ND	2.0	ug/l	
95-63-6	1,2,4-Trimethylbenzene	39.0	2.0	ug/l	
108-67-8	1,3,5-Trimethylbenzene	12.9	2.0	ug/l	
127-18-4	Tetrachloroethylene	ND	1.0	ug/l	
108-88-3	Toluene	113 <sup>a</sup>	20	ug/l	
79-01-6	Trichloroethylene	55.5 <sup>a</sup>	20	ug/l	
75-69-4	Trichlorofluoromethane	ND	1.0	ug/l	
75-01-4	Vinyl chloride	ND	1.0	ug/l	
1330-20-7	Xylene (total)	169 <sup>a</sup>	40	ug/l	
	TPH-GRO (C6-C10)	3980 <sup>a</sup>	1000	ug/l	

CAS No.	Surrogate Recoveries	Run# 1	Run# 2	Limits
1868-53-7	Dibromofluoromethane	105%	97%	80-123%

ND = Not detected

RL = Reporting Limit

E = Indicates value exceeds calibration range

J = Indicates an estimated value

B = Indicates analyte found in associated method blank

N = Indicates presumptive evidence of a compound

## Report of Analysis

<b>Client Sample ID:</b> MW-2 <b>Lab Sample ID:</b> C46588-2 <b>Matrix:</b> AQ - Ground Water <b>Method:</b> SW846 8260B <b>Project:</b> Premier Hyundai 2820 Broadway Oakland	<b>Date Sampled:</b> 07/19/16 <b>Date Received:</b> 07/20/16 <b>Percent Solids:</b> n/a
--	---

**VOA 8260 List**

CAS No.	Surrogate Recoveries	Run# 1	Run# 2	Limits
2037-26-5	Toluene-D8	101%	98%	88-112%
460-00-4	4-Bromofluorobenzene	119%	91%	79-114%

(a) Result is from Run# 2

ND = Not detected  
 RL = Reporting Limit  
 E = Indicates value exceeds calibration range

J = Indicates an estimated value  
 B = Indicates analyte found in associated method blank  
 N = Indicates presumptive evidence of a compound



## Report of Analysis

<b>Client Sample ID:</b> MW-2	<b>Date Sampled:</b> 07/19/16
<b>Lab Sample ID:</b> C46588-2F	<b>Date Received:</b> 07/20/16
<b>Matrix:</b> AQ - Groundwater Filtered	<b>Percent Solids:</b> n/a
<b>Project:</b> Premier Hyundai 2820 Broadway Oakland	

### Dissolved Metals Analysis

Analyte	Result	RL	Units	DF	Prep	Analyzed By	Method	Prep Method
Lead	< 10	10	ug/l	1	07/22/16	07/22/16 RS	EPA 200.7 <sup>1</sup>	EPA 200.7 <sup>2</sup>

(1) Instrument QC Batch: MA6026

(2) Prep QC Batch: MP11650

---

RL = Reporting Limit

## Report of Analysis

<b>Client Sample ID:</b> MW-3	<b>Date Sampled:</b> 07/19/16
<b>Lab Sample ID:</b> C46588-3	<b>Date Received:</b> 07/20/16
<b>Matrix:</b> AQ - Ground Water	<b>Percent Solids:</b> n/a
<b>Method:</b> SW846 8260B	
<b>Project:</b> Premier Hyundai 2820 Broadway Oakland	

Run #	File ID	DF	Analyzed	By	Prep Date	Prep Batch	Analytical Batch
Run #1	U36035.D	1	07/22/16	MV	n/a	n/a	VU1487
Run #2	U36067.D	10	07/25/16	MV	n/a	n/a	VU1489

Run #	Purge Volume
Run #1	10.0 ml
Run #2	10.0 ml

## VOA 8260 List

CAS No.	Compound	Result	RL	Units	Q
67-64-1	Acetone	ND	20	ug/l	
71-43-2	Benzene	ND	1.0	ug/l	
108-86-1	Bromobenzene	ND	1.0	ug/l	
74-97-5	Bromochloromethane	ND	1.0	ug/l	
75-27-4	Bromodichloromethane	ND	1.0	ug/l	
75-25-2	Bromoform	ND	1.0	ug/l	
104-51-8	n-Butylbenzene	ND	2.0	ug/l	
135-98-8	sec-Butylbenzene	ND	2.0	ug/l	
98-06-6	tert-Butylbenzene	ND	2.0	ug/l	
108-90-7	Chlorobenzene	ND	1.0	ug/l	
75-00-3	Chloroethane	ND	1.0	ug/l	
67-66-3	Chloroform	2.9	1.0	ug/l	
95-49-8	o-Chlorotoluene	ND	2.0	ug/l	
106-43-4	p-Chlorotoluene	ND	2.0	ug/l	
56-23-5	Carbon tetrachloride	ND	1.0	ug/l	
75-34-3	1,1-Dichloroethane	ND	1.0	ug/l	
75-35-4	1,1-Dichloroethylene	ND	1.0	ug/l	
563-58-6	1,1-Dichloropropene	ND	1.0	ug/l	
96-12-8	1,2-Dibromo-3-chloropropane	ND	2.0	ug/l	
106-93-4	1,2-Dibromoethane	ND	1.0	ug/l	
107-06-2	1,2-Dichloroethane	ND	1.0	ug/l	
78-87-5	1,2-Dichloropropane	ND	1.0	ug/l	
142-28-9	1,3-Dichloropropane	ND	1.0	ug/l	
108-20-3	Di-Isopropyl ether	ND	2.0	ug/l	
594-20-7	2,2-Dichloropropane	ND	1.0	ug/l	
124-48-1	Dibromochloromethane	ND	1.0	ug/l	
75-71-8	Dichlorodifluoromethane	ND	1.0	ug/l	
156-59-2	cis-1,2-Dichloroethylene	9.0	1.0	ug/l	
10061-01-5	cis-1,3-Dichloropropene	ND	1.0	ug/l	
541-73-1	m-Dichlorobenzene	ND	1.0	ug/l	
95-50-1	o-Dichlorobenzene	ND	1.0	ug/l	
106-46-7	p-Dichlorobenzene	ND	1.0	ug/l	

ND = Not detected

RL = Reporting Limit

E = Indicates value exceeds calibration range

J = Indicates an estimated value

B = Indicates analyte found in associated method blank

N = Indicates presumptive evidence of a compound

## Report of Analysis

<b>Client Sample ID:</b>	MW-3	<b>Date Sampled:</b>	07/19/16
<b>Lab Sample ID:</b>	C46588-3	<b>Date Received:</b>	07/20/16
<b>Matrix:</b>	AQ - Ground Water	<b>Percent Solids:</b>	n/a
<b>Method:</b>	SW846 8260B		
<b>Project:</b>	Premier Hyundai 2820 Broadway Oakland		

## VOA 8260 List

CAS No.	Compound	Result	RL	Units	Q
156-60-5	trans-1,2-Dichloroethylene	ND	1.0	ug/l	
10061-02-6	trans-1,3-Dichloropropene	ND	1.0	ug/l	
100-41-4	Ethylbenzene	ND	1.0	ug/l	
637-92-3	Ethyl Tert Butyl Ether	ND	2.0	ug/l	
591-78-6	2-Hexanone	ND	10	ug/l	
87-68-3	Hexachlorobutadiene	ND	2.0	ug/l	
98-82-8	Isopropylbenzene	ND	1.0	ug/l	
99-87-6	p-Isopropyltoluene	ND	2.0	ug/l	
108-10-1	4-Methyl-2-pentanone	ND	10	ug/l	
74-83-9	Methyl bromide	ND	2.0	ug/l	
74-87-3	Methyl chloride	ND	1.0	ug/l	
74-95-3	Methylene bromide	ND	1.0	ug/l	
75-09-2	Methylene chloride	ND	10	ug/l	
78-93-3	Methyl ethyl ketone	ND	10	ug/l	
1634-04-4	Methyl Tert Butyl Ether	ND	1.0	ug/l	
91-20-3	Naphthalene	ND	5.0	ug/l	
103-65-1	n-Propylbenzene	ND	2.0	ug/l	
100-42-5	Styrene	ND	1.0	ug/l	
994-05-8	Tert-Amyl Methyl Ether	ND	2.0	ug/l	
75-65-0	Tert-Butyl Alcohol	ND	10	ug/l	
630-20-6	1,1,1,2-Tetrachloroethane	ND	1.0	ug/l	
71-55-6	1,1,1-Trichloroethane	ND	1.0	ug/l	
79-34-5	1,1,2,2-Tetrachloroethane	ND	1.0	ug/l	
79-00-5	1,1,2-Trichloroethane	ND	1.0	ug/l	
87-61-6	1,2,3-Trichlorobenzene	ND	2.0	ug/l	
96-18-4	1,2,3-Trichloropropane	ND	2.0	ug/l	
120-82-1	1,2,4-Trichlorobenzene	ND	2.0	ug/l	
95-63-6	1,2,4-Trimethylbenzene	ND	2.0	ug/l	
108-67-8	1,3,5-Trimethylbenzene	ND	2.0	ug/l	
127-18-4	Tetrachloroethylene	1.6	1.0	ug/l	
108-88-3	Toluene	ND	1.0	ug/l	
79-01-6	Trichloroethylene	116 <sup>a</sup>	10	ug/l	
75-69-4	Trichlorofluoromethane	ND	1.0	ug/l	
75-01-4	Vinyl chloride	ND	1.0	ug/l	
1330-20-7	Xylene (total)	ND	2.0	ug/l	
	TPH-GRO (C6-C10)	379	50	ug/l	

CAS No.	Surrogate Recoveries	Run# 1	Run# 2	Limits
1868-53-7	Dibromofluoromethane	102%	98%	80-123%

ND = Not detected

RL = Reporting Limit

E = Indicates value exceeds calibration range

J = Indicates an estimated value

B = Indicates analyte found in associated method blank

N = Indicates presumptive evidence of a compound

## Report of Analysis

<b>Client Sample ID:</b> MW-3		<b>Date Sampled:</b> 07/19/16
<b>Lab Sample ID:</b> C46588-3		<b>Date Received:</b> 07/20/16
<b>Matrix:</b> AQ - Ground Water		<b>Percent Solids:</b> n/a
<b>Method:</b> SW846 8260B		
<b>Project:</b> Premier Hyundai 2820 Broadway Oakland		

### VOA 8260 List

CAS No.	Surrogate Recoveries	Run# 1	Run# 2	Limits
2037-26-5	Toluene-D8	101%	97%	88-112%
460-00-4	4-Bromofluorobenzene	92%	90%	79-114%

(a) Result is from Run# 2

ND = Not detected  
 RL = Reporting Limit  
 E = Indicates value exceeds calibration range

J = Indicates an estimated value  
 B = Indicates analyte found in associated method blank  
 N = Indicates presumptive evidence of a compound

## Report of Analysis

<b>Client Sample ID:</b> MW-3	<b>Date Sampled:</b> 07/19/16
<b>Lab Sample ID:</b> C46588-3F	<b>Date Received:</b> 07/20/16
<b>Matrix:</b> AQ - Groundwater Filtered	<b>Percent Solids:</b> n/a
<b>Project:</b> Premier Hyundai 2820 Broadway Oakland	

### Dissolved Metals Analysis

Analyte	Result	RL	Units	DF	Prep	Analyzed By	Method	Prep Method
Lead	< 10	10	ug/l	1	07/22/16	07/22/16 RS	EPA 200.7 <sup>1</sup>	EPA 200.7 <sup>2</sup>

(1) Instrument QC Batch: MA6026

(2) Prep QC Batch: MP11650

---

RL = Reporting Limit

## Report of Analysis

<b>Client Sample ID:</b> MW-4		<b>Date Sampled:</b> 07/19/16
<b>Lab Sample ID:</b> C46588-4		<b>Date Received:</b> 07/20/16
<b>Matrix:</b> AQ - Ground Water		<b>Percent Solids:</b> n/a
<b>Method:</b> SW846 8260B		
<b>Project:</b> Premier Hyundai 2820 Broadway Oakland		

Run #1	File ID	DF	Analyzed	By	Prep Date	Prep Batch	Analytical Batch
Run #2	U36066.D	1	07/25/16	MV	n/a	n/a	VU1489

Run #1	Purge Volume
Run #2	10.0 ml

## VOA 8260 List

CAS No.	Compound	Result	RL	Units	Q
67-64-1	Acetone	ND	20	ug/l	
71-43-2	Benzene	ND	1.0	ug/l	
108-86-1	Bromobenzene	ND	1.0	ug/l	
74-97-5	Bromochloromethane	ND	1.0	ug/l	
75-27-4	Bromodichloromethane	ND	1.0	ug/l	
75-25-2	Bromoform	ND	1.0	ug/l	
104-51-8	n-Butylbenzene	ND	2.0	ug/l	
135-98-8	sec-Butylbenzene	ND	2.0	ug/l	
98-06-6	tert-Butylbenzene	ND	2.0	ug/l	
108-90-7	Chlorobenzene	ND	1.0	ug/l	
75-00-3	Chloroethane	ND	1.0	ug/l	
67-66-3	Chloroform	ND	1.0	ug/l	
95-49-8	o-Chlorotoluene	ND	2.0	ug/l	
106-43-4	p-Chlorotoluene	ND	2.0	ug/l	
56-23-5	Carbon tetrachloride	ND	1.0	ug/l	
75-34-3	1,1-Dichloroethane	ND	1.0	ug/l	
75-35-4	1,1-Dichloroethylene	ND	1.0	ug/l	
563-58-6	1,1-Dichloropropene	ND	1.0	ug/l	
96-12-8	1,2-Dibromo-3-chloropropane	ND	2.0	ug/l	
106-93-4	1,2-Dibromoethane	ND	1.0	ug/l	
107-06-2	1,2-Dichloroethane	ND	1.0	ug/l	
78-87-5	1,2-Dichloropropane	ND	1.0	ug/l	
142-28-9	1,3-Dichloropropane	ND	1.0	ug/l	
108-20-3	Di-Isopropyl ether	ND	2.0	ug/l	
594-20-7	2,2-Dichloropropane	ND	1.0	ug/l	
124-48-1	Dibromochloromethane	ND	1.0	ug/l	
75-71-8	Dichlorodifluoromethane	ND	1.0	ug/l	
156-59-2	cis-1,2-Dichloroethylene	ND	1.0	ug/l	
10061-01-5	cis-1,3-Dichloropropene	ND	1.0	ug/l	
541-73-1	m-Dichlorobenzene	ND	1.0	ug/l	
95-50-1	o-Dichlorobenzene	ND	1.0	ug/l	
106-46-7	p-Dichlorobenzene	ND	1.0	ug/l	

ND = Not detected

RL = Reporting Limit

E = Indicates value exceeds calibration range

J = Indicates an estimated value

B = Indicates analyte found in associated method blank

N = Indicates presumptive evidence of a compound

## Report of Analysis

<b>Client Sample ID:</b>	MW-4	<b>Date Sampled:</b>	07/19/16
<b>Lab Sample ID:</b>	C46588-4	<b>Date Received:</b>	07/20/16
<b>Matrix:</b>	AQ - Ground Water	<b>Percent Solids:</b>	n/a
<b>Method:</b>	SW846 8260B		
<b>Project:</b>	Premier Hyundai 2820 Broadway Oakland		

## VOA 8260 List

CAS No.	Compound	Result	RL	Units	Q
156-60-5	trans-1,2-Dichloroethylene	ND	1.0	ug/l	
10061-02-6	trans-1,3-Dichloropropene	ND	1.0	ug/l	
100-41-4	Ethylbenzene	ND	1.0	ug/l	
637-92-3	Ethyl Tert Butyl Ether	ND	2.0	ug/l	
591-78-6	2-Hexanone	ND	10	ug/l	
87-68-3	Hexachlorobutadiene	ND	2.0	ug/l	
98-82-8	Isopropylbenzene	ND	1.0	ug/l	
99-87-6	p-Isopropyltoluene	ND	2.0	ug/l	
108-10-1	4-Methyl-2-pentanone	ND	10	ug/l	
74-83-9	Methyl bromide	ND	2.0	ug/l	
74-87-3	Methyl chloride	ND	1.0	ug/l	
74-95-3	Methylene bromide	ND	1.0	ug/l	
75-09-2	Methylene chloride	ND	10	ug/l	
78-93-3	Methyl ethyl ketone	ND	10	ug/l	
1634-04-4	Methyl Tert Butyl Ether	ND	1.0	ug/l	
91-20-3	Naphthalene	ND	5.0	ug/l	
103-65-1	n-Propylbenzene	ND	2.0	ug/l	
100-42-5	Styrene	ND	1.0	ug/l	
994-05-8	Tert-Amyl Methyl Ether	ND	2.0	ug/l	
75-65-0	Tert-Butyl Alcohol	ND	10	ug/l	
630-20-6	1,1,1,2-Tetrachloroethane	ND	1.0	ug/l	
71-55-6	1,1,1-Trichloroethane	ND	1.0	ug/l	
79-34-5	1,1,2,2-Tetrachloroethane	ND	1.0	ug/l	
79-00-5	1,1,2-Trichloroethane	ND	1.0	ug/l	
87-61-6	1,2,3-Trichlorobenzene	ND	2.0	ug/l	
96-18-4	1,2,3-Trichloropropane	ND	2.0	ug/l	
120-82-1	1,2,4-Trichlorobenzene	ND	2.0	ug/l	
95-63-6	1,2,4-Trimethylbenzene	ND	2.0	ug/l	
108-67-8	1,3,5-Trimethylbenzene	ND	2.0	ug/l	
127-18-4	Tetrachloroethylene	1.5	1.0	ug/l	
108-88-3	Toluene	ND	1.0	ug/l	
79-01-6	Trichloroethylene	5.7	1.0	ug/l	
75-69-4	Trichlorofluoromethane	ND	1.0	ug/l	
75-01-4	Vinyl chloride	ND	1.0	ug/l	
1330-20-7	Xylene (total)	ND	2.0	ug/l	
	TPH-GRO (C6-C10)	ND	50	ug/l	

CAS No.	Surrogate Recoveries	Run# 1	Run# 2	Limits
1868-53-7	Dibromofluoromethane	92%		80-123%

ND = Not detected

RL = Reporting Limit

E = Indicates value exceeds calibration range

J = Indicates an estimated value

B = Indicates analyte found in associated method blank

N = Indicates presumptive evidence of a compound

## Report of Analysis

<b>Client Sample ID:</b> MW-4 <b>Lab Sample ID:</b> C46588-4 <b>Matrix:</b> AQ - Ground Water <b>Method:</b> SW846 8260B <b>Project:</b> Premier Hyundai 2820 Broadway Oakland	<b>Date Sampled:</b> 07/19/16 <b>Date Received:</b> 07/20/16 <b>Percent Solids:</b> n/a
--	---

**VOA 8260 List**

CAS No.	Surrogate Recoveries	Run# 1	Run# 2	Limits
2037-26-5	Toluene-D8	99%		88-112%
460-00-4	4-Bromofluorobenzene	90%		79-114%

ND = Not detected  
 RL = Reporting Limit  
 E = Indicates value exceeds calibration range

J = Indicates an estimated value  
 B = Indicates analyte found in associated method blank  
 N = Indicates presumptive evidence of a compound



# Report of Analysis



<b>Client Sample ID:</b> MW-4	<b>Date Sampled:</b> 07/19/16
<b>Lab Sample ID:</b> C46588-4F	<b>Date Received:</b> 07/20/16
<b>Matrix:</b> AQ - Groundwater Filtered	<b>Percent Solids:</b> n/a
<b>Project:</b> Premier Hyundai 2820 Broadway Oakland	

## Dissolved Metals Analysis

Analyte	Result	RL	Units	DF	Prep	Analyzed By	Method	Prep Method
Antimony	< 6.0	6.0	ug/l	1	07/22/16	07/22/16 RS	EPA 200.7 <sup>1</sup>	EPA 200.7 <sup>3</sup>
Arsenic	< 10	10	ug/l	1	07/22/16	07/22/16 RS	EPA 200.7 <sup>1</sup>	EPA 200.7 <sup>3</sup>
Barium	< 200	200	ug/l	1	07/22/16	07/22/16 RS	EPA 200.7 <sup>1</sup>	EPA 200.7 <sup>3</sup>
Beryllium	< 5.0	5.0	ug/l	1	07/22/16	07/22/16 RS	EPA 200.7 <sup>1</sup>	EPA 200.7 <sup>3</sup>
Cadmium	< 2.0	2.0	ug/l	1	07/22/16	07/22/16 RS	EPA 200.7 <sup>1</sup>	EPA 200.7 <sup>3</sup>
Chromium	< 10	10	ug/l	1	07/22/16	07/22/16 RS	EPA 200.7 <sup>1</sup>	EPA 200.7 <sup>3</sup>
Cobalt	< 5.0	5.0	ug/l	1	07/22/16	07/22/16 RS	EPA 200.7 <sup>1</sup>	EPA 200.7 <sup>3</sup>
Copper	< 10	10	ug/l	1	07/22/16	07/22/16 RS	EPA 200.7 <sup>1</sup>	EPA 200.7 <sup>3</sup>
Lead	< 10	10	ug/l	1	07/22/16	07/22/16 RS	EPA 200.7 <sup>1</sup>	EPA 200.7 <sup>3</sup>
Mercury	< 0.20	0.20	ug/l	1	07/22/16	07/22/16 EB	EPA 245.1 <sup>2</sup>	SW846 7470A <sup>4</sup>
Molybdenum	< 20	20	ug/l	1	07/22/16	07/22/16 RS	EPA 200.7 <sup>1</sup>	EPA 200.7 <sup>3</sup>
Nickel	5.7	5.0	ug/l	1	07/22/16	07/22/16 RS	EPA 200.7 <sup>1</sup>	EPA 200.7 <sup>3</sup>
Selenium	< 10	10	ug/l	1	07/22/16	07/22/16 RS	EPA 200.7 <sup>1</sup>	EPA 200.7 <sup>3</sup>
Silver	< 5.0	5.0	ug/l	1	07/22/16	07/22/16 RS	EPA 200.7 <sup>1</sup>	EPA 200.7 <sup>3</sup>
Thallium	< 10	10	ug/l	1	07/22/16	07/22/16 RS	EPA 200.7 <sup>1</sup>	EPA 200.7 <sup>3</sup>
Vanadium	< 10	10	ug/l	1	07/22/16	07/22/16 RS	EPA 200.7 <sup>1</sup>	EPA 200.7 <sup>3</sup>
Zinc	38.7	20	ug/l	1	07/22/16	07/22/16 RS	EPA 200.7 <sup>1</sup>	EPA 200.7 <sup>3</sup>

- (1) Instrument QC Batch: MA6026
- (2) Instrument QC Batch: MA6028
- (3) Prep QC Batch: MP11650
- (4) Prep QC Batch: MP11665

RL = Reporting Limit

## Report of Analysis

<b>Client Sample ID:</b> MW-5		<b>Date Sampled:</b> 07/19/16
<b>Lab Sample ID:</b> C46588-5		<b>Date Received:</b> 07/20/16
<b>Matrix:</b> AQ - Ground Water		<b>Percent Solids:</b> n/a
<b>Method:</b> SW846 8260B		
<b>Project:</b> Premier Hyundai 2820 Broadway Oakland		

Run #	File ID	DF	Analyzed	By	Prep Date	Prep Batch	Analytical Batch
Run #1	U36037.D	1	07/22/16	MV	n/a	n/a	VU1487
Run #2							

Run #	Purge Volume
Run #1	10.0 ml
Run #2	

## VOA 8260 List

CAS No.	Compound	Result	RL	Units	Q
67-64-1	Acetone	ND	20	ug/l	
71-43-2	Benzene	ND	1.0	ug/l	
108-86-1	Bromobenzene	ND	1.0	ug/l	
74-97-5	Bromochloromethane	ND	1.0	ug/l	
75-27-4	Bromodichloromethane	ND	1.0	ug/l	
75-25-2	Bromoform	ND	1.0	ug/l	
104-51-8	n-Butylbenzene	ND	2.0	ug/l	
135-98-8	sec-Butylbenzene	ND	2.0	ug/l	
98-06-6	tert-Butylbenzene	ND	2.0	ug/l	
108-90-7	Chlorobenzene	ND	1.0	ug/l	
75-00-3	Chloroethane	ND	1.0	ug/l	
67-66-3	Chloroform	6.4	1.0	ug/l	
95-49-8	o-Chlorotoluene	ND	2.0	ug/l	
106-43-4	p-Chlorotoluene	ND	2.0	ug/l	
56-23-5	Carbon tetrachloride	57.4	1.0	ug/l	
75-34-3	1,1-Dichloroethane	ND	1.0	ug/l	
75-35-4	1,1-Dichloroethylene	ND	1.0	ug/l	
563-58-6	1,1-Dichloropropene	ND	1.0	ug/l	
96-12-8	1,2-Dibromo-3-chloropropane	ND	2.0	ug/l	
106-93-4	1,2-Dibromoethane	ND	1.0	ug/l	
107-06-2	1,2-Dichloroethane	ND	1.0	ug/l	
78-87-5	1,2-Dichloropropane	ND	1.0	ug/l	
142-28-9	1,3-Dichloropropane	ND	1.0	ug/l	
108-20-3	Di-Isopropyl ether	ND	2.0	ug/l	
594-20-7	2,2-Dichloropropane	ND	1.0	ug/l	
124-48-1	Dibromochloromethane	ND	1.0	ug/l	
75-71-8	Dichlorodifluoromethane	ND	1.0	ug/l	
156-59-2	cis-1,2-Dichloroethylene	ND	1.0	ug/l	
10061-01-5	cis-1,3-Dichloropropene	ND	1.0	ug/l	
541-73-1	m-Dichlorobenzene	ND	1.0	ug/l	
95-50-1	o-Dichlorobenzene	ND	1.0	ug/l	
106-46-7	p-Dichlorobenzene	ND	1.0	ug/l	

ND = Not detected

RL = Reporting Limit

E = Indicates value exceeds calibration range

J = Indicates an estimated value

B = Indicates analyte found in associated method blank

N = Indicates presumptive evidence of a compound

## Report of Analysis

<b>Client Sample ID:</b>	MW-5	<b>Date Sampled:</b>	07/19/16
<b>Lab Sample ID:</b>	C46588-5	<b>Date Received:</b>	07/20/16
<b>Matrix:</b>	AQ - Ground Water	<b>Percent Solids:</b>	n/a
<b>Method:</b>	SW846 8260B		
<b>Project:</b>	Premier Hyundai 2820 Broadway Oakland		

## VOA 8260 List

CAS No.	Compound	Result	RL	Units	Q
156-60-5	trans-1,2-Dichloroethylene	ND	1.0	ug/l	
10061-02-6	trans-1,3-Dichloropropene	ND	1.0	ug/l	
100-41-4	Ethylbenzene	ND	1.0	ug/l	
637-92-3	Ethyl Tert Butyl Ether	ND	2.0	ug/l	
591-78-6	2-Hexanone	ND	10	ug/l	
87-68-3	Hexachlorobutadiene	ND	2.0	ug/l	
98-82-8	Isopropylbenzene	ND	1.0	ug/l	
99-87-6	p-Isopropyltoluene	ND	2.0	ug/l	
108-10-1	4-Methyl-2-pentanone	ND	10	ug/l	
74-83-9	Methyl bromide	ND	2.0	ug/l	
74-87-3	Methyl chloride	ND	1.0	ug/l	
74-95-3	Methylene bromide	ND	1.0	ug/l	
75-09-2	Methylene chloride	ND	10	ug/l	
78-93-3	Methyl ethyl ketone	ND	10	ug/l	
1634-04-4	Methyl Tert Butyl Ether	ND	1.0	ug/l	
91-20-3	Naphthalene	ND	5.0	ug/l	
103-65-1	n-Propylbenzene	ND	2.0	ug/l	
100-42-5	Styrene	ND	1.0	ug/l	
994-05-8	Tert-Amyl Methyl Ether	ND	2.0	ug/l	
75-65-0	Tert-Butyl Alcohol	ND	10	ug/l	
630-20-6	1,1,1,2-Tetrachloroethane	ND	1.0	ug/l	
71-55-6	1,1,1-Trichloroethane	ND	1.0	ug/l	
79-34-5	1,1,2,2-Tetrachloroethane	ND	1.0	ug/l	
79-00-5	1,1,2-Trichloroethane	ND	1.0	ug/l	
87-61-6	1,2,3-Trichlorobenzene	ND	2.0	ug/l	
96-18-4	1,2,3-Trichloropropane	ND	2.0	ug/l	
120-82-1	1,2,4-Trichlorobenzene	ND	2.0	ug/l	
95-63-6	1,2,4-Trimethylbenzene	ND	2.0	ug/l	
108-67-8	1,3,5-Trimethylbenzene	ND	2.0	ug/l	
127-18-4	Tetrachloroethylene	ND	1.0	ug/l	
108-88-3	Toluene	ND	1.0	ug/l	
79-01-6	Trichloroethylene	ND	1.0	ug/l	
75-69-4	Trichlorofluoromethane	ND	1.0	ug/l	
75-01-4	Vinyl chloride	ND	1.0	ug/l	
1330-20-7	Xylene (total)	ND	2.0	ug/l	
	TPH-GRO (C6-C10)	73.4	50	ug/l	

CAS No.	Surrogate Recoveries	Run# 1	Run# 2	Limits
1868-53-7	Dibromofluoromethane	105%		80-123%

ND = Not detected

RL = Reporting Limit

E = Indicates value exceeds calibration range

J = Indicates an estimated value

B = Indicates analyte found in associated method blank

N = Indicates presumptive evidence of a compound

## Report of Analysis

<b>Client Sample ID:</b> MW-5		<b>Date Sampled:</b> 07/19/16
<b>Lab Sample ID:</b> C46588-5		<b>Date Received:</b> 07/20/16
<b>Matrix:</b> AQ - Ground Water		<b>Percent Solids:</b> n/a
<b>Method:</b> SW846 8260B		
<b>Project:</b> Premier Hyundai 2820 Broadway Oakland		

### VOA 8260 List

CAS No.	Surrogate Recoveries	Run# 1	Run# 2	Limits
2037-26-5	Toluene-D8	100%		88-112%
460-00-4	4-Bromofluorobenzene	92%		79-114%

ND = Not detected  
 RL = Reporting Limit  
 E = Indicates value exceeds calibration range

J = Indicates an estimated value  
 B = Indicates analyte found in associated method blank  
 N = Indicates presumptive evidence of a compound

# Report of Analysis

<b>Client Sample ID:</b> MW-5	<b>Date Sampled:</b> 07/19/16
<b>Lab Sample ID:</b> C46588-5F	<b>Date Received:</b> 07/20/16
<b>Matrix:</b> AQ - Groundwater Filtered	<b>Percent Solids:</b> n/a
<b>Project:</b> Premier Hyundai 2820 Broadway Oakland	

## Dissolved Metals Analysis

Analyte	Result	RL	Units	DF	Prep	Analyzed By	Method	Prep Method
Antimony	< 6.0	6.0	ug/l	1	07/22/16	07/22/16 RS	EPA 200.7 <sup>1</sup>	EPA 200.7 <sup>3</sup>
Arsenic	< 10	10	ug/l	1	07/22/16	07/22/16 RS	EPA 200.7 <sup>1</sup>	EPA 200.7 <sup>3</sup>
Barium	< 200	200	ug/l	1	07/22/16	07/22/16 RS	EPA 200.7 <sup>1</sup>	EPA 200.7 <sup>3</sup>
Beryllium	< 5.0	5.0	ug/l	1	07/22/16	07/22/16 RS	EPA 200.7 <sup>1</sup>	EPA 200.7 <sup>3</sup>
Cadmium	< 2.0	2.0	ug/l	1	07/22/16	07/22/16 RS	EPA 200.7 <sup>1</sup>	EPA 200.7 <sup>3</sup>
Chromium	< 10	10	ug/l	1	07/22/16	07/22/16 RS	EPA 200.7 <sup>1</sup>	EPA 200.7 <sup>3</sup>
Cobalt	< 5.0	5.0	ug/l	1	07/22/16	07/22/16 RS	EPA 200.7 <sup>1</sup>	EPA 200.7 <sup>3</sup>
Copper	< 10	10	ug/l	1	07/22/16	07/22/16 RS	EPA 200.7 <sup>1</sup>	EPA 200.7 <sup>3</sup>
Lead	< 10	10	ug/l	1	07/22/16	07/22/16 RS	EPA 200.7 <sup>1</sup>	EPA 200.7 <sup>3</sup>
Mercury	< 0.20	0.20	ug/l	1	07/22/16	07/22/16 EB	EPA 245.1 <sup>2</sup>	SW846 7470A <sup>4</sup>
Molybdenum	< 20	20	ug/l	1	07/22/16	07/22/16 RS	EPA 200.7 <sup>1</sup>	EPA 200.7 <sup>3</sup>
Nickel	< 5.0	5.0	ug/l	1	07/22/16	07/22/16 RS	EPA 200.7 <sup>1</sup>	EPA 200.7 <sup>3</sup>
Selenium	< 10	10	ug/l	1	07/22/16	07/22/16 RS	EPA 200.7 <sup>1</sup>	EPA 200.7 <sup>3</sup>
Silver	< 5.0	5.0	ug/l	1	07/22/16	07/22/16 RS	EPA 200.7 <sup>1</sup>	EPA 200.7 <sup>3</sup>
Thallium	< 10	10	ug/l	1	07/22/16	07/22/16 RS	EPA 200.7 <sup>1</sup>	EPA 200.7 <sup>3</sup>
Vanadium	< 10	10	ug/l	1	07/22/16	07/22/16 RS	EPA 200.7 <sup>1</sup>	EPA 200.7 <sup>3</sup>
Zinc	< 20	20	ug/l	1	07/22/16	07/22/16 RS	EPA 200.7 <sup>1</sup>	EPA 200.7 <sup>3</sup>

- (1) Instrument QC Batch: MA6026
- (2) Instrument QC Batch: MA6028
- (3) Prep QC Batch: MP11650
- (4) Prep QC Batch: MP11665

RL = Reporting Limit

## Report of Analysis

<b>Client Sample ID:</b> MW-6	<b>Date Sampled:</b> 07/19/16
<b>Lab Sample ID:</b> C46588-6	<b>Date Received:</b> 07/20/16
<b>Matrix:</b> AQ - Ground Water	<b>Percent Solids:</b> n/a
<b>Method:</b> SW846 8260B	
<b>Project:</b> Premier Hyundai 2820 Broadway Oakland	

Run #	File ID	DF	Analyzed	By	Prep Date	Prep Batch	Analytical Batch
Run #1	U36038.D	1	07/22/16	MV	n/a	n/a	VU1487
Run #2							

Run #	Purge Volume
Run #1	10.0 ml
Run #2	

## VOA 8260 List

CAS No.	Compound	Result	RL	Units	Q
67-64-1	Acetone	ND	20	ug/l	
71-43-2	Benzene	ND	1.0	ug/l	
108-86-1	Bromobenzene	ND	1.0	ug/l	
74-97-5	Bromochloromethane	ND	1.0	ug/l	
75-27-4	Bromodichloromethane	ND	1.0	ug/l	
75-25-2	Bromoform	ND	1.0	ug/l	
104-51-8	n-Butylbenzene	ND	2.0	ug/l	
135-98-8	sec-Butylbenzene	ND	2.0	ug/l	
98-06-6	tert-Butylbenzene	ND	2.0	ug/l	
108-90-7	Chlorobenzene	ND	1.0	ug/l	
75-00-3	Chloroethane	ND	1.0	ug/l	
67-66-3	Chloroform	6.4	1.0	ug/l	
95-49-8	o-Chlorotoluene	ND	2.0	ug/l	
106-43-4	p-Chlorotoluene	ND	2.0	ug/l	
56-23-5	Carbon tetrachloride	23.8	1.0	ug/l	
75-34-3	1,1-Dichloroethane	ND	1.0	ug/l	
75-35-4	1,1-Dichloroethylene	ND	1.0	ug/l	
563-58-6	1,1-Dichloropropene	ND	1.0	ug/l	
96-12-8	1,2-Dibromo-3-chloropropane	ND	2.0	ug/l	
106-93-4	1,2-Dibromoethane	ND	1.0	ug/l	
107-06-2	1,2-Dichloroethane	ND	1.0	ug/l	
78-87-5	1,2-Dichloropropane	ND	1.0	ug/l	
142-28-9	1,3-Dichloropropane	ND	1.0	ug/l	
108-20-3	Di-Isopropyl ether	ND	2.0	ug/l	
594-20-7	2,2-Dichloropropane	ND	1.0	ug/l	
124-48-1	Dibromochloromethane	ND	1.0	ug/l	
75-71-8	Dichlorodifluoromethane	ND	1.0	ug/l	
156-59-2	cis-1,2-Dichloroethylene	ND	1.0	ug/l	
10061-01-5	cis-1,3-Dichloropropene	ND	1.0	ug/l	
541-73-1	m-Dichlorobenzene	ND	1.0	ug/l	
95-50-1	o-Dichlorobenzene	ND	1.0	ug/l	
106-46-7	p-Dichlorobenzene	ND	1.0	ug/l	

ND = Not detected

RL = Reporting Limit

E = Indicates value exceeds calibration range

J = Indicates an estimated value

B = Indicates analyte found in associated method blank

N = Indicates presumptive evidence of a compound

## Report of Analysis

<b>Client Sample ID:</b>	MW-6	<b>Date Sampled:</b>	07/19/16
<b>Lab Sample ID:</b>	C46588-6	<b>Date Received:</b>	07/20/16
<b>Matrix:</b>	AQ - Ground Water	<b>Percent Solids:</b>	n/a
<b>Method:</b>	SW846 8260B		
<b>Project:</b>	Premier Hyundai 2820 Broadway Oakland		

## VOA 8260 List

CAS No.	Compound	Result	RL	Units	Q
156-60-5	trans-1,2-Dichloroethylene	ND	1.0	ug/l	
10061-02-6	trans-1,3-Dichloropropene	ND	1.0	ug/l	
100-41-4	Ethylbenzene	ND	1.0	ug/l	
637-92-3	Ethyl Tert Butyl Ether	ND	2.0	ug/l	
591-78-6	2-Hexanone	ND	10	ug/l	
87-68-3	Hexachlorobutadiene	ND	2.0	ug/l	
98-82-8	Isopropylbenzene	ND	1.0	ug/l	
99-87-6	p-Isopropyltoluene	ND	2.0	ug/l	
108-10-1	4-Methyl-2-pentanone	ND	10	ug/l	
74-83-9	Methyl bromide	ND	2.0	ug/l	
74-87-3	Methyl chloride	ND	1.0	ug/l	
74-95-3	Methylene bromide	ND	1.0	ug/l	
75-09-2	Methylene chloride	ND	10	ug/l	
78-93-3	Methyl ethyl ketone	ND	10	ug/l	
1634-04-4	Methyl Tert Butyl Ether	ND	1.0	ug/l	
91-20-3	Naphthalene	ND	5.0	ug/l	
103-65-1	n-Propylbenzene	ND	2.0	ug/l	
100-42-5	Styrene	ND	1.0	ug/l	
994-05-8	Tert-Amyl Methyl Ether	ND	2.0	ug/l	
75-65-0	Tert-Butyl Alcohol	ND	10	ug/l	
630-20-6	1,1,1,2-Tetrachloroethane	ND	1.0	ug/l	
71-55-6	1,1,1-Trichloroethane	ND	1.0	ug/l	
79-34-5	1,1,2,2-Tetrachloroethane	ND	1.0	ug/l	
79-00-5	1,1,2-Trichloroethane	ND	1.0	ug/l	
87-61-6	1,2,3-Trichlorobenzene	ND	2.0	ug/l	
96-18-4	1,2,3-Trichloropropane	ND	2.0	ug/l	
120-82-1	1,2,4-Trichlorobenzene	ND	2.0	ug/l	
95-63-6	1,2,4-Trimethylbenzene	ND	2.0	ug/l	
108-67-8	1,3,5-Trimethylbenzene	ND	2.0	ug/l	
127-18-4	Tetrachloroethylene	ND	1.0	ug/l	
108-88-3	Toluene	ND	1.0	ug/l	
79-01-6	Trichloroethylene	ND	1.0	ug/l	
75-69-4	Trichlorofluoromethane	ND	1.0	ug/l	
75-01-4	Vinyl chloride	ND	1.0	ug/l	
1330-20-7	Xylene (total)	ND	2.0	ug/l	
	TPH-GRO (C6-C10)	ND	50	ug/l	

CAS No.	Surrogate Recoveries	Run# 1	Run# 2	Limits
1868-53-7	Dibromofluoromethane	104%		80-123%

ND = Not detected

RL = Reporting Limit

E = Indicates value exceeds calibration range

J = Indicates an estimated value

B = Indicates analyte found in associated method blank

N = Indicates presumptive evidence of a compound

## Report of Analysis

<b>Client Sample ID:</b> MW-6	<b>Date Sampled:</b> 07/19/16
<b>Lab Sample ID:</b> C46588-6	<b>Date Received:</b> 07/20/16
<b>Matrix:</b> AQ - Ground Water	<b>Percent Solids:</b> n/a
<b>Method:</b> SW846 8260B	
<b>Project:</b> Premier Hyundai 2820 Broadway Oakland	

**VOA 8260 List**

CAS No.	Surrogate Recoveries	Run# 1	Run# 2	Limits
2037-26-5	Toluene-D8	99%		88-112%
460-00-4	4-Bromofluorobenzene	90%		79-114%

ND = Not detected  
 RL = Reporting Limit  
 E = Indicates value exceeds calibration range

J = Indicates an estimated value  
 B = Indicates analyte found in associated method blank  
 N = Indicates presumptive evidence of a compound



# Report of Analysis

<b>Client Sample ID:</b> MW-6	<b>Date Sampled:</b> 07/19/16
<b>Lab Sample ID:</b> C46588-6F	<b>Date Received:</b> 07/20/16
<b>Matrix:</b> AQ - Groundwater Filtered	<b>Percent Solids:</b> n/a
<b>Project:</b> Premier Hyundai 2820 Broadway Oakland	

## Dissolved Metals Analysis

Analyte	Result	RL	Units	DF	Prep	Analyzed By	Method	Prep Method
Antimony	< 6.0	6.0	ug/l	1	07/22/16	07/22/16 RS	EPA 200.7 <sup>1</sup>	EPA 200.7 <sup>3</sup>
Arsenic	< 10	10	ug/l	1	07/22/16	07/22/16 RS	EPA 200.7 <sup>1</sup>	EPA 200.7 <sup>3</sup>
Barium	< 200	200	ug/l	1	07/22/16	07/22/16 RS	EPA 200.7 <sup>1</sup>	EPA 200.7 <sup>3</sup>
Beryllium	< 5.0	5.0	ug/l	1	07/22/16	07/22/16 RS	EPA 200.7 <sup>1</sup>	EPA 200.7 <sup>3</sup>
Cadmium	< 2.0	2.0	ug/l	1	07/22/16	07/22/16 RS	EPA 200.7 <sup>1</sup>	EPA 200.7 <sup>3</sup>
Chromium	< 10	10	ug/l	1	07/22/16	07/22/16 RS	EPA 200.7 <sup>1</sup>	EPA 200.7 <sup>3</sup>
Cobalt	< 5.0	5.0	ug/l	1	07/22/16	07/22/16 RS	EPA 200.7 <sup>1</sup>	EPA 200.7 <sup>3</sup>
Copper	< 10	10	ug/l	1	07/22/16	07/22/16 RS	EPA 200.7 <sup>1</sup>	EPA 200.7 <sup>3</sup>
Lead	< 10	10	ug/l	1	07/22/16	07/22/16 RS	EPA 200.7 <sup>1</sup>	EPA 200.7 <sup>3</sup>
Mercury	< 0.20	0.20	ug/l	1	07/22/16	07/22/16 EB	EPA 245.1 <sup>2</sup>	SW846 7470A <sup>4</sup>
Molybdenum	< 20	20	ug/l	1	07/22/16	07/22/16 RS	EPA 200.7 <sup>1</sup>	EPA 200.7 <sup>3</sup>
Nickel	< 5.0	5.0	ug/l	1	07/22/16	07/22/16 RS	EPA 200.7 <sup>1</sup>	EPA 200.7 <sup>3</sup>
Selenium	< 10	10	ug/l	1	07/22/16	07/22/16 RS	EPA 200.7 <sup>1</sup>	EPA 200.7 <sup>3</sup>
Silver	< 5.0	5.0	ug/l	1	07/22/16	07/22/16 RS	EPA 200.7 <sup>1</sup>	EPA 200.7 <sup>3</sup>
Thallium	< 10	10	ug/l	1	07/22/16	07/22/16 RS	EPA 200.7 <sup>1</sup>	EPA 200.7 <sup>3</sup>
Vanadium	< 10	10	ug/l	1	07/22/16	07/22/16 RS	EPA 200.7 <sup>1</sup>	EPA 200.7 <sup>3</sup>
Zinc	< 20	20	ug/l	1	07/22/16	07/22/16 RS	EPA 200.7 <sup>1</sup>	EPA 200.7 <sup>3</sup>

- (1) Instrument QC Batch: MA6026
- (2) Instrument QC Batch: MA6028
- (3) Prep QC Batch: MP11650
- (4) Prep QC Batch: MP11665

RL = Reporting Limit

Misc. Forms

---

Custody Documents and Other Forms

---

Includes the following where applicable:

- Chain of Custody



ACCUTEST

CHAIN OF CUSTODY

2105 Lundy Ave, San Jose, CA 95131
(408) 588-0200 FAX: (408) 588-0201

FED-EX Tracking #
SGS Accutest Quote #
Bottle Order Control #
SGS Accutest NC Job #: C46588

Client / Reporting Information, Project Information, Requested Analysis, Matrix Codes, SGS Accutest Sample ID, Collection, Number of preserved Bottles, Turnaround Time, Data Deliverable Information, Comments / Remarks, Sample Custody, Relinquished by, Received by, Date Time, Custody Seal #, Appropriate Bottle / Pres. Y / N, Headspace Y / N, On k. Y / N, Coater Y / N

4.1
4

## SGS Accutest Sample Receipt Summary

**Job Number:** C46588

**Client:** ATC GROUP SERVICES LLC

**Project:** PREMIER HYUNDAI OF OAKLAND

**Date / Time Received:** 7/20/2016 11:06:00 AM

**Delivery Method:** Accutest Courier

**Airbill #s:**

**Cooler Temps (Initial/Adjusted):** #1: (5.9/6.9):

**Cooler Security**

Y or N

- |                           |                          |                                     |                       |                                     |                          |
|---------------------------|--------------------------|-------------------------------------|-----------------------|-------------------------------------|--------------------------|
| 1. Custody Seals Present: | <input type="checkbox"/> | <input checked="" type="checkbox"/> | 3. COC Present:       | <input checked="" type="checkbox"/> | <input type="checkbox"/> |
| 2. Custody Seals Intact:  | <input type="checkbox"/> | <input type="checkbox"/>            | 4. Smpl Dates/Time OK | <input checked="" type="checkbox"/> | <input type="checkbox"/> |

**Cooler Temperature**

Y or N

- |                            |                                     |                          |
|----------------------------|-------------------------------------|--------------------------|
| 1. Temp criteria achieved: | <input checked="" type="checkbox"/> | <input type="checkbox"/> |
| 2. Therm ID:               | IR3;                                |                          |
| 3. Cooler media:           | Ice (Bag)                           |                          |
| 4. No. Coolers:            | 1                                   |                          |

**Quality Control Preservation**

Y or N N/A

- |                                 |                                     |                                     |                          |
|---------------------------------|-------------------------------------|-------------------------------------|--------------------------|
| 1. Trip Blank present / cooler: | <input type="checkbox"/>            | <input checked="" type="checkbox"/> | <input type="checkbox"/> |
| 2. Trip Blank listed on COC:    | <input type="checkbox"/>            | <input checked="" type="checkbox"/> | <input type="checkbox"/> |
| 3. Samples preserved properly:  | <input checked="" type="checkbox"/> | <input type="checkbox"/>            |                          |
| 4. VOCs headspace free:         | <input checked="" type="checkbox"/> | <input type="checkbox"/>            | <input type="checkbox"/> |

**Sample Integrity - Documentation**

Y or N

- |  |                                     |                          |
|--|-------------------------------------|--------------------------|
| 1. Sample labels present on bottles:   | <input checked="" type="checkbox"/> | <input type="checkbox"/> |
| 2. Container labeling complete:        | <input checked="" type="checkbox"/> | <input type="checkbox"/> |
| 3. Sample container label / COC agree: | <input checked="" type="checkbox"/> | <input type="checkbox"/> |

**Sample Integrity - Condition**

Y or N

- |                                  |                                     |                          |
|----------------------------------|-------------------------------------|--------------------------|
| 1. Sample recvd within HT:       | <input checked="" type="checkbox"/> | <input type="checkbox"/> |
| 2. All containers accounted for: | <input checked="" type="checkbox"/> | <input type="checkbox"/> |
| 3. Condition of sample:          | Intact                              |                          |

**Sample Integrity - Instructions**

Y or N N/A

- |   |                                     |                                     |                                     |
|---|-------------------------------------|-------------------------------------|-------------------------------------|
| 1. Analysis requested is clear:           | <input checked="" type="checkbox"/> | <input type="checkbox"/>            |                                     |
| 2. Bottles received for unspecified tests | <input type="checkbox"/>            | <input checked="" type="checkbox"/> |                                     |
| 3. Sufficient volume recvd for analysis:  | <input checked="" type="checkbox"/> | <input type="checkbox"/>            |                                     |
| 4. Compositing instructions clear:        | <input type="checkbox"/>            | <input type="checkbox"/>            | <input checked="" type="checkbox"/> |
| 5. Filtering instructions clear:          | <input type="checkbox"/>            | <input type="checkbox"/>            | <input checked="" type="checkbox"/> |

Comments

**C46588: Chain of Custody**

Page 2 of 2

**GC/MS Volatiles**

**QC Data Summaries**

---

Includes the following where applicable:

- Method Blank Summaries
- Blank Spike Summaries
- Matrix Spike and Duplicate Summaries

## Method Blank Summary

**Job Number:** C46588  
**Account:** ATCCAR ATC Group Services  
**Project:** Premier Hyundai 2820 Broadway Oakland

Sample	File ID	DF	Analyzed	By	Prep Date	Prep Batch	Analytical Batch
VU1487-MB	U36028.D	1	07/22/16	MV	n/a	n/a	VU1487

The QC reported here applies to the following samples:

Method: SW846 8260B

C46588-1, C46588-2, C46588-3, C46588-5, C46588-6

CAS No.	Compound	Result	RL	Units	Q
67-64-1	Acetone	ND	20	ug/l	
71-43-2	Benzene	ND	1.0	ug/l	
108-86-1	Bromobenzene	ND	1.0	ug/l	
74-97-5	Bromochloromethane	ND	1.0	ug/l	
75-27-4	Bromodichloromethane	ND	1.0	ug/l	
75-25-2	Bromoform	ND	1.0	ug/l	
104-51-8	n-Butylbenzene	ND	2.0	ug/l	
135-98-8	sec-Butylbenzene	ND	2.0	ug/l	
98-06-6	tert-Butylbenzene	ND	2.0	ug/l	
108-90-7	Chlorobenzene	ND	1.0	ug/l	
75-00-3	Chloroethane	ND	1.0	ug/l	
67-66-3	Chloroform	ND	1.0	ug/l	
95-49-8	o-Chlorotoluene	ND	2.0	ug/l	
106-43-4	p-Chlorotoluene	ND	2.0	ug/l	
56-23-5	Carbon tetrachloride	ND	1.0	ug/l	
75-34-3	1,1-Dichloroethane	ND	1.0	ug/l	
75-35-4	1,1-Dichloroethylene	ND	1.0	ug/l	
563-58-6	1,1-Dichloropropene	ND	1.0	ug/l	
96-12-8	1,2-Dibromo-3-chloropropane	ND	2.0	ug/l	
106-93-4	1,2-Dibromoethane	ND	1.0	ug/l	
107-06-2	1,2-Dichloroethane	ND	1.0	ug/l	
78-87-5	1,2-Dichloropropane	ND	1.0	ug/l	
142-28-9	1,3-Dichloropropane	ND	1.0	ug/l	
108-20-3	Di-Isopropyl ether	ND	2.0	ug/l	
594-20-7	2,2-Dichloropropane	ND	1.0	ug/l	
124-48-1	Dibromochloromethane	ND	1.0	ug/l	
75-71-8	Dichlorodifluoromethane	ND	1.0	ug/l	
156-59-2	cis-1,2-Dichloroethylene	ND	1.0	ug/l	
10061-01-5	cis-1,3-Dichloropropene	ND	1.0	ug/l	
541-73-1	m-Dichlorobenzene	ND	1.0	ug/l	
95-50-1	o-Dichlorobenzene	ND	1.0	ug/l	
106-46-7	p-Dichlorobenzene	ND	1.0	ug/l	
156-60-5	trans-1,2-Dichloroethylene	ND	1.0	ug/l	
10061-02-6	trans-1,3-Dichloropropene	ND	1.0	ug/l	
100-41-4	Ethylbenzene	ND	1.0	ug/l	
637-92-3	Ethyl Tert Butyl Ether	ND	2.0	ug/l	

## Method Blank Summary

**Job Number:** C46588  
**Account:** ATCCAR ATC Group Services  
**Project:** Premier Hyundai 2820 Broadway Oakland

Sample	File ID	DF	Analyzed	By	Prep Date	Prep Batch	Analytical Batch
VU1487-MB	U36028.D	1	07/22/16	MV	n/a	n/a	VU1487

The QC reported here applies to the following samples:

Method: SW846 8260B

C46588-1, C46588-2, C46588-3, C46588-5, C46588-6

CAS No.	Compound	Result	RL	Units	Q
591-78-6	2-Hexanone	ND	10	ug/l	
87-68-3	Hexachlorobutadiene	ND	2.0	ug/l	
98-82-8	Isopropylbenzene	ND	1.0	ug/l	
99-87-6	p-Isopropyltoluene	ND	2.0	ug/l	
108-10-1	4-Methyl-2-pentanone	ND	10	ug/l	
74-83-9	Methyl bromide	ND	2.0	ug/l	
74-87-3	Methyl chloride	ND	1.0	ug/l	
74-95-3	Methylene bromide	ND	1.0	ug/l	
75-09-2	Methylene chloride	ND	10	ug/l	
78-93-3	Methyl ethyl ketone	ND	10	ug/l	
1634-04-4	Methyl Tert Butyl Ether	ND	1.0	ug/l	
91-20-3	Naphthalene	ND	5.0	ug/l	
103-65-1	n-Propylbenzene	ND	2.0	ug/l	
100-42-5	Styrene	ND	1.0	ug/l	
994-05-8	Tert-Amyl Methyl Ether	ND	2.0	ug/l	
75-65-0	Tert-Butyl Alcohol	ND	10	ug/l	
630-20-6	1,1,1,2-Tetrachloroethane	ND	1.0	ug/l	
71-55-6	1,1,1-Trichloroethane	ND	1.0	ug/l	
79-34-5	1,1,2,2-Tetrachloroethane	ND	1.0	ug/l	
79-00-5	1,1,2-Trichloroethane	ND	1.0	ug/l	
87-61-6	1,2,3-Trichlorobenzene	0.21	2.0	ug/l	J
96-18-4	1,2,3-Trichloropropane	ND	2.0	ug/l	
120-82-1	1,2,4-Trichlorobenzene	ND	2.0	ug/l	
95-63-6	1,2,4-Trimethylbenzene	ND	2.0	ug/l	
108-67-8	1,3,5-Trimethylbenzene	ND	2.0	ug/l	
127-18-4	Tetrachloroethylene	ND	1.0	ug/l	
108-88-3	Toluene	ND	1.0	ug/l	
79-01-6	Trichloroethylene	ND	1.0	ug/l	
75-69-4	Trichlorofluoromethane	ND	1.0	ug/l	
75-01-4	Vinyl chloride	ND	1.0	ug/l	
1330-20-7	Xylene (total)	ND	2.0	ug/l	
	TPH-GRO (C6-C10)	ND	50	ug/l	

5.1.1  
5

## Method Blank Summary

**Job Number:** C46588  
**Account:** ATCCAR ATC Group Services  
**Project:** Premier Hyundai 2820 Broadway Oakland

Sample	File ID	DF	Analyzed	By	Prep Date	Prep Batch	Analytical Batch
VU1487-MB	U36028.D	1	07/22/16	MV	n/a	n/a	VU1487

The QC reported here applies to the following samples:

Method: SW846 8260B

C46588-1, C46588-2, C46588-3, C46588-5, C46588-6

CAS No.	Surrogate Recoveries	Limits
1868-53-7	Dibromofluoromethane	95% 80-123%
2037-26-5	Toluene-D8	101% 88-112%
460-00-4	4-Bromofluorobenzene	92% 79-114%

5.1.1  
5



## Method Blank Summary

**Job Number:** C46588  
**Account:** ATCCAR ATC Group Services  
**Project:** Premier Hyundai 2820 Broadway Oakland

Sample	File ID	DF	Analyzed	By	Prep Date	Prep Batch	Analytical Batch
VU1489-MB	U36064.D	1	07/25/16	MV	n/a	n/a	VU1489

The QC reported here applies to the following samples:

Method: SW846 8260B

C46588-1, C46588-2, C46588-3, C46588-4

CAS No.	Compound	Result	RL	Units	Q
67-64-1	Acetone	ND	20	ug/l	
71-43-2	Benzene	ND	1.0	ug/l	
108-86-1	Bromobenzene	ND	1.0	ug/l	
74-97-5	Bromochloromethane	ND	1.0	ug/l	
75-27-4	Bromodichloromethane	ND	1.0	ug/l	
75-25-2	Bromoform	ND	1.0	ug/l	
104-51-8	n-Butylbenzene	ND	2.0	ug/l	
135-98-8	sec-Butylbenzene	ND	2.0	ug/l	
98-06-6	tert-Butylbenzene	ND	2.0	ug/l	
108-90-7	Chlorobenzene	ND	1.0	ug/l	
75-00-3	Chloroethane	ND	1.0	ug/l	
67-66-3	Chloroform	ND	1.0	ug/l	
95-49-8	o-Chlorotoluene	ND	2.0	ug/l	
106-43-4	p-Chlorotoluene	ND	2.0	ug/l	
56-23-5	Carbon tetrachloride	ND	1.0	ug/l	
75-34-3	1,1-Dichloroethane	ND	1.0	ug/l	
75-35-4	1,1-Dichloroethylene	ND	1.0	ug/l	
563-58-6	1,1-Dichloropropene	ND	1.0	ug/l	
96-12-8	1,2-Dibromo-3-chloropropane	ND	2.0	ug/l	
106-93-4	1,2-Dibromoethane	ND	1.0	ug/l	
107-06-2	1,2-Dichloroethane	ND	1.0	ug/l	
78-87-5	1,2-Dichloropropane	ND	1.0	ug/l	
142-28-9	1,3-Dichloropropane	ND	1.0	ug/l	
108-20-3	Di-Isopropyl ether	ND	2.0	ug/l	
594-20-7	2,2-Dichloropropane	ND	1.0	ug/l	
124-48-1	Dibromochloromethane	ND	1.0	ug/l	
75-71-8	Dichlorodifluoromethane	ND	1.0	ug/l	
156-59-2	cis-1,2-Dichloroethylene	ND	1.0	ug/l	
10061-01-5	cis-1,3-Dichloropropene	ND	1.0	ug/l	
541-73-1	m-Dichlorobenzene	ND	1.0	ug/l	
95-50-1	o-Dichlorobenzene	ND	1.0	ug/l	
106-46-7	p-Dichlorobenzene	ND	1.0	ug/l	
156-60-5	trans-1,2-Dichloroethylene	ND	1.0	ug/l	
10061-02-6	trans-1,3-Dichloropropene	ND	1.0	ug/l	
100-41-4	Ethylbenzene	ND	1.0	ug/l	
637-92-3	Ethyl Tert Butyl Ether	ND	2.0	ug/l	

## Method Blank Summary

**Job Number:** C46588  
**Account:** ATCCAR ATC Group Services  
**Project:** Premier Hyundai 2820 Broadway Oakland

Sample	File ID	DF	Analyzed	By	Prep Date	Prep Batch	Analytical Batch
VU1489-MB	U36064.D	1	07/25/16	MV	n/a	n/a	VU1489

The QC reported here applies to the following samples:

Method: SW846 8260B

C46588-1, C46588-2, C46588-3, C46588-4

CAS No.	Compound	Result	RL	Units	Q
591-78-6	2-Hexanone	ND	10	ug/l	
87-68-3	Hexachlorobutadiene	ND	2.0	ug/l	
98-82-8	Isopropylbenzene	ND	1.0	ug/l	
99-87-6	p-Isopropyltoluene	ND	2.0	ug/l	
108-10-1	4-Methyl-2-pentanone	ND	10	ug/l	
74-83-9	Methyl bromide	ND	2.0	ug/l	
74-87-3	Methyl chloride	ND	1.0	ug/l	
74-95-3	Methylene bromide	ND	1.0	ug/l	
75-09-2	Methylene chloride	ND	10	ug/l	
78-93-3	Methyl ethyl ketone	ND	10	ug/l	
1634-04-4	Methyl Tert Butyl Ether	ND	1.0	ug/l	
91-20-3	Naphthalene	ND	5.0	ug/l	
103-65-1	n-Propylbenzene	ND	2.0	ug/l	
100-42-5	Styrene	ND	1.0	ug/l	
994-05-8	Tert-Amyl Methyl Ether	ND	2.0	ug/l	
75-65-0	Tert-Butyl Alcohol	ND	10	ug/l	
630-20-6	1,1,1,2-Tetrachloroethane	ND	1.0	ug/l	
71-55-6	1,1,1-Trichloroethane	ND	1.0	ug/l	
79-34-5	1,1,2,2-Tetrachloroethane	ND	1.0	ug/l	
79-00-5	1,1,2-Trichloroethane	ND	1.0	ug/l	
87-61-6	1,2,3-Trichlorobenzene	ND	2.0	ug/l	
96-18-4	1,2,3-Trichloropropane	ND	2.0	ug/l	
120-82-1	1,2,4-Trichlorobenzene	ND	2.0	ug/l	
95-63-6	1,2,4-Trimethylbenzene	ND	2.0	ug/l	
108-67-8	1,3,5-Trimethylbenzene	ND	2.0	ug/l	
127-18-4	Tetrachloroethylene	ND	1.0	ug/l	
108-88-3	Toluene	ND	1.0	ug/l	
79-01-6	Trichloroethylene	ND	1.0	ug/l	
75-69-4	Trichlorofluoromethane	ND	1.0	ug/l	
75-01-4	Vinyl chloride	ND	1.0	ug/l	
1330-20-7	Xylene (total)	ND	2.0	ug/l	
	TPH-GRO (C6-C10)	ND	50	ug/l	

## Method Blank Summary

**Job Number:** C46588  
**Account:** ATCCAR ATC Group Services  
**Project:** Premier Hyundai 2820 Broadway Oakland

Sample	File ID	DF	Analyzed	By	Prep Date	Prep Batch	Analytical Batch
VU1489-MB	U36064.D	1	07/25/16	MV	n/a	n/a	VU1489

The QC reported here applies to the following samples:

Method: SW846 8260B

C46588-1, C46588-2, C46588-3, C46588-4

CAS No.	Surrogate Recoveries	Limits
1868-53-7	Dibromofluoromethane	93% 80-123%
2037-26-5	Toluene-D8	99% 88-112%
460-00-4	4-Bromofluorobenzene	89% 79-114%

5.1.2  
5

# Blank Spike/Blank Spike Duplicate Summary

**Job Number:** C46588  
**Account:** ATCCAR ATC Group Services  
**Project:** Premier Hyundai 2820 Broadway Oakland

Sample	File ID	DF	Analyzed	By	Prep Date	Prep Batch	Analytical Batch
VU1487-BS	U36025.D	1	07/22/16	MV	n/a	n/a	VU1487
VU1487-BSD	U36026.D	1	07/22/16	MV	n/a	n/a	VU1487

The QC reported here applies to the following samples:

Method: SW846 8260B

C46588-1, C46588-2, C46588-3, C46588-5, C46588-6

CAS No.	Compound	Spike ug/l	BSP ug/l	BSP %	BSD ug/l	BSD %	RPD	Limits Rec/RPD
67-64-1	Acetone	80	69.4	87	69.9	87	1	55-147/17
71-43-2	Benzene	20	18.3	92	18.5	93	1	76-120/10
108-86-1	Bromobenzene	20	18.7	94	19.2	96	3	80-123/10
74-97-5	Bromochloromethane	20	19.8	99	19.9	100	1	79-124/10
75-27-4	Bromodichloromethane	20	17.8	89	17.9	90	1	75-121/10
75-25-2	Bromoform	20	19.3	97	19.1	96	1	62-127/10
104-51-8	n-Butylbenzene	20	17.9	90	17.9	90	0	74-129/10
135-98-8	sec-Butylbenzene	20	18.0	90	18.0	90	0	75-128/11
98-06-6	tert-Butylbenzene	20	17.9	90	18.1	91	1	74-127/11
108-90-7	Chlorobenzene	20	18.3	92	18.5	93	1	79-119/10
75-00-3	Chloroethane	20	18.7	94	19.0	95	2	60-115/14
67-66-3	Chloroform	20	18.2	91	18.4	92	1	75-122/10
95-49-8	o-Chlorotoluene	20	17.9	90	17.9	90	0	76-125/12
106-43-4	p-Chlorotoluene	20	17.5	88	17.8	89	2	76-126/11
56-23-5	Carbon tetrachloride	20	19.1	96	18.9	95	1	72-128/13
75-34-3	1,1-Dichloroethane	20	17.8	89	18.3	92	3	70-121/10
75-35-4	1,1-Dichloroethylene	20	17.9	90	18.0	90	1	62-125/13
563-58-6	1,1-Dichloropropene	20	17.9	90	17.7	89	1	68-116/11
96-12-8	1,2-Dibromo-3-chloropropane	20	17.0	85	16.8	84	1	64-129/11
106-93-4	1,2-Dibromoethane	20	18.8	94	18.8	94	0	81-124/10
107-06-2	1,2-Dichloroethane	20	18.6	93	18.7	94	1	74-122/10
78-87-5	1,2-Dichloropropane	20	17.9	90	18.3	92	2	75-123/10
142-28-9	1,3-Dichloropropane	20	19.1	96	19.3	97	1	81-127/11
108-20-3	Di-Isopropyl ether	20	17.1	86	17.5	88	2	69-126/10
594-20-7	2,2-Dichloropropane	20	17.1	86	17.2	86	1	66-130/12
124-48-1	Dibromochloromethane	20	18.7	94	18.7	94	0	76-124/10
75-71-8	Dichlorodifluoromethane	20	16.3	82	15.5	78	5	26-163/26
156-59-2	cis-1,2-Dichloroethylene	20	19.2	96	19.5	98	2	75-128/10
10061-01-5	cis-1,3-Dichloropropene	20	18.6	93	18.7	94	1	76-131/10
541-73-1	m-Dichlorobenzene	20	18.5	93	18.5	93	0	79-121/10
95-50-1	o-Dichlorobenzene	20	18.5	93	18.5	93	0	79-120/10
106-46-7	p-Dichlorobenzene	20	18.5	93	18.6	93	1	79-120/10
156-60-5	trans-1,2-Dichloroethylene	20	17.0	85	17.2	86	1	67-116/11
10061-02-6	trans-1,3-Dichloropropene	20	17.7	89	17.7	89	0	73-125/10
100-41-4	Ethylbenzene	20	18.2	91	18.4	92	1	78-123/10
637-92-3	Ethyl Tert Butyl Ether	20	17.6	88	17.9	90	2	75-126/11

\* = Outside of Control Limits.

5.2.1  
5

# Blank Spike/Blank Spike Duplicate Summary

**Job Number:** C46588  
**Account:** ATCCAR ATC Group Services  
**Project:** Premier Hyundai 2820 Broadway Oakland

Sample	File ID	DF	Analyzed	By	Prep Date	Prep Batch	Analytical Batch
VU1487-BS	U36025.D	1	07/22/16	MV	n/a	n/a	VU1487
VU1487-BSD	U36026.D	1	07/22/16	MV	n/a	n/a	VU1487

The QC reported here applies to the following samples:

Method: SW846 8260B

C46588-1, C46588-2, C46588-3, C46588-5, C46588-6

CAS No.	Compound	Spike ug/l	BSP ug/l	BSP %	BSD ug/l	BSD %	RPD	Limits Rec/RPD
591-78-6	2-Hexanone	80	78.1	98	76.5	96	2	71-145/12
87-68-3	Hexachlorobutadiene	20	18.2	91	18.3	92	1	70-130/12
98-82-8	Isopropylbenzene	20	18.4	92	18.5	93	1	77-125/10
99-87-6	p-Isopropyltoluene	20	18.1	91	18.3	92	1	76-126/10
108-10-1	4-Methyl-2-pentanone	80	77.5	97	75.7	95	2	70-142/11
74-83-9	Methyl bromide	20	18.3	92	18.5	93	1	65-124/13
74-87-3	Methyl chloride	20	17.2	86	17.2	86	0	47-143/20
74-95-3	Methylene bromide	20	19.9	100	19.7	99	1	80-125/10
75-09-2	Methylene chloride	20	17.6	88	17.9	90	2	65-124/15
78-93-3	Methyl ethyl ketone	80	76.8	96	75.7	95	1	66-145/12
1634-04-4	Methyl Tert Butyl Ether	20	17.1	86	17.3	87	1	73-120/10
91-20-3	Naphthalene	20	18.4	92	19.1	96	4	66-120/12
103-65-1	n-Propylbenzene	20	17.3	87	17.5	88	1	75-125/10
100-42-5	Styrene	20	18.4	92	18.4	92	0	73-126/10
994-05-8	Tert-Amyl Methyl Ether	20	17.6	88	18.0	90	2	77-126/10
75-65-0	Tert-Butyl Alcohol	100	91.1	91	88.6	89	3	52-148/18
630-20-6	1,1,1,2-Tetrachloroethane	20	18.9	95	18.9	95	0	79-126/10
71-55-6	1,1,1-Trichloroethane	20	18.6	93	18.7	94	1	73-125/11
79-34-5	1,1,2,2-Tetrachloroethane	20	18.9	95	18.9	95	0	78-127/10
79-00-5	1,1,2-Trichloroethane	20	18.8	94	18.8	94	0	79-122/10
87-61-6	1,2,3-Trichlorobenzene	20	18.4	92	19.0	95	3	70-128/12
96-18-4	1,2,3-Trichloropropane	20	19.6	98	19.1	96	3	66-127/10
120-82-1	1,2,4-Trichlorobenzene	20	18.2	91	18.6	93	2	72-125/11
95-63-6	1,2,4-Trimethylbenzene	20	17.8	89	18.0	90	1	76-124/10
108-67-8	1,3,5-Trimethylbenzene	20	17.8	89	18.0	90	1	79-130/10
127-18-4	Tetrachloroethylene	20	18.7	94	18.4	92	2	72-124/13
108-88-3	Toluene	20	18.0	90	18.2	91	1	78-121/10
79-01-6	Trichloroethylene	20	18.1	91	18.2	91	1	75-119/10
75-69-4	Trichlorofluoromethane	20	19.6	98	19.1	96	3	68-130/19
75-01-4	Vinyl chloride	20	19.2	96	19.0	95	1	57-137/18
1330-20-7	Xylene (total)	60	54.7	91	54.8	91	0	78-122/10

CAS No.	Surrogate Recoveries	BSP	BSD	Limits
1868-53-7	Dibromofluoromethane	101%	100%	80-123%

\* = Outside of Control Limits.

5.2.1  
5

# Blank Spike/Blank Spike Duplicate Summary

**Job Number:** C46588  
**Account:** ATCCAR ATC Group Services  
**Project:** Premier Hyundai 2820 Broadway Oakland

Sample	File ID	DF	Analyzed	By	Prep Date	Prep Batch	Analytical Batch
VU1487-BS	U36025.D	1	07/22/16	MV	n/a	n/a	VU1487
VU1487-BSD	U36026.D	1	07/22/16	MV	n/a	n/a	VU1487

The QC reported here applies to the following samples:

Method: SW846 8260B

C46588-1, C46588-2, C46588-3, C46588-5, C46588-6

CAS No.	Surrogate Recoveries	BSP	BSD	Limits
2037-26-5	Toluene-D8	100%	99%	88-112%
460-00-4	4-Bromofluorobenzene	98%	96%	79-114%

\* = Outside of Control Limits.

5.2.1  
 5

# Blank Spike/Blank Spike Duplicate Summary

**Job Number:** C46588  
**Account:** ATCCAR ATC Group Services  
**Project:** Premier Hyundai 2820 Broadway Oakland

Sample	File ID	DF	Analyzed	By	Prep Date	Prep Batch	Analytical Batch
VU1489-BS	U36060.D	1	07/25/16	MV	n/a	n/a	VU1489
VU1489-BSD	U36061.D	1	07/25/16	MV	n/a	n/a	VU1489

The QC reported here applies to the following samples:

Method: SW846 8260B

C46588-1, C46588-2, C46588-3, C46588-4

CAS No.	Compound	Spike ug/l	BSP ug/l	BSP %	BSD ug/l	BSD %	RPD	Limits Rec/RPD
67-64-1	Acetone	80	75.7	95	70.5	88	7	55-147/17
71-43-2	Benzene	20	18.2	91	17.9	90	2	76-120/10
108-86-1	Bromobenzene	20	18.7	94	18.3	92	2	80-123/10
74-97-5	Bromochloromethane	20	20.1	101	19.4	97	4	79-124/10
75-27-4	Bromodichloromethane	20	18.1	91	17.5	88	3	75-121/10
75-25-2	Bromoform	20	20.0	100	19.1	96	5	62-127/10
104-51-8	n-Butylbenzene	20	17.6	88	17.3	87	2	74-129/10
135-98-8	sec-Butylbenzene	20	17.6	88	17.5	88	1	75-128/11
98-06-6	tert-Butylbenzene	20	17.5	88	17.4	87	1	74-127/11
108-90-7	Chlorobenzene	20	18.0	90	17.8	89	1	79-119/10
75-00-3	Chloroethane	20	17.6	88	19.0	95	8	60-115/14
67-66-3	Chloroform	20	18.2	91	17.8	89	2	75-122/10
95-49-8	o-Chlorotoluene	20	17.4	87	17.2	86	1	76-125/12
106-43-4	p-Chlorotoluene	20	17.4	87	17.3	87	1	76-126/11
56-23-5	Carbon tetrachloride	20	18.6	93	18.6	93	0	72-128/13
75-34-3	1,1-Dichloroethane	20	17.8	89	17.7	89	1	70-121/10
75-35-4	1,1-Dichloroethylene	20	17.4	87	17.5	88	1	62-125/13
563-58-6	1,1-Dichloropropene	20	17.2	86	17.3	87	1	68-116/11
96-12-8	1,2-Dibromo-3-chloropropane	20	17.2	86	16.4	82	5	64-129/11
106-93-4	1,2-Dibromoethane	20	19.0	95	18.4	92	3	81-124/10
107-06-2	1,2-Dichloroethane	20	18.9	95	18.3	92	3	74-122/10
78-87-5	1,2-Dichloropropane	20	18.2	91	17.9	90	2	75-123/10
142-28-9	1,3-Dichloropropane	20	19.3	97	18.8	94	3	81-127/11
108-20-3	Di-Isopropyl ether	20	17.3	87	16.9	85	2	69-126/10
594-20-7	2,2-Dichloropropane	20	16.7	84	16.6	83	1	66-130/12
124-48-1	Dibromochloromethane	20	18.9	95	18.5	93	2	76-124/10
75-71-8	Dichlorodifluoromethane	20	14.7	74	16.2	81	10	26-163/26
156-59-2	cis-1,2-Dichloroethylene	20	19.1	96	19.0	95	1	75-128/10
10061-01-5	cis-1,3-Dichloropropene	20	19.0	95	18.4	92	3	76-131/10
541-73-1	m-Dichlorobenzene	20	18.2	91	17.9	90	2	79-121/10
95-50-1	o-Dichlorobenzene	20	18.5	93	18.0	90	3	79-120/10
106-46-7	p-Dichlorobenzene	20	18.4	92	17.9	90	3	79-120/10
156-60-5	trans-1,2-Dichloroethylene	20	16.5	83	16.5	83	0	67-116/11
10061-02-6	trans-1,3-Dichloropropene	20	17.9	90	17.6	88	2	73-125/10
100-41-4	Ethylbenzene	20	17.7	89	17.7	89	0	78-123/10
637-92-3	Ethyl Tert Butyl Ether	20	17.8	89	17.4	87	2	75-126/11

\* = Outside of Control Limits.

5.2.2  
5

# Blank Spike/Blank Spike Duplicate Summary

**Job Number:** C46588  
**Account:** ATCCAR ATC Group Services  
**Project:** Premier Hyundai 2820 Broadway Oakland

Sample	File ID	DF	Analyzed	By	Prep Date	Prep Batch	Analytical Batch
VU1489-BS	U36060.D	1	07/25/16	MV	n/a	n/a	VU1489
VU1489-BSD	U36061.D	1	07/25/16	MV	n/a	n/a	VU1489

The QC reported here applies to the following samples:

Method: SW846 8260B

C46588-1, C46588-2, C46588-3, C46588-4

CAS No.	Compound	Spike ug/l	BSP ug/l	BSP %	BSD ug/l	BSD %	RPD	Limits Rec/RPD
591-78-6	2-Hexanone	80	77.9	97	75.4	94	3	71-145/12
87-68-3	Hexachlorobutadiene	20	18.0	90	17.8	89	1	70-130/12
98-82-8	Isopropylbenzene	20	17.9	90	17.9	90	0	77-125/10
99-87-6	p-Isopropyltoluene	20	17.7	89	17.6	88	1	76-126/10
108-10-1	4-Methyl-2-pentanone	80	77.7	97	74.3	93	4	70-142/11
74-83-9	Methyl bromide	20	17.5	88	18.9	95	8	65-124/13
74-87-3	Methyl chloride	20	16.7	84	17.8	89	6	47-143/20
74-95-3	Methylene bromide	20	20.1	101	19.5	98	3	80-125/10
75-09-2	Methylene chloride	20	17.8	89	17.4	87	2	65-124/15
78-93-3	Methyl ethyl ketone	80	78.5	98	74.0	93	6	66-145/12
1634-04-4	Methyl Tert Butyl Ether	20	17.4	87	16.8	84	4	73-120/10
91-20-3	Naphthalene	20	18.5	93	18.7	94	1	66-120/12
103-65-1	n-Propylbenzene	20	17.0	85	16.9	85	1	75-125/10
100-42-5	Styrene	20	18.0	90	17.8	89	1	73-126/10
994-05-8	Tert-Amyl Methyl Ether	20	18.1	91	17.7	89	2	77-126/10
75-65-0	Tert-Butyl Alcohol	100	90.9	91	86.9	87	4	52-148/18
630-20-6	1,1,1,2-Tetrachloroethane	20	18.7	94	18.5	93	1	79-126/10
71-55-6	1,1,1-Trichloroethane	20	18.1	91	18.1	91	0	73-125/11
79-34-5	1,1,2,2-Tetrachloroethane	20	19.1	96	18.4	92	4	78-127/10
79-00-5	1,1,2-Trichloroethane	20	18.7	94	18.5	93	1	79-122/10
87-61-6	1,2,3-Trichlorobenzene	20	18.5	93	18.6	93	1	70-128/12
96-18-4	1,2,3-Trichloropropane	20	19.3	97	19.1	96	1	66-127/10
120-82-1	1,2,4-Trichlorobenzene	20	18.2	91	18.0	90	1	72-125/11
95-63-6	1,2,4-Trimethylbenzene	20	17.6	88	17.4	87	1	76-124/10
108-67-8	1,3,5-Trimethylbenzene	20	17.5	88	17.3	87	1	79-130/10
127-18-4	Tetrachloroethylene	20	18.6	93	18.4	92	1	72-124/13
108-88-3	Toluene	20	17.6	88	17.5	88	1	78-121/10
79-01-6	Trichloroethylene	20	17.9	90	17.7	89	1	75-119/10
75-69-4	Trichlorofluoromethane	20	18.5	93	20.1	101	8	68-130/19
75-01-4	Vinyl chloride	20	17.9	90	19.7	99	10	57-137/18
1330-20-7	Xylene (total)	60	53.6	89	53.2	89	1	78-122/10

CAS No.	Surrogate Recoveries	BSP	BSD	Limits
1868-53-7	Dibromofluoromethane	101%	101%	80-123%

\* = Outside of Control Limits.

5.2.2  
5



# Blank Spike/Blank Spike Duplicate Summary

**Job Number:** C46588  
**Account:** ATCCAR ATC Group Services  
**Project:** Premier Hyundai 2820 Broadway Oakland

Sample	File ID	DF	Analyzed	By	Prep Date	Prep Batch	Analytical Batch
VU1489-BS	U36060.D	1	07/25/16	MV	n/a	n/a	VU1489
VU1489-BSD	U36061.D	1	07/25/16	MV	n/a	n/a	VU1489

The QC reported here applies to the following samples:

Method: SW846 8260B

C46588-1, C46588-2, C46588-3, C46588-4

CAS No.	Surrogate Recoveries	BSP	BSD	Limits
2037-26-5	Toluene-D8	96%	98%	88-112%
460-00-4	4-Bromofluorobenzene	96%	98%	79-114%

\* = Outside of Control Limits.

5.2.2  
 5

# Laboratory Control Sample Summary

**Job Number:** C46588  
**Account:** ATCCAR ATC Group Services  
**Project:** Premier Hyundai 2820 Broadway Oakland

Sample	File ID	DF	Analyzed	By	Prep Date	Prep Batch	Analytical Batch
VU1489-LCS	U36063.D	1	07/25/16	MV	n/a	n/a	VU1489

The QC reported here applies to the following samples:

Method: SW846 8260B

C46588-1, C46588-2, C46588-3, C46588-4

CAS No.	Compound	Spike ug/l	LCS ug/l	LCS %	Limits
	TPH-GRO (C6-C10)	125	105	84	70-130

CAS No.	Surrogate Recoveries	BSP	Limits
1868-53-7	Dibromofluoromethane	98%	80-123%
2037-26-5	Toluene-D8	100%	88-112%
460-00-4	4-Bromofluorobenzene	93%	79-114%

\* = Outside of Control Limits.

# Matrix Spike/Matrix Spike Duplicate Summary

**Job Number:** C46588  
**Account:** ATCCAR ATC Group Services  
**Project:** Premier Hyundai 2820 Broadway Oakland

Sample	File ID	DF	Analyzed	By	Prep Date	Prep Batch	Analytical Batch
C46539-24MS	U36048.D	100	07/22/16	MV	n/a	n/a	VU1487
C46539-24MSD	U36049.D	100	07/22/16	MV	n/a	n/a	VU1487
C46539-24 <sup>a</sup>	U36032.D	100	07/22/16	MV	n/a	n/a	VU1487

The QC reported here applies to the following samples:

Method: SW846 8260B

C46588-1, C46588-2, C46588-3, C46588-5, C46588-6

CAS No.	Compound	C46539-24 ug/l	Spike Q ug/l	MS ug/l	MS %	Spike ug/l	MSD ug/l	MSD %	RPD	Limits Rec/RPD	
67-64-1	Acetone	ND		8000	9280	116	8000	7510	94	21* b	55-147/17
71-43-2	Benzene	1860		2000	3750	95	2000	3600	87	4	76-120/10
108-86-1	Bromobenzene	ND		2000	1950	98	2000	1960	98	1	80-123/10
74-97-5	Bromochloromethane	ND		2000	2060	103	2000	2030	102	1	79-124/10
75-27-4	Bromodichloromethane	ND		2000	1810	91	2000	1760	88	3	75-121/10
75-25-2	Bromoform	ND		2000	1750	88	2000	1550	78	12* b	62-127/10
104-51-8	n-Butylbenzene	25.2	J	2000	1860	92	2000	1900	94	2	74-129/10
135-98-8	sec-Butylbenzene	ND		2000	1880	94	2000	1910	96	2	75-128/11
98-06-6	tert-Butylbenzene	ND		2000	1910	96	2000	1930	97	1	74-127/11
108-90-7	Chlorobenzene	ND		2000	1900	95	2000	1870	94	2	79-119/10
75-00-3	Chloroethane	ND		2000	1970	99	2000	2010	101	2	60-115/14
67-66-3	Chloroform	ND		2000	1880	94	2000	1880	94	0	75-122/10
95-49-8	o-Chlorotoluene	ND		2000	1860	93	2000	1870	94	1	76-125/12
106-43-4	p-Chlorotoluene	ND		2000	1810	91	2000	1840	92	2	76-126/11
56-23-5	Carbon tetrachloride	ND		2000	1990	100	2000	1960	98	2	72-128/13
75-34-3	1,1-Dichloroethane	ND		2000	1860	93	2000	1850	93	1	70-121/10
75-35-4	1,1-Dichloroethylene	ND		2000	1860	93	2000	1870	94	1	62-125/13
563-58-6	1,1-Dichloropropene	ND		2000	1820	91	2000	1820	91	0	68-116/11
96-12-8	1,2-Dibromo-3-chloropropane	ND		2000	1700	85	2000	1790	90	5	64-129/11
106-93-4	1,2-Dibromoethane	ND		2000	1940	97	2000	1910	96	2	81-124/10
107-06-2	1,2-Dichloroethane	ND		2000	1910	96	2000	1880	94	2	74-122/10
78-87-5	1,2-Dichloropropane	ND		2000	1890	95	2000	1830	92	3	75-123/10
142-28-9	1,3-Dichloropropane	ND		2000	1980	99	2000	1950	98	2	81-127/11
108-20-3	Di-Isopropyl ether	ND		2000	1750	88	2000	1750	88	0	69-126/10
594-20-7	2,2-Dichloropropane	ND		2000	1500	75	2000	1490	75	1	66-130/12
124-48-1	Dibromochloromethane	ND		2000	1830	92	2000	1700	85	7	76-124/10
75-71-8	Dichlorodifluoromethane	ND		2000	1770	89	2000	1730	87	2	26-163/26
156-59-2	cis-1,2-Dichloroethylene	ND		2000	1990	100	2000	1970	99	1	75-128/10
10061-01-5	cis-1,3-Dichloropropene	ND		2000	1820	91	2000	1810	91	1	76-131/10
541-73-1	m-Dichlorobenzene	ND		2000	1910	96	2000	1910	96	0	79-121/10
95-50-1	o-Dichlorobenzene	ND		2000	1930	97	2000	1940	97	1	79-120/10
106-46-7	p-Dichlorobenzene	ND		2000	1910	96	2000	1920	96	1	79-120/10
156-60-5	trans-1,2-Dichloroethylene	ND		2000	1770	89	2000	1760	88	1	67-116/11
10061-02-6	trans-1,3-Dichloropropene	ND		2000	1750	88	2000	1720	86	2	73-125/10
100-41-4	Ethylbenzene	1520		2000	3380	93	2000	3290	89	3	78-123/10
637-92-3	Ethyl Tert Butyl Ether	ND		2000	1810	91	2000	1790	90	1	75-126/11

\* = Outside of Control Limits.

# Matrix Spike/Matrix Spike Duplicate Summary

**Job Number:** C46588  
**Account:** ATCCAR ATC Group Services  
**Project:** Premier Hyundai 2820 Broadway Oakland

Sample	File ID	DF	Analyzed	By	Prep Date	Prep Batch	Analytical Batch
C46539-24MS	U36048.D	100	07/22/16	MV	n/a	n/a	VU1487
C46539-24MSD	U36049.D	100	07/22/16	MV	n/a	n/a	VU1487
C46539-24 <sup>a</sup>	U36032.D	100	07/22/16	MV	n/a	n/a	VU1487

The QC reported here applies to the following samples:

Method: SW846 8260B

C46588-1, C46588-2, C46588-3, C46588-5, C46588-6

CAS No.	Compound	C46539-24 ug/l	Spike Q	ug/l	MS ug/l	MS %	Spike ug/l	MSD ug/l	MSD %	RPD	Limits Rec/RPD
591-78-6	2-Hexanone	ND		8000	7910	99	8000	8020	100	1	71-145/12
87-68-3	Hexachlorobutadiene	ND		2000	1820	91	2000	1870	94	3	70-130/12
98-82-8	Isopropylbenzene	78.6	J	2000	2000	96	2000	1980	95	1	77-125/10
99-87-6	p-Isopropyltoluene	ND		2000	1890	95	2000	1890	95	0	76-126/10
108-10-1	4-Methyl-2-pentanone	ND		8000	7820	98	8000	7890	99	1	70-142/11
74-83-9	Methyl bromide	ND		2000	1950	98	2000	1960	98	1	65-124/13
74-87-3	Methyl chloride	ND		2000	1890	95	2000	1900	95	1	47-143/20
74-95-3	Methylene bromide	ND		2000	2070	104	2000	2050	103	1	80-125/10
75-09-2	Methylene chloride	ND		2000	1850	93	2000	1820	91	2	65-124/15
78-93-3	Methyl ethyl ketone	ND		8000	7850	98	8000	7900	99	1	66-145/12
1634-04-4	Methyl Tert Butyl Ether	ND		2000	1730	87	2000	1730	87	0	73-120/10
91-20-3	Naphthalene	217	J	2000	2070	93	2000	2220	100	7	66-120/12
103-65-1	n-Propylbenzene	196	J	2000	1970	89	2000	2000	90	2	75-125/10
100-42-5	Styrene	ND		2000	1930	97	2000	1910	96	1	73-126/10
994-05-8	Tert-Amyl Methyl Ether	ND		2000	1820	91	2000	1810	91	1	77-126/10
75-65-0	Tert-Butyl Alcohol	ND		10000	9190	92	10000	9420	94	2	52-148/18
630-20-6	1,1,1,2-Tetrachloroethane	ND		2000	1970	99	2000	1920	96	3	79-126/10
71-55-6	1,1,1-Trichloroethane	ND		2000	1940	97	2000	1930	97	1	73-125/11
79-34-5	1,1,2,2-Tetrachloroethane	ND		2000	1950	98	2000	1980	99	2	78-127/10
79-00-5	1,1,2-Trichloroethane	ND		2000	1950	98	2000	1930	97	1	79-122/10
87-61-6	1,2,3-Trichlorobenzene	ND		2000	1850	93	2000	1950	98	5	70-128/12
96-18-4	1,2,3-Trichloropropane	ND		2000	2030	102	2000	2000	100	1	66-127/10
120-82-1	1,2,4-Trichlorobenzene	ND		2000	1860	93	2000	1890	95	2	72-125/11
95-63-6	1,2,4-Trimethylbenzene	279		2000	2150	94	2000	2150	94	0	76-124/10
108-67-8	1,3,5-Trimethylbenzene	43.0	J	2000	1920	94	2000	1940	95	1	79-130/10
127-18-4	Tetrachloroethylene	ND		2000	1910	96	2000	1890	95	1	72-124/13
108-88-3	Toluene	1730		2000	3570	92	2000	3460	87	3	78-121/10
79-01-6	Trichloroethylene	ND		2000	1900	95	2000	1860	93	2	75-119/10
75-69-4	Trichlorofluoromethane	ND		2000	2100	105	2000	2120	106	1	68-130/19
75-01-4	Vinyl chloride	ND		2000	2150	108	2000	2130	107	1	57-137/18
1330-20-7	Xylene (total)	3050		6000	8830	96	6000	8590	92	3	78-122/10

CAS No.	Surrogate Recoveries	MS	MSD	C46539-24	Limits
1868-53-7	Dibromofluoromethane	101%	102%	96%	80-123%

\* = Outside of Control Limits.

5.4.1  
 5

# Matrix Spike/Matrix Spike Duplicate Summary

**Job Number:** C46588  
**Account:** ATCCAR ATC Group Services  
**Project:** Premier Hyundai 2820 Broadway Oakland

Sample	File ID	DF	Analyzed	By	Prep Date	Prep Batch	Analytical Batch
C46539-24MS	U36048.D	100	07/22/16	MV	n/a	n/a	VU1487
C46539-24MSD	U36049.D	100	07/22/16	MV	n/a	n/a	VU1487
C46539-24 <sup>a</sup>	U36032.D	100	07/22/16	MV	n/a	n/a	VU1487

The QC reported here applies to the following samples:

Method: SW846 8260B

C46588-1, C46588-2, C46588-3, C46588-5, C46588-6

CAS No.	Surrogate Recoveries	MS	MSD	C46539-24	Limits
2037-26-5	Toluene-D8	99%	99%	101%	88-112%
460-00-4	4-Bromofluorobenzene	97%	95%	93%	79-114%

- (a) Sample vial contained floating product. Results may not be reproducible.
- (b) Outside laboratory control limits.

\* = Outside of Control Limits.

# Matrix Spike/Matrix Spike Duplicate Summary

**Job Number:** C46588  
**Account:** ATCCAR ATC Group Services  
**Project:** Premier Hyundai 2820 Broadway Oakland

Sample	File ID	DF	Analyzed	By	Prep Date	Prep Batch	Analytical Batch
C46556-1MS	U36083.D	1000	07/25/16	MV	n/a	n/a	VU1489
C46556-1MSD	U36084.D	1000	07/25/16	MV	n/a	n/a	VU1489
C46556-1	U36069.D	1000	07/25/16	MV	n/a	n/a	VU1489

The QC reported here applies to the following samples:

Method: SW846 8260B

C46588-1, C46588-2, C46588-3, C46588-4

CAS No.	Compound	C46556-1 ug/l	Spike Q ug/l	MS ug/l	MS %	Spike ug/l	MSD ug/l	MSD %	RPD	Limits Rec/RPD	
67-64-1	Acetone	ND		80000	65700	82	80000	69800	87	6	55-147/17
71-43-2	Benzene	ND		20000	17100	86	20000	17800	89	4	76-120/10
108-86-1	Bromobenzene	ND		20000	17600	88	20000	17700	89	1	80-123/10
74-97-5	Bromochloromethane	ND		20000	18500	93	20000	18900	95	2	79-124/10
75-27-4	Bromodichloromethane	ND		20000	16100	81	20000	16700	84	4	75-121/10
75-25-2	Bromoform	ND		20000	15300	77	20000	17100	86	11* a	62-127/10
104-51-8	n-Butylbenzene	ND		20000	16500	83	20000	17100	86	4	74-129/10
135-98-8	sec-Butylbenzene	ND		20000	16700	84	20000	17100	86	2	75-128/11
98-06-6	tert-Butylbenzene	ND		20000	16600	83	20000	17000	85	2	74-127/11
108-90-7	Chlorobenzene	ND		20000	17000	85	20000	17600	88	3	79-119/10
75-00-3	Chloroethane	ND		20000	18100	91	20000	17900	90	1	60-115/14
67-66-3	Chloroform	235	J	20000	17300	85	20000	17800	88	3	75-122/10
95-49-8	o-Chlorotoluene	ND		20000	16400	82	20000	16900	85	3	76-125/12
106-43-4	p-Chlorotoluene	ND		20000	16300	82	20000	16600	83	2	76-126/11
56-23-5	Carbon tetrachloride	ND		20000	17300	87	20000	18000	90	4	72-128/13
75-34-3	1,1-Dichloroethane	588	J	20000	17500	85	20000	18100	88	3	70-121/10
75-35-4	1,1-Dichloroethylene	1390		20000	18200	84	20000	19000	88	4	62-125/13
563-58-6	1,1-Dichloropropene	ND		20000	16100	81	20000	17200	86	7	68-116/11
96-12-8	1,2-Dibromo-3-chloropropane	ND		20000	15300	77	20000	15800	79	3	64-129/11
106-93-4	1,2-Dibromoethane	ND		20000	17000	85	20000	17900	90	5	81-124/10
107-06-2	1,2-Dichloroethane	12500		20000	30000	88	20000	30400	90	1	74-122/10
78-87-5	1,2-Dichloropropane	ND		20000	17100	86	20000	17600	88	3	75-123/10
142-28-9	1,3-Dichloropropane	ND		20000	17600	88	20000	18300	92	4	81-127/11
108-20-3	Di-Isopropyl ether	ND		20000	16000	80	20000	16600	83	4	69-126/10
594-20-7	2,2-Dichloropropane	ND		20000	14200	71	20000	14700	74	3	66-130/12
124-48-1	Dibromochloromethane	ND		20000	16200	81	20000	17300	87	7	76-124/10
75-71-8	Dichlorodifluoromethane	ND		20000	15000	75	20000	14500	73	3	26-163/26
156-59-2	cis-1,2-Dichloroethylene	57100		20000	78100	105	20000	78500	107	1	75-128/10
10061-01-5	cis-1,3-Dichloropropene	ND		20000	16800	84	20000	17400	87	4	76-131/10
541-73-1	m-Dichlorobenzene	ND		20000	17200	86	20000	17500	88	2	79-121/10
95-50-1	o-Dichlorobenzene	ND		20000	17300	87	20000	17500	88	1	79-120/10
106-46-7	p-Dichlorobenzene	ND		20000	17200	86	20000	17700	89	3	79-120/10
156-60-5	trans-1,2-Dichloroethylene	246	J	20000	16200	80	20000	16600	82	2	67-116/11
10061-02-6	trans-1,3-Dichloropropene	ND		20000	15800	79	20000	16600	83	5	73-125/10
100-41-4	Ethylbenzene	213	J	20000	17100	84	20000	17700	87	3	78-123/10
637-92-3	Ethyl Tert Butyl Ether	ND		20000	16200	81	20000	16700	84	3	75-126/11

\* = Outside of Control Limits.

5.4.2  
 5

# Matrix Spike/Matrix Spike Duplicate Summary

**Job Number:** C46588  
**Account:** ATCCAR ATC Group Services  
**Project:** Premier Hyundai 2820 Broadway Oakland

Sample	File ID	DF	Analyzed	By	Prep Date	Prep Batch	Analytical Batch
C46556-1MS	U36083.D	1000	07/25/16	MV	n/a	n/a	VU1489
C46556-1MSD	U36084.D	1000	07/25/16	MV	n/a	n/a	VU1489
C46556-1	U36069.D	1000	07/25/16	MV	n/a	n/a	VU1489

The QC reported here applies to the following samples:

Method: SW846 8260B

C46588-1, C46588-2, C46588-3, C46588-4

CAS No.	Compound	C46556-1 ug/l	Spike Q ug/l	MS ug/l	MS %	Spike ug/l	MSD ug/l	MSD %	RPD	Limits Rec/RPD	
591-78-6	2-Hexanone	ND		80000	69300	87	80000	72600	91	5	71-145/12
87-68-3	Hexachlorobutadiene	ND		20000	16300	82	20000	17100	86	5	70-130/12
98-82-8	Isopropylbenzene	ND		20000	16800	84	20000	17500	88	4	77-125/10
99-87-6	p-Isopropyltoluene	ND		20000	16700	84	20000	17000	85	2	76-126/10
108-10-1	4-Methyl-2-pentanone	ND		80000	68800	86	80000	71200	89	3	70-142/11
74-83-9	Methyl bromide	ND		20000	17300	87	20000	17000	85	2	65-124/13
74-87-3	Methyl chloride	ND		20000	16000	80	20000	16600	83	4	47-143/20
74-95-3	Methylene bromide	ND		20000	18300	92	20000	19000	95	4	80-125/10
75-09-2	Methylene chloride	ND		20000	16900	85	20000	17300	87	2	65-124/15
78-93-3	Methyl ethyl ketone	ND		80000	70500	88	80000	72600	91	3	66-145/12
1634-04-4	Methyl Tert Butyl Ether	ND		20000	15400	77	20000	16100	81	4	73-120/10
91-20-3	Naphthalene	ND		20000	16900	85	20000	18200	91	7	66-120/12
103-65-1	n-Propylbenzene	ND		20000	16200	81	20000	16600	83	2	75-125/10
100-42-5	Styrene	ND		20000	16600	83	20000	17300	87	4	73-126/10
994-05-8	Tert-Amyl Methyl Ether	ND		20000	16300	82	20000	16900	85	4	77-126/10
75-65-0	Tert-Butyl Alcohol	ND		100000	79200	79	100000	87500	88	10	52-148/18
630-20-6	1,1,1,2-Tetrachloroethane	ND		20000	17300	87	20000	17900	90	3	79-126/10
71-55-6	1,1,1-Trichloroethane	ND		20000	17200	86	20000	17800	89	3	73-125/11
79-34-5	1,1,2,2-Tetrachloroethane	ND		20000	17800	89	20000	18000	90	1	78-127/10
79-00-5	1,1,2-Trichloroethane	856	J	20000	18200	87	20000	19100	91	5	79-122/10
87-61-6	1,2,3-Trichlorobenzene	ND		20000	16700	84	20000	17900	90	7	70-128/12
96-18-4	1,2,3-Trichloropropane	ND		20000	17600	88	20000	18400	92	4	66-127/10
120-82-1	1,2,4-Trichlorobenzene	ND		20000	16700	84	20000	17500	88	5	72-125/11
95-63-6	1,2,4-Trimethylbenzene	ND		20000	16500	83	20000	16900	85	2	76-124/10
108-67-8	1,3,5-Trimethylbenzene	ND		20000	16500	83	20000	16700	84	1	79-130/10
127-18-4	Tetrachloroethylene	ND		20000	16800	84	20000	17500	88	4	72-124/13
108-88-3	Toluene	ND		20000	16800	84	20000	17400	87	4	78-121/10
79-01-6	Trichloroethylene	3190		20000	20200	85	20000	20600	87	2	75-119/10
75-69-4	Trichlorofluoromethane	ND		20000	19100	96	20000	18300	92	4	68-130/19
75-01-4	Vinyl chloride	11900		20000	31900	100	20000	31600	99	1	57-137/18
1330-20-7	Xylene (total)	ND		60000	51000	85	60000	52700	88	3	78-122/10

CAS No.	Surrogate Recoveries	MS	MSD	C46556-1	Limits
1868-53-7	Dibromofluoromethane	99%	100%	97%	80-123%

\* = Outside of Control Limits.

5.4.2  
 5

# Matrix Spike/Matrix Spike Duplicate Summary

**Job Number:** C46588  
**Account:** ATCCAR ATC Group Services  
**Project:** Premier Hyundai 2820 Broadway Oakland

Sample	File ID	DF	Analyzed	By	Prep Date	Prep Batch	Analytical Batch
C46556-1MS	U36083.D	1000	07/25/16	MV	n/a	n/a	VU1489
C46556-1MSD	U36084.D	1000	07/25/16	MV	n/a	n/a	VU1489
C46556-1	U36069.D	1000	07/25/16	MV	n/a	n/a	VU1489

The QC reported here applies to the following samples:

Method: SW846 8260B

C46588-1, C46588-2, C46588-3, C46588-4

CAS No.	Surrogate Recoveries	MS	MSD	C46556-1	Limits
2037-26-5	Toluene-D8	96%	97%	98%	88-112%
460-00-4	4-Bromofluorobenzene	92%	95%	89%	79-114%

(a) Outside laboratory control limits.

\* = Outside of Control Limits.



**Metals Analysis**

---

**QC Data Summaries**

---

Includes the following where applicable:

- Method Blank Summaries
- Matrix Spike and Duplicate Summaries
- Blank Spike and Lab Control Sample Summaries
- Serial Dilution Summaries

BLANK RESULTS SUMMARY  
Part 2 - Method Blanks

Login Number: C46588  
Account: ATCCAR - ATC Group Services  
Project: Premier Hyundai 2820 Broadway Oakland

QC Batch ID: MP11650  
Matrix Type: AQUEOUS

Methods: EPA 200.7  
Units: ug/l

Prep Date: 07/21/16

Metal	RL	IDL	MDL	MB raw	final
Aluminum	200	5.4	9		
Antimony	6.0	1.6	1.6	-1.7	<6.0
Arsenic	10	1.7	2.5	-1.3	<10
Barium	200	.25	3	0.0	<200
Beryllium	5.0	.19	.19	0.10	<5.0
Boron	100	2.7	2.7		
Cadmium	2.0	.32	.32	0.0	<2.0
Calcium	5000	19	76		
Chromium	10	1.2	1.2	0.30	<10
Cobalt	5.0	.49	.49	0.20	<5.0
Copper	10	1	1.4	1.6	<10
Iron	200	5.1	5.2		
Lead	10	1.1	1.6	0.40	<10
Magnesium	5000	37	42		
Manganese	15	.21	.6		
Molybdenum	20	1.1	1.1	0.30	<20
Nickel	5.0	.45	.45	0.0	<5.0
Potassium	10000	29	150		
Selenium	10	4.9	4.9	-0.20	<10
Silicon	100	2.2	2.2		
Silver	5.0	.89	.89	-0.30	<5.0
Sodium	10000	26	140		
Strontium	10	.14	.22		
Thallium	10	3.9	3.9	1.3	<10
Tin	50	3	3		
Titanium	10	.76	.76		
Vanadium	10	.43	.49	-0.20	<10
Zinc	20	1.1	1.4	0.10	<20

Associated samples MP11650: C46588-1F, C46588-2F, C46588-3F, C46588-4F, C46588-5F, C46588-6F

Results < IDL are shown as zero for calculation purposes  
(\* ) Outside of QC limits  
(anr) Analyte not requested

MATRIX SPIKE AND DUPLICATE RESULTS SUMMARY

Login Number: C46588  
 Account: ATCCAR - ATC Group Services  
 Project: Premier Hyundai 2820 Broadway Oakland

QC Batch ID: MP11650  
 Matrix Type: AQUEOUS

Methods: EPA 200.7  
 Units: ug/l

Prep Date: 07/22/16

Metal	C46588-6F Original MS		SpikeLot MPIR5	% Rec	QC Limits
Aluminum					
Antimony	0.0	596	500	119.2	70-130
Arsenic	9.1	583	500	114.8	70-130
Barium	10.2	573	500	112.6	70-130
Beryllium	0.0	562	500	112.4	70-130
Boron					
Cadmium	0.0	576	500	115.2	70-130
Calcium					
Chromium	2.2	565	500	112.6	70-130
Cobalt	0.0	560	500	112.0	70-130
Copper	4.2	563	500	111.8	70-130
Iron					
Lead	0.0	549	500	109.8	70-130
Magnesium					
Manganese					
Molybdenum	4.3	541	500	107.3	70-130
Nickel	0.0	549	500	109.8	70-130
Potassium					
Selenium	0.0	588	500	117.6	70-130
Silicon					
Silver	0.0	543	500	108.6	70-130
Sodium					
Strontium					
Thallium	0.0	561	500	112.2	70-130
Tin					
Titanium					
Vanadium	5.8	564	500	111.6	70-130
Zinc	7.3	571	500	112.7	70-130

Associated samples MP11650: C46588-1F, C46588-2F, C46588-3F, C46588-4F, C46588-5F, C46588-6F

Results < IDL are shown as zero for calculation purposes  
 (\*) Outside of QC limits  
 (N) Matrix Spike Rec. outside of QC limits  
 (anr) Analyte not requested

MATRIX SPIKE AND DUPLICATE RESULTS SUMMARY

Login Number: C46588  
 Account: ATCCAR - ATC Group Services  
 Project: Premier Hyundai 2820 Broadway Oakland

QC Batch ID: MP11650  
 Matrix Type: AQUEOUS

Methods: EPA 200.7  
 Units: ug/l

Prep Date: 07/22/16

Metal	C46588-6F Original MSD		SpikeLot MPIR5	% Rec	MSD RPD	QC Limit
Aluminum						
Antimony	0.0	590	500	118.0	1.0	20
Arsenic	9.1	573	500	112.8	1.7	20
Barium	10.2	576	500	113.2	0.5	20
Beryllium	0.0	567	500	113.4	0.9	20
Boron						
Cadmium	0.0	572	500	114.4	0.7	20
Calcium						
Chromium	2.2	568	500	113.2	0.5	20
Cobalt	0.0	556	500	111.2	0.7	20
Copper	4.2	566	500	112.4	0.5	20
Iron						
Lead	0.0	550	500	110.0	0.2	20
Magnesium						
Manganese						
Molybdenum	4.3	537	500	106.5	0.7	20
Nickel	0.0	547	500	109.4	0.4	20
Potassium						
Selenium	0.0	576	500	115.2	2.1	20
Silicon						
Silver	0.0	548	500	109.6	0.9	20
Sodium						
Strontium						
Thallium	0.0	560	500	112.0	0.2	20
Tin						
Titanium						
Vanadium	5.8	570	500	112.8	1.1	20
Zinc	7.3	571	500	112.7	0.0	20

Associated samples MP11650: C46588-1F, C46588-2F, C46588-3F, C46588-4F, C46588-5F, C46588-6F

Results < IDL are shown as zero for calculation purposes  
 (\*) Outside of QC limits  
 (N) Matrix Spike Rec. outside of QC limits  
 (anr) Analyte not requested

SPIKE BLANK AND LAB CONTROL SAMPLE SUMMARY

Login Number: C46588  
 Account: ATCCAR - ATC Group Services  
 Project: Premier Hyundai 2820 Broadway Oakland

QC Batch ID: MP11650  
 Matrix Type: AQUEOUS

Methods: EPA 200.7  
 Units: ug/l

Prep Date: 07/21/16

Metal	BSP Result	Spikelot MPIR5	% Rec	QC Limits
Aluminum				
Antimony	525	500	105.0	85-115
Arsenic	546	500	109.2	85-115
Barium	546	500	109.2	85-115
Beryllium	518	500	103.6	85-115
Boron				
Cadmium	559	500	111.8	85-115
Calcium	anr			
Chromium	559	500	111.8	85-115
Cobalt	553	500	110.6	85-115
Copper	564	500	112.8	85-115
Iron				
Lead	546	500	109.2	85-115
Magnesium	anr			
Manganese				
Molybdenum	528	500	105.6	85-115
Nickel	525	500	105.0	85-115
Potassium	anr			
Selenium	543	500	108.6	85-115
Silicon				
Silver	549	500	109.8	85-115
Sodium	anr			
Strontium				
Thallium	551	500	110.2	85-115
Tin				
Titanium				
Vanadium	552	500	110.4	85-115
Zinc	548	500	109.6	85-115

Associated samples MP11650: C46588-1F, C46588-2F, C46588-3F, C46588-4F, C46588-5F, C46588-6F

Results < IDL are shown as zero for calculation purposes  
 (\*) Outside of QC limits  
 (anr) Analyte not requested

SERIAL DILUTION RESULTS SUMMARY

Login Number: C46588  
 Account: ATCCAR - ATC Group Services  
 Project: Premier Hyundai 2820 Broadway Oakland

QC Batch ID: MP11650  
 Matrix Type: AQUEOUS

Methods: EPA 200.7  
 Units: ug/l

Prep Date: 07/21/16

Metal	C46574-1F Original SDL 1:5		%DIF	QC Limits
Aluminum				
Antimony	0.00	0.00	NC	0-10
Arsenic	3.60	0.00	100.0 (a)	0-10
Barium	9.50	9.30	2.1	0-10
Beryllium	0.00	0.00	NC	0-10
Boron				
Cadmium	4.60	3.80	11.6 (a)	0-10
Calcium	anr			
Chromium	1.90	0.00	100.0 (a)	0-10
Cobalt	56.3	57.3	1.8	0-10
Copper	18.7	22.1	18.2 (a)	0-10
Iron				
Lead	0.00	0.00	NC	0-10
Magnesium	anr			
Manganese				
Molybdenum	0.00	0.00	NC	0-10
Nickel	29.1	27.3	6.2	0-10
Potassium	anr			
Selenium	0.00	0.00	NC	0-10
Silicon				
Silver	0.00	0.00	NC	0-10
Sodium	anr			
Strontium				
Thallium	3.90	0.00	NC	0-10
Tin				
Titanium				
Vanadium	0.00	0.00	NC	0-10
Zinc	137	136	0.4	0-10

Associated samples MP11650: C46588-1F, C46588-2F, C46588-3F, C46588-4F, C46588-5F, C46588-6F

Results < IDL are shown as zero for calculation purposes

(\*) Outside of QC limits

(anr) Analyte not requested

(a) Percent difference acceptable due to low initial sample concentration (< 50 times IDL).

BLANK RESULTS SUMMARY  
Part 2 - Method Blanks

Login Number: C46588  
Account: ATCCAR - ATC Group Services  
Project: Premier Hyundai 2820 Broadway Oakland

QC Batch ID: MP11665  
Matrix Type: AQUEOUS

Methods: EPA 245.1  
Units: ug/l

Prep Date: 07/22/16

Metal	RL	IDL	MDL	MB raw	final
Mercury	0.20	.0042	.02	-0.018	<0.20

Associated samples MP11665: C46588-4F, C46588-5F, C46588-6F

Results < IDL are shown as zero for calculation purposes  
(\* ) Outside of QC limits  
(anr) Analyte not requested

6.2.1  
6

MATRIX SPIKE AND DUPLICATE RESULTS SUMMARY

Login Number: C46588  
 Account: ATCCAR - ATC Group Services  
 Project: Premier Hyundai 2820 Broadway Oakland

QC Batch ID: MP11665  
 Matrix Type: AQUEOUS

Methods: EPA 245.1  
 Units: ug/l

Prep Date: 07/22/16

Metal	C46567-5F Original MS	SpikeLot HGPWS1	% Rec	QC Limits
-------	--------------------------	--------------------	-------	--------------

Mercury	0.0	1.4	2	70.0	70-130
---------	-----	-----	---	------	--------

Associated samples MP11665: C46588-4F, C46588-5F, C46588-6F

Results < IDL are shown as zero for calculation purposes  
 (\*) Outside of QC limits  
 (N) Matrix Spike Rec. outside of QC limits  
 (anr) Analyte not requested

6.2.2

6



MATRIX SPIKE AND DUPLICATE RESULTS SUMMARY

Login Number: C46588  
 Account: ATCCAR - ATC Group Services  
 Project: Premier Hyundai 2820 Broadway Oakland

QC Batch ID: MP11665  
 Matrix Type: AQUEOUS

Methods: EPA 245.1  
 Units: ug/l

Prep Date: 07/22/16

Metal	C46567-5F Original MSD	SpikeLot HGPWS1	% Rec	MSD RPD	QC Limit
Mercury	0.0	1.4	2	70.0	0.0 20

Associated samples MP11665: C46588-4F, C46588-5F, C46588-6F

Results < IDL are shown as zero for calculation purposes  
 (\*) Outside of QC limits  
 (N) Matrix Spike Rec. outside of QC limits  
 (anr) Analyte not requested

6.2.2

6

SPIKE BLANK AND LAB CONTROL SAMPLE SUMMARY

Login Number: C46588  
Account: ATCCAR - ATC Group Services  
Project: Premier Hyundai 2820 Broadway Oakland

QC Batch ID: MP11665  
Matrix Type: AQUEOUS

Methods: EPA 245.1  
Units: ug/l

Prep Date: 07/22/16

Metal	BSP Result	Spikelot HGPWS1	% Rec	QC Limits
Mercury	2.0	2	100.0	85-115

Associated samples MP11665: C46588-4F, C46588-5F, C46588-6F

Results < IDL are shown as zero for calculation purposes  
(\* ) Outside of QC limits  
(anr) Analyte not requested

6.2.3

6

**ATTACHMENT C**

**BORING LOGS**

**CLIENT** Premier Hyundai of Oakland **PROJECT NAME** \_\_\_\_\_

**PROJECT NUMBER** 118EM01075 **PROJECT LOCATION** 2855 Broadway, Oakland, CA

**DATE STARTED** 7/5/16 **COMPLETED** 7/5/16 **GROUND ELEVATION** \_\_\_\_\_ **HOLE SIZE** 8 inches

**DRILLING CONTRACTOR** Gregg Drilling **GROUND WATER LEVELS:**

**DRILLING METHOD** Direct Push followed by HSA **AT TIME OF DRILLING** ---

**LOGGED BY** J. Kundert **CHECKED BY** C. Klinesteker P.G. **AT END OF DRILLING** ---

**NOTES** \_\_\_\_\_ **AFTER DRILLING** ---

DEPTH (ft)	SAMPLE TYPE NUMBER	RECOVERY %	U.S.C.S.	GRAPHIC LOG	MATERIAL DESCRIPTION	ENVIRONMENTAL DATA	WELL DIAGRAM
0							
0.3					Concrete		
			ML		SILT, (ML) 100 % fines, dark brown, moist, soft, medium plasticity, no odor, no organics		
3.0			ML		GRAVELLY SILT, (ML) 30 % gravel, 70 % fines, reddish brown, well graded, subangular, dry to moist, hard, non plastic, no odor, no organics		
5	B24-5	100					
5.0			CL		LEAN CLAY, (CL) 100 % fines, yellowish brown, moist, very soft, high plasticity, no odor, no organics	PID = 10.7	
10	B24-10	100				PID = 1.2	
11.0			CL		LEAN CLAY WITH SAND, (CL) 20 % sand, 80 % fines, reddish brown, well graded, subangular, dry, hard, medium plasticity, no odor, no organics	PID = 32.2	
12.0			CL		LEAN CLAY, (CL) 100 % fines, yellowish brown, moist, very soft, high plasticity, no odor, no organics		
15	B24-15	100				PID = 30.1	
17.0			CL		LEAN CLAY, (CL) 100 % fines, dark brown, moist, firm, medium plasticity, no odor, no organics		
18.0			CL		LEAN CLAY, (CL) 100 % fines, brown, moist, very soft, high plasticity, no odor, no organics	PID = 0.9	
20	B24-20	100				PID = 0.6	
22.0			CL		LEAN CLAY, (CL) 100 % fines, yellowish brown, moist, hard, medium plasticity, no odor, no organics		
25	B24-25	100				PID = 0.3	
29.0			CL		LEAN CLAY, (CL) 100 % fines, black, moist, very soft, medium plasticity, no odor, no organics		
30	B24-W						
30.0							

Bottom of borehole at 30.0 feet.

GENERAL BH / TP / WELL - GINT STD US LAB.GDT - 8/5/16 10:27 - C:\USERS\PUBLIC\DOCUMENTS\BENTLEY\GINT\PROJECTS\OAKLAND.GPJ



ATC Group Services  
 915 Highland Pointe Drive, Suite 250  
 Roseville, CA 95678

**WELL NUMBER B25/MW5**

<b>CLIENT</b> Premier Hyundai of Oakland	<b>PROJECT NAME</b> _____
<b>PROJECT NUMBER</b> 118EM01075	<b>PROJECT LOCATION</b> 2855 Broadway, Oakland, CA
<b>DATE STARTED</b> 7/6/16 <b>COMPLETED</b> 7/6/16	<b>GROUND ELEVATION</b> _____ <b>HOLE SIZE</b> 8 inches
<b>DRILLING CONTRACTOR</b> Gregg Drilling	<b>GROUND WATER LEVELS:</b>
<b>DRILLING METHOD</b> Direct Push followed by HSA	<b>AT TIME OF DRILLING</b> ---
<b>LOGGED BY</b> J. Kundert <b>CHECKED BY</b> C. Klinesteker P.G.	<b>AT END OF DRILLING</b> ---
<b>NOTES</b> _____	<b>AFTER DRILLING</b> ---

DEPTH (ft)	SAMPLE TYPE NUMBER	RECOVERY %	U.S.C.S.	GRAPHIC LOG	MATERIAL DESCRIPTION	ENVIRONMENTAL DATA	WELL DIAGRAM
0							
4.0			CL		LEAN CLAY WITH GRAVEL, (CL) 20 % gravel, 80 % fines, reddish brown, well graded, subangular, moist, firm, medium plasticity, no cementation		
5.0	B25-5	100	CL		LEAN CLAY, (CL) 100 % fines, reddish brown, moist, hard, medium plasticity, no cementation	PID = 0	<p>Portland Type I/II Cement Seal</p> <p>Hydrated Bentonite Transition Seal</p> <p>2" Diameter PVC Casing</p> <p>Filter pack, size 2/12 sand</p> <p>2" Diameter PVC Screen, 0.020 Slot Size</p>
7.0			CL		GRAVELLY LEAN CLAY, (CL) 20 % gravel, 10 % sand, 70 % fines, dark brown to reddish brown, well graded, subangular, dry, firm, medium plasticity, no cementation	PID = 0	
8.0			CL		LEAN CLAY, (CL) 100 % fines, brown, moist, firm, medium plasticity, no cementation	PID = 0	
10.0	B25-10	100	CL		LEAN CLAY WITH GRAVEL, (CL) 15 % gravel, 10 % sand, 75 % fines, dark brown, well graded, subangular, moist, hard, medium plasticity, no cementation	PID = 0	
13.0			CL		LEAN CLAY, (CL) 100 % fines, brown to yellowish brown, moist, hard, medium plasticity, no cementation	PID = 0	
14.0	B25-15	100	CL		LEAN CLAY WITH GRAVEL, (CL) 15 % gravel, 10 % sand, 75 % fines, dark brown, well graded, subangular, moist, hard, medium plasticity, no cementation	PID = 0	
20.0	B25-20	100	CL		LEAN CLAY, (CL) 100 % fines, brown to yellowish brown, moist, hard, medium plasticity, no cementation	PID = 0	
24.0			SP		POORLY GRADED SAND, (SP) 100 % sand, yellowish brown, poorly graded, fine grained, wet, loose, no cementation	PID = 0	
25.0	B25-25	100	CL		LEAN CLAY, (CL) 100 % fines, yellowish brown, wet, firm, medium plasticity, no cementation	PID = 0	
29.0			SM		SILTY SAND, (SM) 60 % sand, 40 % fines, brown, well graded, rounded, wet, dense, no cementation	PID = 0	
30.0	B25-30	100	SM			PID = 0	

Bottom of borehole at 30.0 feet.

GENERAL BH / TP / WELL - GINT STD US LAB.GDT - 8/5/16 10:27 - C:\USERS\PUBLIC\DOCUMENTS\BENTLEY\GINT\PROJECTS\OAKLAND.GPJ

**CLIENT** Premier Hyundai of Oakland **PROJECT NAME** \_\_\_\_\_  
**PROJECT NUMBER** 118EM01075 **PROJECT LOCATION** 2855 Broadway, Oakland, CA  
**DATE STARTED** 7/6/16 **COMPLETED** 7/6/16 **GROUND ELEVATION** \_\_\_\_\_ **HOLE SIZE** 8 inches  
**DRILLING CONTRACTOR** Gregg Drilling **GROUND WATER LEVELS:**  
**DRILLING METHOD** Direct Push followed by HSA **AT TIME OF DRILLING** ---  
**LOGGED BY** J. Kundert **CHECKED BY** C. Klinesteker P.G. **AT END OF DRILLING** --- 30 feet bgs  
**NOTES** \_\_\_\_\_ **AFTER DRILLING** --- 11 feet bgs

DEPTH (ft)	SAMPLE TYPE NUMBER	RECOVERY %	U.S.C.S.	GRAPHIC LOG	MATERIAL DESCRIPTION	ENVIRONMENTAL DATA	WELL DIAGRAM
0							
5	B26-5	100	CL		LEAN CLAY, (CL) 100 % fines, light brown, moist, firm, high plasticity	PID = 0	<p>Portland Type I/II Cement Seal</p> <p>Hydrated Bentonite Transition Seal</p> <p>2" Diameter PVC Casing</p> <p>Filter pack, size 2/12 sand</p> <p>2" Diameter PVC Screen, 0.020 Slot Size</p>
7.0			CL		LEAN CLAY, (CL) 5 % sand, 95 % fines, brown, moist, firm, medium plasticity, no cementation	PID = 0	
9.0			CL		LEAN CLAY, (CL) 100 % fines, brown, moist, firm, medium plasticity, no cementation	PID = 0	
15	B26-15	100	CL			PID = 45.4	
19.0			ML		SILT, (ML) 100 % fines, brown to yellowish brown, moist, firm, low plasticity, no cementation	PID = 48.6	
20	B26-20	100	ML		LEAN CLAY, (CL) 100 % fines, yellowish brown, moist to wet, hard, high plasticity, no cementation	PID = 75.2	
25	B26-25	100	CL			PID = 43.7	
30						PID = 0.5	Bottom of borehole at 30.0 feet.

GENERAL BH / TP / WELL - GINT STD US LAB.GDT - 8/5/16 10:27 - C:\USERS\PUBLIC\DOCUMENTS\BENTLEY\GINT\PROJECTS\OAKLAND.GPJ

<b>CLIENT</b> Premier Hyundai of Oakland	<b>PROJECT NAME</b> _____
<b>PROJECT NUMBER</b> 118EM01075	<b>PROJECT LOCATION</b> 2820 Broadway, Oakland, CA
<b>DATE STARTED</b> 7/7/16 <b>COMPLETED</b> 7/7/16	<b>GROUND ELEVATION</b> _____ <b>HOLE SIZE</b> 2 inches
<b>DRILLING CONTRACTOR</b> Gregg Drilling	<b>GROUND WATER LEVELS:</b>
<b>DRILLING METHOD</b> Direct Push	<b>AT TIME OF DRILLING</b> ---
<b>LOGGED BY</b> J. Kundert <b>CHECKED BY</b> C. Klinesteker P.G.	<b>AT END OF DRILLING</b> ---
<b>NOTES</b> _____	<b>AFTER DRILLING</b> ---

GENERAL BH / TP / WELL - GINT STD US LAB.GDT - 8/5/16 10:28 - C:\USERS\PUBLIC\DOCUMENTS\BENTLEY\GINT\PROJECTS\OAKLAND.GPJ

DEPTH (ft)	SAMPLE TYPE NUMBER	RECOVERY %	U.S.C.S.	GRAPHIC LOG	MATERIAL DESCRIPTION	ENVIRONMENTAL DATA
0						
	B27-2	100	ML		SILT, (ML) 100 % fines, dark brown, moist	PID = 3.4
	B27-4	100			4.0	
5			CL		LEAN CLAY, (CL) 100 % fines, light greenish gray, hard, medium plasticity, no cementation	PID = 9.9
	B27-10	100	ML		SILT, (ML) 10 % sand, 90 % fines, greenish gray, dry to moist, firm, low plasticity, no cementation	PID = 54.7
					9.0	
15	B27-15	100	CL		LEAN CLAY, (CL) 100 % fines, reddish brown, moist, hard, medium plasticity, no cementation	PID = 16.7
	B27-20	100	ML		SILT WITH SAND, (ML) 5 % gravel, 10 % sand, 85 % fines, yellowish brown, dry to moist	PID = 0
					20.0	
25	B27-25	100	ML		GRAVELLY SILT WITH SAND, (ML) 30 % gravel, 10 % sand, 60 % fines, brown to reddish brown, well graded, subrounded, firm, non plastic, no cementation	PID = 0
					24.0	
					25.0	
Bottom of borehole at 25.0 feet.						



ATC Group Services  
 915 Highland Pointe Drive, Suite 250  
 Roseville, CA 95678

# BORING NUMBER B28

**CLIENT** Premier Hyundai of Oakland  
**PROJECT NUMBER** 118EM01075  
**DATE STARTED** 7/7/16 **COMPLETED** 7/7/16  
**DRILLING CONTRACTOR** Gregg Drilling  
**DRILLING METHOD** Direct Push  
**LOGGED BY** J. Kundert **CHECKED BY** C. Klinesteker P.G.  
**NOTES**

**PROJECT NAME**  
**PROJECT LOCATION** 2820 Broadway, Oakland, CA  
**GROUND ELEVATION** **HOLE SIZE** 2 inches  
**GROUND WATER LEVELS:**  
**AT TIME OF DRILLING** ---  
**AT END OF DRILLING** ---  
**AFTER DRILLING** ---

GENERAL BH / TP / WELL - GINT STD US LAB.GDT - 8/5/16 10:28 - C:\USERS\PUBLIC\DOCUMENTS\BENTLEY\GINT\PROJECTS\OAKLAND.GPJ

DEPTH (ft)	SAMPLE TYPE NUMBER	RECOVERY %	U.S.C.S.	GRAPHIC LOG	MATERIAL DESCRIPTION	ENVIRONMENTAL DATA
0						
3.0	B28-2	100	ML		SILT, (ML) 5 % sand, 95 % fines, dark brown, dry to moist, firm, low plasticity, no cementation	PID = 0
5.0	B28-4	100	CL		LEAN CLAY, (CL) 100 % fines, brown, dry to moist, hard, medium plasticity, no cementation	PID = 0
9.0	B28-10	100	SM		SILTY SAND, (SM) 10 % gravel, 70 % sand, 20 % fines, reddish brown, well graded, subangular, dry to moist, medium dense, non plastic, no cementation	PID = 0
14.0	B28-15	100	ML		SANDY SILT, (ML) 15 % gravel, 30 % sand, 55 % fines, grayish brown, well graded, subangular, moist, loose, medium plasticity, no cementation	PID = 1,945
17.0			CL		SANDY LEAN CLAY WITH GRAVEL, (CL) 15 % gravel, 30 % sand, 45 % fines, grayish green, well graded, subangular, moist, soft, non plastic, no cementation	
20.0	B28-20	100	SW		WELL GRADED SAND WITH GRAVEL, (SW) 15 % gravel, 80 % sand, 5 % fines, yellowish brown, well graded, subangular, wet, loose, non plastic, no cementation	PID = 58.6
25.0	B28-25	100				

Bottom of borehole at 25.0 feet.

PID = 0



**CLIENT** Premier Hyundai of Oakland **PROJECT NAME** \_\_\_\_\_  
**PROJECT NUMBER** 118EM01075 **PROJECT LOCATION** 2820 Broadway, Oakland, CA  
**DATE STARTED** 7/7/16 **COMPLETED** 7/7/16 **GROUND ELEVATION** \_\_\_\_\_ **HOLE SIZE** 8 inches  
**DRILLING CONTRACTOR** Gregg Drilling **GROUND WATER LEVELS:**  
**DRILLING METHOD** Direct Push followed by HSA **AT TIME OF DRILLING** ---  
**LOGGED BY** J. Kundert **CHECKED BY** C. Klinesteker P.G. **AT END OF DRILLING** ---  
**NOTES** \_\_\_\_\_ **AFTER DRILLING** ---

GENERAL BH / TP / WELL - GINT STD US LAB.GDT - 8/5/16 10:27 - C:\USERS\PUBLIC\DOCUMENTS\BENTLEY\GINT\PROJECTS\OAKLAND.GPJ

DEPTH (ft)	SAMPLE TYPE NUMBER	RECOVERY %	U.S.C.S.	GRAPHIC LOG	MATERIAL DESCRIPTION	ENVIRONMENTAL DATA	WELL DIAGRAM
0							
3.0	B29-2	100	ML	[Hatched pattern]	SILT, (ML) 100 % fines, dark brown to black, moist, firm, low plasticity, hydrocarbon odor, no cementation, brick fragments observed	PID = 77	<p>Portland Type I/II Cement Seal</p> <p>Hydrated Bentonite Transition Seal</p> <p>2" Diameter PVC Casing</p> <p>Filter pack, size 2/12 sand</p> <p>2" Diameter PVC Screen, 0.020 Slot Size</p>
5.0	B29-4	100	CL	[Diagonal hatched pattern]	LEAN CLAY, (CL) 100 % fines, light greenish gray, moist, hard, medium plasticity, hydrocarbon odor, no cementation	PID = 145	
9.0	B29-10	100	ML	[Vertical line pattern]	SILT, (ML) 100 % fines, light greenish gray, moist, firm, medium plasticity, no cementation	PID = 2404	
14.0	B29-15	100	CL	[Diagonal hatched pattern]	LEAN CLAY, (CL) 100 % fines, brown, dry, firm, medium plasticity, no cementation	PID = 1522	
19.0	B29-20	100	SM	[Dotted pattern]	SILTY SAND, (SM) 70 % sand, 30 % fines, brown to yellowish brown, poorly graded, rounded, moist, loose, no cementation	PID = 219	
24.0	B29-25	100	ML	[Horizontal line pattern]	GRAVELLY SILT, (ML) 30 % gravel, 10 % sand, 60 % fines, brown, well graded, subrounded, firm, non plastic, no cementation	PID = 0	
25.0					Bottom of borehole at 25.0 feet.		

**CLIENT** Premier Hyundai of Oakland **PROJECT NAME** \_\_\_\_\_

**PROJECT NUMBER** 118EM01075 **PROJECT LOCATION** 2820 Broadway, Oakland, CA

**DATE STARTED** 7/8/16 **COMPLETED** 7/8/16 **GROUND ELEVATION** \_\_\_\_\_ **HOLE SIZE** 8 inches

**DRILLING CONTRACTOR** Gregg Drilling **GROUND WATER LEVELS:**

**DRILLING METHOD** Direct Push followed by HSA **AT TIME OF DRILLING** ---

**LOGGED BY** J. Kundert **CHECKED BY** C. Klinesteker P.G. **AT END OF DRILLING** ---

**NOTES** \_\_\_\_\_ **AFTER DRILLING** ---

DEPTH (ft)	SAMPLE TYPE NUMBER	RECOVERY %	U.S.C.S.	GRAPHIC LOG	MATERIAL DESCRIPTION	ENVIRONMENTAL DATA	WELL DIAGRAM
0					Asphalt and Concrete		
0.3	B30-2	100	ML	[Symbol]	SILT, (ML) 100 % fines, dark brown, dry to moist, soft, medium plasticity, no cementation	PID = 0	
4.0	B30-4	100	ML	[Symbol]	SILT WITH SAND, (ML) 20 % sand, 80 % fines, brown, subrounded, firm, low plasticity, no cementation	PID = 0	
5	B30-5	100	ML	[Symbol]		PID = 0	
9.0	B30-10	100	ML	[Symbol]	SANDY SILT, (ML) 30 % sand, 70 % fines, brown to greenish gray, rounded, firm, non plastic, no cementation	PID = 224	
14.0	B30-15	100	ML	[Symbol]	SILT, (ML) 10 % sand, 90 % fines, greenish gray, rounded, firm, low plasticity, no cementation	PID = 1,332	
19.0	B30-20	100	SW	[Symbol]	WELL GRADED SAND WITH SILT AND GRAVEL, (SW) 30 % gravel, 60 % sand, 10 % fines, grayish gray, well graded, subrounded, moist to wet, medium dense, non plastic, no cementation	PID = 2	
24.0	B30-25	100	SP	[Symbol]	WELL GRADED SAND WITH SILT, (SP) 10 % gravel, 80 % sand, 10 % fines, yellowish brown, well graded, subrounded, medium dense, non plastic, no cementation	PID = 0	
25.0					Bottom of borehole at 25.0 feet.		

GENERAL BH / TP / WELL - GINT STD US LAB.GDT - 8/5/16 10:27 - C:\USERS\PUBLIC\DOCUMENTS\BENTLEY\GINT\PROJECTS\OAKLAND.GPJ

**APPENDIX C**  
**DRAFT FACT SHEET**

# Fact Sheet on Site Mitigation Plan

## Broadway Valdez Development

2820 and 2855 Broadway  
Oakland, Alameda County  
ACEH File No. RO0003198

---

This fact sheet is being provided to describe site background, past work to investigate site contamination, next steps, the oversight process for the site, and how you can obtain more information.

---

September 2016

---

### Summary

Under the direction of the Alameda County Environmental Health (ACEH), Broadstone on Broadway, LLC, the owner of 2820 and 2855 Broadway (Site) in Oakland, California, is issuing this fact sheet to inform community members and other interested stakeholders of redevelopment activities planned at the Site. During the redevelopment, some soil and groundwater impacted by historic releases of metals hydrocarbons will be exposed, excavated and removed.

### Background

The Site is located on the west and east sides of Broadway between 28<sup>th</sup> and 29<sup>th</sup> Streets. Most recently, the Site has been occupied by Premier Hyundai of Oakland and utilized as automotive dealership and auto service at 2820 Broadway and vehicle parking at 2855 Broadway since 2014. Beginning in 1911, the property at 2820 Broadway was depicted with a garage and carriage painting factory, commercial/industrial uses, and most recently various car dealerships and service shops. The property at 2855 Broadway has a history of use as a tires and battery shop, an auto top shop, a used cars building and some residential use, all between 1939 and 2005. From 2005 to present, the 2855 Broadway property has been used as a vehicle parking lot used by the vehicle dealerships at the 2820 property.

### Recent Investigation Results

To address the change in land use for the proposed redevelopment, multiple environmental subsurface investigations were conducted. Soil and groundwater sampling performed at the Site have identified contaminant concentrations in the subsurface exceeding Environmental Screening Levels (ESLs) developed by the San Francisco Bay Regional Water Quality Control Board (RWQCB). At the 2820 Broadway property, some TCE and benzene concentrations in groundwater exceed ESLs for onsite potential vapor intrusion risk, while some lead concentrations in soil exceed the ESL for direct contact to construction workers. At the 2855 Broadway property, some carbon tetrachloride concentrations in groundwater exceed ESLs for onsite potential vapor intrusion risk and some nickel concentrations in soil slightly the ESL for direct contact to construction workers exceed.

Concentrations of contaminants exceeding ESLs at both properties will be mitigated through excavation and disposal of soil and/or installation of chemical vapor barriers. Specifically, at the 2820 Broadway property, soil with concentrations of lead in shallow soil above the ESLs will be excavated and removed from the site. To mitigate potential vapor intrusion risks to future property residents, chemical vapor barriers will be installed at the base of elevator shafts and, at the 2855 Broadway property, the entire subterranean garage will be coated with a chemical vapor barrier.

Soil excavation at both properties will include transportation of contaminated soil to permitted off-site disposal facilities. Excavation at the 2855 Broadway property will require dewatering of groundwater. Groundwater generated during dewatering will be treated and disposed under permit to the stormwater sewer.

### What This Means to You

During the Site redevelopment activities, increased construction traffic and noise from excavation and loading activities are expected. Dust and vapor generation during the activities might be possible, and will be monitored and actively suppressed. Equipment noise is also anticipated, but will be moderate. Best Management Practices will be implemented at all times. Work is anticipated to occur from January 2017 through October 2017 during normal weekday work hours.

The Site is shown on the included Figure and will be secured/enclosed using a chain-link fence. Businesses potentially affected by the work can expect to be contacted directly by the property owner or owner's agent to discuss concerns affecting their businesses.

The planned work is further described in the *Soil and Groundwater Management Plan* (Plan) dated September, 16, 2016, prepared by ATC, on behalf of Broadstone on Broadway, LLC. The public is invited to review and comment on the proposed work. The Plan is available on ACEHs website (<http://www.acgov.org/aceh/lop/ust.htm>) or the State Water Resources Control Board's GeoTracker website (<http://geotracker.waterboards.ca.gov/>).

Please send written comments regarding the planned work to Ms. Dilan Roe at the address below and refer to ACEH Case RO0003198 in any correspondence. **All written comments received by TBD** will be forwarded to Broadstone on Broadway, LLC and will be considered and responded to prior to final determination of the proposed work.

### For More Information

Please contact either of the following individuals with any questions or concerns you may have:

Ms. Dilan Roe, ACEH Case Manager  
1131 Harbor Parkway, Suite 250  
Alameda, CA 94502  
510-567-6708 ; Email: [dilan.roe@acgov.org](mailto:dilan.roe@acgov.org)

Mr. Gabe Stivala, ATC, Environmental Consultant  
915 Highland Pointe Drive, Suite 250  
Roseville, CA 95678  
925-223-7123 ; Email: [gabe.stivala@atcassociates.com](mailto:gabe.stivala@atcassociates.com)

**Fact Sheet on  
Site Mitigation Plan**

2820 and 2855 Broadway, Oakland

September 2016



**APPENDIX D**  
**VAPOR BARRIER SPECIFICATIONS**

# ePRO - System III LW Blindsight Waterproofing / Gas Barrier

Excellent Strength and Durability • Exceptional Chemical Resistance • Seamless System • Exception Adhesion • Redundant Protection



## System Description

**System III LW** is a field installed composite waterproofing and gas vapor barrier that is comprised of a water-based Polymer Modified Asphalt (PMA) membrane applied to the back of a HDPE core and polypropylene fabric drainage composite which provides the durability and chemical resistance of HDPE with the constructability and installation efficiencies of a PMA.

## System Components

**Ecodrain-E (Outside Course)** – An HDPE core and nonwoven polypropylene fabric drainage composite.

**Ecoline-S (Inside Course)** – A spray or fluid applied, water based Polymer Modified Asphalt membrane.

## Additional Information

**Specifications** – Reference “Specification Blindsight Waterproofing”

**Detail Drawings** – Reference all “LW” labeled Details

**Installation Guidelines** – Reference “Blindsight Waterproofing Installation” and “Repair Procedures – Blindsight Waterproofing”

**Product Information** – Reference “Ecoline-S”, “Ecoline-R”, “Ecodrain-E” product brochures



**Excellent Strength and Durability** – The result of the unique field installed composite design.

**Extremely Chemical Resistant** – The HDPE drainage composite is very resistant to most contaminants including VOCs.

**Seamless System** – The fluid applied component makes the transition details and field waterproofing a monolithic installation.

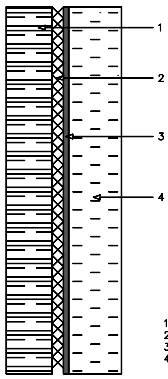
**Exceptional Adhesion to the Structural Wall** – The irregular surface of the composite system mechanically interlocks with the concrete wall to form a strong and permanent bond.

**Redundant Protection** – Multiple waterproofing and gas vapor barriers as well as full wall drainage.

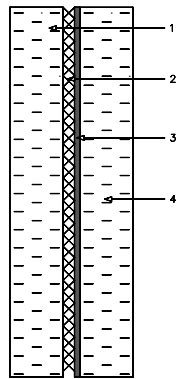
**ePRO**<sup>TM</sup>  
Waterproofing Systems



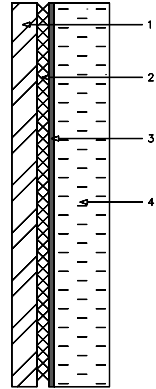
800-882-1896 • [www.eproserv.com](http://www.eproserv.com)



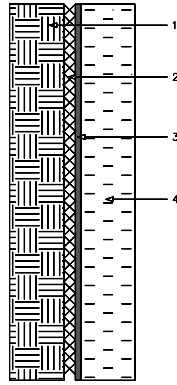
1. Lagging Wall
2. Ecodrain-E
3. Ecoline-S or Ecoline-R
4. Shotcrete Wall



1. Shotcrete
2. Ecodrain-E
3. Ecoline-S or Ecoline-R
4. Shotcrete Wall



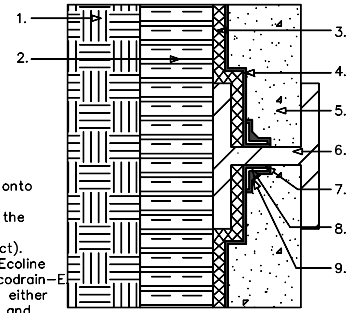
1. Sheet Piling
2. Ecodrain-E
3. Ecoline-S or Ecoline-R
4. Shotcrete Wall



1. Natural Earth
2. Ecodrain-E
3. Ecoline-S or Ecoline-R
4. Shotcrete Wall

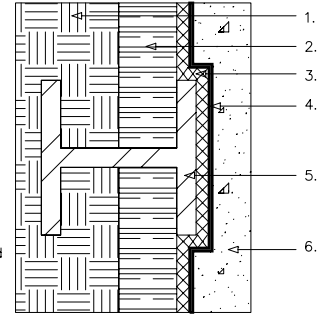
1. Soil
2. Lagging
3. Ecodrain-E
4. Ecoline-S
5. Shotcrete Wall
6. Soldier Beam
7. Ecoline-R
8. Fabric Re-inforcement
9. Ecoline-S (45 degrecant.)

- A. Apply a base coat of Ecoline-S or Ecoline-R onto inside edge of soldier beam.
- B. Extend Ecodrain-E beyond the inside edge at the soldier beam a minimum of 3" and pass the Ecodrain-E (fabric side into the Ecoline product).
- C. Apply a second 30-mil coat of Ecoline-S or Ecoline-R onto the soldier beam and 6" onto the Ecodrain-E.
- D. Embed a reinforcement fabric extending 3" on either side of the seam formed by the soldier beam and drainage composite.
- E. Apply a third coat of Ecoline-S or Ecoline-R onto the fabric insuring complete saturation.



1. Soil
2. Lagging
3. Ecodrain-E
4. Ecoline-S (60-mil)
5. Soldier Beam
7. Shotcrete Wall

- A. Extend Ecodrain-E over the soldier beam and lagging wall attaching it to the lagging.
- B. Treat the overlaps per the overlap details.



## epro - System III LW - Blindside Waterproofing / Gas Barrier

### Epro Blindside Waterproofing / Gas Barrier Composite System Testing

Composition HDPE drainage composite and polymer modified asphalt membrane. ( Ecodrain-E and Ecoline-S )

Compressive Strength .....	Same as Concrete/Shotcrete		
Flowrate .....	ASTM D-4716 .....	5.1 gal/min/ft	
Adhesion to Concrete** .....	ASTM C-836 .....	42.631 lbf/in	
Chemical Resistance* .....	ASTM D-543	% Change	
Chlorinated Solvents			
Perchloroethylene			
Mass .....	ASTM D-5261 .....	7.3%	
Compression Strength .....	ASTM D-1621 mod. ....	9.6%	
Trichloroethylene			
Mass .....	ASTM D-5261 .....	4.7%	
Compression Strength .....	ASTM D-1121 mod. ....	6.0%	
Aromatic Hydrocarbons			
Benzene			
Mass .....	ASTM D-5261 .....	4.1%	
Compression Strength .....	ASTM D-1621 mod. ....	4.4%	
Hydrocarbon Gases			
Hydrogen Sulfide			
Mass .....	ASTM D-5261 .....	1.2%	
Compression Strength .....	ASTM D-1621 mod. ....	.8%	
Chemical Permeation* .....	ASTM F-739	Perm Rate - ug/cm2	Perm Rate - ml/day
Chlorinate Solvents			
Perchloroethylene .....	80.99 .....	0.00094	
Trichloroethylene .....	>125.02 .....	>.00161	
Aromatic Solvents			
Benzene .....	>74.77 .....	>.00159	

\* Testing performed by TRI Environmental  
 \*\* Testing performed by Momentum Technologies



**SECTION 07 26 00**

**VAPOR RETARDERS**

**PART 1 - GENERAL**

**1.01 SUMMARY**

- A. Section Includes: Vapor retarder.
- B. Drawings and general provisions of the Contract, including General and Supplementary Conditions and Division 01 Specification Sections, apply to this Section.

**1.02 REFERENCES**

- A. ASTM - American Society for Testing and Materials
  - 1. E1643 - Standard Practice for Installation of Water Vapor Retarders Used in Contact with Earth or Granular Fill Under Concrete Slabs.
- B. FS - Federal Specifications
  - 1. SS-C-153C - Cement, Bituminous, Plastic.

**1.03 SUBMITTALS**

- A. Product Data: Submit manufacturer's product data for vapor retarder specified.

**1.04 QUALITY ASSURANCE**

- A. Single-Source Responsibility for Vapor Retarder Products: Obtain vapor retarder from a single source with resources to provide products of consistent quality in appearance and physical properties without delaying progress of the Work.

**1.05 DELIVERY, STORAGE, AND HANDLING**

- A. Protect vapor retarder materials from puncture damage. Comply with manufacturer's recommendations for handling, storage, and protection during installation.

**PART 2 - PRODUCTS**

**2.01 MATERIALS**

- A. Vapor Retarder
  - 1. Provide polyolefin geomembrane vapor retarder manufactured from prime, virgin resins, with the following properties:
    - a. Minimum Thickness: 15 mils.
    - b. Water Vapor Transmission Rate (ASTM E96): 0.008 gr./ft<sup>2</sup>/hr. or lower.
    - c. Water Vapor Barrier (ASTM E1745): Meets or exceeds Class A (Plastics).
    - d. Permeance Rating (ASTM E96): 0.01 Perms or lower.
    - e. Puncture Resistance (ASTM D1709): Minimum 2400 grams.
    - f. Tensile Strength (ASTM D882): Minimum 45.0 lbf./in.
  - 2. Product: As manufactured by Stego Industries, LLC, "Stego Wrap 15-mil Vapor Barrier"; Reef Industries, "Griffolyn Vaporguard", or equal.
- B. Tape for Vapor Retarder: Pressure sensitive tape of type recommended by vapor retarder manufacturer for sealing joints and penetrations in vapor retarder.

- C. Plastic Cement: FS SS-C-153C, Type I (Asphalt).

### **PART 3 - EXECUTION**

#### **3.01 EXAMINATION**

- A. Examine substrates and conditions, with installer present, for compliance with requirements of the Sections in which substrates and related work are specified and to determine if other conditions affecting performance of vapor retarder are satisfactory.
- B. Ensure sleeves and projections that will pass through vapor retarder are rigidly and properly installed.
- C. Do not proceed with installation of retarder until unsatisfactory conditions have been corrected.

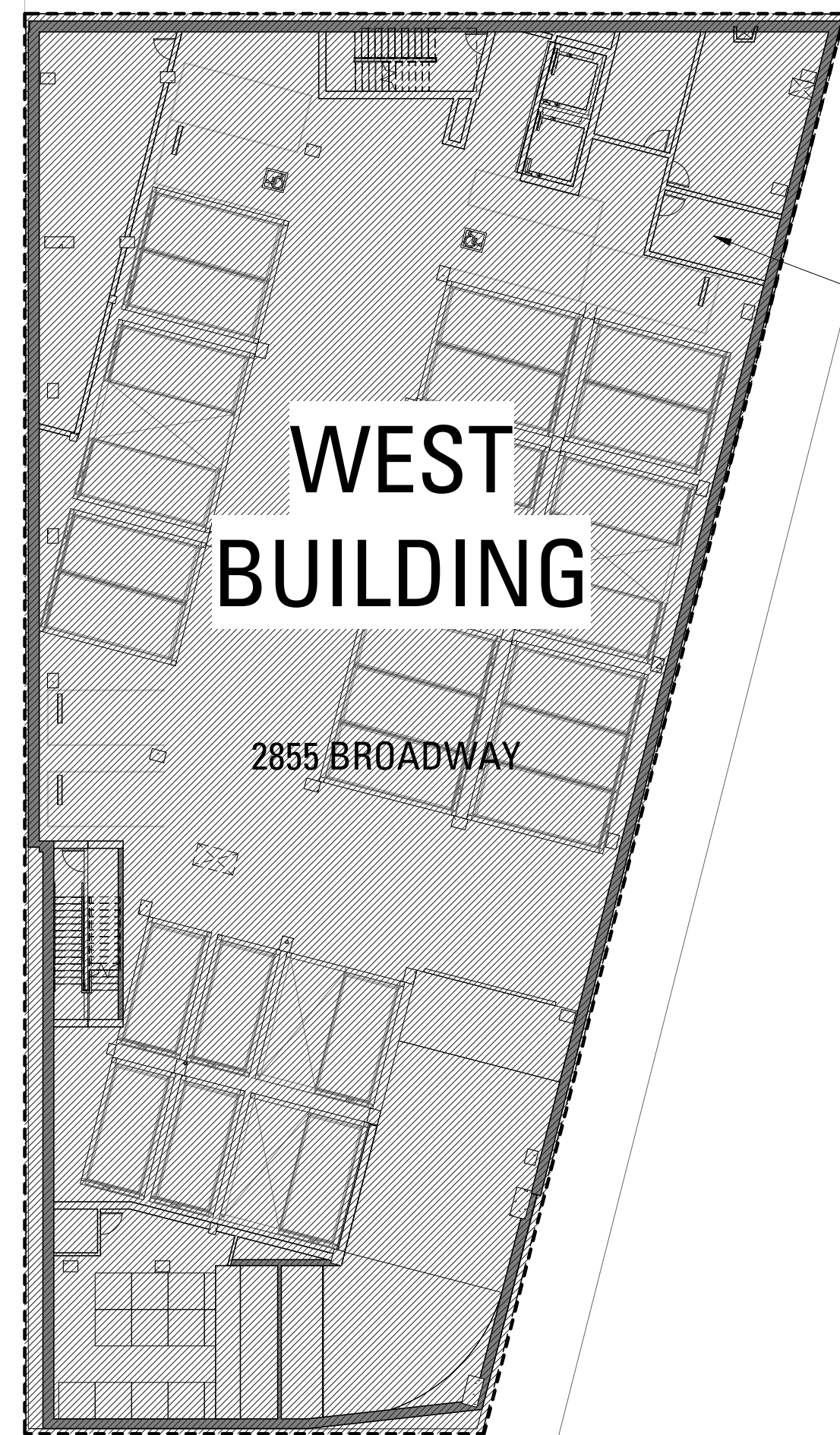
#### **3.02 INSTALLATION**

- A. General
  - 1. Install vapor retarder in accordance with ASTM E1643.
  - 2. Extend vapor retarder to extremities of areas to be protected from vapor transmission.
  - 3. Secure in place.
  - 4. Extend vapor retarder to cover miscellaneous voids in substrates.
- B. Seal overlapping joints in vapor retarders with tape per vapor retarder manufacturer's printed directions. Seal butt joints and fastener penetrations with tape of type recommended by vapor retarder manufacturer.
- C. Seal joints caused by pipes, conduits, electrical boxes, and similar items penetrating vapor retarders with tape of type recommended by vapor retarder manufacturer to create an airtight seal between penetrating objects and vapor retarder.
- D. Repair any tears or punctures in vapor retarders immediately before concealment by other work. Cover with tape or another layer of vapor retarder.

#### **3.03 PROTECTION**

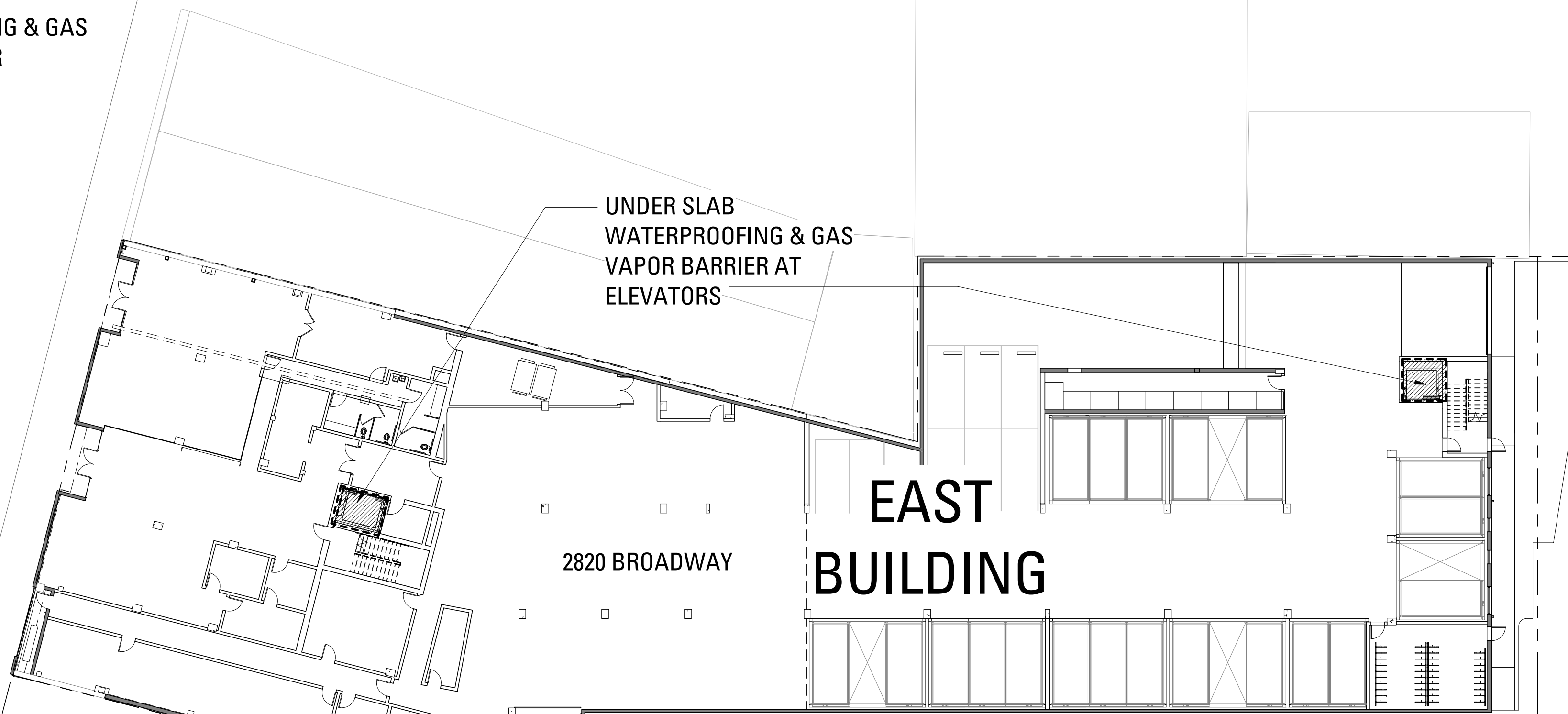
- A. General: Protect installed vapor retarders from damage due to harmful weather exposures, physical abuse, and other causes.

**END OF SECTION**



UNDER SLAB  
WATERPROOFING & GAS  
VAPOR BARRIER

BROADWAY



UNDER SLAB  
WATERPROOFING & GAS  
VAPOR BARRIER AT  
ELEVATORS