



October 31, 2017

RECEIVED

By Alameda County Environmental Health 9:27 am, Nov 03, 2017

Alameda County Environmental Health Services
Environmental Protection
1131 Harbor Bay Parkway, Suite 250
Alameda, California 94502-6577

Attention: Mr. Mark Detterman

RE: Soil Vapor Sampling & Off-Site Soil & Groundwater Investigation Report
Delong Oil, Inc.
1716 Webster Street, Alameda, California 94501
Fuel Leak Case No. RO0003140; (Global ID No. T10000005974)
(CCI Project No. 12214-3)


Dear Mr. Detterman:

Compliance & Closure, Inc. (CCI) is pleased to present this Soil Vapor Sampling & Off-Site Soil & Groundwater Investigation Report for the Delong Oil site located at 1716 Webster Street, Alameda, California. CCI appreciates your comments and if you have any questions, please contact our office at 925-648-2008 or e-mail gary@cci-envr.com.

Sincerely,
Compliance & Closure, Inc.

A handwritten signature in blue ink that reads "Gary R. Mulkey".

Gary R. Mulkey, P.G. 5842



"I have read and acknowledged the content, recommendations and/or conclusions in the attached document or report submitted on my behalf to ACDEH's FTP server and the SWRCB's Geotracker Website."

Submitted by;

A large, stylized red handwritten signature that appears to read "Delong Liu".

Delong Liu
President

Soil Vapor Sampling & Off-Site Soil & Groundwater Investigation Report

For

**Delong Oil, Inc.
1716 Webster Street, Alameda County, California**

Introduction

Compliance & Closure, Inc. (CCI) has prepared this Soil Vapor Sampling & Off-Site Soil & Groundwater Investigation Report on behalf of Delong Oil, Inc., owner of the property located at 1716 Webster, Alameda, California (Figure 1). The investigation was requested by the Alameda County Environmental Health (ACEH) in its letter dated March 17, 2017.

In its March 17, 2017 letter, the ACEH stated that the sites diesel underground storage tank (UST) release on the northwest side of the site and the waste oil UST release on the southeast side of the site be investigated as separate environmental cases. The Waste Oil UST investigation will continue to be conducted as Fuel Leak Case No. RO0003140, (Global ID # T10000005974). ACEH requested a work plan be prepared by May 19, 2017 to investigate the extent of soil and groundwater contamination emanating from the former waste oil tank. As a part of the investigation, CCI also investigated the construction of the residential home to determine if the house had a basement structure or sump where soil gas could collect. CCI submitted to the County a Revised Off-Site Soil & Groundwater Investigation Work Plan, dated May 11, 2017. The work plan was conditionally approved by the County on July 5, 2017.

Site Setting

The site is currently an operating 76 gas station with a Circle K convenience store located on the southeast corner of Webster Street and Buena Vista Avenue in the City and County of Alameda, California. Adjacent to the property on the east side are residences, across Buena Vista Avenue to the north is an operating Chevron gas station and commercial properties are located south and west of the site.

Background Information

In 1983, three single-walled, fiberglass gasoline fuel tanks (12,000-gallon, 10,000-gallon and 6,000-gallon) and one waste oil tank were installed underground (USTs) at the site. In 1987

Mobil Oil Corporation replaced the waste oil tank with a 1,000-gallon tank. The site was later sold to British Petroleum, which operated the site until 1994. In 1994, the site was sold to ConocoPhillips, which operated the site until 2009. Between 1990 and 2009, several environmental site investigations and monitoring activities were conducted by several environmental consulting firms including Kaprealian Engineering, Inc., Hydro-Environmental Technologies, Inc., Fugro West and TRC Alton Geoscience.

In 2009, ConocoPhillips sold the site to United Brothers Enterprises, Inc., also doing business as Delong Oil, Inc., the current owner of the property. In early November 2009, Delong Oil converted the 6,000-gallon gasoline tank to a diesel tank. In July 2011, free-phase product was discovered in well RW-1, located adjacent to the converted diesel tank. Fingerprint analysis later identified the liquid as diesel fuel. Since Delong Oil was the only operator to sell diesel fuel at the site, the ACEH named it as a responsible party for the unauthorized release of the fuel. On September 6, 2013, the 1,000-gallon waste oil tank was removed from the site. Two soil samples and one grab water sample were collected from the excavation. The laboratory reported the soil samples contained detectable total petroleum hydrocarbons as diesel (TPHd) at 30.9 milligrams per kilogram (mg/kg) and total petroleum hydrocarbons as motor oil (TPHmo) at 231 mg/kg. The groundwater sample was also reported to contain detectable TPHd at 18,200 micrograms per liter (ug/L) and TPHmo at 46,200 ug/L. Based on these results, Delong Oil was again named a responsible party for an unauthorized release of product in the vicinity of the former waste oil tank.

On June 10, 2014, ACEH issued a letter directing Delong Oil to prepare a scope of work to characterize the downgradient and lateral extent of the free-phase product and groundwater contamination associated with the waste oil tank. ACEH also directed Delong Oil to evaluate potential impacts from the waste oil tank release to adjacent down-gradient residential buildings.

On January 25, 2016, CCI conducted a soil and groundwater investigation in the vicinity of the former waste oil and hydraulic lift area of the former gas station building. CCI was following the scope of work in the approved work plan from June 2014.

Results from the investigation showed that the soil and groundwater samples collected from the area just north and west of the former waste oil tank and the area of the former hydraulic lifts were reported by the laboratory to contain detectable concentrations of TPHd. Soil sample SB-6-5, collected from a depth of 5 feet was reported by the laboratory to contain the highest TPHd concentration, at 32.1 mg/kg. This soil sample was also reported to contain TPHmo at 178 mg/kg and total petroleum hydrocarbons as hydraulic oil (THPho) at 34.7 mg/kg. The concentration of TPHd in the other 11 soil samples were much lower. No other compounds were detected in the soil samples.

Six groundwater samples collected from the borings were reported to contain relatively low concentrations of TPHd. All the TPHd samples were below the ESLs for groundwater where groundwater is a current or potential drinking water source. Four of the water samples, however, were reported to contain TPHmo ranging from 0.221 mg/L at SB-5-W to 0.493 mg/L at SB-6-W. All four of these water samples (SB-1-W, SB-2-W, SB-5-W and SB-6-W) exceeded the 100 ug/L ESLs for TPHmo where groundwater is a current or potential drinking water resource. The extent of the TPHmo in the groundwater to the east was not defined. The current and past groundwater gradient at the site indicates the groundwater flow direction is generally toward the north. PID readings recorded during the investigation generally ranged from 15 to 1440 ppm in several of the soil borings. These PID readings did not correlate with results from the laboratory analysis.

On October 19, 2016, The ACEH requested a new work plan that addressed the residential foundations of the homes to the east of the site, on site soil vapor sampling and further delineation of the groundwater diesel plume to the northwest of the site. CCI submitted the work plan to ACEH on December 5, 2016. However, in its March 17, 2017, the ACEH issued a letter indicated that the sites diesel underground storage tank (UST) release and the waste oil UST release would be investigated as separate environmental cases. ACEH requested a work plan be prepared for Fuel Leak Case No. RO0003140 to investigate the extent of off-site soil and groundwater contamination emanating from the former waste oil tank to the east and northeast of the former waste oil tank location. CCI submitted to the County a Revised Off-Site Soil & Groundwater Investigation Work Plan, dated May 11, 2017. The work plan was conditionally approved by the County on July 5, 2017.

Scope of Work

In response to the ACEH directive, CCI proposes to do the following;

- 1) Send a letter to the property owner of the adjacent residence immediately east of the gas station site to request access to the property to investigate the building foundation and obtain permission to collect soil and water samples from the site;
- 2) Obtained boring permits from Alameda County Public Works Agency;
- 3) Use a hand auger to collect soil samples and a grab water sample from the back yard of the residence at 706 Buena Vista Avenue and collected subsurface soil vapors samples along the east side of the gas station site to determine any impact to the residential home east of the former waste oil tank location;
- 4) Presented the results of the investigation in a report.

Residential Foundation Investigation

On September 6, 2013, the 1,000-gallon waste oil tank was removed from the southwest side of the site. Two soil samples and one grab water sample were collected from the excavation. The laboratory reported the soil samples contained detectable total petroleum hydrocarbons as diesel (TPHd) at 30.9 milligrams per kilogram (mg/kg) and total petroleum hydrocarbons as motor oil (TPHmo) at 231 mg/kg. The groundwater sample was also reported to contain detectable TPHd at 18,200 micrograms per liter (ug/L) and TPHmo at 46,200 ug/L. Due to the soil and groundwater contamination detected from the waste oil tank removal, the ACEH has requested that the residential home to the east of the Delong Oil site have its foundation investigated for the presence of any petroleum vapors and collect soil and groundwater samples from boring in the backyard. On July 20, 2017, CCI send a letter to the property owner located at 706 Buena Vista Avenue to request access to the property to investigate building foundation for any sign of petroleum vapors and collect soil and groundwater samples (Figure 2). The property owner granted CCI access. A meeting with the property owner was held on October 4, 2017 to determine if the residential structure has a basement or uses a sump pump to remove water from underneath the home. The owner of the property told CCI that foundation was constructed as a slab on grade. A garage is located on the bottom floor slab. The residential rooms are located on the second floor. CCI use a PID meter to determine if any measurable vapors were present in the garage. The PID meter did not register any elevated reading while in the garage. PID reading ranged from 0.0 to 0.1 ppm.

Soil and Groundwater Sampling

Due to limited site access to the backyard of the adjacent residence, CCI used a 3-inch diameter hand auger to bore down 10 feet and collect two soil and one grab water sample under Alameda County Public Works Agency (County) Permit No. W2017-0686 (Appendix A). The soil encountered in the boring consisted of a brown silty sand to fine sand, which was found to be moist and loose (Appendix B). While hand augering the boring, CCI collected one sample at a depth of 3 feet and the second soil sample at 7 feet using a using a slide hammer and sampling tube fitted with a 2 x 6-inch brass liner. Upon retrieval, the brass liner was sealed with Teflon[®] sheets and plastic caps, labeled, logged onto a chain of custody form and placed into an ice chest for transport to the laboratory.

Groundwater was encounter at depth of 8 feet below the ground surface. No petroleum odors were noted in the boring. CCI installed ten feet of ¾-inch diameter PVC tubing with 5 feet of 0.020-inch machine slots into the borehole. A groundwater sample was collected from the boring by inserting 3/8-inch diameter Teflon tubing into the temporary well and using a peristaltic pump to collect the water samples. The groundwater was pumped into laboratory supplied sample containers, labeled, logged onto a chain of custody form and placed into an ice chest for transport to the laboratory. Upon completion of the sampling, the boring was grouted with Portland cement

in the presence of a County representative. CCI use a tremie pipe installed to the bottom of the boring and poured grout down the pipe into the boring until grout reaches the surface (See Figures 6, 6A & 7).

Laboratory Analysis for Soil and Groundwater Samples

A total of two soil samples (SB-7-3 & SB-7-7) and one water sample (SB-7-W) were collected during the investigation. The samples were submitted to SGS Accutest Laboratories (Accutest), a state-certified laboratory located in San Jose, California, for chemical analysis. Accutest employed methods approved by the California Regional Water Quality Control Board (CRWQCB) and the EPA. The samples were analyzed for the presence of total petroleum hydrocarbons as gasoline (TPHg), benzene, toluene, ethylbenzene, and total xylenes (BTEX), naphthalene and halogenated volatile organic compounds using EPA Test Method 8260B. The samples were also analyzed for total petroleum hydrocarbons as diesel (TPHd), total petroleum hydrocarbons as motor oil (TPHmo) using EPA Test Method 8015B and polyaromatic hydrocarbons using EPA Test Method 8270D. All the water samples analyzed for TPHd and will be analyzed with silica gel cleanup.

Soil Vapor Sampling

CCI collected soil gas samples from three sample locations (SV-1, SV-2 & SV-3) along the east side of the gas station site, Figure 2. Prior to sampling, groundwater was measured in well MW-3A at 7 feet, which is below the 5-foot soil vapor probe depth. The subsurface vapor sampling was conducted using a Direct-Push Technology (DPT) system provided by Gregg Drilling and Testing of Martinez, California under the supervision of a California Professional Geologist. Soil gas. CCI retained Pangea Environmental Services, Inc. of Oakland, California to collect the three soil vapor samples. The soil gas samples were analyzed by McCampbell Analytical, Inc. of Pittsburg, California. The soil gas samples collected during the investigation were analyzed for volatile organic compounds (VOCs) using ASTM D-1946 and TO-15 analysis, oxygen, carbon dioxide and methane using test method ASTM D-1946-90. In addition, the samples were analyzed for Naphthalene using ASTM F-1946 and TO-17 analysis. The sample results were evaluated using screening levels developed by the Department of Toxic Substance Control (DTSC) Human and Ecological Risk Office (HERO). In addition, CCI compared the results to the San Francisco Bay, Regional Water Quality Control Boards, Environmental Screening Levels (ESLs) for soil vapor gas to determine if any VOC soil gas will be an issue at the subject site.

Temporary Soil Gas Sampling Probe Installation

Prior to commencing field work, CCI notified Underground Service Alert (USA) and a private line location firm to clear the proposed boring locations of any underground utilities. CCI installed the three temporary sampling points by “direct-pushing” small diameter rods into the subsurface with a Geoprobe® System under Alameda County Public Works Agency (County) Permit No. W2017-0685 (Appendix A). The rods were pushed to a depth of approximately 5

feet. Once the probe reached the designated sampling depth, ¼-inch outside diameter (O.D.) Teflon tubing with a vapor implant was inserted through the direct push probe, (Figure 3). The vapor implant was placed at the vertical midpoint of the sand pack having a thickness of 6-inches to 1 foot. One foot of dry granular bentonite was placed above the sand pack. Hydrated granular bentonite with then be placed on top of the 1 foot of the dry granular bentonite and brought to the surface. After construction of each temporary soil gas probe, samples were not collected for at least 2 hours to allow subsurface conditions to equilibrate.

Shut-in Test

The shut-in test was used to determine whether there are any leaks in the sample train between the SUMMA® canister and the vapor tight valve atop the sample probe. This test was performed prior to connecting the sample train to the ¼-inch Teflon tubing on the vapor sample probe. The sample train consists of a SUMMA® canister, a flow regulator (150-milliliters/minute), vacuum gauges, purge port, sample port and micro-filter (Figure 4). The SUMMA® canister was attached to the sample manifold; the sample port valve was then closed. A vacuum pump was then attached to the purge port and a vacuum of at least 20 inches of mercury (hg) was applied. Once the vacuum was applied, the purge port valve was closed. The vacuum in the manifold was monitored for at least 5 minutes using an attached vacuum gauge. The vacuum readings remained constant at all 3-sample location. No leaks were noted.

Leak Test

A leak test was performed to determine whether ambient air is leaking into the soil gas sample during collection of the sample. The test was conducted at every soil gas probe sample location. Isopropyl Alcohol (IPA) was used as a liquid tracer compound to evaluate sample integrity. A leak test shroud was used and placed over the sample train at the surface to create background atmosphere with the tracer gas. The shroud is designed to contain the entire sampling train and the soil gas well annulus (Figure 5). The seal integrity of the sample train and soil sampling probe was confirmed by analyzing the soil gas sample for the tracer compound Isopropyl Alcohol (IPA).

Vapor Probe Purge Volume

To ensure stagnant or ambient air was removed from the sampling point and to assure samples collected are representative of subsurface conditions, the air in the sample probe was purged. CCI will use a default of three (3) purge volumes at each sample location and will calculate the purge volume based on purge volume tables (Appendix C). Three sampling tube volumes were purged using a vacuum pump.

Subsurface Vapor Sampling

Once the Shut in Test, Leak Test and Vapor Probe Purge were completed soil vapor samples were then collected in a 1-liter SUMMA® equipped with a pressure gauge. For each sample canister, initial and final pressure readings and sampling times were recorded. Following soil vapor sample collection, the SUMMA® canister valve was closed, labeled, recorded on a chain of custody form and placed into a cooler for transport to the laboratory. A copy of Pangea's field logs are attached in Appendix B. The probe boreholes were then backfilled with Portland cement in the presence of a County representative.

Laboratory Results

As previously stated, the soil and groundwater samples were analyzed by SGS Accutest Laboratory. Accutest reported one of the two soil samples (SB-7-3) to have minor concentrations of petroleum hydrocarbons. Soil sample SB-7-3 was reported to have detectable total petroleum hydrocarbons as motor oil (TPHmo-C28-C40) at 2.70 milligrams per kilogram (mg/kg). This concentration is an estimated value below the laboratory reporting limit. This soil sample was also reported to contain 21.8 micrograms per kilogram (ug/kg) fluoranthene and 20.6 ug/kg of pyrene. No other petroleum hydrocarbon compounds were detected in either soil sample. The laboratory reported grab water sample SB-7-W to have detectable total petroleum hydrocarbons as diesel (TPHd – C10-C28) at a concentration of 0.0458 micrograms per liter (ug/L). This concentration is also an estimated value below the laboratory reporting limit. No other petroleum compounds were detected. The soil and groundwater laboratory results are summarized in Table 1 and Table 1A. A copy of the laboratory report is attached in Appendix D. The laboratory also reported detectable concentrations of acetone and methylene chloride in both soil samples and the one water sample. All three samples were shipped by Accutest in a bulk container to their Florida laboratory for analysis. The methylene chloride is a suspected laboratory contaminant. The source of the acetone is unknown.

A total of four soil vapor samples and one shroud sample were submitted to McCampbell Analytical, Inc., (McCampbell) located in Pittsburg, California for laboratory analysis. The laboratory reported detectable concentrations of tetrachloroethene (PCE), toluene, ethylbenzene and total xylenes. None of these detected compounds exceeded toxicity factors for DTSC HERO screening levels, the State of California CHHSLs soil gas screening levels for a residential scenario and the San Francisco Bay soil gas ESLs for residences.

PCE was detected at concentrations that ranged between 6.4 ug/m³ at SV-3 to 24 ug/m³ at SV-2. Toluene was detected at concentration ranging from 6 ug/m³ to 8.6 ug/m³. Total xylenes were detected at concentrations ranging from 22 ug/m³ to 28 ug/m³ and ethylbenzene was detected at concentrations ranging from 2.9 ug/m³ to 4 ug/m³. The vapor samples were also analyzed for the

percent of oxygen, carbon dioxide and methane. The concentrations of these three gases appear to be normal and the amount of methane detected (0.00021 to 0.00023 percent) suggests no biodegradation is occurring at the site. The soil vapor sample results are summarized in Table 2. A copy of the laboratory report is attached in Appendix D.

The isopropyl alcohol concentration in the shroud sample was measured at 170,000 ug/m³. Sample SV-1 was reported by the laboratory to contain the tracer compound isopropyl alcohol at 130 ug/m³. This is the only sample reported to contain detectable Isopropyl Alcohol. Vapor sample SV-1 is still an acceptable sample with a tracer gas concentration (0.076 percent), which is well below the allowable limit specified in the DTSC HERO soil vapor regulation, which states *“an ambient air leak up to 5 percent is acceptable if quantitative tracer testing is performed by shrouding.”*

Conclusion

The data gathered from this Vapor Sampling & Off-Site Soil & Groundwater Investigation revealed the following:

1. The adjacent residence at 706 Buena Vista Avenue was constructed with a slab on grade foundation. PID readings in the garage did not register any elevated readings of volatile compounds while in the garage. PID reading ranged from 0.0 to 0.1 ppm;
2. The two soil samples and one water sample collected from boring SB-7 in the backyard of the residence were reported by the laboratory to have minor concentrations of TPHd & TPHmo. These detected petroleum compounds were estimated concentration below the laboratory reporting limit. Soil sample SB-7-3 was reported to contain minor concentrations of fluoranthene and pyrene. These compounds were also estimated concentration below the laboratory reporting limits;
3. The four soil vapor samples collected along the eastern side of the gas station site were reported to have detectable concentrations of tetrachloroethene (PCE), toluene, ethylbenzene and total xylenes. None of these detected compounds exceeded toxicity factors for DTSC HERO screening levels, the State of California CHHSLs soil gas screening levels for a residential scenario or the San Francisco Bay soil gas ESLs for residence;
4. The vapor samples were also analyzed for the percent of oxygen, carbon dioxide and methane. The concentrations of these three gases appear to be normal and the amount of methane detected (0.00021 to 0.00023 percent) suggests no biodegradation is occurring at the site.

Based on the data collected during this investigation, only minor soil, soil vapor and groundwater contamination was detected near the adjacent residence and along the east side of the gas station

site. It appears the contamination detected during the waist oil tank removal was localized and has had minimal impacted on the property at 706 Buena Vista Avenue. It is CCI's opinion that no further investigation of the residence is warranted and that the waist oil tank investigation should be reviewed for case closure.

Limitations

The discussion presented in this report is based on the following:

1. The observations of the field personnel;
2. The results of the laboratory analyses performed by a state-certified laboratory;
3. Our understanding of the regulations of the State of California and Alameda County.

It is possible that variations in the soil or groundwater conditions could exist beyond the points explored in this investigation. Also, changes in groundwater conditions could occur at some time in the future due to variations in rainfall, temperature, regional water usage, or other factors. The services performed by CCI have been conducted in a manner consistent with the level of care and skill ordinarily exercised by members of our profession currently practicing under similar conditions in the Alameda area. No other warranty, express or implied, is made. Please note that contamination of soil and groundwater must be reported to the appropriate agencies in a timely manner.

CCI includes in this report chemical analytical data from a state-certified laboratory. CCI has been informed that the analyses are performed according to procedures suggested by the U.S. EPA and State of California. CCI is not responsible for laboratory errors in procedure or result reporting.

TABLE 1
Summary of Soil Sample Analysis
Delong Petroleum- 1716 Webster Street, Alameda, CA

Sample Number	Date Sampled	TPHg (mg/kg)	TPHd ⁽²⁾ (mg/kg) (C10-C28)	Benzene (ug/kg)	Toulene (ug/kg)	Ethyl Benzene (ug/kg)	Total Xylenes (ug/kg)	MTBE (ug/kg)	Napthalene (ug/kg)	Fluoranthene ⁽³⁾ (ug/kg)	TPHm (mg/kg) (C28-C40)	Pyrene ⁽³⁾ (ug/kg)
SB-7-3 ⁽⁴⁾	10/9/2017	<5.4	<5.0	<5.8	<5.8	<5.8	<17	<5.8	<5.8	21.8 ⁽¹⁾	2.70 ⁽¹⁾	20.6 ⁽¹⁾
SB-7-7 ⁽⁴⁾	10/9/2017	<5.8	<5.0	<4.7	<4.7	<4.7	<14	<4.7	<4.7	<160	<5.0	<160

TABLE 1A
Summary of Groundwater Sample Analysis
Delong Petroleum- 1716 Webster Street, Alameda, CA

Sample Number	Date Sampled	TPHg (ug/L)	TPHd ⁽²⁾ (mg/L) (C10-C28)	Benzene (ug/L)	Toulene (ug/L)	Ethyl Benzene (ug/L)	Total Xylenes (ug/L)	MTBE (ug/L)	Napthalene (ug/L)	Fluoranthene ⁽³⁾ (ug/L)	TPHm (mg/L) (C28-C40)	Pyrene ⁽³⁾ (ug/L)
SB-7-W ⁽⁴⁾	10/9/2017	<100	0.0458 ⁽¹⁾	<1	<1	<1	<3	<1	<5	<4.9	<49	<4.9

Red indicates detected compound

Foot Notes:

- mg/kg Milligrams per kilogram
- ug/kg micrograms per kilogram
- ug/L Micrograms per liter
- mg/L Milligrams per Liter
- ND Not detected
- NA Not Analyzed

1 Indicates an estimated value below the laboratory reporting limit

2 Samples were run with silica gel cleanup

3 No other compounds detected in the 8270D analysis of any of the samples

4 Acetone and Methylene Chloride were detected in samples. Methylene Chloride maybe a suspected laboratory contaminant. See laboratory report for concentrations

TABLE 2
Summary of Groundwater Sample Analysis
Delong Petroleum- 1716 Webster Street, Alameda, CA

Sample Number	Date Sampled	TPHg (ug/L) (C6-C10)	TPHd ⁽³⁾ (mg/L) (C10-C28)	Benzene (ug/L)	Toulene (ug/L)	Ethyl Benzene (ug/L)	Total Xylenes (ug/L)	MTBE (ug/L)	Napthalene (ug/L)	TPHmo ⁽³⁾ (mg/L) (C28-C40)	Acetone (ug/L)	Tetrachloroethylene (ug/L)	Trichloroethlene ⁽⁴⁾ (ug/L)
MW-1	2/25/2016	351	1.03	49.5	2.6	48.5	62.5	51.3 ⁽²⁾	56.1	0.513 ⁽³⁾	N/A	N/A	N/A
	6/6/2016	1700	1.1	3.3 ⁽¹⁾	<10	69.1	348	<10	48.7 ⁽¹⁾	0.184	45.6 ⁽¹⁾	<10	<10
	11/28/2016	742	0.586	18.6	0.72 ⁽¹⁾	9.0	6.9	10.8	69.2	0.105	<25	<1	<1
	3/10/2017	432	0.736	6.0	0.60 ⁽¹⁾	22.5	17.8	3.5	20.7	0.131	<25	<1	<1
	8/31/2017	1250	0.704	2.7	0.93 ⁽¹⁾	0.86 ⁽¹⁾	288	2.8	138	0.217	<25	<1	<1
MW-2A	2/25/2016	<50	0.0410 ⁽¹⁾	<1	<1	<1	<2	<1	<5	<0.19 ⁽³⁾	N/A	N/A	N/A
	6/6/2016	<50	<0.099	<1	<1	<1	<2	<1	<5	<0.099	<20	0.67 ⁽¹⁾	0.21 ⁽¹⁾
	11/28/2016	<100	<0.048	<1	<1	<1	<3	<1	<5	0.0413 ⁽¹⁾	<25	0.46 ⁽¹⁾	<1
	3/10/2017	<100	0.0407 ⁽¹⁾	<1	<1	<1	<3	<1	<5	0.0502	<25	0.37 ⁽¹⁾	<1
	8/31/2017	<100	0.0221 ⁽¹⁾	<1	<1	<1	<3	<1	<5	0.0343 ⁽¹⁾	<25	0.61 ⁽¹⁾	<1
MW-3A	2/25/2016	<50	0.0354 ⁽¹⁾	<1	<1	<1	<2	<1	<5	<0.19 ⁽³⁾	N/A	N/A	N/A
	6/6/2016	<50	0.0601 ⁽¹⁾	<1	<1	<1	<2	<1	<5	<0.096	<20	<1	<1
	11/28/2016	<100	0.0533	<1	<1	<1	<3	<1	<5	0.0798	<25	<1	<1
	3/10/2017	<100	0.205	<1	<1	<1	<3	<1	<5	0.144	<25	<1	<1
	8/31/2017	<100	0.232	<1	<1	<1	<3	<1	<5	0.125	<25	<1	<1
RW-1	2/25/2016	<50	1.06	0.27 ⁽¹⁾	<1	<1	<2	0.61 ⁽¹⁾	<5	0.232 ⁽³⁾	N/A	N/A	N/A
	6/6/2016	47.5 ⁽¹⁾	2.14	<1	<1	<1	<2	1.8 ⁽¹⁾	0.53 ⁽¹⁾	0.200	7.1 ⁽¹⁾	<1	<1
	11/28/2016	<100	0.111	<1	<1	<1	<2	0.38 ⁽¹⁾	<5	0.0854	<25	<1	<1
	3/10/2017	<100	0.0897	<1	<1	<1	<2	1.1	<5	0.0831	<25	<1	<1
	8/31/2017	<100	1.32	<1	<1	<1	1.4 ⁽¹⁾	1.1	1.5 ⁽¹⁾	0.4360	14.3 ⁽¹⁾	<1	<1


Foot Note:

- 1 Indicates an estimated value below the laboratory reporting limit
- 2 Tert-Amyl Methyl Ether and Tert-Butyl Alcohol were also detected. See laboratory report.
- 3 Samples were run with silica gel cleanup
- 4 Other compounds were detected in the 8260B analysis, see laboratory report

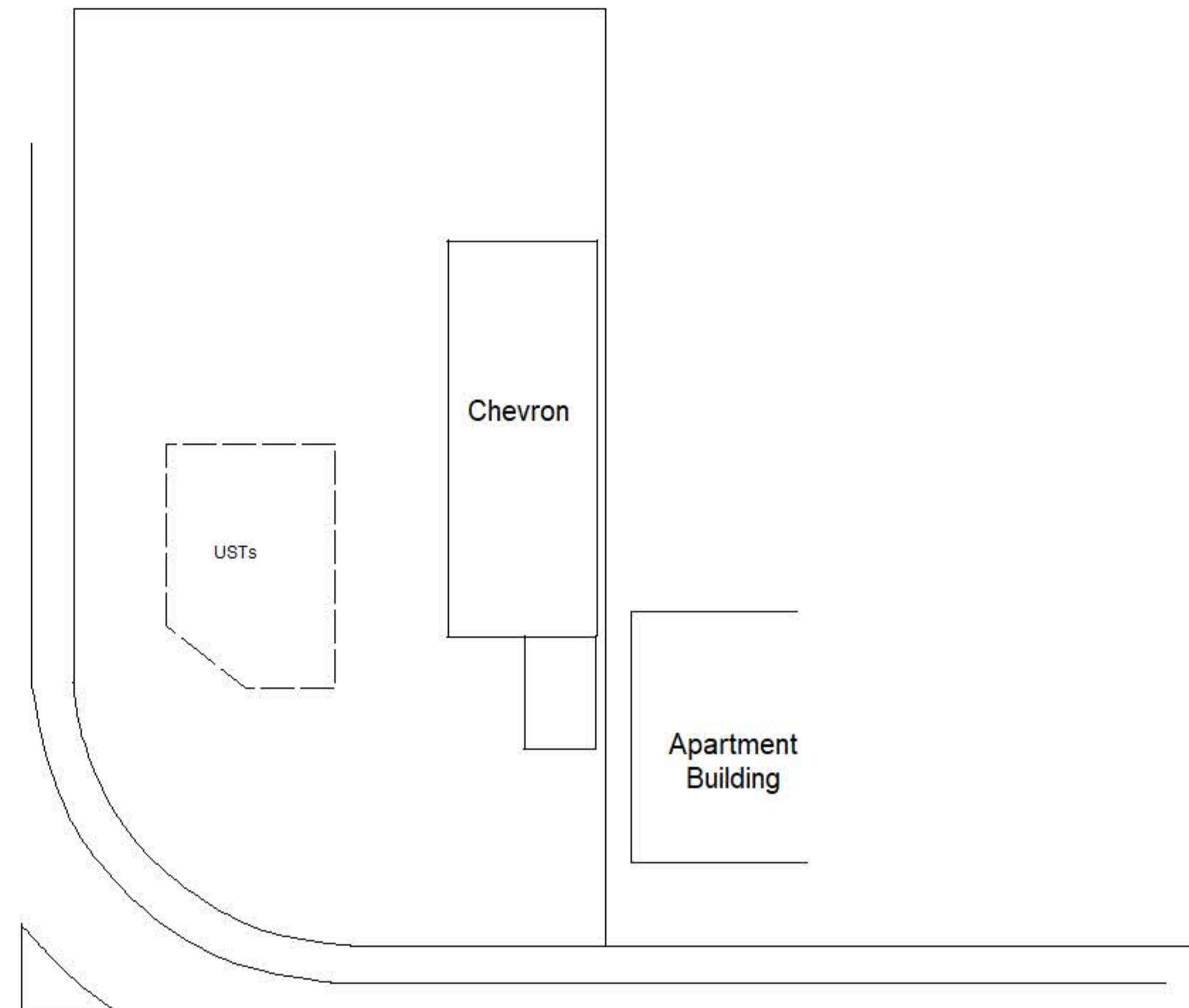
TPHg Total petroleum hydrocarbons as gasoline
 TPHd Total petroleum hydrocarbons as diesel
 TPHmo Total petroleum hydrocarbons as motor oil
 TPHho Total petroleum hydrocarbons as hydraulic oil
 mg/L Milligrams per Liter
 ug/L Micrograms per Liter
 MTBE Methyl-tert-butyl ether
 < Less than laboratory reporting limit
 ND Not Detected
 NA Not analyzed
 ESLs State of California Environmental Screening Levels for diesel and motor oil in groundwater , where groundwater is a current or potential drinking water resource = 100 ug/L.



Webster Street



Liquor Store



Chevron

USTs

Apartment Building

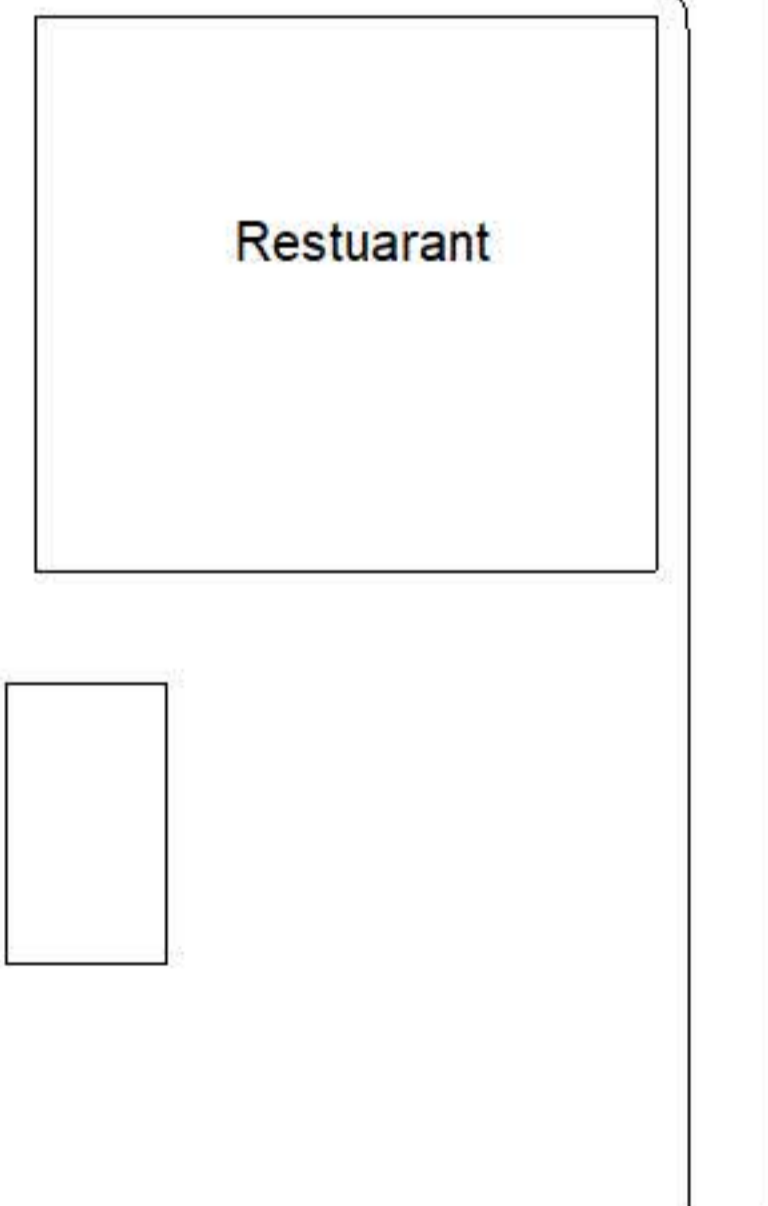
Buena Vista Avenue

MW-4

Well appears to have been destroyed

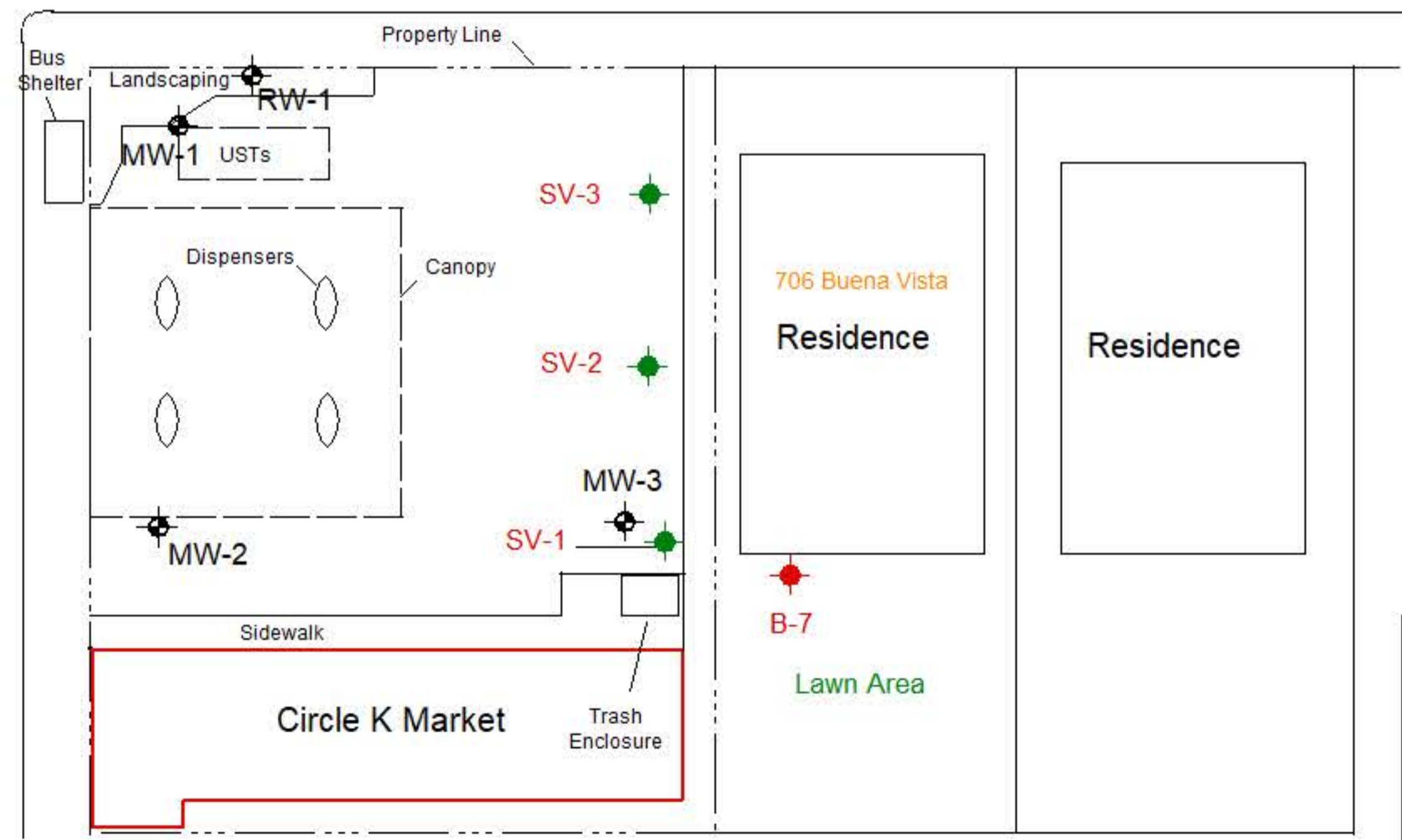
MW-5

Well appears to have been destroyed



Restuarant

Webster Street



Bus Shelter

Landscaping

MW-1

USTs

SV-3

SV-2

SV-1

MW-3

MW-2

706 Buena Vista Residence

Residence

Lawn Area

Circle K Market

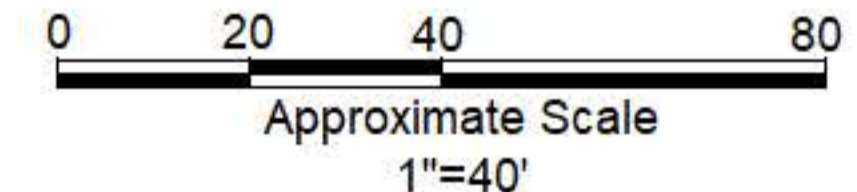
Trash Enclosure

Sidewalk

Canopy

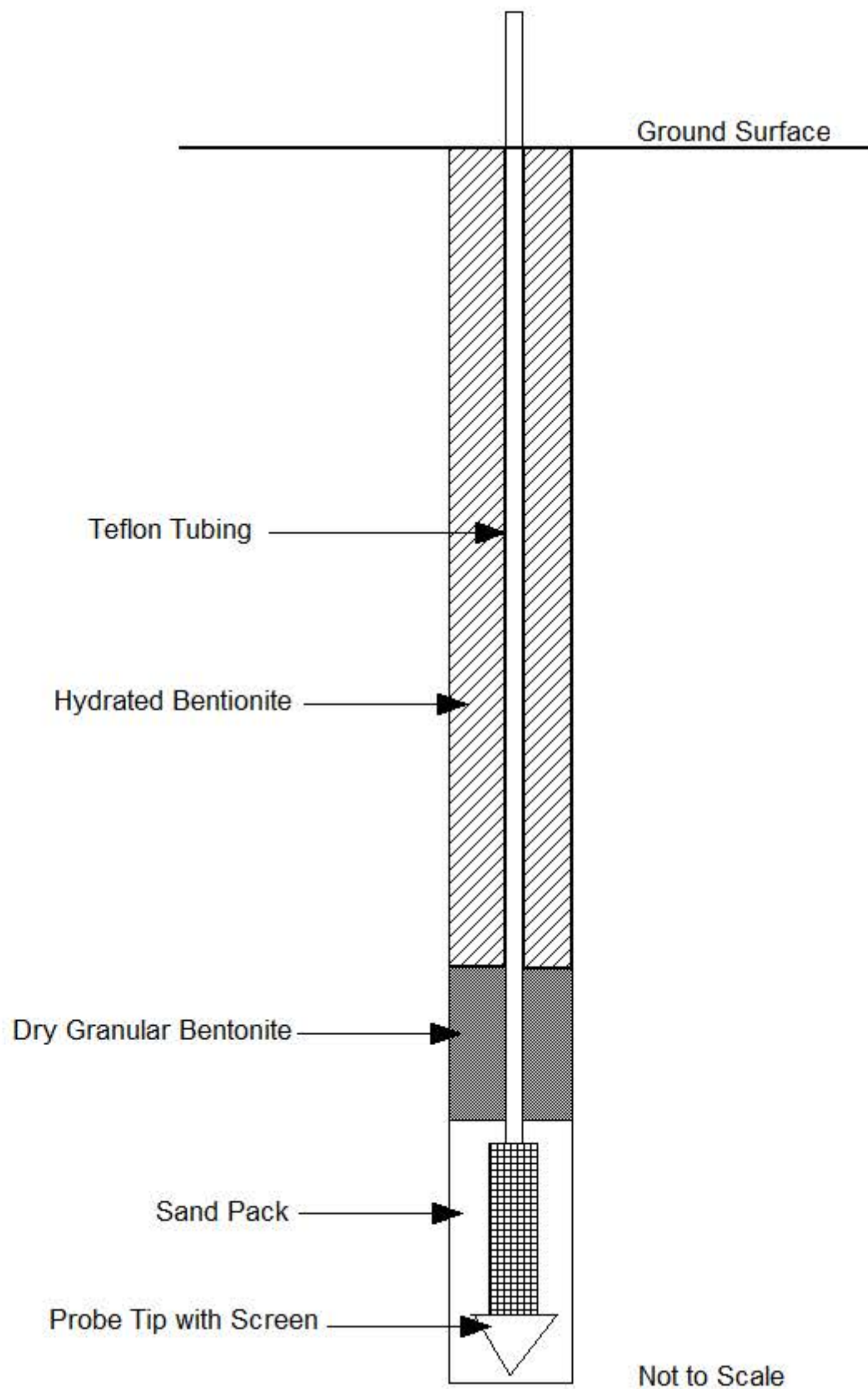
Dispensers

Property Line



- Legend
- MW-1 Monitoring Well
 - RW-1 Recovery Well
 - Soil Vapor Sample
 - Soil Boring

Job No.: 12214-3	Site Plan Delong Oil 1716 Webster Street Alameda, California	Compliance & Closure, Inc.	
Date: 11/26/2016		Drawn by: NLN	Figure No.: 2



Reviewed By:

GM

SCHEMATIC DIAGRAM OF SAMPLING PROBE

Compliance & Closure, Inc.

Approved By:

GM

**Delong Oil, Inc.
1716 Webster Street
Alameda, California**

Job No.:

12214-3

Drawn By:

GM

Date:

11/17/2016

Fig. No.:

3

Additional Site & Off-Site Investigation Work Plan
Delong Oil, Alameda California



Figure 4, Sampling Manifold Set-up.



Figure 5 - Sampling Shroud with 1-Liter SUMMA® Canister/Manifold and PID Meter to Monitor Tracer Gas Concentration



Drilling SB-7 with Hand Auger
Figure 6



Collecting Water Samples from Boring SB-7
Figure 6A



Grouting Soil Boring SB-7
Figure 7

APPENDIX A

Alameda County Public Works Agency Boring Permits

Alameda County Public Works Agency - Water Resources Well Permit



Public Works Agency
—Alameda County—

399 Elmhurst Street
Hayward, CA 94544-1395
Telephone: (510)670-6633 Fax:(510)782-1939

Application Approved on: 09/01/2017 By jamesy

Permit Numbers: W2017-0685
Permits Valid from 09/08/2017 to 09/08/2017

Application Id:	1502927659696	City of Project Site:	Alameda
Site Location:	1716 Webster St, Alameda, CA	Completion Date:	09/08/2017
Project Start Date:	09/08/2017	Assigned Inspector: Contact Marcelino Vialpando at (510) 670-5760 or Marcelino@acpwa.org	
Applicant:	Compliance & Closure - Gary Mulkey 4115 Blackhawk Pl Cir #100, Danville, CA 94506	Phone:	925-648-2008
Property Owner:	United Bros. Enterprises Inc 2501 No. Main St, Walnut Creek, CA 94597	Phone:	510-759-2384
Client:	** same as Property Owner **		

Receipt Number: WR2017-0413	Total Due:	\$265.00
Payer Name : Compliance & Closure	Total Amount Paid:	\$265.00
	Paid By: CHECK	PAID IN FULL

Works Requesting Permits:

Borehole(s) for Investigation-Vapor Sampling 24 to 48 hours only - 3 Boreholes
Driller: Gregg - Lic #: 485165 - Method: DP

Work Total: \$265.00

Specifications

Permit Number	Issued Dt	Expire Dt	# Boreholes	Hole Diam	Max Depth
W2017-0685	09/01/2017	12/07/2017	3	3.00 in.	5.00 ft

Specific Work Permit Conditions

1. Boreholes shall not be left open for a period of more than 24 hours. All boreholes left open more than 24 hours will need approval from Alameda County Public Works Agency, Water Resources Section. All boreholes shall be backfilled according to permit destruction requirements and all concrete material and asphalt material shall be to Caltrans Spec or County/City Codes. No borehole(s) shall be left in a manner to act as a conduit at any time.
2. Permittee shall assume entire responsibility for all activities and uses under this permit and shall indemnify, defend and save the Alameda County Public Works Agency, its officers, agents, and employees free and harmless from any and all expense, cost, liability in connection with or resulting from the exercise of this Permit including, but not limited to, property damage, personal injury and wrongful death.
3. Prior to any drilling activities, it shall be the applicant's responsibility to contact and coordinate an Underground Service Alert (USA), obtain encroachment permit(s), excavation permit(s) or any other permits or agreements required for that Federal, State, County or City, and follow all City or County Ordinances. No work shall begin until all the permits and requirements have been approved or obtained. It shall also be the applicants responsibilities to provide to the Cities or to Alameda County an Traffic Safety Plan for any lane closures or detours planned. No work shall begin until all the permits and requirements have been approved or obtained.
4. Permittee shall assume entire responsibility for all activities and uses under this permit and shall indemnify, defend and save the Alameda County Public Works Agency, its officers, agents, and employees free and harmless from any and all expense, cost and liability in connection with or resulting from the exercise of this Permit including, but not limited to, property damage, personal injury and wrongful death.

Alameda County Public Works Agency - Water Resources Well Permit



Public Works Agency
— Alameda County —

399 Elmhurst Street
Hayward, CA 94544-1395
Telephone: (510)670-6633 Fax:(510)782-1939

Application Approved on: 09/01/2017 By jamesy

Permit Numbers: W2017-0686
Permits Valid from 10/09/2017 to 10/09/2017

Application Id: 1502926473417
Site Location: 706 Buena Vista Ave, Alameda
Project Start Date: 10/09/2017
Assigned Inspector: Contact Marcelino Vialpando at (510) 670-5760 or Marcelino@acpwa.org
City of Project Site: Alameda
Completion Date: 10/09/2017

Applicant: Compliance & Closure - Gary Mulkey
4155 Blackhawk PI Cir #100, Danville, CA 94506 **Phone:** 925-648-2008
Property Owner: Mr & Mrs Franklin
38632 Fuller Rd, Palm Desert, CA 92260 **Phone:** 510-541-4878
Client: United Bros Enterprises Inc
2501 No. Main St, Walnut Creek, CA 94597 **Phone:** 510-759-2384

Total Due: \$265.00
Total Amount Paid: \$265.00
Payer Name : Compliance & Closure Paid By: CHECK **PAID IN FULL**

Works Requesting Permits:

Borehole(s) for Investigation-Environmental/Monitoring Study - 1 Boreholes
 Driller: Gregg - Lic #: 885165 - Method: Hand

Work Total: \$265.00

Specifications

Permit Number	Issued Dt	Expire Dt	# Boreholes	Hole Diam	Max Depth
W2017-0686	09/01/2017	01/07/2018	1	3.00 in.	10.00 ft

Specific Work Permit Conditions

1. Backfill bore hole by tremie with cement grout or cement grout/sand mixture. Upper two-three feet replaced in kind or with compacted cuttings. All cuttings remaining or unused shall be containerized and hauled off site. The containers shall be clearly labeled to the ownership of the container and labeled hazardous or non-hazardous.
2. Boreholes shall not be left open for a period of more than 24 hours. All boreholes left open more than 24 hours will need approval from Alameda County Public Works Agency, Water Resources Section. All boreholes shall be backfilled according to permit destruction requirements and all concrete material and asphalt material shall be to Caltrans Spec or County/City Codes. No borehole(s) shall be left in a manner to act as a conduit at any time.
3. Permittee shall assume entire responsibility for all activities and uses under this permit and shall indemnify, defend and save the Alameda County Public Works Agency, its officers, agents, and employees free and harmless from any and all expense, cost, liability in connection with or resulting from the exercise of this Permit including, but not limited to, properly damage, personal injury and wrongful death.
4. Applicant shall contact assigned inspector listed on the top of the permit at least five (5) working days prior to starting, once the permit has been approved. Confirm the scheduled date(s) at least 24 hours prior to drilling.
5. Copy of approved drilling permit must be on site at all times. Failure to present or show proof of the approved permit application on site shall result in a fine of \$500.00.
6. Electronic Reporting Regulations (Chapter 30, Division 3 of Title 23 & Division 3 of Title 27, CCR) require electronic submission of any report or data required by a regulatory agency from a cleanup site. Submission dates are set by a

APPENDIX B

Boring Log & Soil Vapor Field Logs

STANDARD SYMBOLS

Legend

-  Soil Sample Location
-  Soil Sample Collected for Laboratory Analysis
-  No Soil Recovery
-  Disturbed or Bag Soil Sample
-  First Encountered Water Level
-  Piezometric Ground Water Level

Unified Soil Classification System

Major Divisions		Group Symbols	Typical Names
Coarse-Grained Soils More than half of material is larger than no. 200 sieve size	Gravels more than half of coarse fraction is smaller than no. 4 sieve size	Clean Gravels	GW Well-graded gravels, gravel-sand mixtures, little or no fines
		Gravels with fines	GP Poorly graded gravels, gravel sand mixtures, little or no fines
		Clean Sands	GM Silty gravels, gravel-sand-silt mixtures
			GC Clayey gravels, gravel-sand-clay mixtures
	Sands more than half of coarse fraction is smaller than no. 4 sieve size	Clean Sands	SW Well-graded sands, gravelly sands, little or no fines
			SP Poorly graded sand, gravelly sands; little or no fines
		Sands with fines	SM Silty sands, sandy silt mixtures
			SC Clayey snads, sand-clay mixtures
Fine-Grained Soils more than half of material is smaller than no. 200 sieve size	Low Liquid Limit	ML Inorganic silts and very fine sands, rock flour, silty or clayey fine sands, or clayey silts with slight plasticity	
		CL Inorganic clays of low to medium plasticity, gravelly clays, sandy clays, silty clays, lean clays	
		OL Organic silts and organic silty clays of low plasticity	
	High Liquid Limit	MH Inorganic silts, micaceous or diatomaceous fine sandy or silty soils, elastic silts	
		CH Inorganic clays of high plasticity, fat clays	
		OH Organic clays of medium to high plasticity, organic silts	
	High Organic Soils		Pt Peat and other highly organic soils

NOTES:

1. Boundary Classification: Soil possessing characteristics of two groups are designated by combinations of group symbols. For example, GW-GC, well-graded gravel-sand mixture with clay binder
2. All sieve sizes on this chart are U.S. Standard
3. The terms "silt" and "clay" are used respectively to distinguish materials exhibiting lower plasticity from those with higher plasticity.
4. For a complete description of the Unified Soil Classification System, see Technical Memorandum No. 3-357, prepared for Office Chief Engineers, by Waterways Equipment Station, Vicksburg Mississippi, March 1953. (See also Data Sheet 17.)

Project No. 12214-2 BORING NO. B-7
 Logged by: GM Date: 10/9/2017
 Client: Delong Petroleum
 Location: 706 Buena Vista Avenue, Alameda, CA

Drilling Method: Hand Auger Page 1 of 1
 Boring Diameter: 3.5 " dia.
 Total Depth: 10' Casing Depth: N/A'
 Screen Length: N/A' Slot Size: N/A
 Blank Length: N/A' Sand Pack: N/A
 Top Sand Pack: N/A Top Bentonite: N/A
 Grout Seal: 10' Vault Box N/A MSL N/A

Permit: W2017-0686
 Water Levels: 1st Enc: 8 feet Static: N/A

Sample No.	PID (PPM)	Blow Count	Sample Depth	Lithology Log	Well Detail/ Backfill
			0	Fill	
			0	Grass	
B-7-3	0.0		0 - 5	SM - Dark brown SILTY SAND, very moist, loose, very fine to medium grain, subrounded, poorly sorted, no visible contamination.	
B-7-7	0.1		5 - 8	SM - Yellow brown SILTY SAND, moist, medium dense, very fine to medium grain, subrounded, poorly sorted, no visible contamination.	
			8	Groundwater at 8 feet	
			10	Bottom of Boring = 10 feet	
			15		
			20		
			25		
			30		
			35		
			40		
				Reviewed by PG	



DAILY LOG

Date: 10.09.17	Site Address: 1716 Webster St, Alameda
Task/Purpose: Soil Gas Sampling	Project Name: CCI
Log Notes By: E. Lervaag	Project Number: 2195.001.300

NOTES

1015 arrive on-site begin set up for soil gas sampling of 3 direct push temporary soil gas wells - SV-1, SV-2, SV-3 - include 1 duplicate and 1 shroud sample

* using ~~two~~ 1L summa set up from McCampbell for TO-15 sampling and, cartridges from McCampbell for TO-17 sampling

- set up sub-m testing

1100 start sampling SV-3, total purge time 11:10, collected 1L summa, forgot TO-17 cartridge ~~set~~. No sampling issues.

- moved to SV-2 similar purge no sample collection issues.

- moved to SV-1. similar purge time. collected duplicate sample and shroud sample at this location. no sampling issues.

1400 off-site to Lab (McCampbell) samples on normal turnaround per Gary.

APPENDIX C

Purge Volume Tables

Soil Vapor Sample Purge Volume Table

Purge Volumes for Temporary Sampling Points (PRT System)

	5 feet Sample Depth	10 feet Sample Depth	15 feet Sample Depth	20 feet Sample Depth	25 feet Sample Depth	30 feet Sample Depth	35 feet Sample Depth	40 feet Sample Depth	45 feet Sample Depth	50 feet Sample Depth
One Purge Volume	28.3 ml 0 min 8.4 sec	50.6 ml 0 min 15.1 sec	72.9 ml 0 min 21.8 sec	95.2 ml 0 min 28.5 sec	117.5 ml 0 min 35.2 sec	139.8 ml 0 min 41.94 sec	162.1 ml 0 min 48.6 sec	184.4 ml 0 min 55.3 sec	206.7 ml 1 min 2.0 sec	229.0 ml 1 min 8.7 sec
Three Purge Volume	84.9 ml 0 min 25.2 sec	151.8 ml 0 min 45.3 sec	218.7 ml 1 min 5.4 sec	285.6 ml 1 min 25.5 sec	352. ml 1 min 45.6 sec	419.4 ml 2 min 5.82 sec	486.3 ml 2 min 25.8 sec	553.2 ml 2 min 45.9 sec	620.1 ml 3 min 6.0 sec	687.0 ml 3 min 26.1 sec
Seven Purge Volume	198.1 ml 0 min 58.8 sec	354.2 ml 1 min 45.7 sec	510.3 ml 2 min 32.6 sec	666.4 ml 3 min 19.5 sec	822.5 ml 4 min 6.4 sec	978.6 ml 4 min 53.8 sec	1,134.4 ml 5 min 40.2 sec	1,290.8 ml 6 min 27.1 sec	1,446.9 ml 7 min 14.0 sec	1,603.0 ml 8 min 0.9 sec

Purge calculation Factors

1. Tubing (0.25 in OD, 0.17 in ID)
 - a. Volume = 4.46 ml per foot internal volume
2. Vapor Point Holder and Post Run Tubing Adapter
 - a. Volume = 6 ml internal volume
3. Calculations assume a 4-foot section of tubing is being used to extend from the boring surface to the pump

volume Formula $A ((B \times C) + D) = E$

A = Number of purge volumes
B = 1 foot of tubing, 4.46 ml
C = Depth
D = Point Holder Volume, 6 ml
E = Volume to be purged

Time Formula $(F + E) \times G = H$

E = Volume to be purged
P = Purge Rate, 200 ml (cc) per min
G = 60 Seconds
H = Purg Time in seconds at 200 ml (cc) per min

APPENDIX D

Laboratory Reports

McCampbell Analytical, Inc. - # 1710363

SGS Accutest – FA48304



McC Campbell Analytical, Inc.

"When Quality Counts"

Analytical Report

WorkOrder: 1710363

Report Created for: Pangea Environmental Svcs., Inc.

1710 Franklin Street, Ste. 200
Oakland, CA 94612

Project Contact: Ron Scheele

Project P.O.:

Project Name: 1716 Webster- CCI

Project Received: 10/09/2017

Analytical Report reviewed & approved for release on 10/16/2017 by:

Angela Rydelius,
Laboratory Manager

The report shall not be reproduced except in full, without the written approval of the laboratory. The analytical results relate only to the items tested. Results reported conform to the most current NELAP standards, where applicable, unless otherwise stated in the case narrative.





Glossary of Terms & Qualifier Definitions

Client: Pangea Environmental Svcs., Inc.
Project: 1716 Webster- CCI
WorkOrder: 1710363

Glossary Abbreviation

%D	Serial Dilution Percent Difference
95% Interval	95% Confident Interval
DF	Dilution Factor
DI WET	(DISTLC) Waste Extraction Test using DI water
DISS	Dissolved (direct analysis of 0.45 µm filtered and acidified water sample)
DLT	Dilution Test (Serial Dilution)
DUP	Duplicate
EDL	Estimated Detection Limit
ERS	External reference sample. Second source calibration verification.
ITEF	International Toxicity Equivalence Factor
LCS	Laboratory Control Sample
MB	Method Blank
MB % Rec	% Recovery of Surrogate in Method Blank, if applicable
MDL	Method Detection Limit
ML	Minimum Level of Quantitation
MS	Matrix Spike
MSD	Matrix Spike Duplicate
N/A	Not Applicable
ND	Not detected at or above the indicated MDL or RL
NR	Data Not Reported due to matrix interference or insufficient sample amount.
PDS	Post Digestion Spike
PDSD	Post Digestion Spike Duplicate
PF	Prep Factor
RD	Relative Difference
RL	Reporting Limit (The RL is the lowest calibration standard in a multipoint calibration.)
RPD	Relative Percent Deviation
RRT	Relative Retention Time
SPK Val	Spike Value
SPKRef Val	Spike Reference Value
SPLP	Synthetic Precipitation Leachate Procedure
ST	Sorbent Tube
TCLP	Toxicity Characteristic Leachate Procedure
TEQ	Toxicity Equivalents
WET (STLC)	Waste Extraction Test (Soluble Threshold Limit Concentration)



Case Narrative

Client: Pangea Environmental Svcs., Inc.

Work Order: 1710363

Project: 1716 Webster- CCI

October 16, 2017

TO-15 ANALYSIS

All summa canisters are EVACUATED 5 days after the reporting of the results. Please call or email if a longer retention time is required.

In an effort to attain the lowest reporting limits possible for the majority of the TO-15 target list, high level compounds may be analyzed using EPA Method 8260B.

Polymer (Tedlar) bags are not recommended for TO15 samples. The disadvantages are listed in Appendix B of the DTSC Active Soil Gas Advisory of July 2015.



Analytical Report

Client: Pangea Environmental Svcs., Inc.
Date Received: 10/9/17 18:30
Date Prepared: 10/16/17
Project: 1716 Webster- CCI

WorkOrder: 1710363
Extraction Method: SW5030B
Analytical Method: SW8260B
Unit: µg/m³

Methanol and/or Isopropyl Alcohol (2-Propanol)

Client ID	Lab ID	Matrix	Date Collected	Instrument	Batch ID
Shroud	1710363-005A	SoilGas	10/09/2017 13:20	GC16 10161707.D	147126

Initial Pressure (psia)	Final Pressure (psia)	Analyst(s)
12.08	24.10	AK

Analytes	Result	RL	DF	Date Analyzed
2-Propanol	170,000	50,000	2	10/16/2017 11:53

Surrogates	REC (%)	Limits	Date Analyzed
Dibromofluoromethane	121	70-130	10/16/2017 11:53



Analytical Report

Client: Pangea Environmental Svcs., Inc.
Date Received: 10/9/17 18:30
Date Prepared: 10/10/17
Project: 1716 Webster- CCI

WorkOrder: 1710363
Extraction Method: ASTM D 1946-90
Analytical Method: ASTM D 1946-90
Unit: %

Atmospheric Gases

Client ID	Lab ID	Matrix	Date Collected	Instrument	Batch ID
SV-1	1710363-001A	SoilGas	10/09/2017 13:40	GC26 1010170906.D	146830

Initial Pressure (psia)	Final Pressure (psia)	Analyst(s)
12.13	24.21	HK

Analytes	Result	RL	DF	Date Analyzed
Oxygen	11	0.40	1	10/10/2017 13:33

Client ID	Lab ID	Matrix	Date Collected	Instrument	Batch ID
SV-2	1710363-002A	SoilGas	10/09/2017 12:20	GC26 1010170908.D	146830

Initial Pressure (psia)	Final Pressure (psia)	Analyst(s)
11.60	23.13	HK

Analytes	Result	RL	DF	Date Analyzed
Oxygen	8.8	0.40	1	10/10/2017 13:54

Client ID	Lab ID	Matrix	Date Collected	Instrument	Batch ID
SV-3	1710363-003A	SoilGas	10/09/2017 11:34	GC26 1010170910.D	146830

Initial Pressure (psia)	Final Pressure (psia)	Analyst(s)
11.92	23.79	HK

Analytes	Result	RL	DF	Date Analyzed
Oxygen	12	0.40	1	10/10/2017 14:15

 Angela Rydelius, Lab Manager



Analytical Report

Client: Pangea Environmental Svcs., Inc.
Date Received: 10/9/17 18:30
Date Prepared: 10/10/17-10/11/17
Project: 1716 Webster- CCI

WorkOrder: 1710363
Extraction Method: ASTM D 1946-90
Analytical Method: ASTM D 1946-90
Unit: %

Light Gases

Client ID	Lab ID	Matrix	Date Collected	Instrument	Batch ID
SV-1	1710363-001A	SoilGas	10/09/2017 13:40	GC26 1010170318.D	147119

Initial Pressure (psia)	Final Pressure (psia)	Analyst(s)
12.13	24.21	HK

Analytes	Result	RL	DF	Date Analyzed
Carbon Dioxide	2.3	0.080	20	10/11/2017 08:27
Methane	ND	0.00020	1	10/10/2017 16:47

SV-2	1710363-002A	SoilGas	10/09/2017 12:20	GC26 1010170320.D	147119
------	--------------	---------	------------------	-------------------	--------

Initial Pressure (psia)	Final Pressure (psia)	Analyst(s)
11.60	23.13	HK

Analytes	Result	RL	DF	Date Analyzed
Carbon Dioxide	8.8	0.080	20	10/11/2017 08:48
Methane	0.00021	0.00020	1	10/10/2017 17:08

SV-3	1710363-003A	SoilGas	10/09/2017 11:34	GC26 1010170322.D	147119
------	--------------	---------	------------------	-------------------	--------

Initial Pressure (psia)	Final Pressure (psia)	Analyst(s)
11.92	23.79	HK

Analytes	Result	RL	DF	Date Analyzed
Carbon Dioxide	2.9	0.080	20	10/11/2017 09:09
Methane	0.00023	0.00020	1	10/10/2017 17:29

 Angela Rydelius, Lab Manager



Analytical Report

Client: Pangea Environmental Svcs., Inc.
Date Received: 10/9/17 18:30
Date Prepared: 10/11/17-10/12/17
Project: 1716 Webster- CCI

WorkOrder: 1710363
Extraction Method: TO15
Analytical Method: TO15
Unit: µg/m³

Leak Check Compound

Client ID	Lab ID	Matrix	Date Collected	Instrument	Batch ID
SV-1	1710363-001A	SoilGas	10/09/2017 13:40	GC24 10101722A.	146978

Initial Pressure (psia)	Final Pressure (psia)	Analyst(s)
12.13	24.21	HK

Analytes	Result	RL	DF	Date Analyzed
Isopropyl Alcohol	130	50	1	10/11/2017 19:41
<u>Surrogates</u>	<u>REC (%)</u>	<u>Limits</u>		
1,2-DCA-d4	100	70-130		10/11/2017 19:41

SV-2	1710363-002A	SoilGas	10/09/2017 12:20	GC24 10101723A.	146978
------	--------------	---------	------------------	-----------------	--------

Initial Pressure (psia)	Final Pressure (psia)	Analyst(s)
11.60	23.13	HK

Analytes	Result	RL	DF	Date Analyzed
Isopropyl Alcohol	ND	50	1	10/11/2017 20:21
<u>Surrogates</u>	<u>REC (%)</u>	<u>Limits</u>		
1,2-DCA-d4	100	70-130		10/11/2017 20:21

SV-3	1710363-003A	SoilGas	10/09/2017 11:34	GC24 10121711A.	146978
------	--------------	---------	------------------	-----------------	--------

Initial Pressure (psia)	Final Pressure (psia)	Analyst(s)
11.92	23.79	HK

Analytes	Result	RL	DF	Date Analyzed
Isopropyl Alcohol	ND	50	1	10/12/2017 20:34
<u>Surrogates</u>	<u>REC (%)</u>	<u>Limits</u>		
1,2-DCA-d4	94	70-130		10/12/2017 20:34

(Cont.)

Angela Rydelius, Lab Manager



Analytical Report

Client: Pangea Environmental Svcs., Inc.
Date Received: 10/9/17 18:30
Date Prepared: 10/11/17-10/12/17
Project: 1716 Webster- CCI

WorkOrder: 1710363
Extraction Method: TO15
Analytical Method: TO15
Unit: µg/m³

Leak Check Compound

Client ID	Lab ID	Matrix	Date Collected	Instrument	Batch ID
SV-1 Dup	1710363-004A	SoilGas	10/09/2017 13:40	GC24 10101721A.	146978

Initial Pressure (psia)	Final Pressure (psia)	Analyst(s)
12.04	24.07	HK

Analytes	Result	RL	DF	Date Analyzed
Isopropyl Alcohol	ND	50	1	10/11/2017 19:00

Surrogates	REC (%)	Limits	Date Analyzed
1,2-DCA-d4	98	70-130	10/11/2017 19:00

 Angela Rydelius, Lab Manager



Analytical Report

Client: Pangea Environmental Svcs., Inc.
Date Received: 10/9/17 18:30
Date Prepared: 10/11/17-10/12/17
Project: 1716 Webster- CCI

WorkOrder: 1710363
Extraction Method: TO15
Analytical Method: TO15
Unit: µg/m³

Volatile Organic Compounds

Client ID	Lab ID	Matrix	Date Collected	Instrument	Batch ID
SV-1	1710363-001A	SoilGas	10/09/2017 13:40	GC24 10101722.D	146978

Initial Pressure (psia)	Final Pressure (psia)	Analyst(s)
12.13	24.21	HK

Analytes	Result	RL	DF	Date Analyzed
Acetone	ND	60	1	10/11/2017 19:41
Acrolein	ND	5.8	1	10/11/2017 19:41
Acrylonitrile	ND	1.1	1	10/11/2017 19:41
tert-Amyl methyl ether (TAME)	ND	2.1	1	10/11/2017 19:41
Benzene	ND	1.6	1	10/11/2017 19:41
Benzyl chloride	ND	2.6	1	10/11/2017 19:41
Bromodichloromethane	ND	3.5	1	10/11/2017 19:41
Bromoform	ND	5.2	1	10/11/2017 19:41
Bromomethane	ND	2.0	1	10/11/2017 19:41
1,3-Butadiene	ND	1.1	1	10/11/2017 19:41
2-Butanone (MEK)	ND	75	1	10/11/2017 19:41
t-Butyl alcohol (TBA)	ND	31	1	10/11/2017 19:41
Carbon Disulfide	3.2	1.6	1	10/11/2017 19:41
Carbon Tetrachloride	ND	3.2	1	10/11/2017 19:41
Chlorobenzene	ND	2.4	1	10/11/2017 19:41
Chloroethane	ND	1.3	1	10/11/2017 19:41
Chloroform	2.8	2.4	1	10/11/2017 19:41
Chloromethane	ND	1.0	1	10/11/2017 19:41
Cyclohexane	ND	18	1	10/11/2017 19:41
Dibromochloromethane	ND	4.4	1	10/11/2017 19:41
1,2-Dibromo-3-chloropropane	ND	0.70	1	10/11/2017 19:41
1,2-Dibromoethane (EDB)	ND	3.9	1	10/11/2017 19:41
1,2-Dichlorobenzene	ND	3.0	1	10/11/2017 19:41
1,3-Dichlorobenzene	ND	3.0	1	10/11/2017 19:41
1,4-Dichlorobenzene	ND	3.0	1	10/11/2017 19:41
Dichlorodifluoromethane	3.4	2.5	1	10/11/2017 19:41
1,1-Dichloroethane	ND	2.0	1	10/11/2017 19:41
1,2-Dichloroethane (1,2-DCA)	ND	2.0	1	10/11/2017 19:41
1,1-Dichloroethene	ND	2.0	1	10/11/2017 19:41
cis-1,2-Dichloroethene	ND	2.0	1	10/11/2017 19:41
trans-1,2-Dichloroethene	ND	2.0	1	10/11/2017 19:41
1,2-Dichloropropane	ND	2.4	1	10/11/2017 19:41
cis-1,3-Dichloropropene	ND	2.3	1	10/11/2017 19:41

(Cont.)

 Angela Rydelius, Lab Manager



Analytical Report

Client: Pangea Environmental Svcs., Inc.
Date Received: 10/9/17 18:30
Date Prepared: 10/11/17-10/12/17
Project: 1716 Webster- CCI

WorkOrder: 1710363
Extraction Method: TO15
Analytical Method: TO15
Unit: µg/m³

Volatile Organic Compounds

Client ID	Lab ID	Matrix	Date Collected	Instrument	Batch ID
SV-1	1710363-001A	SoilGas	10/09/2017 13:40	GC24 10101722.D	146978

Initial Pressure (psia)	Final Pressure (psia)	Analyst(s)
12.13	24.21	HK

Analytes	Result	RL	DF	Date Analyzed
trans-1,3-Dichloropropene	ND	2.3	1	10/11/2017 19:41
1,2-Dichloro-1,1,2,2-tetrafluoroethane	ND	3.6	1	10/11/2017 19:41
Diisopropyl ether (DIPE)	ND	2.1	1	10/11/2017 19:41
1,4-Dioxane	ND	1.8	1	10/11/2017 19:41
Ethanol	ND	96	1	10/11/2017 19:41
Ethyl acetate	ND	1.8	1	10/11/2017 19:41
Ethyl tert-butyl ether (ETBE)	ND	2.1	1	10/11/2017 19:41
Ethylbenzene	3.1	2.2	1	10/11/2017 19:41
4-Ethyltoluene	6.0	2.5	1	10/11/2017 19:41
Freon 113	ND	3.9	1	10/11/2017 19:41
Heptane	ND	21	1	10/11/2017 19:41
Hexachlorobutadiene	ND	5.4	1	10/11/2017 19:41
Hexane	ND	18	1	10/11/2017 19:41
2-Hexanone	4.4	2.1	1	10/11/2017 19:41
4-Methyl-2-pentanone (MIBK)	8.4	2.1	1	10/11/2017 19:41
Methyl-t-butyl ether (MTBE)	ND	1.8	1	10/11/2017 19:41
Methylene chloride	ND	8.8	1	10/11/2017 19:41
Methyl methacrylate	ND	2.1	1	10/11/2017 19:41
Naphthalene	ND	5.3	1	10/11/2017 19:41
Propene	ND	88	1	10/11/2017 19:41
Styrene	ND	2.2	1	10/11/2017 19:41
1,1,1,2-Tetrachloroethane	ND	3.5	1	10/11/2017 19:41
1,1,2,2-Tetrachloroethane	ND	3.5	1	10/11/2017 19:41
Tetrachloroethene	19	3.4	1	10/11/2017 19:41
Tetrahydrofuran	ND	3.0	1	10/11/2017 19:41
Toluene	6.0	1.9	1	10/11/2017 19:41
1,2,4-Trichlorobenzene	ND	3.8	1	10/11/2017 19:41
1,1,1-Trichloroethane	ND	2.8	1	10/11/2017 19:41
1,1,2-Trichloroethane	ND	2.8	1	10/11/2017 19:41
Trichloroethene	ND	2.8	1	10/11/2017 19:41
Trichlorofluoromethane	10	2.8	1	10/11/2017 19:41
1,2,4-Trimethylbenzene	12	2.5	1	10/11/2017 19:41
1,3,5-Trimethylbenzene	4.0	2.5	1	10/11/2017 19:41

(Cont.)

 Angela Rydelius, Lab Manager



Analytical Report

Client: Pangea Environmental Svcs., Inc.
Date Received: 10/9/17 18:30
Date Prepared: 10/11/17-10/12/17
Project: 1716 Webster- CCI

WorkOrder: 1710363
Extraction Method: TO15
Analytical Method: TO15
Unit: µg/m³

Volatile Organic Compounds

Client ID	Lab ID	Matrix	Date Collected	Instrument	Batch ID
SV-1	1710363-001A	SoilGas	10/09/2017 13:40	GC24 10101722.D	146978

Initial Pressure (psia)	Final Pressure (psia)	Analyst(s)
12.13	24.21	HK

Analytes	Result	RL	DF	Date Analyzed
Vinyl Acetate	ND	18	1	10/11/2017 19:41
Vinyl Chloride	ND	1.3	1	10/11/2017 19:41
Xylenes, Total	23	6.6	1	10/11/2017 19:41

Surrogates	REC (%)	Limits	Date Analyzed
1,2-DCA-d4	100	70-130	10/11/2017 19:41
Toluene-d8	101	70-130	10/11/2017 19:41
4-BFB	92	70-130	10/11/2017 19:41



Analytical Report

Client: Pangea Environmental Svcs., Inc.
Date Received: 10/9/17 18:30
Date Prepared: 10/11/17-10/12/17
Project: 1716 Webster- CCI

WorkOrder: 1710363
Extraction Method: TO15
Analytical Method: TO15
Unit: µg/m³

Volatile Organic Compounds

Client ID	Lab ID	Matrix	Date Collected	Instrument	Batch ID
SV-2	1710363-002A	SoilGas	10/09/2017 12:20	GC24 10101723.D	146978

Initial Pressure (psia)	Final Pressure (psia)	Analyst(s)
11.60	23.13	HK

Analytes	Result	RL	DF	Date Analyzed
Acetone	ND	60	1	10/11/2017 20:21
Acrolein	ND	5.8	1	10/11/2017 20:21
Acrylonitrile	ND	1.1	1	10/11/2017 20:21
tert-Amyl methyl ether (TAME)	ND	2.1	1	10/11/2017 20:21
Benzene	ND	1.6	1	10/11/2017 20:21
Benzyl chloride	ND	2.6	1	10/11/2017 20:21
Bromodichloromethane	ND	3.5	1	10/11/2017 20:21
Bromoform	ND	5.2	1	10/11/2017 20:21
Bromomethane	ND	2.0	1	10/11/2017 20:21
1,3-Butadiene	ND	1.1	1	10/11/2017 20:21
2-Butanone (MEK)	ND	75	1	10/11/2017 20:21
t-Butyl alcohol (TBA)	ND	31	1	10/11/2017 20:21
Carbon Disulfide	ND	1.6	1	10/11/2017 20:21
Carbon Tetrachloride	ND	3.2	1	10/11/2017 20:21
Chlorobenzene	ND	2.4	1	10/11/2017 20:21
Chloroethane	ND	1.3	1	10/11/2017 20:21
Chloroform	ND	2.4	1	10/11/2017 20:21
Chloromethane	ND	1.0	1	10/11/2017 20:21
Cyclohexane	ND	18	1	10/11/2017 20:21
Dibromochloromethane	ND	4.4	1	10/11/2017 20:21
1,2-Dibromo-3-chloropropane	ND	0.12	1	10/11/2017 20:21
1,2-Dibromoethane (EDB)	ND	3.9	1	10/11/2017 20:21
1,2-Dichlorobenzene	ND	3.0	1	10/11/2017 20:21
1,3-Dichlorobenzene	ND	3.0	1	10/11/2017 20:21
1,4-Dichlorobenzene	ND	3.0	1	10/11/2017 20:21
Dichlorodifluoromethane	3.0	2.5	1	10/11/2017 20:21
1,1-Dichloroethane	ND	2.0	1	10/11/2017 20:21
1,2-Dichloroethane (1,2-DCA)	ND	2.0	1	10/11/2017 20:21
1,1-Dichloroethene	ND	2.0	1	10/11/2017 20:21
cis-1,2-Dichloroethene	ND	2.0	1	10/11/2017 20:21
trans-1,2-Dichloroethene	ND	2.0	1	10/11/2017 20:21
1,2-Dichloropropane	ND	2.4	1	10/11/2017 20:21
cis-1,3-Dichloropropene	ND	2.3	1	10/11/2017 20:21

(Cont.)

 Angela Rydelius, Lab Manager



Analytical Report

Client: Pangea Environmental Svcs., Inc.
Date Received: 10/9/17 18:30
Date Prepared: 10/11/17-10/12/17
Project: 1716 Webster- CCI

WorkOrder: 1710363
Extraction Method: TO15
Analytical Method: TO15
Unit: µg/m³

Volatile Organic Compounds

Client ID	Lab ID	Matrix	Date Collected	Instrument	Batch ID
SV-2	1710363-002A	SoilGas	10/09/2017 12:20	GC24 10101723.D	146978

Initial Pressure (psia)	Final Pressure (psia)	Analyst(s)
11.60	23.13	HK

Analytes	Result	RL	DF	Date Analyzed
trans-1,3-Dichloropropene	ND	2.3	1	10/11/2017 20:21
1,2-Dichloro-1,1,2,2-tetrafluoroethane	ND	3.6	1	10/11/2017 20:21
Diisopropyl ether (DIPE)	ND	2.1	1	10/11/2017 20:21
1,4-Dioxane	ND	1.8	1	10/11/2017 20:21
Ethanol	ND	96	1	10/11/2017 20:21
Ethyl acetate	ND	1.8	1	10/11/2017 20:21
Ethyl tert-butyl ether (ETBE)	ND	2.1	1	10/11/2017 20:21
Ethylbenzene	2.9	2.2	1	10/11/2017 20:21
4-Ethyltoluene	4.6	2.5	1	10/11/2017 20:21
Freon 113	ND	3.9	1	10/11/2017 20:21
Heptane	ND	21	1	10/11/2017 20:21
Hexachlorobutadiene	ND	5.4	1	10/11/2017 20:21
Hexane	ND	18	1	10/11/2017 20:21
2-Hexanone	ND	2.1	1	10/11/2017 20:21
4-Methyl-2-pentanone (MIBK)	16	2.1	1	10/11/2017 20:21
Methyl-t-butyl ether (MTBE)	ND	1.8	1	10/11/2017 20:21
Methylene chloride	ND	8.8	1	10/11/2017 20:21
Methyl methacrylate	ND	2.1	1	10/11/2017 20:21
Naphthalene	ND	5.3	1	10/11/2017 20:21
Propene	ND	88	1	10/11/2017 20:21
Styrene	ND	2.2	1	10/11/2017 20:21
1,1,1,2-Tetrachloroethane	ND	3.5	1	10/11/2017 20:21
1,1,2,2-Tetrachloroethane	ND	3.5	1	10/11/2017 20:21
Tetrachloroethene	24	3.4	1	10/11/2017 20:21
Tetrahydrofuran	ND	3.0	1	10/11/2017 20:21
Toluene	7.9	1.9	1	10/11/2017 20:21
1,2,4-Trichlorobenzene	ND	3.8	1	10/11/2017 20:21
1,1,1-Trichloroethane	ND	2.8	1	10/11/2017 20:21
1,1,2-Trichloroethane	ND	2.8	1	10/11/2017 20:21
Trichloroethene	ND	2.8	1	10/11/2017 20:21
Trichlorofluoromethane	5.0	2.8	1	10/11/2017 20:21
1,2,4-Trimethylbenzene	10	2.5	1	10/11/2017 20:21
1,3,5-Trimethylbenzene	3.4	2.5	1	10/11/2017 20:21

(Cont.)

 Angela Rydelius, Lab Manager



Analytical Report

Client: Pangea Environmental Svcs., Inc.
Date Received: 10/9/17 18:30
Date Prepared: 10/11/17-10/12/17
Project: 1716 Webster- CCI

WorkOrder: 1710363
Extraction Method: TO15
Analytical Method: TO15
Unit: µg/m³

Volatile Organic Compounds

Client ID	Lab ID	Matrix	Date Collected	Instrument	Batch ID
SV-2	1710363-002A	SoilGas	10/09/2017 12:20	GC24 10101723.D	146978

Initial Pressure (psia)	Final Pressure (psia)	Analyst(s)
11.60	23.13	HK

Analytes	Result	RL	DF	Date Analyzed
Vinyl Acetate	ND	18	1	10/11/2017 20:21
Vinyl Chloride	ND	1.3	1	10/11/2017 20:21
Xylenes, Total	22	6.6	1	10/11/2017 20:21
Surrogates	REC (%)	Limits		
1,2-DCA-d4	100	70-130		10/11/2017 20:21
Toluene-d8	101	70-130		10/11/2017 20:21
4-BFB	93	70-130		10/11/2017 20:21



Analytical Report

Client: Pangea Environmental Svcs., Inc.
Date Received: 10/9/17 18:30
Date Prepared: 10/11/17-10/12/17
Project: 1716 Webster- CCI

WorkOrder: 1710363
Extraction Method: TO15
Analytical Method: TO15
Unit: µg/m³

Volatile Organic Compounds

Client ID	Lab ID	Matrix	Date Collected	Instrument	Batch ID
SV-3	1710363-003A	SoilGas	10/09/2017 11:34	GC24 10121711.D	146978

Initial Pressure (psia)	Final Pressure (psia)	Analyst(s)
11.92	23.79	HK

Analytes	Result	RL	DF	Date Analyzed
Acetone	ND	60	1	10/12/2017 20:34
Acrolein	ND	5.8	1	10/12/2017 20:34
Acrylonitrile	ND	1.1	1	10/12/2017 20:34
tert-Amyl methyl ether (TAME)	ND	2.1	1	10/12/2017 20:34
Benzene	ND	1.6	1	10/12/2017 20:34
Benzyl chloride	ND	2.6	1	10/12/2017 20:34
Bromodichloromethane	ND	3.5	1	10/12/2017 20:34
Bromoform	ND	5.2	1	10/12/2017 20:34
Bromomethane	ND	2.0	1	10/12/2017 20:34
1,3-Butadiene	ND	1.1	1	10/12/2017 20:34
2-Butanone (MEK)	ND	75	1	10/12/2017 20:34
t-Butyl alcohol (TBA)	ND	31	1	10/12/2017 20:34
Carbon Disulfide	ND	1.6	1	10/12/2017 20:34
Carbon Tetrachloride	ND	3.2	1	10/12/2017 20:34
Chlorobenzene	ND	2.4	1	10/12/2017 20:34
Chloroethane	ND	1.3	1	10/12/2017 20:34
Chloroform	ND	2.4	1	10/12/2017 20:34
Chloromethane	ND	1.0	1	10/12/2017 20:34
Cyclohexane	ND	18	1	10/12/2017 20:34
Dibromochloromethane	ND	4.4	1	10/12/2017 20:34
1,2-Dibromo-3-chloropropane	ND	0.12	1	10/12/2017 20:34
1,2-Dibromoethane (EDB)	ND	3.9	1	10/12/2017 20:34
1,2-Dichlorobenzene	ND	3.0	1	10/12/2017 20:34
1,3-Dichlorobenzene	ND	3.0	1	10/12/2017 20:34
1,4-Dichlorobenzene	ND	3.0	1	10/12/2017 20:34
Dichlorodifluoromethane	2.6	2.5	1	10/12/2017 20:34
1,1-Dichloroethane	ND	2.0	1	10/12/2017 20:34
1,2-Dichloroethane (1,2-DCA)	ND	2.0	1	10/12/2017 20:34
1,1-Dichloroethene	ND	2.0	1	10/12/2017 20:34
cis-1,2-Dichloroethene	ND	2.0	1	10/12/2017 20:34
trans-1,2-Dichloroethene	ND	2.0	1	10/12/2017 20:34
1,2-Dichloropropane	ND	2.4	1	10/12/2017 20:34
cis-1,3-Dichloropropene	ND	2.3	1	10/12/2017 20:34

(Cont.)

Angela Rydelius, Lab Manager



Analytical Report

Client: Pangea Environmental Svcs., Inc.
Date Received: 10/9/17 18:30
Date Prepared: 10/11/17-10/12/17
Project: 1716 Webster- CCI

WorkOrder: 1710363
Extraction Method: TO15
Analytical Method: TO15
Unit: µg/m³

Volatile Organic Compounds

Client ID	Lab ID	Matrix	Date Collected	Instrument	Batch ID
SV-3	1710363-003A	SoilGas	10/09/2017 11:34	GC24 10121711.D	146978

Initial Pressure (psia)	Final Pressure (psia)	Analyst(s)
11.92	23.79	HK

Analytes	Result	RL	DF	Date Analyzed
trans-1,3-Dichloropropene	ND	2.3	1	10/12/2017 20:34
1,2-Dichloro-1,1,2,2-tetrafluoroethane	ND	3.6	1	10/12/2017 20:34
Diisopropyl ether (DIPE)	ND	2.1	1	10/12/2017 20:34
1,4-Dioxane	ND	1.8	1	10/12/2017 20:34
Ethanol	ND	96	1	10/12/2017 20:34
Ethyl acetate	ND	1.8	1	10/12/2017 20:34
Ethyl tert-butyl ether (ETBE)	ND	2.1	1	10/12/2017 20:34
Ethylbenzene	4.0	2.2	1	10/12/2017 20:34
4-Ethyltoluene	4.2	2.5	1	10/12/2017 20:34
Freon 113	ND	3.9	1	10/12/2017 20:34
Heptane	ND	21	1	10/12/2017 20:34
Hexachlorobutadiene	ND	5.4	1	10/12/2017 20:34
Hexane	ND	18	1	10/12/2017 20:34
2-Hexanone	ND	2.1	1	10/12/2017 20:34
4-Methyl-2-pentanone (MIBK)	13	2.1	1	10/12/2017 20:34
Methyl-t-butyl ether (MTBE)	ND	1.8	1	10/12/2017 20:34
Methylene chloride	ND	8.8	1	10/12/2017 20:34
Methyl methacrylate	ND	2.1	1	10/12/2017 20:34
Naphthalene	ND	5.3	1	10/12/2017 20:34
Propene	ND	88	1	10/12/2017 20:34
Styrene	ND	2.2	1	10/12/2017 20:34
1,1,1,2-Tetrachloroethane	ND	3.5	1	10/12/2017 20:34
1,1,2,2-Tetrachloroethane	ND	3.5	1	10/12/2017 20:34
Tetrachloroethene	6.4	3.4	1	10/12/2017 20:34
Tetrahydrofuran	ND	3.0	1	10/12/2017 20:34
Toluene	8.6	1.9	1	10/12/2017 20:34
1,2,4-Trichlorobenzene	ND	3.8	1	10/12/2017 20:34
1,1,1-Trichloroethane	ND	2.8	1	10/12/2017 20:34
1,1,2-Trichloroethane	ND	2.8	1	10/12/2017 20:34
Trichloroethene	ND	2.8	1	10/12/2017 20:34
Trichlorofluoromethane	ND	2.8	1	10/12/2017 20:34
1,2,4-Trimethylbenzene	12	2.5	1	10/12/2017 20:34
1,3,5-Trimethylbenzene	3.9	2.5	1	10/12/2017 20:34

(Cont.)

Angela Rydelius, Lab Manager



Analytical Report

Client: Pangea Environmental Svcs., Inc.
Date Received: 10/9/17 18:30
Date Prepared: 10/11/17-10/12/17
Project: 1716 Webster- CCI

WorkOrder: 1710363
Extraction Method: TO15
Analytical Method: TO15
Unit: µg/m³

Volatile Organic Compounds

Client ID	Lab ID	Matrix	Date Collected	Instrument	Batch ID
SV-3	1710363-003A	SoilGas	10/09/2017 11:34	GC24 10121711.D	146978

Initial Pressure (psia)	Final Pressure (psia)	Analyst(s)
11.92	23.79	HK

Analytes	Result	RL	DF	Date Analyzed
Vinyl Acetate	ND	18	1	10/12/2017 20:34
Vinyl Chloride	ND	1.3	1	10/12/2017 20:34
Xylenes, Total	28	6.6	1	10/12/2017 20:34
Surrogates	REC (%)	Limits		
1,2-DCA-d4	94	70-130		10/12/2017 20:34
Toluene-d8	101	70-130		10/12/2017 20:34
4-BFB	100	70-130		10/12/2017 20:34



Analytical Report

Client: Pangea Environmental Svcs., Inc.
Date Received: 10/9/17 18:30
Date Prepared: 10/11/17-10/12/17
Project: 1716 Webster- CCI

WorkOrder: 1710363
Extraction Method: TO15
Analytical Method: TO15
Unit: µg/m³

Volatile Organic Compounds

Client ID	Lab ID	Matrix	Date Collected	Instrument	Batch ID
SV-1 Dup	1710363-004A	SoilGas	10/09/2017 13:40	GC24 10101721.D	146978

Initial Pressure (psia)	Final Pressure (psia)	Analyst(s)
12.04	24.07	HK

Analytes	Result	RL	DF	Date Analyzed
Acetone	ND	60	1	10/11/2017 19:00
Acrolein	ND	5.8	1	10/11/2017 19:00
Acrylonitrile	ND	1.1	1	10/11/2017 19:00
tert-Amyl methyl ether (TAME)	ND	2.1	1	10/11/2017 19:00
Benzene	ND	1.6	1	10/11/2017 19:00
Benzyl chloride	ND	2.6	1	10/11/2017 19:00
Bromodichloromethane	ND	3.5	1	10/11/2017 19:00
Bromoform	ND	5.2	1	10/11/2017 19:00
Bromomethane	ND	2.0	1	10/11/2017 19:00
1,3-Butadiene	ND	1.1	1	10/11/2017 19:00
2-Butanone (MEK)	ND	75	1	10/11/2017 19:00
t-Butyl alcohol (TBA)	ND	31	1	10/11/2017 19:00
Carbon Disulfide	ND	1.6	1	10/11/2017 19:00
Carbon Tetrachloride	ND	3.2	1	10/11/2017 19:00
Chlorobenzene	ND	2.4	1	10/11/2017 19:00
Chloroethane	ND	1.3	1	10/11/2017 19:00
Chloroform	3.2	2.4	1	10/11/2017 19:00
Chloromethane	ND	1.0	1	10/11/2017 19:00
Cyclohexane	ND	18	1	10/11/2017 19:00
Dibromochloromethane	ND	4.4	1	10/11/2017 19:00
1,2-Dibromo-3-chloropropane	ND	0.70	1	10/11/2017 19:00
1,2-Dibromoethane (EDB)	ND	3.9	1	10/11/2017 19:00
1,2-Dichlorobenzene	ND	3.0	1	10/11/2017 19:00
1,3-Dichlorobenzene	ND	3.0	1	10/11/2017 19:00
1,4-Dichlorobenzene	ND	3.0	1	10/11/2017 19:00
Dichlorodifluoromethane	3.3	2.5	1	10/11/2017 19:00
1,1-Dichloroethane	ND	2.0	1	10/11/2017 19:00
1,2-Dichloroethane (1,2-DCA)	ND	2.0	1	10/11/2017 19:00
1,1-Dichloroethene	ND	2.0	1	10/11/2017 19:00
cis-1,2-Dichloroethene	ND	2.0	1	10/11/2017 19:00
trans-1,2-Dichloroethene	ND	2.0	1	10/11/2017 19:00
1,2-Dichloropropane	ND	2.4	1	10/11/2017 19:00
cis-1,3-Dichloropropene	ND	2.3	1	10/11/2017 19:00

(Cont.)

 Angela Rydelius, Lab Manager



Analytical Report

Client: Pangea Environmental Svcs., Inc.
Date Received: 10/9/17 18:30
Date Prepared: 10/11/17-10/12/17
Project: 1716 Webster- CCI

WorkOrder: 1710363
Extraction Method: TO15
Analytical Method: TO15
Unit: µg/m³

Volatile Organic Compounds

Client ID	Lab ID	Matrix	Date Collected	Instrument	Batch ID
SV-1 Dup	1710363-004A	SoilGas	10/09/2017 13:40	GC24 10101721.D	146978

Initial Pressure (psia)	Final Pressure (psia)	Analyst(s)
12.04	24.07	HK

Analytes	Result	RL	DF	Date Analyzed
trans-1,3-Dichloropropene	ND	2.3	1	10/11/2017 19:00
1,2-Dichloro-1,1,2,2-tetrafluoroethane	ND	3.6	1	10/11/2017 19:00
Diisopropyl ether (DIPE)	ND	2.1	1	10/11/2017 19:00
1,4-Dioxane	ND	1.8	1	10/11/2017 19:00
Ethanol	ND	96	1	10/11/2017 19:00
Ethyl acetate	ND	1.8	1	10/11/2017 19:00
Ethyl tert-butyl ether (ETBE)	ND	2.1	1	10/11/2017 19:00
Ethylbenzene	3.2	2.2	1	10/11/2017 19:00
4-Ethyltoluene	4.3	2.5	1	10/11/2017 19:00
Freon 113	ND	3.9	1	10/11/2017 19:00
Heptane	ND	21	1	10/11/2017 19:00
Hexachlorobutadiene	ND	5.4	1	10/11/2017 19:00
Hexane	ND	18	1	10/11/2017 19:00
2-Hexanone	2.9	2.1	1	10/11/2017 19:00
4-Methyl-2-pentanone (MIBK)	8.1	2.1	1	10/11/2017 19:00
Methyl-t-butyl ether (MTBE)	ND	1.8	1	10/11/2017 19:00
Methylene chloride	ND	8.8	1	10/11/2017 19:00
Methyl methacrylate	ND	2.1	1	10/11/2017 19:00
Naphthalene	ND	5.3	1	10/11/2017 19:00
Propene	ND	88	1	10/11/2017 19:00
Styrene	ND	2.2	1	10/11/2017 19:00
1,1,1,2-Tetrachloroethane	ND	3.5	1	10/11/2017 19:00
1,1,2,2-Tetrachloroethane	ND	3.5	1	10/11/2017 19:00
Tetrachloroethene	19	3.4	1	10/11/2017 19:00
Tetrahydrofuran	ND	3.0	1	10/11/2017 19:00
Toluene	6.1	1.9	1	10/11/2017 19:00
1,2,4-Trichlorobenzene	ND	3.8	1	10/11/2017 19:00
1,1,1-Trichloroethane	ND	2.8	1	10/11/2017 19:00
1,1,2-Trichloroethane	ND	2.8	1	10/11/2017 19:00
Trichloroethene	ND	2.8	1	10/11/2017 19:00
Trichlorofluoromethane	11	2.8	1	10/11/2017 19:00
1,2,4-Trimethylbenzene	12	2.5	1	10/11/2017 19:00
1,3,5-Trimethylbenzene	4.2	2.5	1	10/11/2017 19:00

(Cont.)

 Angela Rydelius, Lab Manager



Analytical Report

Client: Pangea Environmental Svcs., Inc.
Date Received: 10/9/17 18:30
Date Prepared: 10/11/17-10/12/17
Project: 1716 Webster- CCI

WorkOrder: 1710363
Extraction Method: TO15
Analytical Method: TO15
Unit: µg/m³

Volatile Organic Compounds

Client ID	Lab ID	Matrix	Date Collected	Instrument	Batch ID
SV-1 Dup	1710363-004A	SoilGas	10/09/2017 13:40	GC24 10101721.D	146978

Initial Pressure (psia)	Final Pressure (psia)	Analyst(s)
12.04	24.07	HK

Analytes	Result	RL	DF	Date Analyzed
Vinyl Acetate	ND	18	1	10/11/2017 19:00
Vinyl Chloride	ND	1.3	1	10/11/2017 19:00
Xylenes, Total	24	6.6	1	10/11/2017 19:00
Surrogates	REC (%)	Limits		
1,2-DCA-d4	98	70-130		10/11/2017 19:00
Toluene-d8	102	70-130		10/11/2017 19:00
4-BFB	100	70-130		10/11/2017 19:00

 Angela Rydelius, Lab Manager



Analytical Report

Client: Pangea Environmental Svcs., Inc.
Date Received: 10/9/17 18:30
Date Prepared: 10/10/17
Project: 1716 Webster- CCI

WorkOrder: 1710363
Extraction Method: TO17
Analytical Method: TO17
Unit: µg/m³

Volatile Organic Compounds by TO17

Client ID	Lab ID	Matrix	Date Collected	Instrument	Batch ID
SV-1	1710363-001B	Air	10/09/2017 13:40	GC37 F1010171207.D	146884

Analytes	Result	RL	DF	Sample Volume	Date Analyzed
Naphthalene	ND	2.0	1	1 L	10/10/2017 21:05

Surrogates	REC (%)	Limits	
4-BFB	100	70-130	10/10/2017 21:05

Analyst(s): KBO

Client ID	Lab ID	Matrix	Date Collected	Instrument	Batch ID
SV-2	1710363-002B	Air	10/09/2017 12:20	GC37 F1010171208.D	146884

Analytes	Result	RL	DF	Sample Volume	Date Analyzed
Naphthalene	ND	2.0	1	1 L	10/10/2017 21:49

Surrogates	REC (%)	Limits	
4-BFB	102	70-130	10/10/2017 21:49

Analyst(s): KBO

 Angela Rydelius, Lab Manager




Quality Control Report

Client: Pangea Environmental Svcs., Inc.
Date Prepared: 10/10/17
Date Analyzed: 10/10/17
Instrument: GC26
Matrix: SoilGas
Project: 1716 Webster- CCI

WorkOrder: 1710363
BatchID: 146830
Extraction Method: ASTM D 1946-90
Analytical Method: ASTM D 1946-90
Unit: %
Sample ID: MB/LCS-146830

QC Summary Report for ASTM D1946-90

Analyte	MB Result	LCS Result	RL	SPK Val	MB SS %REC	LCS %REC	LCS Limits
Oxygen	ND	0.570	0.20	0.70	-	81	70-130

 QA/QC Officer




Quality Control Report

Client:	Pangea Environmental Svcs., Inc.	WorkOrder:	1710363
Date Prepared:	10/10/17	BatchID:	147119
Date Analyzed:	10/10/17	Extraction Method:	ASTM D 1946-90
Instrument:	GC26	Analytical Method:	ASTM D 1946-90
Matrix:	SoilGas	Unit:	%
Project:	1716 Webster- CCI	Sample ID:	MB/LCS-147119

QC Summary Report for ASTM D1946-90

Analyte	MB Result	LCS Result	RL	SPK Val	MB SS %REC	LCS %REC	LCS Limits
Carbon Dioxide	ND	0.00921	0.0020	0.010	-	92	70-130
Methane	ND	0.00879	0.00010	0.010	-	88	70-130

 QA/QC Officer



Quality Control Report

Client: Pangea Environmental Svcs., Inc.
Date Prepared: 10/10/17 - 10/11/17
Date Analyzed: 10/10/17 - 10/11/17
Instrument: GC24
Matrix: SoilGas
Project: 1716 Webster- CCI

WorkOrder: 1710363
BatchID: 146978
Extraction Method: TO15
Analytical Method: TO15
Unit: µg/m³
Sample ID: MB/LCS-146978

QC Summary Report for TO15

Analyte	MB Result	LCS Result	RL	SPK Val	MB SS %REC	LCS %REC	LCS Limits
Acetone	ND	61.4	30	60	-	102	60-140
Acrolein	ND	46.7	2.9	58.25	-	80	60-140
Acrylonitrile	ND	54.9	0.55	55	-	100	60-140
tert-Amyl methyl ether (TAME)	ND	110	1.0	105	-	105	60-140
Benzene	ND	78.8	0.80	80	-	98	60-140
Benzyl chloride	ND	86.9	1.3	132.5	-	66	60-140
Bromodichloromethane	ND	196	1.8	175	-	112	60-140
Bromoform	ND	276	2.6	262.5	-	105	60-140
Bromomethane	ND	101	1.0	97.5	-	103	60-140
1,3-Butadiene	ND	56.2	0.55	55	-	102	60-140
2-Butanone (MEK)	ND	74.4	38	75	-	99	60-140
t-Butyl alcohol (TBA)	ND	77.0	16	77.5	-	99	60-140
Carbon Disulfide	ND	79.2	0.80	80	-	99	60-140
Carbon Tetrachloride	ND	189	1.6	160	-	118	60-140
Chlorobenzene	ND	116	1.2	117.5	-	99	60-140
Chloroethane	ND	66.5	0.65	67.5	-	99	60-140
Chloroform	ND	108	1.2	122.5	-	88	60-140
Chloromethane	ND	48.2	0.50	52.5	-	92	60-140
Cyclohexane	ND	84.5	9.0	87.5	-	97	60-140
Dibromochloromethane	ND	239	2.2	217.5	-	110	60-140
1,2-Dibromo-3-chloropropane	ND	299	0.060	245	-	122	60-140
1,2-Dibromoethane (EDB)	ND	182	2.0	195	-	93	60-140
1,2-Dichlorobenzene	ND	158	1.5	152.5	-	103	60-140
1,3-Dichlorobenzene	ND	157	1.5	152.5	-	103	60-140
1,4-Dichlorobenzene	ND	155	1.5	152.5	-	102	60-140
Dichlorodifluoromethane	ND	116	1.2	125	-	93	60-140
1,1-Dichloroethane	ND	98.7	1.0	102.5	-	96	60-140
1,2-Dichloroethane (1,2-DCA)	ND	86.7	1.0	102.5	-	85	60-140
1,1-Dichloroethene	ND	89.7	1.0	100	-	90	60-140
cis-1,2-Dichloroethene	ND	96.8	1.0	100	-	97	60-140
trans-1,2-Dichloroethene	ND	96.8	1.0	100	-	97	60-140
1,2-Dichloropropane	ND	120	1.2	117.5	-	103	60-140
cis-1,3-Dichloropropene	ND	124	1.2	115	-	107	60-140
trans-1,3-Dichloropropene	ND	122	1.2	115	-	106	60-140
1,2-Dichloro-1,1,2,2-tetrafluoroethane	ND	168	1.8	177.5	-	95	60-140
Diisopropyl ether (DIPE)	ND	97.8	1.0	105	-	93	60-140
1,4-Dioxane	ND	113	0.90	92.5	-	122	60-140

(Cont.)

 QA/QC Officer



Quality Control Report

Client: Pangea Environmental Svcs., Inc.
Date Prepared: 10/10/17 - 10/11/17
Date Analyzed: 10/10/17 - 10/11/17
Instrument: GC24
Matrix: SoilGas
Project: 1716 Webster- CCI

WorkOrder: 1710363
BatchID: 146978
Extraction Method: TO15
Analytical Method: TO15
Unit: µg/m³
Sample ID: MB/LCS-146978

QC Summary Report for TO15

Analyte	MB Result	LCS Result	RL	SPK Val	MB SS %REC	LCS %REC	LCS Limits
Ethanol	ND	ND	48	47.5	-	95	60-140
Ethyl acetate	ND	92.7	0.90	92.5	-	100	60-140
Ethyl tert-butyl ether (ETBE)	ND	98.8	1.0	105	-	94	60-140
Ethylbenzene	ND	108	1.1	110	-	98	60-140
4-Ethyltoluene	ND	127	1.2	125	-	102	60-140
Freon 113	ND	183	2.0	195	-	94	60-140
Heptane	ND	110	10	105	-	104	60-140
Hexachlorobutadiene	ND	288	2.7	270	-	107	60-140
Hexane	ND	88.3	9.0	90	-	98	60-140
2-Hexanone	ND	114	1.0	105	-	109	60-140
Isopropyl Alcohol	ND	64.0	25	62.5	-	102	60-140
4-Methyl-2-pentanone (MIBK)	ND	111	1.0	105	-	106	60-140
Methyl-t-butyl ether (MTBE)	ND	88.2	0.90	92.5	-	95	60-140
Methylene chloride	ND	78.0	4.4	87.5	-	89	60-140
Methyl methacrylate	ND	111	1.0	104	-	107	60-140
Naphthalene	ND	295	2.6	265	-	111	60-140
Propene	ND	ND	44	42.5	-	93	60-140
Styrene	ND	103	1.1	107.5	-	96	60-140
1,1,1,2-Tetrachloroethane	ND	172	1.8	175	-	98	60-140
1,1,2,2-Tetrachloroethane	ND	179	1.8	175	-	102	60-140
Tetrachloroethene	ND	160	1.7	172	-	93	60-140
Tetrahydrofuran	ND	69.5	1.5	75	-	93	60-140
Toluene	ND	94.2	0.95	95	-	99	60-140
1,2,4-Trichlorobenzene	ND	208	1.9	187.5	-	111	60-140
1,1,1-Trichloroethane	ND	154	1.4	137.5	-	112	60-140
1,1,2-Trichloroethane	ND	134	1.4	137.5	-	97	60-140
Trichloroethene	ND	140	1.4	137.5	-	102	60-140
Trichlorofluoromethane	ND	133	1.4	142.5	-	93	60-140
1,2,4-Trimethylbenzene	ND	126	1.2	125	-	101	60-140
1,3,5-Trimethylbenzene	ND	124	1.2	125	-	99	60-140
Vinyl Acetate	ND	82.4	9.0	90	-	92	60-140
Vinyl Chloride	ND	66.1	0.65	65	-	102	60-140
Xylenes, Total	ND	324	3.3	330	-	98	60-140

(Cont.)

 QA/QC Officer



Quality Control Report

Client: Pangea Environmental Svcs., Inc.	WorkOrder: 1710363
Date Prepared: 10/10/17 - 10/11/17	BatchID: 146978
Date Analyzed: 10/10/17 - 10/11/17	Extraction Method: TO15
Instrument: GC24	Analytical Method: TO15
Matrix: SoilGas	Unit: µg/m ³
Project: 1716 Webster- CCI	Sample ID: MB/LCS-146978

QC Summary Report for TO15

Analyte	MB Result	LCS Result	RL	SPK Val	MB SS %REC	LCS %REC	LCS Limits
Surrogate Recovery							
1,2-DCA-d4	472.5	500		500	94	100	70-130
Toluene-d8	506.8	510		500	101	102	70-130
4-BFB	500.3	503		500	100	101	70-130

QA/QC Officer




Quality Control Report

Client: Pangea Environmental Svcs., Inc.
Date Prepared: 10/10/17
Date Analyzed: 10/10/17
Instrument: GC37
Matrix: Sorbent Tube
Project: 1716 Webster- CCI

WorkOrder: 1710363
BatchID: 146884
Extraction Method: TO17
Analytical Method: TO17
Unit: µg/m³
Sample ID: MB/LCS-146884

QC Summary Report for VOCs by TO17

Analyte	MB Result	LCS Result	RL	SPK Val	MB SS %REC	LCS %REC	LCS Limits
Naphthalene	ND	58.5	2.0	50	-	117	60-140
Xylenes, Total	ND	173	6.0	150	-	115	60-140
Surrogate Recovery							
4-BFB	93.61	101		100	94	101	70-130

 QA/QC Officer



1534 Willow Pass Rd
Pittsburg, CA 94565-1701
(925) 252-9262

WaterTrax WriteOn EDF

CHAIN-OF-CUSTODY RECORD

WorkOrder: 1710363

ClientCode: PEO

Excel EQulS Email HardCopy ThirdParty J-flag
 Detection Summary Dry-Weight

Report to:

Ron Scheele
Pangea Environmental Svcs., Inc.
1710 Franklin Street, Ste. 200
Oakland, CA 94612
(510) 836-3700 FAX: (510) 836-3709

Email: Rscheele@pangeaenv.com
cc/3rd Party:
PO:
ProjectNo: 1716 Webster- CCI

Bill to:

Bob Clark-Riddell
Pangea Environmental Svcs., Inc.
1710 Franklin Street, Ste. 200
Oakland, CA 94612

Requested TAT: 5 days;

Date Received: 10/09/2017
Date Logged: 10/10/2017

Lab ID	Client ID	Matrix	Collection Date	Hold	Requested Tests (See legend below)													
					1	2	3	4	5	6	7	8	9	10	11	12		
1710363-001	SV-1	Air	10/9/2017 13:40	<input type="checkbox"/>												B		
1710363-001	SV-1	SoilGas	10/9/2017 13:40	<input type="checkbox"/>	A	A			A	A	A	A	A					
1710363-002	SV-2	Air	10/9/2017 12:20	<input type="checkbox"/>												B		
1710363-002	SV-2	SoilGas	10/9/2017 12:20	<input type="checkbox"/>	A	A			A	A	A	A	A					
1710363-003	SV-3	SoilGas	10/9/2017 11:34	<input type="checkbox"/>	A	A			A	A	A	A	A					
1710363-004	SV-1 Dup	SoilGas	10/9/2017 13:40	<input type="checkbox"/>					A	A	A	A	A					
1710363-005	Shroud	SoilGas	10/9/2017 13:20	<input type="checkbox"/>					A	A	A	A	A					
1710363-006	Unused Summa 1	SoilGas	<Not Provided>	<input type="checkbox"/>				A									A	
1710363-007	Unused Summa 2	SoilGas	<Not Provided>	<input type="checkbox"/>				A									A	
1710363-008	Unused Sorbent Tube	Sorbent Tube	<Not Provided>	<input type="checkbox"/>			A											

Test Legend:

1	ATMOSPHERICGAS_SG(%)	2	LG_SUMMA_SOILGAS(%)	3	PRSUMACLEAN	4	PRUNUSEDSUMMA
5	TO15_HIGHLEVEL_SOIL(UG/M3)	6	TO15_HIGHLEVEL-LC_SOIL(UG/M3)	7	TO15_Scan-SIM_SOIL(UG/M3) [N]	8	TO15-8260_SOIL(UG/M3) [N]
9	TO15-LC_SOIL(UG/M3) [N]	10	TO17VOC_ST(UGM3)	11	UNUSED_SUMMA	12	

Prepared by: Jena Alfaro

The following SampIDs: 001A, 002A, 003A, 004A, 005A contain testgroup TO15_SG(UG/M3).

Comments:

NOTE: Soil samples are discarded 60 days after results are reported unless other arrangements are made (Water samples are 30 days).
Hazardous samples will be returned to client or disposed of at client expense.



WORK ORDER SUMMARY

Client Name: PANGEA ENVIRONMENTAL SVCS., INC.

Project: 1716 Webster- CCI

Work Order: 1710363

Client Contact: Ron Scheele

QC Level: LEVEL 2

Contact's Email: Rscheele@pangeaenv.com

Comments:

Date Logged: 10/10/2017

WaterTrax WriteOn EDF Excel Fax Email HardCopy ThirdParty J-flag

Lab ID	Client ID	Matrix	Test Name	Containers /Composites	Bottle & Preservative	De-chlorinated	Collection Date & Time	TAT	Sediment Content	Hold	SubOut		
1710363-001A	SV-1	SoilGas	TO15 for Soil Vapor (Scan-SIM)	1	1L Summa	<input type="checkbox"/>	10/9/2017 13:40	5 days		<input type="checkbox"/>			
			ASTM D1946-90 (CO, CO2, C1-C6) <Carbon Dioxide_2, Methane_4>			<input type="checkbox"/>						5 days	<input type="checkbox"/>
			ASTM D1946-90 (N2 O2) <Oxygen>			<input type="checkbox"/>						5 days	<input type="checkbox"/>
1710363-001B	SV-1	Air	TO17 (VOCs) (µg/m³) <Naphthalene>	1	Sorbent Tube	<input type="checkbox"/>	10/9/2017 13:40	5 days		<input type="checkbox"/>			
1710363-002A	SV-2	SoilGas	TO15 for Soil Vapor (Scan-SIM)	1	1L Summa	<input type="checkbox"/>	10/9/2017 12:20	5 days		<input type="checkbox"/>			
			ASTM D1946-90 (CO, CO2, C1-C6) <Carbon Dioxide_2, Methane_4>			<input type="checkbox"/>						5 days	<input type="checkbox"/>
			ASTM D1946-90 (N2 O2) <Oxygen>			<input type="checkbox"/>						5 days	<input type="checkbox"/>
1710363-002B	SV-2	Air	TO17 (VOCs) (µg/m³) <Naphthalene>	1	Sorbent Tube	<input type="checkbox"/>	10/9/2017 12:20	5 days		<input type="checkbox"/>			
1710363-003A	SV-3	SoilGas	TO15 for Soil Vapor (Scan-SIM)	1	1L Summa	<input type="checkbox"/>	10/9/2017 11:34	5 days		<input type="checkbox"/>			
			ASTM D1946-90 (CO, CO2, C1-C6) <Carbon Dioxide_2, Methane_4>			<input type="checkbox"/>						5 days	<input type="checkbox"/>
			ASTM D1946-90 (N2 O2) <Oxygen>			<input type="checkbox"/>						5 days	<input type="checkbox"/>
1710363-004A	SV-1 Dup	SoilGas	TO15 for Soil Vapor (Scan-SIM)	1	1L Summa	<input type="checkbox"/>	10/9/2017 13:40	5 days		<input type="checkbox"/>			
1710363-005A	Shroud	SoilGas	TO15 for Soil Vapor (Scan-SIM)	1	1L Summa	<input type="checkbox"/>	10/9/2017 13:20	5 days		<input type="checkbox"/>			
1710363-006A	Unused Summa 1	SoilGas	Unused Summa	1	1L Summa	<input type="checkbox"/>	<Not Provided>	5 days		<input type="checkbox"/>			
1710363-007A	Unused Summa 2	SoilGas	Unused Summa	1	1L Summa	<input type="checkbox"/>	<Not Provided>	5 days		<input type="checkbox"/>			

NOTES: - STLC and TCLP extractions require 2 days to complete; therefore, all TATs begin after the extraction is completed (i.e., One-day TAT yields results in 3 days from sample submission).

- MAI assumes that all material present in the provided sampling container is considered part of the sample - MAI does not exclude any material from the sample prior to sample preparation unless requested in writing by the client.



Sample Receipt Checklist

Client Name: Pangea Environmental Svcs., Inc.
Project Name: 1716 Webster- CCI

Date and Time Received 10/9/2017 18:30
Date Logged: 10/10/2017
Received by: Kena Ponce
Logged by: Jena Alfaro

WorkOrder No: 1710363 Matrix: Air/SoilGas/Sorbent Tube
Carrier: Client Drop-In

Chain of Custody (COC) Information

- Chain of custody present? Yes [checked] No []
Chain of custody signed when relinquished and received? Yes [checked] No []
Chain of custody agrees with sample labels? Yes [checked] No []
Sample IDs noted by Client on COC? Yes [checked] No []
Date and Time of collection noted by Client on COC? Yes [checked] No []
Sampler's name noted on COC? Yes [checked] No []
COC agrees with Quote? Yes [] No [] NA [checked]

Sample Receipt Information

- Custody seals intact on shipping container/cooler? Yes [] No [] NA [checked]
Shipping container/cooler in good condition? Yes [checked] No []
Samples in proper containers/bottles? Yes [checked] No []
Sample containers intact? Yes [checked] No []
Sufficient sample volume for indicated test? Yes [checked] No []

Sample Preservation and Hold Time (HT) Information

- All samples received within holding time? Yes [checked] No [] NA []
Sample/Temp Blank temperature Temp: 2.7°C NA []
Water - VOA vials have zero headspace / no bubbles? Yes [] No [] NA [checked]
Sample labels checked for correct preservation? Yes [checked] No []
pH acceptable upon receipt (Metal: <2; 522: <4; 218.7: >8)? Yes [] No [] NA [checked]
Samples Received on Ice? Yes [checked] No []

(Ice Type: WET ICE)

UCMR Samples:

- Total Chlorine tested and acceptable upon receipt for EPA 522? Yes [] No [] NA [checked]
Free Chlorine tested and acceptable upon receipt for EPA 218.7, 300.1, 537, 539? Yes [] No [] NA [checked]

Comments:

Technical Report for

Compliance & Closure, Inc.

T10000005974-Delong Oil; 1716 Webster St, Alameda, CA

12214-2

SGS Accutest Job Number: FA48304

Sampling Date: 10/09/17

Report to:

**Compliance & Closure, Inc
4115 BlackHawk Plaza Circle Suite 100
Danville, CA 94506
gary@cci-envr.com**

ATTN: Gary Mulkey

Total number of pages in report: 70



Test results contained within this data package meet the requirements of the National Environmental Laboratory Accreditation Program and/or state specific certification programs as applicable.

**Caitlin Brice, M.S.
General Manager**

Client Service contact: Elvin Kumar 407-425-6700

Certifications: FL(E83510), LA(03051), KS(E-10327), IL(200063), NC(573), NJ(FL002), NY(12022), SC(96038001)
DoD ELAP(L-A-B L2229), AZ(AZ0806), CA(2937), TX(T104704404), PA(68-03573), VA(460177),
AK, AR, GA, IA, KY, MA, NV, OK, OR, UT, WA

This report shall not be reproduced, except in its entirety, without the written approval of SGS Accutest.
Test results relate only to samples analyzed.

Table of Contents

-1-

Section 1: Sample Summary	3
Section 2: Summary of Hits	4
Section 3: Sample Results	5
3.1: FA48304-1: SB-7-3	6
3.2: FA48304-2: SB-7-7	12
3.3: FA48304-3: SB-7-W	18
Section 4: Misc. Forms	24
4.1: Certification Exceptions	25
4.2: Chain of Custody	26
Section 5: MS Volatiles - QC Data Summaries	29
5.1: Method Blank Summary	30
5.2: Blank Spike Summary	37
5.3: Matrix Spike/Matrix Spike Duplicate Summary	44
Section 6: MS Semi-volatiles - QC Data Summaries	51
6.1: Method Blank Summary	52
6.2: Blank Spike Summary	54
6.3: Matrix Spike/Matrix Spike Duplicate Summary	56
Section 7: GC Volatiles - QC Data Summaries	58
7.1: Method Blank Summary	59
7.2: Blank Spike Summary	61
7.3: Matrix Spike/Matrix Spike Duplicate Summary	63
Section 8: GC/LC Semi-volatiles - QC Data Summaries	65
8.1: Method Blank Summary	66
8.2: Blank Spike Summary	68
8.3: Matrix Spike/Matrix Spike Duplicate Summary	70

1

2

3

4

5

6

7

8



Sample Summary

Compliance & Closure, Inc.

Job No: FA48304

T10000005974-Delong Oil; 1716 Webster St, Alameda, CA
 Project No: 12214-2

Sample Number	Collected		Received	Matrix		Client Sample ID
	Date	Time By		Code	Type	
FA48304-1	10/09/17	09:30 GM	10/11/17	SO	Soil	SB-7-3
FA48304-2	10/09/17	10:00 GM	10/11/17	SO	Soil	SB-7-7
FA48304-3	10/09/17	10:30 GM	10/11/17	AQ	Ground Water	SB-7-W

Soil samples reported on a dry weight basis unless otherwise indicated on result page.

Summary of Hits

Job Number: FA48304
Account: Compliance & Closure, Inc.
Project: T10000005974-Delong Oil; 1716 Webster St, Alameda, CA
Collected: 10/09/17

2

Lab Sample ID	Client Sample ID	Result/ Qual	RL	MDL	Units	Method
FA48304-1	SB-7-3					
Acetone ^a		12.3 J	58	12	ug/kg	SW846 8260B
Methylene Chloride ^b		51.5	12	4.6	ug/kg	SW846 8260B
Fluoranthene		21.8 J	170	17	ug/kg	SW846 8270D
Pyrene		20.6 J	170	19	ug/kg	SW846 8270D
TPH (> C28-C40)		2.70 J	5.0	2.5	mg/kg	SW846 8015C
FA48304-2	SB-7-7					
Acetone ^a		12.7 J	47	9.3	ug/kg	SW846 8260B
Methylene Chloride ^b		29.3	9.3	3.7	ug/kg	SW846 8260B
FA48304-3	SB-7-W					
Acetone		16.0 J	25	10	ug/l	SW846 8260B
Methyl Chloride		1.6 J	2.0	0.50	ug/l	SW846 8260B
TPH (C10-C28)		0.0458 J	0.049	0.020	mg/l	SW846 8015C

(a) Sample was received in a bulk container.

(b) Sample was received in a bulk container. Suspected laboratory contaminant.

Sample Results

Report of Analysis

Report of Analysis

Client Sample ID: SB-7-3		
Lab Sample ID: FA48304-1		Date Sampled: 10/09/17
Matrix: SO - Soil		Date Received: 10/11/17
Method: SW846 8260B		Percent Solids: n/a ^a
Project: T10000005974-Delong Oil; 1716 Webster St, Alameda, CA		

	File ID	DF	Analyzed	By	Prep Date	Prep Batch	Analytical Batch
Run #1 ^b	C0123869.D	1	10/11/17 15:34	EP	n/a	n/a	VC4903
Run #2							

	Initial Weight	Final Volume
Run #1	4.34 g	5.0 ml
Run #2		

VOA 8260 List

CAS No.	Compound	Result	RL	MDL	Units	Q
67-64-1	Acetone	12.3	58	12	ug/kg	J
71-43-2	Benzene	ND	5.8	1.4	ug/kg	
108-86-1	Bromobenzene	ND	5.8	1.2	ug/kg	
74-97-5	Bromochloromethane	ND	5.8	1.7	ug/kg	
75-27-4	Bromodichloromethane	ND	5.8	1.2	ug/kg	
75-25-2	Bromoform	ND	5.8	1.2	ug/kg	
78-93-3	2-Butanone (MEK)	ND	29	8.4	ug/kg	
104-51-8	n-Butylbenzene	ND	5.8	1.2	ug/kg	
135-98-8	sec-Butylbenzene	ND	5.8	1.2	ug/kg	
98-06-6	tert-Butylbenzene	ND	5.8	1.2	ug/kg	
56-23-5	Carbon Tetrachloride	ND	5.8	1.2	ug/kg	
108-90-7	Chlorobenzene	ND	5.8	1.2	ug/kg	
75-00-3	Chloroethane	ND	5.8	2.3	ug/kg	
67-66-3	Chloroform	ND	5.8	1.5	ug/kg	
95-49-8	o-Chlorotoluene	ND	5.8	1.2	ug/kg	
106-43-4	p-Chlorotoluene	ND	5.8	1.2	ug/kg	
124-48-1	Dibromochloromethane	ND	5.8	1.2	ug/kg	
96-12-8	1,2-Dibromo-3-chloropropane	ND	5.8	2.2	ug/kg	
106-93-4	1,2-Dibromoethane	ND	5.8	1.2	ug/kg	
75-71-8	Dichlorodifluoromethane	ND	5.8	2.3	ug/kg	
95-50-1	1,2-Dichlorobenzene	ND	5.8	1.2	ug/kg	
541-73-1	1,3-Dichlorobenzene	ND	5.8	1.2	ug/kg	
106-46-7	1,4-Dichlorobenzene	ND	5.8	1.3	ug/kg	
75-34-3	1,1-Dichloroethane	ND	5.8	2.0	ug/kg	
107-06-2	1,2-Dichloroethane	ND	5.8	1.2	ug/kg	
75-35-4	1,1-Dichloroethylene	ND	5.8	1.2	ug/kg	
156-59-2	cis-1,2-Dichloroethylene	ND	5.8	1.6	ug/kg	
156-60-5	trans-1,2-Dichloroethylene	ND	5.8	1.2	ug/kg	
78-87-5	1,2-Dichloropropane	ND	5.8	1.2	ug/kg	
142-28-9	1,3-Dichloropropane	ND	5.8	1.2	ug/kg	
594-20-7	2,2-Dichloropropane	ND	5.8	1.2	ug/kg	
563-58-6	1,1-Dichloropropene	ND	5.8	1.2	ug/kg	

ND = Not detected MDL = Method Detection Limit

J = Indicates an estimated value

RL = Reporting Limit

B = Indicates analyte found in associated method blank

E = Indicates value exceeds calibration range

N = Indicates presumptive evidence of a compound

Report of Analysis

Client Sample ID: SB-7-3	
Lab Sample ID: FA48304-1	Date Sampled: 10/09/17
Matrix: SO - Soil	Date Received: 10/11/17
Method: SW846 8260B	Percent Solids: n/a ^a
Project: T10000005974-Delong Oil; 1716 Webster St, Alameda, CA	

VOA 8260 List

CAS No.	Surrogate Recoveries	Run# 1	Run# 2	Limits
2037-26-5	Toluene-D8	101%		75-126%
460-00-4	4-Bromofluorobenzene	96%		71-133%

- (a) All results reported on a wet weight basis.
- (b) Sample was received in a bulk container.
- (c) Suspected laboratory contaminant.

ND = Not detected MDL = Method Detection Limit
 RL = Reporting Limit

J = Indicates an estimated value
 B = Indicates analyte found in associated method blank
 N = Indicates presumptive evidence of a compound

Report of Analysis

Client Sample ID: SB-7-3		
Lab Sample ID: FA48304-1		Date Sampled: 10/09/17
Matrix: SO - Soil		Date Received: 10/11/17
Method: SW846 8270D SW846 3550C		Percent Solids: n/a ^a
Project: T10000005974-Delong Oil; 1716 Webster St, Alameda, CA		

Run #1	File ID	DF	Analyzed	By	Prep Date	Prep Batch	Analytical Batch
Run #1	X056549.D	1	10/20/17 16:15	MV	10/17/17 08:50	OP67244	SX2383
Run #2							

Run #1	Initial Weight	Final Volume
Run #1	30.1 g	1.0 ml
Run #2		

BN PAH List

CAS No.	Compound	Result	RL	MDL	Units	Q
83-32-9	Acenaphthene	ND	170	18	ug/kg	
208-96-8	Acenaphthylene	ND	170	17	ug/kg	
120-12-7	Anthracene	ND	170	19	ug/kg	
56-55-3	Benzo(a)anthracene	ND	170	17	ug/kg	
50-32-8	Benzo(a)pyrene	ND	170	20	ug/kg	
205-99-2	Benzo(b)fluoranthene	ND	170	18	ug/kg	
191-24-2	Benzo(g,h,i)perylene	ND	170	17	ug/kg	
207-08-9	Benzo(k)fluoranthene	ND	170	22	ug/kg	
218-01-9	Chrysene	ND	170	17	ug/kg	
53-70-3	Dibenzo(a,h)anthracene	ND	170	21	ug/kg	
206-44-0	Fluoranthene	21.8	170	17	ug/kg	J
86-73-7	Fluorene	ND	170	18	ug/kg	
193-39-5	Indeno(1,2,3-cd)pyrene	ND	170	20	ug/kg	
90-12-0	1-Methylnaphthalene	ND	170	17	ug/kg	
91-57-6	2-Methylnaphthalene	ND	170	17	ug/kg	
91-20-3	Naphthalene	ND	170	17	ug/kg	
85-01-8	Phenanthrene	ND	170	17	ug/kg	
129-00-0	Pyrene	20.6	170	19	ug/kg	J

CAS No.	Surrogate Recoveries	Run# 1	Run# 2	Limits
4165-60-0	Nitrobenzene-d5	82%		40-105%
321-60-8	2-Fluorobiphenyl	87%		43-107%
1718-51-0	Terphenyl-d14	93%		45-119%

(a) All results reported on a wet weight basis.

ND = Not detected MDL = Method Detection Limit J = Indicates an estimated value
 RL = Reporting Limit B = Indicates analyte found in associated method blank
 E = Indicates value exceeds calibration range N = Indicates presumptive evidence of a compound

Report of Analysis

3.1
3

Client Sample ID: SB-7-3	Date Sampled: 10/09/17
Lab Sample ID: FA48304-1	Date Received: 10/11/17
Matrix: SO - Soil	Percent Solids: n/a ^a
Method: SW846 8015C	
Project: T10000005974-Delong Oil; 1716 Webster St, Alameda, CA	

	File ID	DF	Analyzed	By	Prep Date	Prep Batch	Analytical Batch
Run #1	CD146531.D	1	10/13/17 19:17	EG	n/a	n/a	GCD6112
Run #2							

	Initial Weight	Final Volume	Methanol Aliquot
Run #1	4.66 g	5.0 ml	100 ul
Run #2			

CAS No.	Compound	Result	RL	MDL	Units	Q
	TPH-GRO (C6-C10)	ND	5.4	2.7	mg/kg	
CAS No.	Surrogate Recoveries	Run# 1	Run# 2	Limits		
460-00-4	4-Bromofluorobenzene	90%		56-149%		
98-08-8	aaa-Trifluorotoluene	75%		66-132%		

(a) All results reported on a wet weight basis.

ND = Not detected	MDL = Method Detection Limit	J = Indicates an estimated value
RL = Reporting Limit		B = Indicates analyte found in associated method blank
E = Indicates value exceeds calibration range		N = Indicates presumptive evidence of a compound

Report of Analysis

3.1
3

Client Sample ID: SB-7-3	Date Sampled: 10/09/17
Lab Sample ID: FA48304-1	Date Received: 10/11/17
Matrix: SO - Soil	Percent Solids: n/a ^a
Method: SW846 8015C SW846 3546	
Project: T10000005974-Delong Oil; 1716 Webster St, Alameda, CA	

	File ID	DF	Analyzed	By	Prep Date	Prep Batch	Analytical Batch
Run #1	WW13066.D	1	10/24/17 01:21	SJL	10/19/17 13:54	OP67285	GWW542
Run #2							

	Initial Weight	Final Volume
Run #1	20.2 g	1.0 ml
Run #2		

TPH Extractable w/ Silica Gel Cleanup

CAS No.	Compound	Result	RL	MDL	Units	Q
	TPH (C10-C28)	ND	5.0	2.5	mg/kg	
	TPH (> C28-C40)	2.70	5.0	2.5	mg/kg	J

CAS No.	Surrogate Recoveries	Run# 1	Run# 2	Limits
84-15-1	o-Terphenyl	70%		56-122%

(a) All results reported on a wet weight basis.

ND = Not detected MDL = Method Detection Limit J = Indicates an estimated value
 RL = Reporting Limit B = Indicates analyte found in associated method blank
 E = Indicates value exceeds calibration range N = Indicates presumptive evidence of a compound

Report of Analysis

Client Sample ID: SB-7-7		
Lab Sample ID: FA48304-2		Date Sampled: 10/09/17
Matrix: SO - Soil		Date Received: 10/11/17
Method: SW846 8260B		Percent Solids: n/a ^a
Project: T10000005974-Delong Oil; 1716 Webster St, Alameda, CA		

Run #	File ID	DF	Analyzed	By	Prep Date	Prep Batch	Analytical Batch
Run #1 ^b	C0123870.D	1	10/11/17 15:58	EP	n/a	n/a	VC4903
Run #2							

Run #	Initial Weight	Final Volume
Run #1	5.37 g	5.0 ml
Run #2		

VOA 8260 List

CAS No.	Compound	Result	RL	MDL	Units	Q
67-64-1	Acetone	12.7	47	9.3	ug/kg	J
71-43-2	Benzene	ND	4.7	1.1	ug/kg	
108-86-1	Bromobenzene	ND	4.7	0.93	ug/kg	
74-97-5	Bromochloromethane	ND	4.7	1.4	ug/kg	
75-27-4	Bromodichloromethane	ND	4.7	0.93	ug/kg	
75-25-2	Bromoform	ND	4.7	0.93	ug/kg	
78-93-3	2-Butanone (MEK)	ND	23	6.8	ug/kg	
104-51-8	n-Butylbenzene	ND	4.7	0.93	ug/kg	
135-98-8	sec-Butylbenzene	ND	4.7	0.93	ug/kg	
98-06-6	tert-Butylbenzene	ND	4.7	0.93	ug/kg	
56-23-5	Carbon Tetrachloride	ND	4.7	0.95	ug/kg	
108-90-7	Chlorobenzene	ND	4.7	0.93	ug/kg	
75-00-3	Chloroethane	ND	4.7	1.9	ug/kg	
67-66-3	Chloroform	ND	4.7	1.2	ug/kg	
95-49-8	o-Chlorotoluene	ND	4.7	0.93	ug/kg	
106-43-4	p-Chlorotoluene	ND	4.7	0.93	ug/kg	
124-48-1	Dibromochloromethane	ND	4.7	0.93	ug/kg	
96-12-8	1,2-Dibromo-3-chloropropane	ND	4.7	1.8	ug/kg	
106-93-4	1,2-Dibromoethane	ND	4.7	0.93	ug/kg	
75-71-8	Dichlorodifluoromethane	ND	4.7	1.9	ug/kg	
95-50-1	1,2-Dichlorobenzene	ND	4.7	0.93	ug/kg	
541-73-1	1,3-Dichlorobenzene	ND	4.7	0.93	ug/kg	
106-46-7	1,4-Dichlorobenzene	ND	4.7	1.1	ug/kg	
75-34-3	1,1-Dichloroethane	ND	4.7	1.6	ug/kg	
107-06-2	1,2-Dichloroethane	ND	4.7	0.93	ug/kg	
75-35-4	1,1-Dichloroethylene	ND	4.7	0.93	ug/kg	
156-59-2	cis-1,2-Dichloroethylene	ND	4.7	1.3	ug/kg	
156-60-5	trans-1,2-Dichloroethylene	ND	4.7	0.93	ug/kg	
78-87-5	1,2-Dichloropropane	ND	4.7	0.93	ug/kg	
142-28-9	1,3-Dichloropropane	ND	4.7	0.93	ug/kg	
594-20-7	2,2-Dichloropropane	ND	4.7	0.93	ug/kg	
563-58-6	1,1-Dichloropropene	ND	4.7	0.95	ug/kg	

ND = Not detected MDL = Method Detection Limit J = Indicates an estimated value
 RL = Reporting Limit B = Indicates analyte found in associated method blank
 E = Indicates value exceeds calibration range N = Indicates presumptive evidence of a compound

Report of Analysis

Client Sample ID: SB-7-7		Date Sampled: 10/09/17
Lab Sample ID: FA48304-2		Date Received: 10/11/17
Matrix: SO - Soil		Percent Solids: n/a ^a
Method: SW846 8260B		
Project: T10000005974-Delong Oil; 1716 Webster St, Alameda, CA		

VOA 8260 List

CAS No.	Surrogate Recoveries	Run# 1	Run# 2	Limits
2037-26-5	Toluene-D8	98%		75-126%
460-00-4	4-Bromofluorobenzene	92%		71-133%

- (a) All results reported on a wet weight basis.
- (b) Sample was received in a bulk container.
- (c) Suspected laboratory contaminant.

ND = Not detected MDL = Method Detection Limit
 RL = Reporting Limit
 E = Indicates value exceeds calibration range

J = Indicates an estimated value
 B = Indicates analyte found in associated method blank
 N = Indicates presumptive evidence of a compound

Report of Analysis

Client Sample ID: SB-7-7		Date Sampled: 10/09/17
Lab Sample ID: FA48304-2		Date Received: 10/11/17
Matrix: SO - Soil		Percent Solids: n/a ^a
Method: SW846 8270D SW846 3550C		
Project: T10000005974-Delong Oil; 1716 Webster St, Alameda, CA		

Run #1	File ID	DF	Analyzed	By	Prep Date	Prep Batch	Analytical Batch
Run #1	X056550.D	1	10/20/17 16:41	MV	10/17/17 08:50	OP67244	SX2383
Run #2							

Run #1	Initial Weight	Final Volume
Run #1	30.4 g	1.0 ml
Run #2		

BN PAH List

CAS No.	Compound	Result	RL	MDL	Units	Q
83-32-9	Acenaphthene	ND	160	17	ug/kg	
208-96-8	Acenaphthylene	ND	160	16	ug/kg	
120-12-7	Anthracene	ND	160	18	ug/kg	
56-55-3	Benzo(a)anthracene	ND	160	16	ug/kg	
50-32-8	Benzo(a)pyrene	ND	160	19	ug/kg	
205-99-2	Benzo(b)fluoranthene	ND	160	18	ug/kg	
191-24-2	Benzo(g,h,i)perylene	ND	160	17	ug/kg	
207-08-9	Benzo(k)fluoranthene	ND	160	22	ug/kg	
218-01-9	Chrysene	ND	160	17	ug/kg	
53-70-3	Dibenzo(a,h)anthracene	ND	160	21	ug/kg	
206-44-0	Fluoranthene	ND	160	16	ug/kg	
86-73-7	Fluorene	ND	160	18	ug/kg	
193-39-5	Indeno(1,2,3-cd)pyrene	ND	160	20	ug/kg	
90-12-0	1-Methylnaphthalene	ND	160	16	ug/kg	
91-57-6	2-Methylnaphthalene	ND	160	16	ug/kg	
91-20-3	Naphthalene	ND	160	16	ug/kg	
85-01-8	Phenanthrene	ND	160	16	ug/kg	
129-00-0	Pyrene	ND	160	19	ug/kg	

CAS No.	Surrogate Recoveries	Run# 1	Run# 2	Limits
4165-60-0	Nitrobenzene-d5	80%		40-105%
321-60-8	2-Fluorobiphenyl	86%		43-107%
1718-51-0	Terphenyl-d14	93%		45-119%

(a) All results reported on a wet weight basis.

ND = Not detected MDL = Method Detection Limit

RL = Reporting Limit

E = Indicates value exceeds calibration range

J = Indicates an estimated value

B = Indicates analyte found in associated method blank

N = Indicates presumptive evidence of a compound

Report of Analysis

32
3

Client Sample ID: SB-7-7	Date Sampled: 10/09/17
Lab Sample ID: FA48304-2	Date Received: 10/11/17
Matrix: SO - Soil	Percent Solids: n/a ^a
Method: SW846 8015C	
Project: T10000005974-Delong Oil; 1716 Webster St, Alameda, CA	

Run #	File ID	DF	Analyzed	By	Prep Date	Prep Batch	Analytical Batch
Run #1	CD146532.D	1	10/13/17 19:44	EG	n/a	n/a	GCD6112
Run #2							

Run #	Initial Weight	Final Volume	Methanol Aliquot
Run #1	4.29 g	5.0 ml	100 ul
Run #2			

CAS No.	Compound	Result	RL	MDL	Units	Q
	TPH-GRO (C6-C10)	ND	5.8	2.9	mg/kg	
CAS No.	Surrogate Recoveries	Run# 1	Run# 2	Limits		
460-00-4	4-Bromofluorobenzene	86%		56-149%		
98-08-8	aaa-Trifluorotoluene	74%		66-132%		

(a) All results reported on a wet weight basis.

ND = Not detected	MDL = Method Detection Limit	J = Indicates an estimated value
RL = Reporting Limit		B = Indicates analyte found in associated method blank
E = Indicates value exceeds calibration range		N = Indicates presumptive evidence of a compound

Report of Analysis

32
3

Client Sample ID: SB-7-7	Date Sampled: 10/09/17
Lab Sample ID: FA48304-2	Date Received: 10/11/17
Matrix: SO - Soil	Percent Solids: n/a ^a
Method: SW846 8015C SW846 3546	
Project: T10000005974-Delong Oil; 1716 Webster St, Alameda, CA	

Run #	File ID	DF	Analyzed	By	Prep Date	Prep Batch	Analytical Batch
Run #1	WW13077.D	1	10/24/17 14:49	SJL	10/19/17 13:54	OP67285	GW543
Run #2							

Run #	Initial Weight	Final Volume
Run #1	20.1 g	1.0 ml
Run #2		

TPH Extractable w/ Silica Gel Cleanup

CAS No.	Compound	Result	RL	MDL	Units	Q
	TPH (C10-C28)	ND	5.0	2.5	mg/kg	
	TPH (> C28-C40)	ND	5.0	2.5	mg/kg	

CAS No.	Surrogate Recoveries	Run# 1	Run# 2	Limits
84-15-1	o-Terphenyl	67%		56-122%

(a) All results reported on a wet weight basis.

ND = Not detected MDL = Method Detection Limit J = Indicates an estimated value
 RL = Reporting Limit B = Indicates analyte found in associated method blank
 E = Indicates value exceeds calibration range N = Indicates presumptive evidence of a compound

Report of Analysis

Client Sample ID: SB-7-W		Date Sampled: 10/09/17
Lab Sample ID: FA48304-3		Date Received: 10/11/17
Matrix: AQ - Ground Water		Percent Solids: n/a
Method: SW846 8260B		
Project: T10000005974-Delong Oil; 1716 Webster St, Alameda, CA		

Run #	File ID	DF	Analyzed	By	Prep Date	Prep Batch	Analytical Batch
Run #1	N0106241.D	1	10/17/17 14:41	MM	n/a	n/a	VN4861
Run #2	5E4117.D	1	10/19/17 17:19	MM	n/a	n/a	V5E172

Run #	Purge Volume
Run #1	5.0 ml
Run #2	5.0 ml

VOA 8260 List

CAS No.	Compound	Result	RL	MDL	Units	Q
67-64-1	Acetone	16.0 ^a	25	10	ug/l	J
71-43-2	Benzene	ND	1.0	0.31	ug/l	
108-86-1	Bromobenzene	ND	1.0	0.37	ug/l	
74-97-5	Bromochloromethane	ND	1.0	0.45	ug/l	
75-27-4	Bromodichloromethane	ND	1.0	0.24	ug/l	
75-25-2	Bromoform	ND	1.0	0.41	ug/l	
78-93-3	2-Butanone (MEK) ^b	ND	5.0	2.0	ug/l	
104-51-8	n-Butylbenzene	ND	1.0	0.23	ug/l	
135-98-8	sec-Butylbenzene	ND	1.0	0.24	ug/l	
98-06-6	tert-Butylbenzene	ND	1.0	0.31	ug/l	
56-23-5	Carbon Tetrachloride	ND	1.0	0.36	ug/l	
108-90-7	Chlorobenzene	ND	1.0	0.20	ug/l	
75-00-3	Chloroethane	ND	2.0	0.67	ug/l	
67-66-3	Chloroform	ND	1.0	0.30	ug/l	
95-49-8	o-Chlorotoluene	ND	1.0	0.22	ug/l	
106-43-4	p-Chlorotoluene	ND	1.0	0.31	ug/l	
124-48-1	Dibromochloromethane	ND	1.0	0.28	ug/l	
96-12-8	1,2-Dibromo-3-chloropropane	ND	5.0	1.0	ug/l	
106-93-4	1,2-Dibromoethane	ND	2.0	0.28	ug/l	
75-71-8	Dichlorodifluoromethane	ND	2.0	0.50	ug/l	
95-50-1	1,2-Dichlorobenzene	ND	1.0	0.32	ug/l	
541-73-1	1,3-Dichlorobenzene	ND	1.0	0.22	ug/l	
106-46-7	1,4-Dichlorobenzene	ND	1.0	0.26	ug/l	
75-34-3	1,1-Dichloroethane	ND	1.0	0.34	ug/l	
107-06-2	1,2-Dichloroethane	ND	1.0	0.31	ug/l	
75-35-4	1,1-Dichloroethylene	ND	1.0	0.32	ug/l	
156-59-2	cis-1,2-Dichloroethylene	ND	1.0	0.28	ug/l	
156-60-5	trans-1,2-Dichloroethylene	ND	1.0	0.22	ug/l	
78-87-5	1,2-Dichloropropane	ND	1.0	0.43	ug/l	
142-28-9	1,3-Dichloropropane	ND	1.0	0.31	ug/l	
594-20-7	2,2-Dichloropropane	ND	1.0	0.24	ug/l	
563-58-6	1,1-Dichloropropene	ND	1.0	0.34	ug/l	

ND = Not detected MDL = Method Detection Limit J = Indicates an estimated value
 RL = Reporting Limit B = Indicates analyte found in associated method blank
 E = Indicates value exceeds calibration range N = Indicates presumptive evidence of a compound

Report of Analysis

Client Sample ID: SB-7-W		Date Sampled: 10/09/17
Lab Sample ID: FA48304-3		Date Received: 10/11/17
Matrix: AQ - Ground Water		Percent Solids: n/a
Method: SW846 8260B		
Project: T10000005974-Delong Oil; 1716 Webster St, Alameda, CA		

VOA 8260 List

CAS No.	Surrogate Recoveries	Run# 1	Run# 2	Limits
2037-26-5	Toluene-D8	98%	101%	85-112%
460-00-4	4-Bromofluorobenzene	100%	102%	83-118%

- (a) Result is from Run# 2
- (b) Associated CCV outside of control limits high, sample was ND.

ND = Not detected MDL = Method Detection Limit J = Indicates an estimated value
 RL = Reporting Limit B = Indicates analyte found in associated method blank
 E = Indicates value exceeds calibration range N = Indicates presumptive evidence of a compound

Report of Analysis

Client Sample ID: SB-7-W		Date Sampled: 10/09/17
Lab Sample ID: FA48304-3		Date Received: 10/11/17
Matrix: AQ - Ground Water		Percent Solids: n/a
Method: SW846 8270D SW846 3510C		
Project: T10000005974-Delong Oil; 1716 Webster St, Alameda, CA		

Run #	File ID	DF	Analyzed	By	Prep Date	Prep Batch	Analytical Batch
Run #1 ^a	4D2843.D	1	10/20/17 12:07	MV	10/19/17 12:10	OP67203	S4D107
Run #2							

Run #	Initial Volume	Final Volume
Run #1	1020 ml	1.0 ml
Run #2		

BN PAH List

CAS No.	Compound	Result	RL	MDL	Units	Q
83-32-9	Acenaphthene	ND	4.9	0.61	ug/l	
208-96-8	Acenaphthylene	ND	4.9	0.63	ug/l	
120-12-7	Anthracene	ND	4.9	0.78	ug/l	
56-55-3	Benzo(a)anthracene	ND	4.9	0.75	ug/l	
50-32-8	Benzo(a)pyrene	ND	4.9	0.77	ug/l	
205-99-2	Benzo(b)fluoranthene	ND	4.9	0.76	ug/l	
191-24-2	Benzo(g,h,i)perylene	ND	4.9	0.81	ug/l	
207-08-9	Benzo(k)fluoranthene	ND	4.9	0.84	ug/l	
218-01-9	Chrysene	ND	4.9	0.83	ug/l	
53-70-3	Dibenzo(a,h)anthracene	ND	4.9	0.79	ug/l	
206-44-0	Fluoranthene	ND	4.9	0.54	ug/l	
86-73-7	Fluorene	ND	4.9	0.69	ug/l	
193-39-5	Indeno(1,2,3-cd)pyrene	ND	4.9	0.70	ug/l	
90-12-0	1-Methylnaphthalene	ND	4.9	0.51	ug/l	
91-57-6	2-Methylnaphthalene	ND	4.9	0.59	ug/l	
91-20-3	Naphthalene	ND	4.9	0.49	ug/l	
85-01-8	Phenanthrene	ND	4.9	0.85	ug/l	
129-00-0	Pyrene	ND	4.9	0.67	ug/l	

CAS No.	Surrogate Recoveries	Run# 1	Run# 2	Limits
4165-60-0	Nitrobenzene-d5	55%		42-108%
321-60-8	2-Fluorobiphenyl	58%		40-106%
1718-51-0	Terphenyl-d14	59%		39-121%

(a) Sample extracted beyond hold time; reported results are considered minimum values.

ND = Not detected MDL = Method Detection Limit J = Indicates an estimated value
 RL = Reporting Limit B = Indicates analyte found in associated method blank
 E = Indicates value exceeds calibration range N = Indicates presumptive evidence of a compound

Report of Analysis

Client Sample ID: SB-7-W	Date Sampled: 10/09/17
Lab Sample ID: FA48304-3	Date Received: 10/11/17
Matrix: AQ - Ground Water	Percent Solids: n/a
Method: SW846 8015C	
Project: T10000005974-Delong Oil; 1716 Webster St, Alameda, CA	

Run #	File ID	DF	Analyzed	By	Prep Date	Prep Batch	Analytical Batch
Run #1	CD146653.D	1	10/19/17 22:00	EG	n/a	n/a	GCD6118
Run #2							

Run #	Purge Volume
Run #1	5.0 ml
Run #2	

CAS No.	Compound	Result	RL	MDL	Units	Q
	TPH-GRO (C6-C10)	ND	0.10	0.050	mg/l	
CAS No.	Surrogate Recoveries	Run# 1	Run# 2	Limits		
460-00-4	4-Bromofluorobenzene	92%		70-131%		
98-08-8	aaa-Trifluorotoluene	81%		69-143%		

ND = Not detected MDL = Method Detection Limit J = Indicates an estimated value
 RL = Reporting Limit B = Indicates analyte found in associated method blank
 E = Indicates value exceeds calibration range N = Indicates presumptive evidence of a compound

Report of Analysis

Client Sample ID: SB-7-W		Date Sampled: 10/09/17
Lab Sample ID: FA48304-3		Date Received: 10/11/17
Matrix: AQ - Ground Water		Percent Solids: n/a
Method: SW846 8015C SW846 3510C		
Project: T10000005974-Delong Oil; 1716 Webster St, Alameda, CA		

Run #	File ID	DF	Analyzed	By	Prep Date	Prep Batch	Analytical Batch
Run #1	WW12894.D	1	10/18/17 03:16	SJL	10/16/17 09:00	OP67222	GW539
Run #2							

Run #	Initial Volume	Final Volume
Run #1	1020 ml	1.0 ml
Run #2		

TPH Extractable w/ Silica Gel Cleanup

CAS No.	Compound	Result	RL	MDL	Units	Q
	TPH (C10-C28)	0.0458	0.049	0.020	mg/l	J
	TPH (> C28-C40)	ND	0.049	0.020	mg/l	

CAS No.	Surrogate Recoveries	Run# 1	Run# 2	Limits
84-15-1	o-Terphenyl	73%		50-131%

ND = Not detected MDL = Method Detection Limit J = Indicates an estimated value
 RL = Reporting Limit B = Indicates analyte found in associated method blank
 E = Indicates value exceeds calibration range N = Indicates presumptive evidence of a compound

Misc. Forms

Custody Documents and Other Forms

Includes the following where applicable:

- Certification Exceptions
- Chain of Custody

Parameter Certification Exceptions

Job Number: FA48304

Account: CCCAD Compliance & Closure, Inc.

Project: T10000005974-Delong Oil; 1716 Webster St, Alameda, CA

The following parameters included in this report are exceptions to NELAC certification.
The certification status of each is indicated below.

Parameter	CAS#	Method	Mat	Certification Status
Di-Isopropyl Ether	108-20-3	SW846 8260B	AQ	Certified by SOP MS005

4.1
4



CADS830
ACCUTEST

CHAIN OF CUSTODY

2105 Lundy Ave, San Jose, CA 95131
(408) 588-0200 FAX: (408) 588-0201

FA48304

Client / Reporting Information		Project Information		Requested Analysis												Matrix Codes					
Company Name <i>Compliance & Closure, Inc.</i>		Project Name <i>Delong o.l</i>		<div style="display: flex; justify-content: space-between;"> <div style="writing-mode: vertical-rl; transform: rotate(180deg);"> TPH₄₅ - 8015 8260 - FULL SCAN BTEX + OXYGENATES TPH₄₀ - SILICA GEL CLEAN TPH₄₀ - SILICA GEL CLEAN NAPHTHALENE </div> </div>												WW- Wastewater GW- Ground Water SW- Surface Water SO- Soil OI- Oil WP- Wipe LIQ - Non-aqueous Liquid AIR DW- Drinking Water (Perchlorate Only)					
Address <i>4115 Blackhawk Plaza Circle STE 100</i>		Street <i>1716 Webster Street</i>																			
City <i>Danville, CA</i>		City <i>ALAMEDA, CA</i>																			
State <i>94506</i>		State																			
Zip																					
Project Contact <i>Gary Mulkey</i>		Project # <i>12214-2</i>																			
Phone # <i>925-580-2258</i>		EMAIL <i>gary@CCI-ENVIR.COM</i>																			
Samplers Name <i>Gary Mulkey</i>		Client Purchase Order # <i>12214</i>																			
SGS Accutest Sample ID	Sample ID / Field Point / Point of Collection	Date	Time	Sampled by	Matrix	# of bottles	PH	PH ₂	PH ₃	PH ₄	PH ₅	PH ₆	PH ₇	PH ₈	PH ₉	PH ₁₀	PH ₁₁	PH ₁₂	LAB USE ONLY		
1	SB-7-3	10/9/17	9:58	GM	SO ₂	1															
2	SB-7-7	10/9/17	10:00	GM	SO ₂	1															
3	SB-7-4	10/9/17	10:30	GM	GW	8	X														
Turnaround Time (Business days)		Data Deliverable Information		Comments / Remarks																	
<input checked="" type="checkbox"/> 10 Day <input type="checkbox"/> 5 Day <input type="checkbox"/> 3 Day <input type="checkbox"/> 2 Day <input type="checkbox"/> 1 Day <input type="checkbox"/> Same Day		Approved By/ Date: _____ Commercial "A" - Results only Commercial "B" - Results with QC summaries Commercial "B+" - Results, QC, and chromatograms FULT1 - Level 4 data package EDF for Geotracker <input type="checkbox"/> EDD Format _____ Provide EDF Global ID _____ Provide EDF Logcode: _____		<i>Prepare EDF - Global ID: # T1000005974</i>																	
Emergency T/A data available VIA Lablink																					
Sample Custody must be documented below each time samples change possession, including courier delivery.																					
1	Relinquished by Sampler: <i>Gary R. Mulkey</i>	Date Time: <i>10/10/17</i>	Received By: <i>[Signature]</i>	Relinquished By: <i>[Signature]</i>	Date Time: <i>10/10/17 1500</i>	Received By: <i>[Signature]</i>															
3	Relinquished by: <i>Fed Ex</i>	Date Time:	Received By: <i>[Signature]</i>	Relinquished By:	Date Time:	Received By:															
5	Relinquished by:	Date Time:	Received By:	Relinquished By:	Date Time:	Received By:	Custody Seal #	Appropriate Bottle / Pres. Y / N	Headspace Y / N	On Ice Y / N	Cooler Temp.										
								Labels match Coc? Y / N	Separate Receiving Check List used: Y / N	<i>2.2</i> °C											

4.2
4

FA48304: Chain of Custody

Page 1 of 3

SGS Accutest Sample Receipt Summary

Job Number: FA48304

Client: COMPLIANCE & CLOSURE, INC

Project: DELONG OIL

Date / Time Received: 10/11/2017 9:15:00 AM

Delivery Method: FED EX

Airbill #s: 7704 6576 3214

Therm ID: IR 1;

Therm CF: -0.2;

of Coolers: 1

Cooler Temps (Raw Measured) °C: Cooler 1: (2.4);

Cooler Temps (Corrected) °C: Cooler 1: (2.2);

Cooler Information

Y or N

- | | | |
|-----------------------------|-------------------------------------|--------------------------|
| 1. Custody Seals Present | <input checked="" type="checkbox"/> | <input type="checkbox"/> |
| 2. Custody Seals Intact | <input checked="" type="checkbox"/> | <input type="checkbox"/> |
| 3. Temp criteria achieved | <input checked="" type="checkbox"/> | <input type="checkbox"/> |
| 4. Cooler temp verification | <u>IR Gun</u> | |
| 5. Cooler media | <u>Ice (Bag)</u> | |

Trip Blank Information

Y or N N/A

- | | | | |
|--------------------------------|--------------------------|-------------------------------------|-------------------------------------|
| 1. Trip Blank present / cooler | <input type="checkbox"/> | <input checked="" type="checkbox"/> | <input type="checkbox"/> |
| 2. Trip Blank listed on COC | <input type="checkbox"/> | <input checked="" type="checkbox"/> | <input type="checkbox"/> |
| | <u>W or S</u> | | <u>N/A</u> |
| 3. Type Of TB Received | <input type="checkbox"/> | <input type="checkbox"/> | <input checked="" type="checkbox"/> |

Sample Information

Y or N N/A

- | | | | |
|---|-------------------------------------|-------------------------------------|-------------------------------------|
| 1. Sample labels present on bottles | <input checked="" type="checkbox"/> | <input type="checkbox"/> | |
| 2. Samples preserved properly | <input checked="" type="checkbox"/> | <input type="checkbox"/> | |
| 3. Sufficient volume/containers recvd for analysis: | <input checked="" type="checkbox"/> | <input type="checkbox"/> | |
| 4. Condition of sample | <u>Intact</u> | | |
| 5. Sample recvd within HT | <input checked="" type="checkbox"/> | <input type="checkbox"/> | |
| 6. Dates/Times/IDs on COC match Sample Label | <input checked="" type="checkbox"/> | <input type="checkbox"/> | |
| 7. VOCs have headspace | <input type="checkbox"/> | <input checked="" type="checkbox"/> | <input type="checkbox"/> |
| 8. Bottles received for unspecified tests | <input type="checkbox"/> | <input checked="" type="checkbox"/> | |
| 9. Compositing instructions clear | <input type="checkbox"/> | <input type="checkbox"/> | <input checked="" type="checkbox"/> |
| 10. Voa Soil Kits/Jars received past 48hrs? | <input type="checkbox"/> | <input type="checkbox"/> | <input checked="" type="checkbox"/> |
| 11. % Solids Jar received? | <input type="checkbox"/> | <input type="checkbox"/> | <input checked="" type="checkbox"/> |
| 12. Residual Chlorine Present? | <input type="checkbox"/> | <input type="checkbox"/> | <input checked="" type="checkbox"/> |

Misc. Information

Number of Encores: 25-Gram _____ 5-Gram _____ Number of 5035 Field Kits: _____ Number of Lab Filtered Metals: _____
 Test Strip Lot #: pH 0-3 230315 pH 10-12 219813A Other: (Specify) _____
 Residual Chlorine Test Strip Lot #: _____

Comments

SM001
Rev. Date 05/24/17

Technician: SHAYLAP

Date: 10/11/2017 9:15:00 A

Reviewer: JC

Date: 10/11/2017

FA48304: Chain of Custody

Page 2 of 3

4.2
4

Job Change Order: FA48304

Requested Date: 10/12/2017 **Received Date:** 10/11/2017
Account Name: Compliance & Closure, Inc. **Due Date:** 10/25/2017
Project Description: T10000005974-Delong Oil; 1716 Webster St, Alame **Deliverable:** COMMB
CSR: elvink **TAT (Days):** 10

=====
Sample #: FA48304-1 **Change:**
Dept: Added B8270PAH per Client
TAT: 10
SB-7-3
=====

=====
Sample #: FA48304-2 **Change:**
Dept: Added B8270PAH per Client
TAT: 10
SB-7-7
=====

=====
Sample #: FA48304-3 **Change:**
Dept: Added B8270PAH per Client
TAT: 10
SB-7-W
=====

FA48304: Chain of Custody

Above Changes Per: Gary Mulkey

Date/Time: 10/12/2017 12:54:31 PM

To Client: This Change Order is confirmation of the revisions, previously discussed with the SGS Accutest Client Service Representative.

MS Volatiles

QC Data Summaries

Includes the following where applicable:

- Method Blank Summaries
- Blank Spike Summaries
- Matrix Spike and Duplicate Summaries

Method Blank Summary

Job Number: FA48304

Account: CCCAD Compliance & Closure, Inc.

Project: T10000005974-Delong Oil; 1716 Webster St, Alameda, CA

Sample	File ID	DF	Analyzed	By	Prep Date	Prep Batch	Analytical Batch
VC4903-MB	C0123862.D	1	10/11/17	EP	n/a	n/a	VC4903

The QC reported here applies to the following samples:

Method: SW846 8260B

FA48304-1, FA48304-2

CAS No.	Compound	Result	RL	MDL	Units	Q
67-64-1	Acetone	ND	50	10	ug/kg	
71-43-2	Benzene	ND	5.0	1.2	ug/kg	
108-86-1	Bromobenzene	ND	5.0	1.0	ug/kg	
74-97-5	Bromochloromethane	ND	5.0	1.5	ug/kg	
75-27-4	Bromodichloromethane	ND	5.0	1.0	ug/kg	
75-25-2	Bromoform	ND	5.0	1.0	ug/kg	
78-93-3	2-Butanone (MEK)	ND	25	7.3	ug/kg	
104-51-8	n-Butylbenzene	ND	5.0	1.0	ug/kg	
135-98-8	sec-Butylbenzene	ND	5.0	1.0	ug/kg	
98-06-6	tert-Butylbenzene	ND	5.0	1.0	ug/kg	
56-23-5	Carbon Tetrachloride	ND	5.0	1.0	ug/kg	
108-90-7	Chlorobenzene	ND	5.0	1.0	ug/kg	
75-00-3	Chloroethane	ND	5.0	2.0	ug/kg	
67-66-3	Chloroform	ND	5.0	1.3	ug/kg	
95-49-8	o-Chlorotoluene	ND	5.0	1.0	ug/kg	
106-43-4	p-Chlorotoluene	ND	5.0	1.0	ug/kg	
124-48-1	Dibromochloromethane	ND	5.0	1.0	ug/kg	
96-12-8	1,2-Dibromo-3-chloropropane	ND	5.0	1.9	ug/kg	
106-93-4	1,2-Dibromoethane	ND	5.0	1.0	ug/kg	
75-71-8	Dichlorodifluoromethane	ND	5.0	2.0	ug/kg	
95-50-1	1,2-Dichlorobenzene	ND	5.0	1.0	ug/kg	
541-73-1	1,3-Dichlorobenzene	ND	5.0	1.0	ug/kg	
106-46-7	1,4-Dichlorobenzene	ND	5.0	1.2	ug/kg	
75-34-3	1,1-Dichloroethane	ND	5.0	1.8	ug/kg	
107-06-2	1,2-Dichloroethane	ND	5.0	1.0	ug/kg	
75-35-4	1,1-Dichloroethylene	ND	5.0	1.0	ug/kg	
156-59-2	cis-1,2-Dichloroethylene	ND	5.0	1.4	ug/kg	
156-60-5	trans-1,2-Dichloroethylene	ND	5.0	1.0	ug/kg	
78-87-5	1,2-Dichloropropane	ND	5.0	1.0	ug/kg	
142-28-9	1,3-Dichloropropane	ND	5.0	1.0	ug/kg	
594-20-7	2,2-Dichloropropane	ND	5.0	1.0	ug/kg	
563-58-6	1,1-Dichloropropene	ND	5.0	1.0	ug/kg	
10061-01-5	cis-1,3-Dichloropropene	ND	5.0	1.0	ug/kg	
10061-02-6	trans-1,3-Dichloropropene	ND	5.0	1.0	ug/kg	
108-20-3	Di-Isopropyl Ether	ND	5.0	2.3	ug/kg	
100-41-4	Ethylbenzene	ND	5.0	1.0	ug/kg	

Method Blank Summary

Job Number: FA48304

Account: CCCAD Compliance & Closure, Inc.

Project: T10000005974-Delong Oil; 1716 Webster St, Alameda, CA

Sample	File ID	DF	Analyzed	By	Prep Date	Prep Batch	Analytical Batch
VC4903-MB	C0123862.D	1	10/11/17	EP	n/a	n/a	VC4903

The QC reported here applies to the following samples:

Method: SW846 8260B

FA48304-1, FA48304-2

CAS No.	Compound	Result	RL	MDL	Units	Q
637-92-3	Ethyl Tert Butyl Ether	ND	5.0	1.3	ug/kg	
87-68-3	Hexachlorobutadiene	ND	5.0	1.3	ug/kg	
591-78-6	2-Hexanone	ND	25	7.5	ug/kg	
98-82-8	Isopropylbenzene	ND	5.0	1.0	ug/kg	
99-87-6	p-Isopropyltoluene	ND	5.0	1.0	ug/kg	
74-83-9	Methyl Bromide	ND	5.0	2.0	ug/kg	
74-87-3	Methyl Chloride	ND	5.0	2.0	ug/kg	
74-95-3	Methylene Bromide	ND	5.0	1.0	ug/kg	
75-09-2	Methylene Chloride	ND	10	4.0	ug/kg	
108-10-1	4-Methyl-2-pentanone (MIBK)	ND	25	7.5	ug/kg	
1634-04-4	Methyl Tert Butyl Ether	ND	5.0	1.0	ug/kg	
91-20-3	Naphthalene	ND	5.0	2.0	ug/kg	
103-65-1	n-Propylbenzene	ND	5.0	1.0	ug/kg	
100-42-5	Styrene	ND	5.0	1.0	ug/kg	
994-05-8	Tert-Amyl Methyl Ether	ND	5.0	1.0	ug/kg	
75-65-0	Tert-Butyl Alcohol	ND	50	18	ug/kg	
630-20-6	1,1,1,2-Tetrachloroethane	ND	5.0	1.0	ug/kg	
79-34-5	1,1,2,2-Tetrachloroethane	ND	5.0	1.0	ug/kg	
127-18-4	Tetrachloroethylene	ND	5.0	1.3	ug/kg	
108-88-3	Toluene	ND	5.0	1.0	ug/kg	
87-61-6	1,2,3-Trichlorobenzene	ND	5.0	1.4	ug/kg	
120-82-1	1,2,4-Trichlorobenzene	ND	5.0	1.0	ug/kg	
71-55-6	1,1,1-Trichloroethane	ND	5.0	1.0	ug/kg	
79-00-5	1,1,2-Trichloroethane	ND	5.0	1.0	ug/kg	
79-01-6	Trichloroethylene	ND	5.0	1.0	ug/kg	
75-69-4	Trichlorofluoromethane	ND	5.0	2.0	ug/kg	
96-18-4	1,2,3-Trichloropropane	ND	5.0	1.3	ug/kg	
95-63-6	1,2,4-Trimethylbenzene	ND	5.0	1.0	ug/kg	
108-67-8	1,3,5-Trimethylbenzene	ND	5.0	1.0	ug/kg	
75-01-4	Vinyl Chloride	ND	5.0	1.0	ug/kg	
1330-20-7	Xylene (total)	ND	15	2.1	ug/kg	

CAS No.	Surrogate Recoveries	Limits
1868-53-7	Dibromofluoromethane	97% 75-124%

Method Blank Summary

Job Number: FA48304

Account: CCCAD Compliance & Closure, Inc.

Project: T10000005974-Delong Oil; 1716 Webster St, Alameda, CA

Sample	File ID	DF	Analyzed	By	Prep Date	Prep Batch	Analytical Batch
VC4903-MB	C0123862.D	1	10/11/17	EP	n/a	n/a	VC4903

The QC reported here applies to the following samples:

Method: SW846 8260B

FA48304-1, FA48304-2

CAS No.	Surrogate Recoveries	Limits
17060-07-0	1,2-Dichloroethane-D4	101% 72-135%
2037-26-5	Toluene-D8	102% 75-126%
460-00-4	4-Bromofluorobenzene	97% 71-133%

5.1.1
5

Method Blank Summary

Job Number: FA48304

Account: CCCAD Compliance & Closure, Inc.

Project: T10000005974-Delong Oil; 1716 Webster St, Alameda, CA

Sample	File ID	DF	Analyzed	By	Prep Date	Prep Batch	Analytical Batch
VN4861-MB	N0106240.D	1	10/17/17	MM	n/a	n/a	VN4861

The QC reported here applies to the following samples:

Method: SW846 8260B

FA48304-3

CAS No.	Compound	Result	RL	MDL	Units	Q
71-43-2	Benzene	ND	1.0	0.31	ug/l	
108-86-1	Bromobenzene	ND	1.0	0.37	ug/l	
74-97-5	Bromochloromethane	ND	1.0	0.45	ug/l	
75-27-4	Bromodichloromethane	ND	1.0	0.24	ug/l	
75-25-2	Bromoform	ND	1.0	0.41	ug/l	
78-93-3	2-Butanone (MEK)	ND	5.0	2.0	ug/l	
104-51-8	n-Butylbenzene	ND	1.0	0.23	ug/l	
135-98-8	sec-Butylbenzene	ND	1.0	0.24	ug/l	
98-06-6	tert-Butylbenzene	ND	1.0	0.31	ug/l	
56-23-5	Carbon Tetrachloride	ND	1.0	0.36	ug/l	
108-90-7	Chlorobenzene	ND	1.0	0.20	ug/l	
75-00-3	Chloroethane	ND	2.0	0.67	ug/l	
67-66-3	Chloroform	ND	1.0	0.30	ug/l	
95-49-8	o-Chlorotoluene	ND	1.0	0.22	ug/l	
106-43-4	p-Chlorotoluene	ND	1.0	0.31	ug/l	
124-48-1	Dibromochloromethane	ND	1.0	0.28	ug/l	
96-12-8	1,2-Dibromo-3-chloropropane	ND	5.0	1.0	ug/l	
106-93-4	1,2-Dibromoethane	ND	2.0	0.28	ug/l	
75-71-8	Dichlorodifluoromethane	ND	2.0	0.50	ug/l	
95-50-1	1,2-Dichlorobenzene	ND	1.0	0.32	ug/l	
541-73-1	1,3-Dichlorobenzene	ND	1.0	0.22	ug/l	
106-46-7	1,4-Dichlorobenzene	ND	1.0	0.26	ug/l	
75-34-3	1,1-Dichloroethane	ND	1.0	0.34	ug/l	
107-06-2	1,2-Dichloroethane	ND	1.0	0.31	ug/l	
75-35-4	1,1-Dichloroethylene	ND	1.0	0.32	ug/l	
156-59-2	cis-1,2-Dichloroethylene	ND	1.0	0.28	ug/l	
156-60-5	trans-1,2-Dichloroethylene	ND	1.0	0.22	ug/l	
78-87-5	1,2-Dichloropropane	ND	1.0	0.43	ug/l	
142-28-9	1,3-Dichloropropane	ND	1.0	0.31	ug/l	
594-20-7	2,2-Dichloropropane	ND	1.0	0.24	ug/l	
563-58-6	1,1-Dichloropropene	ND	1.0	0.34	ug/l	
10061-01-5	cis-1,3-Dichloropropene	ND	1.0	0.29	ug/l	
10061-02-6	trans-1,3-Dichloropropene	ND	1.0	0.21	ug/l	
108-20-3	Di-Isopropyl Ether	ND	1.0	0.24	ug/l	
100-41-4	Ethylbenzene	ND	1.0	0.36	ug/l	
637-92-3	Ethyl Tert Butyl Ether	ND	2.0	0.24	ug/l	

Method Blank Summary

Job Number: FA48304

Account: CCCAD Compliance & Closure, Inc.

Project: T10000005974-Delong Oil; 1716 Webster St, Alameda, CA

Sample	File ID	DF	Analyzed	By	Prep Date	Prep Batch	Analytical Batch
VN4861-MB	N0106240.D	1	10/17/17	MM	n/a	n/a	VN4861

The QC reported here applies to the following samples:

Method: SW846 8260B

FA48304-3

CAS No.	Compound	Result	RL	MDL	Units	Q
87-68-3	Hexachlorobutadiene	0.38	2.0	0.30	ug/l	J
591-78-6	2-Hexanone	ND	10	2.0	ug/l	
98-82-8	Isopropylbenzene	ND	1.0	0.22	ug/l	
99-87-6	p-Isopropyltoluene	ND	1.0	0.21	ug/l	
74-83-9	Methyl Bromide	ND	2.0	0.59	ug/l	
74-87-3	Methyl Chloride	ND	2.0	0.50	ug/l	
74-95-3	Methylene Bromide	ND	2.0	0.37	ug/l	
75-09-2	Methylene Chloride	ND	5.0	2.0	ug/l	
108-10-1	4-Methyl-2-pentanone (MIBK)	ND	5.0	1.0	ug/l	
1634-04-4	Methyl Tert Butyl Ether	ND	1.0	0.23	ug/l	
91-20-3	Naphthalene	ND	5.0	1.0	ug/l	
103-65-1	n-Propylbenzene	ND	1.0	0.29	ug/l	
100-42-5	Styrene	ND	1.0	0.22	ug/l	
994-05-8	Tert-Amyl Methyl Ether	ND	2.0	0.24	ug/l	
630-20-6	1,1,1,2-Tetrachloroethane	ND	1.0	0.28	ug/l	
79-34-5	1,1,2,2-Tetrachloroethane	ND	1.0	0.30	ug/l	
127-18-4	Tetrachloroethylene	ND	1.0	0.22	ug/l	
108-88-3	Toluene	ND	1.0	0.30	ug/l	
87-61-6	1,2,3-Trichlorobenzene	ND	2.0	0.61	ug/l	
120-82-1	1,2,4-Trichlorobenzene	ND	2.0	0.50	ug/l	
71-55-6	1,1,1-Trichloroethane	ND	1.0	0.25	ug/l	
79-00-5	1,1,2-Trichloroethane	ND	1.0	0.47	ug/l	
79-01-6	Trichloroethylene	ND	1.0	0.35	ug/l	
75-69-4	Trichlorofluoromethane	ND	2.0	0.50	ug/l	
96-18-4	1,2,3-Trichloropropane	ND	2.0	0.63	ug/l	
95-63-6	1,2,4-Trimethylbenzene	ND	1.0	0.32	ug/l	
108-67-8	1,3,5-Trimethylbenzene	ND	1.0	0.27	ug/l	
75-01-4	Vinyl Chloride	ND	1.0	0.41	ug/l	
1330-20-7	Xylene (total)	ND	3.0	0.72	ug/l	

CAS No.	Surrogate Recoveries	Limits	
1868-53-7	Dibromofluoromethane	102%	83-118%
17060-07-0	1,2-Dichloroethane-D4	98%	79-125%
2037-26-5	Toluene-D8	99%	85-112%

Method Blank Summary

Job Number: FA48304

Account: CCCAD Compliance & Closure, Inc.

Project: T10000005974-Delong Oil; 1716 Webster St, Alameda, CA

Sample	File ID	DF	Analyzed	By	Prep Date	Prep Batch	Analytical Batch
VN4861-MB	N0106240.D	1	10/17/17	MM	n/a	n/a	VN4861

The QC reported here applies to the following samples:

Method: SW846 8260B

FA48304-3

CAS No.	Surrogate Recoveries	Limits
460-00-4	4-Bromofluorobenzene	101% 83-118%

Method Blank Summary

Job Number: FA48304

Account: CCCAD Compliance & Closure, Inc.

Project: T10000005974-Delong Oil; 1716 Webster St, Alameda, CA

Sample	File ID	DF	Analyzed	By	Prep Date	Prep Batch	Analytical Batch
V5E172-MB	5E4101.D	1	10/19/17	MM	n/a	n/a	V5E172

The QC reported here applies to the following samples:

Method: SW846 8260B

FA48304-3

CAS No.	Compound	Result	RL	MDL	Units	Q
67-64-1	Acetone	ND	25	10	ug/l	
75-65-0	Tert-Butyl Alcohol	ND	20	5.3	ug/l	

CAS No.	Surrogate Recoveries	Limits	
1868-53-7	Dibromofluoromethane	98%	83-118%
17060-07-0	1,2-Dichloroethane-D4	101%	79-125%
2037-26-5	Toluene-D8	102%	85-112%
460-00-4	4-Bromofluorobenzene	103%	83-118%

Blank Spike Summary

Job Number: FA48304
Account: CCCAD Compliance & Closure, Inc.
Project: T10000005974-Delong Oil; 1716 Webster St, Alameda, CA

Sample	File ID	DF	Analyzed	By	Prep Date	Prep Batch	Analytical Batch
VC4903-BS	C0123861.D	1	10/11/17	EP	n/a	n/a	VC4903

The QC reported here applies to the following samples:

Method: SW846 8260B

FA48304-1, FA48304-2

CAS No.	Compound	Spike ug/kg	BSP ug/kg	BSP %	Limits
67-64-1	Acetone	250	255	102	61-152
71-43-2	Benzene	50	57.7	115	76-126
108-86-1	Bromobenzene	50	56.1	112	76-122
74-97-5	Bromochloromethane	50	48.5	97	77-120
75-27-4	Bromodichloromethane	50	51.4	103	74-130
75-25-2	Bromoform	50	52.0	104	76-127
78-93-3	2-Butanone (MEK)	250	269	108	75-137
104-51-8	n-Butylbenzene	50	57.2	114	71-128
135-98-8	sec-Butylbenzene	50	58.9	118	79-135
98-06-6	tert-Butylbenzene	50	62.4	125	77-133
56-23-5	Carbon Tetrachloride	50	51.5	103	78-133
108-90-7	Chlorobenzene	50	52.7	105	81-129
75-00-3	Chloroethane	50	62.5	125	68-133
67-66-3	Chloroform	50	51.3	103	72-123
95-49-8	o-Chlorotoluene	50	57.7	115	77-129
106-43-4	p-Chlorotoluene	50	52.8	106	80-134
124-48-1	Dibromochloromethane	50	53.9	108	76-127
96-12-8	1,2-Dibromo-3-chloropropane	50	55.7	111	70-137
106-93-4	1,2-Dibromoethane	50	51.6	103	77-126
75-71-8	Dichlorodifluoromethane	50	52.6	105	68-168
95-50-1	1,2-Dichlorobenzene	50	53.9	108	80-129
541-73-1	1,3-Dichlorobenzene	50	51.8	104	81-129
106-46-7	1,4-Dichlorobenzene	50	49.3	99	76-130
75-34-3	1,1-Dichloroethane	50	54.2	108	73-125
107-06-2	1,2-Dichloroethane	50	50.9	102	74-128
75-35-4	1,1-Dichloroethylene	50	49.2	98	81-136
156-59-2	cis-1,2-Dichloroethylene	50	53.2	106	74-126
156-60-5	trans-1,2-Dichloroethylene	50	54.1	108	70-127
78-87-5	1,2-Dichloropropane	50	52.2	104	74-125
142-28-9	1,3-Dichloropropane	50	49.9	100	76-122
594-20-7	2,2-Dichloropropane	50	53.4	107	77-133
563-58-6	1,1-Dichloropropene	50	52.4	105	75-130
10061-01-5	cis-1,3-Dichloropropene	50	50.3	101	80-123
10061-02-6	trans-1,3-Dichloropropene	50	55.7	111	75-131
108-20-3	Di-Isopropyl Ether	50	51.5	103	75-122
100-41-4	Ethylbenzene	50	58.4	117	77-123

* = Outside of Control Limits.

5.2.1
 5

Blank Spike Summary

Job Number: FA48304
Account: CCCAD Compliance & Closure, Inc.
Project: T10000005974-Delong Oil; 1716 Webster St, Alameda, CA

Sample	File ID	DF	Analyzed	By	Prep Date	Prep Batch	Analytical Batch
VC4903-BS	C0123861.D	1	10/11/17	EP	n/a	n/a	VC4903

The QC reported here applies to the following samples:

Method: SW846 8260B

FA48304-1, FA48304-2

CAS No.	Compound	Spike ug/kg	BSP ug/kg	BSP %	Limits
637-92-3	Ethyl Tert Butyl Ether	50	50.7	101	75-117
87-68-3	Hexachlorobutadiene	50	54.4	109	74-136
591-78-6	2-Hexanone	250	276	110	72-133
98-82-8	Isopropylbenzene	50	59.3	119	80-136
99-87-6	p-Isopropyltoluene	50	63.4	127	77-131
74-83-9	Methyl Bromide	50	52.6	105	65-139
74-87-3	Methyl Chloride	50	53.1	106	71-144
74-95-3	Methylene Bromide	50	49.6	99	74-124
75-09-2	Methylene Chloride	50	45.1	90	74-137
108-10-1	4-Methyl-2-pentanone (MIBK)	250	297	119	76-132
1634-04-4	Methyl Tert Butyl Ether	50	50.7	101	77-120
91-20-3	Naphthalene	50	63.3	127	79-129
103-65-1	n-Propylbenzene	50	57.5	115	80-135
100-42-5	Styrene	50	58.1	116	78-125
994-05-8	Tert-Amyl Methyl Ether	50	50.7	101	69-130
75-65-0	Tert-Butyl Alcohol	500	486	97	58-136
630-20-6	1,1,1,2-Tetrachloroethane	50	59.6	119	78-126
79-34-5	1,1,2,2-Tetrachloroethane	50	55.3	111	71-126
127-18-4	Tetrachloroethylene	50	55.1	110	79-130
108-88-3	Toluene	50	60.6	121	76-124
87-61-6	1,2,3-Trichlorobenzene	50	55.4	111	77-128
120-82-1	1,2,4-Trichlorobenzene	50	57.0	114	78-130
71-55-6	1,1,1-Trichloroethane	50	49.1	98	70-129
79-00-5	1,1,2-Trichloroethane	50	54.0	108	74-124
79-01-6	Trichloroethylene	50	52.2	104	75-128
75-69-4	Trichlorofluoromethane	50	54.4	109	73-145
96-18-4	1,2,3-Trichloropropane	50	54.6	109	74-127
95-63-6	1,2,4-Trimethylbenzene	50	61.2	122	74-123
108-67-8	1,3,5-Trimethylbenzene	50	61.0	122	73-122
75-01-4	Vinyl Chloride	50	53.1	106	76-141
1330-20-7	Xylene (total)	150	174	116	80-129

CAS No.	Surrogate Recoveries	BSP	Limits
1868-53-7	Dibromofluoromethane	96%	75-124%

* = Outside of Control Limits.

5.2.1
 5

Blank Spike Summary

Job Number: FA48304

Account: CCCAD Compliance & Closure, Inc.

Project: T10000005974-Delong Oil; 1716 Webster St, Alameda, CA

Sample	File ID	DF	Analyzed	By	Prep Date	Prep Batch	Analytical Batch
VC4903-BS	C0123861.D	1	10/11/17	EP	n/a	n/a	VC4903

The QC reported here applies to the following samples:

Method: SW846 8260B

FA48304-1, FA48304-2

CAS No.	Surrogate Recoveries	BSP	Limits
17060-07-0	1,2-Dichloroethane-D4	93%	72-135%
2037-26-5	Toluene-D8	106%	75-126%
460-00-4	4-Bromofluorobenzene	100%	71-133%

* = Outside of Control Limits.

Blank Spike Summary

Job Number: FA48304

Account: CCCAD Compliance & Closure, Inc.

Project: T10000005974-Delong Oil; 1716 Webster St, Alameda, CA

Sample	File ID	DF	Analyzed	By	Prep Date	Prep Batch	Analytical Batch
VN4861-BS	N0106239.D	1	10/17/17	MM	n/a	n/a	VN4861

The QC reported here applies to the following samples:

Method: SW846 8260B

FA48304-3

CAS No.	Compound	Spike ug/l	BSP ug/l	BSP %	Limits
71-43-2	Benzene	25	26.0	104	81-122
108-86-1	Bromobenzene	25	26.1	104	80-121
74-97-5	Bromochloromethane	25	25.9	104	76-123
75-27-4	Bromodichloromethane	25	27.6	110	79-123
75-25-2	Bromoform	25	23.6	94	66-123
78-93-3	2-Butanone (MEK)	125	139	111	56-143
104-51-8	n-Butylbenzene	25	28.8	115	79-126
135-98-8	sec-Butylbenzene	25	28.8	115	83-133
98-06-6	tert-Butylbenzene	25	27.0	108	80-133
56-23-5	Carbon Tetrachloride	25	27.7	111	76-136
108-90-7	Chlorobenzene	25	26.1	104	82-124
75-00-3	Chloroethane	25	28.9	116	62-144
67-66-3	Chloroform	25	26.3	105	80-124
95-49-8	o-Chlorotoluene	25	27.2	109	81-127
106-43-4	p-Chlorotoluene	25	27.2	109	83-130
124-48-1	Dibromochloromethane	25	27.4	110	78-122
96-12-8	1,2-Dibromo-3-chloropropane	25	25.8	103	64-123
106-93-4	1,2-Dibromoethane	25	25.8	103	75-120
75-71-8	Dichlorodifluoromethane	25	19.1	76	42-167
95-50-1	1,2-Dichlorobenzene	25	25.7	103	82-124
541-73-1	1,3-Dichlorobenzene	25	26.9	108	84-125
106-46-7	1,4-Dichlorobenzene	25	25.9	104	78-120
75-34-3	1,1-Dichloroethane	25	28.9	116	81-122
107-06-2	1,2-Dichloroethane	25	25.9	104	75-125
75-35-4	1,1-Dichloroethylene	25	28.9	116	78-137
156-59-2	cis-1,2-Dichloroethylene	25	27.9	112	78-120
156-60-5	trans-1,2-Dichloroethylene	25	28.8	115	76-127
78-87-5	1,2-Dichloropropane	25	25.5	102	76-124
142-28-9	1,3-Dichloropropane	25	24.3	97	80-118
594-20-7	2,2-Dichloropropane	25	29.1	116	74-139
563-58-6	1,1-Dichloropropene	25	26.5	106	79-131
10061-01-5	cis-1,3-Dichloropropene	25	25.1	100	75-118
10061-02-6	trans-1,3-Dichloropropene	25	25.4	102	80-120
108-20-3	Di-Isopropyl Ether	25	25.8	103	68-123
100-41-4	Ethylbenzene	25	27.0	108	81-121
637-92-3	Ethyl Tert Butyl Ether	25	25.3	101	71-120

* = Outside of Control Limits.

Blank Spike Summary

Job Number: FA48304
Account: CCCAD Compliance & Closure, Inc.
Project: T10000005974-Delong Oil; 1716 Webster St, Alameda, CA

Sample	File ID	DF	Analyzed	By	Prep Date	Prep Batch	Analytical Batch
VN4861-BS	N0106239.D	1	10/17/17	MM	n/a	n/a	VN4861

The QC reported here applies to the following samples:

Method: SW846 8260B

FA48304-3

CAS No.	Compound	Spike ug/l	BSP ug/l	BSP %	Limits
87-68-3	Hexachlorobutadiene	25	27.6	110	75-142
591-78-6	2-Hexanone	125	129	103	61-129
98-82-8	Isopropylbenzene	25	28.7	115	83-132
99-87-6	p-Isopropyltoluene	25	29.1	116	79-130
74-83-9	Methyl Bromide	25	26.0	104	59-143
74-87-3	Methyl Chloride	25	23.0	92	50-159
74-95-3	Methylene Bromide	25	25.6	102	78-119
75-09-2	Methylene Chloride	25	24.8	99	69-135
108-10-1	4-Methyl-2-pentanone (MIBK)	125	136	109	66-122
1634-04-4	Methyl Tert Butyl Ether	25	25.0	100	72-117
91-20-3	Naphthalene	25	26.6	106	63-132
103-65-1	n-Propylbenzene	25	27.8	111	82-133
100-42-5	Styrene	25	27.3	109	78-119
994-05-8	Tert-Amyl Methyl Ether	25	25.3	101	73-122
630-20-6	1,1,1,2-Tetrachloroethane	25	28.1	112	77-122
79-34-5	1,1,2,2-Tetrachloroethane	25	26.8	107	72-120
127-18-4	Tetrachloroethylene	25	27.6	110	76-135
108-88-3	Toluene	25	26.2	105	80-120
87-61-6	1,2,3-Trichlorobenzene	25	26.5	106	68-131
120-82-1	1,2,4-Trichlorobenzene	25	27.5	110	73-129
71-55-6	1,1,1-Trichloroethane	25	26.2	105	75-130
79-00-5	1,1,2-Trichloroethane	25	25.5	102	76-119
79-01-6	Trichloroethylene	25	25.7	103	81-126
75-69-4	Trichlorofluoromethane	25	29.5	118	71-156
96-18-4	1,2,3-Trichloropropane	25	26.1	104	77-120
95-63-6	1,2,4-Trimethylbenzene	25	27.1	108	79-120
108-67-8	1,3,5-Trimethylbenzene	25	28.3	113	79-120
75-01-4	Vinyl Chloride	25	23.7	95	69-159
1330-20-7	Xylene (total)	75	81.9	109	80-126

CAS No.	Surrogate Recoveries	BSP	Limits
1868-53-7	Dibromofluoromethane	102%	83-118%
17060-07-0	1,2-Dichloroethane-D4	100%	79-125%
2037-26-5	Toluene-D8	99%	85-112%

* = Outside of Control Limits.

5.2.2
 5

Blank Spike Summary

Job Number: FA48304
Account: CCCAD Compliance & Closure, Inc.
Project: T10000005974-Delong Oil; 1716 Webster St, Alameda, CA

Sample	File ID	DF	Analyzed	By	Prep Date	Prep Batch	Analytical Batch
VN4861-BS	N0106239.D	1	10/17/17	MM	n/a	n/a	VN4861

The QC reported here applies to the following samples:

Method: SW846 8260B

FA48304-3

CAS No.	Surrogate Recoveries	BSP	Limits
460-00-4	4-Bromofluorobenzene	100%	83-118%

* = Outside of Control Limits.

Blank Spike Summary

Job Number: FA48304

Account: CCCAD Compliance & Closure, Inc.

Project: T10000005974-Delong Oil; 1716 Webster St, Alameda, CA

Sample	File ID	DF	Analyzed	By	Prep Date	Prep Batch	Analytical Batch
V5E172-BS	5E4100.D	1	10/19/17	MM	n/a	n/a	V5E172

The QC reported here applies to the following samples:

Method: SW846 8260B

FA48304-3

CAS No.	Compound	Spike ug/l	BSP ug/l	BSP %	Limits
67-64-1	Acetone	125	122	98	50-147
75-65-0	Tert-Butyl Alcohol	250	241	96	63-129

CAS No.	Surrogate Recoveries	BSP	Limits
1868-53-7	Dibromofluoromethane	100%	83-118%
17060-07-0	1,2-Dichloroethane-D4	101%	79-125%
2037-26-5	Toluene-D8	100%	85-112%
460-00-4	4-Bromofluorobenzene	102%	83-118%

* = Outside of Control Limits.

Matrix Spike/Matrix Spike Duplicate Summary

Job Number: FA48304

Account: CCCAD Compliance & Closure, Inc.

Project: T10000005974-Delong Oil; 1716 Webster St, Alameda, CA

Sample	File ID	DF	Analyzed	By	Prep Date	Prep Batch	Analytical Batch
FA48304-2MS	C0123871.D	1	10/11/17	EP	n/a	n/a	VC4903
FA48304-2MSD	C0123872.D	1	10/11/17	EP	n/a	n/a	VC4903
FA48304-2 ^a	C0123870.D	1	10/11/17	EP	n/a	n/a	VC4903

The QC reported here applies to the following samples:

Method: SW846 8260B

FA48304-1, FA48304-2

CAS No.	Compound	FA48304-2 ug/kg	Spike Q	ug/kg	MS ug/kg	MS %	Spike ug/kg	MSD ug/kg	MSD %	RPD	Limits Rec/RPD
67-64-1	Acetone	12.7	J	293	315	103	292	270	88	15	61-152/27
71-43-2	Benzene	ND		58.5	52.7	90	58.4	51.7	89	2	76-126/26
108-86-1	Bromobenzene	ND		58.5	55.5	95	58.4	52.4	90	6	76-122/32
74-97-5	Bromochloromethane	ND		58.5	53.5	91	58.4	52.9	91	1	77-120/24
75-27-4	Bromodichloromethane	ND		58.5	55.9	95	58.4	53.9	92	4	74-130/25
75-25-2	Bromoform	ND		58.5	58.0	99	58.4	54.6	93	6	76-127/26
78-93-3	2-Butanone (MEK)	ND		293	317	108	292	276	95	14	75-137/25
104-51-8	n-Butylbenzene	ND		58.5	53.7	92	58.4	54.5	93	1	71-128/35
135-98-8	sec-Butylbenzene	ND		58.5	50.3	86	58.4	50.0	86	1	79-135/34
98-06-6	tert-Butylbenzene	ND		58.5	54.3	93	58.4	53.2	91	2	77-133/34
56-23-5	Carbon Tetrachloride	ND		58.5	46.1	79	58.4	47.8	82	4	78-133/29
108-90-7	Chlorobenzene	ND		58.5	53.6	92	58.4	51.4	88	4	81-129/29
75-00-3	Chloroethane	ND		58.5	46.2	79	58.4	52.4	90	13	68-133/29
67-66-3	Chloroform	ND		58.5	51.3	88	58.4	51.1	87	0	72-123/26
95-49-8	o-Chlorotoluene	ND		58.5	53.1	91	58.4	52.8	90	1	77-129/33
106-43-4	p-Chlorotoluene	ND		58.5	53.8	92	58.4	51.8	89	4	80-134/33
124-48-1	Dibromochloromethane	ND		58.5	59.4	101	58.4	56.0	96	6	76-127/27
96-12-8	1,2-Dibromo-3-chloropropane	ND		58.5	61.8	106	58.4	57.0	98	8	70-137/29
106-93-4	1,2-Dibromoethane	ND		58.5	60.6	104	58.4	55.1	94	10	77-126/26
75-71-8	Dichlorodifluoromethane	ND		58.5	42.5	73	58.4	44.0	75	3	68-168/29
95-50-1	1,2-Dichlorobenzene	ND		58.5	54.6	93	58.4	54.1	93	1	80-129/32
541-73-1	1,3-Dichlorobenzene	ND		58.5	54.2	93	58.4	53.5	92	1	81-129/33
106-46-7	1,4-Dichlorobenzene	ND		58.5	54.4	93	58.4	54.0	92	1	76-130/32
75-34-3	1,1-Dichloroethane	ND		58.5	50.2	86	58.4	50.6	87	1	73-125/27
107-06-2	1,2-Dichloroethane	ND		58.5	57.8	99	58.4	55.3	95	4	74-128/23
75-35-4	1,1-Dichloroethylene	ND		58.5	45.4	78*	58.4	46.9	80*	3	81-136/28
156-59-2	cis-1,2-Dichloroethylene	ND		58.5	50.3	86	58.4	50.5	86	0	74-126/26
156-60-5	trans-1,2-Dichloroethylene	ND		58.5	48.9	84	58.4	47.2	81	4	70-127/27
78-87-5	1,2-Dichloropropane	ND		58.5	53.0	91	58.4	52.1	89	2	74-125/25
142-28-9	1,3-Dichloropropane	ND		58.5	59.0	101	58.4	53.5	92	10	76-122/26
594-20-7	2,2-Dichloropropane	ND		58.5	43.3	74*	58.4	45.4	78	5	77-133/28
563-58-6	1,1-Dichloropropene	ND		58.5	48.5	83	58.4	48.0	82	1	75-130/28
10061-01-5	cis-1,3-Dichloropropene	ND		58.5	58.0	99	58.4	52.6	90	10	80-123/26
10061-02-6	trans-1,3-Dichloropropene	ND		58.5	62.1	106	58.4	54.5	93	13	75-131/28
108-20-3	Di-Isopropyl Ether	ND		58.5	53.3	91	58.4	54.5	93	2	75-122/25
100-41-4	Ethylbenzene	ND		58.5	52.6	90	58.4	52.3	90	1	77-123/31

* = Outside of Control Limits.

Matrix Spike/Matrix Spike Duplicate Summary

Job Number: FA48304

Account: CCCAD Compliance & Closure, Inc.

Project: T10000005974-Delong Oil; 1716 Webster St, Alameda, CA

Sample	File ID	DF	Analyzed	By	Prep Date	Prep Batch	Analytical Batch
FA48304-2MS	C0123871.D	1	10/11/17	EP	n/a	n/a	VC4903
FA48304-2MSD	C0123872.D	1	10/11/17	EP	n/a	n/a	VC4903
FA48304-2 ^a	C0123870.D	1	10/11/17	EP	n/a	n/a	VC4903

The QC reported here applies to the following samples:

Method: SW846 8260B

FA48304-1, FA48304-2

CAS No.	Compound	FA48304-2 ug/kg	Spike Q ug/kg	MS ug/kg	MS %	Spike ug/kg	MSD ug/kg	MSD %	RPD	Limits Rec/RPD
637-92-3	Ethyl Tert Butyl Ether	ND	58.5	54.5	93	58.4	54.8	94	1	75-117/24
87-68-3	Hexachlorobutadiene	ND	58.5	44.5	76	58.4	46.5	80	4	74-136/38
591-78-6	2-Hexanone	ND	293	309	106	292	274	94	12	72-133/26
98-82-8	Isopropylbenzene	ND	58.5	52.5	90	58.4	54.0	92	3	80-136/32
99-87-6	p-Isopropyltoluene	ND	58.5	55.9	95	58.4	55.2	95	1	77-131/34
74-83-9	Methyl Bromide	ND	58.5	45.3	77	58.4	48.4	83	7	65-139/31
74-87-3	Methyl Chloride	ND	58.5	44.6	76	58.4	45.3	78	2	71-144/27
74-95-3	Methylene Bromide	ND	58.5	58.2	99	58.4	54.7	94	6	74-124/24
75-09-2	Methylene Chloride	29.3	58.5	67.1	65*	58.4	68.7	67*	2	74-137/28
108-10-1	4-Methyl-2-pentanone (MIBK)	ND	293	324	111	292	303	104	7	76-132/26
1634-04-4	Methyl Tert Butyl Ether	ND	58.5	56.8	97	58.4	55.9	96	2	77-120/24
91-20-3	Naphthalene	ND	58.5	56.3	96	58.4	56.2	96	0	79-129/33
103-65-1	n-Propylbenzene	ND	58.5	52.4	89	58.4	51.2	88	2	80-135/33
100-42-5	Styrene	ND	58.5	55.7	95	58.4	55.2	95	1	78-125/30
994-05-8	Tert-Amyl Methyl Ether	ND	58.5	55.8	95	58.4	56.1	96	1	69-130/23
75-65-0	Tert-Butyl Alcohol	ND	585	722	123	584	617	106	16	74-126/32
630-20-6	1,1,1,2-Tetrachloroethane	ND	58.5	56.2	96	58.4	56.2	96	0	78-126/27
79-34-5	1,1,2,2-Tetrachloroethane	ND	58.5	58.4	100	58.4	54.6	93	7	71-126/30
127-18-4	Tetrachloroethylene	ND	58.5	51.0	87	58.4	50.4	86	1	79-130/31
108-88-3	Toluene	ND	58.5	54.7	93	58.4	53.4	91	2	76-124/30
87-61-6	1,2,3-Trichlorobenzene	ND	58.5	50.9	87	58.4	51.7	89	2	77-128/35
120-82-1	1,2,4-Trichlorobenzene	ND	58.5	54.9	94	58.4	55.8	96	2	78-130/34
71-55-6	1,1,1-Trichloroethane	ND	58.5	46.5	79	58.4	47.0	80	1	70-129/27
79-00-5	1,1,2-Trichloroethane	ND	58.5	59.4	101	58.4	55.8	96	6	74-124/28
79-01-6	Trichloroethylene	ND	58.5	51.4	88	58.4	49.5	85	4	75-128/27
75-69-4	Trichlorofluoromethane	ND	58.5	44.7	76	58.4	47.5	81	6	73-145/31
96-18-4	1,2,3-Trichloropropane	ND	58.5	59.3	101	58.4	54.7	94	8	74-127/27
95-63-6	1,2,4-Trimethylbenzene	ND	58.5	54.6	93	58.4	54.2	93	1	74-123/34
108-67-8	1,3,5-Trimethylbenzene	ND	58.5	52.5	90	58.4	52.6	90	0	73-122/33
75-01-4	Vinyl Chloride	ND	58.5	45.0	77	58.4	47.8	82	6	76-141/27
1330-20-7	Xylene (total)	ND	176	161	92	175	161	92	0	80-129/30

CAS No.	Surrogate Recoveries	MS	MSD	FA48304-2	Limits
1868-53-7	Dibromofluoromethane	99%	100%	109%	75-124%

* = Outside of Control Limits.

Matrix Spike/Matrix Spike Duplicate Summary

Job Number: FA48304
Account: CCCAD Compliance & Closure, Inc.
Project: T10000005974-Delong Oil; 1716 Webster St, Alameda, CA

Sample	File ID	DF	Analyzed	By	Prep Date	Prep Batch	Analytical Batch
FA48304-2MS	C0123871.D	1	10/11/17	EP	n/a	n/a	VC4903
FA48304-2MSD	C0123872.D	1	10/11/17	EP	n/a	n/a	VC4903
FA48304-2 ^a	C0123870.D	1	10/11/17	EP	n/a	n/a	VC4903

The QC reported here applies to the following samples:

Method: SW846 8260B

FA48304-1, FA48304-2

CAS No.	Surrogate Recoveries	MS	MSD	FA48304-2	Limits
17060-07-0	1,2-Dichloroethane-D4	101%	100%	112%	72-135%
2037-26-5	Toluene-D8	99%	101%	98%	75-126%
460-00-4	4-Bromofluorobenzene	98%	96%	92%	71-133%

(a) Sample was received in a bulk container.

* = Outside of Control Limits.

5.3.1
 5

Matrix Spike/Matrix Spike Duplicate Summary

Job Number: FA48304
Account: CCCAD Compliance & Closure, Inc.
Project: T10000005974-Delong Oil; 1716 Webster St, Alameda, CA

Sample	File ID	DF	Analyzed	By	Prep Date	Prep Batch	Analytical Batch
FA48346-15MS	N0106259.D	20	10/17/17	MM	n/a	n/a	VN4861
FA48346-15MSD	N0106260.D	20	10/17/17	MM	n/a	n/a	VN4861
FA48346-15	N0106249.D	20	10/17/17	MM	n/a	n/a	VN4861

The QC reported here applies to the following samples:

Method: SW846 8260B

FA48304-3

CAS No.	Compound	FA48346-15 ug/l	Spike Q	MS ug/l	MS %	Spike ug/l	MSD ug/l	MSD %	RPD	Limits Rec/RPD	
71-43-2	Benzene	20 U		500	536	107	500	540	108	1	81-122/14
108-86-1	Bromobenzene	20 U		500	518	104	500	507	101	2	80-121/14
74-97-5	Bromochloromethane	20 U		500	496	99	500	499	100	1	76-123/14
75-27-4	Bromodichloromethane	20 U		500	561	112	500	570	114	2	79-123/19
75-25-2	Bromoform	20 U		500	434	87	500	464	93	7	66-123/21
78-93-3	2-Butanone (MEK)	100 U		2500	3060	122	2500	2850	114	7	56-143/18
104-51-8	n-Butylbenzene	20 U		500	557	111	500	547	109	2	79-126/16
135-98-8	sec-Butylbenzene	20 U		500	579	116	500	559	112	4	83-133/16
98-06-6	tert-Butylbenzene	20 U		500	551	110	500	533	107	3	80-133/16
56-23-5	Carbon Tetrachloride	20 U		500	570	114	500	574	115	1	76-136/23
108-90-7	Chlorobenzene	20 U		500	521	104	500	529	106	2	82-124/14
75-00-3	Chloroethane	40 U		500	630	126	500	676	135	7	62-144/20
67-66-3	Chloroform	20 U		500	550	110	500	546	109	1	80-124/15
95-49-8	o-Chlorotoluene	20 U		500	560	112	500	543	109	3	81-127/15
106-43-4	p-Chlorotoluene	20 U		500	554	111	500	547	109	1	83-130/15
124-48-1	Dibromochloromethane	20 U		500	538	108	500	554	111	3	78-122/19
96-12-8	1,2-Dibromo-3-chloropropane	100 U		500	530	106	500	509	102	4	64-123/18
106-93-4	1,2-Dibromoethane	40 U		500	523	105	500	521	104	0	75-120/13
75-71-8	Dichlorodifluoromethane	40 U		500	373	75	500	391	78	5	42-167/19
95-50-1	1,2-Dichlorobenzene	20 U		500	514	103	500	505	101	2	82-124/14
541-73-1	1,3-Dichlorobenzene	20 U		500	538	108	500	531	106	1	84-125/14
106-46-7	1,4-Dichlorobenzene	20 U		500	515	103	500	511	102	1	78-120/15
75-34-3	1,1-Dichloroethane	20 U		500	582	116	500	579	116	1	81-122/15
107-06-2	1,2-Dichloroethane	20 U		500	556	111	500	555	111	0	75-125/14
75-35-4	1,1-Dichloroethylene	20 U		500	590	118	500	588	118	0	78-137/18
156-59-2	cis-1,2-Dichloroethylene	1130		500	1660	106	500	1650	104	1	78-120/15
156-60-5	trans-1,2-Dichloroethylene	19.1	I	500	604	117	500	603	117	0	76-127/17
78-87-5	1,2-Dichloropropane	20 U		500	529	106	500	511	102	3	76-124/14
142-28-9	1,3-Dichloropropane	20 U		500	500	100	500	517	103	3	80-118/13
594-20-7	2,2-Dichloropropane	20 U		500	474	95	500	470	94	1	74-139/17
563-58-6	1,1-Dichloropropene	20 U		500	538	108	500	542	108	1	79-131/16
10061-01-5	cis-1,3-Dichloropropene	20 U		500	464	93	500	470	94	1	75-118/23
10061-02-6	trans-1,3-Dichloropropene	20 U		500	485	97	500	493	99	2	80-120/22
108-20-3	Di-Isopropyl Ether	20 U		500	527	105	500	529	106	0	68-123/16
100-41-4	Ethylbenzene	20 U		500	557	111	500	557	111	0	81-121/14
637-92-3	Ethyl Tert Butyl Ether	40 U		500	506	101	500	503	101	1	71-120/14

* = Outside of Control Limits.

5.3.2
 5

Matrix Spike/Matrix Spike Duplicate Summary

Job Number: FA48304

Account: CCCAD Compliance & Closure, Inc.

Project: T10000005974-Delong Oil; 1716 Webster St, Alameda, CA

Sample	File ID	DF	Analyzed	By	Prep Date	Prep Batch	Analytical Batch
FA48346-15MS	N0106259.D	20	10/17/17	MM	n/a	n/a	VN4861
FA48346-15MSD	N0106260.D	20	10/17/17	MM	n/a	n/a	VN4861
FA48346-15	N0106249.D	20	10/17/17	MM	n/a	n/a	VN4861

The QC reported here applies to the following samples:

Method: SW846 8260B

FA48304-3

CAS No.	Compound	FA48346-15 ug/l	Spike Q	MS ug/l	MS %	Spike ug/l	MSD ug/l	MSD %	RPD	Limits Rec/RPD
87-68-3	Hexachlorobutadiene	40 U	500	536	107	500	521	104	3	75-142/19
591-78-6	2-Hexanone	200 U	2500	2660	106	2500	2700	108	1	61-129/18
98-82-8	Isopropylbenzene	20 U	500	576	115	500	586	117	2	83-132/15
99-87-6	p-Isopropyltoluene	20 U	500	576	115	500	557	111	3	79-130/16
74-83-9	Methyl Bromide	40 U	500	552	110	500	558	112	1	59-143/19
74-87-3	Methyl Chloride	40 U	500	460	92	500	462	92	0	50-159/19
74-95-3	Methylene Bromide	40 U	500	526	105	500	527	105	0	78-119/14
75-09-2	Methylene Chloride	100 U	500	517	103	500	508	102	2	69-135/16
108-10-1	4-Methyl-2-pentanone (MIBK)	100 U	2500	2790	112	2500	2830	113	1	66-122/16
1634-04-4	Methyl Tert Butyl Ether	20 U	500	495	99	500	500	100	1	72-117/14
91-20-3	Naphthalene	100 U	500	510	102	500	499	100	2	63-132/25
103-65-1	n-Propylbenzene	20 U	500	564	113	500	547	109	3	82-133/15
100-42-5	Styrene	20 U	500	542	108	500	547	109	1	78-119/23
994-05-8	Tert-Amyl Methyl Ether	40 U	500	491	98	500	493	99	0	73-122/13
630-20-6	1,1,1,2-Tetrachloroethane	20 U	500	557	111	500	553	111	1	77-122/19
79-34-5	1,1,2,2-Tetrachloroethane	20 U	500	535	107	500	527	105	2	72-120/14
127-18-4	Tetrachloroethylene	20 U	500	524	105	500	538	108	3	76-135/16
108-88-3	Toluene	20 U	500	523	105	500	539	108	3	80-120/14
87-61-6	1,2,3-Trichlorobenzene	40 U	500	503	101	500	498	100	1	68-131/25
120-82-1	1,2,4-Trichlorobenzene	40 U	500	525	105	500	510	102	3	73-129/20
71-55-6	1,1,1-Trichloroethane	20 U	500	550	110	500	549	110	0	75-130/16
79-00-5	1,1,2-Trichloroethane	20 U	500	521	104	500	532	106	2	76-119/14
79-01-6	Trichloroethylene	20 U	500	530	106	500	529	106	0	81-126/15
75-69-4	Trichlorofluoromethane	40 U	500	639	128	500	640	128	0	71-156/21
96-18-4	1,2,3-Trichloropropane	40 U	500	533	107	500	501	100	6	77-120/16
95-63-6	1,2,4-Trimethylbenzene	20 U	500	541	108	500	535	107	1	79-120/18
108-67-8	1,3,5-Trimethylbenzene	20 U	500	565	113	500	546	109	3	79-120/19
75-01-4	Vinyl Chloride	78.3	500	543	93	500	554	95	2	69-159/18
1330-20-7	Xylene (total)	60 U	1500	1690	113	1500	1700	113	1	80-126/15

CAS No.	Surrogate Recoveries	MS	MSD	FA48346-15	Limits
1868-53-7	Dibromofluoromethane	104%	103%	102%	83-118%
17060-07-0	1,2-Dichloroethane-D4	106%	104%	100%	79-125%
2037-26-5	Toluene-D8	98%	101%	97%	85-112%

* = Outside of Control Limits.

Matrix Spike/Matrix Spike Duplicate Summary

Job Number: FA48304

Account: CCCAD Compliance & Closure, Inc.

Project: T10000005974-Delong Oil; 1716 Webster St, Alameda, CA

Sample	File ID	DF	Analyzed	By	Prep Date	Prep Batch	Analytical Batch
FA48346-15MS	N0106259.D	20	10/17/17	MM	n/a	n/a	VN4861
FA48346-15MSD	N0106260.D	20	10/17/17	MM	n/a	n/a	VN4861
FA48346-15	N0106249.D	20	10/17/17	MM	n/a	n/a	VN4861

The QC reported here applies to the following samples:

Method: SW846 8260B

FA48304-3

CAS No.	Surrogate Recoveries	MS	MSD	FA48346-15	Limits
460-00-4	4-Bromofluorobenzene	97%	96%	100%	83-118%

* = Outside of Control Limits.

Matrix Spike/Matrix Spike Duplicate Summary

Job Number: FA48304
Account: CCCAD Compliance & Closure, Inc.
Project: T10000005974-Delong Oil; 1716 Webster St, Alameda, CA

Sample	File ID	DF	Analyzed	By	Prep Date	Prep Batch	Analytical Batch
FA48291-2MS	5E4118.D	5	10/19/17	MM	n/a	n/a	V5E172
FA48291-2MSD	5E4121.D	5	10/19/17	MM	n/a	n/a	V5E172
FA48291-2	5E4120.D	5	10/19/17	MM	n/a	n/a	V5E172

The QC reported here applies to the following samples:

Method: SW846 8260B

FA48304-3

CAS No.	Compound	FA48291-2 ug/l	Spike Q ug/l	MS ug/l	MS %	Spike ug/l	MSD ug/l	MSD %	RPD	Limits Rec/RPD
67-64-1	Acetone	ND	625	649	104	625	598	96	8	50-147/21
75-65-0	Tert-Butyl Alcohol	ND	1250	1210	97	1250	1270	102	5	63-129/27

CAS No.	Surrogate Recoveries	MS	MSD	FA48291-2	Limits
1868-53-7	Dibromofluoromethane	99%	97%	96%	83-118%
17060-07-0	1,2-Dichloroethane-D4	104%	100%	101%	79-125%
2037-26-5	Toluene-D8	99%	100%	101%	85-112%
460-00-4	4-Bromofluorobenzene	101%	103%	103%	83-118%

* = Outside of Control Limits.

MS Semi-volatiles

QC Data Summaries

Includes the following where applicable:

- Method Blank Summaries
- Blank Spike Summaries
- Matrix Spike and Duplicate Summaries

Method Blank Summary

Job Number: FA48304
Account: CCCAD Compliance & Closure, Inc.
Project: T10000005974-Delong Oil; 1716 Webster St, Alameda, CA

Sample	File ID	DF	Analyzed	By	Prep Date	Prep Batch	Analytical Batch
OP67203-MB	4D2754.D	1	10/18/17	MV	10/13/17	OP67203	S4D105

The QC reported here applies to the following samples:

Method: SW846 8270D

FA48304-3

CAS No.	Compound	Result	RL	MDL	Units	Q
83-32-9	Acenaphthene	ND	5.0	0.63	ug/l	
208-96-8	Acenaphthylene	ND	5.0	0.64	ug/l	
120-12-7	Anthracene	ND	5.0	0.80	ug/l	
56-55-3	Benzo(a)anthracene	ND	5.0	0.76	ug/l	
50-32-8	Benzo(a)pyrene	ND	5.0	0.78	ug/l	
205-99-2	Benzo(b)fluoranthene	ND	5.0	0.78	ug/l	
191-24-2	Benzo(g,h,i)perylene	ND	5.0	0.82	ug/l	
207-08-9	Benzo(k)fluoranthene	ND	5.0	0.86	ug/l	
218-01-9	Chrysene	ND	5.0	0.85	ug/l	
53-70-3	Dibenzo(a,h)anthracene	ND	5.0	0.80	ug/l	
206-44-0	Fluoranthene	ND	5.0	0.55	ug/l	
86-73-7	Fluorene	ND	5.0	0.70	ug/l	
193-39-5	Indeno(1,2,3-cd)pyrene	ND	5.0	0.71	ug/l	
90-12-0	1-Methylnaphthalene	ND	5.0	0.53	ug/l	
91-57-6	2-Methylnaphthalene	ND	5.0	0.60	ug/l	
91-20-3	Naphthalene	ND	5.0	0.50	ug/l	
85-01-8	Phenanthrene	ND	5.0	0.86	ug/l	
129-00-0	Pyrene	ND	5.0	0.68	ug/l	

CAS No.	Surrogate Recoveries	Limits
367-12-4	2-Fluorophenol	22% 14-67%
4165-62-2	Phenol-d5	14% 10-50%
118-79-6	2,4,6-Tribromophenol	81% 33-118%
4165-60-0	Nitrobenzene-d5	74% 42-108%
321-60-8	2-Fluorobiphenyl	77% 40-106%
1718-51-0	Terphenyl-d14	60% 39-121%

CAS No.	Tentatively Identified Compounds	R.T.	Est. Conc.	Units	Q
	Total TIC, Semi-Volatile ^a		0	ug/l	

(a) No TICs detected.

Method Blank Summary

Job Number: FA48304
Account: CCCAD Compliance & Closure, Inc.
Project: T10000005974-Delong Oil; 1716 Webster St, Alameda, CA

Sample	File ID	DF	Analyzed	By	Prep Date	Prep Batch	Analytical Batch
OP67244-MB	X056487.D	1	10/19/17	MV	10/17/17	OP67244	SX2382

The QC reported here applies to the following samples:

Method: SW846 8270D

FA48304-1, FA48304-2

CAS No.	Compound	Result	RL	MDL	Units	Q
83-32-9	Acenaphthene	ND	170	18	ug/kg	
208-96-8	Acenaphthylene	ND	170	17	ug/kg	
120-12-7	Anthracene	ND	170	19	ug/kg	
56-55-3	Benzo(a)anthracene	ND	170	17	ug/kg	
50-32-8	Benzo(a)pyrene	ND	170	20	ug/kg	
205-99-2	Benzo(b)fluoranthene	ND	170	18	ug/kg	
191-24-2	Benzo(g,h,i)perylene	ND	170	17	ug/kg	
207-08-9	Benzo(k)fluoranthene	ND	170	22	ug/kg	
218-01-9	Chrysene	ND	170	17	ug/kg	
53-70-3	Dibenzo(a,h)anthracene	ND	170	21	ug/kg	
206-44-0	Fluoranthene	ND	170	17	ug/kg	
86-73-7	Fluorene	ND	170	18	ug/kg	
193-39-5	Indeno(1,2,3-cd)pyrene	ND	170	20	ug/kg	
90-12-0	1-Methylnaphthalene	ND	170	17	ug/kg	
91-57-6	2-Methylnaphthalene	ND	170	17	ug/kg	
91-20-3	Naphthalene	ND	170	17	ug/kg	
85-01-8	Phenanthrene	ND	170	17	ug/kg	
129-00-0	Pyrene	ND	170	19	ug/kg	

CAS No.	Surrogate Recoveries	Limits	
367-12-4	2-Fluorophenol	79%	40-102%
4165-62-2	Phenol-d5	80%	41-100%
118-79-6	2,4,6-Tribromophenol	84%	42-108%
4165-60-0	Nitrobenzene-d5	73%	40-105%
321-60-8	2-Fluorobiphenyl	82%	43-107%
1718-51-0	Terphenyl-d14	90%	45-119%

Blank Spike Summary

Job Number: FA48304
Account: CCCAD Compliance & Closure, Inc.
Project: T10000005974-Delong Oil; 1716 Webster St, Alameda, CA

Sample	File ID	DF	Analyzed	By	Prep Date	Prep Batch	Analytical Batch
OP67203-BS	4D2753.D	1	10/18/17	MV	10/13/17	OP67203	S4D105

The QC reported here applies to the following samples:

Method: SW846 8270D

FA48304-3

CAS No.	Compound	Spike ug/l	BSP ug/l	BSP %	Limits
83-32-9	Acenaphthene	50	40.3	81	61-107
208-96-8	Acenaphthylene	50	42.8	86	60-104
120-12-7	Anthracene	50	41.5	83	65-108
56-55-3	Benzo(a)anthracene	50	43.0	86	66-111
50-32-8	Benzo(a)pyrene	50	43.0	86	62-107
205-99-2	Benzo(b)fluoranthene	50	44.4	89	65-114
191-24-2	Benzo(g,h,i)perylene	50	42.2	84	66-116
207-08-9	Benzo(k)fluoranthene	50	43.7	87	65-114
218-01-9	Chrysene	50	43.8	88	66-111
53-70-3	Dibenzo(a,h)anthracene	50	44.2	88	66-119
206-44-0	Fluoranthene	50	43.0	86	63-106
86-73-7	Fluorene	50	41.9	84	62-108
193-39-5	Indeno(1,2,3-cd)pyrene	50	43.6	87	64-119
90-12-0	1-Methylnaphthalene	50	39.6	79	53-102
91-57-6	2-Methylnaphthalene	50	39.5	79	51-102
91-20-3	Naphthalene	50	38.6	77	47-100
85-01-8	Phenanthrene	50	41.8	84	66-110
129-00-0	Pyrene	50	44.7	89	64-113

CAS No.	Surrogate Recoveries	BSP	Limits
367-12-4	2-Fluorophenol	21%	14-67%
4165-62-2	Phenol-d5	12%	10-50%
118-79-6	2,4,6-Tribromophenol	83%	33-118%
4165-60-0	Nitrobenzene-d5	81%	42-108%
321-60-8	2-Fluorobiphenyl	79%	40-106%
1718-51-0	Terphenyl-d14	47%	39-121%

* = Outside of Control Limits.

Blank Spike Summary

Job Number: FA48304

Account: CCCAD Compliance & Closure, Inc.

Project: T10000005974-Delong Oil; 1716 Webster St, Alameda, CA

Sample	File ID	DF	Analyzed	By	Prep Date	Prep Batch	Analytical Batch
OP67244-BS	X056486.D	1	10/19/17	MV	10/17/17	OP67244	SX2382

The QC reported here applies to the following samples:

Method: SW846 8270D

FA48304-1, FA48304-2

CAS No.	Compound	Spike ug/kg	BSP ug/kg	BSP %	Limits
83-32-9	Acenaphthene	1670	1470	88	56-109
208-96-8	Acenaphthylene	1670	1520	91	56-106
120-12-7	Anthracene	1670	1410	85	61-110
56-55-3	Benzo(a)anthracene	1670	1470	88	66-111
50-32-8	Benzo(a)pyrene	1670	1470	88	59-104
205-99-2	Benzo(b)fluoranthene	1670	1540	92	67-113
191-24-2	Benzo(g,h,i)perylene	1670	1640	98	67-113
207-08-9	Benzo(k)fluoranthene	1670	1560	94	67-114
218-01-9	Chrysene	1670	1480	89	65-112
53-70-3	Dibenzo(a,h)anthracene	1670	1690	101	68-115
206-44-0	Fluoranthene	1670	1480	89	60-108
86-73-7	Fluorene	1670	1500	90	58-109
193-39-5	Indeno(1,2,3-cd)pyrene	1670	1680	101	66-116
90-12-0	1-Methylnaphthalene	1670	1380	83	49-106
91-57-6	2-Methylnaphthalene	1670	1320	79	47-106
91-20-3	Naphthalene	1670	1350	81	44-104
85-01-8	Phenanthrene	1670	1470	88	63-111
129-00-0	Pyrene	1670	1480	89	65-115

CAS No.	Surrogate Recoveries	BSP	Limits
367-12-4	2-Fluorophenol	78%	40-102%
4165-62-2	Phenol-d5	74%	41-100%
118-79-6	2,4,6-Tribromophenol	94%	42-108%
4165-60-0	Nitrobenzene-d5	77%	40-105%
321-60-8	2-Fluorobiphenyl	86%	43-107%
1718-51-0	Terphenyl-d14	91%	45-119%

* = Outside of Control Limits.

Matrix Spike/Matrix Spike Duplicate Summary

Job Number: FA48304

Account: CCCAD Compliance & Closure, Inc.

Project: T10000005974-Delong Oil; 1716 Webster St, Alameda, CA

Sample	File ID	DF	Analyzed	By	Prep Date	Prep Batch	Analytical Batch
OP67203-MS	4D2756.D	1	10/18/17	MV	10/13/17	OP67203	S4D105
OP67203-MSD	4D2757.D	1	10/18/17	MV	10/13/17	OP67203	S4D105
FA48285-1	4D2755.D	1	10/18/17	MV	10/13/17	OP67203	S4D105

The QC reported here applies to the following samples:

Method: SW846 8270D

FA48304-3

CAS No.	Compound	FA48285-1 ug/l	Spike Q ug/l	MS ug/l	MS %	Spike ug/l	MSD ug/l	MSD %	RPD	Limits Rec/RPD
83-32-9	Acenaphthene	ND	98	82.7	84	98	78.4	80	5	61-107/22
208-96-8	Acenaphthylene	ND	98	87.2	89	98	83.9	86	4	60-104/22
120-12-7	Anthracene	ND	98	82.6	84	98	80.7	82	2	65-108/20
56-55-3	Benzo(a)anthracene	ND	98	77.7	79	98	74.9	76	4	66-111/22
50-32-8	Benzo(a)pyrene	ND	98	86.9	89	98	90.8	93	4	62-107/23
205-99-2	Benzo(b)fluoranthene	ND	98	88.8	91	98	94.1	96	6	65-114/23
191-24-2	Benzo(g,h,i)perylene	ND	98	91.6	93	98	89.8	92	2	66-116/23
207-08-9	Benzo(k)fluoranthene	ND	98	88.9	91	98	90.3	92	2	65-114/24
218-01-9	Chrysene	ND	98	77.8	79	98	74.3	76	5	66-111/22
53-70-3	Dibenzo(a,h)anthracene	ND	98	87.6	89	98	90.2	92	3	66-119/24
206-44-0	Fluoranthene	ND	98	80.0	82	98	76.9	78	4	63-106/21
86-73-7	Fluorene	ND	98	83.9	86	98	81.5	83	3	62-108/20
193-39-5	Indeno(1,2,3-cd)pyrene	ND	98	96.4	98	98	97.1	99	1	64-119/24
90-12-0	1-Methylnaphthalene	ND	98	78.4	80	98	73.2	75	7	53-102/27
91-57-6	2-Methylnaphthalene	ND	98	76.6	78	98	73.0	74	5	51-102/26
91-20-3	Naphthalene	ND	98	75.7	77	98	70.8	72	7	47-100/29
85-01-8	Phenanthrene	ND	98	83.6	85	98	80.6	82	4	66-110/21
129-00-0	Pyrene	ND	98	79.2	81	98	77.6	79	2	64-113/23

CAS No.	Surrogate Recoveries	MS	MSD	FA48285-1	Limits
367-12-4	2-Fluorophenol	36%	33%	14%	14-67%
4165-62-2	Phenol-d5	23%	22%	8% * a	10-50%
118-79-6	2,4,6-Tribromophenol	84%	78%	68%	33-118%
4165-60-0	Nitrobenzene-d5	79%	73%	64%	42-108%
321-60-8	2-Fluorobiphenyl	80%	75%	67%	40-106%
1718-51-0	Terphenyl-d14	49%	47%	51%	39-121%

(a) Outside control limits. Insufficient sample for re-extraction.

* = Outside of Control Limits.

Matrix Spike/Matrix Spike Duplicate Summary

Job Number: FA48304

Account: CCCAD Compliance & Closure, Inc.

Project: T10000005974-Delong Oil; 1716 Webster St, Alameda, CA

Sample	File ID	DF	Analyzed	By	Prep Date	Prep Batch	Analytical Batch
OP67244-MS	X056509.D	1	10/19/17	MV	10/17/17	OP67244	SX2382
OP67244-MSD	X056510.D	1	10/19/17	MV	10/17/17	OP67244	SX2382
FA48393-7	X056508.D	1	10/19/17	MV	10/17/17	OP67244	SX2382

The QC reported here applies to the following samples:

Method: SW846 8270D

FA48304-1, FA48304-2

CAS No.	Compound	FA48393-7 ug/kg	Spike Q	ug/kg	MS ug/kg	MS %	Spike ug/kg	MSD ug/kg	MSD %	RPD	Limits Rec/RPD
83-32-9	Acenaphthene	ND		1910	1630	85	1920	1810	94	10	56-109/23
208-96-8	Acenaphthylene	ND		1910	1720	90	1920	1900	99	10	56-106/23
120-12-7	Anthracene	ND		1910	1550	81	1920	1690	88	9	61-110/21
56-55-3	Benzo(a)anthracene	ND		1910	1620	85	1920	1840	96	13	66-111/23
50-32-8	Benzo(a)pyrene	ND		1910	1630	85	1920	1840	96	12	59-104/23
205-99-2	Benzo(b)fluoranthene	ND		1910	1750	92	1920	1940	101	10	67-113/24
191-24-2	Benzo(g,h,i)perylene	ND		1910	1800	94	1920	2090	109	15	67-113/21
207-08-9	Benzo(k)fluoranthene	ND		1910	1710	90	1920	1900	99	11	67-114/22
218-01-9	Chrysene	ND		1910	1630	85	1920	1840	96	12	65-112/25
53-70-3	Dibenzo(a,h)anthracene	ND		1910	1830	96	1920	2250	117*	21	68-115/23
206-44-0	Fluoranthene	ND		1910	1580	83	1920	1820	95	14	60-108/25
86-73-7	Fluorene	ND		1910	1660	87	1920	2030	106	20	58-109/21
193-39-5	Indeno(1,2,3-cd)pyrene	ND		1910	1830	96	1920	2150	112	16	66-116/22
90-12-0	1-Methylnaphthalene	ND		1910	1550	81	1920	1730	90	11	49-106/26
91-57-6	2-Methylnaphthalene	ND		1910	1460	76	1920	1620	85	10	47-106/27
91-20-3	Naphthalene	ND		1910	1550	81	1920	1740	91	12	44-104/27
85-01-8	Phenanthrene	ND		1910	1620	85	1920	1830	95	12	63-111/22
129-00-0	Pyrene	ND		1910	1710	90	1920	1930	101	12	65-115/25

CAS No.	Surrogate Recoveries	MS	MSD	FA48393-7	Limits
367-12-4	2-Fluorophenol	74%	91%	77%	40-102%
4165-62-2	Phenol-d5	70%	84%	74%	41-100%
118-79-6	2,4,6-Tribromophenol	90%	104%	91%	42-108%
4165-60-0	Nitrobenzene-d5	75%	85%	80%	40-105%
321-60-8	2-Fluorobiphenyl	85%	94%	89%	43-107%
1718-51-0	Terphenyl-d14	91%	106%	98%	45-119%

* = Outside of Control Limits.

GC Volatiles

QC Data Summaries

Includes the following where applicable:

- Method Blank Summaries
- Blank Spike Summaries
- Matrix Spike and Duplicate Summaries

Method Blank Summary

Job Number: FA48304

Account: CCCAD Compliance & Closure, Inc.

Project: T10000005974-Delong Oil; 1716 Webster St, Alameda, CA

Sample	File ID	DF	Analyzed	By	Prep Date	Prep Batch	Analytical Batch
GCD6112-MB	CD146520.D	1	10/13/17	EG	n/a	n/a	GCD6112

The QC reported here applies to the following samples:

Method: SW846 8015C

FA48304-1, FA48304-2

CAS No.	Compound	Result	RL	MDL	Units	Q
	TPH-GRO (C6-C10)	ND	5.0	2.5	mg/kg	

CAS No.	Surrogate Recoveries	Limits	
460-00-4	4-Bromofluorobenzene	88%	56-149%
98-08-8	aaa-Trifluorotoluene	75%	66-132%

Method Blank Summary

Job Number: FA48304
Account: CCCAD Compliance & Closure, Inc.
Project: T10000005974-Delong Oil; 1716 Webster St, Alameda, CA

Sample	File ID	DF	Analyzed	By	Prep Date	Prep Batch	Analytical Batch
GCD6118-MB	CD146635.D	1	10/19/17	EG	n/a	n/a	GCD6118

The QC reported here applies to the following samples:

Method: SW846 8015C

FA48304-3

CAS No.	Compound	Result	RL	MDL	Units	Q
	TPH-GRO (C6-C10)	ND	0.10	0.050	mg/l	

CAS No.	Surrogate Recoveries	Limits	
460-00-4	4-Bromofluorobenzene	88%	70-131%
98-08-8	aaa-Trifluorotoluene	79%	69-143%

Blank Spike Summary

Job Number: FA48304
Account: CCCAD Compliance & Closure, Inc.
Project: T10000005974-Delong Oil; 1716 Webster St, Alameda, CA

Sample	File ID	DF	Analyzed	By	Prep Date	Prep Batch	Analytical Batch
GCD6112-BS	CD146519.D	1	10/13/17	EG	n/a	n/a	GCD6112

The QC reported here applies to the following samples:

Method: SW846 8015C

FA48304-1, FA48304-2

CAS No.	Compound	Spike mg/kg	BSP mg/kg	BSP %	Limits
	TPH-GRO (C6-C10)	20	21.1	106	74-128

CAS No.	Surrogate Recoveries	BSP	Limits
460-00-4	4-Bromofluorobenzene	95%	56-149%
98-08-8	aaa-Trifluorotoluene	94%	66-132%

* = Outside of Control Limits.

7.2.1
 7

Blank Spike Summary

Job Number: FA48304
Account: CCCAD Compliance & Closure, Inc.
Project: T10000005974-Delong Oil; 1716 Webster St, Alameda, CA

Sample	File ID	DF	Analyzed	By	Prep Date	Prep Batch	Analytical Batch
GCD6118-BS	CD146634.D	1	10/19/17	EG	n/a	n/a	GCD6118

The QC reported here applies to the following samples:

Method: SW846 8015C

FA48304-3

CAS No.	Compound	Spike mg/l	BSP mg/l	BSP %	Limits
	TPH-GRO (C6-C10)	0.4	0.416	104	75-138

CAS No.	Surrogate Recoveries	BSP	Limits
460-00-4	4-Bromofluorobenzene	95%	70-131%
98-08-8	aaa-Trifluorotoluene	94%	69-143%

* = Outside of Control Limits.

Matrix Spike/Matrix Spike Duplicate Summary

Job Number: FA48304
Account: CCCAD Compliance & Closure, Inc.
Project: T10000005974-Delong Oil; 1716 Webster St, Alameda, CA

Sample	File ID	DF	Analyzed	By	Prep Date	Prep Batch	Analytical Batch
FA48179-1MS	CD146527.D	1	10/13/17	EG	n/a	n/a	GCD6112
FA48179-1MSD	CD146528.D	1	10/13/17	EG	n/a	n/a	GCD6112
FA48179-1	CD146521.D	1	10/13/17	EG	n/a	n/a	GCD6112

The QC reported here applies to the following samples:

Method: SW846 8015C

FA48304-1, FA48304-2

CAS No.	Compound	FA48179-1 mg/kg	Spike Q mg/kg	MS mg/kg	MS %	Spike mg/kg	MSD mg/kg	MSD %	RPD	Limits Rec/RPD
	TPH-GRO (C6-C10)	4.6 U	18.4	19.4	105	18.4	20.1	109	4	74-128/17

CAS No.	Surrogate Recoveries	MS	MSD	FA48179-1	Limits
460-00-4	4-Bromofluorobenzene	92%	95%	88%	56-149%
98-08-8	aaa-Trifluorotoluene	91%	92%	77%	66-132%

* = Outside of Control Limits.

Matrix Spike/Matrix Spike Duplicate Summary

Job Number: FA48304

Account: CCCAD Compliance & Closure, Inc.

Project: T10000005974-Delong Oil; 1716 Webster St, Alameda, CA

Sample	File ID	DF	Analyzed	By	Prep Date	Prep Batch	Analytical Batch
FA48289-3MS	CD146642.D	10	10/19/17	EG	n/a	n/a	GCD6118
FA48289-3MSD	CD146643.D	10	10/19/17	EG	n/a	n/a	GCD6118
FA48289-3	CD146636.D	10	10/19/17	EG	n/a	n/a	GCD6118

The QC reported here applies to the following samples:

Method: SW846 8015C

FA48304-3

CAS No.	Compound	FA48289-3 mg/l	Spike Q mg/l	MS mg/l	MS %	Spike mg/l	MSD mg/l	MSD %	RPD	Limits Rec/RPD
	TPH-GRO (C6-C10)	4.03	4	8.01	100	4	8.07	101	1	75-138/13

CAS No.	Surrogate Recoveries	MS	MSD	FA48289-3	Limits
460-00-4	4-Bromofluorobenzene	101%	99%	96%	70-131%
98-08-8	aaa-Trifluorotoluene	97%	104%	89%	69-143%

* = Outside of Control Limits.

GC/LC Semi-volatiles

QC Data Summaries

Includes the following where applicable:

- Method Blank Summaries
- Blank Spike Summaries
- Matrix Spike and Duplicate Summaries

Method Blank Summary

Job Number: FA48304
Account: CCCAD Compliance & Closure, Inc.
Project: T10000005974-Delong Oil; 1716 Webster St, Alameda, CA

Sample	File ID	DF	Analyzed	By	Prep Date	Prep Batch	Analytical Batch
OP67222-MB	WW12891.D	1	10/18/17	SJL	10/16/17	OP67222	GWW539

The QC reported here applies to the following samples:

Method: SW846 8015C

FA48304-3

CAS No.	Compound	Result	RL	MDL	Units	Q
	TPH (C10-C28)	ND	0.050	0.020	mg/l	
	TPH (> C28-C40)	ND	0.050	0.020	mg/l	

CAS No.	Surrogate Recoveries	Limits
84-15-1	o-Terphenyl	71% 50-131%

Method Blank Summary

Job Number: FA48304
Account: CCCAD Compliance & Closure, Inc.
Project: T10000005974-Delong Oil; 1716 Webster St, Alameda, CA

Sample	File ID	DF	Analyzed	By	Prep Date	Prep Batch	Analytical Batch
OP67285-MB	WW13064.D	1	10/24/17	SJL	10/19/17	OP67285	GWW542

The QC reported here applies to the following samples:

Method: SW846 8015C

FA48304-1, FA48304-2

CAS No.	Compound	Result	RL	MDL	Units	Q
	TPH (C10-C28)	ND	5.0	2.5	mg/kg	
	TPH (> C28-C40)	ND	5.0	2.5	mg/kg	

CAS No.	Surrogate Recoveries	Limits
84-15-1	o-Terphenyl	74% 56-122%

8.1.2
8

Blank Spike Summary

Job Number: FA48304
Account: CCCAD Compliance & Closure, Inc.
Project: T10000005974-Delong Oil; 1716 Webster St, Alameda, CA

Sample	File ID	DF	Analyzed	By	Prep Date	Prep Batch	Analytical Batch
OP67222-BS	WW12925.D	1	10/18/17	SJL	10/16/17	OP67222	GWW539

The QC reported here applies to the following samples:

Method: SW846 8015C

FA48304-3

CAS No.	Compound	Spike mg/l	BSP mg/l	BSP %	Limits
	TPH (C10-C28)	1	1.25	125	60-128
	TPH (> C28-C40)	1	0.805	81	51-138

CAS No.	Surrogate Recoveries	BSP	Limits
84-15-1	o-Terphenyl	75%	50-131%

8.2.1
8

* = Outside of Control Limits.

Blank Spike Summary

Job Number: FA48304
Account: CCCAD Compliance & Closure, Inc.
Project: T10000005974-Delong Oil; 1716 Webster St, Alameda, CA

Sample	File ID	DF	Analyzed	By	Prep Date	Prep Batch	Analytical Batch
OP67285-BS	WW13063.D	1	10/23/17	SJL	10/19/17	OP67285	GWW542

The QC reported here applies to the following samples:

Method: SW846 8015C

FA48304-1, FA48304-2

CAS No.	Compound	Spike mg/kg	BSP mg/kg	BSP %	Limits
	TPH (C10-C28)	50	57.7	115	62-116
	TPH (> C28-C40)	50	37.0	74	47-138

CAS No.	Surrogate Recoveries	BSP	Limits
84-15-1	o-Terphenyl	73%	56-122%

8.2.2
8

* = Outside of Control Limits.

Matrix Spike/Matrix Spike Duplicate Summary

Job Number: FA48304
Account: CCCAD Compliance & Closure, Inc.
Project: T10000005974-Delong Oil; 1716 Webster St, Alameda, CA

Sample	File ID	DF	Analyzed	By	Prep Date	Prep Batch	Analytical Batch
OP67285-MS	WW13069.D	4	10/24/17	SJL	10/19/17	OP67285	GWW542
OP67285-MSD	WW13070.D	4	10/24/17	SJL	10/19/17	OP67285	GWW542
FA48501-1	WW13068.D	4	10/24/17	SJL	10/19/17	OP67285	GWW542

The QC reported here applies to the following samples:

Method: SW846 8015C

FA48304-1, FA48304-2

CAS No.	Compound	FA48501-1 mg/kg	Spike mg/kg	MS mg/kg	MS %	Spike mg/kg	MSD mg/kg	MSD %	RPD	Limits Rec/RPD
	TPH (C10-C28)	50.6	48.8	134	171*	48.8	152	208*	13	62-116/35
	TPH (> C28-C40)	156	48.8	223	137	48.8	263	219* a	16	47-138/29

8.3.1
8

CAS No.	Surrogate Recoveries	MS	MSD	FA48501-1	Limits
84-15-1	o-Terphenyl	82%	80%	70%	56-122%

(a) Outside control limits due to high level in sample relative to spike amount.

* = Outside of Control Limits.