



June 21, 2016

RECEIVED

By Alameda County Environmental Health 9:50 am, Jun 23, 2016

Alameda County Environmental Health Services
Environmental Protection
1131 Harbor Bay Parkway, Suite 250
Alameda, California 94502-6577

Attention: Mr. Mark Detterman

RE: Second Quarter 2016 Groundwater Monitoring Report
Delong Oil, Inc.
1716 Webster Street, Alameda, California 94501
Fuel Leak Case No. RO0003140; (Global ID No. T10000005974)
(CCI Project No. 12214-2)

Dear Mr. Detterman:

Compliance & Closure, Inc. (CCI) is pleased to present the Second Quarter 2016 Groundwater Monitoring Report for the sampling of the four on-site groundwater monitoring wells at the Delong Oil, Inc. 76 Gas Station/Circle K, located at 1716 Webster Street, Alameda, California (Figures 1 and 2).

Background

In 1983, three single-walled, fiberglass gasoline fuel tanks (12,000-gallon, 10,000-gallon and 6,000-gallon) and one waste oil tank were installed underground (USTs) at the site. In 1987, Mobil Oil Corporation replaced the waste oil tank with a 1,000-gallon tank. The site was later sold to British Petroleum, which operated the site until 1994. In 1994, the site was sold to ConocoPhillips, which operated the site until 2009. Between 1990 and 2009, several environmental site investigations and monitoring activities were conducted by several environmental consulting firms including Kaprealian Engineering, Inc., Hydro-Environmental Technologies, Inc., Fugro West and TRC Alton Geoscience.

In 2009, ConocoPhillips sold the site to United Brothers Enterprises, Inc., also doing business as Delong Oil, Inc., the current owner of the property. In early November 2009, Delong Oil converted the 6,000-gallon gasoline tank to a diesel tank. In July 2011, free-phase product was discovered in well RW-1, located adjacent to the converted diesel tank. Fingerprint analysis later identified the liquid as diesel fuel. Since Delong Oil was the only operator to sell diesel fuel at the site, the ACHE named it as a responsible party for the unauthorized release of the fuel. On September 6, 2013, the 1,000-gallon waste oil tank was removed from the site. Two soil samples

and one grab water sample was collected from the excavation. The laboratory reported the soil samples contained detectable total petroleum hydrocarbons as diesel (TPHd) at 30.9 milligrams per kilogram (mg/kg) and total petroleum hydrocarbons as motor oil (TPHmo) at 231 mg/kg. The groundwater sample was also reported to contain detectable TPHd at 18,200 micrograms per liter (ug/L) and TPHmo at 46,200 ug/L. Based on these results, Delong Oil was again named a responsible party for an unauthorized release of product in the vicinity of the former waste oil tank.

On June 10, 2014, ACEH issued a letter directing Delong Oil to prepare a scope of work to characterize the downgradient and lateral extent of the free-phase product and groundwater contamination associated with the waste oil tank. ACEH also directed Delong Oil to evaluate potential impacts from the waste oil release to adjacent downgradient residential buildings. CCI conducted a soil and groundwater investigation at the site in January 2016 and submitted that report to the ACEH.

Results from the January 2016 investigation showed that the soil and groundwater samples collected from the area just north and west of the former waste oil tank and the area of the former hydraulic lifts were reported by the laboratory to contain detectable concentrations of TPHd. Soil sample SB-6-5, collected from a depth of 5 feet was reported by the laboratory to contain the highest TPHd concentration, at 32.1 mg/kg. This soil sample was also reported to contain TPHmo at 178 mg/kg and total petroleum hydrocarbons as hydraulic oil (THPho) at 34.7 mg/kg. The concentration of TPHd in the other 11 soil samples were much lower. No other compounds were detected in the soil samples.

Six groundwater samples collected from the borings were reported to contain relatively low concentrations of TPHd. All the TPHd samples were below the ESLs for groundwater where groundwater is a current or potential drinking water source. Four of the water samples, however, were reported to contain TPHmo ranging from 0.221 mg/L at SB-5-W to 0.493 mg/L at SB-6-W. All four of these water samples (SB-1-W, SB-2-W, SB-5-W and SB-6-W) exceeded the 100 ug/L ESLs for TPHmo where groundwater is a current or potential drinking water resource. The extent of the TPHmo in the groundwater to the east was not defined. The current and past groundwater gradient at the site indicates the groundwater flow direction is generally toward the north.

Based on the report, ACEH has requested additional field work to investigate the vertical and horizontal extent of the contamination in the vicinity of the waste oil tank to north and east of the site. In addition to analyzing for petroleum hydrocarbons, all soil and groundwater samples collected in the next phase of work will also be analyzed for halogenated volatile organic compounds (HVOCs). The ACEH also requested that the site conduct quarterly groundwater monitoring to better assess the current site groundwater conditions.

Groundwater Sampling

Groundwater samples were collected from the four site wells in accordance with CCI's Sampling Protocol, (Appendix A). The groundwater purged from the wells during sampling and equipment rinse water were placed in a properly labeled, Department of Transportation-approved drums and left at the site, adjacent to the trash enclosure on the southeast side of the site, pending laboratory results. A summary of the groundwater purge data is presented in Table 1.

Laboratory Analysis

SGS Accutest Laboratories (Accutest), located in San Jose, California, a state-certified laboratory, analyzed the water samples for the presence of total petroleum hydrocarbons as gasoline (TPHg), benzene, toluene, ethylbenzene, and total xylenes (BTEX), fuel oxygenates and volatile organic compounds using EPA Test Method 8260B. Total petroleum hydrocarbons as diesel TPHd (C10-C28 range) and TPHmo (C28-C40 range) were also analyzed using EPA Test Method 8015B. It should be noted that TPHd and TPHmo samples were analyzed with silica gel cleanup.

Summary of Groundwater Laboratory Results

The laboratory reported three of the four groundwater monitoring wells to have detectable TPHd. The highest diesel concentrations were reported in monitoring wells RW-1 and MW-1. Monitoring well MW-1 was also reported to have detectable TPHg at a concentration of 1700 micrograms per liter (ug/L). Some benzene, ethyl benzene and total xylene compounds along with naphthalene were also detected. Analytical results for the second quarter are summarized in Table 2. A Copy of the laboratory report and chain of custody document are attached in Appendix B. TPHd and TPHg concentration maps are on Figures 3 and 4.

While sampling the wells during the second quarter, the groundwater surface measurements ranged between 9.07 and 9.61 feet above mean sea level (msl). Dissolved oxygen levels ranged from 1.63 milligram per liter (mg/L) at MW-1 to 6.02 mg/L at MW-3A. Oxygen reducing potential ranged from -90 at MW-1 to 89 at MW-3A. The groundwater flow direction on the north side of the site is generally toward the west at a gradient of 0.20 feet per foot. The groundwater flow direction on the south side of the site is toward the east at a gradient of 0.005 feet per foot (Figure 2). A copy of the field logs are attached.

Additional Site Activity

The next quarterly sampling round is scheduled for September 2016. CCI is currently waiting on comments from the AECH on CCI's recently submitted Additional Soil and Groundwater Investigation Work Plan. A copy of this report was uploaded to the AECH ftp data base site and

the State of California Geotracker data base for review by the AECH.

Limitations

The discussion presented in this report is based on the following:


1. The observations of the field personnel;
2. The results of the laboratory analyses performed by a state-certified laboratory;
3. Our understanding of the regulations of the State of California and Alameda County.

It is possible that variations in the soil or groundwater conditions could exist beyond the points explored in this investigation. Also, changes in groundwater conditions could occur at some time in the future due to variations in rainfall, temperature, regional water usage, or other factors. The services performed by CCI have been conducted in a manner consistent with the level of care and skill ordinarily exercised by members of our profession currently practicing under similar conditions in the Alameda area. No other warranty, express or implied, is made. Please note that contamination of soil and groundwater must be reported to the appropriate agencies in a timely manner.


CCI includes in this report chemical analytical data from a state-certified laboratory. CCI has been informed that the analyses are performed according to procedures suggested by the U.S. EPA and State of California. CCI is not responsible for laboratory errors in procedure or result reporting.

If you have any questions or require additional information, please call me at (925) 648-2008.

Sincerely,
Compliance & Closure, Inc.




Gary R. Mulkey, P.G. 5842



I declare, that to the best of my knowledge at the present time, that the information and/or recommendations contained in the attached report are true and correct.

Submitted by;



Delong Liu
President

TABLE 1
Summary of Monitoring Well Groundwater Purge Data
1716 Webster Street, Alameda, CA

Well Number	Date Sampled	Depth to Water (ft)	Well Depth (ft)	LPH (Feet)	Well Elevation (M.S.L.)	Groundwater Elevation (M.S.L.)	Well Screen Interval (Feet)	Purge Volume (gallons)	Temp. (F)	Cond. (umhos/cm)	pH	Dissolved Oxygen (mg/L)	O.R.P.
MW1	2/22/2016	5.25	15.17	0.00	14.66	9.41	N/A	N/A	N/A	N/A	N/A	N/A	N/A
	2/25/2016	5.40	15.15	Sheen		9.26		9	59.28	386	6.96	1.41	-170
	6/6/2016	5.59	15.15	0.00		9.07		6	62.91	490	6.95	1.63	-90
MW2A	2/22/2016	5.49	16.95	0.00	15.16	9.67	7 to 17	12	61.17	420	6.88	2.10	95
	2/25/2016	5.54	16.85	0.00		9.62		9	61.76	426	6.85	2.00	21
	6/6/2016	5.55	16.85	0.00		9.61		15	63.70	421	7.09	3.14	24
MW3A	2/22/2016	5.85	16.91	0.00	15.63	9.78	7 to 17	12	59.02	413	7.15	2.61	101
	2/25/2016	6.03	16.83	0.00		9.60		9	58.96	398	7.30	2.91	90
	6/6/2016	6.46	16.81	0.00		9.17		13	61.70	383	7.48	6.02	89
RW-1	2/22/2016	5.28	22.50	0.00	14.84	9.56	N/A	N/A	N/A	N/A	N/A	N/A	N/A
	2/25/2016	5.31	22.50	0.00		9.53		9	59.18	348	6.77	2.41	-78
	6/6/2016	5.38	22.50	Sheen		9.46		30	62.4	385	7.2	5.95	-5.5

ft	Feet below top of PVC casing	N/A	Not Available
gal	Gallons	mg/L	Milligrams per liter
Temp.	Temperature	Cond.	Conductivity
F	Degrees Fahrenheit	umhos/cm	Micromhos per centimeter
LPH	Liquid phase hydrocarbon	M.S.L.	Mean sea level

Well Elevations The old datum was NGVD29 which is 2.6 feet lower than the modern NAVD88 which is now required for the submittal to the GeoTracker.


TABLE 2
Summary of Groundwater Sample Analysis
Delong Petroleum- 1716 Webster Street, Alameda, CA

Sample Number	Date Sampled	TPHg (ug/L) (C6-C10)	TPHd ⁽³⁾ (mg/L) (C10-C28)	Benzene (ug/L)	Toulene (ug/L)	Ethyl Benzene (ug/L)	Total Xylenes (ug/L)	MTBE (ug/L)	Napthalene (ug/L)	TPHmo ⁽³⁾ (mg/L) (C28-C40)	Acetone (ug/L)	Tetrachloroethylene (ug/L)	Trichloroethylene ⁽⁴⁾ (ug/L)
MW-1	2/25/2016	351	1.03	49.5	2.6	48.5	62.5	51.3 ⁽²⁾	56.1	0.513 ⁽³⁾	N/A	N/A	N/A
	6/6/2016	1700	1.1	3.3 ⁽¹⁾	<10	69.1	348	<10	48.7 ⁽¹⁾	0.184	45.6 ⁽¹⁾	<10	<10
MW-2A	2/25/2016	<50	0.0410 ⁽¹⁾	<1	<1	<1	<2	<1	<5	<0.19 ⁽³⁾	N/A	N/A	N/A
	6/6/2016	<50	<0.099	<1	<1	<1	<2	<1	<5	<0.099	<20	0.67 ⁽¹⁾	0.21 ⁽¹⁾
MW-3A	2/25/2016	<50	0.0354 ⁽¹⁾	<1	<1	<1	<2	<1	<5	<0.19 ⁽³⁾	N/A	N/A	N/A
	6/6/2016	<50	0.0601 ⁽¹⁾	<1	<1	<1	<2	<1	<5	<0.096	<20	<1	<1
RW-1	2/25/2016	<50	1.06	0.27 ⁽¹⁾	<1	<1	<2	0.61 ⁽¹⁾	<5	0.232 ⁽³⁾	N/A	N/A	N/A
	6/6/2016	47.5 ⁽¹⁾	2.14	<1	<1	<1	<2	1.8 ⁽¹⁾	0.53 ⁽¹⁾	0.200	7.1 ⁽¹⁾	<1	<1

Foot Note:

- 1 Indicates an estimated value below the laboratory reporting limit
- 2 Tert-Amyl Methyl Ether and Tert-Butyl Alcohol were also detected. See laboratory report.
- 3 Samples were run with silica gel cleanup
- 4 Other compounds were detected in the 8260B analysis, see laboratory report

TPHg Total petroleum hydrocarbons as gasoline
 TPHd Total petroleum hydrocarbons as diesel
 TPHmo Total petroleum hydrocarbons as motor oil
 TPHho Total petroleum hydrocarbons as hydraulic oil
 mg/L Milligrams per Liter
 ug/L Micrograms per Liter
 MTBE Methyl-tert-butyl ether
 ND Not Detected
 NA Not analyzed
 ESLs State of California Environmental Screening Levels for diesel and motor oil in groundwater , where groundwater is a current or potential drinking water resource = 100 ug/L.



Base Map USGS

Reviewed By:
GM

Approved By:
GM

Vicinity Map

**Delong Petroleum
1716 Webster Street
Alameda, California**

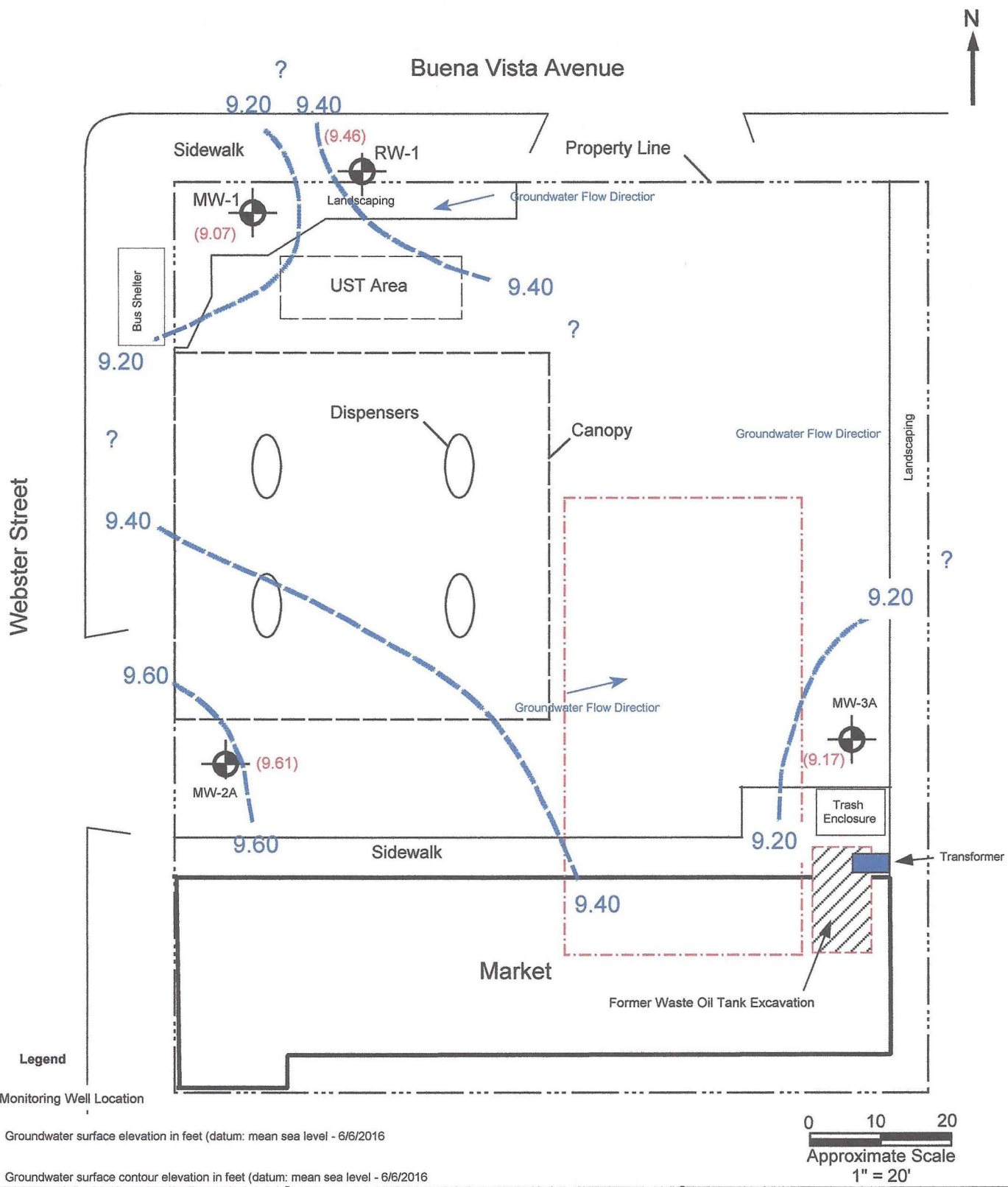
Compliance & Closure, Inc.

Job No.:
12214-1

Date:
2/3/2016

Drawn By:
GM

Fig. No.:
1



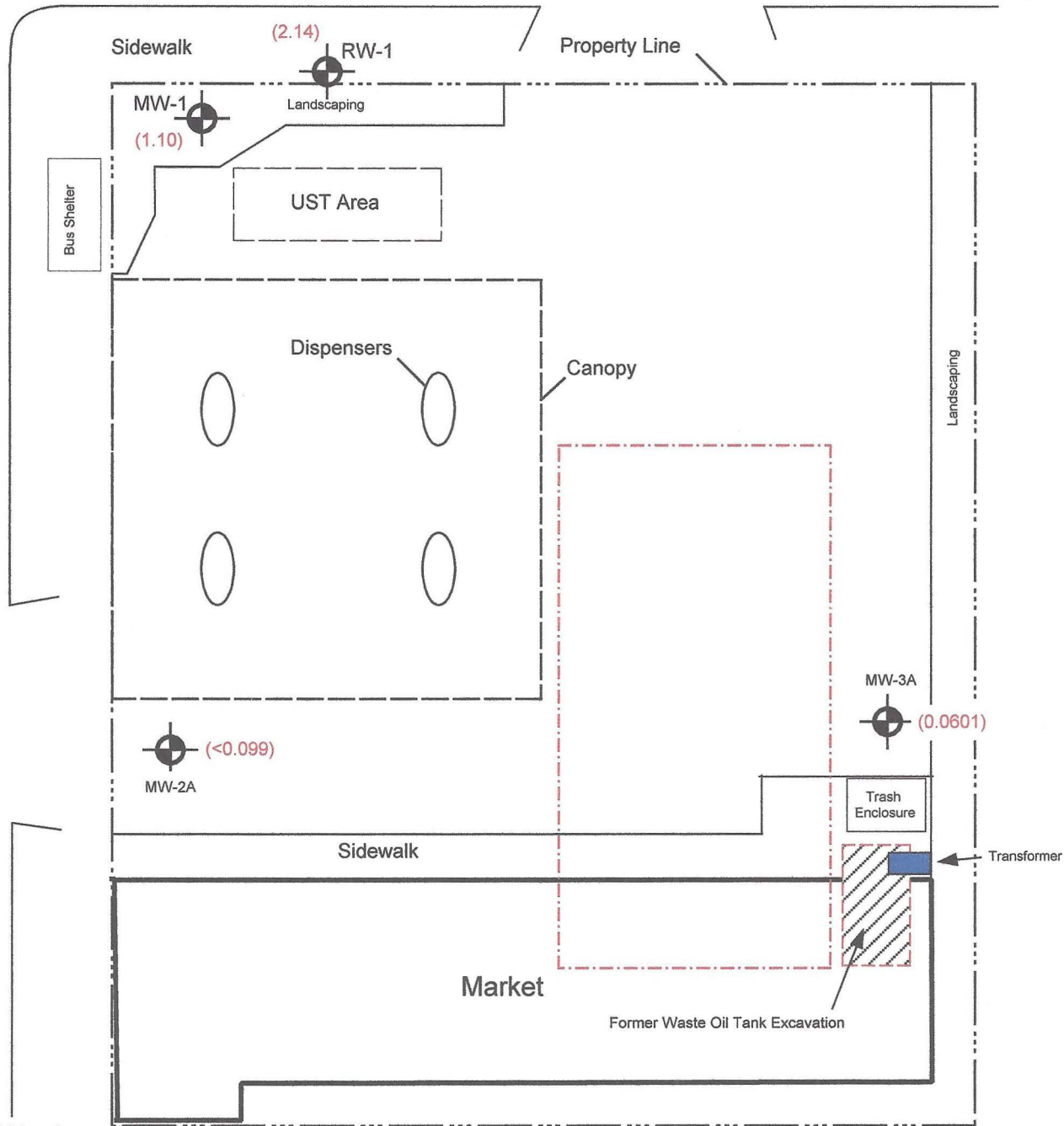
Base: ALFA Environmental, 2014

Job No.:	121214-2	Groundwater Contour Map		Compliance & Closure, Inc.	
Date:	6/21/2016				
76 Gas Station/Circle K 1716 Webster Street Alameda, California		Drawn by:	NLN	Figure No.:	2



Buena Vista Avenue

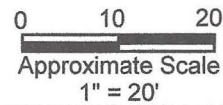
Webster Street



Legend

Monitoring Well Location

(1.06) Groundwater diesel concentration in milligrams per liter (mg/L)



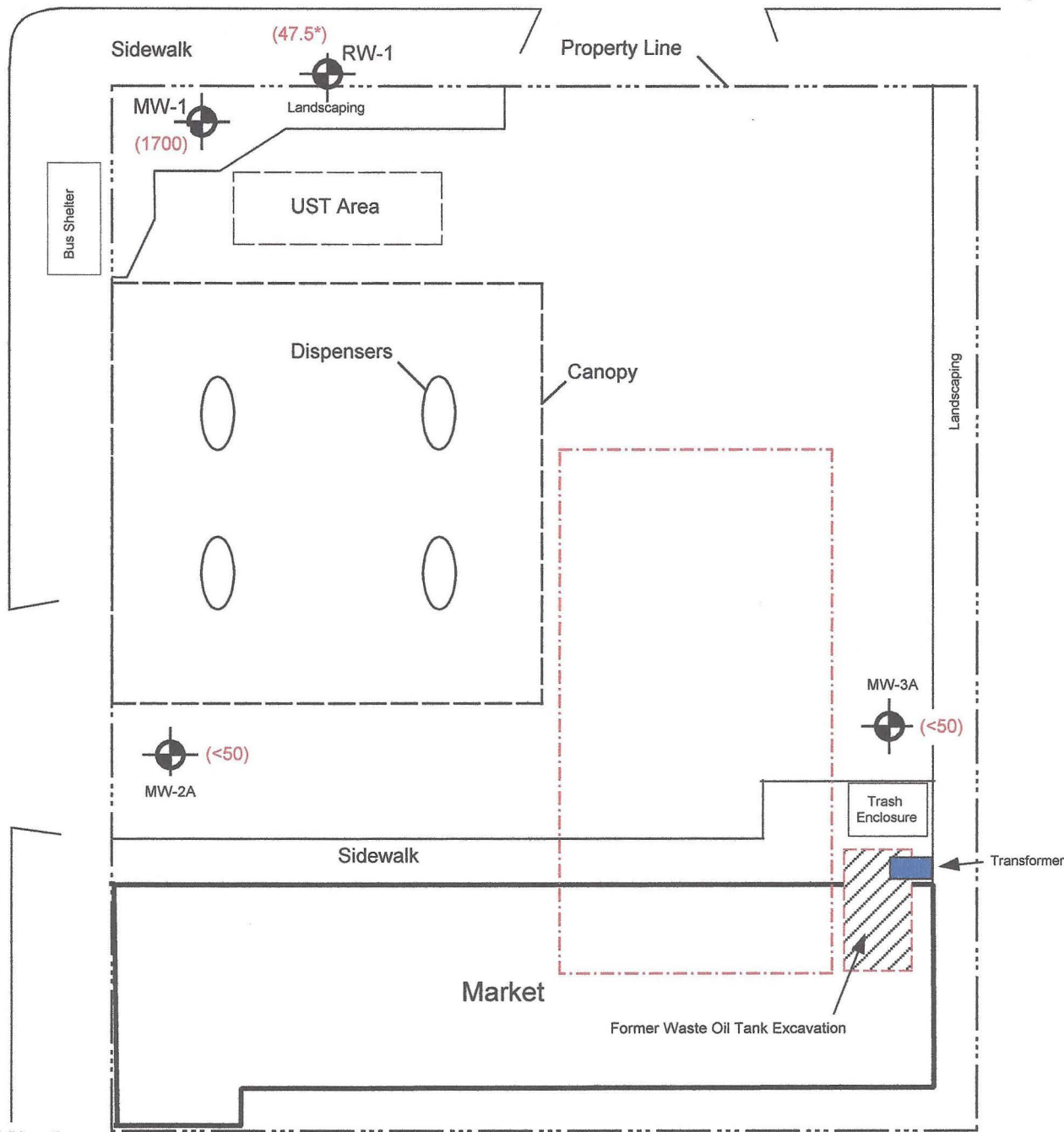
Base: ALFA Environmental, 2014

Job No.: 121214-2	Groundwater Diesel Concentration Map 76 Gas Station/Circle K 1716 Webster Street Alameda, California	Compliance & Closure, Inc.	
Date: 6/21/2016		Drawn by: NLN	Figure No.: 3



Buena Vista Avenue

Webster Street



Base: ALFA Environmental, 2014

Job No.: <p style="text-align: center;">121214-2</p>	<p style="text-align: center;">Groundwater TPHg Concentration Map</p> <p style="text-align: center;">76 Gas Station/Circle K 1716 Webster Street Alameda, California</p>	<p style="text-align: center;">Compliance & Closure, Inc.</p>	
Date: <p style="text-align: center;">6/21/2016</p>		Drawn by: <p style="text-align: center;">NLN</p>	Figure No.: <p style="text-align: center;">4</p>

APPENDIX A

CCI Groundwater Sampling Protocol

COMPLIANCE & CLOSURE, INC.

Latest Revision: January 2016

GROUNDWATER SAMPLING PROTOCOL

Sampling of groundwater is performed by Compliance & Closure, Inc. sampling technicians. Summarized field sampling procedures are as follows:

1. Measure depth to water in all wells prior to sampling (+- 0.01')
Calibrate field equipment. Proceed to first well with clean and decontaminated equipment.
2. Measurements of liquid surface(s) in the well, and total depth of monitoring well. Note presence of silt accumulation.
3. Field check for presence of floating product; measure apparent thickness.
4. Purge well with disposable bailer prior to collecting samples; purge volume (Minimum of 3 casing volumes) calculated prior to removal.
5. Monitor groundwater for temperature, pH, and specific conductance, note turbidity during purging. Allow temperature, pH and specific conductance to stabilize. Allow well to recover.
6. Collect samples using Environmental Protection Agency (EPA) approved sample collection devices, i.e., disposable bailers. Test parameters will include EPA 8015M for TPHg, EPA 8260B for BTEX compounds and fuel oxygenates.
7. Transfer samples into laboratory-supplied EPA-approved containers. Minimize aeration and avoid headspace in VOAs.
8. Label samples and log onto chain-of-custody form.
9. Store samples in a chilled ice chest for shipment to a state- certified analytical laboratory. Chain-of-custody to remain with samples.
10. Decontaminate equipment (water level sounder) prior to sampling next well. Disposable bailers to be used and discarded after each use.
11. Drum purge water collected from the site wells will be labeled and stored on site.

Compliance & Closure, Inc.
Groundwater Sampling Protocol
Latest Revision: January 2016

Equipment Cleaning and Decontamination

All water samples are placed in precleaned laboratory-supplied bottles. Sample bottles and caps remain sealed until actual usage at the site. All equipment which comes in contact with the well or groundwater is thoroughly cleaned with hexane wipes then trisodium phosphate (TSP) solution and rinsed with deionized or distilled water before each use at the site. This cleaning procedure is followed between each well sampled. Wells are sampled in approximate order of increasing contamination. If a Teflon cord is used, the cord is cleaned. If a nylon or cotton cord is used, a new cord is used in each well. If equipment blanks are collected, they will be collected between monitoring wells to test decontamination procedures. The blanks are analyzed periodically to ensure proper cleaning procedures are used.

Water Level Measurements

Depth to groundwater is measured in each well using a sealed sampling tape or scaled electric sounder prior to purging or sampling. If the well is known or suspected of containing free-phase petroleum hydrocarbons, an optical interface probe is used to measure the hydrocarbon thickness and groundwater level. Measurements are collected and recorded to the nearest 0.01 foot. Each monitoring well's total depth will be measured; this will allow a relative judgment of well siltation to be made and need for redevelopment.

Bailer Sheen Check

If no measurable free-phase petroleum hydrocarbons are detected, a clear acrylic bailer is used to determine the presence of a sheen. Any observed film, as well as odor and color of the water is recorded.

Groundwater Sampling

Prior to groundwater sampling, each well is purged of "standing" groundwater. A disposable bailer is used to purge the well. The amount of purging is dependent on the well yield. In a high yield formation, samples will be collected when normal field measurement, including temperature, pH, and specific conductance stabilize, provided a minimum of three well-casing volumes of water have been removed. Field measurements will be taken after purging each well volume. Physical parameter measurements (temperature, pH, and specific

conductance) are closely monitored throughout the well purging process and are used as indicators for assessing sufficient purging. The purging parameters are measured to observe stabilization to a range of values typical for that aquifer and well. Stable field parameters are recognized as indicative of groundwater aquifer chemistry entering the well. Specific conductance (conductivity) meters are read to the nearest ± 10 $\mu\text{mhos/cm}$ and are checked daily. Temperature is read to the nearest 0.1 F. Calibration of physical parameter meters will follow manufacturer's specifications. pH will be calibrated daily using two fresh buffer solutions. Collected field data during purging activities will be entered on the Well Sampling Field Data Sheet.

Compliance & Closure, Inc.
Groundwater Sampling Protocol
Latest Revision: January 2016

In low yield formations, the well is purged such that the "standing" water is removed and the well is allowed to recharge. (Normal field measurements will be periodically recorded during the purging process). In situations where recovery to 80% of static water level is estimated, or observed to exceed a two hour duration, a sample will be collected when sufficient volume is available for a sample for each parameter. Attempts will be made so the well is not purged dry such that the recharge rate causes the formation water to cascade into the well.

In wells where free-phase hydrocarbons are detected, the free-phase portion will be bailed from the well and the estimated volume removed and recorded. A groundwater sample will be collected if bailing reduces the amount of free-phase hydrocarbons to the point where they are not present in the well. Well sampling will be conducted using one of the aforementioned methods depending on the formation yield. However, if free-phase hydrocarbons persist throughout bailing, then a groundwater sample will not be collected.

Volatile organic groundwater samples are collected so that air passage through the sample does not occur or is minimal (to prevent volatiles from being stripped from the samples). Sample bottles are filled by slowly running the sample down the side of the bottle until there is a positive convex meniscus over the neck of the bottle; the Teflon side of the septum (in cap) is positioned against the meniscus, and the cap screwed on tightly; the sample is inverted and the bottle lightly tapped. The absence of an air bubble indicates a successful seal; if a bubble is evident, the cap is removed, more sample is added, and the bottle is resealed. If this occurs more than once in a given sample, a new sample will be collected.

Chain-of-Custody

Groundwater sample containers are labeled with a unique sample number, location, and date of collection. All samples are logged into a chain-of custody form and placed in a chilled ice chest for shipment to a laboratory certified by the State of California Department of Health Services.

Sample Storage

Groundwater samples collected in the field are stored in an ice chest cooled to 4 C while in transit to the office or analytical laboratory. Samples are stored in a refrigerator overnight and during weekends and holidays. The refrigerator is set to 4 C and is locked with access controlled by a designated sample custodi

Quality Assurance/Quality Control Objectives

The sampling and analysis procedures employed by Compliance & Closure, Inc. for groundwater sampling and monitoring follow quality assurance/quality control (QA/QC) guidelines. Quality assurance objectives have been established to develop and implement procedures for obtaining and evaluating water quality and field data in an accurate, precise, and complete manner. In this way, sampling procedures and field measurements provide information that is comparable and representative of actual field conditions. Quality control (QC) is maintained

Compliance & Closure, Inc.
Groundwater Sampling Protocol
Latest Revision: January 2016

by site-specific field protocols and requiring the analytical laboratory to perform internal and external QC checks. The goal is to provide data that are accurate, precise, complete, comparable, and representative. The definitions as developed by overseeing federal, state, and local agency guidance documents for accuracy, precision, completeness, comparability, and representativeness are:

- o **Accuracy** - the degree of agreement of a measurement with an accepted reference or true value.
- o **Precision** - a measure of agreement among individual measurements under similar conditions. Usually expressed in terms of the standard deviation.
- o **Completeness** - the amount of valid data obtained from a measurement system compared to the amount that was expected to meet the project data goals.
- o **Comparability** - express the confidence with which one data set can be compared to another.
- o **Representativeness** - a sample or group of samples that reflect the characteristics of the media at the sampling point. It also includes how well the sampling point represents the actual parameter variations which are under study.

Laboratory and field handling procedures of samples are monitored by including QC samples for analysis with every submitted sample lot from a project site. QC samples may include any combination of the following:

- o **Trip Blanks:** Periodic Trip Blank will be prepared and analyzed for purgeable organic compounds only; QC samples are collected in 40 milliliter (ml) sample vials filled in the analytical laboratory with organic-free water. Trip blanks are sent to the project site, and travel with project site samples. Trip blanks are **not** opened, and are returned from a project site with the project site samples for analysis.
- o **Duplicates:** Duplicated samples are collected "second samples" from a selected well at the project site. They are collected as either split samples or second-run samples collected from the same well. The duplicate sample will be analyzed using EPA Test Method 8260B.
- o **Equipment Blank:** Periodic QC samples collected from field equipment rinseate to verify decontamination procedures (if applicable). Equipment rinsate blanks will be collected between sampling of wells.

The number and types of QC samples are determined and analyzed on a project-specific basis.

APPENDIX B

Laboratory Report

Technical Report for

Compliance & Closure, Inc.

T10000005974-De Long Petroleum - 1716 Webster Street, Alameda, CA
12214-1

SGS Accutest Job Number: C46071

Sampling Date: 06/06/16

Report to:

Compliance & Closure, Inc.
4115 Blackhawk Plaza Circle Suite 100
Danville, CA 94506
gary@cci-envr.com

ATTN: Gary Mulkey

Total number of pages in report: 50



Test results contained within this data package meet the requirements
of the National Environmental Laboratory Accreditation Program
and/or state specific certification programs as applicable.

James J. Rhudy
Lab Director

Client Service contact: Elvin Kumar 408-588-0200

Certifications: CA (ELAP 2910) AK (UST-092) AZ (AZ0762) NV (CA00150) OR (CA300006) WA (C925)
DoD ELAP (L-A-B L2242)

This report shall not be reproduced, except in its entirety, without the written approval of SGS Accutest.
Test results relate only to samples analyzed.

Table of Contents

-1-

Section 1: Sample Summary	3
Section 2: Summary of Hits	4
Section 3: Sample Results	5
3.1: C46071-1: MW-3A	6
3.2: C46071-2: MW-2A	10
3.3: C46071-3: MW-1	14
3.4: C46071-4: RW-1	18
Section 4: Misc. Forms	22
4.1: Chain of Custody	23
Section 5: GC/MS Volatiles - QC Data Summaries	25
5.1: Method Blank Summary	26
5.2: Blank Spike/Blank Spike Duplicate Summary	32
5.3: Laboratory Control Sample Summary	38
5.4: Matrix Spike/Matrix Spike Duplicate Summary	40
Section 6: GC Semi-volatiles - QC Data Summaries	46
6.1: Method Blank Summary	47
6.2: Blank Spike/Blank Spike Duplicate Summary	48
6.3: Matrix Spike Summary	49
6.4: Duplicate Summary	50

1

2

3

4

5

6



Sample Summary

Compliance & Closure, Inc.

Job No: C46071

T10000005974-De Long Petroleum - 1716 Webster Street, Alameda, CA

Project No: 12214-1

Sample Number	Collected		Received	Matrix		Client Sample ID
	Date	Time By		Code	Type	
C46071-1	06/06/16	09:30 GM	06/06/16	AQ	Ground Water	MW-3A
C46071-2	06/06/16	10:00 GM	06/06/16	AQ	Ground Water	MW-2A
C46071-3	06/06/16	10:25 GM	06/06/16	AQ	Ground Water	MW-1
C46071-4	06/06/16	11:00 GM	06/06/16	AQ	Ground Water	RW-1

Summary of Hits

Job Number: C46071
Account: Compliance & Closure, Inc.
Project: T10000005974-De Long Petroleum - 1716 Webster Street, Alameda, CA
Collected: 06/06/16

2

Lab Sample ID	Client Sample ID	Result/ Qual	RL	MDL	Units	Method
C46071-1		MW-3A				
TPH (C10-C28)		0.0601 J	0.096	0.058	mg/l	SW846 8015B M
C46071-2		MW-2A				
Tetrachloroethylene		0.67 J	1.0	0.30	ug/l	SW846 8260B
Trichloroethylene		0.21 J	1.0	0.20	ug/l	SW846 8260B
C46071-3		MW-1				
Acetone		45.6 J	200	40	ug/l	SW846 8260B
Benzene		3.3 J	10	2.0	ug/l	SW846 8260B
n-Butylbenzene		3.0 J	20	2.0	ug/l	SW846 8260B
sec-Butylbenzene		2.7 J	20	2.0	ug/l	SW846 8260B
Ethylbenzene		69.1	10	2.0	ug/l	SW846 8260B
Isopropylbenzene		10.7	10	2.0	ug/l	SW846 8260B
Naphthalene		48.7 J	50	5.0	ug/l	SW846 8260B
n-Propylbenzene		26.6	20	2.0	ug/l	SW846 8260B
1,2,4-Trimethylbenzene		95.9	20	2.0	ug/l	SW846 8260B
1,3,5-Trimethylbenzene		16.2 J	20	2.0	ug/l	SW846 8260B
Xylene (total)		348	20	4.6	ug/l	SW846 8260B
TPH-GRO (C6-C10)		1700	500	250	ug/l	SW846 8260B
TPH (C10-C28)		1.10	0.094	0.057	mg/l	SW846 8015B M
TPH (> C28-C40)		0.184	0.094	0.054	mg/l	SW846 8015B M
C46071-4		RW-1				
Acetone		7.1 J	20	4.0	ug/l	SW846 8260B
Methyl Tert Butyl Ether		1.8	1.0	0.20	ug/l	SW846 8260B
Naphthalene		0.53 J	5.0	0.50	ug/l	SW846 8260B
TPH-GRO (C6-C10)		47.5 J	50	25	ug/l	SW846 8260B
TPH (C10-C28)		2.41	0.20	0.12	mg/l	SW846 8015B M
TPH (> C28-C40)		0.200	0.20	0.11	mg/l	SW846 8015B M

Sample Results

Report of Analysis

Report of Analysis

Client Sample ID: MW-3A		Date Sampled: 06/06/16
Lab Sample ID: C46071-1		Date Received: 06/06/16
Matrix: AQ - Ground Water		Percent Solids: n/a
Method: SW846 8260B		
Project: T10000005974-De Long Petroleum - 1716 Webster Street, Alameda, CA		

Run #	File ID	DF	Analyzed	By	Prep Date	Prep Batch	Analytical Batch
Run #1 ^a	U35350.D	1	06/16/16	CV	n/a	n/a	VU1454
Run #2							

Run #	Purge Volume
Run #1	10.0 ml
Run #2	

VOA 8260 List

CAS No.	Compound	Result	RL	MDL	Units	Q
67-64-1	Acetone	ND	20	4.0	ug/l	
71-43-2	Benzene	ND	1.0	0.20	ug/l	
108-86-1	Bromobenzene	ND	1.0	0.20	ug/l	
74-97-5	Bromochloromethane	ND	1.0	0.20	ug/l	
75-27-4	Bromodichloromethane	ND	1.0	0.20	ug/l	
75-25-2	Bromoform	ND	1.0	0.22	ug/l	
104-51-8	n-Butylbenzene	ND	2.0	0.20	ug/l	
135-98-8	sec-Butylbenzene	ND	2.0	0.20	ug/l	
98-06-6	tert-Butylbenzene	ND	2.0	0.28	ug/l	
108-90-7	Chlorobenzene	ND	1.0	0.20	ug/l	
75-00-3	Chloroethane	ND	1.0	0.20	ug/l	
67-66-3	Chloroform	ND	1.0	0.20	ug/l	
95-49-8	o-Chlorotoluene	ND	2.0	0.20	ug/l	
106-43-4	p-Chlorotoluene	ND	2.0	0.26	ug/l	
56-23-5	Carbon tetrachloride	ND	1.0	0.20	ug/l	
75-34-3	1,1-Dichloroethane	ND	1.0	0.20	ug/l	
75-35-4	1,1-Dichloroethylene	ND	1.0	0.20	ug/l	
563-58-6	1,1-Dichloropropene	ND	1.0	0.20	ug/l	
96-12-8	1,2-Dibromo-3-chloropropane	ND	2.0	0.40	ug/l	
106-93-4	1,2-Dibromoethane	ND	1.0	0.20	ug/l	
107-06-2	1,2-Dichloroethane	ND	1.0	0.20	ug/l	
78-87-5	1,2-Dichloropropane	ND	1.0	0.20	ug/l	
142-28-9	1,3-Dichloropropane	ND	1.0	0.20	ug/l	
108-20-3	Di-Isopropyl ether	ND	2.0	0.22	ug/l	
594-20-7	2,2-Dichloropropane	ND	1.0	0.20	ug/l	
124-48-1	Dibromochloromethane	ND	1.0	0.20	ug/l	
75-71-8	Dichlorodifluoromethane	ND	1.0	0.20	ug/l	
156-59-2	cis-1,2-Dichloroethylene	ND	1.0	0.20	ug/l	
10061-01-5	cis-1,3-Dichloropropene	ND	1.0	0.20	ug/l	
541-73-1	m-Dichlorobenzene	ND	1.0	0.20	ug/l	
95-50-1	o-Dichlorobenzene	ND	1.0	0.20	ug/l	
106-46-7	p-Dichlorobenzene	ND	1.0	0.20	ug/l	

ND = Not detected MDL = Method Detection Limit

RL = Reporting Limit

E = Indicates value exceeds calibration range

J = Indicates an estimated value

B = Indicates analyte found in associated method blank

N = Indicates presumptive evidence of a compound

Report of Analysis

Client Sample ID: MW-3A		Date Sampled: 06/06/16
Lab Sample ID: C46071-1		Date Received: 06/06/16
Matrix: AQ - Ground Water		Percent Solids: n/a
Method: SW846 8260B		
Project: T10000005974-De Long Petroleum - 1716 Webster Street, Alameda, CA		

VOA 8260 List

CAS No.	Surrogate Recoveries	Run# 1	Run# 2	Limits
2037-26-5	Toluene-D8	90%		88-112%
460-00-4	4-Bromofluorobenzene	89%		79-114%

(a) Sediment

ND = Not detected MDL = Method Detection Limit J = Indicates an estimated value
 RL = Reporting Limit B = Indicates analyte found in associated method blank
 E = Indicates value exceeds calibration range N = Indicates presumptive evidence of a compound

Report of Analysis

3.1
3

Client Sample ID: MW-3A		Date Sampled: 06/06/16
Lab Sample ID: C46071-1		Date Received: 06/06/16
Matrix: AQ - Ground Water		Percent Solids: n/a
Method: SW846 8015B M SW846 3510C		
Project: T10000005974-De Long Petroleum - 1716 Webster Street, Alameda, CA		

Run #	File ID	DF	Analyzed	By	Prep Date	Prep Batch	Analytical Batch
Run #1	HH333167.D	1	06/08/16	FL	06/07/16	OP14466	GHH1822
Run #2							

Run #	Initial Volume	Final Volume
Run #1	1040 ml	1.0 ml
Run #2		

TPH Extractable w/ Silica Gel Cleanup

CAS No.	Compound	Result	RL	MDL	Units	Q
	TPH (C10-C28)	0.0601	0.096	0.058	mg/l	J
	TPH (> C28-C40)	ND	0.096	0.055	mg/l	

CAS No.	Surrogate Recoveries	Run# 1	Run# 2	Limits
630-01-3	Hexacosane	74%		40-134%

ND = Not detected MDL = Method Detection Limit J = Indicates an estimated value
 RL = Reporting Limit B = Indicates analyte found in associated method blank
 E = Indicates value exceeds calibration range N = Indicates presumptive evidence of a compound

Report of Analysis

Client Sample ID: MW-2A		Date Sampled: 06/06/16
Lab Sample ID: C46071-2		Date Received: 06/06/16
Matrix: AQ - Ground Water		Percent Solids: n/a
Method: SW846 8260B		
Project: T10000005974-De Long Petroleum - 1716 Webster Street, Alameda, CA		

Run #1	File ID	DF	Analyzed	By	Prep Date	Prep Batch	Analytical Batch
Run #1	U35330.D	1	06/15/16	MV	n/a	n/a	VU1453
Run #2							

Run #1	Purge Volume
Run #1	10.0 ml
Run #2	

VOA 8260 List

CAS No.	Compound	Result	RL	MDL	Units	Q
67-64-1	Acetone	ND	20	4.0	ug/l	
71-43-2	Benzene	ND	1.0	0.20	ug/l	
108-86-1	Bromobenzene	ND	1.0	0.20	ug/l	
74-97-5	Bromochloromethane	ND	1.0	0.20	ug/l	
75-27-4	Bromodichloromethane	ND	1.0	0.20	ug/l	
75-25-2	Bromoform	ND	1.0	0.22	ug/l	
104-51-8	n-Butylbenzene	ND	2.0	0.20	ug/l	
135-98-8	sec-Butylbenzene	ND	2.0	0.20	ug/l	
98-06-6	tert-Butylbenzene	ND	2.0	0.28	ug/l	
108-90-7	Chlorobenzene	ND	1.0	0.20	ug/l	
75-00-3	Chloroethane	ND	1.0	0.20	ug/l	
67-66-3	Chloroform	ND	1.0	0.20	ug/l	
95-49-8	o-Chlorotoluene	ND	2.0	0.20	ug/l	
106-43-4	p-Chlorotoluene	ND	2.0	0.26	ug/l	
56-23-5	Carbon tetrachloride	ND	1.0	0.20	ug/l	
75-34-3	1,1-Dichloroethane	ND	1.0	0.20	ug/l	
75-35-4	1,1-Dichloroethylene	ND	1.0	0.20	ug/l	
563-58-6	1,1-Dichloropropene	ND	1.0	0.20	ug/l	
96-12-8	1,2-Dibromo-3-chloropropane	ND	2.0	0.40	ug/l	
106-93-4	1,2-Dibromoethane	ND	1.0	0.20	ug/l	
107-06-2	1,2-Dichloroethane	ND	1.0	0.20	ug/l	
78-87-5	1,2-Dichloropropane	ND	1.0	0.20	ug/l	
142-28-9	1,3-Dichloropropane	ND	1.0	0.20	ug/l	
108-20-3	Di-Isopropyl ether	ND	2.0	0.22	ug/l	
594-20-7	2,2-Dichloropropane	ND	1.0	0.20	ug/l	
124-48-1	Dibromochloromethane	ND	1.0	0.20	ug/l	
75-71-8	Dichlorodifluoromethane	ND	1.0	0.20	ug/l	
156-59-2	cis-1,2-Dichloroethylene	ND	1.0	0.20	ug/l	
10061-01-5	cis-1,3-Dichloropropene	ND	1.0	0.20	ug/l	
541-73-1	m-Dichlorobenzene	ND	1.0	0.20	ug/l	
95-50-1	o-Dichlorobenzene	ND	1.0	0.20	ug/l	
106-46-7	p-Dichlorobenzene	ND	1.0	0.20	ug/l	

ND = Not detected MDL = Method Detection Limit

RL = Reporting Limit

E = Indicates value exceeds calibration range

J = Indicates an estimated value

B = Indicates analyte found in associated method blank

N = Indicates presumptive evidence of a compound

Report of Analysis

Client Sample ID:	MW-2A	Date Sampled:	06/06/16
Lab Sample ID:	C46071-2	Date Received:	06/06/16
Matrix:	AQ - Ground Water	Percent Solids:	n/a
Method:	SW846 8260B		
Project:	T10000005974-De Long Petroleum - 1716 Webster Street, Alameda, CA		

VOA 8260 List

CAS No.	Compound	Result	RL	MDL	Units	Q
156-60-5	trans-1,2-Dichloroethylene	ND	1.0	0.20	ug/l	
10061-02-6	trans-1,3-Dichloropropene	ND	1.0	0.30	ug/l	
100-41-4	Ethylbenzene	ND	1.0	0.20	ug/l	
637-92-3	Ethyl Tert Butyl Ether	ND	2.0	0.22	ug/l	
591-78-6	2-Hexanone	ND	10	2.0	ug/l	
87-68-3	Hexachlorobutadiene	ND	2.0	0.20	ug/l	
98-82-8	Isopropylbenzene	ND	1.0	0.20	ug/l	
99-87-6	p-Isopropyltoluene	ND	2.0	0.20	ug/l	
108-10-1	4-Methyl-2-pentanone	ND	10	1.0	ug/l	
74-83-9	Methyl bromide	ND	2.0	0.20	ug/l	
74-87-3	Methyl chloride	ND	1.0	0.30	ug/l	
74-95-3	Methylene bromide	ND	1.0	0.20	ug/l	
75-09-2	Methylene chloride	ND	10	2.0	ug/l	
78-93-3	Methyl ethyl ketone	ND	10	2.0	ug/l	
1634-04-4	Methyl Tert Butyl Ether	ND	1.0	0.20	ug/l	
91-20-3	Naphthalene	ND	5.0	0.50	ug/l	
103-65-1	n-Propylbenzene	ND	2.0	0.20	ug/l	
100-42-5	Styrene	ND	1.0	0.20	ug/l	
994-05-8	Tert-Amyl Methyl Ether	ND	2.0	0.40	ug/l	
75-65-0	Tert-Butyl Alcohol	ND	10	2.4	ug/l	
630-20-6	1,1,1,2-Tetrachloroethane	ND	1.0	0.30	ug/l	
71-55-6	1,1,1-Trichloroethane	ND	1.0	0.20	ug/l	
79-34-5	1,1,2,2-Tetrachloroethane	ND	1.0	0.20	ug/l	
79-00-5	1,1,2-Trichloroethane	ND	1.0	0.22	ug/l	
87-61-6	1,2,3-Trichlorobenzene	ND	2.0	0.20	ug/l	
96-18-4	1,2,3-Trichloropropane	ND	2.0	0.20	ug/l	
120-82-1	1,2,4-Trichlorobenzene	ND	2.0	0.20	ug/l	
95-63-6	1,2,4-Trimethylbenzene	ND	2.0	0.20	ug/l	
108-67-8	1,3,5-Trimethylbenzene	ND	2.0	0.20	ug/l	
127-18-4	Tetrachloroethylene	0.67	1.0	0.30	ug/l	J
108-88-3	Toluene	ND	1.0	0.20	ug/l	
79-01-6	Trichloroethylene	0.21	1.0	0.20	ug/l	J
75-69-4	Trichlorofluoromethane	ND	1.0	0.20	ug/l	
75-01-4	Vinyl chloride	ND	1.0	0.20	ug/l	
1330-20-7	Xylene (total)	ND	2.0	0.46	ug/l	
	TPH-GRO (C6-C10)	ND	50	25	ug/l	

CAS No.	Surrogate Recoveries	Run# 1	Run# 2	Limits
1868-53-7	Dibromofluoromethane	106%		80-123%

ND = Not detected MDL = Method Detection Limit

RL = Reporting Limit

E = Indicates value exceeds calibration range

J = Indicates an estimated value

B = Indicates analyte found in associated method blank

N = Indicates presumptive evidence of a compound

Report of Analysis

32
3

Client Sample ID: MW-2A		Date Sampled: 06/06/16
Lab Sample ID: C46071-2		Date Received: 06/06/16
Matrix: AQ - Ground Water		Percent Solids: n/a
Method: SW846 8260B		
Project: T10000005974-De Long Petroleum - 1716 Webster Street, Alameda, CA		

VOA 8260 List

CAS No.	Surrogate Recoveries	Run# 1	Run# 2	Limits
2037-26-5	Toluene-D8	90%		88-112%
460-00-4	4-Bromofluorobenzene	91%		79-114%

ND = Not detected MDL = Method Detection Limit J = Indicates an estimated value
 RL = Reporting Limit B = Indicates analyte found in associated method blank
 E = Indicates value exceeds calibration range N = Indicates presumptive evidence of a compound

Report of Analysis

32
3

Client Sample ID: MW-2A		Date Sampled: 06/06/16
Lab Sample ID: C46071-2		Date Received: 06/06/16
Matrix: AQ - Ground Water		Percent Solids: n/a
Method: SW846 8015B M SW846 3510C		
Project: T10000005974-De Long Petroleum - 1716 Webster Street, Alameda, CA		

Run #	File ID	DF	Analyzed	By	Prep Date	Prep Batch	Analytical Batch
Run #1	HH333168.D	1	06/08/16	FL	06/07/16	OP14466	GHH1822
Run #2							

Run #	Initial Volume	Final Volume
Run #1	1010 ml	1.0 ml
Run #2		

TPH Extractable w/ Silica Gel Cleanup

CAS No.	Compound	Result	RL	MDL	Units	Q
	TPH (C10-C28)	ND	0.099	0.060	mg/l	
	TPH (> C28-C40)	ND	0.099	0.057	mg/l	

CAS No.	Surrogate Recoveries	Run# 1	Run# 2	Limits
630-01-3	Hexacosane	77%		40-134%

ND = Not detected MDL = Method Detection Limit J = Indicates an estimated value
 RL = Reporting Limit B = Indicates analyte found in associated method blank
 E = Indicates value exceeds calibration range N = Indicates presumptive evidence of a compound

Report of Analysis

Client Sample ID: MW-1		Date Sampled: 06/06/16
Lab Sample ID: C46071-3		Date Received: 06/06/16
Matrix: AQ - Ground Water		Percent Solids: n/a
Method: SW846 8260B		
Project: T10000005974-De Long Petroleum - 1716 Webster Street, Alameda, CA		

Run #	File ID	DF	Analyzed	By	Prep Date	Prep Batch	Analytical Batch
Run #1	U35351.D	10	06/16/16	CV	n/a	n/a	VU1454
Run #2							

Run #	Purge Volume
Run #1	10.0 ml
Run #2	

VOA 8260 List

CAS No.	Compound	Result	RL	MDL	Units	Q
67-64-1	Acetone	45.6	200	40	ug/l	J
71-43-2	Benzene	3.3	10	2.0	ug/l	J
108-86-1	Bromobenzene	ND	10	2.0	ug/l	
74-97-5	Bromochloromethane	ND	10	2.0	ug/l	
75-27-4	Bromodichloromethane	ND	10	2.0	ug/l	
75-25-2	Bromoform	ND	10	2.2	ug/l	
104-51-8	n-Butylbenzene	3.0	20	2.0	ug/l	J
135-98-8	sec-Butylbenzene	2.7	20	2.0	ug/l	J
98-06-6	tert-Butylbenzene	ND	20	2.8	ug/l	
108-90-7	Chlorobenzene	ND	10	2.0	ug/l	
75-00-3	Chloroethane	ND	10	2.0	ug/l	
67-66-3	Chloroform	ND	10	2.0	ug/l	
95-49-8	o-Chlorotoluene	ND	20	2.0	ug/l	
106-43-4	p-Chlorotoluene	ND	20	2.6	ug/l	
56-23-5	Carbon tetrachloride	ND	10	2.0	ug/l	
75-34-3	1,1-Dichloroethane	ND	10	2.0	ug/l	
75-35-4	1,1-Dichloroethylene	ND	10	2.0	ug/l	
563-58-6	1,1-Dichloropropene	ND	10	2.0	ug/l	
96-12-8	1,2-Dibromo-3-chloropropane	ND	20	4.0	ug/l	
106-93-4	1,2-Dibromoethane	ND	10	2.0	ug/l	
107-06-2	1,2-Dichloroethane	ND	10	2.0	ug/l	
78-87-5	1,2-Dichloropropane	ND	10	2.0	ug/l	
142-28-9	1,3-Dichloropropane	ND	10	2.0	ug/l	
108-20-3	Di-Isopropyl ether	ND	20	2.2	ug/l	
594-20-7	2,2-Dichloropropane	ND	10	2.0	ug/l	
124-48-1	Dibromochloromethane	ND	10	2.0	ug/l	
75-71-8	Dichlorodifluoromethane	ND	10	2.0	ug/l	
156-59-2	cis-1,2-Dichloroethylene	ND	10	2.0	ug/l	
10061-01-5	cis-1,3-Dichloropropene	ND	10	2.0	ug/l	
541-73-1	m-Dichlorobenzene	ND	10	2.0	ug/l	
95-50-1	o-Dichlorobenzene	ND	10	2.0	ug/l	
106-46-7	p-Dichlorobenzene	ND	10	2.0	ug/l	

ND = Not detected MDL = Method Detection Limit

RL = Reporting Limit

E = Indicates value exceeds calibration range

J = Indicates an estimated value

B = Indicates analyte found in associated method blank

N = Indicates presumptive evidence of a compound

Report of Analysis

Client Sample ID: MW-1		Date Sampled: 06/06/16
Lab Sample ID: C46071-3		Date Received: 06/06/16
Matrix: AQ - Ground Water		Percent Solids: n/a
Method: SW846 8260B		
Project: T10000005974-De Long Petroleum - 1716 Webster Street, Alameda, CA		

VOA 8260 List

CAS No.	Surrogate Recoveries	Run# 1	Run# 2	Limits
2037-26-5	Toluene-D8	97%		88-112%
460-00-4	4-Bromofluorobenzene	94%		79-114%

ND = Not detected MDL = Method Detection Limit
 RL = Reporting Limit

J = Indicates an estimated value
 B = Indicates analyte found in associated method blank
 N = Indicates presumptive evidence of a compound

Report of Analysis

Client Sample ID: MW-1		Date Sampled: 06/06/16
Lab Sample ID: C46071-3		Date Received: 06/06/16
Matrix: AQ - Ground Water		Percent Solids: n/a
Method: SW846 8015B M SW846 3510C		
Project: T10000005974-De Long Petroleum - 1716 Webster Street, Alameda, CA		

Run #	File ID	DF	Analyzed	By	Prep Date	Prep Batch	Analytical Batch
Run #1	HH333207.D	1	06/08/16	FL	06/07/16	OP14466	GHH1823
Run #2							

Run #	Initial Volume	Final Volume
Run #1	1060 ml	1.0 ml
Run #2		

TPH Extractable w/ Silica Gel Cleanup

CAS No.	Compound	Result	RL	MDL	Units	Q
	TPH (C10-C28)	1.10	0.094	0.057	mg/l	
	TPH (> C28-C40)	0.184	0.094	0.054	mg/l	

CAS No.	Surrogate Recoveries	Run# 1	Run# 2	Limits
630-01-3	Hexacosane	92%		40-134%

ND = Not detected MDL = Method Detection Limit
 RL = Reporting Limit
 E = Indicates value exceeds calibration range

J = Indicates an estimated value
 B = Indicates analyte found in associated method blank
 N = Indicates presumptive evidence of a compound

Report of Analysis

Client Sample ID: RW-1		Date Sampled: 06/06/16
Lab Sample ID: C46071-4		Date Received: 06/06/16
Matrix: AQ - Ground Water		Percent Solids: n/a
Method: SW846 8260B		
Project: T10000005974-De Long Petroleum - 1716 Webster Street, Alameda, CA		

Run #	File ID	DF	Analyzed	By	Prep Date	Prep Batch	Analytical Batch
Run #1	U35352.D	1	06/16/16	CV	n/a	n/a	VU1454
Run #2							

Run #	Purge Volume
Run #1	10.0 ml
Run #2	

VOA 8260 List

CAS No.	Compound	Result	RL	MDL	Units	Q
67-64-1	Acetone	7.1	20	4.0	ug/l	J
71-43-2	Benzene	ND	1.0	0.20	ug/l	
108-86-1	Bromobenzene	ND	1.0	0.20	ug/l	
74-97-5	Bromochloromethane	ND	1.0	0.20	ug/l	
75-27-4	Bromodichloromethane	ND	1.0	0.20	ug/l	
75-25-2	Bromoform	ND	1.0	0.22	ug/l	
104-51-8	n-Butylbenzene	ND	2.0	0.20	ug/l	
135-98-8	sec-Butylbenzene	ND	2.0	0.20	ug/l	
98-06-6	tert-Butylbenzene	ND	2.0	0.28	ug/l	
108-90-7	Chlorobenzene	ND	1.0	0.20	ug/l	
75-00-3	Chloroethane	ND	1.0	0.20	ug/l	
67-66-3	Chloroform	ND	1.0	0.20	ug/l	
95-49-8	o-Chlorotoluene	ND	2.0	0.20	ug/l	
106-43-4	p-Chlorotoluene	ND	2.0	0.26	ug/l	
56-23-5	Carbon tetrachloride	ND	1.0	0.20	ug/l	
75-34-3	1,1-Dichloroethane	ND	1.0	0.20	ug/l	
75-35-4	1,1-Dichloroethylene	ND	1.0	0.20	ug/l	
563-58-6	1,1-Dichloropropene	ND	1.0	0.20	ug/l	
96-12-8	1,2-Dibromo-3-chloropropane	ND	2.0	0.40	ug/l	
106-93-4	1,2-Dibromoethane	ND	1.0	0.20	ug/l	
107-06-2	1,2-Dichloroethane	ND	1.0	0.20	ug/l	
78-87-5	1,2-Dichloropropane	ND	1.0	0.20	ug/l	
142-28-9	1,3-Dichloropropane	ND	1.0	0.20	ug/l	
108-20-3	Di-Isopropyl ether	ND	2.0	0.22	ug/l	
594-20-7	2,2-Dichloropropane	ND	1.0	0.20	ug/l	
124-48-1	Dibromochloromethane	ND	1.0	0.20	ug/l	
75-71-8	Dichlorodifluoromethane	ND	1.0	0.20	ug/l	
156-59-2	cis-1,2-Dichloroethylene	ND	1.0	0.20	ug/l	
10061-01-5	cis-1,3-Dichloropropene	ND	1.0	0.20	ug/l	
541-73-1	m-Dichlorobenzene	ND	1.0	0.20	ug/l	
95-50-1	o-Dichlorobenzene	ND	1.0	0.20	ug/l	
106-46-7	p-Dichlorobenzene	ND	1.0	0.20	ug/l	

ND = Not detected MDL = Method Detection Limit

J = Indicates an estimated value

RL = Reporting Limit

B = Indicates analyte found in associated method blank

E = Indicates value exceeds calibration range

N = Indicates presumptive evidence of a compound

Report of Analysis

Client Sample ID: RW-1		Date Sampled: 06/06/16
Lab Sample ID: C46071-4		Date Received: 06/06/16
Matrix: AQ - Ground Water		Percent Solids: n/a
Method: SW846 8260B		
Project: T10000005974-De Long Petroleum - 1716 Webster Street, Alameda, CA		

VOA 8260 List

CAS No.	Compound	Result	RL	MDL	Units	Q
156-60-5	trans-1,2-Dichloroethylene	ND	1.0	0.20	ug/l	
10061-02-6	trans-1,3-Dichloropropene	ND	1.0	0.30	ug/l	
100-41-4	Ethylbenzene	ND	1.0	0.20	ug/l	
637-92-3	Ethyl Tert Butyl Ether	ND	2.0	0.22	ug/l	
591-78-6	2-Hexanone	ND	10	2.0	ug/l	
87-68-3	Hexachlorobutadiene	ND	2.0	0.20	ug/l	
98-82-8	Isopropylbenzene	ND	1.0	0.20	ug/l	
99-87-6	p-Isopropyltoluene	ND	2.0	0.20	ug/l	
108-10-1	4-Methyl-2-pentanone	ND	10	1.0	ug/l	
74-83-9	Methyl bromide	ND	2.0	0.20	ug/l	
74-87-3	Methyl chloride	ND	1.0	0.30	ug/l	
74-95-3	Methylene bromide	ND	1.0	0.20	ug/l	
75-09-2	Methylene chloride	ND	10	2.0	ug/l	
78-93-3	Methyl ethyl ketone	ND	10	2.0	ug/l	
1634-04-4	Methyl Tert Butyl Ether	1.8	1.0	0.20	ug/l	
91-20-3	Naphthalene	0.53	5.0	0.50	ug/l	J
103-65-1	n-Propylbenzene	ND	2.0	0.20	ug/l	
100-42-5	Styrene	ND	1.0	0.20	ug/l	
994-05-8	Tert-Amyl Methyl Ether	ND	2.0	0.40	ug/l	
75-65-0	Tert-Butyl Alcohol	ND	10	2.4	ug/l	
630-20-6	1,1,1,2-Tetrachloroethane	ND	1.0	0.30	ug/l	
71-55-6	1,1,1-Trichloroethane	ND	1.0	0.20	ug/l	
79-34-5	1,1,2,2-Tetrachloroethane	ND	1.0	0.20	ug/l	
79-00-5	1,1,2-Trichloroethane	ND	1.0	0.22	ug/l	
87-61-6	1,2,3-Trichlorobenzene	ND	2.0	0.20	ug/l	
96-18-4	1,2,3-Trichloropropane	ND	2.0	0.20	ug/l	
120-82-1	1,2,4-Trichlorobenzene	ND	2.0	0.20	ug/l	
95-63-6	1,2,4-Trimethylbenzene	ND	2.0	0.20	ug/l	
108-67-8	1,3,5-Trimethylbenzene	ND	2.0	0.20	ug/l	
127-18-4	Tetrachloroethylene	ND	1.0	0.30	ug/l	
108-88-3	Toluene	ND	1.0	0.20	ug/l	
79-01-6	Trichloroethylene	ND	1.0	0.20	ug/l	
75-69-4	Trichlorofluoromethane	ND	1.0	0.20	ug/l	
75-01-4	Vinyl chloride	ND	1.0	0.20	ug/l	
1330-20-7	Xylene (total)	ND	2.0	0.46	ug/l	
	TPH-GRO (C6-C10)	47.5	50	25	ug/l	J

CAS No.	Surrogate Recoveries	Run# 1	Run# 2	Limits
1868-53-7	Dibromofluoromethane	107%		80-123%

ND = Not detected MDL = Method Detection Limit J = Indicates an estimated value
 RL = Reporting Limit B = Indicates analyte found in associated method blank
 E = Indicates value exceeds calibration range N = Indicates presumptive evidence of a compound

Report of Analysis

Client Sample ID: RW-1		Date Sampled: 06/06/16
Lab Sample ID: C46071-4		Date Received: 06/06/16
Matrix: AQ - Ground Water		Percent Solids: n/a
Method: SW846 8260B		
Project: T10000005974-De Long Petroleum - 1716 Webster Street, Alameda, CA		

VOA 8260 List

CAS No.	Surrogate Recoveries	Run# 1	Run# 2	Limits
2037-26-5	Toluene-D8	95%		88-112%
460-00-4	4-Bromofluorobenzene	97%		79-114%

ND = Not detected MDL = Method Detection Limit
 RL = Reporting Limit

J = Indicates an estimated value
 B = Indicates analyte found in associated method blank
 N = Indicates presumptive evidence of a compound

Report of Analysis

Client Sample ID: RW-1		
Lab Sample ID: C46071-4		Date Sampled: 06/06/16
Matrix: AQ - Ground Water		Date Received: 06/06/16
Method: SW846 8015B M SW846 3510C		Percent Solids: n/a
Project: T10000005974-De Long Petroleum - 1716 Webster Street, Alameda, CA		

Run #	File ID	DF	Analyzed	By	Prep Date	Prep Batch	Analytical Batch
Run #1	HH333209.D	2	06/08/16	FL	06/07/16	OP14466	GHH1823
Run #2							

Run #	Initial Volume	Final Volume
Run #1	1010 ml	1.0 ml
Run #2		

TPH Extractable w/ Silica Gel Cleanup

CAS No.	Compound	Result	RL	MDL	Units	Q
	TPH (C10-C28)	2.41	0.20	0.12	mg/l	
	TPH (> C28-C40)	0.200	0.20	0.11	mg/l	

CAS No.	Surrogate Recoveries	Run# 1	Run# 2	Limits
630-01-3	Hexacosane	45%		40-134%

ND = Not detected MDL = Method Detection Limit
 RL = Reporting Limit
 E = Indicates value exceeds calibration range

J = Indicates an estimated value
 B = Indicates analyte found in associated method blank
 N = Indicates presumptive evidence of a compound

Misc. Forms

Custody Documents and Other Forms

Includes the following where applicable:

- Chain of Custody



ACCUTEST
LABORATORIES

CHAIN OF CUSTODY

2105 Lundy Ave, San Jose, CA 95131
(408) 588-0200 FAX: (408) 588-0201

FED-EX Tracking #	Bottle Order Control #
Accutest Quote #	Accutest NC Job #: C46071

Client / Reporting Information		Project Information		Requested Analysis				Matrix Codes	
Company Name: Compliance & Closure, Inc.		Project Name: DeLong oil		8260 - Tetro TPH4 + BTEX + OXygenates 8260 - Full scan TPH4 - silvert gel cleanup TPH4 - silvert gel cleanup				WW- Wastewater <input checked="" type="checkbox"/> GW- Ground Water SW- Surface Water SO- Soil OI- Oil WP- Wipe LIQ - Non aqueous Liquid AIR DW- Drinking Water (Perchlorate Only)	
Address: 4115 Blacknut Plaza Circle, STE. 100		Street: 1716 webster street						LAB USE ONLY	
City: Danville, CA 94506		City: Alameda, CA							
Project Contact: Gary Mulkey		Project #: 12214-2							
Phone #: 925-580-2258		EMAIL: GARY@CCI-ENVR.COM							
Sampler's Name: Gary Mulkey		Client Purchase Order #: 12214-2							

Accutest Sample ID	Sample ID / Field Point / Point of Collection	Collection		Number of preserved Bottles																	
		Date	Time	Sampled by	Matrix	# of bottles	NE	NH3	INHO	COBOL	NO3	NH4	NO2	NO3	NO3	NO3	NO3	NO3			
1	MW-3A	6/6/16	9:30	GM	GW	6	X											X	X	X	X
2	MW-2A	6/6/16	10:00	GM	GW	6	X											X	X	X	X
3	MW-1	6/6/16	10:25	GM	GW	6	X											X	X	X	X
4	RW-1	6/6/16	11:00	GM	GW	6	X											X	X	X	X

Turnaround Time (Business days)	Approved By/ Date:	Data Deliverable Information	Comments / Remarks
<input checked="" type="checkbox"/> 10 Day <input type="checkbox"/> 5 Day <input type="checkbox"/> 3 Day <input type="checkbox"/> 2 Day <input type="checkbox"/> 1 Day <input type="checkbox"/> Same Day		<input type="checkbox"/> Commercial "A" - Results only <input type="checkbox"/> Commercial "B" - Results with QC summaries <input type="checkbox"/> Commercial "B+" - Results, QC, and chromatograms <input type="checkbox"/> FULL1 - Level 4 data package <input type="checkbox"/> EDF for Geotracker <input type="checkbox"/> EDD Formst Provide EDF Global ID _____ Provide EDF Logcode: _____	Get TPH4 From GMS Prepare EDF - Global ID # 71000005974 send NP to Gary @ CCI-ENVR, COM

Emergency T/A data available VIA Lablink							
Sample Custody must be documented below each time samples change possession, including courier delivery.							
Relinquished by: Gary R. Mulkey	Date Time: 6/6/16 11:58	Received By: Ali zeighami	Relinquished By: 2	Date Time:	Received By: 2	A2	
Relinquished by:	Date Time:	Received By:	Relinquished By:	Date Time:	Received By:	A2	
Relinquished by:	Date Time:	Received By:	Relinquished By:	Date Time:	Received By:		
Relinquished by:	Date Time:	Received By:	Relinquished By:	Date Time:	Received By:		
Relinquished by:	Date Time:	Received By:	Relinquished By:	Date Time:	Received By:		

Custody Seal #	Appropriate Bottle / Pres. Y / N	Headspace Y / N	On Ice Y / N	Cooler Temp.
NONE	Labels match Coc? Y / N	Separate Receiving Check List used: Y / N	3/1/16	

4.1
4

SGS Accutest Sample Receipt Summary

Job Number: C46071

Client: COMPLIANCE & CLOSURE

Project: DELONG OIL

Date / Time Received: 6/6/2016 11:50:00 AM

Delivery Method: Client

Airbill #s: _____

Cooler Temps (Initial/Adjusted): #1: (3.1/4.1)

Cooler Security

Y or N

Y or N

- | | | | | | |
|---------------------------|--------------------------|-------------------------------------|-----------------------|-------------------------------------|--------------------------|
| 1. Custody Seals Present: | <input type="checkbox"/> | <input checked="" type="checkbox"/> | 3. COC Present: | <input checked="" type="checkbox"/> | <input type="checkbox"/> |
| 2. Custody Seals Intact: | <input type="checkbox"/> | <input type="checkbox"/> | 4. Smpl Dates/Time OK | <input checked="" type="checkbox"/> | <input type="checkbox"/> |

Cooler Temperature

Y or N

- | | | |
|----------------------------|-------------------------------------|--------------------------|
| 1. Temp criteria achieved: | <input checked="" type="checkbox"/> | <input type="checkbox"/> |
| 2. Therm ID: | <u>IR3;</u> | |
| 3. Cooler media: | <u>Ice (Bag)</u> | |
| 4. No. Coolers: | <u>1</u> | |

Quality Control Preservation

Y or N N/A

- | | | | |
|---------------------------------|-------------------------------------|-------------------------------------|--------------------------|
| 1. Trip Blank present / cooler: | <input type="checkbox"/> | <input checked="" type="checkbox"/> | <input type="checkbox"/> |
| 2. Trip Blank listed on COC: | <input type="checkbox"/> | <input checked="" type="checkbox"/> | <input type="checkbox"/> |
| 3. Samples preserved properly: | <input checked="" type="checkbox"/> | <input type="checkbox"/> | |
| 4. VOCs headspace free: | <input checked="" type="checkbox"/> | <input type="checkbox"/> | <input type="checkbox"/> |

Sample Integrity - Documentation

Y or N

- | | | |
|--|-------------------------------------|--------------------------|
| 1. Sample labels present on bottles: | <input checked="" type="checkbox"/> | <input type="checkbox"/> |
| 2. Container labeling complete: | <input checked="" type="checkbox"/> | <input type="checkbox"/> |
| 3. Sample container label / COC agree: | <input checked="" type="checkbox"/> | <input type="checkbox"/> |

Sample Integrity - Condition

Y or N

- | | | |
|----------------------------------|-------------------------------------|--------------------------|
| 1. Sample recvd within HT: | <input checked="" type="checkbox"/> | <input type="checkbox"/> |
| 2. All containers accounted for: | <input checked="" type="checkbox"/> | <input type="checkbox"/> |
| 3. Condition of sample: | <u>Intact</u> | |

Sample Integrity - Instructions

Y or N N/A

- | | | | |
|---|-------------------------------------|-------------------------------------|-------------------------------------|
| 1. Analysis requested is clear: | <input checked="" type="checkbox"/> | <input type="checkbox"/> | |
| 2. Bottles received for unspecified tests | <input type="checkbox"/> | <input checked="" type="checkbox"/> | |
| 3. Sufficient volume recvd for analysis: | <input checked="" type="checkbox"/> | <input type="checkbox"/> | |
| 4. Compositing instructions clear: | <input type="checkbox"/> | <input type="checkbox"/> | <input checked="" type="checkbox"/> |
| 5. Filtering instructions clear: | <input type="checkbox"/> | <input type="checkbox"/> | <input checked="" type="checkbox"/> |

Comments

4.1
4

GC/MS Volatiles

QC Data Summaries

Includes the following where applicable:

- Method Blank Summaries
- Blank Spike Summaries
- Matrix Spike and Duplicate Summaries

Method Blank Summary

Job Number: C46071**Account:** CCCAD Compliance & Closure, Inc.**Project:** T10000005974-De Long Petroleum - 1716 Webster Street, Alameda, CA

Sample	File ID	DF	Analyzed	By	Prep Date	Prep Batch	Analytical Batch
VU1453-MB	U35315.D	1	06/15/16	MV	n/a	n/a	VU1453

The QC reported here applies to the following samples:**Method:** SW846 8260B

C46071-2

CAS No.	Compound	Result	RL	MDL	Units	Q
67-64-1	Acetone	ND	20	4.0	ug/l	
71-43-2	Benzene	ND	1.0	0.20	ug/l	
108-86-1	Bromobenzene	ND	1.0	0.20	ug/l	
74-97-5	Bromochloromethane	ND	1.0	0.20	ug/l	
75-27-4	Bromodichloromethane	ND	1.0	0.20	ug/l	
75-25-2	Bromoform	ND	1.0	0.22	ug/l	
104-51-8	n-Butylbenzene	ND	2.0	0.20	ug/l	
135-98-8	sec-Butylbenzene	ND	2.0	0.20	ug/l	
98-06-6	tert-Butylbenzene	ND	2.0	0.28	ug/l	
108-90-7	Chlorobenzene	ND	1.0	0.20	ug/l	
75-00-3	Chloroethane	ND	1.0	0.20	ug/l	
67-66-3	Chloroform	ND	1.0	0.20	ug/l	
95-49-8	o-Chlorotoluene	ND	2.0	0.20	ug/l	
106-43-4	p-Chlorotoluene	ND	2.0	0.26	ug/l	
56-23-5	Carbon tetrachloride	ND	1.0	0.20	ug/l	
75-34-3	1,1-Dichloroethane	ND	1.0	0.20	ug/l	
75-35-4	1,1-Dichloroethylene	ND	1.0	0.20	ug/l	
563-58-6	1,1-Dichloropropene	ND	1.0	0.20	ug/l	
96-12-8	1,2-Dibromo-3-chloropropane	ND	2.0	0.40	ug/l	
106-93-4	1,2-Dibromoethane	ND	1.0	0.20	ug/l	
107-06-2	1,2-Dichloroethane	ND	1.0	0.20	ug/l	
78-87-5	1,2-Dichloropropane	ND	1.0	0.20	ug/l	
142-28-9	1,3-Dichloropropane	ND	1.0	0.20	ug/l	
108-20-3	Di-Isopropyl ether	ND	2.0	0.22	ug/l	
594-20-7	2,2-Dichloropropane	ND	1.0	0.20	ug/l	
124-48-1	Dibromochloromethane	ND	1.0	0.20	ug/l	
75-71-8	Dichlorodifluoromethane	ND	1.0	0.20	ug/l	
156-59-2	cis-1,2-Dichloroethylene	ND	1.0	0.20	ug/l	
10061-01-5	cis-1,3-Dichloropropene	ND	1.0	0.20	ug/l	
541-73-1	m-Dichlorobenzene	ND	1.0	0.20	ug/l	
95-50-1	o-Dichlorobenzene	ND	1.0	0.20	ug/l	
106-46-7	p-Dichlorobenzene	ND	1.0	0.20	ug/l	
156-60-5	trans-1,2-Dichloroethylene	ND	1.0	0.20	ug/l	
10061-02-6	trans-1,3-Dichloropropene	ND	1.0	0.30	ug/l	
100-41-4	Ethylbenzene	ND	1.0	0.20	ug/l	
637-92-3	Ethyl Tert Butyl Ether	ND	2.0	0.22	ug/l	

Method Blank Summary

Job Number: C46071

Account: CCCAD Compliance & Closure, Inc.

Project: T10000005974-De Long Petroleum - 1716 Webster Street, Alameda, CA

Sample	File ID	DF	Analyzed	By	Prep Date	Prep Batch	Analytical Batch
VU1453-MB	U35315.D	1	06/15/16	MV	n/a	n/a	VU1453

The QC reported here applies to the following samples:

Method: SW846 8260B

C46071-2

CAS No.	Compound	Result	RL	MDL	Units	Q
591-78-6	2-Hexanone	ND	10	2.0	ug/l	
87-68-3	Hexachlorobutadiene	ND	2.0	0.20	ug/l	
98-82-8	Isopropylbenzene	ND	1.0	0.20	ug/l	
99-87-6	p-Isopropyltoluene	ND	2.0	0.20	ug/l	
108-10-1	4-Methyl-2-pentanone	ND	10	1.0	ug/l	
74-83-9	Methyl bromide	ND	2.0	0.20	ug/l	
74-87-3	Methyl chloride	ND	1.0	0.30	ug/l	
74-95-3	Methylene bromide	ND	1.0	0.20	ug/l	
75-09-2	Methylene chloride	ND	10	2.0	ug/l	
78-93-3	Methyl ethyl ketone	ND	10	2.0	ug/l	
1634-04-4	Methyl Tert Butyl Ether	ND	1.0	0.20	ug/l	
91-20-3	Naphthalene	ND	5.0	0.50	ug/l	
103-65-1	n-Propylbenzene	ND	2.0	0.20	ug/l	
100-42-5	Styrene	ND	1.0	0.20	ug/l	
994-05-8	Tert-Amyl Methyl Ether	ND	2.0	0.40	ug/l	
75-65-0	Tert-Butyl Alcohol	ND	10	2.4	ug/l	
630-20-6	1,1,1,2-Tetrachloroethane	ND	1.0	0.30	ug/l	
71-55-6	1,1,1-Trichloroethane	ND	1.0	0.20	ug/l	
79-34-5	1,1,2,2-Tetrachloroethane	ND	1.0	0.20	ug/l	
79-00-5	1,1,2-Trichloroethane	ND	1.0	0.22	ug/l	
87-61-6	1,2,3-Trichlorobenzene ^a	0.27	2.0	0.20	ug/l	J
96-18-4	1,2,3-Trichloropropane	ND	2.0	0.20	ug/l	
120-82-1	1,2,4-Trichlorobenzene	ND	2.0	0.20	ug/l	
95-63-6	1,2,4-Trimethylbenzene	ND	2.0	0.20	ug/l	
108-67-8	1,3,5-Trimethylbenzene	ND	2.0	0.20	ug/l	
127-18-4	Tetrachloroethylene	ND	1.0	0.30	ug/l	
108-88-3	Toluene	ND	1.0	0.20	ug/l	
79-01-6	Trichloroethylene	ND	1.0	0.20	ug/l	
75-69-4	Trichlorofluoromethane	ND	1.0	0.20	ug/l	
75-01-4	Vinyl chloride	ND	1.0	0.20	ug/l	
1330-20-7	Xylene (total)	ND	2.0	0.46	ug/l	
	TPH-GRO (C6-C10)	ND	50	25	ug/l	

Method Blank Summary

Job Number: C46071
Account: CCCAD Compliance & Closure, Inc.
Project: T10000005974-De Long Petroleum - 1716 Webster Street, Alameda, CA

Sample	File ID	DF	Analyzed	By	Prep Date	Prep Batch	Analytical Batch
VU1453-MB	U35315.D	1	06/15/16	MV	n/a	n/a	VU1453

The QC reported here applies to the following samples:

Method: SW846 8260B

C46071-2

CAS No.	Surrogate Recoveries	Limits
1868-53-7	Dibromofluoromethane	100% 80-123%
2037-26-5	Toluene-D8	99% 88-112%
460-00-4	4-Bromofluorobenzene	90% 79-114%

(a) Target analyte detected in method blank at or above the method detection limit. Concentration present in blank is less than 1/2 RL; meeting method criteria.

5.1.1
5

Method Blank Summary

Job Number: C46071

Account: CCCAD Compliance & Closure, Inc.

Project: T10000005974-De Long Petroleum - 1716 Webster Street, Alameda, CA

Sample	File ID	DF	Analyzed	By	Prep Date	Prep Batch	Analytical Batch
VU1454-MB	U35344.D	1	06/16/16	CV	n/a	n/a	VU1454

The QC reported here applies to the following samples:

Method: SW846 8260B

C46071-1, C46071-3, C46071-4

CAS No.	Compound	Result	RL	MDL	Units	Q
67-64-1	Acetone	ND	20	4.0	ug/l	
71-43-2	Benzene	ND	1.0	0.20	ug/l	
108-86-1	Bromobenzene	ND	1.0	0.20	ug/l	
74-97-5	Bromochloromethane	ND	1.0	0.20	ug/l	
75-27-4	Bromodichloromethane	ND	1.0	0.20	ug/l	
75-25-2	Bromoform	ND	1.0	0.22	ug/l	
104-51-8	n-Butylbenzene	ND	2.0	0.20	ug/l	
135-98-8	sec-Butylbenzene	ND	2.0	0.20	ug/l	
98-06-6	tert-Butylbenzene	ND	2.0	0.28	ug/l	
108-90-7	Chlorobenzene	ND	1.0	0.20	ug/l	
75-00-3	Chloroethane	ND	1.0	0.20	ug/l	
67-66-3	Chloroform	ND	1.0	0.20	ug/l	
95-49-8	o-Chlorotoluene	ND	2.0	0.20	ug/l	
106-43-4	p-Chlorotoluene	ND	2.0	0.26	ug/l	
56-23-5	Carbon tetrachloride	ND	1.0	0.20	ug/l	
75-34-3	1,1-Dichloroethane	ND	1.0	0.20	ug/l	
75-35-4	1,1-Dichloroethylene	ND	1.0	0.20	ug/l	
563-58-6	1,1-Dichloropropene	ND	1.0	0.20	ug/l	
96-12-8	1,2-Dibromo-3-chloropropane	ND	2.0	0.40	ug/l	
106-93-4	1,2-Dibromoethane	ND	1.0	0.20	ug/l	
107-06-2	1,2-Dichloroethane	ND	1.0	0.20	ug/l	
78-87-5	1,2-Dichloropropane	ND	1.0	0.20	ug/l	
142-28-9	1,3-Dichloropropane	ND	1.0	0.20	ug/l	
108-20-3	Di-Isopropyl ether	ND	2.0	0.22	ug/l	
594-20-7	2,2-Dichloropropane	ND	1.0	0.20	ug/l	
124-48-1	Dibromochloromethane	ND	1.0	0.20	ug/l	
75-71-8	Dichlorodifluoromethane	ND	1.0	0.20	ug/l	
156-59-2	cis-1,2-Dichloroethylene	ND	1.0	0.20	ug/l	
10061-01-5	cis-1,3-Dichloropropene	ND	1.0	0.20	ug/l	
541-73-1	m-Dichlorobenzene	ND	1.0	0.20	ug/l	
95-50-1	o-Dichlorobenzene	ND	1.0	0.20	ug/l	
106-46-7	p-Dichlorobenzene	ND	1.0	0.20	ug/l	
156-60-5	trans-1,2-Dichloroethylene	ND	1.0	0.20	ug/l	
10061-02-6	trans-1,3-Dichloropropene	ND	1.0	0.30	ug/l	
100-41-4	Ethylbenzene	ND	1.0	0.20	ug/l	
637-92-3	Ethyl Tert Butyl Ether	ND	2.0	0.22	ug/l	

Method Blank Summary

Job Number: C46071

Account: CCCAD Compliance & Closure, Inc.

Project: T10000005974-De Long Petroleum - 1716 Webster Street, Alameda, CA

Sample	File ID	DF	Analyzed	By	Prep Date	Prep Batch	Analytical Batch
VU1454-MB	U35344.D	1	06/16/16	CV	n/a	n/a	VU1454

The QC reported here applies to the following samples:

Method: SW846 8260B

C46071-1, C46071-3, C46071-4

CAS No.	Compound	Result	RL	MDL	Units	Q
591-78-6	2-Hexanone	ND	10	2.0	ug/l	
87-68-3	Hexachlorobutadiene	ND	2.0	0.20	ug/l	
98-82-8	Isopropylbenzene	ND	1.0	0.20	ug/l	
99-87-6	p-Isopropyltoluene	ND	2.0	0.20	ug/l	
108-10-1	4-Methyl-2-pentanone	ND	10	1.0	ug/l	
74-83-9	Methyl bromide	ND	2.0	0.20	ug/l	
74-87-3	Methyl chloride	ND	1.0	0.30	ug/l	
74-95-3	Methylene bromide	ND	1.0	0.20	ug/l	
75-09-2	Methylene chloride	ND	10	2.0	ug/l	
78-93-3	Methyl ethyl ketone	ND	10	2.0	ug/l	
1634-04-4	Methyl Tert Butyl Ether	ND	1.0	0.20	ug/l	
91-20-3	Naphthalene	ND	5.0	0.50	ug/l	
103-65-1	n-Propylbenzene	ND	2.0	0.20	ug/l	
100-42-5	Styrene	ND	1.0	0.20	ug/l	
994-05-8	Tert-Amyl Methyl Ether	ND	2.0	0.40	ug/l	
75-65-0	Tert-Butyl Alcohol	ND	10	2.4	ug/l	
630-20-6	1,1,1,2-Tetrachloroethane	ND	1.0	0.30	ug/l	
71-55-6	1,1,1-Trichloroethane	ND	1.0	0.20	ug/l	
79-34-5	1,1,2,2-Tetrachloroethane	ND	1.0	0.20	ug/l	
79-00-5	1,1,2-Trichloroethane	ND	1.0	0.22	ug/l	
87-61-6	1,2,3-Trichlorobenzene	ND	2.0	0.20	ug/l	
96-18-4	1,2,3-Trichloropropane	ND	2.0	0.20	ug/l	
120-82-1	1,2,4-Trichlorobenzene	ND	2.0	0.20	ug/l	
95-63-6	1,2,4-Trimethylbenzene	ND	2.0	0.20	ug/l	
108-67-8	1,3,5-Trimethylbenzene	ND	2.0	0.20	ug/l	
127-18-4	Tetrachloroethylene	ND	1.0	0.30	ug/l	
108-88-3	Toluene	ND	1.0	0.20	ug/l	
79-01-6	Trichloroethylene	ND	1.0	0.20	ug/l	
75-69-4	Trichlorofluoromethane	ND	1.0	0.20	ug/l	
75-01-4	Vinyl chloride	ND	1.0	0.20	ug/l	
1330-20-7	Xylene (total)	ND	2.0	0.46	ug/l	
	TPH-GRO (C6-C10)	ND	50	25	ug/l	

Method Blank Summary

Job Number: C46071
Account: CCCAD Compliance & Closure, Inc.
Project: T10000005974-De Long Petroleum - 1716 Webster Street, Alameda, CA

Sample	File ID	DF	Analyzed	By	Prep Date	Prep Batch	Analytical Batch
VU1454-MB	U35344.D	1	06/16/16	CV	n/a	n/a	VU1454

The QC reported here applies to the following samples:

Method: SW846 8260B

C46071-1, C46071-3, C46071-4

CAS No.	Surrogate Recoveries	Limits
1868-53-7	Dibromofluoromethane	94% 80-123%
2037-26-5	Toluene-D8	97% 88-112%
460-00-4	4-Bromofluorobenzene	91% 79-114%

5.1.2
5

Blank Spike/Blank Spike Duplicate Summary

Job Number: C46071

Account: CCCAD Compliance & Closure, Inc.

Project: T10000005974-De Long Petroleum - 1716 Webster Street, Alameda, CA

Sample	File ID	DF	Analyzed	By	Prep Date	Prep Batch	Analytical Batch
VU1453-BS	U35312.D	1	06/15/16	MV	n/a	n/a	VU1453
VU1453-BSD	U35313.D	1	06/15/16	MV	n/a	n/a	VU1453

The QC reported here applies to the following samples:

Method: SW846 8260B

C46071-2

CAS No.	Compound	Spike ug/l	BSP ug/l	BSP %	BSD ug/l	BSD %	RPD	Limits Rec/RPD
67-64-1	Acetone	80	81.0	101	71.3	89	13	55-147/17
71-43-2	Benzene	20	21.8	109	21.3	107	2	76-120/10
108-86-1	Bromobenzene	20	22.1	111	21.7	109	2	80-123/10
74-97-5	Bromochloromethane	20	23.0	115	22.0	110	4	79-124/10
75-27-4	Bromodichloromethane	20	21.6	108	21.1	106	2	75-121/10
75-25-2	Bromoform	20	20.4	102	19.8	99	3	62-127/10
104-51-8	n-Butylbenzene	20	22.5	113	22.4	112	0	74-129/10
135-98-8	sec-Butylbenzene	20	22.3	112	22.2	111	0	75-128/11
98-06-6	tert-Butylbenzene	20	22.1	111	22.0	110	0	74-127/11
108-90-7	Chlorobenzene	20	21.4	107	21.1	106	1	79-119/10
75-00-3	Chloroethane	20	20.5	103	18.9	95	8	60-115/14
67-66-3	Chloroform	20	21.7	109	20.9	105	4	75-122/10
95-49-8	o-Chlorotoluene	20	19.6	98	19.4	97	1	76-125/12
106-43-4	p-Chlorotoluene	20	21.5	108	21.3	107	1	76-126/11
56-23-5	Carbon tetrachloride	20	22.5	113	22.2	111	1	72-128/13
75-34-3	1,1-Dichloroethane	20	21.7	109	21.2	106	2	70-121/10
75-35-4	1,1-Dichloroethylene	20	21.2	106	20.7	104	2	62-125/13
563-58-6	1,1-Dichloropropene	20	21.6	108	21.2	106	2	68-116/11
96-12-8	1,2-Dibromo-3-chloropropane	20	18.2	91	17.8	89	2	64-129/11
106-93-4	1,2-Dibromoethane	20	23.0	115	22.1	111	4	81-124/10
107-06-2	1,2-Dichloroethane	20	22.0	110	21.4	107	3	74-122/10
78-87-5	1,2-Dichloropropane	20	22.0	110	21.6	108	2	75-123/10
142-28-9	1,3-Dichloropropane	20	22.8	114	22.4	112	2	81-127/11
108-20-3	Di-Isopropyl ether	20	20.4	102	19.8	99	3	69-126/10
594-20-7	2,2-Dichloropropane	20	21.3	107	20.5	103	4	66-130/12
124-48-1	Dibromochloromethane	20	18.6	93	18.2	91	2	76-124/10
75-71-8	Dichlorodifluoromethane	20	14.9	75	13.1	66	13	26-163/26
156-59-2	cis-1,2-Dichloroethylene	20	22.7	114	22.0	110	3	75-128/10
10061-01-5	cis-1,3-Dichloropropene	20	23.5	118	22.9	115	3	76-131/10
541-73-1	m-Dichlorobenzene	20	21.7	109	21.4	107	1	79-121/10
95-50-1	o-Dichlorobenzene	20	21.7	109	21.3	107	2	79-120/10
106-46-7	p-Dichlorobenzene	20	21.5	108	21.5	108	0	79-120/10
156-60-5	trans-1,2-Dichloroethylene	20	20.4	102	19.7	99	3	67-116/11
10061-02-6	trans-1,3-Dichloropropene	20	18.6	93	18.2	91	2	73-125/10
100-41-4	Ethylbenzene	20	22.3	112	21.8	109	2	78-123/10
637-92-3	Ethyl Tert Butyl Ether	20	20.8	104	20.1	101	3	75-126/11

* = Outside of Control Limits.

5.2.1 5

Blank Spike/Blank Spike Duplicate Summary

Job Number: C46071

Account: CCCAD Compliance & Closure, Inc.

Project: T10000005974-De Long Petroleum - 1716 Webster Street, Alameda, CA

Sample	File ID	DF	Analyzed	By	Prep Date	Prep Batch	Analytical Batch
VU1453-BS	U35312.D	1	06/15/16	MV	n/a	n/a	VU1453
VU1453-BSD	U35313.D	1	06/15/16	MV	n/a	n/a	VU1453

The QC reported here applies to the following samples:

Method: SW846 8260B

C46071-2

CAS No.	Compound	Spike ug/l	BSP ug/l	BSP %	BSD ug/l	BSD %	RPD	Limits Rec/RPD
591-78-6	2-Hexanone	80	89.8	112	87.0	109	3	71-145/12
87-68-3	Hexachlorobutadiene	20	20.5	103	20.7	104	1	70-130/12
98-82-8	Isopropylbenzene	20	22.3	112	21.6	108	3	77-125/10
99-87-6	p-Isopropyltoluene	20	22.6	113	22.5	113	0	76-126/10
108-10-1	4-Methyl-2-pentanone	80	75.0	94	72.8	91	3	70-142/11
74-83-9	Methyl bromide	20	18.4	92	16.8	84	9	65-124/13
74-87-3	Methyl chloride	20	19.7	99	17.6	88	11	47-143/20
74-95-3	Methylene bromide	20	23.1	116	22.4	112	3	80-125/10
75-09-2	Methylene chloride	20	20.5	103	19.7	99	4	65-124/15
78-93-3	Methyl ethyl ketone	80	86.1	108	80.4	101	7	66-145/12
1634-04-4	Methyl Tert Butyl Ether	20	19.9	100	19.2	96	4	73-120/10
91-20-3	Naphthalene	20	20.9	105	21.6	108	3	66-120/12
103-65-1	n-Propylbenzene	20	21.5	108	21.4	107	0	75-125/10
100-42-5	Styrene	20	20.9	105	20.4	102	2	73-126/10
994-05-8	Tert-Amyl Methyl Ether	20	21.5	108	20.6	103	4	77-126/10
75-65-0	Tert-Butyl Alcohol	100	86.6	87	83.6	84	4	52-148/18
630-20-6	1,1,1,2-Tetrachloroethane	20	18.5	93	18.3	92	1	79-126/10
71-55-6	1,1,1-Trichloroethane	20	22.8	114	22.0	110	4	73-125/11
79-34-5	1,1,2,2-Tetrachloroethane	20	23.3	117	22.8	114	2	78-127/10
79-00-5	1,1,2-Trichloroethane	20	22.2	111	21.4	107	4	79-122/10
87-61-6	1,2,3-Trichlorobenzene	20	20.7	104	21.2	106	2	70-128/12
96-18-4	1,2,3-Trichloropropane	20	23.4	117	22.5	113	4	66-127/10
120-82-1	1,2,4-Trichlorobenzene	20	20.7	104	20.9	105	1	72-125/11
95-63-6	1,2,4-Trimethylbenzene	20	22.1	111	21.9	110	1	76-124/10
108-67-8	1,3,5-Trimethylbenzene	20	22.4	112	22.2	111	1	79-130/10
127-18-4	Tetrachloroethylene	20	21.5	108	21.4	107	0	72-124/13
108-88-3	Toluene	20	21.6	108	21.2	106	2	78-121/10
79-01-6	Trichloroethylene	20	21.7	109	21.4	107	1	75-119/10
75-69-4	Trichlorofluoromethane	20	21.6	108	19.6	98	10	68-130/19
75-01-4	Vinyl chloride	20	19.9	100	18.0	90	10	57-137/18
1330-20-7	Xylene (total)	60	57.8	96	56.5	94	2	78-122/10

CAS No.	Surrogate Recoveries	BSP	BSD	Limits
1868-53-7	Dibromofluoromethane	103%	99%	80-123%

* = Outside of Control Limits.

5.2.1
5

Blank Spike/Blank Spike Duplicate Summary

Job Number: C46071
Account: CCCAD Compliance & Closure, Inc.
Project: T10000005974-De Long Petroleum - 1716 Webster Street, Alameda, CA

Sample	File ID	DF	Analyzed	By	Prep Date	Prep Batch	Analytical Batch
VU1453-BS	U35312.D	1	06/15/16	MV	n/a	n/a	VU1453
VU1453-BSD	U35313.D	1	06/15/16	MV	n/a	n/a	VU1453

The QC reported here applies to the following samples:

Method: SW846 8260B

C46071-2

CAS No.	Surrogate Recoveries	BSP	BSD	Limits
2037-26-5	Toluene-D8	99%	99%	88-112%
460-00-4	4-Bromofluorobenzene	100%	99%	79-114%

* = Outside of Control Limits.

Blank Spike/Blank Spike Duplicate Summary

Job Number: C46071

Account: CCCAD Compliance & Closure, Inc.

Project: T10000005974-De Long Petroleum - 1716 Webster Street, Alameda, CA

Sample	File ID	DF	Analyzed	By	Prep Date	Prep Batch	Analytical Batch
VU1454-BS	U35341.D	1	06/16/16	CV	n/a	n/a	VU1454
VU1454-BSD	U35342.D	1	06/16/16	CV	n/a	n/a	VU1454

The QC reported here applies to the following samples:

Method: SW846 8260B

C46071-1, C46071-3, C46071-4

CAS No.	Compound	Spike ug/l	BSP ug/l	BSP %	BSD ug/l	BSD %	RPD	Limits Rec/RPD
67-64-1	Acetone	80	72.5	91	71.1	89	2	55-147/17
71-43-2	Benzene	20	19.8	99	19.3	97	3	76-120/10
108-86-1	Bromobenzene	20	20.1	101	20.4	102	1	80-123/10
74-97-5	Bromochloromethane	20	20.5	103	20.8	104	1	79-124/10
75-27-4	Bromodichloromethane	20	19.5	98	19.4	97	1	75-121/10
75-25-2	Bromoform	20	18.6	93	18.7	94	1	62-127/10
104-51-8	n-Butylbenzene	20	20.4	102	20.0	100	2	74-129/10
135-98-8	sec-Butylbenzene	20	20.2	101	19.7	99	3	75-128/11
98-06-6	tert-Butylbenzene	20	20.0	100	19.7	99	2	74-127/11
108-90-7	Chlorobenzene	20	19.2	96	19.3	97	1	79-119/10
75-00-3	Chloroethane	20	16.6	83	16.9	85	2	60-115/14
67-66-3	Chloroform	20	19.1	96	19.1	96	0	75-122/10
95-49-8	o-Chlorotoluene	20	17.6	88	17.9	90	2	76-125/12
106-43-4	p-Chlorotoluene	20	19.3	97	19.6	98	2	76-126/11
56-23-5	Carbon tetrachloride	20	20.8	104	19.4	97	7	72-128/13
75-34-3	1,1-Dichloroethane	20	19.0	95	19.1	96	1	70-121/10
75-35-4	1,1-Dichloroethylene	20	19.0	95	18.1	91	5	62-125/13
563-58-6	1,1-Dichloropropene	20	19.9	100	18.7	94	6	68-116/11
96-12-8	1,2-Dibromo-3-chloropropane	20	16.0	80	16.7	84	4	64-129/11
106-93-4	1,2-Dibromoethane	20	20.6	103	20.8	104	1	81-124/10
107-06-2	1,2-Dichloroethane	20	19.9	100	19.7	99	1	74-122/10
78-87-5	1,2-Dichloropropane	20	20.0	100	19.8	99	1	75-123/10
142-28-9	1,3-Dichloropropane	20	20.3	102	20.6	103	1	81-127/11
108-20-3	Di-Isopropyl ether	20	17.7	89	18.0	90	2	69-126/10
594-20-7	2,2-Dichloropropane	20	19.4	97	19.0	95	2	66-130/12
124-48-1	Dibromochloromethane	20	16.9	85	17.1	86	1	76-124/10
75-71-8	Dichlorodifluoromethane	20	10.6	53	10.1	51	5	26-163/26
156-59-2	cis-1,2-Dichloroethylene	20	20.1	101	20.2	101	0	75-128/10
10061-01-5	cis-1,3-Dichloropropene	20	21.5	108	21.3	107	1	76-131/10
541-73-1	m-Dichlorobenzene	20	19.4	97	19.8	99	2	79-121/10
95-50-1	o-Dichlorobenzene	20	19.7	99	19.9	100	1	79-120/10
106-46-7	p-Dichlorobenzene	20	19.6	98	19.8	99	1	79-120/10
156-60-5	trans-1,2-Dichloroethylene	20	17.7	89	17.6	88	1	67-116/11
10061-02-6	trans-1,3-Dichloropropene	20	16.8	84	17.0	85	1	73-125/10
100-41-4	Ethylbenzene	20	19.9	100	19.7	99	1	78-123/10
637-92-3	Ethyl Tert Butyl Ether	20	18.3	92	18.6	93	2	75-126/11

* = Outside of Control Limits.

5.2.2
5

Blank Spike/Blank Spike Duplicate Summary

Job Number: C46071

Account: CCCAD Compliance & Closure, Inc.

Project: T10000005974-De Long Petroleum - 1716 Webster Street, Alameda, CA

Sample	File ID	DF	Analyzed	By	Prep Date	Prep Batch	Analytical Batch
VU1454-BS	U35341.D	1	06/16/16	CV	n/a	n/a	VU1454
VU1454-BSD	U35342.D	1	06/16/16	CV	n/a	n/a	VU1454

The QC reported here applies to the following samples:

Method: SW846 8260B

C46071-1, C46071-3, C46071-4

CAS No.	Compound	Spike ug/l	BSP ug/l	BSP %	BSD ug/l	BSD %	RPD	Limits Rec/RPD
591-78-6	2-Hexanone	80	78.0	98	79.7	100	2	71-145/12
87-68-3	Hexachlorobutadiene	20	19.1	96	18.7	94	2	70-130/12
98-82-8	Isopropylbenzene	20	20.1	101	19.7	99	2	77-125/10
99-87-6	p-Isopropyltoluene	20	20.5	103	20.0	100	2	76-126/10
108-10-1	4-Methyl-2-pentanone	80	66.1	83	65.8	82	0	70-142/11
74-83-9	Methyl bromide	20	15.1	76	15.3	77	1	65-124/13
74-87-3	Methyl chloride	20	14.9	75	15.4	77	3	47-143/20
74-95-3	Methylene bromide	20	20.8	104	20.5	103	1	80-125/10
75-09-2	Methylene chloride	20	17.5	88	17.8	89	2	65-124/15
78-93-3	Methyl ethyl ketone	80	73.6	92	75.0	94	2	66-145/12
1634-04-4	Methyl Tert Butyl Ether	20	17.3	87	17.8	89	3	73-120/10
91-20-3	Naphthalene	20	18.3	92	20.2	101	10	66-120/12
103-65-1	n-Propylbenzene	20	19.4	97	19.2	96	1	75-125/10
100-42-5	Styrene	20	18.8	94	18.9	95	1	73-126/10
994-05-8	Tert-Amyl Methyl Ether	20	18.9	95	19.3	97	2	77-126/10
75-65-0	Tert-Butyl Alcohol	100	70.8	71	75.3	75	6	52-148/18
630-20-6	1,1,1,2-Tetrachloroethane	20	16.7	84	16.8	84	1	79-126/10
71-55-6	1,1,1-Trichloroethane	20	20.0	100	19.6	98	2	73-125/11
79-34-5	1,1,2,2-Tetrachloroethane	20	20.5	103	21.0	105	2	78-127/10
79-00-5	1,1,2-Trichloroethane	20	19.6	98	19.8	99	1	79-122/10
87-61-6	1,2,3-Trichlorobenzene	20	18.5	93	19.7	99	6	70-128/12
96-18-4	1,2,3-Trichloropropane	20	20.4	102	20.8	104	2	66-127/10
120-82-1	1,2,4-Trichlorobenzene	20	18.8	94	19.6	98	4	72-125/11
95-63-6	1,2,4-Trimethylbenzene	20	19.8	99	20.0	100	1	76-124/10
108-67-8	1,3,5-Trimethylbenzene	20	20.2	101	20.1	101	0	79-130/10
127-18-4	Tetrachloroethylene	20	19.5	98	19.1	96	2	72-124/13
108-88-3	Toluene	20	19.3	97	19.3	97	0	78-121/10
79-01-6	Trichloroethylene	20	19.6	98	19.2	96	2	75-119/10
75-69-4	Trichlorofluoromethane	20	17.2	86	17.0	85	1	68-130/19
75-01-4	Vinyl chloride	20	15.4	77	15.4	77	0	57-137/18
1330-20-7	Xylene (total)	60	52.0	87	51.7	86	1	78-122/10

CAS No.	Surrogate Recoveries	BSP	BSD	Limits
1868-53-7	Dibromofluoromethane	98%	98%	80-123%

* = Outside of Control Limits.

5.2.2
5

Blank Spike/Blank Spike Duplicate Summary

Job Number: C46071
Account: CCCAD Compliance & Closure, Inc.
Project: T10000005974-De Long Petroleum - 1716 Webster Street, Alameda, CA

Sample	File ID	DF	Analyzed	By	Prep Date	Prep Batch	Analytical Batch
VU1454-BS	U35341.D	1	06/16/16	CV	n/a	n/a	VU1454
VU1454-BSD	U35342.D	1	06/16/16	CV	n/a	n/a	VU1454

The QC reported here applies to the following samples:

Method: SW846 8260B

C46071-1, C46071-3, C46071-4

CAS No.	Surrogate Recoveries	BSP	BSD	Limits
2037-26-5	Toluene-D8	97%	97%	88-112%
460-00-4	4-Bromofluorobenzene	98%	99%	79-114%

* = Outside of Control Limits.

5.2.2
 5

Laboratory Control Sample Summary

Job Number: C46071
Account: CCCAD Compliance & Closure, Inc.
Project: T10000005974-De Long Petroleum - 1716 Webster Street, Alameda, CA

Sample	File ID	DF	Analyzed	By	Prep Date	Prep Batch	Analytical Batch
VU1453-LCS	U35314.D	1	06/15/16	MV	n/a	n/a	VU1453

The QC reported here applies to the following samples:

Method: SW846 8260B

C46071-2

CAS No.	Compound	Spike ug/l	LCS ug/l	LCS %	Limits
	TPH-GRO (C6-C10)	125	119	95	70-130

CAS No.	Surrogate Recoveries	BSP	Limits
1868-53-7	Dibromofluoromethane	101%	80-123%
2037-26-5	Toluene-D8	101%	88-112%
460-00-4	4-Bromofluorobenzene	94%	79-114%

* = Outside of Control Limits.

Laboratory Control Sample Summary

Job Number: C46071
Account: CCCAD Compliance & Closure, Inc.
Project: T10000005974-De Long Petroleum - 1716 Webster Street, Alameda, CA

Sample	File ID	DF	Analyzed	By	Prep Date	Prep Batch	Analytical Batch
VU1454-LCS	U35343.D	1	06/16/16	CV	n/a	n/a	VU1454

The QC reported here applies to the following samples:

Method: SW846 8260B

C46071-1, C46071-3, C46071-4

CAS No.	Compound	Spike ug/l	LCS ug/l	LCS %	Limits
	TPH-GRO (C6-C10)	125	100	80	70-130

CAS No.	Surrogate Recoveries	BSP	Limits
1868-53-7	Dibromofluoromethane	98%	80-123%
2037-26-5	Toluene-D8	99%	88-112%
460-00-4	4-Bromofluorobenzene	93%	79-114%

* = Outside of Control Limits.

Matrix Spike/Matrix Spike Duplicate Summary

Job Number: C46071

Account: CCCAD Compliance & Closure, Inc.

Project: T10000005974-De Long Petroleum - 1716 Webster Street, Alameda, CA

Sample	File ID	DF	Analyzed	By	Prep Date	Prep Batch	Analytical Batch
C46126-2MS	U35335.D	20	06/15/16	MV	n/a	n/a	VU1453
C46126-2MSD	U35336.D	20	06/15/16	MV	n/a	n/a	VU1453
C46126-2	U35328.D	20	06/15/16	MV	n/a	n/a	VU1453

The QC reported here applies to the following samples:

Method: SW846 8260B

C46071-2

CAS No.	Compound	C46126-2 ug/l	Spike Q ug/l	MS ug/l	MS %	Spike ug/l	MSD ug/l	MSD %	RPD	Limits Rec/RPD
67-64-1	Acetone	400 U	1600	1540	96	1600	1610	101	4	55-147/17
71-43-2	Benzene	20 U	400	419	105	400	422	106	1	76-120/10
108-86-1	Bromobenzene	20 U	400	421	105	400	428	107	2	80-123/10
74-97-5	Bromochloromethane	20 U	400	449	112	400	452	113	1	79-124/10
75-27-4	Bromodichloromethane	20 U	400	393	98	400	401	100	2	75-121/10
75-25-2	Bromoform	20 U	400	296	74	400	315	79	6	62-127/10
104-51-8	n-Butylbenzene	40 U	400	421	105	400	431	108	2	74-129/10
135-98-8	sec-Butylbenzene	40 U	400	420	105	400	427	107	2	75-128/11
98-06-6	tert-Butylbenzene	40 U	400	410	103	400	429	107	5	74-127/11
108-90-7	Chlorobenzene	20 U	400	408	102	400	419	105	3	79-119/10
75-00-3	Chloroethane	20 U	400	372	93	400	393	98	5	60-115/14
67-66-3	Chloroform	20 U	400	419	105	400	430	108	3	75-122/10
95-49-8	o-Chlorotoluene	40 U	400	372	93	400	377	94	1	76-125/12
106-43-4	p-Chlorotoluene	40 U	400	408	102	400	414	104	1	76-126/11
56-23-5	Carbon tetrachloride	20 U	400	422	106	400	430	108	2	72-128/13
75-34-3	1,1-Dichloroethane	20 U	400	415	104	400	427	107	3	70-121/10
75-35-4	1,1-Dichloroethylene	20 U	400	409	102	400	419	105	2	62-125/13
563-58-6	1,1-Dichloropropene	20 U	400	412	103	400	415	104	1	68-116/11
96-12-8	1,2-Dibromo-3-chloropropane	40 U	400	346	87	400	356	89	3	64-129/11
106-93-4	1,2-Dibromoethane	20 U	400	439	110	400	443	111	1	81-124/10
107-06-2	1,2-Dichloroethane	20 U	400	426	107	400	429	107	1	74-122/10
78-87-5	1,2-Dichloropropane	20 U	400	424	106	400	426	107	0	75-123/10
142-28-9	1,3-Dichloropropane	20 U	400	442	111	400	445	111	1	81-127/11
108-20-3	Di-Isopropyl ether	40 U	400	389	97	400	401	100	3	69-126/10
594-20-7	2,2-Dichloropropane	20 U	400	372	93	400	380	95	2	66-130/12
124-48-1	Dibromochloromethane	20 U	400	309	77	400	324	81	5	76-124/10
75-71-8	Dichlorodifluoromethane	20 U	400	256	64	400	275	69	7	26-163/26
156-59-2	cis-1,2-Dichloroethylene	20 U	400	438	110	400	447	112	2	75-128/10
10061-01-5	cis-1,3-Dichloropropene	20 U	400	416	104	400	435	109	4	76-131/10
541-73-1	m-Dichlorobenzene	20 U	400	411	103	400	421	105	2	79-121/10
95-50-1	o-Dichlorobenzene	20 U	400	417	104	400	420	105	1	79-120/10
106-46-7	p-Dichlorobenzene	20 U	400	414	104	400	417	104	1	79-120/10
156-60-5	trans-1,2-Dichloroethylene	20 U	400	389	97	400	395	99	2	67-116/11
10061-02-6	trans-1,3-Dichloropropene	20 U	400	330	83	400	346	87	5	73-125/10
100-41-4	Ethylbenzene	20 U	400	423	106	400	433	108	2	78-123/10
637-92-3	Ethyl Tert Butyl Ether	40 U	400	395	99	400	410	103	4	75-126/11

* = Outside of Control Limits.

Matrix Spike/Matrix Spike Duplicate Summary

Job Number: C46071

Account: CCCAD Compliance & Closure, Inc.

Project: T10000005974-De Long Petroleum - 1716 Webster Street, Alameda, CA

Sample	File ID	DF	Analyzed	By	Prep Date	Prep Batch	Analytical Batch
C46126-2MS	U35335.D	20	06/15/16	MV	n/a	n/a	VU1453
C46126-2MSD	U35336.D	20	06/15/16	MV	n/a	n/a	VU1453
C46126-2	U35328.D	20	06/15/16	MV	n/a	n/a	VU1453

The QC reported here applies to the following samples:

Method: SW846 8260B

C46071-2

CAS No.	Compound	C46126-2 ug/l	Spike Q ug/l	MS ug/l	MS %	Spike ug/l	MSD ug/l	MSD %	RPD	Limits Rec/RPD
591-78-6	2-Hexanone	200 U	1600	1730	108	1600	1760	110	2	71-145/12
87-68-3	Hexachlorobutadiene	40 U	400	375	94	400	397	99	6	70-130/12
98-82-8	Isopropylbenzene	20 U	400	422	106	400	430	108	2	77-125/10
99-87-6	p-Isopropyltoluene	40 U	400	424	106	400	433	108	2	76-126/10
108-10-1	4-Methyl-2-pentanone	200 U	1600	1440	90	1600	1440	90	0	70-142/11
74-83-9	Methyl bromide	40 U	400	333	83	400	350	88	5	65-124/13
74-87-3	Methyl chloride	20 U	400	349	87	400	367	92	5	47-143/20
74-95-3	Methylene bromide	20 U	400	450	113	400	449	112	0	80-125/10
75-09-2	Methylene chloride	200 U	400	386	97	400	402	101	4	65-124/15
78-93-3	Methyl ethyl ketone	200 U	1600	1680	105	1600	1700	106	1	66-145/12
1634-04-4	Methyl Tert Butyl Ether	1030	400	1450	105	400	1470	110	1	73-120/10
91-20-3	Naphthalene	100 U	400	395	99	400	425	106	7	66-120/12
103-65-1	n-Propylbenzene	40 U	400	405	101	400	414	104	2	75-125/10
100-42-5	Styrene	20 U	400	401	100	400	407	102	1	73-126/10
994-05-8	Tert-Amyl Methyl Ether	40 U	400	423	106	400	435	109	3	77-126/10
75-65-0	Tert-Butyl Alcohol	200 U	2000	1730	87	2000	1870	94	8	52-148/18
630-20-6	1,1,1,2-Tetrachloroethane	20 U	400	354	89	400	362	91	2	79-126/10
71-55-6	1,1,1-Trichloroethane	20 U	400	434	109	400	442	111	2	73-125/11
79-34-5	1,1,2,2-Tetrachloroethane	20 U	400	447	112	400	450	113	1	78-127/10
79-00-5	1,1,2-Trichloroethane	20 U	400	429	107	400	426	107	1	79-122/10
87-61-6	1,2,3-Trichlorobenzene	40 U	400	385	96	400	410	103	6	70-128/12
96-18-4	1,2,3-Trichloropropane	40 U	400	450	113	400	449	112	0	66-127/10
120-82-1	1,2,4-Trichlorobenzene	40 U	400	387	97	400	403	101	4	72-125/11
95-63-6	1,2,4-Trimethylbenzene	40 U	400	416	104	400	425	106	2	76-124/10
108-67-8	1,3,5-Trimethylbenzene	40 U	400	422	106	400	430	108	2	79-130/10
127-18-4	Tetrachloroethylene	20 U	400	400	100	400	408	102	2	72-124/13
108-88-3	Toluene	20 U	400	411	103	400	419	105	2	78-121/10
79-01-6	Trichloroethylene	20 U	400	420	105	400	423	106	1	75-119/10
75-69-4	Trichlorofluoromethane	20 U	400	388	97	400	398	100	3	68-130/19
75-01-4	Vinyl chloride	20 U	400	367	92	400	380	95	3	57-137/18
1330-20-7	Xylene (total)	40 U	1200	1110	93	1200	1120	93	1	78-122/10

CAS No.	Surrogate Recoveries	MS	MSD	C46126-2	Limits
1868-53-7	Dibromofluoromethane	105%	104%	103%	80-123%

* = Outside of Control Limits.

Matrix Spike/Matrix Spike Duplicate Summary

Job Number: C46071
Account: CCCAD Compliance & Closure, Inc.
Project: T10000005974-De Long Petroleum - 1716 Webster Street, Alameda, CA

Sample	File ID	DF	Analyzed	By	Prep Date	Prep Batch	Analytical Batch
C46126-2MS	U35335.D	20	06/15/16	MV	n/a	n/a	VU1453
C46126-2MSD	U35336.D	20	06/15/16	MV	n/a	n/a	VU1453
C46126-2	U35328.D	20	06/15/16	MV	n/a	n/a	VU1453

The QC reported here applies to the following samples:

Method: SW846 8260B

C46071-2

CAS No.	Surrogate Recoveries	MS	MSD	C46126-2	Limits
2037-26-5	Toluene-D8	98%	99%	100%	88-112%
460-00-4	4-Bromofluorobenzene	101%	101%	90%	79-114%

* = Outside of Control Limits.

Matrix Spike/Matrix Spike Duplicate Summary

Job Number: C46071

Account: CCCAD Compliance & Closure, Inc.

Project: T10000005974-De Long Petroleum - 1716 Webster Street, Alameda, CA

Sample	File ID	DF	Analyzed	By	Prep Date	Prep Batch	Analytical Batch
C46071-3MS	U35363.D	10	06/16/16	CV	n/a	n/a	VU1454
C46071-3MSD	U35364.D	10	06/16/16	CV	n/a	n/a	VU1454
C46071-3	U35351.D	10	06/16/16	CV	n/a	n/a	VU1454

The QC reported here applies to the following samples:

Method: SW846 8260B

C46071-1, C46071-3, C46071-4

CAS No.	Compound	C46071-3		Spike ug/l	MS ug/l	MS %	Spike ug/l	MSD ug/l	MSD %	RPD	Limits Rec/RPD
		ug/l	Q								
67-64-1	Acetone	45.6	J	800	785	92	800	756	89	4	55-147/17
71-43-2	Benzene	3.3	J	200	215	106	200	205	101	5	76-120/10
108-86-1	Bromobenzene	ND		200	213	107	200	208	104	2	80-123/10
74-97-5	Bromochloromethane	ND		200	227	114	200	212	106	7	79-124/10
75-27-4	Bromodichloromethane	ND		200	193	97	200	185	93	4	75-121/10
75-25-2	Bromoform	ND		200	129	65	200	127	64	2	62-127/10
104-51-8	n-Butylbenzene	3.0	J	200	217	107	200	214	106	1	74-129/10
135-98-8	sec-Butylbenzene	2.7	J	200	216	107	200	214	106	1	75-128/11
98-06-6	tert-Butylbenzene	ND		200	233	117	200	225	113	3	74-127/11
108-90-7	Chlorobenzene	ND		200	203	102	200	200	100	1	79-119/10
75-00-3	Chloroethane	ND		200	188	94	200	175	88	7	60-115/14
67-66-3	Chloroform	ND		200	216	108	200	197	99	9	75-122/10
95-49-8	o-Chlorotoluene	ND		200	187	94	200	185	93	1	76-125/12
106-43-4	p-Chlorotoluene	ND		200	205	103	200	203	102	1	76-126/11
56-23-5	Carbon tetrachloride	ND		200	214	107	200	208	104	3	72-128/13
75-34-3	1,1-Dichloroethane	ND		200	215	108	200	199	100	8	70-121/10
75-35-4	1,1-Dichloroethylene	ND		200	212	106	200	194	97	9	62-125/13
563-58-6	1,1-Dichloropropene	ND		200	212	106	200	204	102	4	68-116/11
96-12-8	1,2-Dibromo-3-chloropropane	ND		200	173	87	200	181	91	5	64-129/11
106-93-4	1,2-Dibromoethane	ND		200	216	108	200	214	107	1	81-124/10
107-06-2	1,2-Dichloroethane	ND		200	213	107	200	203	102	5	74-122/10
78-87-5	1,2-Dichloropropane	ND		200	213	107	200	207	104	3	75-123/10
142-28-9	1,3-Dichloropropane	ND		200	215	108	200	211	106	2	81-127/11
108-20-3	Di-Isopropyl ether	ND		200	199	100	200	185	93	7	69-126/10
594-20-7	2,2-Dichloropropane	ND		200	195	98	200	180	90	8	66-130/12
124-48-1	Dibromochloromethane	ND		200	142	71* a	200	142	71* a	0	76-124/10
75-71-8	Dichlorodifluoromethane	ND		200	117	59	200	106	53	10	26-163/26
156-59-2	cis-1,2-Dichloroethylene	ND		200	224	112	200	208	104	7	75-128/10
10061-01-5	cis-1,3-Dichloropropene	ND		200	209	105	200	200	100	4	76-131/10
541-73-1	m-Dichlorobenzene	ND		200	209	105	200	204	102	2	79-121/10
95-50-1	o-Dichlorobenzene	ND		200	212	106	200	208	104	2	79-120/10
106-46-7	p-Dichlorobenzene	ND		200	209	105	200	206	103	1	79-120/10
156-60-5	trans-1,2-Dichloroethylene	ND		200	199	100	200	185	93	7	67-116/11
10061-02-6	trans-1,3-Dichloropropene	ND		200	160	80	200	158	79	1	73-125/10
100-41-4	Ethylbenzene	69.1		200	282	106	200	279	105	1	78-123/10
637-92-3	Ethyl Tert Butyl Ether	ND		200	204	102	200	189	95	8	75-126/11

* = Outside of Control Limits.

5.4.2
5

Matrix Spike/Matrix Spike Duplicate Summary

Job Number: C46071

Account: CCCAD Compliance & Closure, Inc.

Project: T10000005974-De Long Petroleum - 1716 Webster Street, Alameda, CA

Sample	File ID	DF	Analyzed	By	Prep Date	Prep Batch	Analytical Batch
C46071-3MS	U35363.D	10	06/16/16	CV	n/a	n/a	VU1454
C46071-3MSD	U35364.D	10	06/16/16	CV	n/a	n/a	VU1454
C46071-3	U35351.D	10	06/16/16	CV	n/a	n/a	VU1454

The QC reported here applies to the following samples:

Method: SW846 8260B

C46071-1, C46071-3, C46071-4

CAS No.	Compound	C46071-3 ug/l	Spike Q ug/l	MS ug/l	MS %	Spike ug/l	MSD ug/l	MSD %	RPD	Limits Rec/RPD
591-78-6	2-Hexanone	ND	800	830	104	800	839	105	1	71-145/12
87-68-3	Hexachlorobutadiene	ND	200	192	96	200	193	97	1	70-130/12
98-82-8	Isopropylbenzene	10.7	200	222	106	200	218	104	2	77-125/10
99-87-6	p-Isopropyltoluene	ND	200	214	107	200	212	106	1	76-126/10
108-10-1	4-Methyl-2-pentanone	ND	800	706	88	800	690	86	2	70-142/11
74-83-9	Methyl bromide	ND	200	167	84	200	152	76	9	65-124/13
74-87-3	Methyl chloride	ND	200	173	87	200	154	77	12	47-143/20
74-95-3	Methylene bromide	ND	200	225	113	200	215	108	5	80-125/10
75-09-2	Methylene chloride	ND	200	199	100	200	183	92	8	65-124/15
78-93-3	Methyl ethyl ketone	ND	800	844	106	800	789	99	7	66-145/12
1634-04-4	Methyl Tert Butyl Ether	ND	200	196	98	200	184	92	6	73-120/10
91-20-3	Naphthalene	48.7	J 200	255	103	200	271	111	6	66-120/12
103-65-1	n-Propylbenzene	26.6	200	234	104	200	233	103	0	75-125/10
100-42-5	Styrene	ND	200	187	94	200	183	92	2	73-126/10
994-05-8	Tert-Amyl Methyl Ether	ND	200	213	107	200	197	99	8	77-126/10
75-65-0	Tert-Butyl Alcohol	ND	1000	902	90	1000	897	90	1	52-148/18
630-20-6	1,1,1,2-Tetrachloroethane	ND	200	178	89	200	173	87	3	79-126/10
71-55-6	1,1,1-Trichloroethane	ND	200	225	113	200	210	105	7	73-125/11
79-34-5	1,1,2,2-Tetrachloroethane	ND	200	220	110	200	219	110	0	78-127/10
79-00-5	1,1,2-Trichloroethane	ND	200	209	105	200	205	103	2	79-122/10
87-61-6	1,2,3-Trichlorobenzene	ND	200	194	97	200	203	102	5	70-128/12
96-18-4	1,2,3-Trichloropropane	ND	200	218	109	200	217	109	0	66-127/10
120-82-1	1,2,4-Trichlorobenzene	ND	200	201	101	200	200	100	0	72-125/11
95-63-6	1,2,4-Trimethylbenzene	95.9	200	317	111	200	311	108	2	76-124/10
108-67-8	1,3,5-Trimethylbenzene	16.2	J 200	241	112	200	234	109	3	79-130/10
127-18-4	Tetrachloroethylene	ND	200	199	100	200	198	99	1	72-124/13
108-88-3	Toluene	ND	200	204	102	200	201	101	1	78-121/10
79-01-6	Trichloroethylene	ND	200	213	107	200	206	103	3	75-119/10
75-69-4	Trichlorofluoromethane	ND	200	193	97	200	180	90	7	68-130/19
75-01-4	Vinyl chloride	ND	200	176	88	200	162	81	8	57-137/18
1330-20-7	Xylene (total)	348	600	915	95	600	901	92	2	78-122/10

CAS No.	Surrogate Recoveries	MS	MSD	C46071-3	Limits
1868-53-7	Dibromofluoromethane	106%	97%	113%	80-123%

* = Outside of Control Limits.

Matrix Spike/Matrix Spike Duplicate Summary

Job Number: C46071
Account: CCCAD Compliance & Closure, Inc.
Project: T10000005974-De Long Petroleum - 1716 Webster Street, Alameda, CA

Sample	File ID	DF	Analyzed	By	Prep Date	Prep Batch	Analytical Batch
C46071-3MS	U35363.D	10	06/16/16	CV	n/a	n/a	VU1454
C46071-3MSD	U35364.D	10	06/16/16	CV	n/a	n/a	VU1454
C46071-3	U35351.D	10	06/16/16	CV	n/a	n/a	VU1454

The QC reported here applies to the following samples:

Method: SW846 8260B

C46071-1, C46071-3, C46071-4

CAS No.	Surrogate Recoveries	MS	MSD	C46071-3	Limits
2037-26-5	Toluene-D8	96%	97%	97%	88-112%
460-00-4	4-Bromofluorobenzene	99%	97%	94%	79-114%

(a) Outside laboratory control limits.

* = Outside of Control Limits.

5.4.2
 5

GC Semi-volatiles

QC Data Summaries

Includes the following where applicable:

- Method Blank Summaries
- Blank Spike Summaries
- Matrix Spike and Duplicate Summaries

Method Blank Summary

Job Number: C46071
Account: CCCAD Compliance & Closure, Inc.
Project: T10000005974-De Long Petroleum - 1716 Webster Street, Alameda, CA

Sample	File ID	DF	Analyzed	By	Prep Date	Prep Batch	Analytical Batch
OP14466-MB	HH333285.D	1	06/10/16	FL	06/07/16	OP14466	GHH1826

The QC reported here applies to the following samples:

Method: SW846 8015B M

C46071-1, C46071-2, C46071-3, C46071-4

CAS No.	Compound	Result	RL	MDL	Units	Q
	TPH (C10-C28)	ND	0.10	0.061	mg/l	
	TPH (> C28-C40)	ND	0.10	0.057	mg/l	

CAS No.	Surrogate Recoveries	Limits
630-01-3	Hexacosane	118% 40-134%

Blank Spike/Blank Spike Duplicate Summary

Job Number: C46071
Account: CCCAD Compliance & Closure, Inc.
Project: T10000005974-De Long Petroleum - 1716 Webster Street, Alameda, CA

Sample	File ID	DF	Analyzed	By	Prep Date	Prep Batch	Analytical Batch
OP14466-BS	HH333286.D	1	06/10/16	FL	06/07/16	OP14466	GHH1826
OP14466-BSD	HH333287.D	1	06/10/16	FL	06/07/16	OP14466	GHH1826

The QC reported here applies to the following samples:

Method: SW846 8015B M

C46071-1, C46071-2, C46071-3, C46071-4

CAS No.	Compound	Spike mg/l	BSP mg/l	BSP %	BSD mg/l	BSD %	RPD	Limits Rec/RPD
	TPH (C10-C28)	1	1.07	107	1.07	107	0	50-108/18
	TPH (> C28-C40)	1	1.03	103	1.10	110	7	56-120/16

CAS No.	Surrogate Recoveries	BSP	BSD	Limits
630-01-3	Hexacosane	120%	125%	40-134%

* = Outside of Control Limits.

Matrix Spike Summary

Job Number: C46071
Account: CCCAD Compliance & Closure, Inc.
Project: T10000005974-De Long Petroleum - 1716 Webster Street, Alameda, CA

Sample	File ID	DF	Analyzed	By	Prep Date	Prep Batch	Analytical Batch
OP14466-MS	HH333164.D	1	06/07/16	FL	06/07/16	OP14466	GHH1822
C46072-25	HH333165.D	1	06/08/16	FL	06/07/16	OP14466	GHH1822

The QC reported here applies to the following samples:

Method: SW846 8015B M

C46071-1, C46071-2, C46071-3, C46071-4

CAS No.	Compound	C46072-25 mg/l	Spike Q	MS mg/l	MS %	Limits
	TPH (C10-C28)	0.0641	J	0.943	0.665	64 50-108
	TPH (> C28-C40)	ND		0.943	0.463	49* a 56-120

CAS No.	Surrogate Recoveries	MS	C46072-25	Limits
630-01-3	Hexacosane	69%	77%	40-134%

(a) Outside laboratory control limits.

* = Outside of Control Limits.

Duplicate Summary

Job Number: C46071
Account: CCCAD Compliance & Closure, Inc.
Project: T10000005974-De Long Petroleum - 1716 Webster Street, Alameda, CA

Sample	File ID	DF	Analyzed	By	Prep Date	Prep Batch	Analytical Batch
OP14466-DUP	HH333208.D	1	06/08/16	FL	06/07/16	OP14466	GHH1823
C46071-3	HH333207.D	1	06/08/16	FL	06/07/16	OP14466	GHH1823

The QC reported here applies to the following samples:

Method: SW846 8015B M

C46071-1, C46071-2, C46071-3, C46071-4

CAS No.	Compound	C46071-3 mg/l	DUP Q	DUP mg/l	Q	RPD	Limits
	TPH (C10-C28)	1.10		0.754		37* a	18
	TPH (> C28-C40)	0.184	J	0.0695		90* a	16

CAS No.	Surrogate Recoveries	DUP	C46071-3	Limits
630-01-3	Hexacosane	90%	92%	40-134%

(a) Outside laboratory control limits.

* = Outside of Control Limits.

COMPLIANCE & CLOSURE, INC.

21214-2

Well ID.: RW-1

Date: 6/6/16

Pump Type: _____
Dedicated/Portable (circle one)

Chain of Custody Doc. #: _____

Depth of casing: 22.50

Casing Diameter: 6"

Depth of water: 5.38
Time of level: _____

Volume Factor: 0.163 gal/ft

Water in Casing (ft): 17.12

Gallons / Casing Vol.: 2.79 gal x 3 = 8.37

Time Pump on: _____

Initial Flow Rate
Q = gpm: _____

Time Pump Off: _____

Meas. by grad. cylinder-bucket
flow meter other - USE TIMER

Time	Q	Gal. Removed	pH	Temp $^{\circ}F$	SC	OG DC	DTW OLF
		10	7.21	62.33	380	6 single	-7.5
		20	7.15	62.43	385	5.95 ml/c	-5.5

Total 30 gallons removed - over drawdown, get Recharge to collect

Sample:

slightly cloudy - grey - visible sheen on surface

H₂O Level at time of sampling :

	Rep. 1	Rep. 2	Rep. 3
Final pH			
Final T $^{\circ}C$			
Final S C			

pH meter Ser. # _____ Calib.: Yes / No

SC meter Ser. # _____ Calib.: Yes / No

H₂O lev. Ser. # _____

Sample I.D.: RW-1

Time Collected: 1100

Requested Analyses: _____

Sample Container (Size/Preserv.) 3 - 40 mL - VOC
3 - 1-Liter ARB

Comments: _____

Signature: _____

COMPLIANCE & CLOSURE, INC.

12214-2

Well ID.: MW-3A

Date: 6/6/16

Pump Type: _____
Dedicated/Portable (circle one)

Chain of Custody Doc. #: _____

Depth of casing: 16.81

Casing Diameter: 2"

Depth of water: 6.46
Time of level: _____

Volume Factor: 0.163 gal/ft

Water in Casing (ft): 10.35

Gallons / Casing Vol.: 1.69 gal x 3 = 5.06

Time Pump on: _____

Initial Flow Rate
Q = gpm: _____

Time Pump Off: _____

Meas. by grad. cylinder-bucket
flow meter-other: _____

Time	Q	Gal. Removed	pH	Temp °F	SC SC	OG D.O.	DTW ORP
		4	7.51	61.69	383	5.96	186 185
		4	7.49	61.67	381	6.00 mg/l	88
		5	7.48	61.70	373	6.02 mg/l	89

13 gallons

13 gallons

clear to slightly cloudy, no bottom odor

H₂O Level at time of sampling :

	Rep. 1	Rep. 2	Rep. 3
Final pH			
Final T °C			
Final S C			

pH meter Ser. # _____ Calib.: Yes / No

SC meter Ser. # _____ Calib.: Yes / No

H₂O lev. Ser. # _____

Sample I.D.: MW-3A

Time Collected: 9:10

Requested Analyses: _____

Sample Container (Size/Preserv.) _____

Comments: _____

Signature: _____

COMPLIANCE & CLOSURE, INC.

12.214.2

Well ID.: MW-2A

Date: 6/6/12

Pump Type: _____
Dedicated/Portable (circle one)

Chain of Custody Doc. #: _____

Depth of casing: 16.85

Casing Diameter: 2"

Depth of water: 5.55
Time of level: _____

Volume Factor: 0.163 gal/ft

Water in Casing (ft): 11.30

Gallons / Casing Vol.: 1.84 gal x 3 = 5.53 gal

Time Pump on: _____

Initial Flow Rate
Q = gpm: _____

Time Pump Off: _____

Meas. by grad. cylinder-bucket
flow meter other: V.R. Tank

Time	Q	Gal. Removed	pH	Temp (°F)	SC	OG D.W.	DTW O.L.A.
		5	7.04	63.66	415	3.80 mg/l	26
		5	7.02	63.71	418	3.75 mg/l	25
		5	7.09	63.70	421	3.74 mg/l	24
Total = 15							

H₂O Level at time of sampling :

	Rep. 1	Rep. 2	Rep. 3
Final pH			
Final T °C			
Final S C			

pH meter Ser. # _____ Calib.: Yes / No
SC meter Ser. # _____ Calib.: Yes / No
H₂O lev. Ser. # _____

Sample I.D.: MW-2A

Time Collected: 10:00

Requested Analyses: _____

Sample Container (Size/Preserv.) 3 - 40 ml vials
3 - 1 liter amber

Comments: _____

Signature: _____

COMPLIANCE & CLOSURE, INC.

12214-2

Well ID.: MW-1

Date: 6/6/16

Pump Type: _____
Dedicated/Portable (circle one)

Chain of Custody Doc. #: _____

Depth of casing: 5.15

Casing Diameter: 2"

Depth of water: 2.54
Time of level: _____

Volume Factor: 1.56 gal/A x 3 = 4.67 gal

Water in Casing (ft): 9.56

Gallons / Casing Vol.: 0.163 gal/A

Time Pump on: _____

Initial Flow Rate
Q = gpm: _____

Time Pump Off: _____

Meas. by grad. cylinder-bucket
flow meter other: vac truck

Time	Q	Gal. Removed	pH	Temp $^{\circ}$ F	SC	OG D.O.	DTW ORP
		2	6.96	62.87	494	1.66 mg/l	-94
		2	6.93	62.83	494	1.65 mg/l	-91
		2	6.95	62.91	490	1.63 mg/l	-90

TOTAL 6 gal - slow discharge

clean, slight petro odor

H₂O Level at time of sampling :

	Rep. 1	Rep. 2	Rep. 3
Final pH			
Final T $^{\circ}$ C			
Final S C			

pH meter Ser. # _____ Calib.: Yes / No
SC meter Ser. # _____ Calib.: Yes / No
H₂O lev. Ser. # _____

Sample I.D.: MW-1

Time Collected: 10:25

Requested Analyses: _____

Sample Container (Size/Preserv.) 3-40 ml VOA
3-1 liter amber

Comments: _____

Signature: _____