



## San Lorenzo Unified School District

BOARD OF EDUCATION  
Norman D. Fobert, President  
Helen K. Foster, Vice President/Clerk  
Isabel Polvorosa  
Helen T. Randall  
James E. Sherman

SUPERINTENDENT  
Dr. Dennis D. Byas

ASSISTANT SUPERINTENDENT  
Lowell Shira, Ph.D., Business Services  
Sharon J. Lampel, Human Resources

March 5, 2013

Mr. Mark Detterman  
Alameda County Health Services Agency  
1131 Harbor Bay Parkway, Suite 250  
Alameda, CA 94502-6577

Re: Additional Soil Investigation  
San Lorenzo High School  
50 E. Lewelling Blvd  
San Lorenzo, California

Dear Mr. Detterman:

I, declare, under penalty of perjury, that the information and/or recommendations contained in the attached document or report is true and correct to the best of my knowledge.

Sincerely,

Paul Dixon, AIA  
Director  
Facilities and Operations  
San Lorenzo Unified School District  
15510 Usher Street  
San Lorenzo, CA 94580-1641  
Office: (510) 317-4841  
pdixon@slzusd.org

**RECEIVED**

*By Alameda County Environmental Health at 9:10 am, Mar 25, 2013*



Mr. Mark Detterman  
Alameda County Environmental Health Department  
1131 Harbor Bay Parkway, Suite 250  
Alameda, California 94502-6577

February 22, 2013  
Project 409-01.03

RE: **Additional Soil Investigation**  
**San Lorenzo High School**  
**50 E. Lewelling Blvd.**  
**San Lorenzo, California**

Dear Mr. Detterman,

EquoLogic, on behalf of the San Lorenzo Unified School District (SLUSD), presents this additional soil investigation report for San Lorenzo High School, San Lorenzo, California. The work was requested by Alameda County Health Services Agency (ACHSA) in a letter to SLUSD dated October 10, 2012. A work plan prepared by EquoLogic was approved by ACHSA in a letter to SLUSD dated December 17, 2012.

## **BACKGROUND**

On August 18, 2010, a 6,000-gallon heating oil underground storage tank (UST) was removed from San Lorenzo High School. The location of San Lorenzo High School (Site) is shown on **Figure 1**. The excavation and tank removal were documented in a report by Golden Gate Tank Removal, Inc. (GGTR) titled *Closure Report for Underground Storage Tank, 50 E Lowelling Boulevard, San Lorenzo, CA 94580* dated October 19, 2010. After removal of the UST, confirmation soil samples were collected at a depth of 12 feet below grade (bg). Samples were analyzed for total petroleum hydrocarbons as diesel (TPH-d) and as motor oil (TPH-mo). TPH in either TPH-d or TPH-mo carbon range could be heating oil. TPH-d concentrations were found up to 3,470 milligrams per kilogram (mg/kg) in soil and is assumed to represent heating oil. TPH-mo was not detected in soil samples. Additionally benzene, toluene, ethylbenzene, and xylene (BTEX) and fuel oxygenates were analyzed for, however, all were non-

detectable at varying limits of detection. A grab groundwater was collected from the UST excavation. The sample was analyzed for TPH-d and TPH-mo, BTEX, and fuel oxygenates. TPH-d was detected at 12.1 parts per million (ppm). All other parameters were below the method detection limit. Approximately 1,000-gallons was pumped from the tank excavation and disposed of off-site.

Four soil borings (B-1 through B-4) were drilled in June 2012. One boring (B-1) was placed adjacent to the remote fill location. Borings B-2 through B-4 were drilled adjacent to the former UST pit (see **Figure 2**). Soil and groundwater samples were collected from each boring. Heating oil (mixture of diesel and motor oil) was identified in only one soil sample – Boring B-1 at 5 feet bg. Hydrocarbons were quantified by the laboratory as 1760 milligrams per kilogram (mg/kg) TPH-d and 1610 mg/kg TPH-mo. BTEX and MTBE were below the method detection limit in all samples with the exception of 17.2 mg/kg xylene in B-1 at 5 feet bgs.

Heating oil was not identified in any of the four groundwater samples. BTEX compounds and MTBE were all below the method detection limit with the exception of ethylbenzene at 0.25 micrograms per liter (ug/l) and xylene at 0.78 ug/l in the water sample from boring B-3.

## **SCOPE OF WORK**

EquoLogic sampled soil within the foot-print of the former UST (B-5) and the area of the remote fill port (borings B-6 through B-9) in order to establish the lateral and vertical extent of petroleum hydrocarbons. The following section lists the tasks performed.

### **Pre-field**

- Selection and scheduling of drilling company (Vironex)
- Preparation of Health and Safety Plan
- Obtained drilling permit from County (**Attachment A**)
- Notified ACHSA of work schedule/inspection
- Notified Underground Service Alert (USA)

### **Field Work**

- Marked boring locations in the field
  - Performed underground utility survey
  - Drilled five direct-push borings (B-5 through B-9) to a depth of approximately 15 to 25 feet bgs
- Boring locations are shown on **Figure 2**. Boring logs are provided as **Attachment B**.

- Collected soil samples using a steel drive sampler equipped with a five-foot long acetate liner. Samples were cut from the liner and sealed with tight fitting plastic caps. Samples were placed on ice for transportation to the laboratory under chain of custody documentation.
- Obtained photo-ionization detector (PID) readings for soil samples collected. Readings are shown on the boring logs in **Attachment B**.
- Analyzed all collected soil samples for a broad range of petroleum hydrocarbons including diesel (silica gel cleanup), motor oil, BTEX compounds, MTBE, and polynuclear aromatic hydrocarbons (PAHs). The laboratory reported that there is no specific test for heating oil. Heating oil is recognized by a chromatographic spike between diesel and motor oil.
- Upon completion of sampling, boreholes were backfilled with concrete grout. All borehole completions were inspected by Ms. Vicky Hamlin of the Alameda County Public Works Agency.

## **RESULTS**

The following section presents the results of the soil investigation.

### **Soil**

Borings encountered primarily clay (see boring logs). Approximately 12 feet of gravel backfill was found in the former UST pit. Groundwater was encountered at a depth of approximately 12 feet bgs.

### **Soil Analytical Results**

PID readings for soil samples were typically less than 5 parts per million (ppm). The maximum PID reading was 6.3 ppm for the 15-foot sample from Boring B-7. A thin approximately 6 inch thick layer of petroleum hydrocarbon impacted soil was encountered at the base of the former UST pit.

Soil analytical data are summarized on **Table 1** and on boring logs. The highest concentrations of TPH-d and TPH-mo were detected in the shallow 2.5-foot samples from borings B-6 and B-7. The maximum concentration of TPH-d was 69.7 mg/kg for the 2.5-foot sample from boring B-7 and the maximum concentration of TPH-mo was 375 mg/kg in the 2.5-foot sample from boring B-6. BTEX, MTBE, PAHs were below the method detection limit in all samples with the exception of ethylbenzene and xylene in the 5- and 10-foot samples from boring B-6. Ethylbenzene was detected at 2.2 ug/kg and 7.9 ug/kg, respectively. Xylene was detected at 13.4 ug/kg and 53.5 ug/l.

### **Water Analytical Results**

A summary of historic water analytical data is summarized on **Table 2**. Heating oil was not identified in any of the four groundwater samples collected in June 2012. BTEX compounds and MTBE were all below the method detection limit with the exception of ethylbenzene at 0.25 micrograms per liter (ug/l) and xylene at 0.78 ug/l in the water sample from boring B-3.

## **CONCLUSIONS**

Heating oil is confined to a thin zone at the base of the former UST pit (12.5 feet) and near surface soil in the area of the remote fill port. Clay soil has limited the horizontal and vertical migration of petroleum hydrocarbons. Groundwater in the area of the former UST and fill port is impacted at only very low concentrations. EquoLogic recommends the UST case be closed and no further action required.

The site meets the general criteria that must be satisfied for low threat case closure:

- a. The unauthorized release is located within the service area of a public water system;
- b. The unauthorized release consists only of petroleum;
- c. the UST was removed in August 2010. The unauthorized ("primary") release from the UST system has been stopped.
- d. No free product has been detected;
- e. A conceptual site model that assesses the nature, extent, and mobility of the release has been developed;
- f. Secondary source has been removed to the extent practicable;
- g. Soil or groundwater has been tested for methyl tert-butyl ether (MTBE) and results reported in accordance with Health and Safety Code section 25296.15; and
- h. Nuisance as defined by Water Code section 13050 does not exist at the site.

## **LIMITATIONS**

The descriptions, conclusions, and recommendations contained in this report represent EquoLogic's professional opinions based upon the currently available information and are arrived at in accordance with currently acceptable professional standards. For any reports cited that were not generated by EquoLogic, the data from those reports is used "as is" and is assumed to be accurate. This report is based upon a specific scope of work requested by the client. The Contract between EquoLogic and its client outlines the scope of work, and only those tasks specifically authorized by that contract or outlined in this report were conducted. This report is intended only for the use of EquoLogic's Client and anyone else specifically listed on this report. EquoLogic will not and cannot be liable for unauthorized reliance by any other third party. Other than as contained in this paragraph, EquoLogic makes no express or implied warranty as to the contents of this report.

You can contact me at (408) 656-2505 or by email at [ldooley@equologicgroup.com](mailto:ldooley@equologicgroup.com).

Sincerely,



Lee Dooley  
Senior Hydrogeologist  
CHG 183



**Attachments**

Table 1 – Summary of Soil Analytical Data

Table 2 – Summary of Groundwater Analytical Data

Figure 1 – Site Location Map

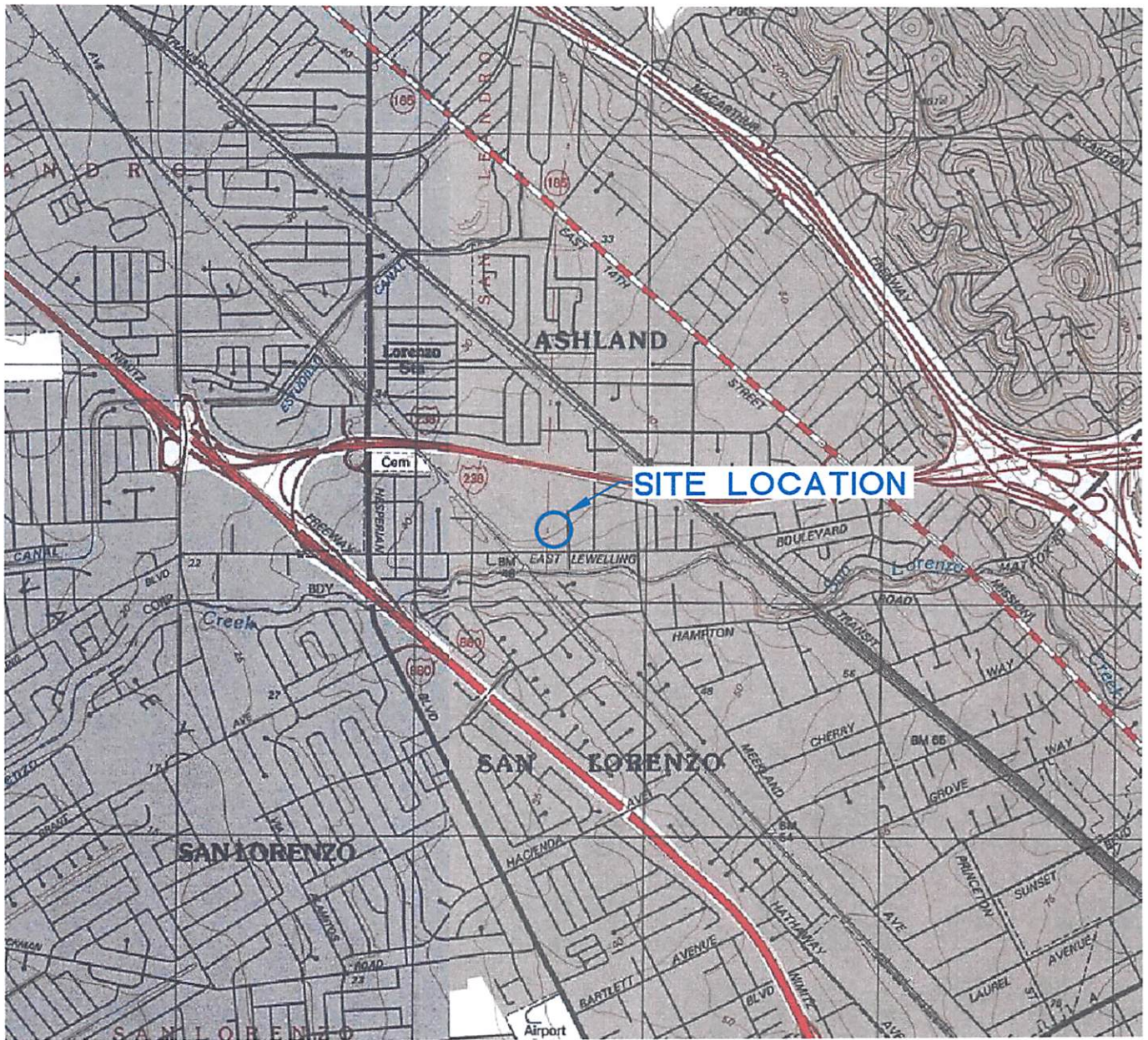
Figure 2 – Boring Location Map

Attachment A – Boring Permit

Attachment B – Boring Logs

Attachment C – Laboratory Report





QUADRANGLE LOCATION



SCALE IN FEET



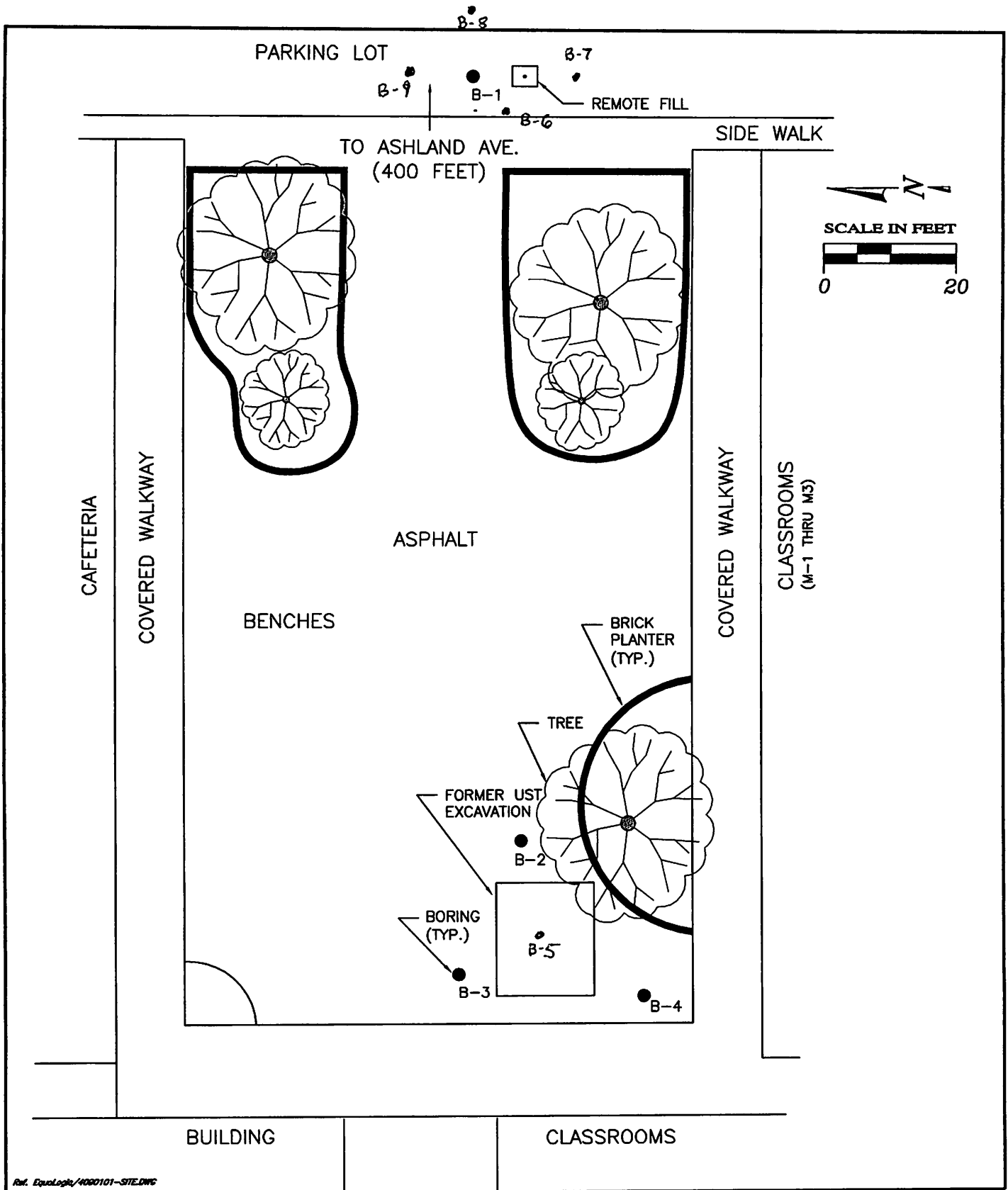
Ref. 4544/409.01.01/4090101-SLM.DWG

**SITE LOCATION MAP**

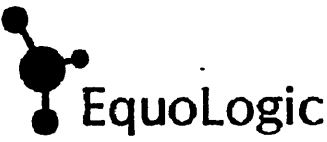
SAN LORENZO HIGH SCHOOL  
 50 E. LOWELLING BLVD  
 SAN LORENZO, CALIFORNIA

FIGURE:  
 1  
 PROJECT:  
 409.01.01





Ref. EquoLogic/4090101-SITE.DWG

	<b>BORING LOCATION MAP</b>	<b>FIGURE:</b> <b>2</b>
	SAN LORENZO HIGH SCHOOL 50 EAST LOWELLING BLVD. SAN LORENZO, CALIFORNIA	<b>PROJECT:</b> 409.01.01



**ATTACHMENT A**

**BORING PERMIT**

# Alameda County Public Works Agency - Water Resources Well Permit



399 Elmhurst Street  
Hayward, CA 94544-1395  
Telephone: (510)670-6633 Fax:(510)782-1939

**Application Approved on: 01/10/2013 By jamesy**

**Permit Numbers: W2013-0032**  
**Permits Valid from 01/26/2013 to 01/28/2013**

**Application Id:** 1357671245740  
**Site Location:** 50 E Lewelling Blvd  
**Project Start Date:** 01/26/2013  
**Assigned Inspector:** Contact Vicky Hamlin at (510) 670-5443 or vickyh@acpwa.org

**City of Project Site:** San Lorenzo  
**Completion Date:** 01/28/2013

**Applicant:** EquoLogic - Lee Dooley  
15936 Barry Ln, Monte Sereno, CA 95030  
**Property Owner:** San Lorenzo Unified School District  
15510 Usher St., San Lorenzo, CA 94580  
**Client:** \*\* same as Property Owner \*\*

**Phone:** 408-656-2505  
**Phone:** 510-317-4600

	<b>Total Due:</b>	\$265.00
<b>Receipt Number: WR2013-0012</b>	<b>Total Amount Paid:</b>	\$265.00
<b>Payer Name : Equo Logic</b>	<b>Paid By: CHECK</b>	<b>PAID IN FULL</b>

**Works Requesting Permits:**

Borehole(s) for Investigation-Contamination Study - 4 Boreholes  
Driller: Vironex - Lic #: 705927 - Method: DP

**Work Total: \$265.00**

**Specifications**

Permit Number	Issued Dt	Expire Dt	# Boreholes	Hole Diam	Max Depth
W2013-0032	01/10/2013	04/26/2013	4	2.00 in.	25.00 ft

**Specific Work Permit Conditions**

1. Backfill bore hole by tremie with cement grout or cement grout/sand mixture. Upper two-three feet replaced in kind or with compacted cuttings. All cuttings remaining or unused shall be containerized and hauled off site. The containers shall be clearly labeled to the ownership of the container and labeled hazardous or non-hazardous.
2. Boreholes shall not be left open for a period of more than 24 hours. All boreholes left open more than 24 hours will need approval from Alameda County Public Works Agency, Water Resources Section. All boreholes shall be backfilled according to permit destruction requirements and all concrete material and asphalt material shall be to Caltrans Spec or County/City Codes. No borehole(s) shall be left in a manner to act as a conduit at any time.
3. Permittee shall assume entire responsibility for all activities and uses under this permit and shall indemnify, defend and save the Alameda County Public Works Agency, its officers, agents, and employees free and harmless from any and all expense, cost, liability in connection with or resulting from the exercise of this Permit including, but not limited to, properly damage, personal injury and wrongful death.
4. Prior to any drilling activities, it shall be the applicant's responsibility to contact and coordinate an Underground Service Alert (USA), obtain encroachment permit(s), excavation permit(s) or any other permits or agreements required for that Federal, State, County or City, and follow all City or County Ordinances. No work shall begin until all the permits and requirements have been approved or obtained. It shall also be the applicants responsibilities to provide to the Cities or to Alameda County an Traffic Safety Plan for any lane closures or detours planned. No work shall begin until all the permits and requirements have been approved or obtained.
5. Applicant shall contact Vicky Hamlin for an inspection time at 510-670-5443 or email to vickyh@acpwa.org at least five

## **Alameda County Public Works Agency - Water Resources Well Permit**

(5) working days prior to starting, once the permit has been approved. Confirm the scheduled date(s) at least 24 hours prior to drilling.

6. Copy of approved drilling permit must be on site at all times. Failure to present or show proof of the approved permit application on site shall result in a fine of \$500.00.

7. Permit is valid only for the purpose specified herein. No changes in construction procedures, as described on this permit application. Boreholes shall not be converted to monitoring wells, without a permit application process.

---

**ATTACHMENT B**

**BORING LOGS**



# B-5

SLHSD

Project Number 409.01.03	Drill Rig Direct Push
Geologist Lee Dooley	Ground Elevation Feet
Date Drilled 1-26-13	Total Depth of Borehole 25 Feet
Borehole Diameter 2 Inches	Depth to Water 12 Feet


Graphic Log	Description	Depth	Sample	PID (ppm)	TPH-d (mg/kg)	TPH-mo (mg/kg)	Completion
Asphalt 	Asphalt Well graded GRAVEL with sand, gray, moist (Fill)	5	█	0.8	<5	19	
GW		10	█	no sample			
CL 	Lean CLAY, brown, moist to wet, hydrocarbon odor (wet, slight odor)	15	█	1.7	<5	<9.9	
CL		20	█		<4.9	<9.9	
CL		25			1.1	8.69	
		30					
		35					
		40					
		45					
		50					

C:\Program Files (x86)\Pumpise Media\Well Logger\Legend\San Lorenzo High School.w12

# B-6

SLHSD

Project Number 409.01.03	Drill Rig Direct Push
Geologist Lee Dooley	Ground Elevation Feet
Date Drilled 1-26-13	Total Depth of Borehole 15 Feet
Borehole Diameter 2 Inches	Depth to Water Feet

Graphic Log	Description	Depth	Sample	PID (ppm)	TPH-d (mg/kg)	TPH-mo (mg/kg)	Completion
Asphalt	Asphalt Lean CLAY, brown, damp, no hydrocarbon odor		█		<50	375	
CL		5	█	1.5	<5	<10	
CL	(silty, light brown, moist)	10	█	5.1	<5	<10	
CL		15	█	5.4	<5	<9.9	
		20					
		25					
		30					
		35					
		40					
		45					
		50					

C:\Program Files (x86)\Porpoise Media\Well Logger\Legends\San Lorenzo High School.w12

# B-7

SLHSD

Project Number 409.01.03	Drill Rig Direct Push
Geologist Lee Dooley	Ground Elevation Feet
Date Drilled 1-26-13	Total Depth of Borehole 15 Feet
Borehole Diameter 2 Inches	Depth to Water 12.5 Feet


Graphic Log	Description	Depth	Sample	PID (ppm)	TPH-d (mg/kg)	TPH-mo (mg/kg)	Completion
Asphalt	Asphalt		█		69.7	183	
CL	Lean CLAY, silty, brown, damp to moist, no petroleum hydrocarbon odor	5	█	4	<5	55.6	
CL	(moist to wet)	10	█	4.7	<5	30.2	
CL	(moist to wet)	15	█	6.3	<5	18.4	
		20					
		25					
		30					
		35					
		40					
		45					
		50					

C:\Program Files (x86)\Porpoise\Media\Well Logger\Legend\San Lorenzo High School.w12

# B-8

SLHSD

Project Number 409.01.03	Drill Rig Direct Push
Geologist Lee Dooley	Ground Elevation Feet
Date Drilled 1-26-13	Total Depth of Borehole 15 Feet
Borehole Diameter 2 Inches	Depth to Water 13 Feet

Graphic Log	Description	Depth	Sample	PID (ppm)	TPH-d (mg/kg)	TPH-mo (mg/kg)	Completion
Asphalt	Asphalt	0	█		<5	<9.9	
CL	Lean CLAY, silty, brown, damp to moist, no petroleum hydrocarbon odor	5	█	1.6	<5	22.5	
CL	(moist to wet)	10	█	2.3	<5	17.9	
CL	(moist to wet)	15	█	1.0	<5	15.7	
		20					
		25					
		30					
		35					
		40					
		45					
		50					


C:\Program Files (x86)\Porpoise Media\Well Logger\Legenda\San Lorenzo High School.wf2



# B-9

SLHSD

Project Number 409.01.03	Drill Rig Direct Push
Geologist Lee Dooley	Ground Elevation Feet
Date Drilled 1-26-13	Total Depth of Borehole 15 Feet
Borehole Diameter 2 Inches	Depth to Water 14 Feet

Graphic Log	Description	Depth	Sample	PID (ppm)	TPH-d (mg/kg)	TPH-mo (mg/kg)	Completion
Asphalt	Asphalt	0	█		<15	138	
CL	Lean CLAY, silty, brown, damp to moist, no petroleum hydrocarbon odor	5	█	0.7	<5	<9.9	
CL		10	█	2.9	<5	<9.9	
CL	(fine sandy, wet)	15	█	2.3	<5	<9.9	
		20					
		25					
		30					
		35					
		40					
		45					
		50					

C:\Program Files (x86)\Porpoise Media\Well Logger\Legend\San Lorenzo High School.w12

**ATTACHMENT C**  
**LABORATORY REPORT**

**Technical Report for**

**EquoLogic**

**T10000003424-San Lorenzo, CA**

**409.01.01**

**Accutest Job Number: C25941**

**Sampling Date: 01/26/13**

**Report to:**

**EquoLogic  
15936 Barry Lane  
Monte Sereno, CA 95030  
ldooley@equologicgroup.com**

**ATTN: Lee Dooley**

**Total number of pages in report: 282**



Test results contained within this data package meet the requirements of the National Environmental Laboratory Accreditation Conference and/or state specific certification programs as applicable.



**James J. Rhudy  
Lab Director**

**Client Service contact: Nutan Kabir 408-588-0200**

Certifications: CA (08258CA) AZ (AZ0762) DoD/ISO/IEC 17025:2005 (L2242)

This report shall not be reproduced, except in its entirety, without the written approval of Accutest Laboratories.  
Test results relate only to samples analyzed.

# Table of Contents

-1-

<b>Section 1: Sample Summary .....</b>	<b>4</b>
<b>Section 2: Summary of Hits .....</b>	<b>6</b>
<b>Section 3: Sample Results .....</b>	<b>9</b>
<b>3.1: C25941-1: B-5@5' .....</b>	10
<b>3.2: C25941-2: B-5@15' .....</b>	13
<b>3.3: C25941-3: B-5@20' .....</b>	16
<b>3.4: C25941-4: B-5@25' .....</b>	19
<b>3.5: C25941-5: B-6@2 1/2' .....</b>	22
<b>3.6: C25941-6: B-6@5' .....</b>	25
<b>3.7: C25941-7: B-6@10' .....</b>	28
<b>3.8: C25941-8: B-6@15' .....</b>	31
<b>3.9: C25941-9: B-7@2 1/2' .....</b>	34
<b>3.10: C25941-10: B-7@5' .....</b>	37
<b>3.11: C25941-11: B-7@10' .....</b>	40
<b>3.12: C25941-12: B-7@15' .....</b>	43
<b>3.13: C25941-13: B-8@2 1/2' .....</b>	46
<b>3.14: C25941-14: B-8@5' .....</b>	49
<b>3.15: C25941-15: B-8@10' .....</b>	52
<b>3.16: C25941-16: B-8@15' .....</b>	55
<b>3.17: C25941-17: B-9@2 1/2' .....</b>	58
<b>3.18: C25941-18: B-9@5' .....</b>	61
<b>3.19: C25941-19: B-9@10' .....</b>	64
<b>3.20: C25941-20: B-9@15' .....</b>	67
<b>Section 4: Misc. Forms .....</b>	<b>70</b>
<b>4.1: Chain of Custody .....</b>	71
<b>Section 5: GC/MS Volatiles - QC Data Summaries .....</b>	<b>74</b>
<b>5.1: Method Blank Summary .....</b>	75
<b>5.2: Blank Spike/Blank Spike Duplicate Summary .....</b>	79
<b>5.3: Laboratory Control Sample Summary .....</b>	82
<b>5.4: Matrix Spike/Matrix Spike Duplicate Summary .....</b>	84
<b>Section 6: GC/MS Volatiles - Raw Data .....</b>	<b>86</b>
<b>6.1: Samples .....</b>	87
<b>6.2: Method Blanks .....</b>	169
<b>Section 7: GC/MS Semi-volatiles - QC Data Summaries .....</b>	<b>178</b>
<b>7.1: Method Blank Summary .....</b>	179
<b>7.2: Blank Spike/Blank Spike Duplicate Summary .....</b>	181
<b>7.3: Matrix Spike/Matrix Spike Duplicate Summary .....</b>	183
<b>Section 8: GC/MS Semi-volatiles - Raw Data .....</b>	<b>185</b>
<b>8.1: Samples .....</b>	186
<b>8.2: Method Blanks .....</b>	231
<b>Section 9: GC Semi-volatiles - QC Data Summaries .....</b>	<b>236</b>
<b>9.1: Method Blank Summary .....</b>	237



# Table of Contents

-2-

<b>9.2:</b> Blank Spike/Blank Spike Duplicate Summary .....	238
<b>9.3:</b> Matrix Spike/Matrix Spike Duplicate Summary .....	239
<b>Section 10: GC Semi-volatiles - Raw Data .....</b>	<b>240</b>
<b>10.1:</b> Samples .....	241
<b>10.2:</b> Method Blanks .....	281

1

2

3

4

5

6

7

8

9

10



## Sample Summary

EquoLogic

Job No: C25941

T10000003424-San Lorenzo, CA

Project No: 409.01.01

Sample Number	Collected		Received	Matrix		Client Sample ID
	Date	Time By		Code	Type	
C25941-1	01/26/13	00:00 LD	01/28/13	SO	Soil	B-5@5'
C25941-2	01/26/13	00:00 LD	01/28/13	SO	Soil	B-5@15'
C25941-3	01/26/13	00:00 LD	01/28/13	SO	Soil	B-5@20'
C25941-4	01/26/13	00:00 LD	01/28/13	SO	Soil	B-5@25'
C25941-5	01/26/13	00:00 LD	01/28/13	SO	Soil	B-6@2 1/2'
C25941-6	01/26/13	00:00 LD	01/28/13	SO	Soil	B-6@5'
C25941-7	01/26/13	00:00 LD	01/28/13	SO	Soil	B-6@10'
C25941-8	01/26/13	00:00 LD	01/28/13	SO	Soil	B-6@15'
C25941-9	01/26/13	00:00 LD	01/28/13	SO	Soil	B-7@2 1/2'
C25941-10	01/26/13	00:00 LD	01/28/13	SO	Soil	B-7@5'
C25941-11	01/26/13	00:00 LD	01/28/13	SO	Soil	B-7@10'
C25941-12	01/26/13	00:00 LD	01/28/13	SO	Soil	B-7@15'
C25941-13	01/26/13	00:00 LD	01/28/13	SO	Soil	B-8@2 1/2'

---

Soil samples reported on a dry weight basis unless otherwise indicated on result page.



## Sample Summary

(continued)

EquoLogic

**Job No:** C25941

T10000003424-San Lorenzo, CA  
 Project No: 409.01.01

Sample Number	Collected		Received	Matrix		Client Sample ID
	Date	Time By		Code	Type	
C25941-14	01/26/13	00:00 LD	01/28/13	SO	Soil	B-8@5'
C25941-15	01/26/13	00:00 LD	01/28/13	SO	Soil	B-8@10'
C25941-16	01/26/13	00:00 LD	01/28/13	SO	Soil	B-8@15'
C25941-17	01/26/13	00:00 LD	01/28/13	SO	Soil	B-9@2 1/2'
C25941-18	01/26/13	00:00 LD	01/28/13	SO	Soil	B-9@5'
C25941-19	01/26/13	00:00 LD	01/28/13	SO	Soil	B-9@10'
C25941-20	01/26/13	00:00 LD	01/28/13	SO	Soil	B-9@15'

---

Soil samples reported on a dry weight basis unless otherwise indicated on result page.

## Summary of Hits

**Job Number:** C25941  
**Account:** EquoLogic  
**Project:** T10000003424-San Lorenzo, CA  
**Collected:** 01/26/13

Lab Sample ID	Client Sample ID	Result/ Qual	RL	MDL	Units	Method
<b>C25941-1</b>	<b>B-5@5'</b>					
TPH (Motor Oil)		19.0 J	20	9.9	mg/kg	SW846 8015B M
<b>C25941-2</b>	<b>B-5@15'</b>					
No hits reported in this sample.						
<b>C25941-3</b>	<b>B-5@20'</b>					
No hits reported in this sample.						
<b>C25941-4</b>	<b>B-5@25'</b>					
TPH (Diesel) <sup>a</sup>		8.69 J	9.9	5.0	mg/kg	SW846 8015B M
<b>C25941-5</b>	<b>B-6@2 1/2'</b>					
TPH (Motor Oil)		375	200	100	mg/kg	SW846 8015B M
<b>C25941-6</b>	<b>B-6@5'</b>					
Ethylbenzene		2.2 J	4.9	0.49	ug/kg	SW846 8260B
Xylene (total)		13.4	9.8	0.98	ug/kg	SW846 8260B
<b>C25941-7</b>	<b>B-6@10'</b>					
Ethylbenzene		7.9	4.9	0.49	ug/kg	SW846 8260B
Xylene (total)		53.5	9.7	0.97	ug/kg	SW846 8260B
<b>C25941-8</b>	<b>B-6@15'</b>					
No hits reported in this sample.						
<b>C25941-9</b>	<b>B-7@2 1/2'</b>					
TPH (Diesel) <sup>b</sup>		69.7	30	15	mg/kg	SW846 8015B M
TPH (Motor Oil) <sup>c</sup>		183	60	30	mg/kg	SW846 8015B M
<b>C25941-10</b>	<b>B-7@5'</b>					
TPH (Motor Oil)		55.6	20	9.9	mg/kg	SW846 8015B M

## Summary of Hits

**Job Number:** C25941  
**Account:** EquoLogic  
**Project:** T10000003424-San Lorenzo, CA  
**Collected:** 01/26/13

Lab Sample ID	Client Sample ID	Result/ Qual	RL	MDL	Units	Method
---------------	------------------	-----------------	----	-----	-------	--------

**C25941-11 B-7@10'**

TPH (Motor Oil) 30.2 20 10 mg/kg SW846 8015B M

**C25941-12 B-7@15'**

TPH (Motor Oil) 18.4 J 20 9.9 mg/kg SW846 8015B M

**C25941-13 B-8@2 1/2'**

No hits reported in this sample.

**C25941-14 B-8@5'**

TPH (Motor Oil) 22.5 20 10 mg/kg SW846 8015B M

**C25941-15 B-8@10'**

TPH (Motor Oil) 17.9 J 20 9.9 mg/kg SW846 8015B M

**C25941-16 B-8@15'**

TPH (Motor Oil) 15.7 J 20 10 mg/kg SW846 8015B M

**C25941-17 B-9@2 1/2'**

TPH (Motor Oil) 138 59 30 mg/kg SW846 8015B M

**C25941-18 B-9@5'**

No hits reported in this sample.

**C25941-19 B-9@10'**

No hits reported in this sample.

**C25941-20 B-9@15'**

No hits reported in this sample.

- (a) Atypical Diesel pattern; value due to discrete peaks.
- (b) Heating Oil is not a unique pattern. Historically Heating oil has been various petroleum hydrocarbon mixtures from C10-C40; this includes the Diesel and Motor Oil ranges. Therefore TPH in either range could be Heating Oil.
- (c) Heating Oil is not a unique pattern. Historically Heating Oil has been various petroleum hydrocarbon mixtures

## Summary of Hits

**Job Number:** C25941  
**Account:** EquoLogic  
**Project:** T10000003424-San Lorenzo, CA  
**Collected:** 01/26/13

Lab Sample ID	Client Sample ID	Result/ Qual	RL	MDL	Units	Method
---------------	------------------	-----------------	----	-----	-------	--------

from C10-C40; this includes the Diesel and Motor Oil ranges. Therefore TPH in either range could be Heating Oil.

Sample Results

---

Report of Analysis

---



Accutest Laboratories

## Report of Analysis

Page 1 of 1

<b>Client Sample ID:</b> B-5@5'	
<b>Lab Sample ID:</b> C25941-1	<b>Date Sampled:</b> 01/26/13
<b>Matrix:</b> SO - Soil	<b>Date Received:</b> 01/28/13
<b>Method:</b> SW846 8260B	<b>Percent Solids:</b> n/a <sup>a</sup>
<b>Project:</b> T10000003424-San Lorenzo, CA	

Run #1	File ID	DF	Analyzed	By	Prep Date	Prep Batch	Analytical Batch
Run #1	L22476.D	1	02/02/13	XB	n/a	n/a	VL712
Run #2							

Run #1	Initial Weight
Run #1	5.03 g
Run #2	

## Purgeable Aromatics, MTBE

CAS No.	Compound	Result	RL	MDL	Units	Q
71-43-2	Benzene	ND	5.0	0.50	ug/kg	
108-88-3	Toluene	ND	5.0	0.50	ug/kg	
100-41-4	Ethylbenzene	ND	5.0	0.50	ug/kg	
1330-20-7	Xylene (total)	ND	9.9	0.99	ug/kg	
1634-04-4	Methyl Tert Butyl Ether	ND	5.0	0.99	ug/kg	

CAS No.	Surrogate Recoveries	Run# 1	Run# 2	Limits
1868-53-7	Dibromofluoromethane	101%		70-130%
2037-26-5	Toluene-D8	99%		70-130%
460-00-4	4-Bromofluorobenzene	97%		70-130%

(a) All results reported on a wet weight basis.

ND = Not detected      MDL - Method Detection Limit  
 RL = Reporting Limit  
 E = Indicates value exceeds calibration range

J = Indicates an estimated value  
 B = Indicates analyte found in associated method blank  
 N = Indicates presumptive evidence of a compound

Accutest Laboratories

## Report of Analysis

Page 1 of 1

<b>Client Sample ID:</b> B-5@5'		<b>Date Sampled:</b> 01/26/13
<b>Lab Sample ID:</b> C25941-1		<b>Date Received:</b> 01/28/13
<b>Matrix:</b> SO - Soil		<b>Percent Solids:</b> n/a <sup>a</sup>
<b>Method:</b> SW846 8270C SW846 3550B		
<b>Project:</b> T10000003424-San Lorenzo, CA		

Run #1	File ID	DF	Analyzed	By	Prep Date	Prep Batch	Analytical Batch
Run #1	Y18818.D	1	01/30/13	MT	01/28/13	OP7407	EY883
Run #2							

Run #1	Initial Weight	Final Volume
Run #1	30.1 g	1.0 ml
Run #2		

## BN PAH List

CAS No.	Compound	Result	RL	MDL	Units	Q
83-32-9	Acenaphthene	ND	170	73	ug/kg	
208-96-8	Acenaphthylene	ND	170	78	ug/kg	
120-12-7	Anthracene	ND	170	54	ug/kg	
56-55-3	Benzo(a)anthracene	ND	170	33	ug/kg	
50-32-8	Benzo(a)pyrene	ND	170	33	ug/kg	
205-99-2	Benzo(b)fluoranthene	ND	170	33	ug/kg	
191-24-2	Benzo(g,h,i)perylene	ND	170	43	ug/kg	
207-08-9	Benzo(k)fluoranthene	ND	170	33	ug/kg	
218-01-9	Chrysene	ND	170	33	ug/kg	
53-70-3	Dibenzo(a,h)anthracene	ND	170	41	ug/kg	
206-44-0	Fluoranthene	ND	170	33	ug/kg	
86-73-7	Fluorene	ND	170	72	ug/kg	
193-39-5	Indeno(1,2,3-cd)pyrene	ND	170	43	ug/kg	
90-12-0	1-Methylnaphthalene	ND	170	76	ug/kg	
91-57-6	2-Methylnaphthalene	ND	170	79	ug/kg	
91-20-3	Naphthalene	ND	170	77	ug/kg	
85-01-8	Phenanthrene	ND	170	58	ug/kg	
129-00-0	Pyrene	ND	170	33	ug/kg	

CAS No.	Surrogate Recoveries	Run# 1	Run# 2	Limits
4165-60-0	Nitrobenzene-d5	81%		15-101%
321-60-8	2-Fluorobiphenyl	85%		15-104%
1718-51-0	Terphenyl-d14	108%		56-123%

(a) All results reported on a wet weight basis.

ND = Not detected MDL - Method Detection Limit

RL = Reporting Limit

E = Indicates value exceeds calibration range

J = Indicates an estimated value

B = Indicates analyte found in associated method blank

N = Indicates presumptive evidence of a compound

Accutest Laboratories

## Report of Analysis

Page 1 of 1

<b>Client Sample ID:</b> B-5@5'		<b>Date Sampled:</b> 01/26/13
<b>Lab Sample ID:</b> C25941-1		<b>Date Received:</b> 01/28/13
<b>Matrix:</b> SO - Soil		<b>Percent Solids:</b> n/a <sup>a</sup>
<b>Method:</b> SW846 8015B M SW846 3545A		
<b>Project:</b> T10000003424-San Lorenzo, CA		

	File ID	DF	Analyzed	By	Prep Date	Prep Batch	Analytical Batch
Run #1	GG40968.D	1	01/29/13	LB	01/28/13	OP7406	GGG1084
Run #2							

	Initial Weight	Final Volume
Run #1	10.1 g	1.0 ml
Run #2		

## TPH Extractable w/ Silica Gel Cleanup

CAS No.	Compound	Result	RL	MDL	Units	Q
	TPH (Diesel)	ND	9.9	5.0	mg/kg	
	TPH (Motor Oil)	19.0	20	9.9	mg/kg	J

CAS No.	Surrogate Recoveries	Run# 1	Run# 2	Limits
630-01-3	Hexacosane	68%		37-122%

(a) All results reported on a wet weight basis.

ND = Not detected      MDL - Method Detection Limit  
 RL = Reporting Limit  
 E = Indicates value exceeds calibration range

J = Indicates an estimated value  
 B = Indicates analyte found in associated method blank  
 N = Indicates presumptive evidence of a compound

Accutest Laboratories

## Report of Analysis

Page 1 of 1

<b>Client Sample ID:</b> B-5@15'		<b>Date Sampled:</b> 01/26/13
<b>Lab Sample ID:</b> C25941-2		<b>Date Received:</b> 01/28/13
<b>Matrix:</b> SO - Soil		<b>Percent Solids:</b> n/a <sup>a</sup>
<b>Method:</b> SW846 8260B		
<b>Project:</b> T10000003424-San Lorenzo, CA		

Run #1	File ID	DF	Analyzed	By	Prep Date	Prep Batch	Analytical Batch
Run #1	L22477.D	1	02/02/13	XB	n/a	n/a	VL712
Run #2							

Run #1	Initial Weight
Run #1	5.08 g
Run #2	

## Purgeable Aromatics, MTBE

CAS No.	Compound	Result	RL	MDL	Units	Q
71-43-2	Benzene	ND	4.9	0.49	ug/kg	
108-88-3	Toluene	ND	4.9	0.49	ug/kg	
100-41-4	Ethylbenzene	ND	4.9	0.49	ug/kg	
1330-20-7	Xylene (total)	ND	9.8	0.98	ug/kg	
1634-04-4	Methyl Tert Butyl Ether	ND	4.9	0.98	ug/kg	

CAS No.	Surrogate Recoveries	Run# 1	Run# 2	Limits
1868-53-7	Dibromofluoromethane	102%		70-130%
2037-26-5	Toluene-D8	97%		70-130%
460-00-4	4-Bromofluorobenzene	95%		70-130%

(a) All results reported on a wet weight basis.

ND = Not detected      MDL - Method Detection Limit  
 RL = Reporting Limit  
 E = Indicates value exceeds calibration range

J = Indicates an estimated value  
 B = Indicates analyte found in associated method blank  
 N = Indicates presumptive evidence of a compound

Accutest Laboratories

## Report of Analysis

Page 1 of 1

<b>Client Sample ID:</b> B-5@15'		<b>Date Sampled:</b> 01/26/13
<b>Lab Sample ID:</b> C25941-2		<b>Date Received:</b> 01/28/13
<b>Matrix:</b> SO - Soil		<b>Percent Solids:</b> n/a <sup>a</sup>
<b>Method:</b> SW846 8270C SW846 3550B		
<b>Project:</b> T10000003424-San Lorenzo, CA		

Run #1	File ID	DF	Analyzed	By	Prep Date	Prep Batch	Analytical Batch
Run #1	Y18786.D	1	01/30/13	MT	01/28/13	OP7407	EY882
Run #2							

Run #1	Initial Weight	Final Volume
Run #1	30.0 g	1.0 ml
Run #2		

## BN PAH List

CAS No.	Compound	Result	RL	MDL	Units	Q
83-32-9	Acenaphthene	ND	170	73	ug/kg	
208-96-8	Acenaphthylene	ND	170	78	ug/kg	
120-12-7	Anthracene	ND	170	54	ug/kg	
56-55-3	Benzo(a)anthracene	ND	170	33	ug/kg	
50-32-8	Benzo(a)pyrene	ND	170	33	ug/kg	
205-99-2	Benzo(b)fluoranthene	ND	170	33	ug/kg	
191-24-2	Benzo(g,h,i)perylene	ND	170	43	ug/kg	
207-08-9	Benzo(k)fluoranthene	ND	170	33	ug/kg	
218-01-9	Chrysene	ND	170	33	ug/kg	
53-70-3	Dibenzo(a,h)anthracene	ND	170	41	ug/kg	
206-44-0	Fluoranthene	ND	170	33	ug/kg	
86-73-7	Fluorene	ND	170	72	ug/kg	
193-39-5	Indeno(1,2,3-cd)pyrene	ND	170	43	ug/kg	
90-12-0	1-Methylnaphthalene	ND	170	76	ug/kg	
91-57-6	2-Methylnaphthalene	ND	170	80	ug/kg	
91-20-3	Naphthalene	ND	170	77	ug/kg	
85-01-8	Phenanthrene	ND	170	58	ug/kg	
129-00-0	Pyrene	ND	170	33	ug/kg	

CAS No.	Surrogate Recoveries	Run# 1	Run# 2	Limits
4165-60-0	Nitrobenzene-d5	63%		15-101%
321-60-8	2-Fluorobiphenyl	64%		15-104%
1718-51-0	Terphenyl-d14	102%		56-123%

(a) All results reported on a wet weight basis.

ND = Not detected MDL - Method Detection Limit

RL = Reporting Limit

E = Indicates value exceeds calibration range

J = Indicates an estimated value

B = Indicates analyte found in associated method blank

N = Indicates presumptive evidence of a compound

## Report of Analysis

<b>Client Sample ID:</b> B-5@15'		<b>Date Sampled:</b> 01/26/13
<b>Lab Sample ID:</b> C25941-2		<b>Date Received:</b> 01/28/13
<b>Matrix:</b> SO - Soil		<b>Percent Solids:</b> n/a <sup>a</sup>
<b>Method:</b> SW846 8015B M SW846 3545A		
<b>Project:</b> T10000003424-San Lorenzo, CA		

	File ID	DF	Analyzed	By	Prep Date	Prep Batch	Analytical Batch
Run #1	GG40969.D	1	01/29/13	LB	01/28/13	OP7406	GGG1084
Run #2							

	Initial Weight	Final Volume
Run #1	10.1 g	1.0 ml
Run #2		

## TPH Extractable w/ Silica Gel Cleanup

CAS No.	Compound	Result	RL	MDL	Units	Q
	TPH (Diesel)	ND	9.9	5.0	mg/kg	
	TPH (Motor Oil)	ND	20	9.9	mg/kg	

CAS No.	Surrogate Recoveries	Run# 1	Run# 2	Limits
630-01-3	Hexacosane	69%		37-122%

(a) All results reported on a wet weight basis.

ND = Not detected      MDL - Method Detection Limit  
 RL = Reporting Limit  
 E = Indicates value exceeds calibration range

J = Indicates an estimated value  
 B = Indicates analyte found in associated method blank  
 N = Indicates presumptive evidence of a compound

Accutest Laboratories

## Report of Analysis

Page 1 of 1

<b>Client Sample ID:</b> B-5@20'		<b>Date Sampled:</b> 01/26/13
<b>Lab Sample ID:</b> C25941-3		<b>Date Received:</b> 01/28/13
<b>Matrix:</b> SO - Soil		<b>Percent Solids:</b> n/a <sup>a</sup>
<b>Method:</b> SW846 8260B		
<b>Project:</b> T10000003424-San Lorenzo, CA		

	File ID	DF	Analyzed	By	Prep Date	Prep Batch	Analytical Batch
Run #1	L22478.D	1	02/02/13	XB	n/a	n/a	VL712
Run #2							

	Initial Weight
Run #1	5.08 g
Run #2	

## Purgeable Aromatics, MTBE

CAS No.	Compound	Result	RL	MDL	Units	Q
71-43-2	Benzene	ND	4.9	0.49	ug/kg	
108-88-3	Toluene	ND	4.9	0.49	ug/kg	
100-41-4	Ethylbenzene	ND	4.9	0.49	ug/kg	
1330-20-7	Xylene (total)	ND	9.8	0.98	ug/kg	
1634-04-4	Methyl Tert Butyl Ether	ND	4.9	0.98	ug/kg	

CAS No.	Surrogate Recoveries	Run# 1	Run# 2	Limits
1868-53-7	Dibromofluoromethane	103%		70-130%
2037-26-5	Toluene-D8	97%		70-130%
460-00-4	4-Bromofluorobenzene	97%		70-130%

(a) All results reported on a wet weight basis.

ND = Not detected      MDL - Method Detection Limit  
 RL = Reporting Limit  
 E = Indicates value exceeds calibration range

J = Indicates an estimated value  
 B = Indicates analyte found in associated method blank  
 N = Indicates presumptive evidence of a compound



Accutest Laboratories

## Report of Analysis

Page 1 of 1

<b>Client Sample ID:</b> B-5@20'		<b>Date Sampled:</b> 01/26/13
<b>Lab Sample ID:</b> C25941-3		<b>Date Received:</b> 01/28/13
<b>Matrix:</b> SO - Soil		<b>Percent Solids:</b> n/a <sup>a</sup>
<b>Method:</b> SW846 8270C SW846 3550B		
<b>Project:</b> T10000003424-San Lorenzo, CA		

Run #1	File ID	DF	Analyzed	By	Prep Date	Prep Batch	Analytical Batch
Run #2	Y18819.D	1	01/30/13	MT	01/28/13	OP7407	EY883

Run #1	Initial Weight	Final Volume
Run #2	30.0 g	1.0 ml

## BN PAH List

CAS No.	Compound	Result	RL	MDL	Units	Q
83-32-9	Acenaphthene	ND	170	73	ug/kg	
208-96-8	Acenaphthylene	ND	170	78	ug/kg	
120-12-7	Anthracene	ND	170	54	ug/kg	
56-55-3	Benzo(a)anthracene	ND	170	33	ug/kg	
50-32-8	Benzo(a)pyrene	ND	170	33	ug/kg	
205-99-2	Benzo(b)fluoranthene	ND	170	33	ug/kg	
191-24-2	Benzo(g,h,i)perylene	ND	170	43	ug/kg	
207-08-9	Benzo(k)fluoranthene	ND	170	33	ug/kg	
218-01-9	Chrysene	ND	170	33	ug/kg	
53-70-3	Dibenzo(a,h)anthracene	ND	170	41	ug/kg	
206-44-0	Fluoranthene	ND	170	33	ug/kg	
86-73-7	Fluorene	ND	170	72	ug/kg	
193-39-5	Indeno(1,2,3-cd)pyrene	ND	170	43	ug/kg	
90-12-0	1-Methylnaphthalene	ND	170	76	ug/kg	
91-57-6	2-Methylnaphthalene	ND	170	80	ug/kg	
91-20-3	Naphthalene	ND	170	77	ug/kg	
85-01-8	Phenanthrene	ND	170	58	ug/kg	
129-00-0	Pyrene	ND	170	33	ug/kg	

CAS No.	Surrogate Recoveries	Run# 1	Run# 2	Limits
4165-60-0	Nitrobenzene-d5	70%		15-101%
321-60-8	2-Fluorobiphenyl	75%		15-104%
1718-51-0	Terphenyl-d14	109%		56-123%

(a) All results reported on a wet weight basis.

ND = Not detected MDL - Method Detection Limit

RL = Reporting Limit

E = Indicates value exceeds calibration range

J = Indicates an estimated value

B = Indicates analyte found in associated method blank

N = Indicates presumptive evidence of a compound

## Report of Analysis

<b>Client Sample ID:</b> B-5@20'	<b>Date Sampled:</b> 01/26/13
<b>Lab Sample ID:</b> C25941-3	<b>Date Received:</b> 01/28/13
<b>Matrix:</b> SO - Soil	<b>Percent Solids:</b> n/a <sup>a</sup>
<b>Method:</b> SW846 8015B M SW846 3545A	
<b>Project:</b> T10000003424-San Lorenzo, CA	

	File ID	DF	Analyzed	By	Prep Date	Prep Batch	Analytical Batch
Run #1	GG40970.D	1	01/29/13	LB	01/28/13	OP7406	GGG1084
Run #2							

	Initial Weight	Final Volume
Run #1	10.1 g	1.0 ml
Run #2		

## TPH Extractable w/ Silica Gel Cleanup

CAS No.	Compound	Result	RL	MDL	Units	Q
	TPH (Diesel)	ND	9.9	4.9	mg/kg	
	TPH (Motor Oil)	ND	20	9.9	mg/kg	

CAS No.	Surrogate Recoveries	Run# 1	Run# 2	Limits
630-01-3	Hexacosane	77%		37-122%

(a) All results reported on a wet weight basis.

ND = Not detected      MDL - Method Detection Limit  
 RL = Reporting Limit  
 E = Indicates value exceeds calibration range

J = Indicates an estimated value  
 B = Indicates analyte found in associated method blank  
 N = Indicates presumptive evidence of a compound

Accutest Laboratories

## Report of Analysis

Page 1 of 1

<b>Client Sample ID:</b> B-5@25'		<b>Date Sampled:</b> 01/26/13
<b>Lab Sample ID:</b> C25941-4		<b>Date Received:</b> 01/28/13
<b>Matrix:</b> SO - Soil		<b>Percent Solids:</b> n/a <sup>a</sup>
<b>Method:</b> SW846 8260B		
<b>Project:</b> T10000003424-San Lorenzo, CA		

	File ID	DF	Analyzed	By	Prep Date	Prep Batch	Analytical Batch
Run #1	L22481.D	1	02/02/13	XB	n/a	n/a	VL712
Run #2							

	Initial Weight
Run #1	5.02 g
Run #2	

## Purgeable Aromatics, MTBE

CAS No.	Compound	Result	RL	MDL	Units	Q
71-43-2	Benzene	ND	5.0	0.50	ug/kg	
108-88-3	Toluene	ND	5.0	0.50	ug/kg	
100-41-4	Ethylbenzene	ND	5.0	0.50	ug/kg	
1330-20-7	Xylene (total)	ND	10	1.0	ug/kg	
1634-04-4	Methyl Tert Butyl Ether	ND	5.0	1.0	ug/kg	

CAS No.	Surrogate Recoveries	Run# 1	Run# 2	Limits
1868-53-7	Dibromofluoromethane	102%		70-130%
2037-26-5	Toluene-D8	97%		70-130%
460-00-4	4-Bromofluorobenzene	96%		70-130%

(a) All results reported on a wet weight basis.

ND = Not detected      MDL - Method Detection Limit  
 RL = Reporting Limit  
 E = Indicates value exceeds calibration range

J = Indicates an estimated value  
 B = Indicates analyte found in associated method blank  
 N = Indicates presumptive evidence of a compound

Accutest Laboratories

## Report of Analysis

Page 1 of 1

<b>Client Sample ID:</b> B-5@25'		<b>Date Sampled:</b> 01/26/13
<b>Lab Sample ID:</b> C25941-4		<b>Date Received:</b> 01/28/13
<b>Matrix:</b> SO - Soil		<b>Percent Solids:</b> n/a <sup>a</sup>
<b>Method:</b> SW846 8270C SW846 3550B		
<b>Project:</b> T10000003424-San Lorenzo, CA		

Run #1	File ID	DF	Analyzed	By	Prep Date	Prep Batch	Analytical Batch
Run #1	Y18820.D	1	01/30/13	MT	01/28/13	OP7407	EY883
Run #2							

Run #1	Initial Weight	Final Volume
Run #1	30.0 g	1.0 ml
Run #2		

## BN PAH List

CAS No.	Compound	Result	RL	MDL	Units	Q
83-32-9	Acenaphthene	ND	170	73	ug/kg	
208-96-8	Acenaphthylene	ND	170	78	ug/kg	
120-12-7	Anthracene	ND	170	54	ug/kg	
56-55-3	Benzo(a)anthracene	ND	170	33	ug/kg	
50-32-8	Benzo(a)pyrene	ND	170	33	ug/kg	
205-99-2	Benzo(b)fluoranthene	ND	170	33	ug/kg	
191-24-2	Benzo(g,h,i)perylene	ND	170	43	ug/kg	
207-08-9	Benzo(k)fluoranthene	ND	170	33	ug/kg	
218-01-9	Chrysene	ND	170	33	ug/kg	
53-70-3	Dibenzo(a,h)anthracene	ND	170	41	ug/kg	
206-44-0	Fluoranthene	ND	170	33	ug/kg	
86-73-7	Fluorene	ND	170	72	ug/kg	
193-39-5	Indeno(1,2,3-cd)pyrene	ND	170	43	ug/kg	
90-12-0	1-Methylnaphthalene	ND	170	76	ug/kg	
91-57-6	2-Methylnaphthalene	ND	170	80	ug/kg	
91-20-3	Naphthalene	ND	170	77	ug/kg	
85-01-8	Phenanthrene	ND	170	58	ug/kg	
129-00-0	Pyrene	ND	170	33	ug/kg	

CAS No.	Surrogate Recoveries	Run# 1	Run# 2	Limits
4165-60-0	Nitrobenzene-d5	80%		15-101%
321-60-8	2-Fluorobiphenyl	84%		15-104%
1718-51-0	Terphenyl-d14	109%		56-123%

(a) All results reported on a wet weight basis.

ND = Not detected MDL - Method Detection Limit

RL = Reporting Limit

E = Indicates value exceeds calibration range

J = Indicates an estimated value

B = Indicates analyte found in associated method blank

N = Indicates presumptive evidence of a compound

## Report of Analysis

<b>Client Sample ID:</b> B-5@25'		<b>Date Sampled:</b> 01/26/13
<b>Lab Sample ID:</b> C25941-4		<b>Date Received:</b> 01/28/13
<b>Matrix:</b> SO - Soil		<b>Percent Solids:</b> n/a <sup>a</sup>
<b>Method:</b> SW846 8015B M SW846 3545A		
<b>Project:</b> T10000003424-San Lorenzo, CA		

	File ID	DF	Analyzed	By	Prep Date	Prep Batch	Analytical Batch
Run #1	GG40971.D	1	01/29/13	LB	01/28/13	OP7406	GGG1084
Run #2							

	Initial Weight	Final Volume
Run #1	10.1 g	1.0 ml
Run #2		

## TPH Extractable w/ Silica Gel Cleanup

CAS No.	Compound	Result	RL	MDL	Units	Q
	TPH (Diesel) <sup>b</sup>	8.69	9.9	5.0	mg/kg	J
	TPH (Motor Oil)	ND	20	9.9	mg/kg	

CAS No.	Surrogate Recoveries	Run# 1	Run# 2	Limits
630-01-3	Hexacosane	70%		37-122%

(a) All results reported on a wet weight basis.

(b) Atypical Diesel pattern; value due to discrete peaks.

ND = Not detected MDL - Method Detection Limit

RL = Reporting Limit

E = Indicates value exceeds calibration range

J = Indicates an estimated value

B = Indicates analyte found in associated method blank

N = Indicates presumptive evidence of a compound

Accutest Laboratories

## Report of Analysis

Page 1 of 1

<b>Client Sample ID:</b> B-6@2 1/2'	
<b>Lab Sample ID:</b> C25941-5	<b>Date Sampled:</b> 01/26/13
<b>Matrix:</b> SO - Soil	<b>Date Received:</b> 01/28/13
<b>Method:</b> SW846 8260B	<b>Percent Solids:</b> n/a <sup>a</sup>
<b>Project:</b> T10000003424-San Lorenzo, CA	

	File ID	DF	Analyzed	By	Prep Date	Prep Batch	Analytical Batch
Run #1	L22482.D	1	02/02/13	XB	n/a	n/a	VL712
Run #2							

	Initial Weight
Run #1	5.17 g
Run #2	

## Purgeable Aromatics, MTBE

CAS No.	Compound	Result	RL	MDL	Units	Q
71-43-2	Benzene	ND	4.8	0.48	ug/kg	
108-88-3	Toluene	ND	4.8	0.48	ug/kg	
100-41-4	Ethylbenzene	ND	4.8	0.48	ug/kg	
1330-20-7	Xylene (total)	ND	9.7	0.97	ug/kg	
1634-04-4	Methyl Tert Butyl Ether	ND	4.8	0.97	ug/kg	

CAS No.	Surrogate Recoveries	Run# 1	Run# 2	Limits
1868-53-7	Dibromofluoromethane	104%		70-130%
2037-26-5	Toluene-D8	96%		70-130%
460-00-4	4-Bromofluorobenzene	97%		70-130%

(a) All results reported on a wet weight basis.

ND = Not detected      MDL - Method Detection Limit  
 RL = Reporting Limit  
 E = Indicates value exceeds calibration range

J = Indicates an estimated value  
 B = Indicates analyte found in associated method blank  
 N = Indicates presumptive evidence of a compound

Accutest Laboratories

## Report of Analysis

Page 1 of 1

<b>Client Sample ID:</b> B-6@2 1/2'		<b>Date Sampled:</b> 01/26/13
<b>Lab Sample ID:</b> C25941-5		<b>Date Received:</b> 01/28/13
<b>Matrix:</b> SO - Soil		<b>Percent Solids:</b> n/a <sup>a</sup>
<b>Method:</b> SW846 8270C SW846 3550B		
<b>Project:</b> T10000003424-San Lorenzo, CA		

	File ID	DF	Analyzed	By	Prep Date	Prep Batch	Analytical Batch
Run #1 <sup>b</sup>	Y18813.D	4	01/30/13	MT	01/28/13	OP7407	EY883
Run #2							

	Initial Weight	Final Volume
Run #1	30.1 g	1.0 ml
Run #2		

## BN PAH List

CAS No.	Compound	Result	RL	MDL	Units	Q
83-32-9	Acenaphthene	ND	660	290	ug/kg	
208-96-8	Acenaphthylene	ND	660	310	ug/kg	
120-12-7	Anthracene	ND	660	210	ug/kg	
56-55-3	Benzo(a)anthracene	ND	660	130	ug/kg	
50-32-8	Benzo(a)pyrene	ND	660	130	ug/kg	
205-99-2	Benzo(b)fluoranthene	ND	660	130	ug/kg	
191-24-2	Benzo(g,h,i)perylene	ND	660	170	ug/kg	
207-08-9	Benzo(k)fluoranthene	ND	660	130	ug/kg	
218-01-9	Chrysene	ND	660	130	ug/kg	
53-70-3	Dibenzo(a,h)anthracene	ND	660	160	ug/kg	
206-44-0	Fluoranthene	ND	660	130	ug/kg	
86-73-7	Fluorene	ND	660	290	ug/kg	
193-39-5	Indeno(1,2,3-cd)pyrene	ND	660	170	ug/kg	
90-12-0	1-Methylnaphthalene	ND	660	300	ug/kg	
91-57-6	2-Methylnaphthalene	ND	660	320	ug/kg	
91-20-3	Naphthalene	ND	660	310	ug/kg	
85-01-8	Phenanthrene	ND	660	230	ug/kg	
129-00-0	Pyrene	ND	660	130	ug/kg	

CAS No.	Surrogate Recoveries	Run# 1	Run# 2	Limits
4165-60-0	Nitrobenzene-d5	82%		15-101%
321-60-8	2-Fluorobiphenyl	87%		15-104%
1718-51-0	Terphenyl-d14	110%		56-123%

(a) All results reported on a wet weight basis.

(b) Dilution required due to matrix interference (dark and viscous extract; high concentration of non-target hydrocarbons).

ND = Not detected MDL - Method Detection Limit

RL = Reporting Limit

E = Indicates value exceeds calibration range

J = Indicates an estimated value

B = Indicates analyte found in associated method blank

N = Indicates presumptive evidence of a compound



## Report of Analysis

<b>Client Sample ID:</b> B-6@2 1/2'		<b>Date Sampled:</b> 01/26/13
<b>Lab Sample ID:</b> C25941-5		<b>Date Received:</b> 01/28/13
<b>Matrix:</b> SO - Soil		<b>Percent Solids:</b> n/a <sup>a</sup>
<b>Method:</b> SW846 8015B M SW846 3545A		
<b>Project:</b> T10000003424-San Lorenzo, CA		

	File ID	DF	Analyzed	By	Prep Date	Prep Batch	Analytical Batch
Run #1	GG40966.D	10	01/29/13	LB	01/28/13	OP7406	GGG1084
Run #2							

	Initial Weight	Final Volume
Run #1	10.0 g	1.0 ml
Run #2		

## TPH Extractable w/ Silica Gel Cleanup

CAS No.	Compound	Result	RL	MDL	Units	Q
	TPH (Diesel)	ND	100	50	mg/kg	
	TPH (Motor Oil)	375	200	100	mg/kg	

CAS No.	Surrogate Recoveries	Run# 1	Run# 2	Limits
630-01-3	Hexacosane	74%		37-122%

(a) All results reported on a wet weight basis.

ND = Not detected      MDL - Method Detection Limit  
 RL = Reporting Limit  
 E = Indicates value exceeds calibration range

J = Indicates an estimated value  
 B = Indicates analyte found in associated method blank  
 N = Indicates presumptive evidence of a compound

Accutest Laboratories

## Report of Analysis

Page 1 of 1

<b>Client Sample ID:</b> B-6@5'		<b>Date Sampled:</b> 01/26/13
<b>Lab Sample ID:</b> C25941-6		<b>Date Received:</b> 01/28/13
<b>Matrix:</b> SO - Soil		<b>Percent Solids:</b> n/a <sup>a</sup>
<b>Method:</b> SW846 8260B		
<b>Project:</b> T10000003424-San Lorenzo, CA		

Run #1	File ID	DF	Analyzed	By	Prep Date	Prep Batch	Analytical Batch
Run #1	L22483.D	1	02/02/13	XB	n/a	n/a	VL712
Run #2							

Run #1	Initial Weight
Run #1	5.08 g
Run #2	

## Purgeable Aromatics, MTBE

CAS No.	Compound	Result	RL	MDL	Units	Q
71-43-2	Benzene	ND	4.9	0.49	ug/kg	
108-88-3	Toluene	ND	4.9	0.49	ug/kg	
100-41-4	Ethylbenzene	2.2	4.9	0.49	ug/kg	J
1330-20-7	Xylene (total)	13.4	9.8	0.98	ug/kg	
1634-04-4	Methyl Tert Butyl Ether	ND	4.9	0.98	ug/kg	

CAS No.	Surrogate Recoveries	Run# 1	Run# 2	Limits
1868-53-7	Dibromofluoromethane	101%		70-130%
2037-26-5	Toluene-D8	98%		70-130%
460-00-4	4-Bromofluorobenzene	97%		70-130%

(a) All results reported on a wet weight basis.

ND = Not detected      MDL - Method Detection Limit  
 RL = Reporting Limit  
 E = Indicates value exceeds calibration range

J = Indicates an estimated value  
 B = Indicates analyte found in associated method blank  
 N = Indicates presumptive evidence of a compound

Accutest Laboratories

## Report of Analysis

Page 1 of 1

<b>Client Sample ID:</b> B-6@5'		<b>Date Sampled:</b> 01/26/13
<b>Lab Sample ID:</b> C25941-6		<b>Date Received:</b> 01/28/13
<b>Matrix:</b> SO - Soil		<b>Percent Solids:</b> n/a <sup>a</sup>
<b>Method:</b> SW846 8270C SW846 3550B		
<b>Project:</b> T10000003424-San Lorenzo, CA		

Run #	File ID	DF	Analyzed	By	Prep Date	Prep Batch	Analytical Batch
Run #1	Z2061.D	1	01/30/13	MT	01/28/13	OP7407	EZ105
Run #2							

Run #	Initial Weight	Final Volume
Run #1	30.1 g	1.0 ml
Run #2		

## BN PAH List

CAS No.	Compound	Result	RL	MDL	Units	Q
83-32-9	Acenaphthene	ND	170	73	ug/kg	
208-96-8	Acenaphthylene	ND	170	78	ug/kg	
120-12-7	Anthracene	ND	170	54	ug/kg	
56-55-3	Benzo(a)anthracene	ND	170	33	ug/kg	
50-32-8	Benzo(a)pyrene	ND	170	33	ug/kg	
205-99-2	Benzo(b)fluoranthene	ND	170	33	ug/kg	
191-24-2	Benzo(g,h,i)perylene	ND	170	43	ug/kg	
207-08-9	Benzo(k)fluoranthene	ND	170	33	ug/kg	
218-01-9	Chrysene	ND	170	33	ug/kg	
53-70-3	Dibenzo(a,h)anthracene	ND	170	41	ug/kg	
206-44-0	Fluoranthene	ND	170	33	ug/kg	
86-73-7	Fluorene	ND	170	72	ug/kg	
193-39-5	Indeno(1,2,3-cd)pyrene	ND	170	43	ug/kg	
90-12-0	1-Methylnaphthalene	ND	170	76	ug/kg	
91-57-6	2-Methylnaphthalene	ND	170	80	ug/kg	
91-20-3	Naphthalene	ND	170	77	ug/kg	
85-01-8	Phenanthrene	ND	170	58	ug/kg	
129-00-0	Pyrene	ND	170	33	ug/kg	

CAS No.	Surrogate Recoveries	Run# 1	Run# 2	Limits
4165-60-0	Nitrobenzene-d5	92%		15-101%
321-60-8	2-Fluorobiphenyl	82%		15-104%
1718-51-0	Terphenyl-d14	103%		56-123%

(a) All results reported on a wet weight basis.

ND = Not detected MDL - Method Detection Limit

RL = Reporting Limit

E = Indicates value exceeds calibration range

J = Indicates an estimated value

B = Indicates analyte found in associated method blank

N = Indicates presumptive evidence of a compound

## Report of Analysis

<b>Client Sample ID:</b> B-6@5'		<b>Date Sampled:</b> 01/26/13
<b>Lab Sample ID:</b> C25941-6		<b>Date Received:</b> 01/28/13
<b>Matrix:</b> SO - Soil		<b>Percent Solids:</b> n/a <sup>a</sup>
<b>Method:</b> SW846 8015B M SW846 3545A		
<b>Project:</b> T10000003424-San Lorenzo, CA		

	File ID	DF	Analyzed	By	Prep Date	Prep Batch	Analytical Batch
Run #1	GG40972.D	1	01/29/13	LB	01/28/13	OP7406	GGG1084
Run #2							

	Initial Weight	Final Volume
Run #1	10.0 g	1.0 ml
Run #2		

## TPH Extractable w/ Silica Gel Cleanup

CAS No.	Compound	Result	RL	MDL	Units	Q
	TPH (Diesel)	ND	10	5.0	mg/kg	
	TPH (Motor Oil)	ND	20	10	mg/kg	

CAS No.	Surrogate Recoveries	Run# 1	Run# 2	Limits
630-01-3	Hexacosane	64%		37-122%

(a) All results reported on a wet weight basis.

ND = Not detected      MDL - Method Detection Limit  
 RL = Reporting Limit  
 E = Indicates value exceeds calibration range

J = Indicates an estimated value  
 B = Indicates analyte found in associated method blank  
 N = Indicates presumptive evidence of a compound

Accutest Laboratories

## Report of Analysis

Page 1 of 1

<b>Client Sample ID:</b> B-6@10'		<b>Date Sampled:</b> 01/26/13
<b>Lab Sample ID:</b> C25941-7		<b>Date Received:</b> 01/28/13
<b>Matrix:</b> SO - Soil		<b>Percent Solids:</b> n/a <sup>a</sup>
<b>Method:</b> SW846 8260B		
<b>Project:</b> T10000003424-San Lorenzo, CA		

	File ID	DF	Analyzed	By	Prep Date	Prep Batch	Analytical Batch
Run #1	L22484.D	1	02/02/13	XB	n/a	n/a	VL712
Run #2							

	Initial Weight
Run #1	5.15 g
Run #2	

## Purgeable Aromatics, MTBE

CAS No.	Compound	Result	RL	MDL	Units	Q
71-43-2	Benzene	ND	4.9	0.49	ug/kg	
108-88-3	Toluene	ND	4.9	0.49	ug/kg	
100-41-4	Ethylbenzene	7.9	4.9	0.49	ug/kg	
1330-20-7	Xylene (total)	53.5	9.7	0.97	ug/kg	
1634-04-4	Methyl Tert Butyl Ether	ND	4.9	0.97	ug/kg	

CAS No.	Surrogate Recoveries	Run# 1	Run# 2	Limits
1868-53-7	Dibromofluoromethane	105%		70-130%
2037-26-5	Toluene-D8	97%		70-130%
460-00-4	4-Bromofluorobenzene	96%		70-130%

(a) All results reported on a wet weight basis.

ND = Not detected      MDL - Method Detection Limit  
 RL = Reporting Limit  
 E = Indicates value exceeds calibration range

J = Indicates an estimated value  
 B = Indicates analyte found in associated method blank  
 N = Indicates presumptive evidence of a compound

Accutest Laboratories

## Report of Analysis

Page 1 of 1

<b>Client Sample ID:</b> B-6@10'		<b>Date Sampled:</b> 01/26/13
<b>Lab Sample ID:</b> C25941-7		<b>Date Received:</b> 01/28/13
<b>Matrix:</b> SO - Soil		<b>Percent Solids:</b> n/a <sup>a</sup>
<b>Method:</b> SW846 8270C SW846 3550B		
<b>Project:</b> T10000003424-San Lorenzo, CA		

	File ID	DF	Analyzed	By	Prep Date	Prep Batch	Analytical Batch
Run #1 <sup>b</sup>	Y18814.D	2	01/30/13	MT	01/28/13	OP7407	EY883
Run #2							

	Initial Weight	Final Volume
Run #1	30.1 g	1.0 ml
Run #2		

## BN PAH List

CAS No.	Compound	Result	RL	MDL	Units	Q
83-32-9	Acenaphthene	ND	330	150	ug/kg	
208-96-8	Acenaphthylene	ND	330	160	ug/kg	
120-12-7	Anthracene	ND	330	110	ug/kg	
56-55-3	Benzo(a)anthracene	ND	330	67	ug/kg	
50-32-8	Benzo(a)pyrene	ND	330	67	ug/kg	
205-99-2	Benzo(b)fluoranthene	ND	330	67	ug/kg	
191-24-2	Benzo(g,h,i)perylene	ND	330	86	ug/kg	
207-08-9	Benzo(k)fluoranthene	ND	330	67	ug/kg	
218-01-9	Chrysene	ND	330	67	ug/kg	
53-70-3	Dibenzo(a,h)anthracene	ND	330	82	ug/kg	
206-44-0	Fluoranthene	ND	330	67	ug/kg	
86-73-7	Fluorene	ND	330	140	ug/kg	
193-39-5	Indeno(1,2,3-cd)pyrene	ND	330	85	ug/kg	
90-12-0	1-Methylnaphthalene	ND	330	150	ug/kg	
91-57-6	2-Methylnaphthalene	ND	330	160	ug/kg	
91-20-3	Naphthalene	ND	330	150	ug/kg	
85-01-8	Phenanthrene	ND	330	120	ug/kg	
129-00-0	Pyrene	ND	330	67	ug/kg	

CAS No.	Surrogate Recoveries	Run# 1	Run# 2	Limits
4165-60-0	Nitrobenzene-d5	71%		15-101%
321-60-8	2-Fluorobiphenyl	76%		15-104%
1718-51-0	Terphenyl-d14	106%		56-123%

(a) All results reported on a wet weight basis.

(b) Dilution required due to matrix interference (dark and viscous extract; high concentration of non-target hydrocarbons).

ND = Not detected MDL - Method Detection Limit

RL = Reporting Limit

E = Indicates value exceeds calibration range

J = Indicates an estimated value

B = Indicates analyte found in associated method blank

N = Indicates presumptive evidence of a compound

## Report of Analysis

<b>Client Sample ID:</b> B-6@10'		<b>Date Sampled:</b> 01/26/13
<b>Lab Sample ID:</b> C25941-7		<b>Date Received:</b> 01/28/13
<b>Matrix:</b> SO - Soil		<b>Percent Solids:</b> n/a <sup>a</sup>
<b>Method:</b> SW846 8015B M SW846 3545A		
<b>Project:</b> T10000003424-San Lorenzo, CA		

	File ID	DF	Analyzed	By	Prep Date	Prep Batch	Analytical Batch
Run #1	GG40973.D	1	01/29/13	LB	01/28/13	OP7406	GGG1084
Run #2							

	Initial Weight	Final Volume
Run #1	10.0 g	1.0 ml
Run #2		

## TPH Extractable w/ Silica Gel Cleanup

CAS No.	Compound	Result	RL	MDL	Units	Q
	TPH (Diesel)	ND	10	5.0	mg/kg	
	TPH (Motor Oil)	ND	20	10	mg/kg	

CAS No.	Surrogate Recoveries	Run# 1	Run# 2	Limits
630-01-3	Hexacosane	61%		37-122%

(a) All results reported on a wet weight basis.

ND = Not detected      MDL - Method Detection Limit  
 RL = Reporting Limit  
 E = Indicates value exceeds calibration range

J = Indicates an estimated value  
 B = Indicates analyte found in associated method blank  
 N = Indicates presumptive evidence of a compound



Accutest Laboratories

## Report of Analysis

Page 1 of 1

<b>Client Sample ID:</b> B-6@15'	<b>Date Sampled:</b> 01/26/13
<b>Lab Sample ID:</b> C25941-8	<b>Date Received:</b> 01/28/13
<b>Matrix:</b> SO - Soil	<b>Percent Solids:</b> n/a <sup>a</sup>
<b>Method:</b> SW846 8260B	
<b>Project:</b> T10000003424-San Lorenzo, CA	

Run #	File ID	DF	Analyzed	By	Prep Date	Prep Batch	Analytical Batch
Run #1	L22485.D	1	02/02/13	XB	n/a	n/a	VL712
Run #2							

Run #	Initial Weight
Run #1	5.20 g
Run #2	

## Purgeable Aromatics, MTBE

CAS No.	Compound	Result	RL	MDL	Units	Q
71-43-2	Benzene	ND	4.8	0.48	ug/kg	
108-88-3	Toluene	ND	4.8	0.48	ug/kg	
100-41-4	Ethylbenzene	ND	4.8	0.48	ug/kg	
1330-20-7	Xylene (total)	ND	9.6	0.96	ug/kg	
1634-04-4	Methyl Tert Butyl Ether	ND	4.8	0.96	ug/kg	

CAS No.	Surrogate Recoveries	Run# 1	Run# 2	Limits
1868-53-7	Dibromofluoromethane	105%		70-130%
2037-26-5	Toluene-D8	96%		70-130%
460-00-4	4-Bromofluorobenzene	97%		70-130%

(a) All results reported on a wet weight basis.

ND = Not detected      MDL - Method Detection Limit  
 RL = Reporting Limit  
 E = Indicates value exceeds calibration range

J = Indicates an estimated value  
 B = Indicates analyte found in associated method blank  
 N = Indicates presumptive evidence of a compound

Accutest Laboratories

## Report of Analysis

Page 1 of 1

<b>Client Sample ID:</b> B-6@15'		<b>Date Sampled:</b> 01/26/13
<b>Lab Sample ID:</b> C25941-8		<b>Date Received:</b> 01/28/13
<b>Matrix:</b> SO - Soil		<b>Percent Solids:</b> n/a <sup>a</sup>
<b>Method:</b> SW846 8270C SW846 3550B		
<b>Project:</b> T10000003424-San Lorenzo, CA		

Run #1	File ID	DF	Analyzed	By	Prep Date	Prep Batch	Analytical Batch
Run #1	Z2062.D	1	01/30/13	MT	01/28/13	OP7407	EZ105
Run #2							

Run #1	Initial Weight	Final Volume
Run #1	30.0 g	1.0 ml
Run #2		

## BN PAH List

CAS No.	Compound	Result	RL	MDL	Units	Q
83-32-9	Acenaphthene	ND	170	73	ug/kg	
208-96-8	Acenaphthylene	ND	170	78	ug/kg	
120-12-7	Anthracene	ND	170	54	ug/kg	
56-55-3	Benzo(a)anthracene	ND	170	33	ug/kg	
50-32-8	Benzo(a)pyrene	ND	170	33	ug/kg	
205-99-2	Benzo(b)fluoranthene	ND	170	33	ug/kg	
191-24-2	Benzo(g,h,i)perylene	ND	170	43	ug/kg	
207-08-9	Benzo(k)fluoranthene	ND	170	33	ug/kg	
218-01-9	Chrysene	ND	170	33	ug/kg	
53-70-3	Dibenzo(a,h)anthracene	ND	170	41	ug/kg	
206-44-0	Fluoranthene	ND	170	33	ug/kg	
86-73-7	Fluorene	ND	170	72	ug/kg	
193-39-5	Indeno(1,2,3-cd)pyrene	ND	170	43	ug/kg	
90-12-0	1-Methylnaphthalene	ND	170	76	ug/kg	
91-57-6	2-Methylnaphthalene	ND	170	80	ug/kg	
91-20-3	Naphthalene	ND	170	77	ug/kg	
85-01-8	Phenanthrene	ND	170	58	ug/kg	
129-00-0	Pyrene	ND	170	33	ug/kg	

CAS No.	Surrogate Recoveries	Run# 1	Run# 2	Limits
4165-60-0	Nitrobenzene-d5	93%		15-101%
321-60-8	2-Fluorobiphenyl	83%		15-104%
1718-51-0	Terphenyl-d14	101%		56-123%

(a) All results reported on a wet weight basis.

ND = Not detected MDL - Method Detection Limit

RL = Reporting Limit

E = Indicates value exceeds calibration range

J = Indicates an estimated value

B = Indicates analyte found in associated method blank

N = Indicates presumptive evidence of a compound

## Report of Analysis

<b>Client Sample ID:</b> B-6@15'	<b>Date Sampled:</b> 01/26/13
<b>Lab Sample ID:</b> C25941-8	<b>Date Received:</b> 01/28/13
<b>Matrix:</b> SO - Soil	<b>Percent Solids:</b> n/a <sup>a</sup>
<b>Method:</b> SW846 8015B M SW846 3545A	
<b>Project:</b> T10000003424-San Lorenzo, CA	

	File ID	DF	Analyzed	By	Prep Date	Prep Batch	Analytical Batch
Run #1	GG40974.D	1	01/29/13	LB	01/28/13	OP7406	GGG1084
Run #2							

	Initial Weight	Final Volume
Run #1	10.1 g	1.0 ml
Run #2		

## TPH Extractable w/ Silica Gel Cleanup

CAS No.	Compound	Result	RL	MDL	Units	Q
	TPH (Diesel)	ND	9.9	5.0	mg/kg	
	TPH (Motor Oil)	ND	20	9.9	mg/kg	

CAS No.	Surrogate Recoveries	Run# 1	Run# 2	Limits
630-01-3	Hexacosane	63%		37-122%

(a) All results reported on a wet weight basis.

ND = Not detected      MDL - Method Detection Limit  
 RL = Reporting Limit  
 E = Indicates value exceeds calibration range

J = Indicates an estimated value  
 B = Indicates analyte found in associated method blank  
 N = Indicates presumptive evidence of a compound

Accutest Laboratories

## Report of Analysis

Page 1 of 1

<b>Client Sample ID:</b> B-7@2 1/2'	
<b>Lab Sample ID:</b> C25941-9	<b>Date Sampled:</b> 01/26/13
<b>Matrix:</b> SO - Soil	<b>Date Received:</b> 01/28/13
<b>Method:</b> SW846 8260B	<b>Percent Solids:</b> n/a <sup>a</sup>
<b>Project:</b> T10000003424-San Lorenzo, CA	

	File ID	DF	Analyzed	By	Prep Date	Prep Batch	Analytical Batch
Run #1	L22486.D	1	02/02/13	XB	n/a	n/a	VL712
Run #2							

	Initial Weight
Run #1	5.05 g
Run #2	

## Purgeable Aromatics, MTBE

CAS No.	Compound	Result	RL	MDL	Units	Q
71-43-2	Benzene	ND	5.0	0.50	ug/kg	
108-88-3	Toluene	ND	5.0	0.50	ug/kg	
100-41-4	Ethylbenzene	ND	5.0	0.50	ug/kg	
1330-20-7	Xylene (total)	ND	9.9	0.99	ug/kg	
1634-04-4	Methyl Tert Butyl Ether	ND	5.0	0.99	ug/kg	

CAS No.	Surrogate Recoveries	Run# 1	Run# 2	Limits
1868-53-7	Dibromofluoromethane	105%		70-130%
2037-26-5	Toluene-D8	97%		70-130%
460-00-4	4-Bromofluorobenzene	95%		70-130%

(a) All results reported on a wet weight basis.

ND = Not detected      MDL - Method Detection Limit  
 RL = Reporting Limit  
 E = Indicates value exceeds calibration range

J = Indicates an estimated value  
 B = Indicates analyte found in associated method blank  
 N = Indicates presumptive evidence of a compound

Accutest Laboratories

## Report of Analysis

Page 1 of 1

<b>Client Sample ID:</b> B-7@2 1/2'		<b>Date Sampled:</b> 01/26/13
<b>Lab Sample ID:</b> C25941-9		<b>Date Received:</b> 01/28/13
<b>Matrix:</b> SO - Soil		<b>Percent Solids:</b> n/a <sup>a</sup>
<b>Method:</b> SW846 8270C SW846 3550B		
<b>Project:</b> T10000003424-San Lorenzo, CA		

	File ID	DF	Analyzed	By	Prep Date	Prep Batch	Analytical Batch
Run #1 <sup>b</sup>	Y18815.D	10	01/30/13	MT	01/28/13	OP7407	EY883
Run #2							

	Initial Weight	Final Volume
Run #1	30.0 g	1.0 ml
Run #2		

## BN PAH List

CAS No.	Compound	Result	RL	MDL	Units	Q
83-32-9	Acenaphthene	ND	1700	730	ug/kg	
208-96-8	Acenaphthylene	ND	1700	780	ug/kg	
120-12-7	Anthracene	ND	1700	540	ug/kg	
56-55-3	Benzo(a)anthracene	ND	1700	330	ug/kg	
50-32-8	Benzo(a)pyrene	ND	1700	330	ug/kg	
205-99-2	Benzo(b)fluoranthene	ND	1700	330	ug/kg	
191-24-2	Benzo(g,h,i)perylene	ND	1700	430	ug/kg	
207-08-9	Benzo(k)fluoranthene	ND	1700	330	ug/kg	
218-01-9	Chrysene	ND	1700	330	ug/kg	
53-70-3	Dibenzo(a,h)anthracene	ND	1700	410	ug/kg	
206-44-0	Fluoranthene	ND	1700	330	ug/kg	
86-73-7	Fluorene	ND	1700	720	ug/kg	
193-39-5	Indeno(1,2,3-cd)pyrene	ND	1700	430	ug/kg	
90-12-0	1-Methylnaphthalene	ND	1700	760	ug/kg	
91-57-6	2-Methylnaphthalene	ND	1700	800	ug/kg	
91-20-3	Naphthalene	ND	1700	770	ug/kg	
85-01-8	Phenanthrene	ND	1700	580	ug/kg	
129-00-0	Pyrene	ND	1700	330	ug/kg	

CAS No.	Surrogate Recoveries	Run# 1	Run# 2	Limits
4165-60-0	Nitrobenzene-d5	69%		15-101%
321-60-8	2-Fluorobiphenyl	82%		15-104%
1718-51-0	Terphenyl-d14	106%		56-123%

(a) All results reported on a wet weight basis.

(b) Dilution required due to matrix interference (dark and viscous extract; high concentration of non-target hydrocarbons).

ND = Not detected MDL - Method Detection Limit

RL = Reporting Limit

E = Indicates value exceeds calibration range

J = Indicates an estimated value

B = Indicates analyte found in associated method blank

N = Indicates presumptive evidence of a compound

## Report of Analysis

<b>Client Sample ID:</b> B-7@2 1/2'		<b>Date Sampled:</b> 01/26/13
<b>Lab Sample ID:</b> C25941-9		<b>Date Received:</b> 01/28/13
<b>Matrix:</b> SO - Soil		<b>Percent Solids:</b> n/a <sup>a</sup>
<b>Method:</b> SW846 8015B M SW846 3545A		
<b>Project:</b> T10000003424-San Lorenzo, CA		

	File ID	DF	Analyzed	By	Prep Date	Prep Batch	Analytical Batch
Run #1	GG40975.D	3	01/29/13	LB	01/28/13	OP7406	GGG1084
Run #2							

	Initial Weight	Final Volume
Run #1	10.0 g	1.0 ml
Run #2		

## TPH Extractable w/ Silica Gel Cleanup

CAS No.	Compound	Result	RL	MDL	Units	Q
	TPH (Diesel) <sup>b</sup>	69.7	30	15	mg/kg	
	TPH (Motor Oil) <sup>c</sup>	183	60	30	mg/kg	

CAS No.	Surrogate Recoveries	Run# 1	Run# 2	Limits
630-01-3	Hexacosane	70%		37-122%

(a) All results reported on a wet weight basis.

(b) Heating Oil is not a unique pattern. Historically Heating oil has been various petroleum hydrocarbon mixtures from C10-C40; this includes the Diesel and Motor Oil ranges. Therefore TPH in either range could be Heating Oil.

(c) Heating Oil is not a unique pattern. Historically Heating Oil has been various petroleum hydrocarbon mixtures from C10-C40; this includes the Diesel and Motor Oil ranges. Therefore TPH in either range could be Heating Oil.

ND = Not detected      MDL - Method Detection Limit  
 RL = Reporting Limit  
 E = Indicates value exceeds calibration range

J = Indicates an estimated value  
 B = Indicates analyte found in associated method blank  
 N = Indicates presumptive evidence of a compound

Accutest Laboratories

## Report of Analysis

Page 1 of 1

3.10  
3

<b>Client Sample ID:</b> B-7@5'		<b>Date Sampled:</b> 01/26/13
<b>Lab Sample ID:</b> C25941-10		<b>Date Received:</b> 01/28/13
<b>Matrix:</b> SO - Soil		<b>Percent Solids:</b> n/a <sup>a</sup>
<b>Method:</b> SW846 8260B		
<b>Project:</b> T10000003424-San Lorenzo, CA		

	File ID	DF	Analyzed	By	Prep Date	Prep Batch	Analytical Batch
Run #1	L22487.D	1	02/02/13	XB	n/a	n/a	VL712
Run #2							

	Initial Weight
Run #1	5.02 g
Run #2	

## Purgeable Aromatics, MTBE

CAS No.	Compound	Result	RL	MDL	Units	Q
71-43-2	Benzene	ND	5.0	0.50	ug/kg	
108-88-3	Toluene	ND	5.0	0.50	ug/kg	
100-41-4	Ethylbenzene	ND	5.0	0.50	ug/kg	
1330-20-7	Xylene (total)	ND	10	1.0	ug/kg	
1634-04-4	Methyl Tert Butyl Ether	ND	5.0	1.0	ug/kg	

CAS No.	Surrogate Recoveries	Run# 1	Run# 2	Limits
1868-53-7	Dibromofluoromethane	105%		70-130%
2037-26-5	Toluene-D8	96%		70-130%
460-00-4	4-Bromofluorobenzene	96%		70-130%

(a) All results reported on a wet weight basis.

ND = Not detected      MDL - Method Detection Limit  
 RL = Reporting Limit  
 E = Indicates value exceeds calibration range

J = Indicates an estimated value  
 B = Indicates analyte found in associated method blank  
 N = Indicates presumptive evidence of a compound

Accutest Laboratories

## Report of Analysis

Page 1 of 1

3.10  
3

<b>Client Sample ID:</b> B-7@5'		<b>Date Sampled:</b> 01/26/13
<b>Lab Sample ID:</b> C25941-10		<b>Date Received:</b> 01/28/13
<b>Matrix:</b> SO - Soil		<b>Percent Solids:</b> n/a <sup>a</sup>
<b>Method:</b> SW846 8270C SW846 3550B		
<b>Project:</b> T10000003424-San Lorenzo, CA		

Run #	File ID	DF	Analyzed	By	Prep Date	Prep Batch	Analytical Batch
Run #1 <sup>b</sup>	Y18816.D	2	01/30/13	MT	01/28/13	OP7407	EY883
Run #2							

Run #	Initial Weight	Final Volume
Run #1	30.1 g	1.0 ml
Run #2		

## BN PAH List

CAS No.	Compound	Result	RL	MDL	Units	Q
83-32-9	Acenaphthene	ND	330	150	ug/kg	
208-96-8	Acenaphthylene	ND	330	160	ug/kg	
120-12-7	Anthracene	ND	330	110	ug/kg	
56-55-3	Benzo(a)anthracene	ND	330	66	ug/kg	
50-32-8	Benzo(a)pyrene	ND	330	66	ug/kg	
205-99-2	Benzo(b)fluoranthene	ND	330	66	ug/kg	
191-24-2	Benzo(g,h,i)perylene	ND	330	86	ug/kg	
207-08-9	Benzo(k)fluoranthene	ND	330	66	ug/kg	
218-01-9	Chrysene	ND	330	66	ug/kg	
53-70-3	Dibenzo(a,h)anthracene	ND	330	82	ug/kg	
206-44-0	Fluoranthene	ND	330	66	ug/kg	
86-73-7	Fluorene	ND	330	140	ug/kg	
193-39-5	Indeno(1,2,3-cd)pyrene	ND	330	85	ug/kg	
90-12-0	1-Methylnaphthalene	ND	330	150	ug/kg	
91-57-6	2-Methylnaphthalene	ND	330	160	ug/kg	
91-20-3	Naphthalene	ND	330	150	ug/kg	
85-01-8	Phenanthrene	ND	330	120	ug/kg	
129-00-0	Pyrene	ND	330	66	ug/kg	

CAS No.	Surrogate Recoveries	Run# 1	Run# 2	Limits
4165-60-0	Nitrobenzene-d5	81%		15-101%
321-60-8	2-Fluorobiphenyl	85%		15-104%
1718-51-0	Terphenyl-d14	103%		56-123%

(a) All results reported on a wet weight basis.

(b) Dilution required due to matrix interference (dark and viscous extract; high concentration of non-target hydrocarbons).

ND = Not detected MDL - Method Detection Limit

RL = Reporting Limit

E = Indicates value exceeds calibration range

J = Indicates an estimated value

B = Indicates analyte found in associated method blank

N = Indicates presumptive evidence of a compound



## Report of Analysis

<b>Client Sample ID:</b> B-7@5'		<b>Date Sampled:</b> 01/26/13
<b>Lab Sample ID:</b> C25941-10		<b>Date Received:</b> 01/28/13
<b>Matrix:</b> SO - Soil		<b>Percent Solids:</b> n/a <sup>a</sup>
<b>Method:</b> SW846 8015B M SW846 3545A		
<b>Project:</b> T10000003424-San Lorenzo, CA		

Run #	File ID	DF	Analyzed	By	Prep Date	Prep Batch	Analytical Batch
Run #1	GG40979.D	1	01/29/13	LB	01/28/13	OP7406	GGG1084
Run #2							

Run #	Initial Weight	Final Volume
Run #1	10.1 g	1.0 ml
Run #2		

## TPH Extractable w/ Silica Gel Cleanup

CAS No.	Compound	Result	RL	MDL	Units	Q
	TPH (Diesel)	ND	9.9	5.0	mg/kg	
	TPH (Motor Oil)	55.6	20	9.9	mg/kg	

CAS No.	Surrogate Recoveries	Run# 1	Run# 2	Limits
630-01-3	Hexacosane	80%		37-122%

(a) All results reported on a wet weight basis.

ND = Not detected      MDL - Method Detection Limit  
 RL = Reporting Limit  
 E = Indicates value exceeds calibration range

J = Indicates an estimated value  
 B = Indicates analyte found in associated method blank  
 N = Indicates presumptive evidence of a compound

Accutest Laboratories

## Report of Analysis

Page 1 of 1

3.11

3

<b>Client Sample ID:</b> B-7@10'		<b>Date Sampled:</b> 01/26/13
<b>Lab Sample ID:</b> C25941-11		<b>Date Received:</b> 01/28/13
<b>Matrix:</b> SO - Soil		<b>Percent Solids:</b> n/a <sup>a</sup>
<b>Method:</b> SW846 8260B		
<b>Project:</b> T10000003424-San Lorenzo, CA		

	File ID	DF	Analyzed	By	Prep Date	Prep Batch	Analytical Batch
Run #1	L22488.D	1	02/02/13	XB	n/a	n/a	VL712
Run #2							

	Initial Weight
Run #1	5.00 g
Run #2	

## Purgeable Aromatics, MTBE

CAS No.	Compound	Result	RL	MDL	Units	Q
71-43-2	Benzene	ND	5.0	0.50	ug/kg	
108-88-3	Toluene	ND	5.0	0.50	ug/kg	
100-41-4	Ethylbenzene	ND	5.0	0.50	ug/kg	
1330-20-7	Xylene (total)	ND	10	1.0	ug/kg	
1634-04-4	Methyl Tert Butyl Ether	ND	5.0	1.0	ug/kg	

CAS No.	Surrogate Recoveries	Run# 1	Run# 2	Limits
1868-53-7	Dibromofluoromethane	104%		70-130%
2037-26-5	Toluene-D8	97%		70-130%
460-00-4	4-Bromofluorobenzene	96%		70-130%

(a) All results reported on a wet weight basis.

ND = Not detected      MDL - Method Detection Limit  
 RL = Reporting Limit  
 E = Indicates value exceeds calibration range

J = Indicates an estimated value  
 B = Indicates analyte found in associated method blank  
 N = Indicates presumptive evidence of a compound

## Report of Analysis

<b>Client Sample ID:</b> B-7@10'		<b>Date Sampled:</b> 01/26/13
<b>Lab Sample ID:</b> C25941-11		<b>Date Received:</b> 01/28/13
<b>Matrix:</b> SO - Soil		<b>Percent Solids:</b> n/a <sup>a</sup>
<b>Method:</b> SW846 8270C SW846 3550B		
<b>Project:</b> T10000003424-San Lorenzo, CA		

Run #1	File ID	DF	Analyzed	By	Prep Date	Prep Batch	Analytical Batch
Run #1	Z2063.D	1	01/30/13	MT	01/28/13	OP7407	EZ105
Run #2							

Run #1	Initial Weight	Final Volume
Run #1	30.0 g	1.0 ml
Run #2		

## BN PAH List

CAS No.	Compound	Result	RL	MDL	Units	Q
83-32-9	Acenaphthene	ND	170	73	ug/kg	
208-96-8	Acenaphthylene	ND	170	78	ug/kg	
120-12-7	Anthracene	ND	170	54	ug/kg	
56-55-3	Benzo(a)anthracene	ND	170	33	ug/kg	
50-32-8	Benzo(a)pyrene	ND	170	33	ug/kg	
205-99-2	Benzo(b)fluoranthene	ND	170	33	ug/kg	
191-24-2	Benzo(g,h,i)perylene	ND	170	43	ug/kg	
207-08-9	Benzo(k)fluoranthene	ND	170	33	ug/kg	
218-01-9	Chrysene	ND	170	33	ug/kg	
53-70-3	Dibenzo(a,h)anthracene	ND	170	41	ug/kg	
206-44-0	Fluoranthene	ND	170	33	ug/kg	
86-73-7	Fluorene	ND	170	72	ug/kg	
193-39-5	Indeno(1,2,3-cd)pyrene	ND	170	43	ug/kg	
90-12-0	1-Methylnaphthalene	ND	170	76	ug/kg	
91-57-6	2-Methylnaphthalene	ND	170	80	ug/kg	
91-20-3	Naphthalene	ND	170	77	ug/kg	
85-01-8	Phenanthrene	ND	170	58	ug/kg	
129-00-0	Pyrene	ND	170	33	ug/kg	

CAS No.	Surrogate Recoveries	Run# 1	Run# 2	Limits
4165-60-0	Nitrobenzene-d5	96%		15-101%
321-60-8	2-Fluorobiphenyl	87%		15-104%
1718-51-0	Terphenyl-d14	105%		56-123%

(a) All results reported on a wet weight basis.

ND = Not detected MDL - Method Detection Limit

RL = Reporting Limit

E = Indicates value exceeds calibration range

J = Indicates an estimated value

B = Indicates analyte found in associated method blank

N = Indicates presumptive evidence of a compound

## Report of Analysis

<b>Client Sample ID:</b> B-7@10'		<b>Date Sampled:</b> 01/26/13
<b>Lab Sample ID:</b> C25941-11		<b>Date Received:</b> 01/28/13
<b>Matrix:</b> SO - Soil		<b>Percent Solids:</b> n/a <sup>a</sup>
<b>Method:</b> SW846 8015B M SW846 3545A		
<b>Project:</b> T10000003424-San Lorenzo, CA		

Run #	File ID	DF	Analyzed	By	Prep Date	Prep Batch	Analytical Batch
Run #1	GG40980.D	1	01/29/13	LB	01/28/13	OP7406	GGG1084
Run #2							

Run #	Initial Weight	Final Volume
Run #1	10.0 g	1.0 ml
Run #2		

## TPH Extractable w/ Silica Gel Cleanup

CAS No.	Compound	Result	RL	MDL	Units	Q
	TPH (Diesel)	ND	10	5.0	mg/kg	
	TPH (Motor Oil)	30.2	20	10	mg/kg	

CAS No.	Surrogate Recoveries	Run# 1	Run# 2	Limits
630-01-3	Hexacosane	76%		37-122%

(a) All results reported on a wet weight basis.

ND = Not detected      MDL - Method Detection Limit  
 RL = Reporting Limit  
 E = Indicates value exceeds calibration range

J = Indicates an estimated value  
 B = Indicates analyte found in associated method blank  
 N = Indicates presumptive evidence of a compound

Accutest Laboratories

## Report of Analysis

Page 1 of 1

3.12  
3

<b>Client Sample ID:</b> B-7@15'		<b>Date Sampled:</b> 01/26/13
<b>Lab Sample ID:</b> C25941-12		<b>Date Received:</b> 01/28/13
<b>Matrix:</b> SO - Soil		<b>Percent Solids:</b> n/a <sup>a</sup>
<b>Method:</b> SW846 8260B		
<b>Project:</b> T10000003424-San Lorenzo, CA		

Run #1	File ID	DF	Analyzed	By	Prep Date	Prep Batch	Analytical Batch
Run #1	L22489.D	1	02/02/13	XB	n/a	n/a	VL712
Run #2							

Run #1	Initial Weight
Run #1	5.10 g
Run #2	

## Purgeable Aromatics, MTBE

CAS No.	Compound	Result	RL	MDL	Units	Q
71-43-2	Benzene	ND	4.9	0.49	ug/kg	
108-88-3	Toluene	ND	4.9	0.49	ug/kg	
100-41-4	Ethylbenzene	ND	4.9	0.49	ug/kg	
1330-20-7	Xylene (total)	ND	9.8	0.98	ug/kg	
1634-04-4	Methyl Tert Butyl Ether	ND	4.9	0.98	ug/kg	

CAS No.	Surrogate Recoveries	Run# 1	Run# 2	Limits
1868-53-7	Dibromofluoromethane	107%		70-130%
2037-26-5	Toluene-D8	97%		70-130%
460-00-4	4-Bromofluorobenzene	96%		70-130%

(a) All results reported on a wet weight basis.

ND = Not detected      MDL - Method Detection Limit  
 RL = Reporting Limit  
 E = Indicates value exceeds calibration range

J = Indicates an estimated value  
 B = Indicates analyte found in associated method blank  
 N = Indicates presumptive evidence of a compound

## Report of Analysis

<b>Client Sample ID:</b> B-7@15'		<b>Date Sampled:</b> 01/26/13
<b>Lab Sample ID:</b> C25941-12		<b>Date Received:</b> 01/28/13
<b>Matrix:</b> SO - Soil		<b>Percent Solids:</b> n/a <sup>a</sup>
<b>Method:</b> SW846 8270C SW846 3550B		
<b>Project:</b> T10000003424-San Lorenzo, CA		

Run #1	File ID	DF	Analyzed	By	Prep Date	Prep Batch	Analytical Batch
Run #1	Z2064.D	1	01/30/13	MT	01/28/13	OP7407	EZ105
Run #2							

Run #1	Initial Weight	Final Volume
Run #1	30.1 g	1.0 ml
Run #2		

## BN PAH List

CAS No.	Compound	Result	RL	MDL	Units	Q
83-32-9	Acenaphthene	ND	170	73	ug/kg	
208-96-8	Acenaphthylene	ND	170	78	ug/kg	
120-12-7	Anthracene	ND	170	53	ug/kg	
56-55-3	Benzo(a)anthracene	ND	170	33	ug/kg	
50-32-8	Benzo(a)pyrene	ND	170	33	ug/kg	
205-99-2	Benzo(b)fluoranthene	ND	170	33	ug/kg	
191-24-2	Benzo(g,h,i)perylene	ND	170	43	ug/kg	
207-08-9	Benzo(k)fluoranthene	ND	170	33	ug/kg	
218-01-9	Chrysene	ND	170	33	ug/kg	
53-70-3	Dibenzo(a,h)anthracene	ND	170	41	ug/kg	
206-44-0	Fluoranthene	ND	170	33	ug/kg	
86-73-7	Fluorene	ND	170	72	ug/kg	
193-39-5	Indeno(1,2,3-cd)pyrene	ND	170	42	ug/kg	
90-12-0	1-Methylnaphthalene	ND	170	76	ug/kg	
91-57-6	2-Methylnaphthalene	ND	170	79	ug/kg	
91-20-3	Naphthalene	ND	170	77	ug/kg	
85-01-8	Phenanthrene	ND	170	58	ug/kg	
129-00-0	Pyrene	ND	170	33	ug/kg	

CAS No.	Surrogate Recoveries	Run# 1	Run# 2	Limits
4165-60-0	Nitrobenzene-d5	81%		15-101%
321-60-8	2-Fluorobiphenyl	75%		15-104%
1718-51-0	Terphenyl-d14	97%		56-123%

(a) All results reported on a wet weight basis.

ND = Not detected MDL - Method Detection Limit

RL = Reporting Limit

E = Indicates value exceeds calibration range

J = Indicates an estimated value

B = Indicates analyte found in associated method blank

N = Indicates presumptive evidence of a compound

## Report of Analysis

<b>Client Sample ID:</b> B-7@15'		<b>Date Sampled:</b> 01/26/13
<b>Lab Sample ID:</b> C25941-12		<b>Date Received:</b> 01/28/13
<b>Matrix:</b> SO - Soil		<b>Percent Solids:</b> n/a <sup>a</sup>
<b>Method:</b> SW846 8015B M SW846 3545A		
<b>Project:</b> T10000003424-San Lorenzo, CA		

	File ID	DF	Analyzed	By	Prep Date	Prep Batch	Analytical Batch
Run #1	GG40981.D	1	01/29/13	LB	01/28/13	OP7406	GGG1084
Run #2							

	Initial Weight	Final Volume
Run #1	10.1 g	1.0 ml
Run #2		

## TPH Extractable w/ Silica Gel Cleanup

CAS No.	Compound	Result	RL	MDL	Units	Q
	TPH (Diesel)	ND	9.9	5.0	mg/kg	
	TPH (Motor Oil)	18.4	20	9.9	mg/kg	J

CAS No.	Surrogate Recoveries	Run# 1	Run# 2	Limits
630-01-3	Hexacosane	75%		37-122%

(a) All results reported on a wet weight basis.

ND = Not detected      MDL - Method Detection Limit  
 RL = Reporting Limit  
 E = Indicates value exceeds calibration range

J = Indicates an estimated value  
 B = Indicates analyte found in associated method blank  
 N = Indicates presumptive evidence of a compound

Accutest Laboratories

## Report of Analysis

Page 1 of 1

3.13

3

<b>Client Sample ID:</b> B-8@2 1/2'	<b>Date Sampled:</b> 01/26/13
<b>Lab Sample ID:</b> C25941-13	<b>Date Received:</b> 01/28/13
<b>Matrix:</b> SO - Soil	<b>Percent Solids:</b> n/a <sup>a</sup>
<b>Method:</b> SW846 8260B	
<b>Project:</b> T10000003424-San Lorenzo, CA	

Run #	File ID	DF	Analyzed	By	Prep Date	Prep Batch	Analytical Batch
Run #1	L22490.D	1	02/02/13	XB	n/a	n/a	VL712
Run #2							

Run #	Initial Weight
Run #1	5.02 g
Run #2	

## Purgeable Aromatics, MTBE

CAS No.	Compound	Result	RL	MDL	Units	Q
71-43-2	Benzene	ND	5.0	0.50	ug/kg	
108-88-3	Toluene	ND	5.0	0.50	ug/kg	
100-41-4	Ethylbenzene	ND	5.0	0.50	ug/kg	
1330-20-7	Xylene (total)	ND	10	1.0	ug/kg	
1634-04-4	Methyl Tert Butyl Ether	ND	5.0	1.0	ug/kg	

CAS No.	Surrogate Recoveries	Run# 1	Run# 2	Limits
1868-53-7	Dibromofluoromethane	104%		70-130%
2037-26-5	Toluene-D8	96%		70-130%
460-00-4	4-Bromofluorobenzene	94%		70-130%

(a) All results reported on a wet weight basis.

ND = Not detected      MDL - Method Detection Limit  
 RL = Reporting Limit  
 E = Indicates value exceeds calibration range

J = Indicates an estimated value  
 B = Indicates analyte found in associated method blank  
 N = Indicates presumptive evidence of a compound



Accutest Laboratories

## Report of Analysis

Page 1 of 1

3.13

3

<b>Client Sample ID:</b> B-8@2 1/2'		<b>Date Sampled:</b> 01/26/13
<b>Lab Sample ID:</b> C25941-13		<b>Date Received:</b> 01/28/13
<b>Matrix:</b> SO - Soil		<b>Percent Solids:</b> n/a <sup>a</sup>
<b>Method:</b> SW846 8270C SW846 3550B		
<b>Project:</b> T10000003424-San Lorenzo, CA		

Run #1	File ID	DF	Analyzed	By	Prep Date	Prep Batch	Analytical Batch
Run #1	Z2065.D	1	01/30/13	MT	01/28/13	OP7407	EZ105
Run #2							

Run #1	Initial Weight	Final Volume
Run #1	30.1 g	1.0 ml
Run #2		

## BN PAH List

CAS No.	Compound	Result	RL	MDL	Units	Q
83-32-9	Acenaphthene	ND	170	73	ug/kg	
208-96-8	Acenaphthylene	ND	170	78	ug/kg	
120-12-7	Anthracene	ND	170	54	ug/kg	
56-55-3	Benzo(a)anthracene	ND	170	33	ug/kg	
50-32-8	Benzo(a)pyrene	ND	170	33	ug/kg	
205-99-2	Benzo(b)fluoranthene	ND	170	33	ug/kg	
191-24-2	Benzo(g,h,i)perylene	ND	170	43	ug/kg	
207-08-9	Benzo(k)fluoranthene	ND	170	33	ug/kg	
218-01-9	Chrysene	ND	170	33	ug/kg	
53-70-3	Dibenzo(a,h)anthracene	ND	170	41	ug/kg	
206-44-0	Fluoranthene	ND	170	33	ug/kg	
86-73-7	Fluorene	ND	170	72	ug/kg	
193-39-5	Indeno(1,2,3-cd)pyrene	ND	170	43	ug/kg	
90-12-0	1-Methylnaphthalene	ND	170	76	ug/kg	
91-57-6	2-Methylnaphthalene	ND	170	79	ug/kg	
91-20-3	Naphthalene	ND	170	77	ug/kg	
85-01-8	Phenanthrene	ND	170	58	ug/kg	
129-00-0	Pyrene	ND	170	33	ug/kg	

CAS No.	Surrogate Recoveries	Run# 1	Run# 2	Limits
4165-60-0	Nitrobenzene-d5	80%		15-101%
321-60-8	2-Fluorobiphenyl	74%		15-104%
1718-51-0	Terphenyl-d14	96%		56-123%

(a) All results reported on a wet weight basis.

ND = Not detected MDL - Method Detection Limit

RL = Reporting Limit

E = Indicates value exceeds calibration range

J = Indicates an estimated value

B = Indicates analyte found in associated method blank

N = Indicates presumptive evidence of a compound

## Report of Analysis

<b>Client Sample ID:</b> B-8@2 1/2'	<b>Date Sampled:</b> 01/26/13
<b>Lab Sample ID:</b> C25941-13	<b>Date Received:</b> 01/28/13
<b>Matrix:</b> SO - Soil	<b>Percent Solids:</b> n/a <sup>a</sup>
<b>Method:</b> SW846 8015B M SW846 3545A	
<b>Project:</b> T10000003424-San Lorenzo, CA	

Run #	File ID	DF	Analyzed	By	Prep Date	Prep Batch	Analytical Batch
Run #1	GG40982.D	1	01/29/13	LB	01/28/13	OP7406	GGG1084
Run #2							

Run #	Initial Weight	Final Volume
Run #1	10.1 g	1.0 ml
Run #2		

## TPH Extractable w/ Silica Gel Cleanup

CAS No.	Compound	Result	RL	MDL	Units	Q
	TPH (Diesel)	ND	9.9	5.0	mg/kg	
	TPH (Motor Oil)	ND	20	9.9	mg/kg	

CAS No.	Surrogate Recoveries	Run# 1	Run# 2	Limits
630-01-3	Hexacosane	70%		37-122%

(a) All results reported on a wet weight basis.

ND = Not detected      MDL - Method Detection Limit  
 RL = Reporting Limit  
 E = Indicates value exceeds calibration range

J = Indicates an estimated value  
 B = Indicates analyte found in associated method blank  
 N = Indicates presumptive evidence of a compound

Accutest Laboratories

## Report of Analysis

Page 1 of 1

3.14

3

<b>Client Sample ID:</b> B-8@5'		<b>Date Sampled:</b> 01/26/13
<b>Lab Sample ID:</b> C25941-14		<b>Date Received:</b> 01/28/13
<b>Matrix:</b> SO - Soil		<b>Percent Solids:</b> n/a <sup>a</sup>
<b>Method:</b> SW846 8260B		
<b>Project:</b> T10000003424-San Lorenzo, CA		

	File ID	DF	Analyzed	By	Prep Date	Prep Batch	Analytical Batch
Run #1	L22491.D	1	02/02/13	XB	n/a	n/a	VL712
Run #2							

	Initial Weight
Run #1	5.07 g
Run #2	

## Purgeable Aromatics, MTBE

CAS No.	Compound	Result	RL	MDL	Units	Q
71-43-2	Benzene	ND	4.9	0.49	ug/kg	
108-88-3	Toluene	ND	4.9	0.49	ug/kg	
100-41-4	Ethylbenzene	ND	4.9	0.49	ug/kg	
1330-20-7	Xylene (total)	ND	9.9	0.99	ug/kg	
1634-04-4	Methyl Tert Butyl Ether	ND	4.9	0.99	ug/kg	

CAS No.	Surrogate Recoveries	Run# 1	Run# 2	Limits
1868-53-7	Dibromofluoromethane	103%		70-130%
2037-26-5	Toluene-D8	97%		70-130%
460-00-4	4-Bromofluorobenzene	96%		70-130%

(a) All results reported on a wet weight basis.

ND = Not detected      MDL - Method Detection Limit  
 RL = Reporting Limit  
 E = Indicates value exceeds calibration range

J = Indicates an estimated value  
 B = Indicates analyte found in associated method blank  
 N = Indicates presumptive evidence of a compound

## Report of Analysis

<b>Client Sample ID:</b> B-8@5'		<b>Date Sampled:</b> 01/26/13
<b>Lab Sample ID:</b> C25941-14		<b>Date Received:</b> 01/28/13
<b>Matrix:</b> SO - Soil		<b>Percent Solids:</b> n/a <sup>a</sup>
<b>Method:</b> SW846 8270C SW846 3550B		
<b>Project:</b> T10000003424-San Lorenzo, CA		

Run #1	File ID	DF	Analyzed	By	Prep Date	Prep Batch	Analytical Batch
Run #1	Y18827.D	1	01/31/13	MT	01/28/13	OP7407	EY883
Run #2							

Run #1	Initial Weight	Final Volume
Run #1	30.1 g	1.0 ml
Run #2		

## BN PAH List

CAS No.	Compound	Result	RL	MDL	Units	Q
83-32-9	Acenaphthene	ND	170	73	ug/kg	
208-96-8	Acenaphthylene	ND	170	78	ug/kg	
120-12-7	Anthracene	ND	170	54	ug/kg	
56-55-3	Benzo(a)anthracene	ND	170	33	ug/kg	
50-32-8	Benzo(a)pyrene	ND	170	33	ug/kg	
205-99-2	Benzo(b)fluoranthene	ND	170	33	ug/kg	
191-24-2	Benzo(g,h,i)perylene	ND	170	43	ug/kg	
207-08-9	Benzo(k)fluoranthene	ND	170	33	ug/kg	
218-01-9	Chrysene	ND	170	33	ug/kg	
53-70-3	Dibenzo(a,h)anthracene	ND	170	41	ug/kg	
206-44-0	Fluoranthene	ND	170	33	ug/kg	
86-73-7	Fluorene	ND	170	72	ug/kg	
193-39-5	Indeno(1,2,3-cd)pyrene	ND	170	43	ug/kg	
90-12-0	1-Methylnaphthalene	ND	170	76	ug/kg	
91-57-6	2-Methylnaphthalene	ND	170	80	ug/kg	
91-20-3	Naphthalene	ND	170	77	ug/kg	
85-01-8	Phenanthrene	ND	170	58	ug/kg	
129-00-0	Pyrene	ND	170	33	ug/kg	

CAS No.	Surrogate Recoveries	Run# 1	Run# 2	Limits
4165-60-0	Nitrobenzene-d5	73%		15-101%
321-60-8	2-Fluorobiphenyl	78%		15-104%
1718-51-0	Terphenyl-d14	109%		56-123%

(a) All results reported on a wet weight basis.

ND = Not detected MDL - Method Detection Limit

RL = Reporting Limit

E = Indicates value exceeds calibration range

J = Indicates an estimated value

B = Indicates analyte found in associated method blank

N = Indicates presumptive evidence of a compound

## Report of Analysis

<b>Client Sample ID:</b> B-8@5'		<b>Date Sampled:</b> 01/26/13
<b>Lab Sample ID:</b> C25941-14		<b>Date Received:</b> 01/28/13
<b>Matrix:</b> SO - Soil		<b>Percent Solids:</b> n/a <sup>a</sup>
<b>Method:</b> SW846 8015B M SW846 3545A		
<b>Project:</b> T10000003424-San Lorenzo, CA		

	File ID	DF	Analyzed	By	Prep Date	Prep Batch	Analytical Batch
Run #1	GG40983.D	1	01/29/13	LB	01/28/13	OP7406	GGG1084
Run #2							

	Initial Weight	Final Volume
Run #1	10.0 g	1.0 ml
Run #2		

## TPH Extractable w/ Silica Gel Cleanup

CAS No.	Compound	Result	RL	MDL	Units	Q
	TPH (Diesel)	ND	10	5.0	mg/kg	
	TPH (Motor Oil)	22.5	20	10	mg/kg	

CAS No.	Surrogate Recoveries	Run# 1	Run# 2	Limits
630-01-3	Hexacosane	70%		37-122%

(a) All results reported on a wet weight basis.

ND = Not detected      MDL - Method Detection Limit  
 RL = Reporting Limit  
 E = Indicates value exceeds calibration range

J = Indicates an estimated value  
 B = Indicates analyte found in associated method blank  
 N = Indicates presumptive evidence of a compound

Accutest Laboratories

## Report of Analysis

Page 1 of 1

3.15

3

<b>Client Sample ID:</b> B-8@10'		<b>Date Sampled:</b> 01/26/13
<b>Lab Sample ID:</b> C25941-15		<b>Date Received:</b> 01/28/13
<b>Matrix:</b> SO - Soil		<b>Percent Solids:</b> n/a <sup>a</sup>
<b>Method:</b> SW846 8260B		
<b>Project:</b> T10000003424-San Lorenzo, CA		

	File ID	DF	Analyzed	By	Prep Date	Prep Batch	Analytical Batch
Run #1	L22542.D	1	02/05/13	XB	n/a	n/a	VL714
Run #2							

	Initial Weight
Run #1	5.02 g
Run #2	

## Purgeable Aromatics, MTBE

CAS No.	Compound	Result	RL	MDL	Units	Q
71-43-2	Benzene	ND	5.0	0.50	ug/kg	
108-88-3	Toluene	ND	5.0	0.50	ug/kg	
100-41-4	Ethylbenzene	ND	5.0	0.50	ug/kg	
1330-20-7	Xylene (total)	ND	10	1.0	ug/kg	
1634-04-4	Methyl Tert Butyl Ether	ND	5.0	1.0	ug/kg	

CAS No.	Surrogate Recoveries	Run# 1	Run# 2	Limits
1868-53-7	Dibromofluoromethane	105%		70-130%
2037-26-5	Toluene-D8	96%		70-130%
460-00-4	4-Bromofluorobenzene	97%		70-130%

(a) All results reported on a wet weight basis.

ND = Not detected      MDL - Method Detection Limit  
 RL = Reporting Limit  
 E = Indicates value exceeds calibration range

J = Indicates an estimated value  
 B = Indicates analyte found in associated method blank  
 N = Indicates presumptive evidence of a compound

Accutest Laboratories

## Report of Analysis

Page 1 of 1

3.15

3

<b>Client Sample ID:</b> B-8@10'		<b>Date Sampled:</b> 01/26/13
<b>Lab Sample ID:</b> C25941-15		<b>Date Received:</b> 01/28/13
<b>Matrix:</b> SO - Soil		<b>Percent Solids:</b> n/a <sup>a</sup>
<b>Method:</b> SW846 8270C SW846 3550B		
<b>Project:</b> T10000003424-San Lorenzo, CA		

Run #1	File ID	DF	Analyzed	By	Prep Date	Prep Batch	Analytical Batch
Run #1	Y18821.D	1	01/30/13	MT	01/29/13	OP7411	EY883
Run #2							

Run #1	Initial Weight	Final Volume
Run #1	30.1 g	1.0 ml
Run #2		

## BN PAH List

CAS No.	Compound	Result	RL	MDL	Units	Q
83-32-9	Acenaphthene	ND	170	73	ug/kg	
208-96-8	Acenaphthylene	ND	170	78	ug/kg	
120-12-7	Anthracene	ND	170	54	ug/kg	
56-55-3	Benzo(a)anthracene	ND	170	33	ug/kg	
50-32-8	Benzo(a)pyrene	ND	170	33	ug/kg	
205-99-2	Benzo(b)fluoranthene	ND	170	33	ug/kg	
191-24-2	Benzo(g,h,i)perylene	ND	170	43	ug/kg	
207-08-9	Benzo(k)fluoranthene	ND	170	33	ug/kg	
218-01-9	Chrysene	ND	170	33	ug/kg	
53-70-3	Dibenzo(a,h)anthracene	ND	170	41	ug/kg	
206-44-0	Fluoranthene	ND	170	33	ug/kg	
86-73-7	Fluorene	ND	170	72	ug/kg	
193-39-5	Indeno(1,2,3-cd)pyrene	ND	170	43	ug/kg	
90-12-0	1-Methylnaphthalene	ND	170	76	ug/kg	
91-57-6	2-Methylnaphthalene	ND	170	79	ug/kg	
91-20-3	Naphthalene	ND	170	77	ug/kg	
85-01-8	Phenanthrene	ND	170	58	ug/kg	
129-00-0	Pyrene	ND	170	33	ug/kg	

CAS No.	Surrogate Recoveries	Run# 1	Run# 2	Limits
4165-60-0	Nitrobenzene-d5	79%		15-101%
321-60-8	2-Fluorobiphenyl	82%		15-104%
1718-51-0	Terphenyl-d14	107%		56-123%

(a) All results reported on a wet weight basis.

ND = Not detected MDL - Method Detection Limit

RL = Reporting Limit

E = Indicates value exceeds calibration range

J = Indicates an estimated value

B = Indicates analyte found in associated method blank

N = Indicates presumptive evidence of a compound

## Report of Analysis

<b>Client Sample ID:</b> B-8@10'		<b>Date Sampled:</b> 01/26/13
<b>Lab Sample ID:</b> C25941-15		<b>Date Received:</b> 01/28/13
<b>Matrix:</b> SO - Soil		<b>Percent Solids:</b> n/a <sup>a</sup>
<b>Method:</b> SW846 8015B M SW846 3545A		
<b>Project:</b> T10000003424-San Lorenzo, CA		

	File ID	DF	Analyzed	By	Prep Date	Prep Batch	Analytical Batch
Run #1	GG40984.D	1	01/29/13	LB	01/28/13	OP7406	GGG1084
Run #2							

	Initial Weight	Final Volume
Run #1	10.1 g	1.0 ml
Run #2		

## TPH Extractable w/ Silica Gel Cleanup

CAS No.	Compound	Result	RL	MDL	Units	Q
	TPH (Diesel)	ND	9.9	5.0	mg/kg	
	TPH (Motor Oil)	17.9	20	9.9	mg/kg	J

CAS No.	Surrogate Recoveries	Run# 1	Run# 2	Limits
630-01-3	Hexacosane	57%		37-122%

(a) All results reported on a wet weight basis.

ND = Not detected      MDL - Method Detection Limit  
 RL = Reporting Limit  
 E = Indicates value exceeds calibration range

J = Indicates an estimated value  
 B = Indicates analyte found in associated method blank  
 N = Indicates presumptive evidence of a compound



Accutest Laboratories

## Report of Analysis

Page 1 of 1

3.16

3

<b>Client Sample ID:</b> B-8@15'		<b>Date Sampled:</b> 01/26/13
<b>Lab Sample ID:</b> C25941-16		<b>Date Received:</b> 01/28/13
<b>Matrix:</b> SO - Soil		<b>Percent Solids:</b> n/a <sup>a</sup>
<b>Method:</b> SW846 8260B		
<b>Project:</b> T10000003424-San Lorenzo, CA		

Run #	File ID	DF	Analyzed	By	Prep Date	Prep Batch	Analytical Batch
Run #1	L22543.D	1	02/05/13	XB	n/a	n/a	VL714
Run #2							

Run #	Initial Weight
Run #1	5.13 g
Run #2	

## Purgeable Aromatics, MTBE

CAS No.	Compound	Result	RL	MDL	Units	Q
71-43-2	Benzene	ND	4.9	0.49	ug/kg	
108-88-3	Toluene	ND	4.9	0.49	ug/kg	
100-41-4	Ethylbenzene	ND	4.9	0.49	ug/kg	
1330-20-7	Xylene (total)	ND	9.7	0.97	ug/kg	
1634-04-4	Methyl Tert Butyl Ether	ND	4.9	0.97	ug/kg	

CAS No.	Surrogate Recoveries	Run# 1	Run# 2	Limits
1868-53-7	Dibromofluoromethane	105%		70-130%
2037-26-5	Toluene-D8	95%		70-130%
460-00-4	4-Bromofluorobenzene	97%		70-130%

(a) All results reported on a wet weight basis.

ND = Not detected      MDL - Method Detection Limit  
 RL = Reporting Limit  
 E = Indicates value exceeds calibration range

J = Indicates an estimated value  
 B = Indicates analyte found in associated method blank  
 N = Indicates presumptive evidence of a compound

## Report of Analysis

<b>Client Sample ID:</b> B-8@15'		<b>Date Sampled:</b> 01/26/13
<b>Lab Sample ID:</b> C25941-16		<b>Date Received:</b> 01/28/13
<b>Matrix:</b> SO - Soil		<b>Percent Solids:</b> n/a <sup>a</sup>
<b>Method:</b> SW846 8270C SW846 3550B		
<b>Project:</b> T10000003424-San Lorenzo, CA		

Run #1	File ID	DF	Analyzed	By	Prep Date	Prep Batch	Analytical Batch
Run #1	Y18810.D	1	01/30/13	MT	01/29/13	OP7411	EY883
Run #2							

Run #1	Initial Weight	Final Volume
Run #1	30.2 g	1.0 ml
Run #2		

## BN PAH List

CAS No.	Compound	Result	RL	MDL	Units	Q
83-32-9	Acenaphthene	ND	170	73	ug/kg	
208-96-8	Acenaphthylene	ND	170	78	ug/kg	
120-12-7	Anthracene	ND	170	53	ug/kg	
56-55-3	Benzo(a)anthracene	ND	170	33	ug/kg	
50-32-8	Benzo(a)pyrene	ND	170	33	ug/kg	
205-99-2	Benzo(b)fluoranthene	ND	170	33	ug/kg	
191-24-2	Benzo(g,h,i)perylene	ND	170	43	ug/kg	
207-08-9	Benzo(k)fluoranthene	ND	170	33	ug/kg	
218-01-9	Chrysene	ND	170	33	ug/kg	
53-70-3	Dibenzo(a,h)anthracene	ND	170	41	ug/kg	
206-44-0	Fluoranthene	ND	170	33	ug/kg	
86-73-7	Fluorene	ND	170	72	ug/kg	
193-39-5	Indeno(1,2,3-cd)pyrene	ND	170	42	ug/kg	
90-12-0	1-Methylnaphthalene	ND	170	76	ug/kg	
91-57-6	2-Methylnaphthalene	ND	170	79	ug/kg	
91-20-3	Naphthalene	ND	170	77	ug/kg	
85-01-8	Phenanthrene	ND	170	58	ug/kg	
129-00-0	Pyrene	ND	170	33	ug/kg	

CAS No.	Surrogate Recoveries	Run# 1	Run# 2	Limits
4165-60-0	Nitrobenzene-d5	81%		15-101%
321-60-8	2-Fluorobiphenyl	85%		15-104%
1718-51-0	Terphenyl-d14	110%		56-123%

(a) All results reported on a wet weight basis.

ND = Not detected MDL - Method Detection Limit

RL = Reporting Limit

E = Indicates value exceeds calibration range

J = Indicates an estimated value

B = Indicates analyte found in associated method blank

N = Indicates presumptive evidence of a compound

## Report of Analysis

<b>Client Sample ID:</b> B-8@15'		<b>Date Sampled:</b> 01/26/13
<b>Lab Sample ID:</b> C25941-16		<b>Date Received:</b> 01/28/13
<b>Matrix:</b> SO - Soil		<b>Percent Solids:</b> n/a <sup>a</sup>
<b>Method:</b> SW846 8015B M SW846 3545A		
<b>Project:</b> T10000003424-San Lorenzo, CA		

	File ID	DF	Analyzed	By	Prep Date	Prep Batch	Analytical Batch
Run #1	GG40985.D	1	01/29/13	LB	01/28/13	OP7406	GGG1084
Run #2							

	Initial Weight	Final Volume
Run #1	10.1 g	1.0 ml
Run #2		

## TPH Extractable w/ Silica Gel Cleanup

CAS No.	Compound	Result	RL	MDL	Units	Q
	TPH (Diesel)	ND	10	5.0	mg/kg	
	TPH (Motor Oil)	15.7	20	10	mg/kg	J

CAS No.	Surrogate Recoveries	Run# 1	Run# 2	Limits
630-01-3	Hexacosane	72%		37-122%

(a) All results reported on a wet weight basis.

ND = Not detected      MDL - Method Detection Limit  
 RL = Reporting Limit  
 E = Indicates value exceeds calibration range

J = Indicates an estimated value  
 B = Indicates analyte found in associated method blank  
 N = Indicates presumptive evidence of a compound

Accutest Laboratories

## Report of Analysis

Page 1 of 1

3.17

3

<b>Client Sample ID:</b> B-9@2 1/2'		<b>Date Sampled:</b> 01/26/13
<b>Lab Sample ID:</b> C25941-17		<b>Date Received:</b> 01/28/13
<b>Matrix:</b> SO - Soil		<b>Percent Solids:</b> n/a <sup>a</sup>
<b>Method:</b> SW846 8260B		
<b>Project:</b> T10000003424-San Lorenzo, CA		

	File ID	DF	Analyzed	By	Prep Date	Prep Batch	Analytical Batch
Run #1	L22544.D	1	02/05/13	XB	n/a	n/a	VL714
Run #2							

	Initial Weight
Run #1	5.04 g
Run #2	

## Purgeable Aromatics, MTBE

CAS No.	Compound	Result	RL	MDL	Units	Q
71-43-2	Benzene	ND	5.0	0.50	ug/kg	
108-88-3	Toluene	ND	5.0	0.50	ug/kg	
100-41-4	Ethylbenzene	ND	5.0	0.50	ug/kg	
1330-20-7	Xylene (total)	ND	9.9	0.99	ug/kg	
1634-04-4	Methyl Tert Butyl Ether	ND	5.0	0.99	ug/kg	

CAS No.	Surrogate Recoveries	Run# 1	Run# 2	Limits
1868-53-7	Dibromofluoromethane	104%		70-130%
2037-26-5	Toluene-D8	96%		70-130%
460-00-4	4-Bromofluorobenzene	96%		70-130%

(a) All results reported on a wet weight basis.

ND = Not detected      MDL - Method Detection Limit  
 RL = Reporting Limit  
 E = Indicates value exceeds calibration range

J = Indicates an estimated value  
 B = Indicates analyte found in associated method blank  
 N = Indicates presumptive evidence of a compound

## Report of Analysis

<b>Client Sample ID:</b> B-9@2 1/2'		<b>Date Sampled:</b> 01/26/13
<b>Lab Sample ID:</b> C25941-17		<b>Date Received:</b> 01/28/13
<b>Matrix:</b> SO - Soil		<b>Percent Solids:</b> n/a <sup>a</sup>
<b>Method:</b> SW846 8270C SW846 3550B		
<b>Project:</b> T10000003424-San Lorenzo, CA		

Run #	File ID	DF	Analyzed	By	Prep Date	Prep Batch	Analytical Batch
Run #1 <sup>b</sup>	Y18817.D	10	01/30/13	MT	01/29/13	OP7411	EY883
Run #2							

Run #	Initial Weight	Final Volume
Run #1	30.0 g	1.0 ml
Run #2		

## BN PAH List

CAS No.	Compound	Result	RL	MDL	Units	Q
83-32-9	Acenaphthene	ND	1700	730	ug/kg	
208-96-8	Acenaphthylene	ND	1700	780	ug/kg	
120-12-7	Anthracene	ND	1700	540	ug/kg	
56-55-3	Benzo(a)anthracene	ND	1700	330	ug/kg	
50-32-8	Benzo(a)pyrene	ND	1700	330	ug/kg	
205-99-2	Benzo(b)fluoranthene	ND	1700	330	ug/kg	
191-24-2	Benzo(g,h,i)perylene	ND	1700	430	ug/kg	
207-08-9	Benzo(k)fluoranthene	ND	1700	330	ug/kg	
218-01-9	Chrysene	ND	1700	330	ug/kg	
53-70-3	Dibenzo(a,h)anthracene	ND	1700	410	ug/kg	
206-44-0	Fluoranthene	ND	1700	330	ug/kg	
86-73-7	Fluorene	ND	1700	720	ug/kg	
193-39-5	Indeno(1,2,3-cd)pyrene	ND	1700	430	ug/kg	
90-12-0	1-Methylnaphthalene	ND	1700	760	ug/kg	
91-57-6	2-Methylnaphthalene	ND	1700	800	ug/kg	
91-20-3	Naphthalene	ND	1700	770	ug/kg	
85-01-8	Phenanthrene	ND	1700	580	ug/kg	
129-00-0	Pyrene	ND	1700	330	ug/kg	

CAS No.	Surrogate Recoveries	Run# 1	Run# 2	Limits
4165-60-0	Nitrobenzene-d5	77%		15-101%
321-60-8	2-Fluorobiphenyl	83%		15-104%
1718-51-0	Terphenyl-d14	99%		56-123%

(a) All results reported on a wet weight basis.

(b) Dilution required due to matrix interference (dark and viscous extract; high concentration of non-target hydrocarbons).

ND = Not detected MDL - Method Detection Limit

RL = Reporting Limit

E = Indicates value exceeds calibration range

J = Indicates an estimated value

B = Indicates analyte found in associated method blank

N = Indicates presumptive evidence of a compound

## Report of Analysis

<b>Client Sample ID:</b> B-9@2 1/2'	<b>Date Sampled:</b> 01/26/13
<b>Lab Sample ID:</b> C25941-17	<b>Date Received:</b> 01/28/13
<b>Matrix:</b> SO - Soil	<b>Percent Solids:</b> n/a <sup>a</sup>
<b>Method:</b> SW846 8015B M SW846 3545A	
<b>Project:</b> T10000003424-San Lorenzo, CA	

	File ID	DF	Analyzed	By	Prep Date	Prep Batch	Analytical Batch
Run #1	GG40990.D	3	01/29/13	LB	01/28/13	OP7406	GGG1084
Run #2							

	Initial Weight	Final Volume
Run #1	10.1 g	1.0 ml
Run #2		

## TPH Extractable w/ Silica Gel Cleanup

CAS No.	Compound	Result	RL	MDL	Units	Q
	TPH (Diesel)	ND	30	15	mg/kg	
	TPH (Motor Oil)	138	59	30	mg/kg	

CAS No.	Surrogate Recoveries	Run# 1	Run# 2	Limits
630-01-3	Hexacosane	70%		37-122%

(a) All results reported on a wet weight basis.

ND = Not detected      MDL - Method Detection Limit  
 RL = Reporting Limit  
 E = Indicates value exceeds calibration range

J = Indicates an estimated value  
 B = Indicates analyte found in associated method blank  
 N = Indicates presumptive evidence of a compound

Accutest Laboratories

## Report of Analysis

Page 1 of 1

3.18

3

<b>Client Sample ID:</b> B-9@5'		<b>Date Sampled:</b> 01/26/13
<b>Lab Sample ID:</b> C25941-18		<b>Date Received:</b> 01/28/13
<b>Matrix:</b> SO - Soil		<b>Percent Solids:</b> n/a <sup>a</sup>
<b>Method:</b> SW846 8260B		
<b>Project:</b> T10000003424-San Lorenzo, CA		

	File ID	DF	Analyzed	By	Prep Date	Prep Batch	Analytical Batch
Run #1	L22545.D	1	02/05/13	XB	n/a	n/a	VL714
Run #2							

	Initial Weight
Run #1	5.12 g
Run #2	

## Purgeable Aromatics, MTBE

CAS No.	Compound	Result	RL	MDL	Units	Q
71-43-2	Benzene	ND	4.9	0.49	ug/kg	
108-88-3	Toluene	ND	4.9	0.49	ug/kg	
100-41-4	Ethylbenzene	ND	4.9	0.49	ug/kg	
1330-20-7	Xylene (total)	ND	9.8	0.98	ug/kg	
1634-04-4	Methyl Tert Butyl Ether	ND	4.9	0.98	ug/kg	

CAS No.	Surrogate Recoveries	Run# 1	Run# 2	Limits
1868-53-7	Dibromofluoromethane	107%		70-130%
2037-26-5	Toluene-D8	97%		70-130%
460-00-4	4-Bromofluorobenzene	97%		70-130%

(a) All results reported on a wet weight basis.

ND = Not detected      MDL - Method Detection Limit  
 RL = Reporting Limit  
 E = Indicates value exceeds calibration range

J = Indicates an estimated value  
 B = Indicates analyte found in associated method blank  
 N = Indicates presumptive evidence of a compound

Accutest Laboratories

## Report of Analysis

Page 1 of 1

3.18

3

<b>Client Sample ID:</b> B-9@5'		<b>Date Sampled:</b> 01/26/13
<b>Lab Sample ID:</b> C25941-18		<b>Date Received:</b> 01/28/13
<b>Matrix:</b> SO - Soil		<b>Percent Solids:</b> n/a <sup>a</sup>
<b>Method:</b> SW846 8270C SW846 3550B		
<b>Project:</b> T10000003424-San Lorenzo, CA		

Run #1	File ID	DF	Analyzed	By	Prep Date	Prep Batch	Analytical Batch
Run #1	Y18811.D	1	01/30/13	MT	01/29/13	OP7411	EY883
Run #2							

Run #1	Initial Weight	Final Volume
Run #1	30.1 g	1.0 ml
Run #2		

## BN PAH List

CAS No.	Compound	Result	RL	MDL	Units	Q
83-32-9	Acenaphthene	ND	170	73	ug/kg	
208-96-8	Acenaphthylene	ND	170	78	ug/kg	
120-12-7	Anthracene	ND	170	54	ug/kg	
56-55-3	Benzo(a)anthracene	ND	170	33	ug/kg	
50-32-8	Benzo(a)pyrene	ND	170	33	ug/kg	
205-99-2	Benzo(b)fluoranthene	ND	170	33	ug/kg	
191-24-2	Benzo(g,h,i)perylene	ND	170	43	ug/kg	
207-08-9	Benzo(k)fluoranthene	ND	170	33	ug/kg	
218-01-9	Chrysene	ND	170	33	ug/kg	
53-70-3	Dibenzo(a,h)anthracene	ND	170	41	ug/kg	
206-44-0	Fluoranthene	ND	170	33	ug/kg	
86-73-7	Fluorene	ND	170	72	ug/kg	
193-39-5	Indeno(1,2,3-cd)pyrene	ND	170	43	ug/kg	
90-12-0	1-Methylnaphthalene	ND	170	76	ug/kg	
91-57-6	2-Methylnaphthalene	ND	170	79	ug/kg	
91-20-3	Naphthalene	ND	170	77	ug/kg	
85-01-8	Phenanthrene	ND	170	58	ug/kg	
129-00-0	Pyrene	ND	170	33	ug/kg	

CAS No.	Surrogate Recoveries	Run# 1	Run# 2	Limits
4165-60-0	Nitrobenzene-d5	77%		15-101%
321-60-8	2-Fluorobiphenyl	81%		15-104%
1718-51-0	Terphenyl-d14	111%		56-123%

(a) All results reported on a wet weight basis.

ND = Not detected MDL - Method Detection Limit

RL = Reporting Limit

E = Indicates value exceeds calibration range

J = Indicates an estimated value

B = Indicates analyte found in associated method blank

N = Indicates presumptive evidence of a compound



## Report of Analysis

<b>Client Sample ID:</b> B-9@5'		<b>Date Sampled:</b> 01/26/13
<b>Lab Sample ID:</b> C25941-18		<b>Date Received:</b> 01/28/13
<b>Matrix:</b> SO - Soil		<b>Percent Solids:</b> n/a <sup>a</sup>
<b>Method:</b> SW846 8015B M SW846 3545A		
<b>Project:</b> T10000003424-San Lorenzo, CA		

	File ID	DF	Analyzed	By	Prep Date	Prep Batch	Analytical Batch
Run #1	GG40986.D	1	01/29/13	LB	01/28/13	OP7406	GGG1084
Run #2							

	Initial Weight	Final Volume
Run #1	10.1 g	1.0 ml
Run #2		

## TPH Extractable w/ Silica Gel Cleanup

CAS No.	Compound	Result	RL	MDL	Units	Q
	TPH (Diesel)	ND	9.9	5.0	mg/kg	
	TPH (Motor Oil)	ND	20	9.9	mg/kg	

CAS No.	Surrogate Recoveries	Run# 1	Run# 2	Limits
630-01-3	Hexacosane	65%		37-122%

(a) All results reported on a wet weight basis.

ND = Not detected      MDL - Method Detection Limit  
 RL = Reporting Limit  
 E = Indicates value exceeds calibration range

J = Indicates an estimated value  
 B = Indicates analyte found in associated method blank  
 N = Indicates presumptive evidence of a compound

Accutest Laboratories

## Report of Analysis

Page 1 of 1

3.19

3

<b>Client Sample ID:</b> B-9@10'		<b>Date Sampled:</b> 01/26/13
<b>Lab Sample ID:</b> C25941-19		<b>Date Received:</b> 01/28/13
<b>Matrix:</b> SO - Soil		<b>Percent Solids:</b> n/a <sup>a</sup>
<b>Method:</b> SW846 8260B		
<b>Project:</b> T10000003424-San Lorenzo, CA		

	File ID	DF	Analyzed	By	Prep Date	Prep Batch	Analytical Batch
Run #1	L22520.D	1	02/04/13	XB	n/a	n/a	VL713
Run #2							

	Initial Weight
Run #1	5.05 g
Run #2	

## Purgeable Aromatics, MTBE

CAS No.	Compound	Result	RL	MDL	Units	Q
71-43-2	Benzene	ND	5.0	0.50	ug/kg	
108-88-3	Toluene	ND	5.0	0.50	ug/kg	
100-41-4	Ethylbenzene	ND	5.0	0.50	ug/kg	
1330-20-7	Xylene (total)	ND	9.9	0.99	ug/kg	
1634-04-4	Methyl Tert Butyl Ether	ND	5.0	0.99	ug/kg	

CAS No.	Surrogate Recoveries	Run# 1	Run# 2	Limits
1868-53-7	Dibromofluoromethane	106%		70-130%
2037-26-5	Toluene-D8	95%		70-130%
460-00-4	4-Bromofluorobenzene	97%		70-130%

(a) All results reported on a wet weight basis.

ND = Not detected      MDL - Method Detection Limit  
 RL = Reporting Limit  
 E = Indicates value exceeds calibration range

J = Indicates an estimated value  
 B = Indicates analyte found in associated method blank  
 N = Indicates presumptive evidence of a compound

## Report of Analysis

<b>Client Sample ID:</b> B-9@10'		<b>Date Sampled:</b> 01/26/13
<b>Lab Sample ID:</b> C25941-19		<b>Date Received:</b> 01/28/13
<b>Matrix:</b> SO - Soil		<b>Percent Solids:</b> n/a <sup>a</sup>
<b>Method:</b> SW846 8270C SW846 3550B		
<b>Project:</b> T10000003424-San Lorenzo, CA		

Run #1	File ID	DF	Analyzed	By	Prep Date	Prep Batch	Analytical Batch
Run #1	Y18812.D	1	01/30/13	MT	01/29/13	OP7411	EY883
Run #2							

Run #1	Initial Weight	Final Volume
Run #1	30.0 g	1.0 ml
Run #2		

## BN PAH List

CAS No.	Compound	Result	RL	MDL	Units	Q
83-32-9	Acenaphthene	ND	170	73	ug/kg	
208-96-8	Acenaphthylene	ND	170	78	ug/kg	
120-12-7	Anthracene	ND	170	54	ug/kg	
56-55-3	Benzo(a)anthracene	ND	170	33	ug/kg	
50-32-8	Benzo(a)pyrene	ND	170	33	ug/kg	
205-99-2	Benzo(b)fluoranthene	ND	170	33	ug/kg	
191-24-2	Benzo(g,h,i)perylene	ND	170	43	ug/kg	
207-08-9	Benzo(k)fluoranthene	ND	170	33	ug/kg	
218-01-9	Chrysene	ND	170	33	ug/kg	
53-70-3	Dibenzo(a,h)anthracene	ND	170	41	ug/kg	
206-44-0	Fluoranthene	ND	170	33	ug/kg	
86-73-7	Fluorene	ND	170	72	ug/kg	
193-39-5	Indeno(1,2,3-cd)pyrene	ND	170	43	ug/kg	
90-12-0	1-Methylnaphthalene	ND	170	76	ug/kg	
91-57-6	2-Methylnaphthalene	ND	170	80	ug/kg	
91-20-3	Naphthalene	ND	170	77	ug/kg	
85-01-8	Phenanthrene	ND	170	58	ug/kg	
129-00-0	Pyrene	ND	170	33	ug/kg	

CAS No.	Surrogate Recoveries	Run# 1	Run# 2	Limits
4165-60-0	Nitrobenzene-d5	75%		15-101%
321-60-8	2-Fluorobiphenyl	77%		15-104%
1718-51-0	Terphenyl-d14	108%		56-123%

(a) All results reported on a wet weight basis.

ND = Not detected MDL - Method Detection Limit

RL = Reporting Limit

E = Indicates value exceeds calibration range

J = Indicates an estimated value

B = Indicates analyte found in associated method blank

N = Indicates presumptive evidence of a compound

## Report of Analysis

<b>Client Sample ID:</b> B-9@10'		<b>Date Sampled:</b> 01/26/13
<b>Lab Sample ID:</b> C25941-19		<b>Date Received:</b> 01/28/13
<b>Matrix:</b> SO - Soil		<b>Percent Solids:</b> n/a <sup>a</sup>
<b>Method:</b> SW846 8015B M SW846 3545A		
<b>Project:</b> T10000003424-San Lorenzo, CA		

	File ID	DF	Analyzed	By	Prep Date	Prep Batch	Analytical Batch
Run #1	GG40987.D	1	01/29/13	LB	01/28/13	OP7406	GGG1084
Run #2							

	Initial Weight	Final Volume
Run #1	10.1 g	1.0 ml
Run #2		

## TPH Extractable w/ Silica Gel Cleanup

CAS No.	Compound	Result	RL	MDL	Units	Q
	TPH (Diesel)	ND	9.9	5.0	mg/kg	
	TPH (Motor Oil)	ND	20	9.9	mg/kg	

CAS No.	Surrogate Recoveries	Run# 1	Run# 2	Limits
630-01-3	Hexacosane	60%		37-122%

(a) All results reported on a wet weight basis.

ND = Not detected      MDL - Method Detection Limit  
 RL = Reporting Limit  
 E = Indicates value exceeds calibration range

J = Indicates an estimated value  
 B = Indicates analyte found in associated method blank  
 N = Indicates presumptive evidence of a compound

Accutest Laboratories

## Report of Analysis

Page 1 of 1

3.20

3

<b>Client Sample ID:</b> B-9@15'		<b>Date Sampled:</b> 01/26/13
<b>Lab Sample ID:</b> C25941-20		<b>Date Received:</b> 01/28/13
<b>Matrix:</b> SO - Soil		<b>Percent Solids:</b> n/a <sup>a</sup>
<b>Method:</b> SW846 8260B		
<b>Project:</b> T10000003424-San Lorenzo, CA		

	File ID	DF	Analyzed	By	Prep Date	Prep Batch	Analytical Batch
Run #1	L22517.D	1	02/04/13	XB	n/a	n/a	VL713
Run #2							

	Initial Weight
Run #1	5.02 g
Run #2	

## Purgeable Aromatics, MTBE

CAS No.	Compound	Result	RL	MDL	Units	Q
71-43-2	Benzene	ND	5.0	0.50	ug/kg	
108-88-3	Toluene	ND	5.0	0.50	ug/kg	
100-41-4	Ethylbenzene	ND	5.0	0.50	ug/kg	
1330-20-7	Xylene (total)	ND	10	1.0	ug/kg	
1634-04-4	Methyl Tert Butyl Ether	ND	5.0	1.0	ug/kg	

CAS No.	Surrogate Recoveries	Run# 1	Run# 2	Limits
1868-53-7	Dibromofluoromethane	106%		70-130%
2037-26-5	Toluene-D8	96%		70-130%
460-00-4	4-Bromofluorobenzene	99%		70-130%

(a) All results reported on a wet weight basis.

ND = Not detected      MDL - Method Detection Limit  
 RL = Reporting Limit  
 E = Indicates value exceeds calibration range

J = Indicates an estimated value  
 B = Indicates analyte found in associated method blank  
 N = Indicates presumptive evidence of a compound

Accutest Laboratories

## Report of Analysis

Page 1 of 1

3.20

3

<b>Client Sample ID:</b> B-9@15'		<b>Date Sampled:</b> 01/26/13
<b>Lab Sample ID:</b> C25941-20		<b>Date Received:</b> 01/28/13
<b>Matrix:</b> SO - Soil		<b>Percent Solids:</b> n/a <sup>a</sup>
<b>Method:</b> SW846 8270C SW846 3550B		
<b>Project:</b> T10000003424-San Lorenzo, CA		

Run #1	File ID	DF	Analyzed	By	Prep Date	Prep Batch	Analytical Batch
Run #1	Y18783.D	1	01/30/13	MT	01/29/13	OP7411	EY882
Run #2							

Run #1	Initial Weight	Final Volume
Run #1	30.0 g	1.0 ml
Run #2		

## BN PAH List

CAS No.	Compound	Result	RL	MDL	Units	Q
83-32-9	Acenaphthene	ND	170	73	ug/kg	
208-96-8	Acenaphthylene	ND	170	78	ug/kg	
120-12-7	Anthracene	ND	170	54	ug/kg	
56-55-3	Benzo(a)anthracene	ND	170	33	ug/kg	
50-32-8	Benzo(a)pyrene	ND	170	33	ug/kg	
205-99-2	Benzo(b)fluoranthene	ND	170	33	ug/kg	
191-24-2	Benzo(g,h,i)perylene	ND	170	43	ug/kg	
207-08-9	Benzo(k)fluoranthene	ND	170	33	ug/kg	
218-01-9	Chrysene	ND	170	33	ug/kg	
53-70-3	Dibenzo(a,h)anthracene	ND	170	41	ug/kg	
206-44-0	Fluoranthene	ND	170	33	ug/kg	
86-73-7	Fluorene	ND	170	72	ug/kg	
193-39-5	Indeno(1,2,3-cd)pyrene	ND	170	43	ug/kg	
90-12-0	1-Methylnaphthalene	ND	170	76	ug/kg	
91-57-6	2-Methylnaphthalene	ND	170	80	ug/kg	
91-20-3	Naphthalene	ND	170	77	ug/kg	
85-01-8	Phenanthrene	ND	170	58	ug/kg	
129-00-0	Pyrene	ND	170	33	ug/kg	

CAS No.	Surrogate Recoveries	Run# 1	Run# 2	Limits
4165-60-0	Nitrobenzene-d5	77%		15-101%
321-60-8	2-Fluorobiphenyl	80%		15-104%
1718-51-0	Terphenyl-d14	110%		56-123%

(a) All results reported on a wet weight basis.

ND = Not detected MDL - Method Detection Limit

RL = Reporting Limit

E = Indicates value exceeds calibration range

J = Indicates an estimated value

B = Indicates analyte found in associated method blank

N = Indicates presumptive evidence of a compound

## Report of Analysis

<b>Client Sample ID:</b> B-9@15'		<b>Date Sampled:</b> 01/26/13
<b>Lab Sample ID:</b> C25941-20		<b>Date Received:</b> 01/28/13
<b>Matrix:</b> SO - Soil		<b>Percent Solids:</b> n/a <sup>a</sup>
<b>Method:</b> SW846 8015B M SW846 3545A		
<b>Project:</b> T10000003424-San Lorenzo, CA		

	File ID	DF	Analyzed	By	Prep Date	Prep Batch	Analytical Batch
Run #1	GG40988.D	1	01/29/13	LB	01/28/13	OP7406	GGG1084
Run #2							

	Initial Weight	Final Volume
Run #1	10.1 g	1.0 ml
Run #2		

## TPH Extractable w/ Silica Gel Cleanup

CAS No.	Compound	Result	RL	MDL	Units	Q
	TPH (Diesel)	ND	9.9	5.0	mg/kg	
	TPH (Motor Oil)	ND	20	9.9	mg/kg	

CAS No.	Surrogate Recoveries	Run# 1	Run# 2	Limits
630-01-3	Hexacosane	59%		37-122%

(a) All results reported on a wet weight basis.

ND = Not detected      MDL - Method Detection Limit  
 RL = Reporting Limit  
 E = Indicates value exceeds calibration range

J = Indicates an estimated value  
 B = Indicates analyte found in associated method blank  
 N = Indicates presumptive evidence of a compound

## Misc. Forms

---

### Custody Documents and Other Forms

---

Includes the following where applicable:

- Chain of Custody







## Accutest Laboratories Sample Receipt Summary

**Accutest Job Number:** C25941      **Client:** EQUO LOGIC      **Project:** SAN LORENZO HIGH SCHOOL  
**Date / Time Received:** 1/28/2013      **Delivery Method:** Client      **Airbill #s:**

**Cooler Temps (Initial/Adjusted):** #1: (5.6/5.6): 0

<u>Cooler Security</u>	<u>Y or N</u>				<u>Y or N</u>	
1. Custody Seals Present:	<input type="checkbox"/>	<input checked="" type="checkbox"/>	3. COC Present:	<input checked="" type="checkbox"/>	<input type="checkbox"/>	
2. Custody Seals Intact:	<input type="checkbox"/>	<input type="checkbox"/>	4. Smp'l Dates/Time OK	<input checked="" type="checkbox"/>	<input type="checkbox"/>	

<u>Cooler Temperature</u>	<u>Y or N</u>	
1. Temp criteria achieved:	<input checked="" type="checkbox"/>	<input type="checkbox"/>
2. Cooler temp verification:	IR Gun	
3. Cooler media:	Ice (Bag)	
4. No. Coolers:	1	

<u>Quality Control Preservation</u>	<u>Y</u>	<u>or</u>	<u>N</u>	<u>N/A</u>
1. Trip Blank present / cooler:	<input type="checkbox"/>		<input type="checkbox"/>	<input checked="" type="checkbox"/>
2. Trip Blank listed on COC:	<input type="checkbox"/>		<input type="checkbox"/>	<input checked="" type="checkbox"/>
3. Samples preserved properly:	<input type="checkbox"/>		<input type="checkbox"/>	
4. VOCs headspace free:	<input type="checkbox"/>		<input type="checkbox"/>	<input checked="" type="checkbox"/>

<u>Sample Integrity - Documentation</u>	<u>Y</u>	<u>or</u>	<u>N</u>
1. Sample labels present on bottles:	<input checked="" type="checkbox"/>		<input type="checkbox"/>
2. Container labeling complete:	<input type="checkbox"/>		<input checked="" type="checkbox"/>
3. Sample container label / COC agree:	<input checked="" type="checkbox"/>		<input type="checkbox"/>

<u>Sample Integrity - Condition</u>	<u>Y</u>	<u>or</u>	<u>N</u>
1. Sample recvd within HT:	<input checked="" type="checkbox"/>		<input type="checkbox"/>
2. All containers accounted for:	<input checked="" type="checkbox"/>		<input type="checkbox"/>
3. Condition of sample:	Intact		

<u>Sample Integrity - Instructions</u>	<u>Y</u>	<u>or</u>	<u>N</u>	<u>N/A</u>
1. Analysis requested is clear:	<input checked="" type="checkbox"/>		<input type="checkbox"/>	
2. Bottles received for unspecified tests	<input type="checkbox"/>		<input checked="" type="checkbox"/>	
3. Sufficient volume recvd for analysis:	<input checked="" type="checkbox"/>		<input type="checkbox"/>	
4. Compositing instructions clear:	<input type="checkbox"/>		<input type="checkbox"/>	<input checked="" type="checkbox"/>
5. Filtering instructions clear:	<input type="checkbox"/>		<input type="checkbox"/>	<input checked="" type="checkbox"/>

**Comments** Sampling time not listed on COC nor on sample containers.

4.1  
4

## GC/MS Volatiles

---

5

### QC Data Summaries

---

Includes the following where applicable:

- Method Blank Summaries
- Blank Spike Summaries
- Matrix Spike and Duplicate Summaries

**Method Blank Summary**

**Job Number:** C25941  
**Account:** EQUOCAMS EquoLogic  
**Project:** T10000003424-San Lorenzo, CA

Sample	File ID	DF	Analyzed	By	Prep Date	Prep Batch	Analytical Batch
VL712-MB	L22472.D	1	02/02/13	XB	n/a	n/a	VL712

The QC reported here applies to the following samples:

Method: SW846 8260B

C25941-1, C25941-2, C25941-3, C25941-4, C25941-5, C25941-6, C25941-7, C25941-8, C25941-9, C25941-10, C25941-11, C25941-12, C25941-13, C25941-14

CAS No.	Compound	Result	RL	MDL	Units	Q
71-43-2	Benzene	ND	5.0	0.50	ug/kg	
100-41-4	Ethylbenzene	ND	5.0	0.50	ug/kg	
1634-04-4	Methyl Tert Butyl Ether	ND	5.0	1.0	ug/kg	
108-88-3	Toluene	ND	5.0	0.50	ug/kg	
1330-20-7	Xylene (total)	ND	10	1.0	ug/kg	

CAS No.	Surrogate Recoveries	Limits
1868-53-7	Dibromofluoromethane	95% 70-130%
2037-26-5	Toluene-D8	97% 70-130%
460-00-4	4-Bromofluorobenzene	94% 70-130%

**Method Blank Summary**

**Job Number:** C25941  
**Account:** EQUOCAMS EquoLogic  
**Project:** T10000003424-San Lorenzo, CA

Sample	File ID	DF	Analyzed	By	Prep Date	Prep Batch	Analytical Batch
VL713-MB2	L22511.D	1	02/04/13	XB	n/a	n/a	VL713

The QC reported here applies to the following samples:

Method: SW846 8260B

C25941-19, C25941-20

CAS No.	Compound	Result	RL	MDL	Units	Q
71-43-2	Benzene	ND	5.0	0.50	ug/kg	
100-41-4	Ethylbenzene	ND	5.0	0.50	ug/kg	
1634-04-4	Methyl Tert Butyl Ether	ND	5.0	1.0	ug/kg	
108-88-3	Toluene	ND	5.0	0.50	ug/kg	
1330-20-7	Xylene (total)	ND	10	1.0	ug/kg	

CAS No.	Surrogate Recoveries	Limits
1868-53-7	Dibromofluoromethane	100% 70-130%
2037-26-5	Toluene-D8	96% 70-130%
460-00-4	4-Bromofluorobenzene	95% 70-130%

**Method Blank Summary**

**Job Number:** C25941  
**Account:** EQUOCAMS EquoLogic  
**Project:** T10000003424-San Lorenzo, CA

Sample	File ID	DF	Analyzed	By	Prep Date	Prep Batch	Analytical Batch
VL714-MB	L22541.D	1	02/05/13	XB	n/a	n/a	VL714

The QC reported here applies to the following samples:

Method: SW846 8260B

C25941-15, C25941-16, C25941-17, C25941-18

CAS No.	Compound	Result	RL	MDL	Units	Q
71-43-2	Benzene	ND	5.0	0.50	ug/kg	
100-41-4	Ethylbenzene	ND	5.0	0.50	ug/kg	
1634-04-4	Methyl Tert Butyl Ether	ND	5.0	1.0	ug/kg	
108-88-3	Toluene	ND	5.0	0.50	ug/kg	
1330-20-7	Xylene (total)	ND	10	1.0	ug/kg	

CAS No.	Surrogate Recoveries	Limits
1868-53-7	Dibromofluoromethane	99% 70-130%
2037-26-5	Toluene-D8	98% 70-130%
460-00-4	4-Bromofluorobenzene	94% 70-130%

## Method Blank Summary

**Job Number:** C25941  
**Account:** EQUOCAMS EquoLogic  
**Project:** T10000003424-San Lorenzo, CA

Sample	File ID	DF	Analyzed	By	Prep Date	Prep Batch	Analytical Batch
VL713-MB	L22502.D	1	02/04/13	XB	n/a	n/a	VL713

The QC reported here applies to the following samples:

Method: SW846 8260B

VL713-BSD, VL713-BS, VL713-LCS

CAS No.	Compound	Result	RL	MDL	Units	Q
71-43-2	Benzene	ND	5.0	0.50	ug/kg	
100-41-4	Ethylbenzene	ND	5.0	0.50	ug/kg	
1634-04-4	Methyl Tert Butyl Ether	ND	5.0	1.0	ug/kg	
108-88-3	Toluene	ND	5.0	0.50	ug/kg	
1330-20-7	Xylene (total)	ND	10	1.0	ug/kg	

CAS No.	Surrogate Recoveries	Limits
1868-53-7	Dibromofluoromethane	99% 70-130%
2037-26-5	Toluene-D8	98% 70-130%
460-00-4	4-Bromofluorobenzene	94% 70-130%



# Blank Spike/Blank Spike Duplicate Summary

**Job Number:** C25941  
**Account:** EQUOCAMS EquoLogic  
**Project:** T10000003424-San Lorenzo, CA

Sample	File ID	DF	Analyzed	By	Prep Date	Prep Batch	Analytical Batch
VL712-BS	L22469.D	1	02/02/13	XB	n/a	n/a	VL712
VL712-BSD	L22470.D	1	02/02/13	XB	n/a	n/a	VL712

**The QC reported here applies to the following samples:** **Method:** SW846 8260B

C25941-1, C25941-2, C25941-3, C25941-4, C25941-5, C25941-6, C25941-7, C25941-8, C25941-9, C25941-10, C25941-11, C25941-12, C25941-13, C25941-14

CAS No.	Compound	Spike ug/kg	BSP ug/kg	BSP %	BSD ug/kg	BSD %	RPD	Limits Rec/RPD
71-43-2	Benzene	40	40.6	102	41.0	103	1	81-119/20
100-41-4	Ethylbenzene	40	40.3	101	41.4	104	3	80-119/21
1634-04-4	Methyl Tert Butyl Ether	40	40.5	101	39.5	99	3	79-127/19
108-88-3	Toluene	40	40.7	102	41.7	104	2	80-117/21
1330-20-7	Xylene (total)	120	113	94	116	97	3	81-122/22

CAS No.	Surrogate Recoveries	BSP	BSD	Limits
1868-53-7	Dibromofluoromethane	97%	98%	70-130%
2037-26-5	Toluene-D8	99%	100%	70-130%
460-00-4	4-Bromofluorobenzene	98%	98%	70-130%

\* = Outside of Control Limits.

5.2.1  
5

# Blank Spike/Blank Spike Duplicate Summary

**Job Number:** C25941  
**Account:** EQUOCAMS EquoLogic  
**Project:** T10000003424-San Lorenzo, CA

Sample	File ID	DF	Analyzed	By	Prep Date	Prep Batch	Analytical Batch
VL713-BS	L22499.D	1	02/04/13	XB	n/a	n/a	VL713
VL713-BSD	L22500.D	1	02/04/13	XB	n/a	n/a	VL713

The QC reported here applies to the following samples:

Method: SW846 8260B

C25941-19, C25941-20

CAS No.	Compound	Spike ug/kg	BSP ug/kg	BSP %	BSD ug/kg	BSD %	RPD	Limits Rec/RPD
71-43-2	Benzene	40	39.3	98	40.3	101	3	81-119/20
100-41-4	Ethylbenzene	40	38.0	95	39.8	100	5	80-119/21
1634-04-4	Methyl Tert Butyl Ether	40	41.2	103	39.6	99	4	79-127/19
108-88-3	Toluene	40	38.2	96	39.3	98	3	80-117/21
1330-20-7	Xylene (total)	120	108	90	111	93	3	81-122/22

CAS No.	Surrogate Recoveries	BSP	BSD	Limits
1868-53-7	Dibromofluoromethane	104%	101%	70-130%
2037-26-5	Toluene-D8	97%	99%	70-130%
460-00-4	4-Bromofluorobenzene	100%	98%	70-130%

\* = Outside of Control Limits.

5.2.2  
 5

# Blank Spike/Blank Spike Duplicate Summary

**Job Number:** C25941  
**Account:** EQUOCAMS EquoLogic  
**Project:** T10000003424-San Lorenzo, CA

Sample	File ID	DF	Analyzed	By	Prep Date	Prep Batch	Analytical Batch
VL714-BS	L22538.D	1	02/05/13	XB	n/a	n/a	VL714
VL714-BSD	L22539.D	1	02/05/13	XB	n/a	n/a	VL714

The QC reported here applies to the following samples:

Method: SW846 8260B

C25941-15, C25941-16, C25941-17, C25941-18

CAS No.	Compound	Spike ug/kg	BSP ug/kg	BSP %	BSD ug/kg	BSD %	RPD	Limits Rec/RPD
71-43-2	Benzene	40	41.8	105	41.8	105	0	81-119/20
100-41-4	Ethylbenzene	40	41.1	103	40.2	101	2	80-119/21
1634-04-4	Methyl Tert Butyl Ether	40	42.1	105	43.5	109	3	79-127/19
108-88-3	Toluene	40	41.0	103	40.4	101	1	80-117/21
1330-20-7	Xylene (total)	120	115	96	113	94	2	81-122/22

CAS No.	Surrogate Recoveries	BSP	BSD	Limits
1868-53-7	Dibromofluoromethane	102%	102%	70-130%
2037-26-5	Toluene-D8	98%	97%	70-130%
460-00-4	4-Bromofluorobenzene	99%	101%	70-130%

\* = Outside of Control Limits.

5.2.3  
 5

# Laboratory Control Sample Summary

**Job Number:** C25941  
**Account:** EQUOCAMS EquoLogic  
**Project:** T10000003424-San Lorenzo, CA

Sample	File ID	DF	Analyzed	By	Prep Date	Prep Batch	Analytical Batch
VL713-LCS	L22501.D	1	02/04/13	XB	n/a	n/a	VL713

The QC reported here applies to the following samples:

Method: SW846 8260B

C25941-19, C25941-20

CAS No.	Compound	Spike ug/kg	LCS ug/kg	LCS %	Limits
---------	----------	----------------	--------------	----------	--------

CAS No.	Surrogate Recoveries	BSP	Limits
1868-53-7	Dibromofluoromethane	98%	70-130%
2037-26-5	Toluene-D8	97%	70-130%
460-00-4	4-Bromofluorobenzene	96%	70-130%

\* = Outside of Control Limits.

# Laboratory Control Sample Summary

**Job Number:** C25941  
**Account:** EQUOCAMS EquoLogic  
**Project:** T10000003424-San Lorenzo, CA

Sample	File ID	DF	Analyzed	By	Prep Date	Prep Batch	Analytical Batch
VL714-LCS	L22540.D	1	02/05/13	XB	n/a	n/a	VL714

The QC reported here applies to the following samples:

Method: SW846 8260B

C25941-15, C25941-16, C25941-17, C25941-18

CAS No.	Compound	Spike ug/kg	LCS ug/kg	LCS %	Limits
---------	----------	----------------	--------------	----------	--------

CAS No.	Surrogate Recoveries	BSP	Limits
1868-53-7	Dibromofluoromethane	101%	70-130%
2037-26-5	Toluene-D8	98%	70-130%
460-00-4	4-Bromofluorobenzene	97%	70-130%

\* = Outside of Control Limits.

# Matrix Spike/Matrix Spike Duplicate Summary

**Job Number:** C25941  
**Account:** EQUOCAMS EquoLogic  
**Project:** T10000003424-San Lorenzo, CA

Sample	File ID	DF	Analyzed	By	Prep Date	Prep Batch	Analytical Batch
C26001-1MS	L22479.D	1	02/02/13	XB	n/a	n/a	VL712
C26001-1MSD	L22480.D	1	02/02/13	XB	n/a	n/a	VL712
C26001-1	L22473.D	1	02/02/13	XB	n/a	n/a	VL712

The QC reported here applies to the following samples:

Method: SW846 8260B

C25941-1, C25941-2, C25941-3, C25941-4, C25941-5, C25941-6, C25941-7, C25941-8, C25941-9, C25941-10, C25941-11, C25941-12, C25941-13, C25941-14

CAS No.	Compound	C26001-1 ug/kg	Spike Q ug/kg	MS ug/kg	MS %	MSD ug/kg	MSD %	RPD	Limits Rec/RPD
71-43-2	Benzene	ND	39.8	36.7	92	33.7	86	9	81-119/20
100-41-4	Ethylbenzene	ND	39.8	36.0	91	32.2	82	11	80-119/21
1634-04-4	Methyl Tert Butyl Ether	ND	39.8	43.1	108	39.3	101	9	79-127/19
108-88-3	Toluene	ND	39.8	36.3	91	32.8	84	10	80-117/21
1330-20-7	Xylene (total)	ND	119	106	89	95.2	81	11	81-122/22

CAS No.	Surrogate Recoveries	MS	MSD	C26001-1	Limits
1868-53-7	Dibromofluoromethane	105%	103%	98%	70-130%
2037-26-5	Toluene-D8	97%	96%	98%	70-130%
460-00-4	4-Bromofluorobenzene	101%	99%	96%	70-130%

\* = Outside of Control Limits.

5.4.1  
**5**

# Matrix Spike/Matrix Spike Duplicate Summary

**Job Number:** C25941  
**Account:** EQUOCAMS EquoLogic  
**Project:** T10000003424-San Lorenzo, CA

Sample	File ID	DF	Analyzed	By	Prep Date	Prep Batch	Analytical Batch
C25941-20MS	L22518.D	1	02/04/13	XB	n/a	n/a	VL713
C25941-20MSD	L22519.D	1	02/04/13	XB	n/a	n/a	VL713
C25941-20	L22517.D	1	02/04/13	XB	n/a	n/a	VL713

The QC reported here applies to the following samples:

Method: SW846 8260B

C25941-19, C25941-20

CAS No.	Compound	C25941-20 ug/kg	Spike Q ug/kg	MS ug/kg	MS %	MSD ug/kg	MSD %	RPD	Limits Rec/RPD
71-43-2	Benzene	ND	39.5	35.3	89	35.1	88	1	81-119/20
100-41-4	Ethylbenzene	ND	39.5	33.8	86	33.3	84	1	80-119/21
1634-04-4	Methyl Tert Butyl Ether	ND	39.5	39.5	100	40.7	102	3	79-127/19
108-88-3	Toluene	ND	39.5	33.5	85	33.4	84	0	80-117/21
1330-20-7	Xylene (total)	ND	119	99.5	84	98.2	82	1	81-122/22

CAS No.	Surrogate Recoveries	MS	MSD	C25941-20	Limits
1868-53-7	Dibromofluoromethane	104%	109%	106%	70-130%
2037-26-5	Toluene-D8	97%	97%	96%	70-130%
460-00-4	4-Bromofluorobenzene	101%	101%	99%	70-130%

\* = Outside of Control Limits.

5.4.2  
**5**

GC/MS Volatiles

---

Raw Data

---



## Quantitation Report (QT Reviewed)

Data Path : C:\msdchem\1\DATA\L130202\  
 Data File : L22476.D  
 Acq On : 2 Feb 2013 2:44 pm  
 Operator : XINGB  
 Sample : C25941-1  
 Misc : MS1656,VL712,5.03,,,,,1  
 ALS Vial : 10 Sample Multiplier: 1

Quant Time: Feb 04 07:58:17 2013  
 Quant Method : C:\msdchem\1\METHODS\VL702S.M  
 Quant Title : EPA -8260B  
 QLast Update : Fri Jan 25 08:45:18 2013  
 Response via : Initial Calibration

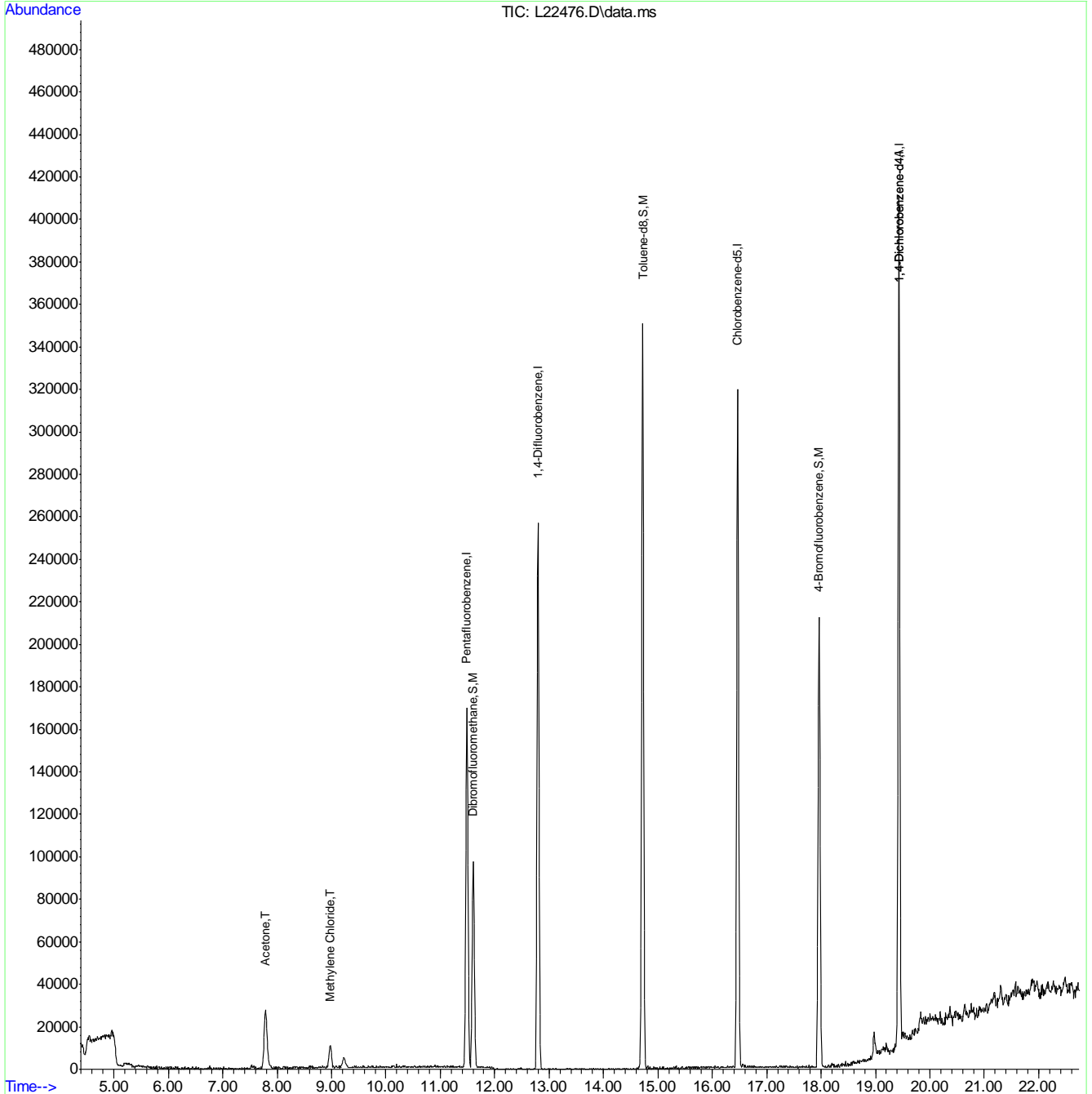
Compound	R.T.	QIon	Response	Conc	Units	Dev(Min)
Internal Standards						
1) Pentafluorobenzene	11.486	168	1647583	20.00	ug/Kg	0.00
38) 1,4-Difluorobenzene	12.795	114	2835107	20.00	ug/Kg	0.00
52) Chlorobenzene-d5	16.467	117	2406346	20.00	ug/Kg	0.00
74) 1,4-Dichlorobenzene-d4	19.430	152	1241987	20.00	ug/Kg	0.00
95) 1,4-Dichlorobenzene-d4A	19.430	152	1241987	20.00	ug/Kg	-0.02
System Monitoring Compounds						
34) Dibromofluoromethane	11.606	111	889584	20.29	ug/Kg	0.00
Spiked Amount	20.000	Range	70 - 130	Recovery	=	101.45%
53) Toluene-d8	14.721	98	3215756	19.73	ug/Kg	0.00
Spiked Amount	20.000	Range	70 - 130	Recovery	=	98.65%
71) 4-Bromofluorobenzene	17.957	95	1220096	19.37	ug/Kg	-0.01
Spiked Amount	20.000	Range	70 - 130	Recovery	=	96.85%
Target Compounds						
10) Acetone	7.781	58	199652	33.43	ug/Kg	97
18) Methylene Chloride	8.981	84	83952	1.29	ug/Kg	96
96) TPH-GRO (C6-C10)	13.747	TIC	-138175m	Below	Cal	

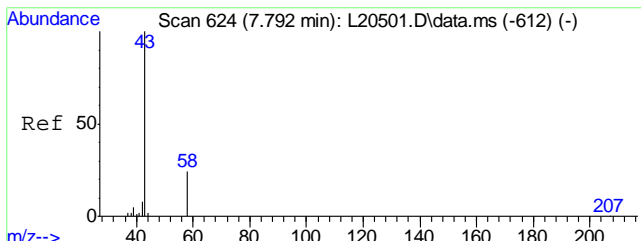
(#) = qualifier out of range (m) = manual integration (+) = signals summed

Quantitation Report (QT Reviewed)

Data Path : C:\msdchem\1\DATA\L130202\  
Data File : L22476.D  
Acq On : 2 Feb 2013 2:44 pm  
Operator : XINGB  
Sample : C25941-1  
Misc : MS1656,VL712,5.03,,,,,1  
ALS Vial : 10 Sample Multiplier: 1

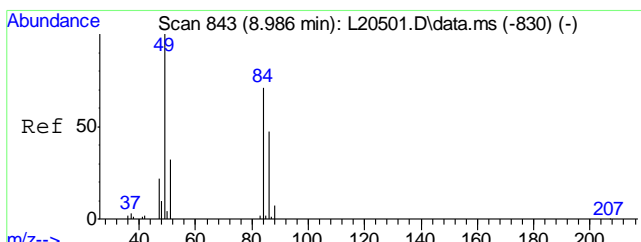
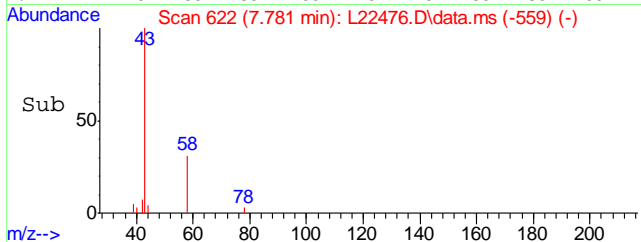
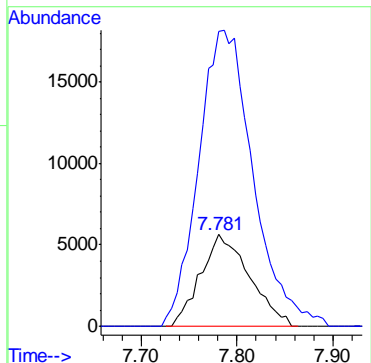
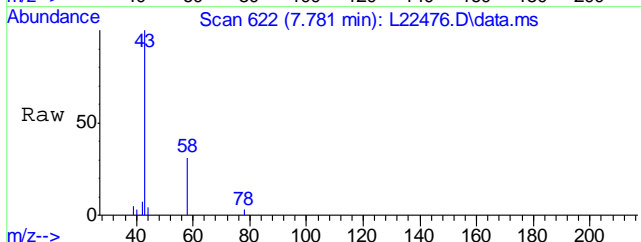
Quant Time: Feb 04 07:58:17 2013  
Quant Method : C:\msdchem\1\METHODS\VL702S.M  
Quant Title : EPA -8260B  
QLast Update : Fri Jan 25 08:45:18 2013  
Response via : Initial Calibration





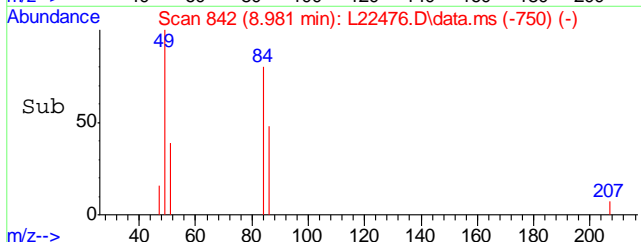
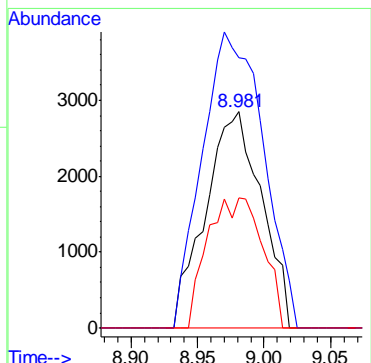
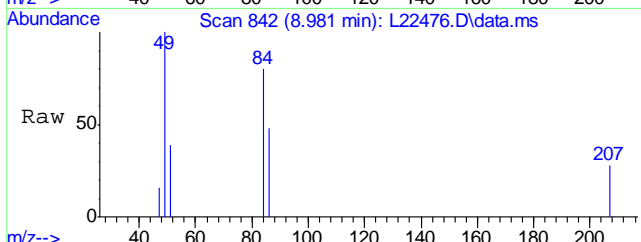
#10  
Acetone  
Concen: 33.43 ug/Kg  
RT: 7.781 min Scan# 622  
Delta R.T. -0.005 min  
Lab File: L22476.D  
Acq: 2 Feb 2013 2:44 pm

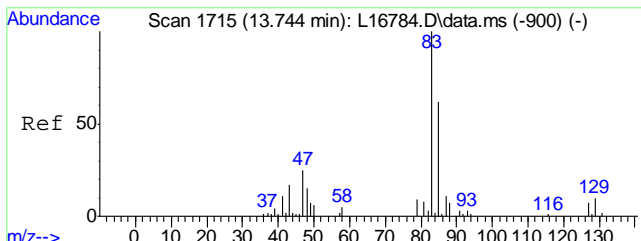
Tgt Ion	Resp	Lower	Upper
58	199652		
58	100		
43	360.3	334.6	374.6



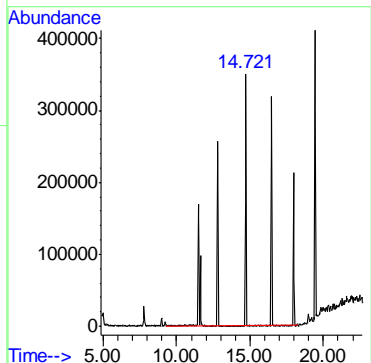
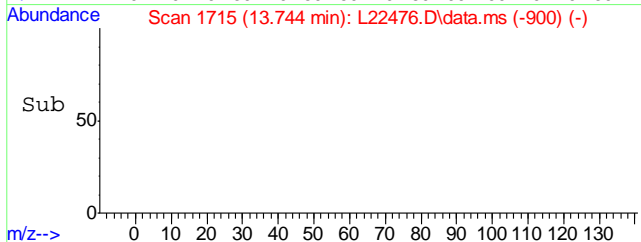
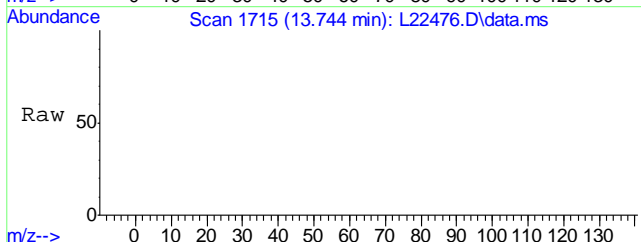
#18  
Methylene Chloride  
Concen: 1.29 ug/Kg  
RT: 8.981 min Scan# 842  
Delta R.T. -0.000 min  
Lab File: L22476.D  
Acq: 2 Feb 2013 2:44 pm

Tgt Ion	Resp	Lower	Upper
84	83952		
84	100		
49	149.3	125.6	165.6
86	59.1	43.6	83.6





#96  
TPH-GRO (C6-C10)  
Concen: Below Cal m  
RT: 13.747 min Scan# 1715  
Delta R.T. 0.000 min  
Lab File: L22476.D  
Acq: 2 Feb 2013 2:44 pm  
Tgt Ion:TIC Resp: -138175



Quantitation Report (QT Reviewed)

Data Path : C:\msdchem\1\DATA\L130202\  
Data File : L22477.D  
Acq On : 2 Feb 2013 3:13 pm  
Operator : XINGB  
Sample : C25941-2  
Misc : MS1656,VL712,5.08,,,,,1  
ALS Vial : 11 Sample Multiplier: 1

Quant Time: Feb 04 07:59:18 2013  
Quant Method : C:\msdchem\1\METHODS\VL702S.M  
Quant Title : EPA -8260B  
QLast Update : Fri Jan 25 08:45:18 2013  
Response via : Initial Calibration

Compound	R.T.	QIon	Response	Conc	Units	Dev(Min)
Internal Standards						
1) Pentafluorobenzene	11.491	168	1594085	20.00	ug/Kg	0.00
38) 1,4-Difluorobenzene	12.801	114	2705588	20.00	ug/Kg	0.00
52) Chlorobenzene-d5	16.467	117	2323512	20.00	ug/Kg	0.00
74) 1,4-Dichlorobenzene-d4	19.430	152	1171192	20.00	ug/Kg	0.00
95) 1,4-Dichlorobenzene-d4A	19.430	152	1171192	20.00	ug/Kg	-0.02
System Monitoring Compounds						
34) Dibromofluoromethane	11.611	111	861828	20.32	ug/Kg	0.00
Spiked Amount	20.000	Range	70 - 130	Recovery	=	101.60%
53) Toluene-d8	14.721	98	3063623	19.47	ug/Kg	0.00
Spiked Amount	20.000	Range	70 - 130	Recovery	=	97.35%
71) 4-Bromofluorobenzene	17.962	95	1158428	19.05	ug/Kg	0.00
Spiked Amount	20.000	Range	70 - 130	Recovery	=	95.25%
Target Compounds						
10) Acetone	7.797	58	79317	13.72	ug/Kg	95
18) Methylene Chloride	8.992	84	55068	0.87	ug/Kg	93
93) Naphthalene	21.907	128	105971	0.55	ug/Kg	100
96) TPH-GRO (C6-C10)	13.747	TIC	194072m	0.82	ug/Kg	

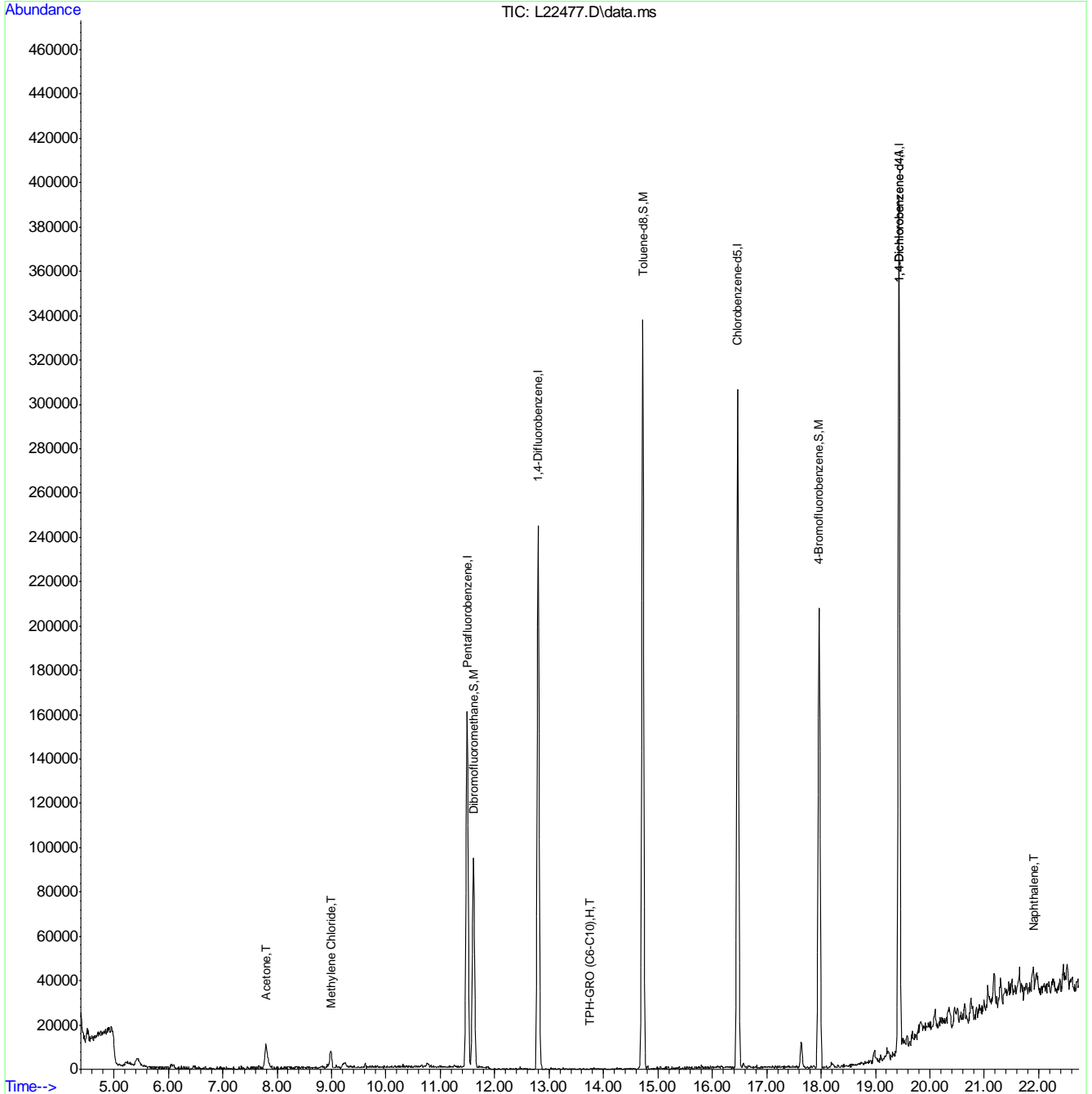
(#) = qualifier out of range (m) = manual integration (+) = signals summed

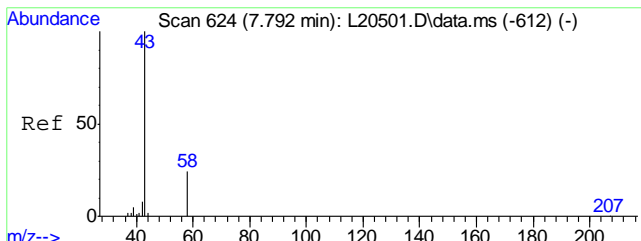
6.12  
6

Quantitation Report (QT Reviewed)

Data Path : C:\msdchem\1\DATA\L130202\  
Data File : L22477.D  
Acq On : 2 Feb 2013 3:13 pm  
Operator : XINGB  
Sample : C25941-2  
Misc : MS1656,VL712,5.08,,,1  
ALS Vial : 11 Sample Multiplier: 1

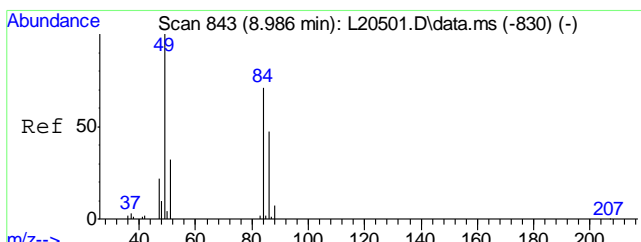
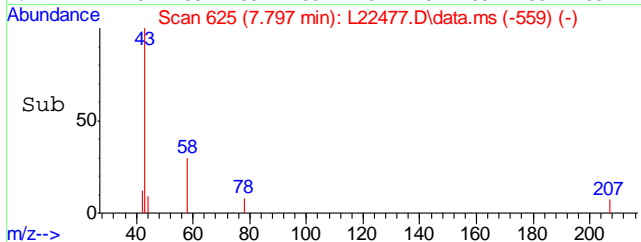
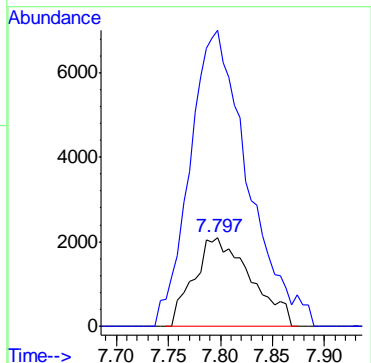
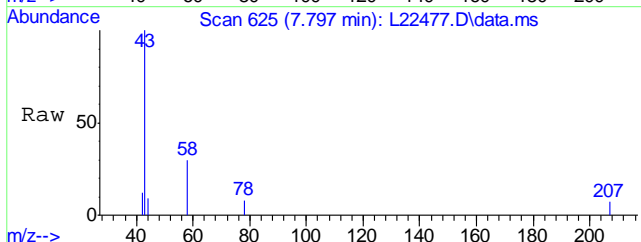
Quant Time: Feb 04 07:59:18 2013  
Quant Method : C:\msdchem\1\METHODS\VL702S.M  
Quant Title : EPA -8260B  
QLast Update : Fri Jan 25 08:45:18 2013  
Response via : Initial Calibration





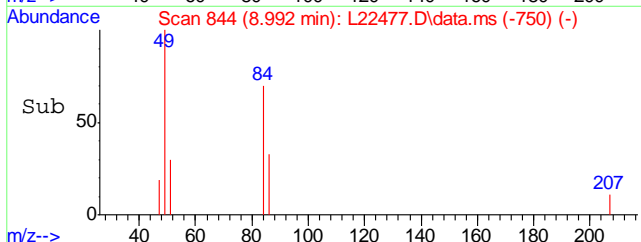
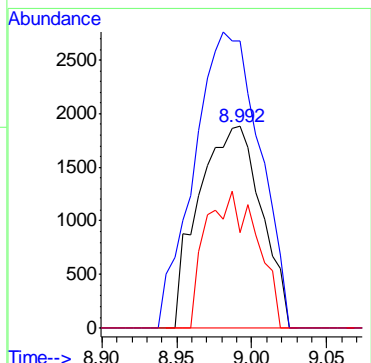
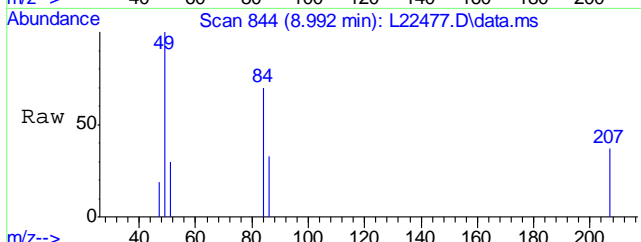
#10  
Acetone  
Concen: 13.72 ug/Kg  
RT: 7.797 min Scan# 625  
Delta R.T. 0.011 min  
Lab File: L22477.D  
Acq: 2 Feb 2013 3:13 pm

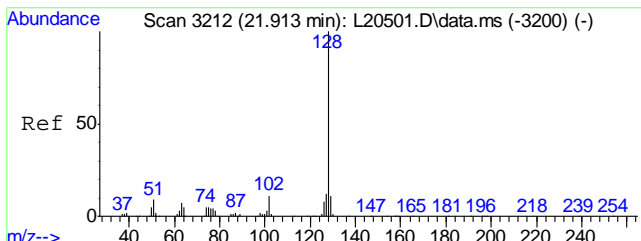
Tgt Ion	Resp	Lower	Upper
58	79317		
58	100		
43	343.0	334.6	374.6



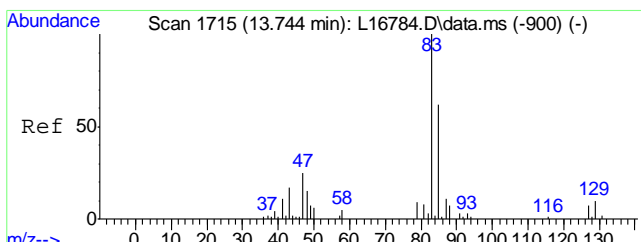
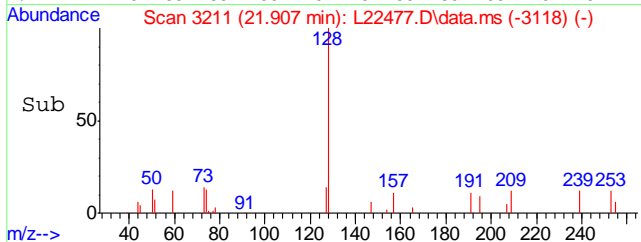
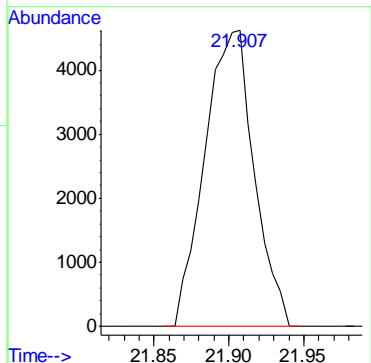
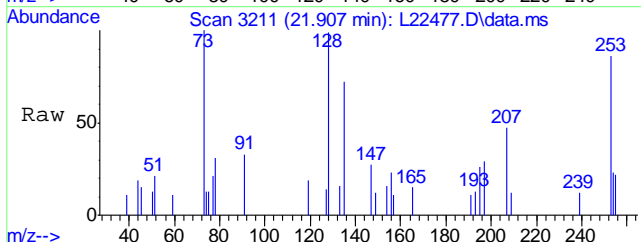
#18  
Methylene Chloride  
Concen: 0.87 ug/Kg  
RT: 8.992 min Scan# 844  
Delta R.T. 0.011 min  
Lab File: L22477.D  
Acq: 2 Feb 2013 3:13 pm

Tgt Ion	Resp	Lower	Upper
84	55068		
84	100		
49	152.2	125.6	165.6
86	54.9	43.6	83.6

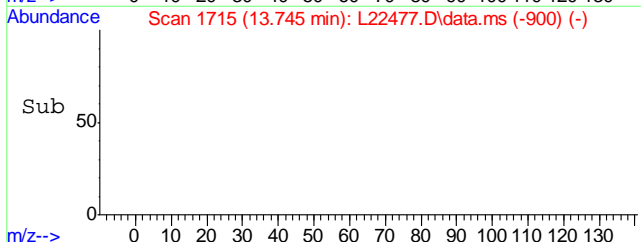
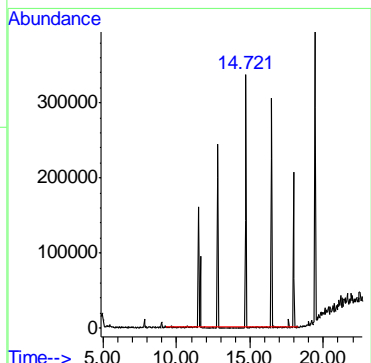
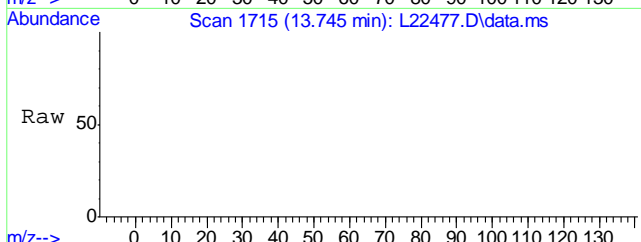




#93  
 Naphthalene  
 Concen: 0.55 ug/Kg  
 RT: 21.907 min Scan# 3211  
 Delta R.T. 0.005 min  
 Lab File: L22477.D  
 Acq: 2 Feb 2013 3:13 pm  
 Tgt Ion:128 Resp: 105971



#96  
 TPH-GRO (C6-C10)  
 Concen: 0.82 ug/Kg m  
 RT: 13.747 min Scan# 1715  
 Delta R.T. 0.000 min  
 Lab File: L22477.D  
 Acq: 2 Feb 2013 3:13 pm  
 Tgt Ion:TIC Resp: 194072





Quantitation Report (QT Reviewed)

Data Path : C:\msdchem\1\DATA\L130202\  
Data File : L22478.D  
Acq On : 2 Feb 2013 3:42 pm  
Operator : XINGB  
Sample : C25941-3  
Misc : MS1656,VL712,5.08,,,,,1  
ALS Vial : 12 Sample Multiplier: 1

Quant Time: Feb 04 07:37:30 2013  
Quant Method : C:\msdchem\1\METHODS\VL702S.M  
Quant Title : EPA -8260B  
QLast Update : Fri Jan 25 08:45:18 2013  
Response via : Initial Calibration

Compound	R.T.	QIon	Response	Conc	Units	Dev(Min)
Internal Standards						
1) Pentafluorobenzene	11.485	168	1550010	20.00	ug/Kg	0.00
38) 1,4-Difluorobenzene	12.795	114	2641147	20.00	ug/Kg	0.00
52) Chlorobenzene-d5	16.467	117	2291723	20.00	ug/Kg	0.00
74) 1,4-Dichlorobenzene-d4	19.430	152	1179128	20.00	ug/Kg	0.00
95) 1,4-Dichlorobenzene-d4A	19.430	152	1179128	20.00	ug/Kg	-0.02
System Monitoring Compounds						
34) Dibromofluoromethane	11.605	111	847426	20.54	ug/Kg	0.00
Spiked Amount	20.000	Range	70 - 130	Recovery	=	102.70%
53) Toluene-d8	14.716	98	3023838	19.48	ug/Kg	0.00
Spiked Amount	20.000	Range	70 - 130	Recovery	=	97.40%
71) 4-Bromofluorobenzene	17.957	95	1165300	19.43	ug/Kg	-0.01
Spiked Amount	20.000	Range	70 - 130	Recovery	=	97.15%
Target Compounds						
10) Acetone	7.786	58	25402	4.52	ug/Kg#	50
18) Methylene Chloride	8.970	84	46641	0.76	ug/Kg	94
96) TPH-GRO (C6-C10)	13.747	TIC	214967m	0.90	ug/Kg	

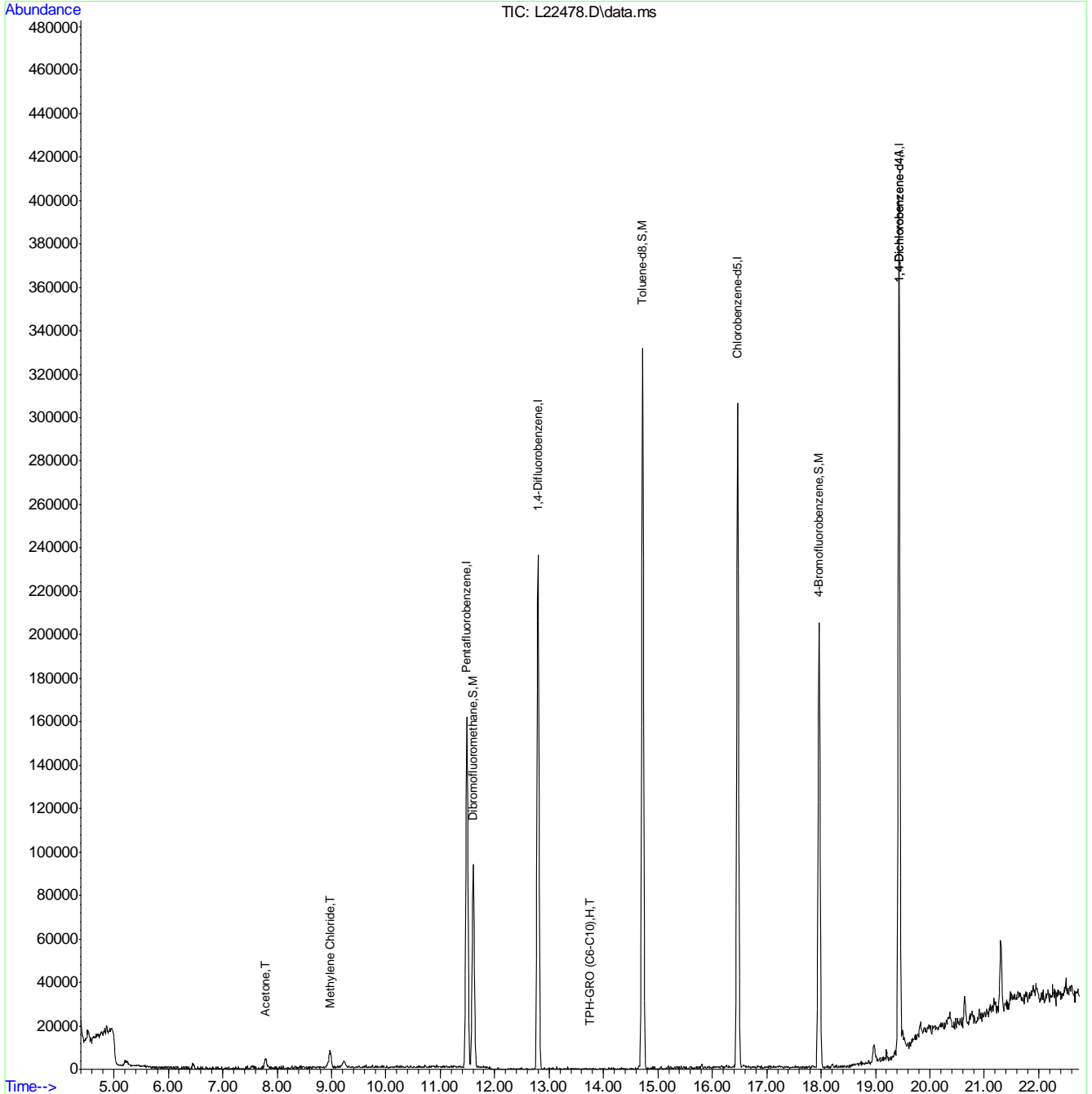
(#) = qualifier out of range (m) = manual integration (+) = signals summed

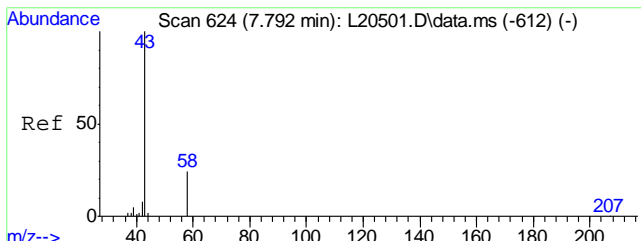
6.1.3  
6

Quantitation Report (QT Reviewed)

Data Path : C:\msdchem\1\DATA\L130202\  
 Data File : L22478.D  
 Acq On : 2 Feb 2013 3:42 pm  
 Operator : XINGB  
 Sample : C25941-3  
 Misc : MS1656,VL712,5.08,,,1  
 ALS Vial : 12 Sample Multiplier: 1

Quant Time: Feb 04 07:37:30 2013  
 Quant Method : C:\msdchem\1\METHODS\VL702S.M  
 Quant Title : EPA -8260B  
 QLast Update : Fri Jan 25 08:45:18 2013  
 Response via : Initial Calibration

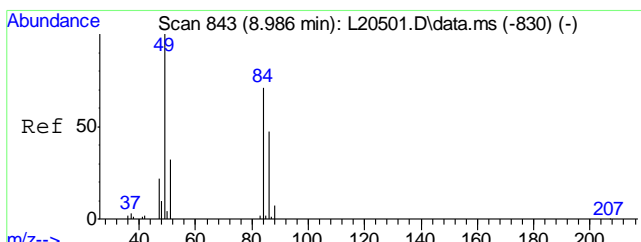
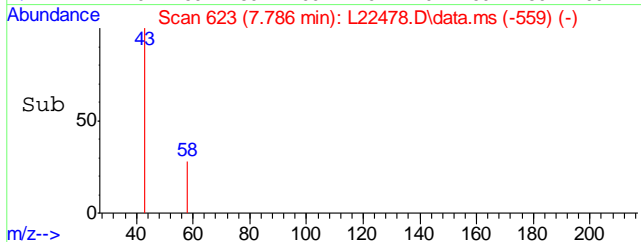
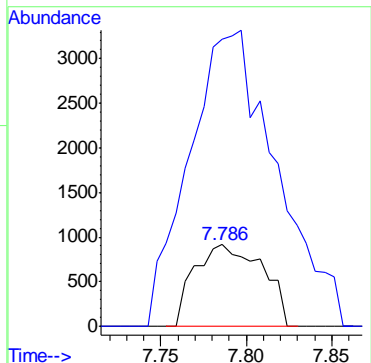
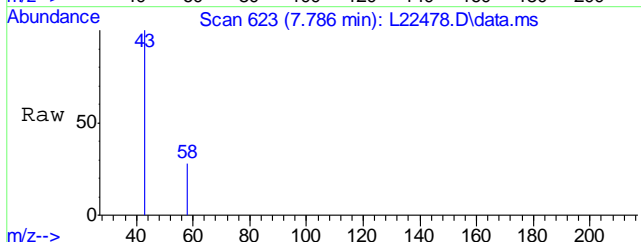




#10  
 Acetone  
 Concen: 4.52 ug/Kg  
 RT: 7.786 min Scan# 623  
 Delta R.T. -0.000 min  
 Lab File: L22478.D  
 Acq: 2 Feb 2013 3:42 pm

Tgt Ion: 58 Resp: 25402

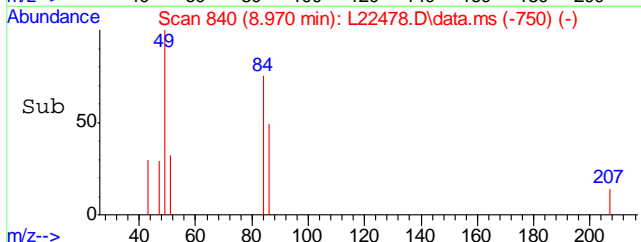
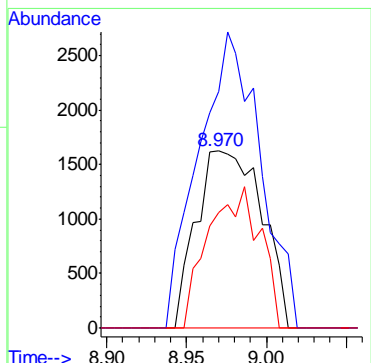
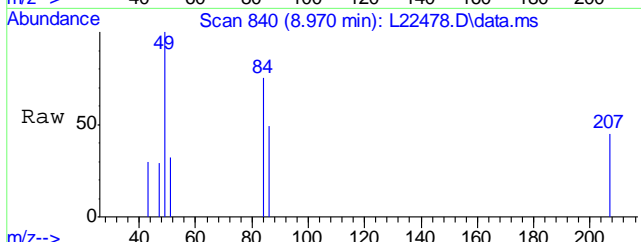
Ion	Ratio	Lower	Upper
58	100		
43	463.4	334.6	374.6#

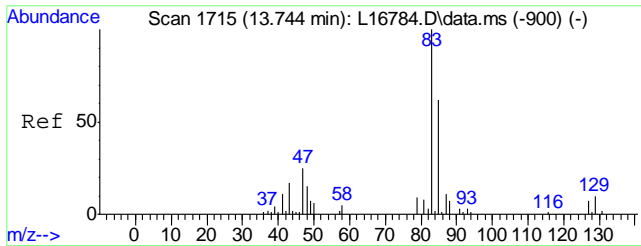


#18  
 Methylene Chloride  
 Concen: 0.76 ug/Kg  
 RT: 8.970 min Scan# 840  
 Delta R.T. -0.011 min  
 Lab File: L22478.D  
 Acq: 2 Feb 2013 3:42 pm

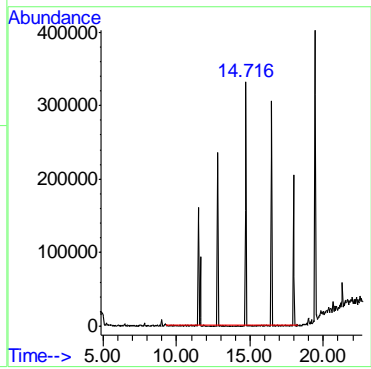
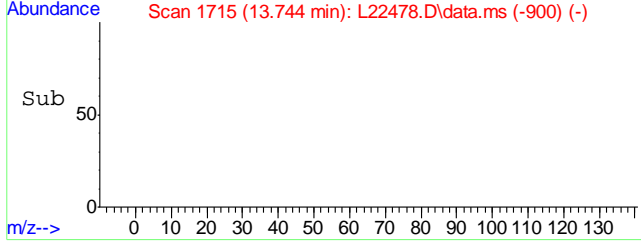
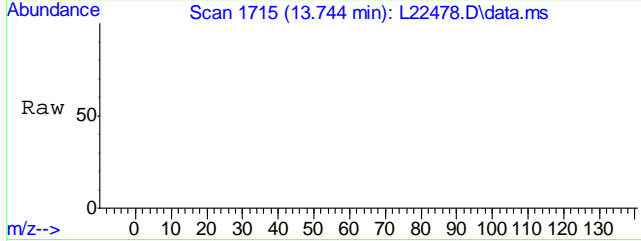
Tgt Ion: 84 Resp: 46641

Ion	Ratio	Lower	Upper
84	100		
49	156.4	125.6	165.6
86	63.1	43.6	83.6





#96  
TPH-GRO (C6-C10)  
Concen: 0.90 ug/Kg m  
RT: 13.747 min Scan# 1715  
Delta R.T. 0.000 min  
Lab File: L22478.D  
Acq: 2 Feb 2013 3:42 pm  
Tgt Ion:TIC Resp: 214967



6.1.3  
6

## Quantitation Report (QT Reviewed)

Data Path : C:\msdchem\1\DATA\L130202\  
 Data File : L22481.D  
 Acq On : 2 Feb 2013 5:09 pm  
 Operator : XINGB  
 Sample : C25941-4  
 Misc : MS1656,VL712,5.02,,,,,1  
 ALS Vial : 15 Sample Multiplier: 1

Quant Time: Feb 04 08:02:21 2013  
 Quant Method : C:\msdchem\1\METHODS\VL702S.M  
 Quant Title : EPA -8260B  
 QLast Update : Fri Jan 25 08:45:18 2013  
 Response via : Initial Calibration

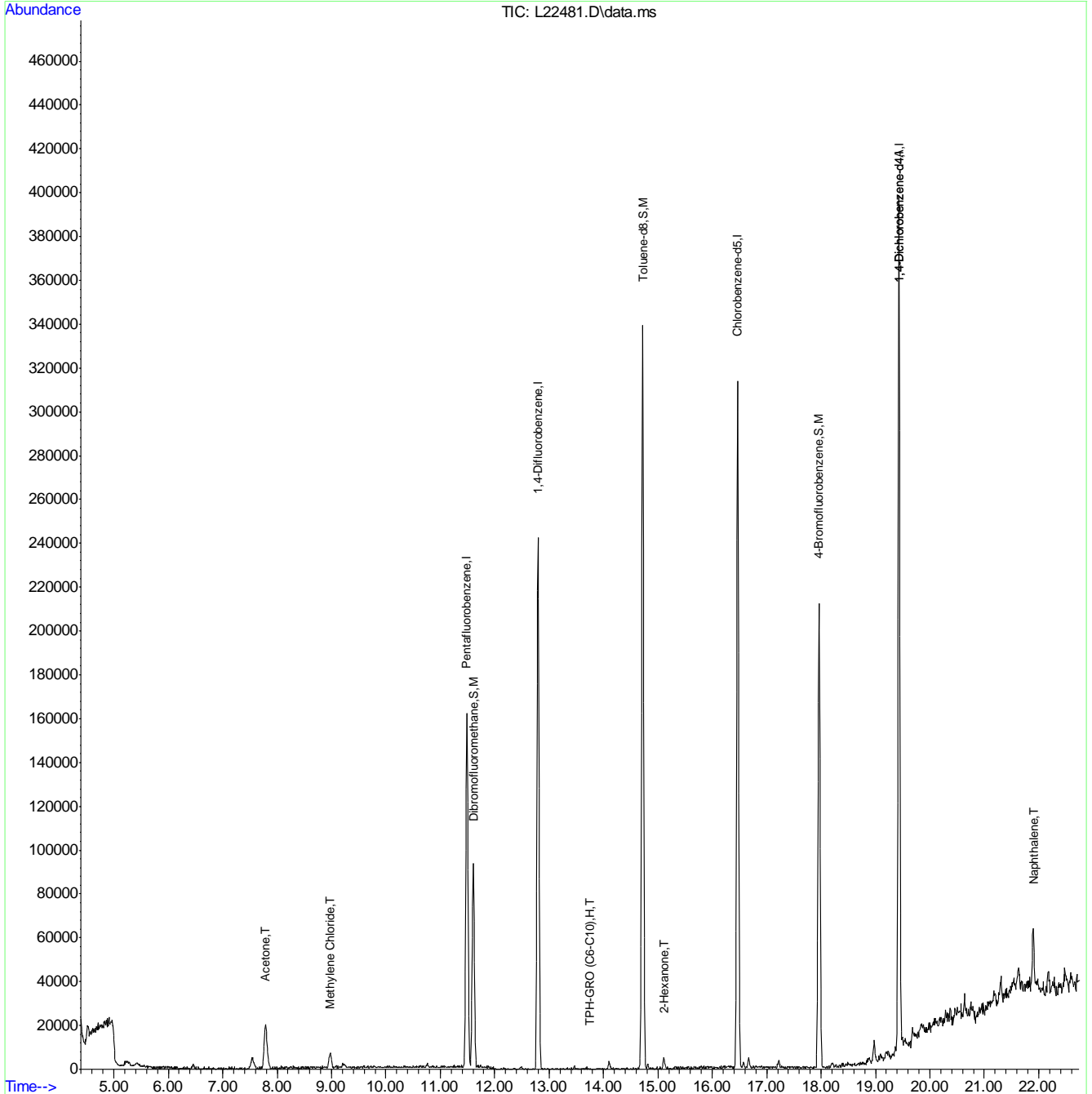
Compound	R.T.	QIon	Response	Conc	Units	Dev(Min)
Internal Standards						
1) Pentafluorobenzene	11.486	168	1601386	20.00	ug/Kg	0.00
38) 1,4-Difluorobenzene	12.801	114	2718744	20.00	ug/Kg	0.00
52) Chlorobenzene-d5	16.467	117	2361333	20.00	ug/Kg	0.00
74) 1,4-Dichlorobenzene-d4	19.430	152	1222983	20.00	ug/Kg	0.00
95) 1,4-Dichlorobenzene-d4A	19.430	152	1222983	20.00	ug/Kg	-0.02
System Monitoring Compounds						
34) Dibromofluoromethane	11.611	111	868045	20.37	ug/Kg	0.00
Spiked Amount	20.000	Range 70 - 130	Recovery =	101.85%		
53) Toluene-d8	14.721	98	3100755	19.39	ug/Kg	0.00
Spiked Amount	20.000	Range 70 - 130	Recovery =	96.95%		
71) 4-Bromofluorobenzene	17.962	95	1190984	19.27	ug/Kg	0.00
Spiked Amount	20.000	Range 70 - 130	Recovery =	96.35%		
Target Compounds						
10) Acetone	7.781	58	152546	26.28	ug/Kg	96
18) Methylene Chloride	8.981	84	50479	0.80	ug/Kg	88
57) 2-Hexanone	15.109	43	65026	1.23	ug/Kg#	88
93) Naphthalene	21.902	128	275963	1.36	ug/Kg	100
96) TPH-GRO (C6-C10)	13.747	TIC	817796m	3.31	ug/Kg	

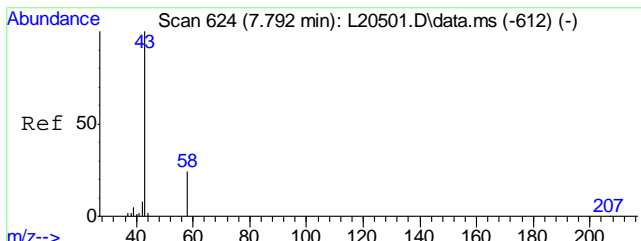
(#) = qualifier out of range (m) = manual integration (+) = signals summed

Quantitation Report (QT Reviewed)

Data Path : C:\msdchem\1\DATA\L130202\  
Data File : L22481.D  
Acq On : 2 Feb 2013 5:09 pm  
Operator : XINGB  
Sample : C25941-4  
Misc : MS1656,VL712,5.02,,,,,1  
ALS Vial : 15 Sample Multiplier: 1

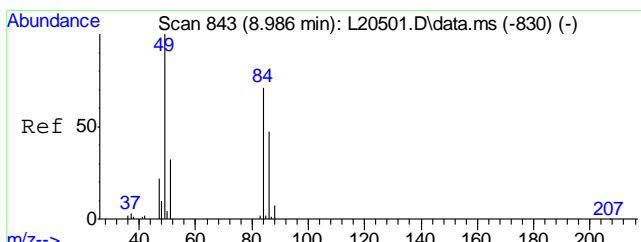
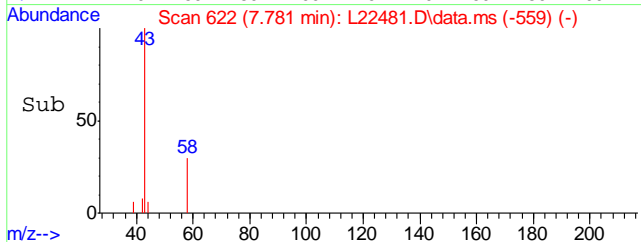
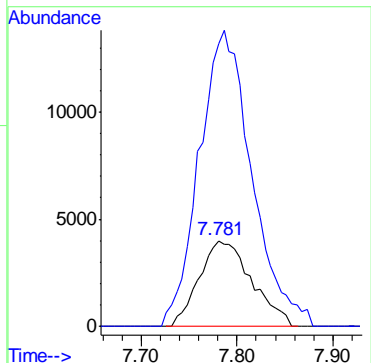
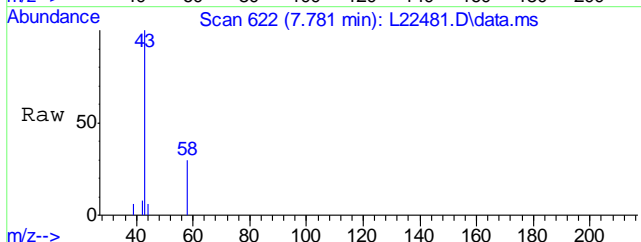
Quant Time: Feb 04 08:02:21 2013  
Quant Method : C:\msdchem\1\METHODS\VL702S.M  
Quant Title : EPA -8260B  
QLast Update : Fri Jan 25 08:45:18 2013  
Response via : Initial Calibration





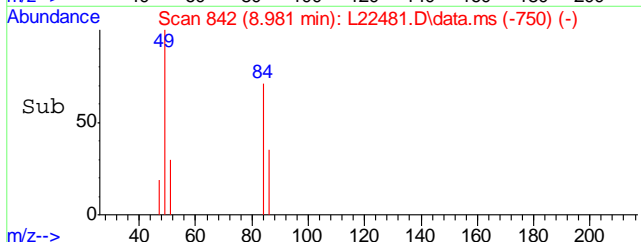
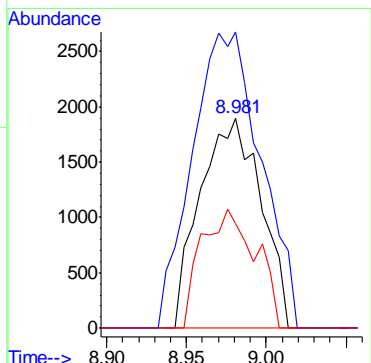
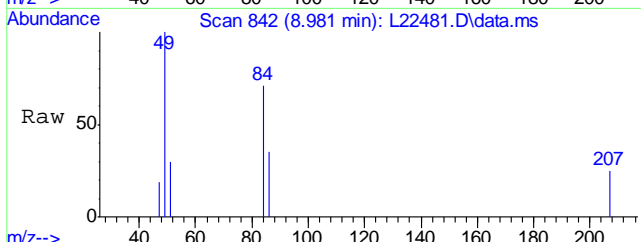
#10  
Acetone  
Concen: 26.28 ug/Kg  
RT: 7.781 min Scan# 622  
Delta R.T. -0.006 min  
Lab File: L22481.D  
Acq: 2 Feb 2013 5:09 pm

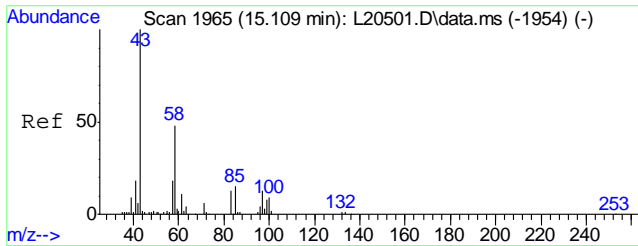
Tgt Ion	Resp	Lower	Upper
58	152546		
43	346.0	334.6	374.6



#18  
Methylene Chloride  
Concen: 0.80 ug/Kg  
RT: 8.981 min Scan# 842  
Delta R.T. -0.000 min  
Lab File: L22481.D  
Acq: 2 Feb 2013 5:09 pm

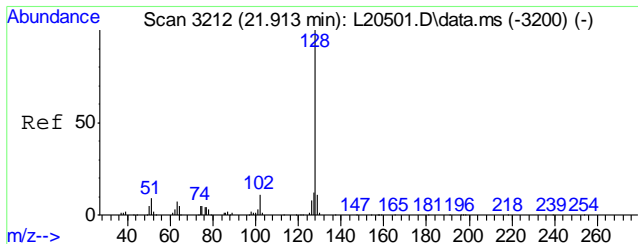
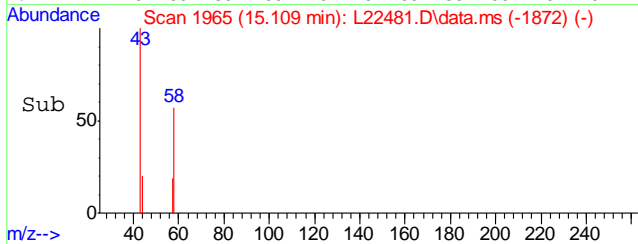
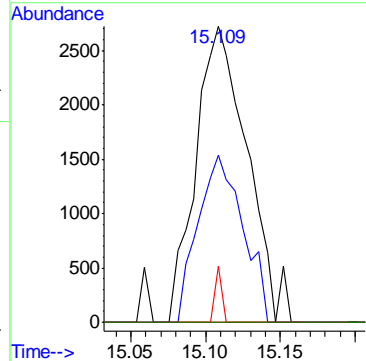
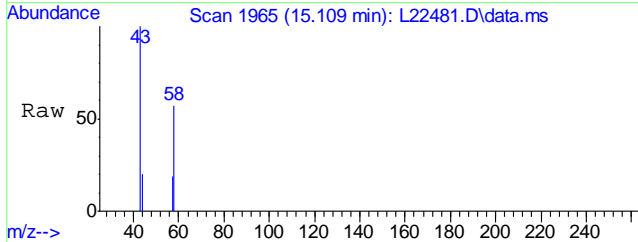
Tgt Ion	Resp	Lower	Upper
84	50479		
49	158.8	125.6	165.6
86	50.8	43.6	83.6





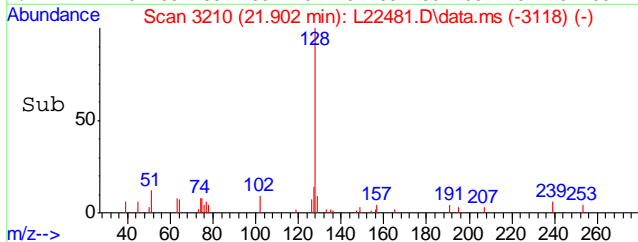
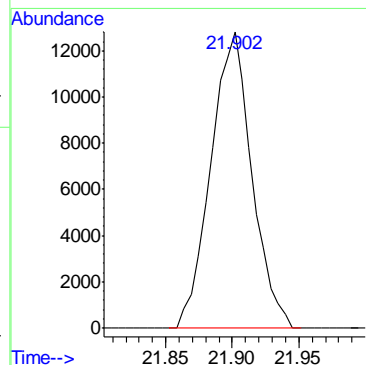
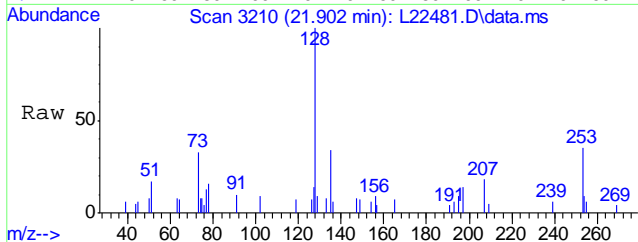
#57  
2-Hexanone  
Concen: 1.23 ug/Kg  
RT: 15.109 min Scan# 1965  
Delta R.T. 0.005 min  
Lab File: L22481.D  
Acq: 2 Feb 2013 5:09 pm

Tgt Ion	Resp	Lower	Upper
43	100		
58	49.4	30.1	70.1
57	0.0	0.0	36.3
100	0.0	0.0	29.0

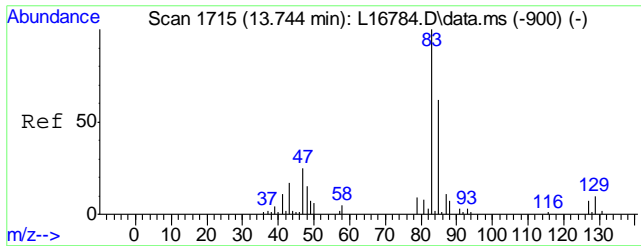


#93  
Naphthalene  
Concen: 1.36 ug/Kg  
RT: 21.902 min Scan# 3210  
Delta R.T. -0.000 min  
Lab File: L22481.D  
Acq: 2 Feb 2013 5:09 pm

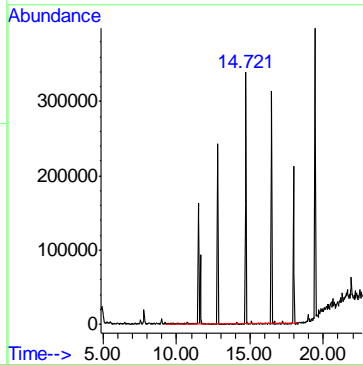
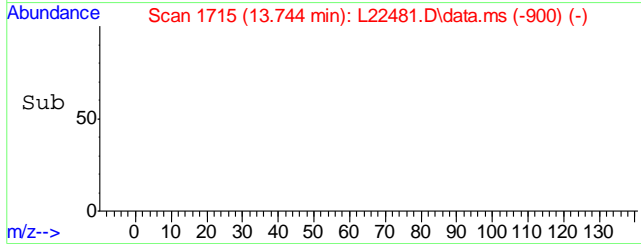
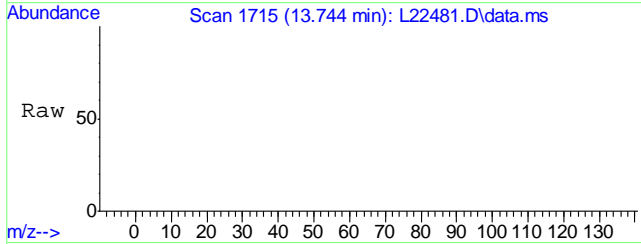
Tgt Ion: 128 Resp: 275963







#96  
TPH-GRO (C6-C10)  
Concen: 3.31 ug/Kg m  
RT: 13.747 min Scan# 1715  
Delta R.T. 0.000 min  
Lab File: L22481.D  
Acq: 2 Feb 2013 5:09 pm  
Tgt Ion:TIC Resp: 817796



6.1.4  
6

## Quantitation Report (QT Reviewed)

Data Path : C:\msdchem\1\DATA\L130202\  
 Data File : L22482.D  
 Acq On : 2 Feb 2013 5:38 pm  
 Operator : XINGB  
 Sample : C25941-5  
 Misc : MS1656,VL712,5.17,,,,,1  
 ALS Vial : 16 Sample Multiplier: 1

Quant Time: Feb 04 07:37:40 2013  
 Quant Method : C:\msdchem\1\METHODS\VL702S.M  
 Quant Title : EPA -8260B  
 QLast Update : Fri Jan 25 08:45:18 2013  
 Response via : Initial Calibration

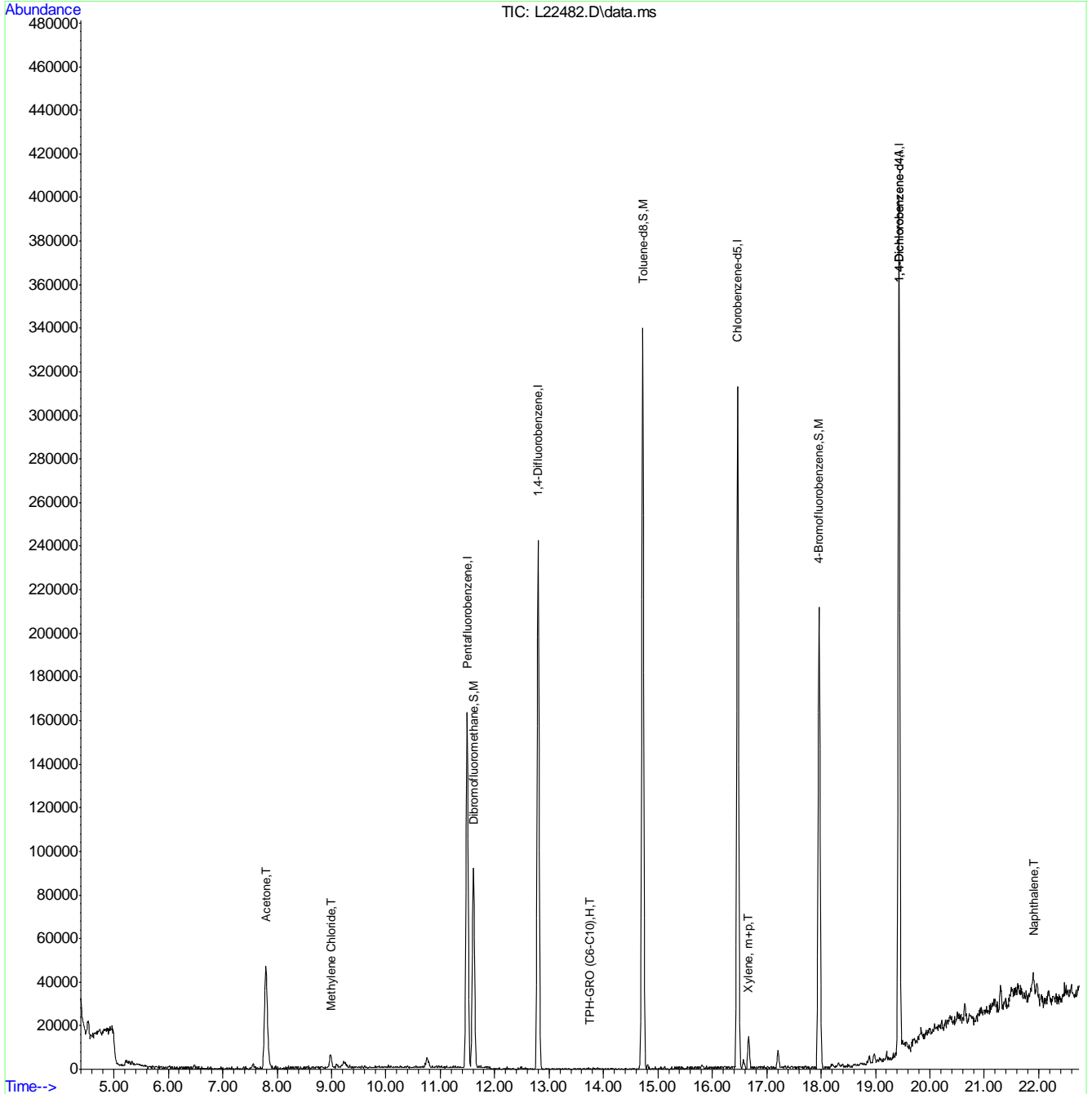
Compound	R.T.	QIon	Response	Conc	Units	Dev(Min)	
Internal Standards							
1) Pentafluorobenzene	11.491	168	1580976	20.00	ug/Kg	0.00	
38) 1,4-Difluorobenzene	12.800	114	2684222	20.00	ug/Kg	0.00	
52) Chlorobenzene-d5	16.467	117	2376493	20.00	ug/Kg	0.00	
74) 1,4-Dichlorobenzene-d4	19.430	152	1202331	20.00	ug/Kg	0.00	
95) 1,4-Dichlorobenzene-d4A	19.430	152	1202331	20.00	ug/Kg	-0.02	
System Monitoring Compounds							
34) Dibromofluoromethane	11.611	111	875424	20.81	ug/Kg	0.00	
Spiked Amount	20.000	Range 70 - 130	Recovery	=	104.05%		
53) Toluene-d8	14.721	98	3087140	19.18	ug/Kg	0.00	
Spiked Amount	20.000	Range 70 - 130	Recovery	=	95.90%		
71) 4-Bromofluorobenzene	17.962	95	1202328	19.33	ug/Kg	0.00	
Spiked Amount	20.000	Range 70 - 130	Recovery	=	96.65%		
Target Compounds							
10) Acetone	7.792	58	339552	59.24	ug/Kg	96	Qvalue
18) Methylene Chloride	8.986	84	39767	0.64	ug/Kg	88	
65) Xylene, m+p	16.669	106	65040	0.58	ug/Kg	99	
93) Naphthalene	21.902	128	106419	0.54	ug/Kg	100	
96) TPH-GRO (C6-C10)	13.747	TIC	700145m	2.88	ug/Kg		

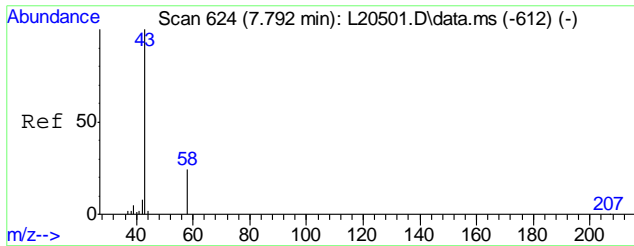
(#) = qualifier out of range (m) = manual integration (+) = signals summed

Quantitation Report (QT Reviewed)

Data Path : C:\msdchem\1\DATA\L130202\  
Data File : L22482.D  
Acq On : 2 Feb 2013 5:38 pm  
Operator : XINGB  
Sample : C25941-5  
Misc : MS1656,VL712,5.17,,,,,1  
ALS Vial : 16 Sample Multiplier: 1

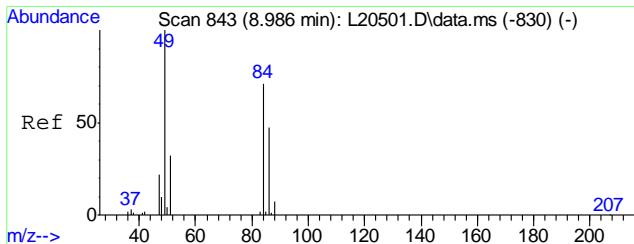
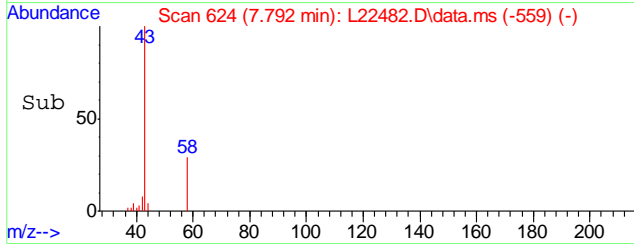
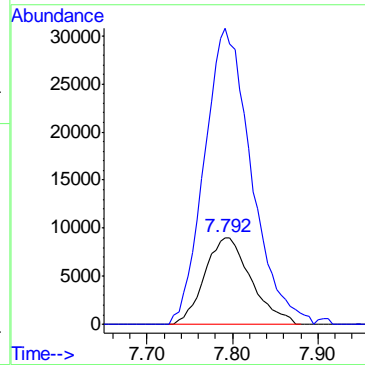
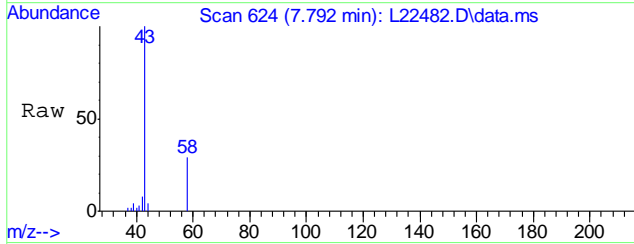
Quant Time: Feb 04 07:37:40 2013  
Quant Method : C:\msdchem\1\METHODS\VL702S.M  
Quant Title : EPA -8260B  
QLast Update : Fri Jan 25 08:45:18 2013  
Response via : Initial Calibration





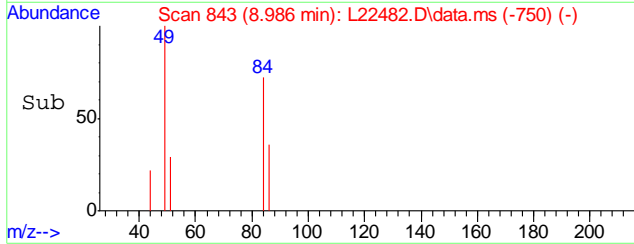
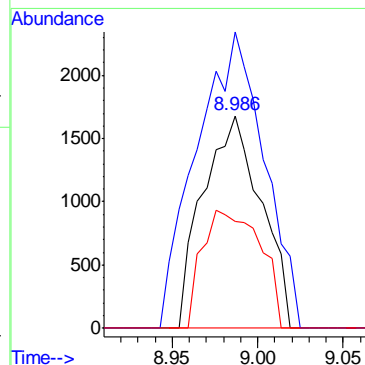
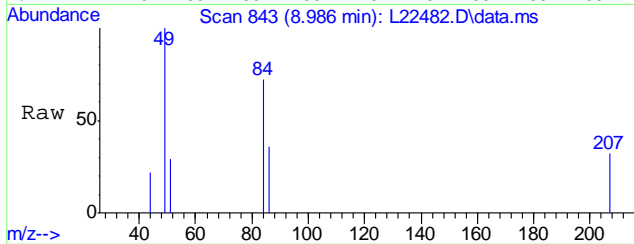
#10  
 Acetone  
 Concen: 59.24 ug/Kg  
 RT: 7.792 min Scan# 624  
 Delta R.T. 0.005 min  
 Lab File: L22482.D  
 Acq: 2 Feb 2013 5:38 pm

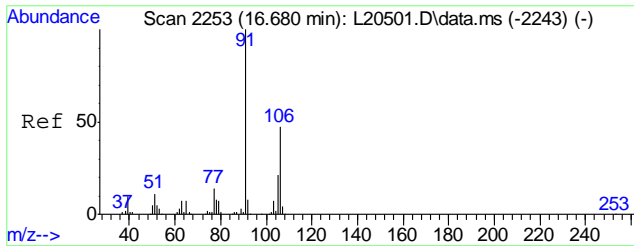
Tgt Ion: 58 Resp: 339552  
 Ion Ratio Lower Upper  
 58 100  
 43 345.9 334.6 374.6



#18  
 Methylene Chloride  
 Concen: 0.64 ug/Kg  
 RT: 8.986 min Scan# 843  
 Delta R.T. 0.005 min  
 Lab File: L22482.D  
 Acq: 2 Feb 2013 5:38 pm

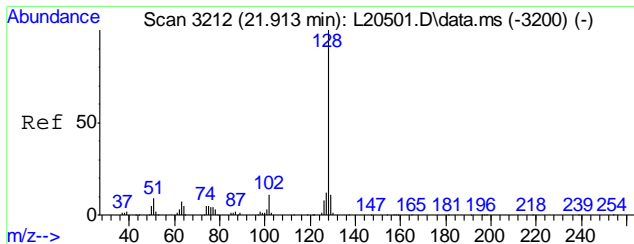
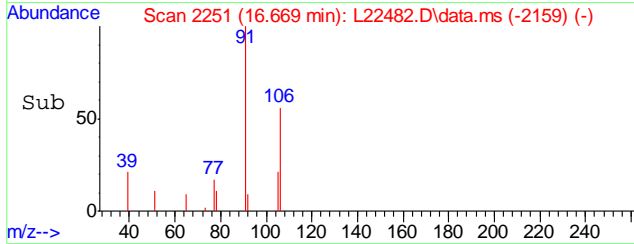
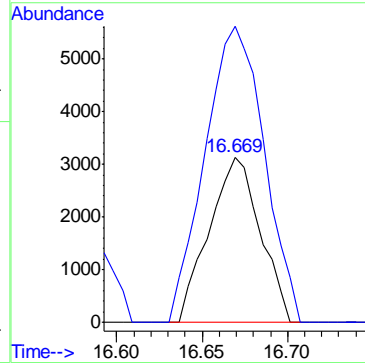
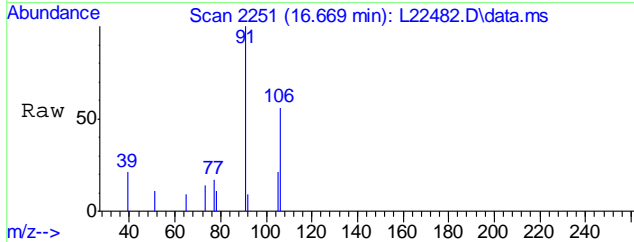
Tgt Ion: 84 Resp: 39767  
 Ion Ratio Lower Upper  
 84 100  
 49 161.9 125.6 165.6  
 86 55.3 43.6 83.6





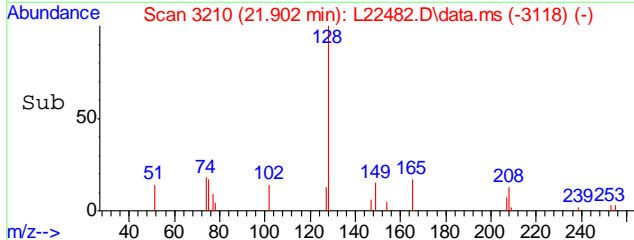
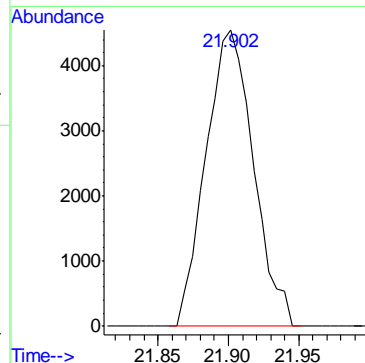
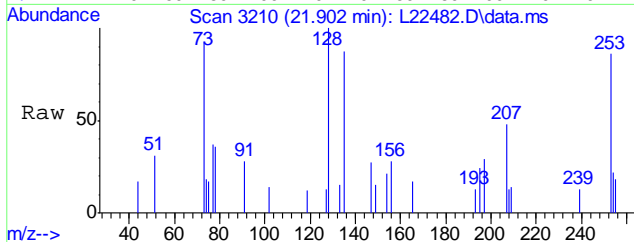
#65  
 Xylene, m+p  
 Concen: 0.58 ug/Kg  
 RT: 16.669 min Scan# 2251  
 Delta R.T. -0.000 min  
 Lab File: L22482.D  
 Acq: 2 Feb 2013 5:38 pm

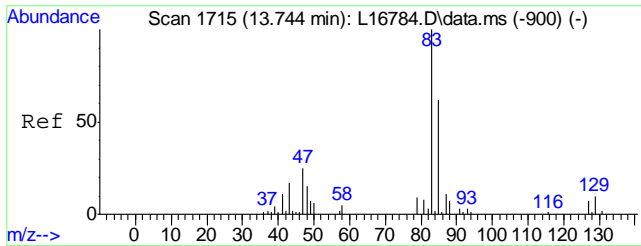
Tgt Ion:106 Resp: 65040  
 Ion Ratio Lower Upper  
 106 100  
 91 208.3 187.1 227.1



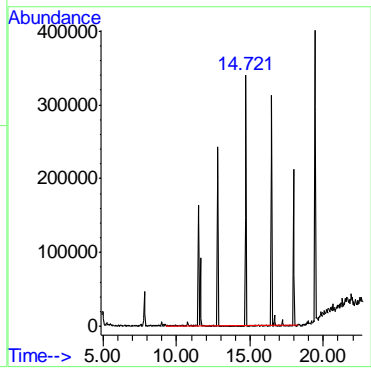
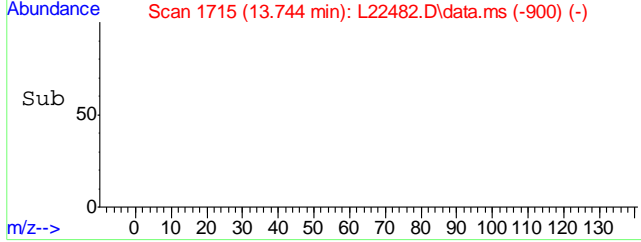
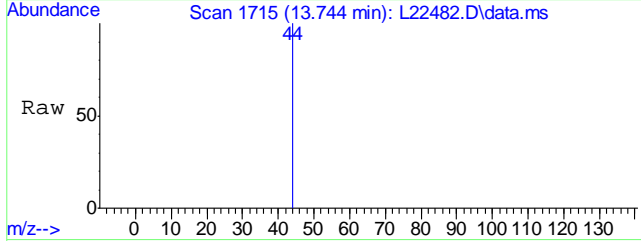
#93  
 Naphthalene  
 Concen: 0.54 ug/Kg  
 RT: 21.902 min Scan# 3210  
 Delta R.T. -0.000 min  
 Lab File: L22482.D  
 Acq: 2 Feb 2013 5:38 pm

Tgt Ion:128 Resp: 106419





#96  
TPH-GRO (C6-C10)  
Concen: 2.88 ug/Kg m  
RT: 13.747 min Scan# 1715  
Delta R.T. 0.000 min  
Lab File: L22482.D  
Acq: 2 Feb 2013 5:38 pm  
Tgt Ion:TIC Resp: 700145



6.1.5  
6

## Quantitation Report (QT Reviewed)

Data Path : C:\msdchem\1\DATA\L130202\  
 Data File : L22483.D  
 Acq On : 2 Feb 2013 6:07 pm  
 Operator : XINGB  
 Sample : C25941-6  
 Misc : MS1656,VL712,5.08,,,,,1  
 ALS Vial : 17 Sample Multiplier: 1

Quant Time: Feb 04 08:03:21 2013  
 Quant Method : C:\msdchem\1\METHODS\VL702S.M  
 Quant Title : EPA -8260B  
 QLast Update : Fri Jan 25 08:45:18 2013  
 Response via : Initial Calibration

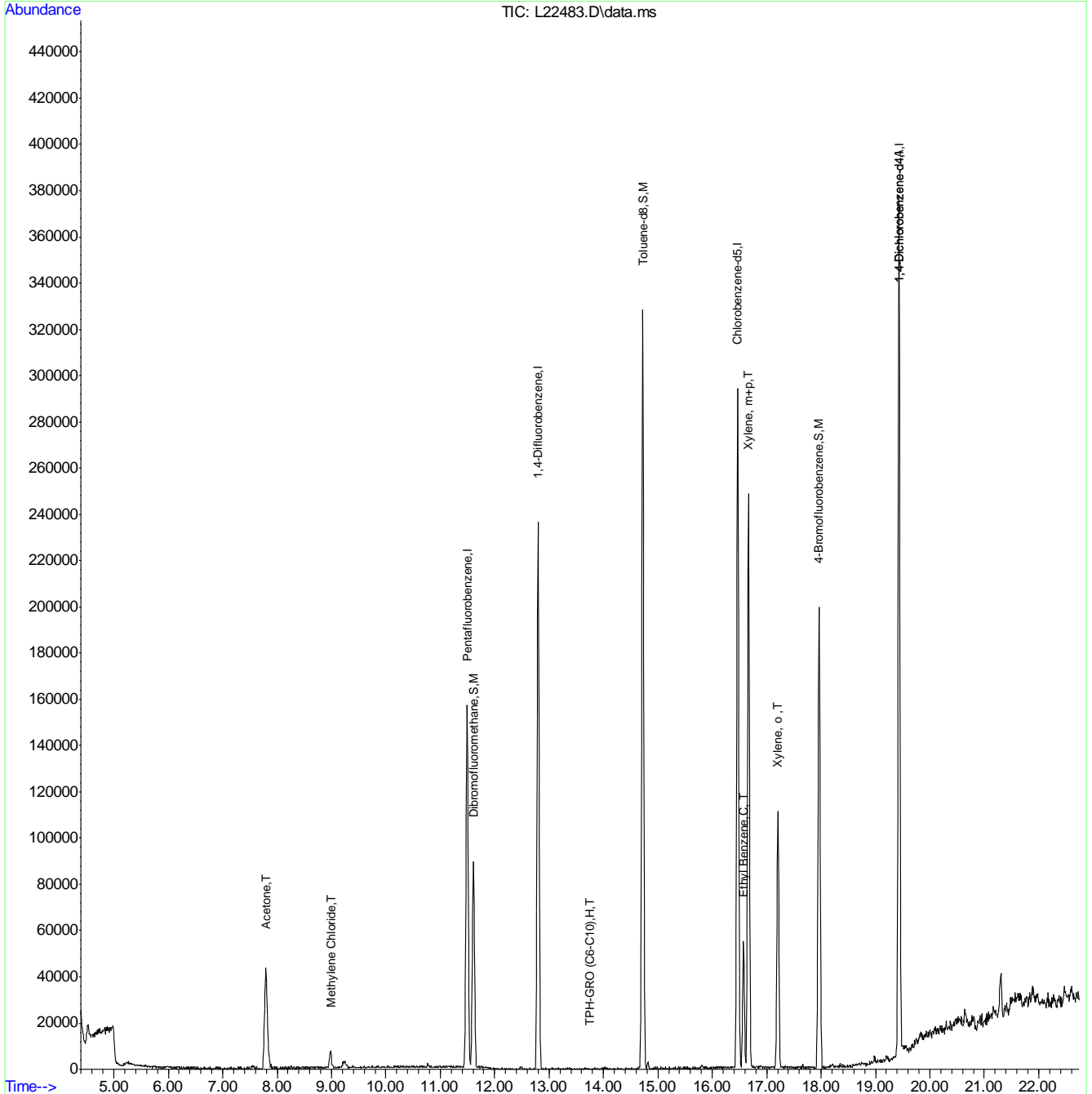
Compound	R.T.	QIon	Response	Conc	Units	Dev(Min)
Internal Standards						
1) Pentafluorobenzene	11.491	168	1524014	20.00	ug/Kg	0.00
38) 1,4-Difluorobenzene	12.800	114	2581617	20.00	ug/Kg	0.00
52) Chlorobenzene-d5	16.467	117	2244667	20.00	ug/Kg	0.00
74) 1,4-Dichlorobenzene-d4	19.430	152	1156517	20.00	ug/Kg	0.00
95) 1,4-Dichlorobenzene-d4A	19.430	152	1156517	20.00	ug/Kg	-0.02
System Monitoring Compounds						
34) Dibromofluoromethane	11.611	111	822361	20.28	ug/Kg	0.00
Spiked Amount	20.000	Range	70 - 130	Recovery	=	101.40%
53) Toluene-d8	14.721	98	2971791	19.55	ug/Kg	0.00
Spiked Amount	20.000	Range	70 - 130	Recovery	=	97.75%
71) 4-Bromofluorobenzene	17.962	95	1135141	19.32	ug/Kg	0.00
Spiked Amount	20.000	Range	70 - 130	Recovery	=	96.60%
Target Compounds						
10) Acetone	7.797	58	302130	54.68	ug/Kg	98
18) Methylene Chloride	8.986	84	53228	0.88	ug/Kg	93
64) Ethyl Benzene	16.576	91	585470	2.19	ug/Kg	99
65) Xylene, m+p	16.669	106	973248	9.18	ug/Kg	100
66) Xylene, o	17.204	106	454896	4.44	ug/Kg	99
96) TPH-GRO (C6-C10)	13.747	TIC	9773902m	41.82	ug/Kg	

(#) = qualifier out of range (m) = manual integration (+) = signals summed

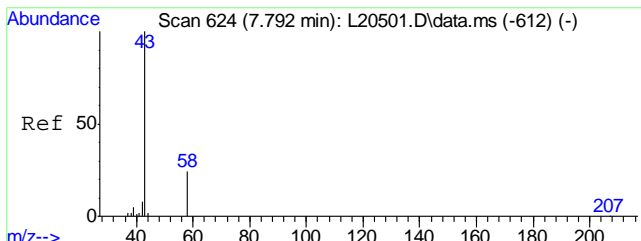
Quantitation Report (QT Reviewed)

Data Path : C:\msdchem\1\DATA\L130202\  
Data File : L22483.D  
Acq On : 2 Feb 2013 6:07 pm  
Operator : XINGB  
Sample : C25941-6  
Misc : MS1656,VL712,5.08,,,,,1  
ALS Vial : 17 Sample Multiplier: 1

Quant Time: Feb 04 08:03:21 2013  
Quant Method : C:\msdchem\1\METHODS\VL702S.M  
Quant Title : EPA -8260B  
QLast Update : Fri Jan 25 08:45:18 2013  
Response via : Initial Calibration

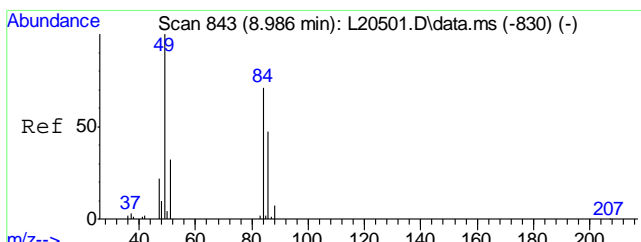
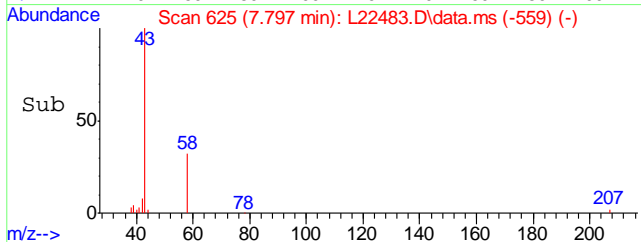
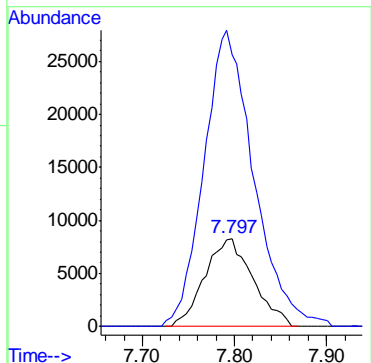
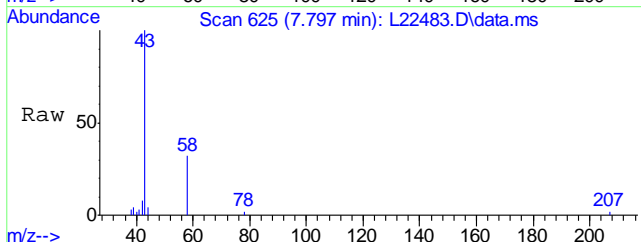






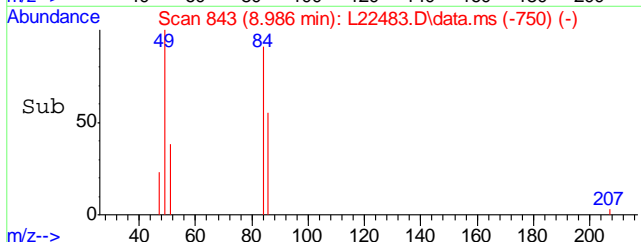
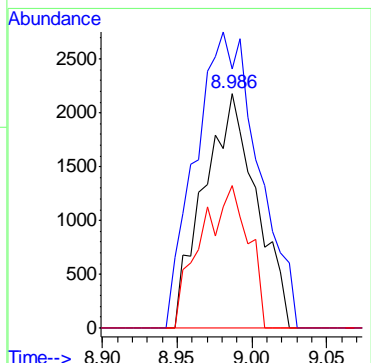
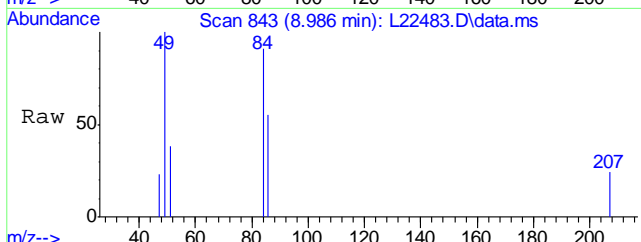
#10  
Acetone  
Concen: 54.68 ug/Kg  
RT: 7.797 min Scan# 625  
Delta R.T. 0.011 min  
Lab File: L22483.D  
Acq: 2 Feb 2013 6:07 pm

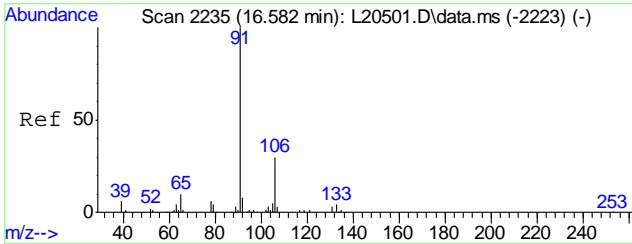
Tgt Ion	Resp	Lower	Upper
58	302130		
58	100		
43	349.8	334.6	374.6



#18  
Methylene Chloride  
Concen: 0.88 ug/Kg  
RT: 8.986 min Scan# 843  
Delta R.T. 0.005 min  
Lab File: L22483.D  
Acq: 2 Feb 2013 6:07 pm

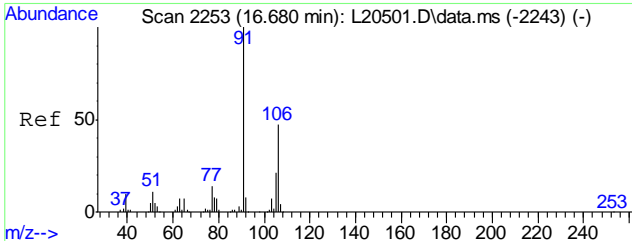
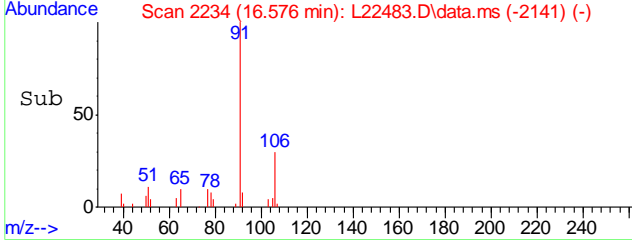
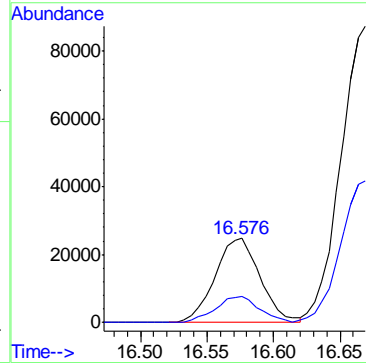
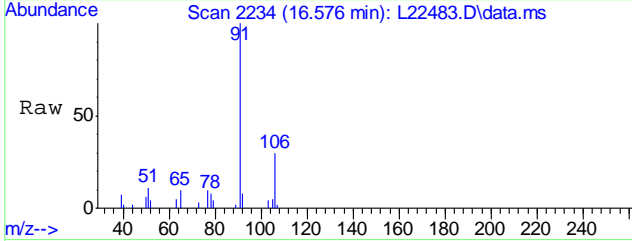
Tgt Ion	Resp	Lower	Upper
84	53228		
84	100		
49	151.5	125.6	165.6
86	55.0	43.6	83.6





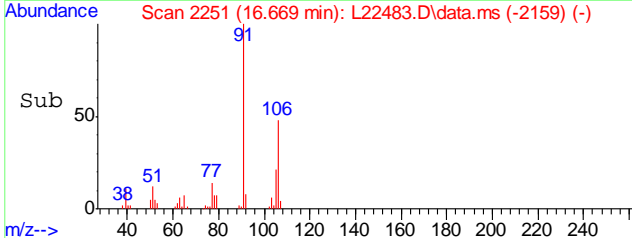
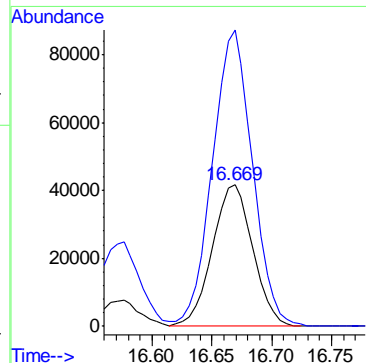
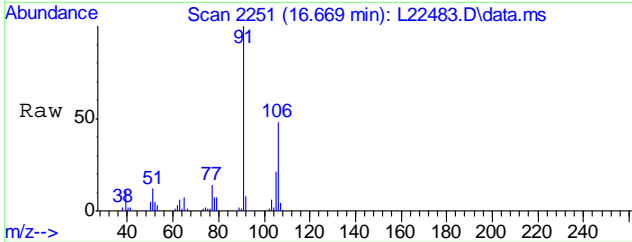
#64  
Ethyl Benzene  
Concen: 2.19 ug/Kg  
RT: 16.576 min Scan# 2234  
Delta R.T. 0.005 min  
Lab File: L22483.D  
Acq: 2 Feb 2013 6:07 pm

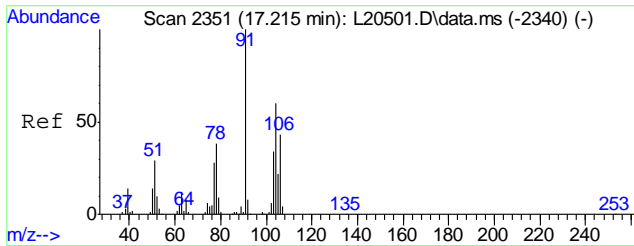
Tgt Ion: 91 Resp: 585470  
Ion Ratio Lower Upper  
91 100  
106 29.8 10.3 50.3



#65  
Xylene, m+p  
Concen: 9.18 ug/Kg  
RT: 16.669 min Scan# 2251  
Delta R.T. -0.000 min  
Lab File: L22483.D  
Acq: 2 Feb 2013 6:07 pm

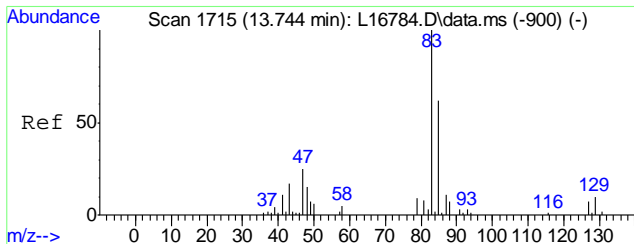
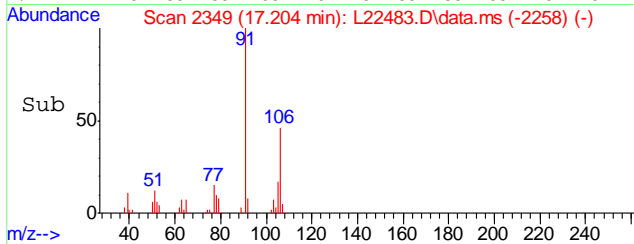
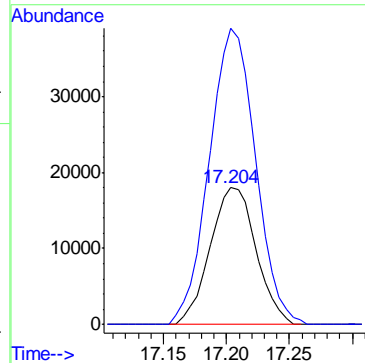
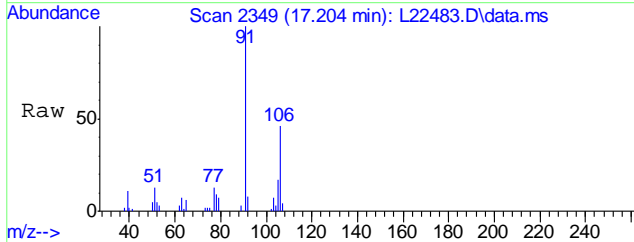
Tgt Ion: 106 Resp: 973248  
Ion Ratio Lower Upper  
106 100  
91 207.8 187.1 227.1





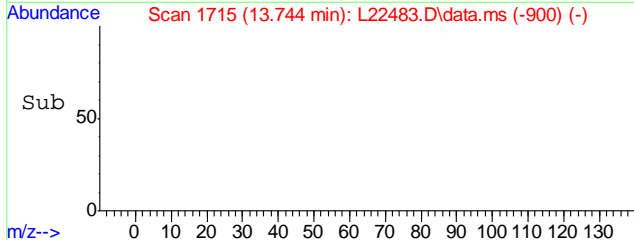
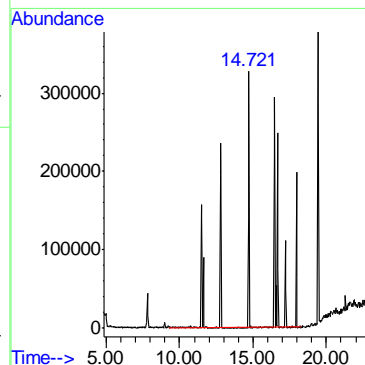
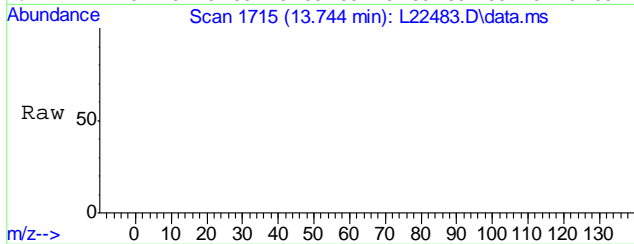
#66  
 Xylene, o  
 Concen: 4.44 ug/Kg  
 RT: 17.204 min Scan# 2349  
 Delta R.T. -0.006 min  
 Lab File: L22483.D  
 Acq: 2 Feb 2013 6:07 pm

Tgt Ion:106 Resp: 454896  
 Ion Ratio Lower Upper  
 106 100  
 91 218.7 197.4 237.4



#96  
 TPH-GRO (C6-C10)  
 Concen: 41.82 ug/Kg m  
 RT: 13.747 min Scan# 1715  
 Delta R.T. 0.000 min  
 Lab File: L22483.D  
 Acq: 2 Feb 2013 6:07 pm

Tgt Ion:TIC Resp: 9773902



Quantitation Report (QT Reviewed)

Data Path : C:\msdchem\1\DATA\L130202\  
Data File : L22484.D  
Acq On : 2 Feb 2013 6:35 pm  
Operator : XINGB  
Sample : C25941-7  
Misc : MS1656,VL712,5.15,,,,,1  
ALS Vial : 18 Sample Multiplier: 1

Quant Time: Feb 04 08:04:01 2013  
Quant Method : C:\msdchem\1\METHODS\VL702S.M  
Quant Title : EPA -8260B  
QLast Update : Fri Jan 25 08:45:18 2013  
Response via : Initial Calibration

Compound	R.T.	QIon	Response	Conc	Units	Dev(Min)	
Internal Standards							
1) Pentafluorobenzene	11.491	168	1486135	20.00	ug/Kg	0.00	
38) 1,4-Difluorobenzene	12.800	114	2539462	20.00	ug/Kg	0.00	
52) Chlorobenzene-d5	16.467	117	2222923	20.00	ug/Kg	0.00	
74) 1,4-Dichlorobenzene-d4	19.430	152	1135240	20.00	ug/Kg	0.00	
95) 1,4-Dichlorobenzene-d4A	19.430	152	1135240	20.00	ug/Kg	-0.02	
System Monitoring Compounds							
34) Dibromofluoromethane	11.611	111	826854	20.91	ug/Kg	0.00	
Spiked Amount	20.000	Range	70 - 130	Recovery	=	104.55%	
53) Toluene-d8	14.721	98	2929979	19.46	ug/Kg	0.00	
Spiked Amount	20.000	Range	70 - 130	Recovery	=	97.30%	
71) 4-Bromofluorobenzene	17.962	95	1116511	19.19	ug/Kg	0.00	
Spiked Amount	20.000	Range	70 - 130	Recovery	=	95.95%	
Target Compounds							
10) Acetone	7.791	58	294594	54.68	ug/Kg	99	Qvalue
18) Methylene Chloride	8.981	84	45764	0.78	ug/Kg	88	
64) Ethyl Benzene	16.571	91	2152935	8.12	ug/Kg	99	
65) Xylene, m+p	16.669	106	4040984	38.50	ug/Kg	99	
66) Xylene, o	17.204	106	1685577	16.61	ug/Kg	99	
96) TPH-GRO (C6-C10)	13.747	TIC	41180826m	179.50	ug/Kg		

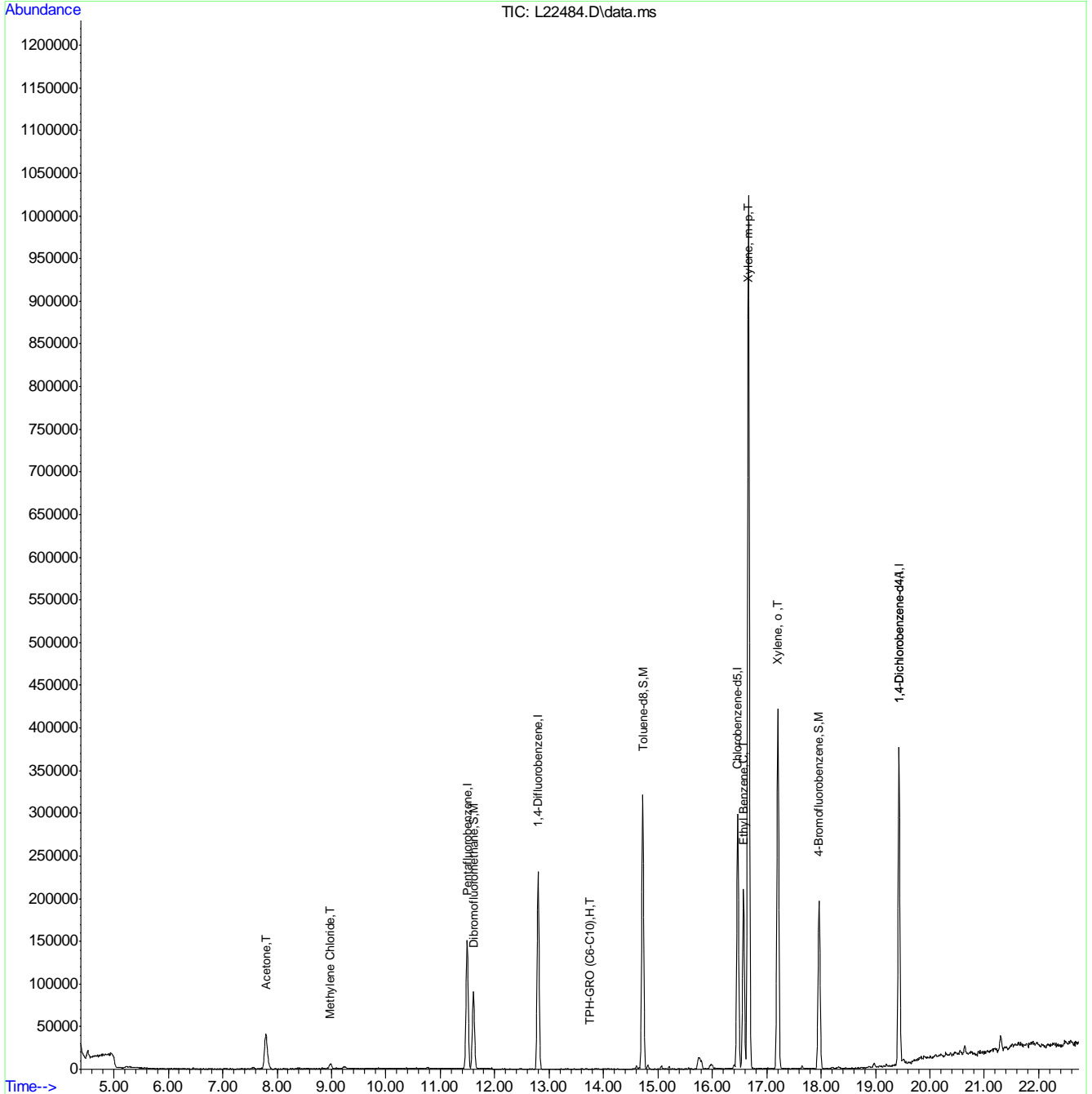
(#) = qualifier out of range (m) = manual integration (+) = signals summed

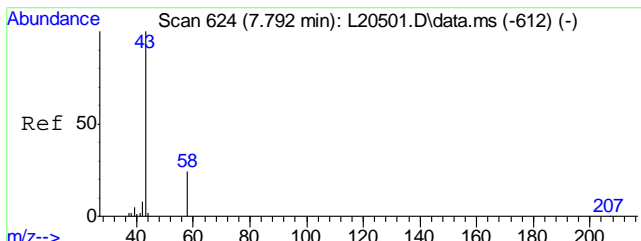
6.1.7  
6

Quantitation Report (QT Reviewed)

Data Path : C:\msdchem\1\DATA\L130202\  
Data File : L22484.D  
Acq On : 2 Feb 2013 6:35 pm  
Operator : XINGB  
Sample : C25941-7  
Misc : MS1656,VL712,5.15,,,1  
ALS Vial : 18 Sample Multiplier: 1

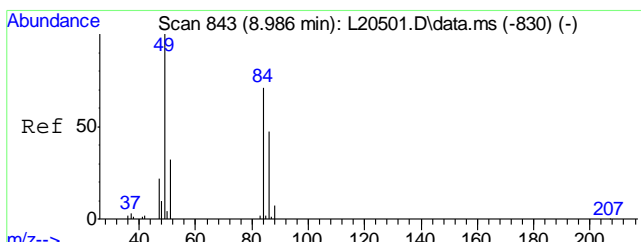
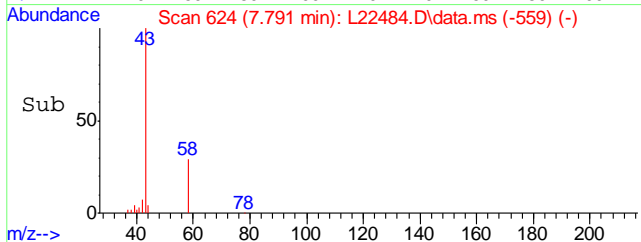
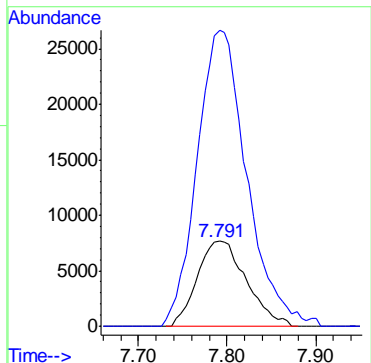
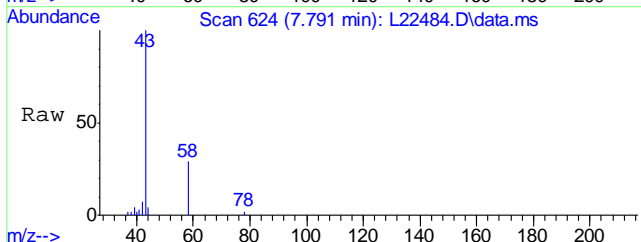
Quant Time: Feb 04 08:04:01 2013  
Quant Method : C:\msdchem\1\METHODS\VL702S.M  
Quant Title : EPA -8260B  
QLast Update : Fri Jan 25 08:45:18 2013  
Response via : Initial Calibration





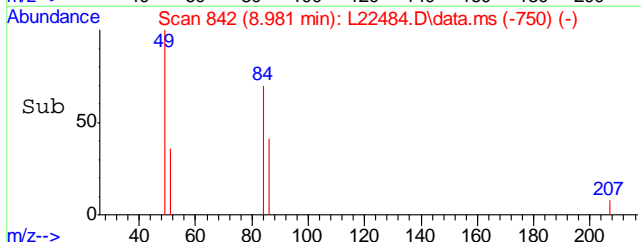
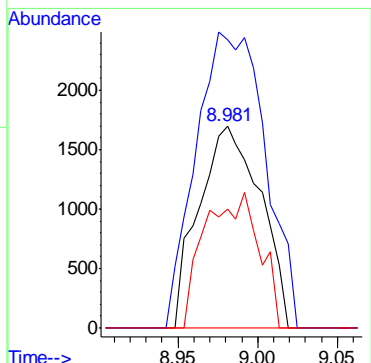
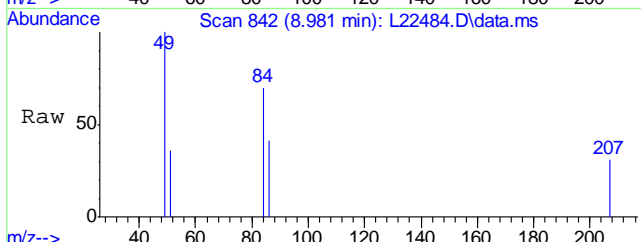
#10  
Acetone  
Concen: 54.68 ug/Kg  
RT: 7.791 min Scan# 624  
Delta R.T. 0.005 min  
Lab File: L22484.D  
Acq: 2 Feb 2013 6:35 pm

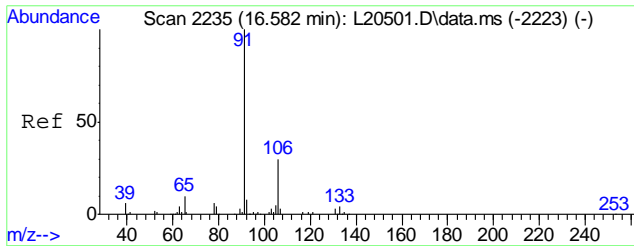
Tgt Ion	Resp	Lower	Upper
58	294594		
58	100		
43	351.7	334.6	374.6



#18  
Methylene Chloride  
Concen: 0.78 ug/Kg  
RT: 8.981 min Scan# 842  
Delta R.T. -0.000 min  
Lab File: L22484.D  
Acq: 2 Feb 2013 6:35 pm

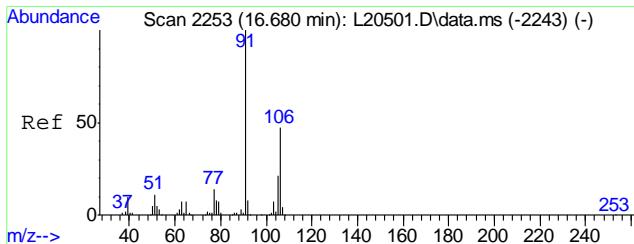
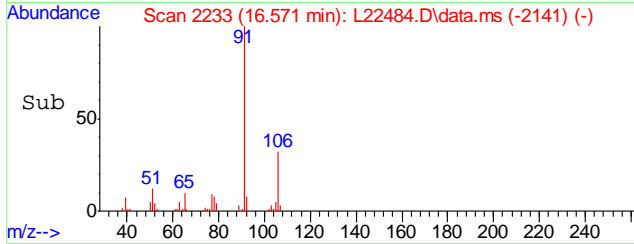
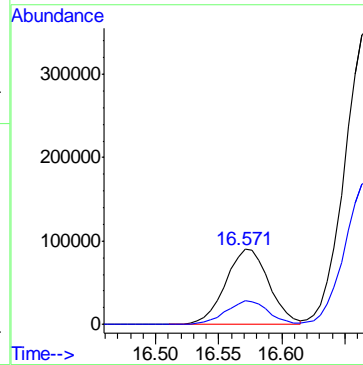
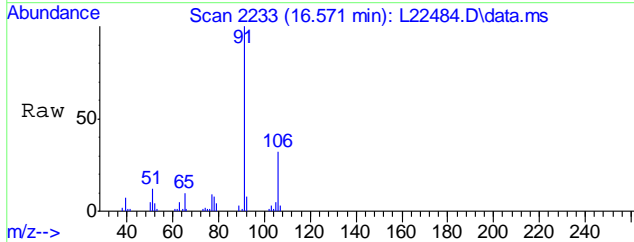
Tgt Ion	Resp	Lower	Upper
84	45764		
84	100		
49	163.7	125.6	165.6
86	59.4	43.6	83.6





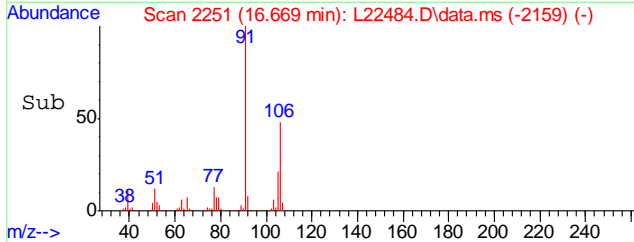
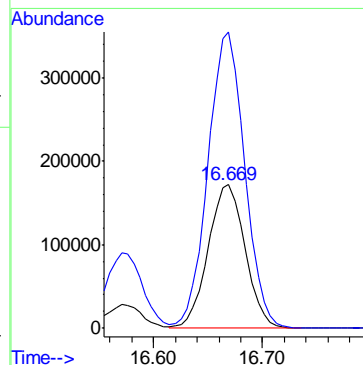
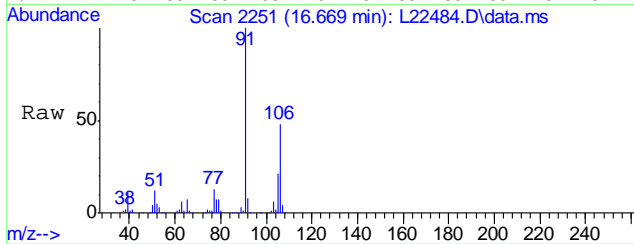
#64  
Ethyl Benzene  
Concen: 8.12 ug/Kg  
RT: 16.571 min Scan# 2233  
Delta R.T. -0.000 min  
Lab File: L22484.D  
Acq: 2 Feb 2013 6:35 pm

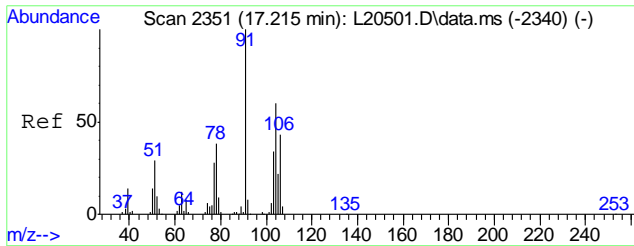
Tgt Ion: 91 Resp: 2152935  
Ion Ratio Lower Upper  
91 100  
106 30.7 10.3 50.3



#65  
Xylene, m+p  
Concen: 38.50 ug/Kg  
RT: 16.669 min Scan# 2251  
Delta R.T. -0.000 min  
Lab File: L22484.D  
Acq: 2 Feb 2013 6:35 pm

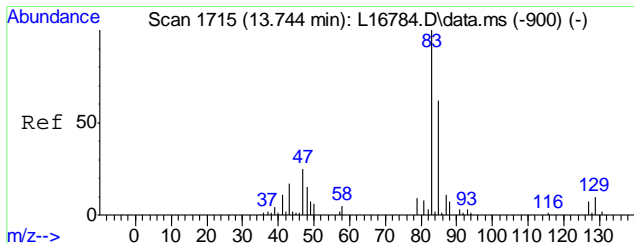
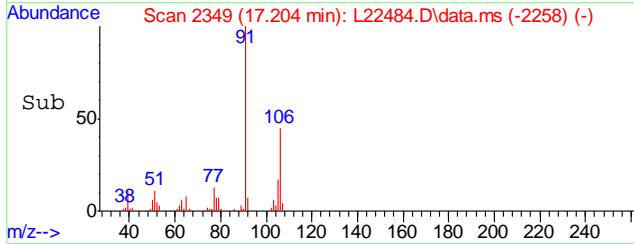
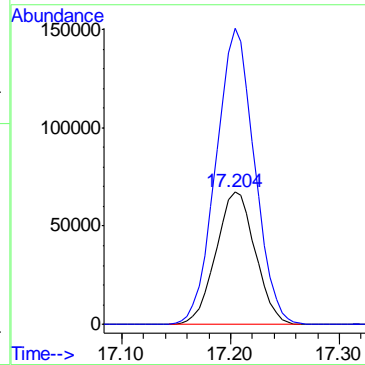
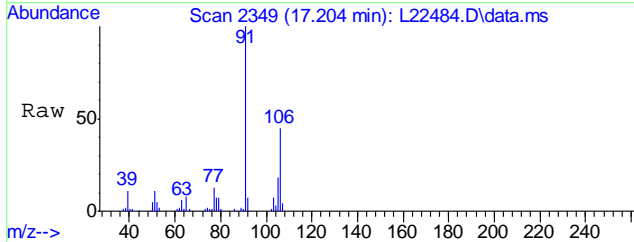
Tgt Ion: 106 Resp: 4040984  
Ion Ratio Lower Upper  
106 100  
91 205.2 187.1 227.1





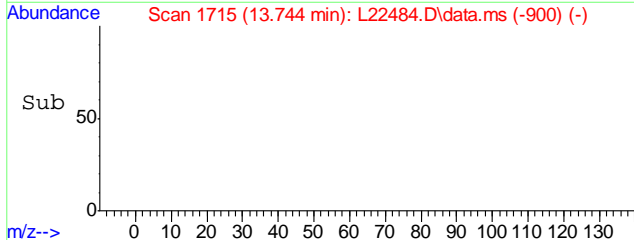
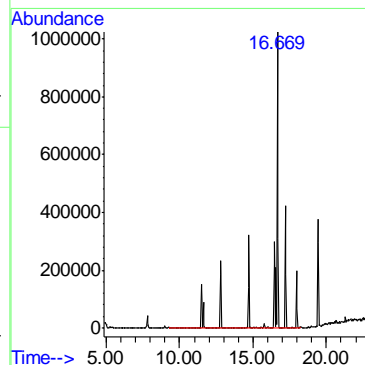
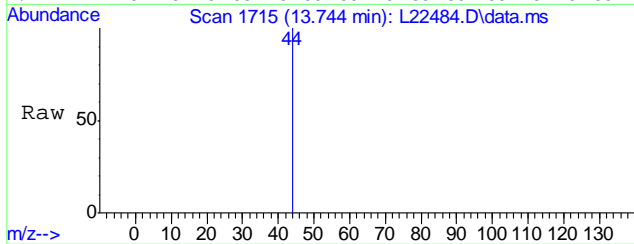
#66  
 Xylene, o  
 Concen: 16.61 ug/Kg  
 RT: 17.204 min Scan# 2349  
 Delta R.T. -0.006 min  
 Lab File: L22484.D  
 Acq: 2 Feb 2013 6:35 pm

Tgt Ion:106 Resp: 1685577  
 Ion Ratio Lower Upper  
 106 100  
 91 219.5 197.4 237.4



#96  
 TPH-GRO (C6-C10)  
 Concen: 179.50 ug/Kg m  
 RT: 13.747 min Scan# 1715  
 Delta R.T. 0.000 min  
 Lab File: L22484.D  
 Acq: 2 Feb 2013 6:35 pm

Tgt Ion:TIC Resp:41180826





## Quantitation Report (QT Reviewed)

Data Path : C:\msdchem\1\DATA\L130202\  
 Data File : L22485.D  
 Acq On : 2 Feb 2013 7:04 pm  
 Operator : XINGB  
 Sample : C25941-8  
 Misc : MS1656,VL712,5.20,,,,,1  
 ALS Vial : 19 Sample Multiplier: 1

Quant Time: Feb 04 07:37:46 2013  
 Quant Method : C:\msdchem\1\METHODS\VL702S.M  
 Quant Title : EPA -8260B  
 QLast Update : Fri Jan 25 08:45:18 2013  
 Response via : Initial Calibration

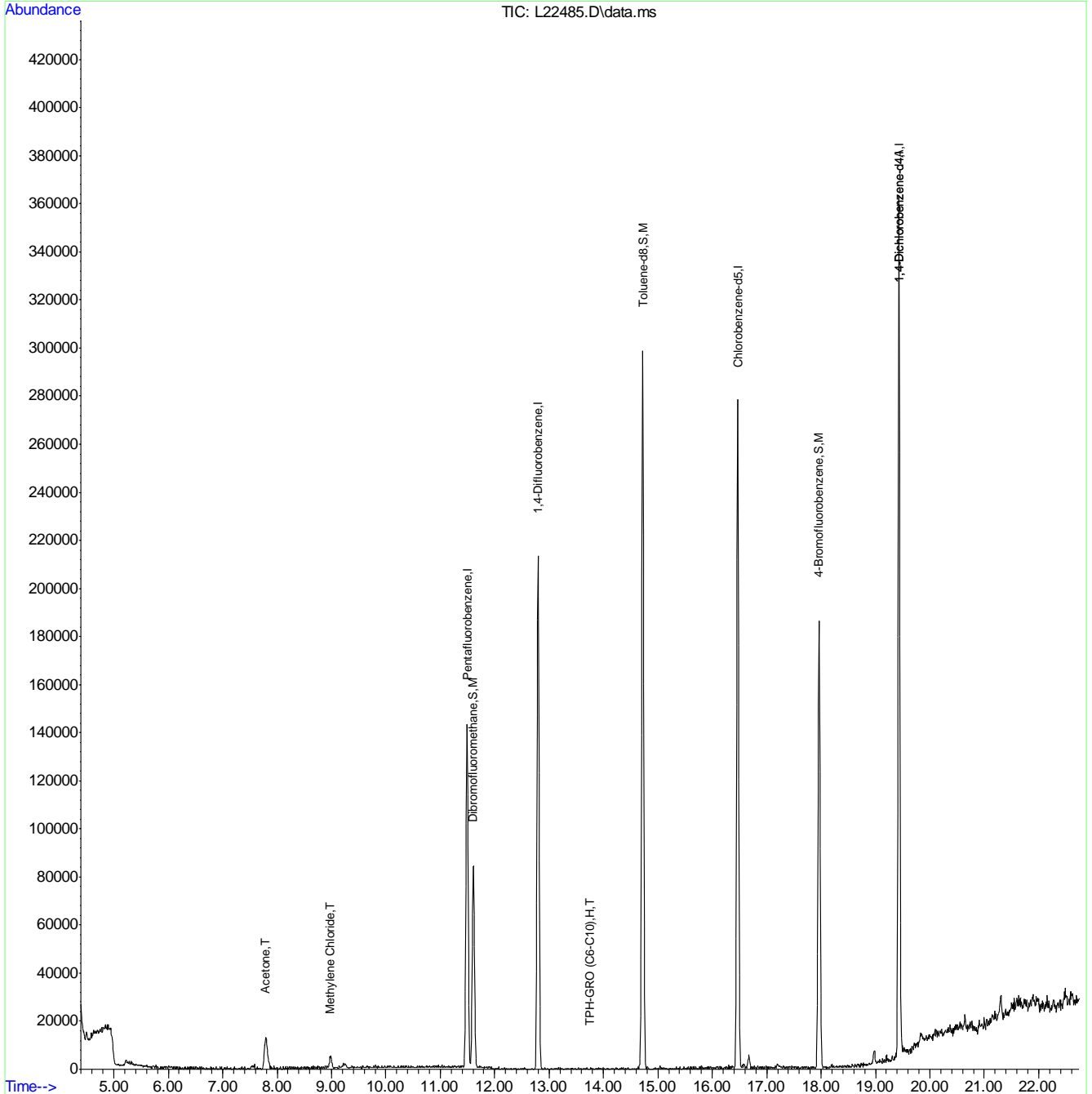
Compound	R.T.	QIon	Response	Conc	Units	Dev(Min)	
Internal Standards							
1) Pentafluorobenzene	11.491	168	1414961	20.00	ug/Kg	0.00	
38) 1,4-Difluorobenzene	12.795	114	2407110	20.00	ug/Kg	0.00	
52) Chlorobenzene-d5	16.473	117	2110590	20.00	ug/Kg	0.00	
74) 1,4-Dichlorobenzene-d4	19.430	152	1073588	20.00	ug/Kg	0.00	
95) 1,4-Dichlorobenzene-d4A	19.430	152	1073588	20.00	ug/Kg	-0.02	
System Monitoring Compounds							
34) Dibromofluoromethane	11.606	111	794372	21.10	ug/Kg	0.00	
Spiked Amount	20.000	Range	70 - 130	Recovery	=	105.50%	
53) Toluene-d8	14.721	98	2753079	19.26	ug/Kg	0.00	
Spiked Amount	20.000	Range	70 - 130	Recovery	=	96.30%	
71) 4-Bromofluorobenzene	17.962	95	1069882	19.37	ug/Kg	0.00	
Spiked Amount	20.000	Range	70 - 130	Recovery	=	96.85%	
Target Compounds							
10) Acetone	7.786	58	97237	18.96	ug/Kg	95	Qvalue
18) Methylene Chloride	8.981	84	36865	0.66	ug/Kg	88	
96) TPH-GRO (C6-C10)	13.747	TIC	508677m	2.34	ug/Kg		

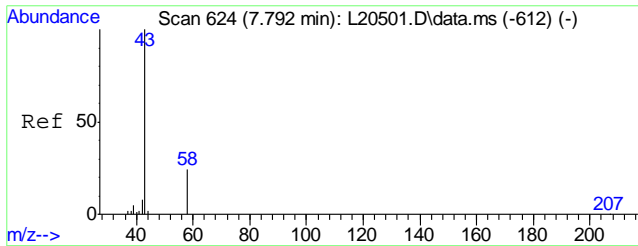
(#) = qualifier out of range (m) = manual integration (+) = signals summed

Quantitation Report (QT Reviewed)

Data Path : C:\msdchem\1\DATA\L130202\  
Data File : L22485.D  
Acq On : 2 Feb 2013 7:04 pm  
Operator : XINGB  
Sample : C25941-8  
Misc : MS1656,VL712,5.20,,,,,1  
ALS Vial : 19 Sample Multiplier: 1

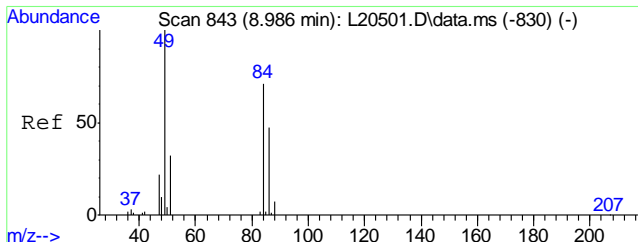
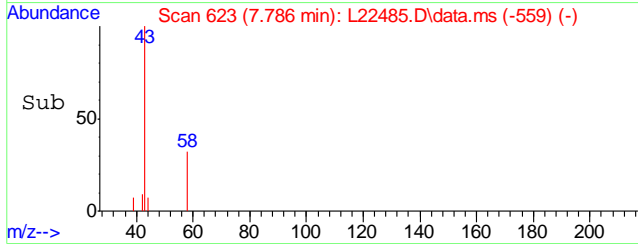
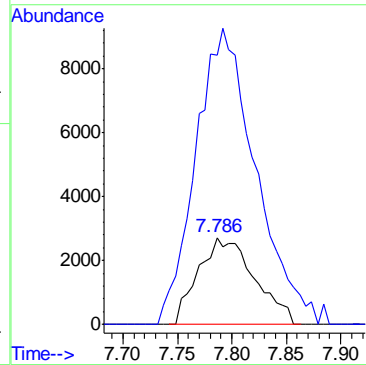
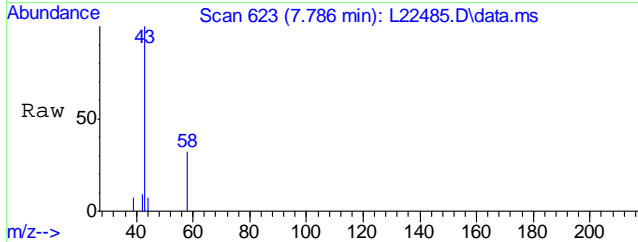
Quant Time: Feb 04 07:37:46 2013  
Quant Method : C:\msdchem\1\METHODS\VL702S.M  
Quant Title : EPA -8260B  
QLast Update : Fri Jan 25 08:45:18 2013  
Response via : Initial Calibration





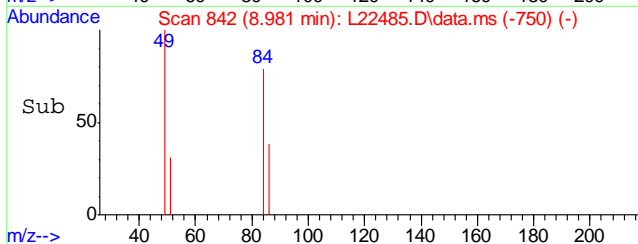
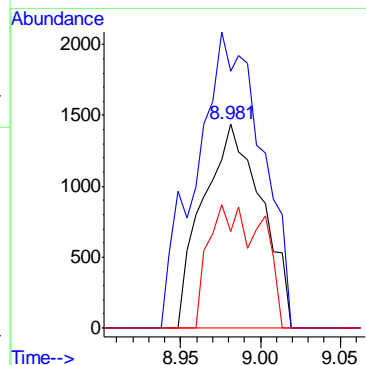
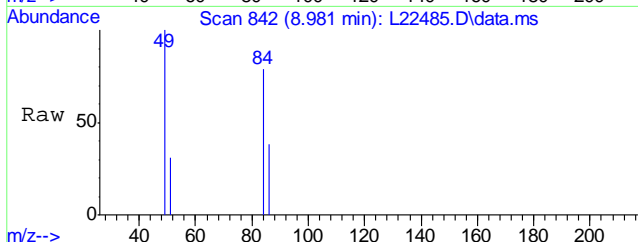
#10  
Acetone  
Concen: 18.96 ug/Kg  
RT: 7.786 min Scan# 623  
Delta R.T. 0.000 min  
Lab File: L22485.D  
Acq: 2 Feb 2013 7:04 pm

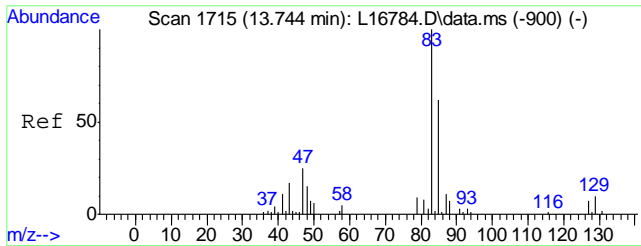
Tgt Ion	Resp	Lower	Upper
58	97237		
58	100		
43	366.1	334.6	374.6



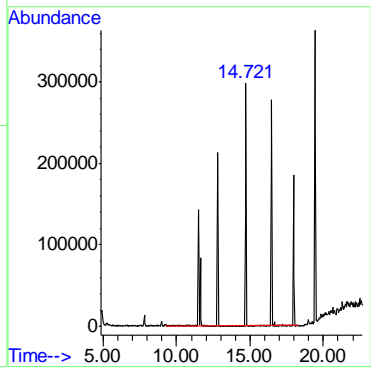
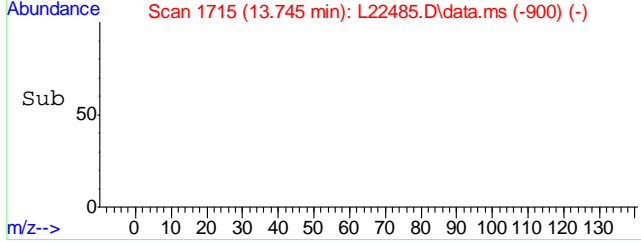
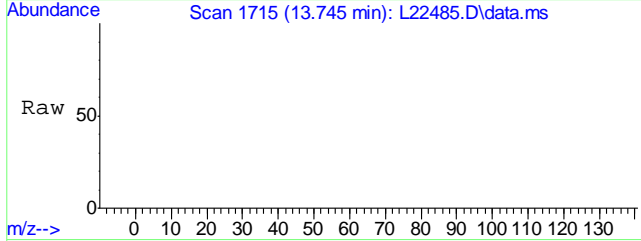
#18  
Methylene Chloride  
Concen: 0.66 ug/Kg  
RT: 8.981 min Scan# 842  
Delta R.T. 0.000 min  
Lab File: L22485.D  
Acq: 2 Feb 2013 7:04 pm

Tgt Ion	Resp	Lower	Upper
84	36865		
84	100		
49	161.7	125.6	165.6
86	54.8	43.6	83.6





#96  
TPH-GRO (C6-C10)  
Concen: 2.34 ug/Kg m  
RT: 13.747 min Scan# 1715  
Delta R.T. 0.000 min  
Lab File: L22485.D  
Acq: 2 Feb 2013 7:04 pm  
Tgt Ion:TIC Resp: 508677



6.1.8  
6

## Quantitation Report (QT Reviewed)

Data Path : C:\msdchem\1\DATA\L130202\  
 Data File : L22486.D  
 Acq On : 2 Feb 2013 7:33 pm  
 Operator : XINGB  
 Sample : C25941-9  
 Misc : MS1656,VL712,5.05,,,,,1  
 ALS Vial : 20 Sample Multiplier: 1

Quant Time: Feb 04 07:37:48 2013  
 Quant Method : C:\msdchem\1\METHODS\VL702S.M  
 Quant Title : EPA -8260B  
 QLast Update : Fri Jan 25 08:45:18 2013  
 Response via : Initial Calibration

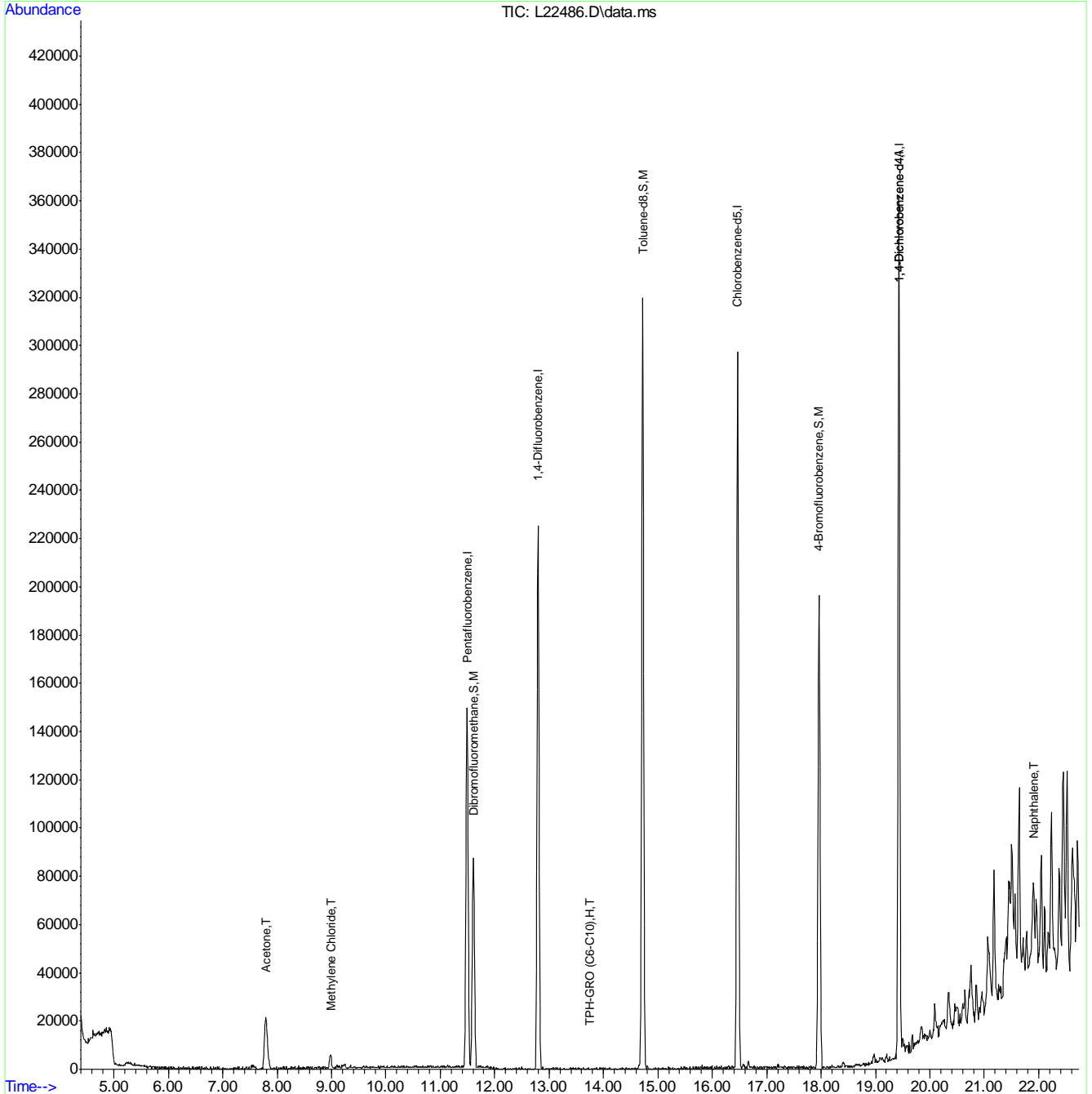
Compound	R.T.	QIon	Response	Conc	Units	Dev(Min)
Internal Standards						
1) Pentafluorobenzene	11.491	168	1479825	20.00	ug/Kg	0.00
38) 1,4-Difluorobenzene	12.800	114	2504330	20.00	ug/Kg	0.00
52) Chlorobenzene-d5	16.467	117	2209921	20.00	ug/Kg	0.00
74) 1,4-Dichlorobenzene-d4	19.430	152	1098730	20.00	ug/Kg	0.00
95) 1,4-Dichlorobenzene-d4A	19.430	152	1098730	20.00	ug/Kg	-0.02
System Monitoring Compounds						
34) Dibromofluoromethane	11.611	111	828370	21.03	ug/Kg	0.00
Spiked Amount	20.000	Range 70 - 130	Recovery	=	105.15%	
53) Toluene-d8	14.721	98	2888538	19.30	ug/Kg	0.00
Spiked Amount	20.000	Range 70 - 130	Recovery	=	96.50%	
71) 4-Bromofluorobenzene	17.962	95	1093732	18.91	ug/Kg	0.00
Spiked Amount	20.000	Range 70 - 130	Recovery	=	94.55%	
Target Compounds						
10) Acetone	7.791	58	159781	29.78	ug/Kg	97
18) Methylene Chloride	8.986	84	36356	0.62	ug/Kg#	84
93) Naphthalene	21.902	128	286266	1.58	ug/Kg	100
96) TPH-GRO (C6-C10)	13.747	TIC	177462m	0.80	ug/Kg	

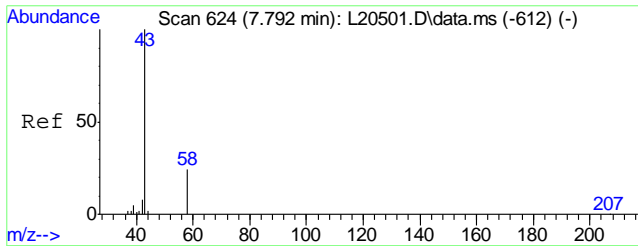
(#) = qualifier out of range (m) = manual integration (+) = signals summed

Quantitation Report (QT Reviewed)

Data Path : C:\msdchem\1\DATA\L130202\  
Data File : L22486.D  
Acq On : 2 Feb 2013 7:33 pm  
Operator : XINGB  
Sample : C25941-9  
Misc : MS1656,VL712,5.05,,,,,1  
ALS Vial : 20 Sample Multiplier: 1

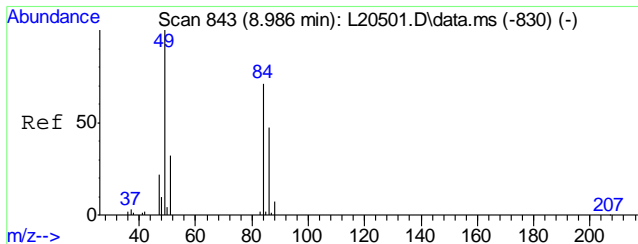
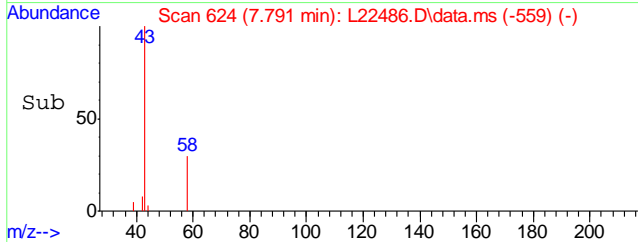
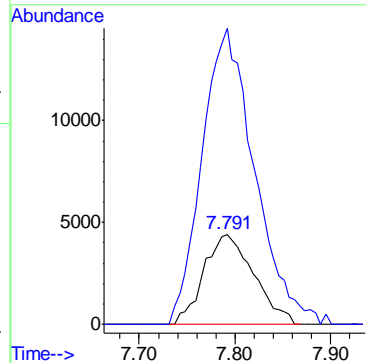
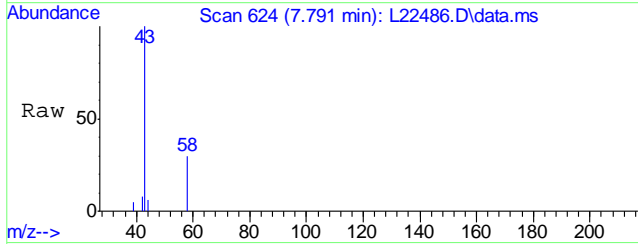
Quant Time: Feb 04 07:37:48 2013  
Quant Method : C:\msdchem\1\METHODS\VL702S.M  
Quant Title : EPA -8260B  
QLast Update : Fri Jan 25 08:45:18 2013  
Response via : Initial Calibration





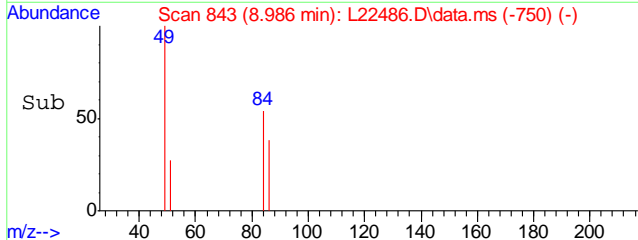
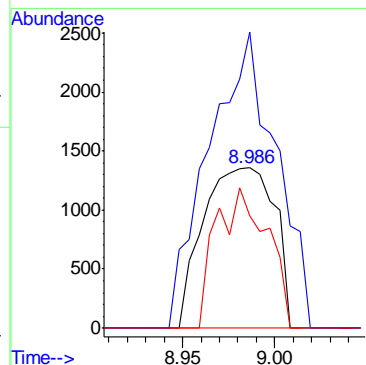
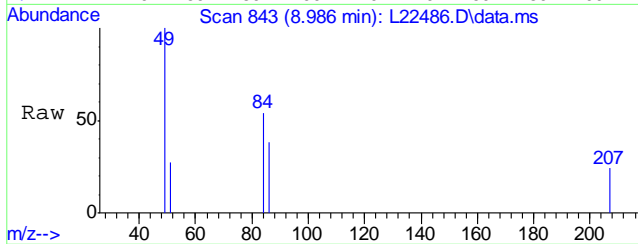
#10  
Acetone  
Concen: 29.78 ug/Kg  
RT: 7.791 min Scan# 624  
Delta R.T. 0.005 min  
Lab File: L22486.D  
Acq: 2 Feb 2013 7:33 pm

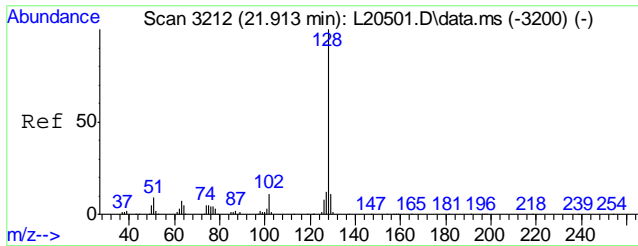
Tgt Ion: 58 Resp: 159781  
Ion Ratio Lower Upper  
58 100  
43 347.9 334.6 374.6



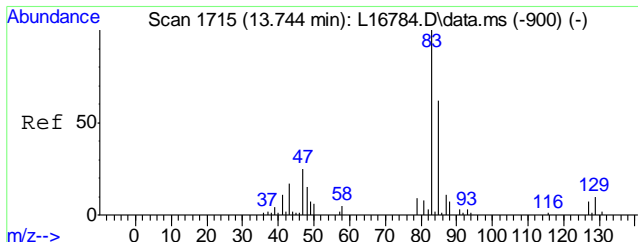
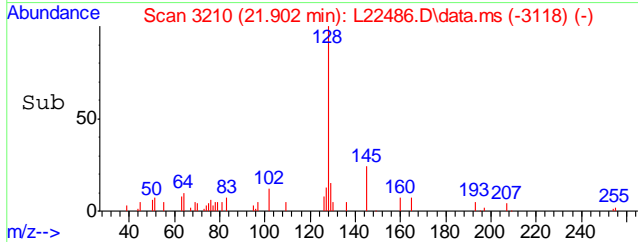
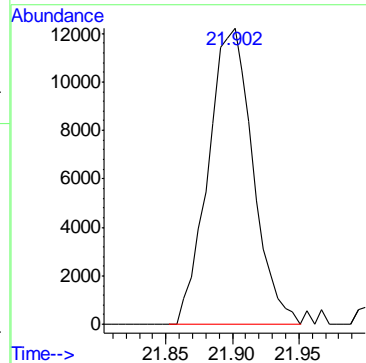
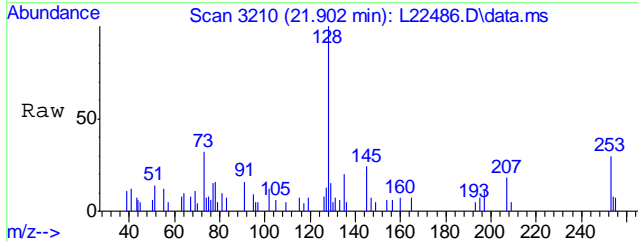
#18  
Methylene Chloride  
Concen: 0.62 ug/Kg  
RT: 8.986 min Scan# 843  
Delta R.T. 0.005 min  
Lab File: L22486.D  
Acq: 2 Feb 2013 7:33 pm

Tgt Ion: 84 Resp: 36356  
Ion Ratio Lower Upper  
84 100  
49 173.6 125.6 165.6#  
86 63.0 43.6 83.6

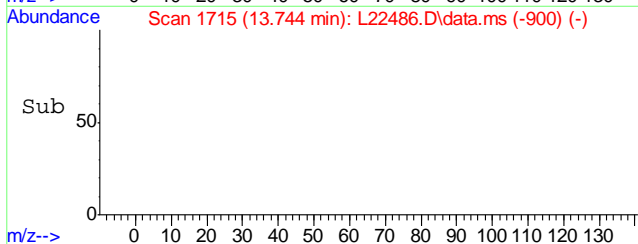
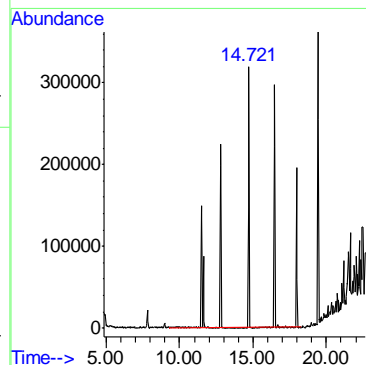
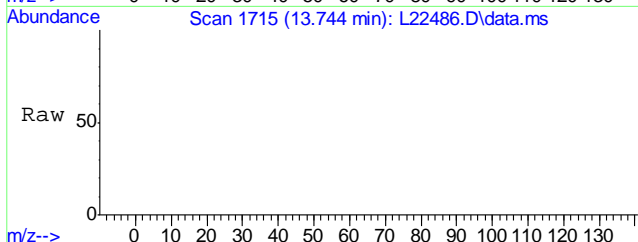




#93  
 Naphthalene  
 Concen: 1.58 ug/Kg  
 RT: 21.902 min Scan# 3210  
 Delta R.T. -0.000 min  
 Lab File: L22486.D  
 Acq: 2 Feb 2013 7:33 pm  
 Tgt Ion:128 Resp: 286266



#96  
 TPH-GRO (C6-C10)  
 Concen: 0.80 ug/Kg m  
 RT: 13.747 min Scan# 1715  
 Delta R.T. 0.000 min  
 Lab File: L22486.D  
 Acq: 2 Feb 2013 7:33 pm  
 Tgt Ion:TIC Resp: 177462





Quantitation Report (QT Reviewed)

Data Path : C:\msdchem\1\DATA\L130202\  
Data File : L22487.D  
Acq On : 2 Feb 2013 8:02 pm  
Operator : XINGB  
Sample : C25941-10  
Misc : MS1656,VL712,5.02,,,,,1  
ALS Vial : 21 Sample Multiplier: 1

Quant Time: Feb 04 08:05:23 2013  
Quant Method : C:\msdchem\1\METHODS\VL702S.M  
Quant Title : EPA -8260B  
QLast Update : Fri Jan 25 08:45:18 2013  
Response via : Initial Calibration

Compound	R.T.	QIon	Response	Conc	Units	Dev(Min)
Internal Standards						
1) Pentafluorobenzene	11.491	168	1452441	20.00	ug/Kg	0.00
38) 1,4-Difluorobenzene	12.801	114	2454319	20.00	ug/Kg	0.00
52) Chlorobenzene-d5	16.467	117	2210911	20.00	ug/Kg	0.00
74) 1,4-Dichlorobenzene-d4	19.430	152	1124046	20.00	ug/Kg	0.00
95) 1,4-Dichlorobenzene-d4A	19.430	152	1124046	20.00	ug/Kg	-0.02
System Monitoring Compounds						
34) Dibromofluoromethane	11.606	111	808700	20.92	ug/Kg	0.00
Spiked Amount	20.000	Range 70 - 130	Recovery =	104.60%		
53) Toluene-d8	14.716	98	2868442	19.16	ug/Kg	0.00
Spiked Amount	20.000	Range 70 - 130	Recovery =	95.80%		
71) 4-Bromofluorobenzene	17.962	95	1106078	19.12	ug/Kg	0.00
Spiked Amount	20.000	Range 70 - 130	Recovery =	95.60%		
Target Compounds						
10) Acetone	7.781	58	105397	20.02	ug/Kg	99
18) Methylene Chloride	8.976	84	35690	0.62	ug/Kg	89
96) TPH-GRO (C6-C10)	13.747	TIC	2134322m	9.40	ug/Kg	

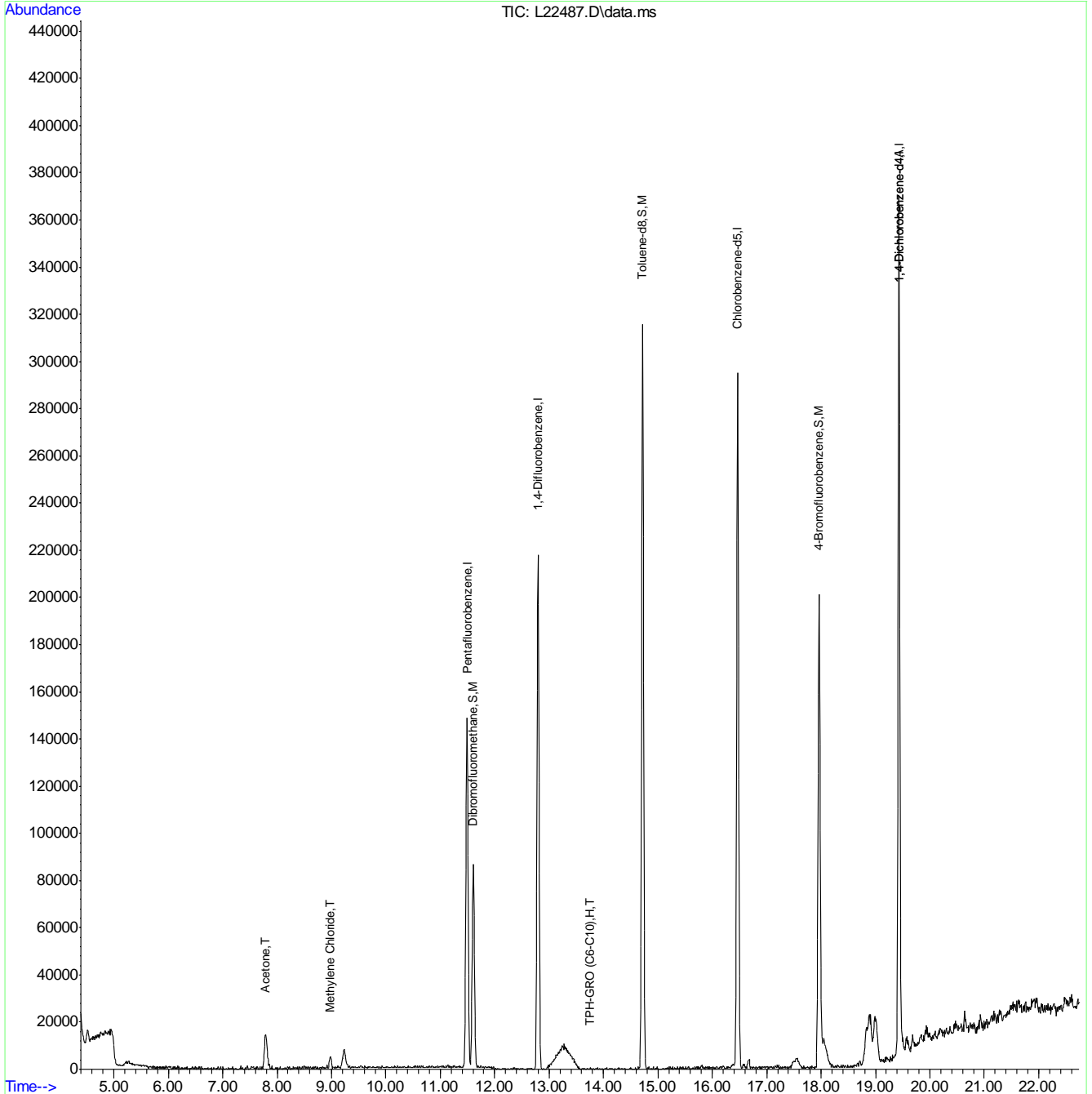
(#) = qualifier out of range (m) = manual integration (+) = signals summed

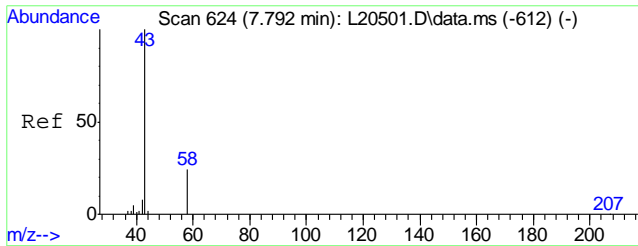
6.1.10  
6

Quantitation Report (QT Reviewed)

Data Path : C:\msdchem\1\DATA\L130202\  
Data File : L22487.D  
Acq On : 2 Feb 2013 8:02 pm  
Operator : XINGB  
Sample : C25941-10  
Misc : MS1656,VL712,5.02,,,,,1  
ALS Vial : 21 Sample Multiplier: 1

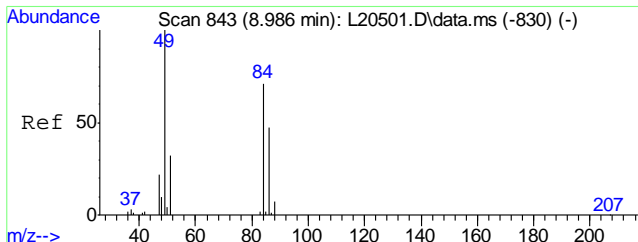
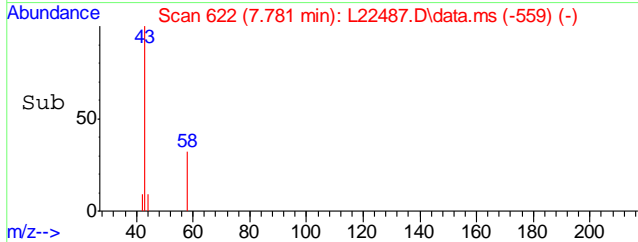
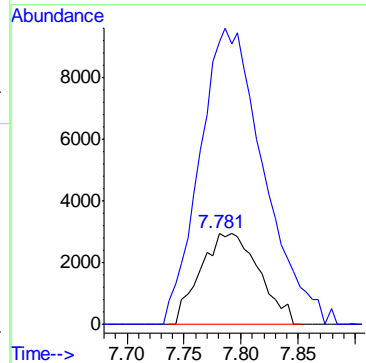
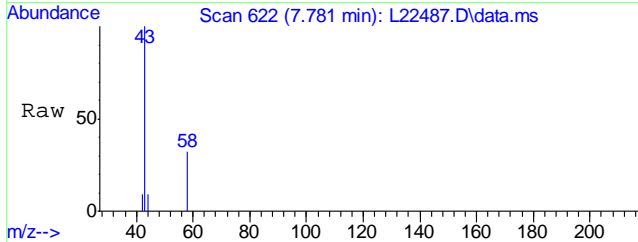
Quant Time: Feb 04 08:05:23 2013  
Quant Method : C:\msdchem\1\METHODS\VL702S.M  
Quant Title : EPA -8260B  
QLast Update : Fri Jan 25 08:45:18 2013  
Response via : Initial Calibration





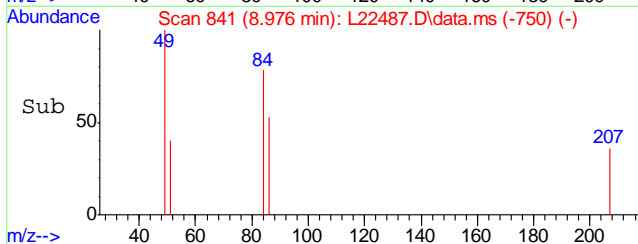
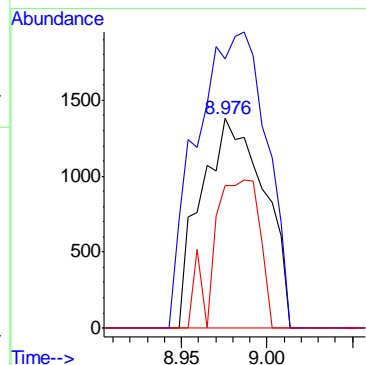
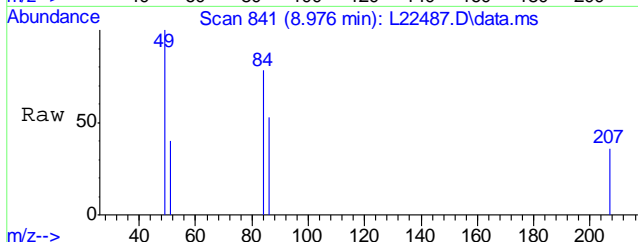
#10  
Acetone  
Concen: 20.02 ug/Kg  
RT: 7.781 min Scan# 622  
Delta R.T. -0.005 min  
Lab File: L22487.D  
Acq: 2 Feb 2013 8:02 pm

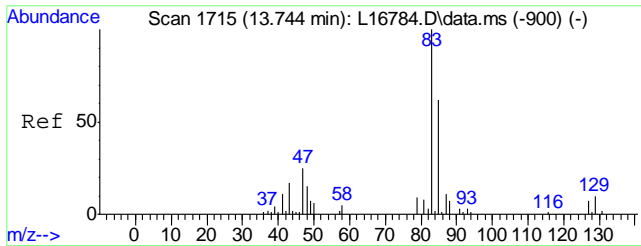
Tgt Ion	Resp	Lower	Upper
58	105397		
43	356.8	334.6	374.6



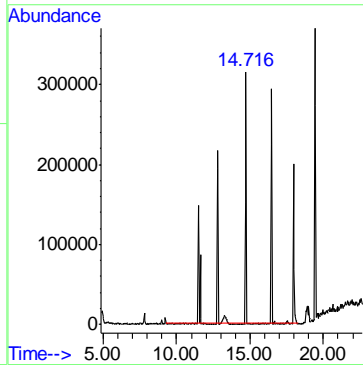
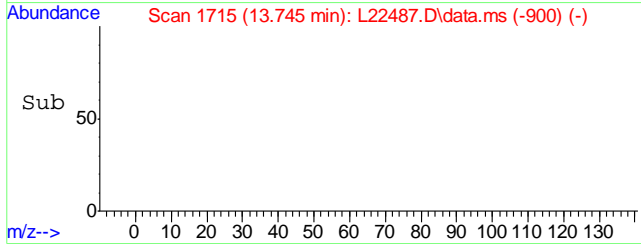
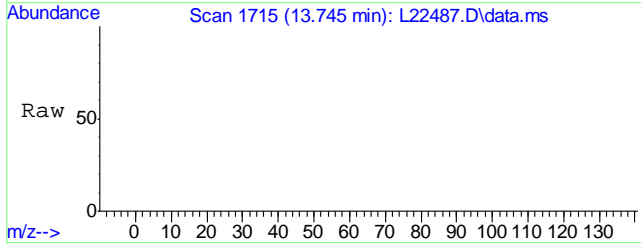
#18  
Methylene Chloride  
Concen: 0.62 ug/Kg  
RT: 8.976 min Scan# 841  
Delta R.T. -0.005 min  
Lab File: L22487.D  
Acq: 2 Feb 2013 8:02 pm

Tgt Ion	Resp	Lower	Upper
84	35690		
49	156.5	125.6	165.6
86	51.7	43.6	83.6





#96  
TPH-GRO (C6-C10)  
Concen: 9.40 ug/Kg m  
RT: 13.747 min Scan# 1715  
Delta R.T. 0.000 min  
Lab File: L22487.D  
Acq: 2 Feb 2013 8:02 pm  
Tgt Ion:TIC Resp: 2134322



6.1.10  
6

## Quantitation Report (QT Reviewed)

Data Path : C:\msdchem\1\DATA\L130202\  
 Data File : L22488.D  
 Acq On : 2 Feb 2013 8:30 pm  
 Operator : XINGB  
 Sample : C25941-11  
 Misc : MS1656,VL712,5.00,,,,,1  
 ALS Vial : 22 Sample Multiplier: 1

Quant Time: Feb 04 08:05:54 2013  
 Quant Method : C:\msdchem\1\METHODS\VL702S.M  
 Quant Title : EPA -8260B  
 QLast Update : Fri Jan 25 08:45:18 2013  
 Response via : Initial Calibration

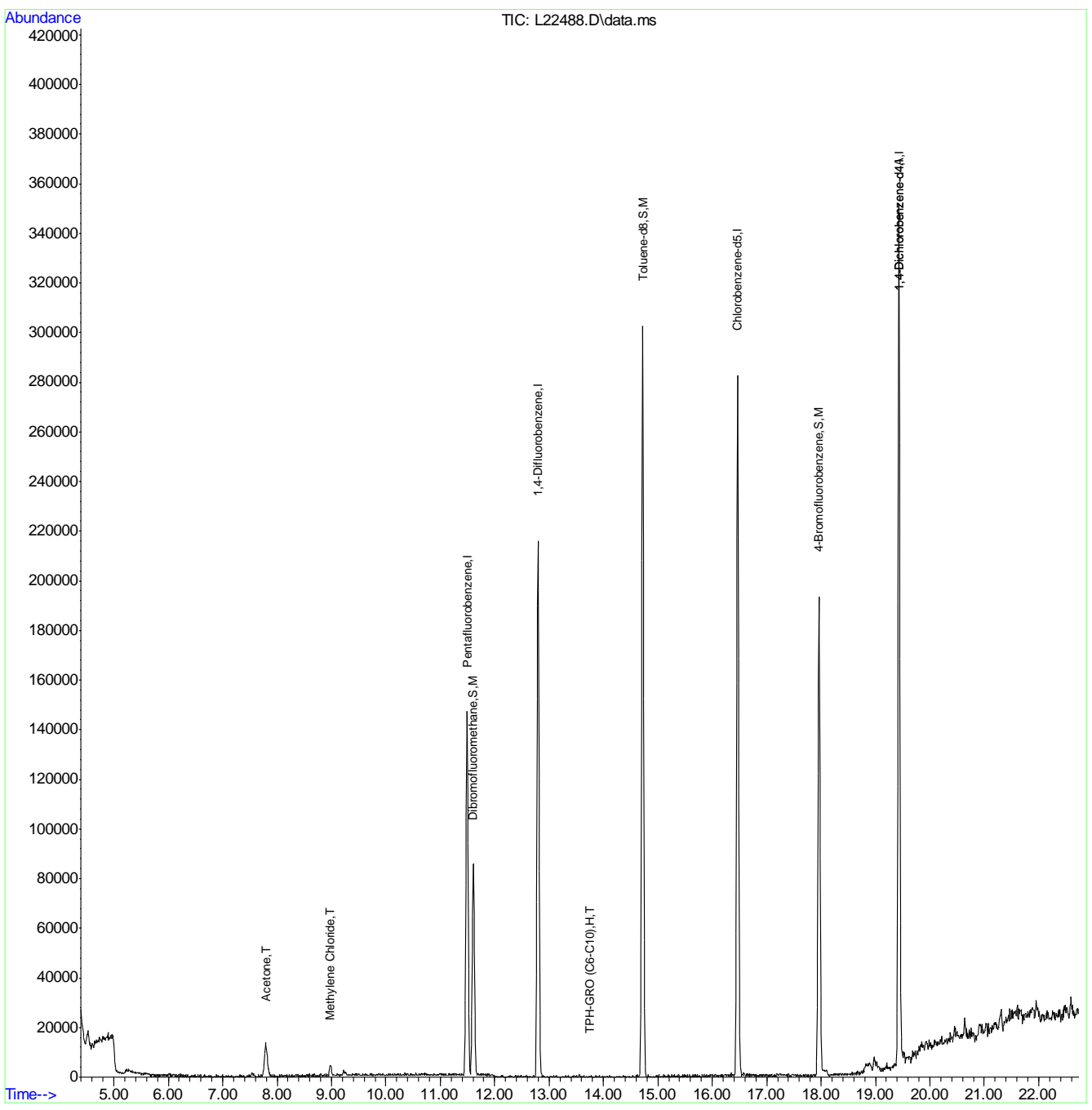
Compound	R.T.	QIon	Response	Conc	Units	Dev(Min)
Internal Standards						
1) Pentafluorobenzene	11.491	168	1431442	20.00	ug/Kg	0.00
38) 1,4-Difluorobenzene	12.801	114	2406659	20.00	ug/Kg	0.00
52) Chlorobenzene-d5	16.467	117	2131393	20.00	ug/Kg	0.00
74) 1,4-Dichlorobenzene-d4	19.430	152	1074353	20.00	ug/Kg	0.00
95) 1,4-Dichlorobenzene-d4A	19.430	152	1074353	20.00	ug/Kg	-0.02
System Monitoring Compounds						
34) Dibromofluoromethane	11.606	111	792424	20.80	ug/Kg	0.00
Spiked Amount	20.000	Range	70 - 130	Recovery	=	104.00%
53) Toluene-d8	14.721	98	2790911	19.34	ug/Kg	0.00
Spiked Amount	20.000	Range	70 - 130	Recovery	=	96.70%
71) 4-Bromofluorobenzene	17.962	95	1066507	19.12	ug/Kg	0.00
Spiked Amount	20.000	Range	70 - 130	Recovery	=	95.60%
Target Compounds						
10) Acetone	7.797	58	98137	18.91	ug/Kg	98
18) Methylene Chloride	8.981	84	32526	0.57	ug/Kg	91
96) TPH-GRO (C6-C10)	13.747	TIC	594891m	2.74	ug/Kg	

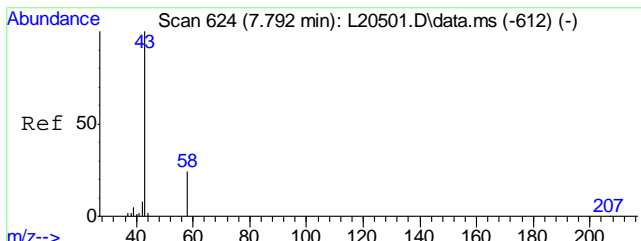
(#) = qualifier out of range (m) = manual integration (+) = signals summed

Quantitation Report (QT Reviewed)

Data Path : C:\msdchem\1\DATA\L130202\  
Data File : L22488.D  
Acq On : 2 Feb 2013 8:30 pm  
Operator : XINGB  
Sample : C25941-11  
Misc : MS1656,VL712,5.00,,,1  
ALS Vial : 22 Sample Multiplier: 1

Quant Time: Feb 04 08:05:54 2013  
Quant Method : C:\msdchem\1\METHODS\VL702S.M  
Quant Title : EPA -8260B  
QLast Update : Fri Jan 25 08:45:18 2013  
Response via : Initial Calibration

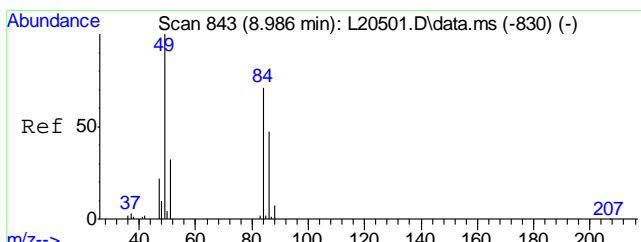
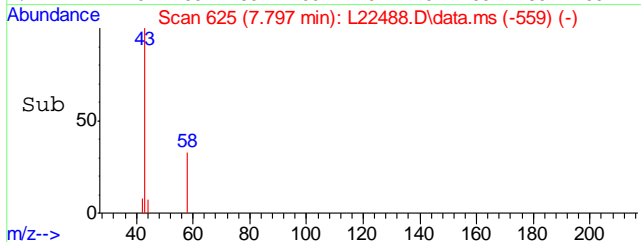
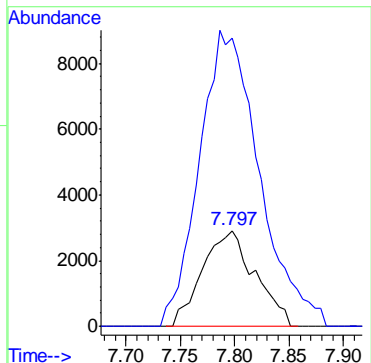
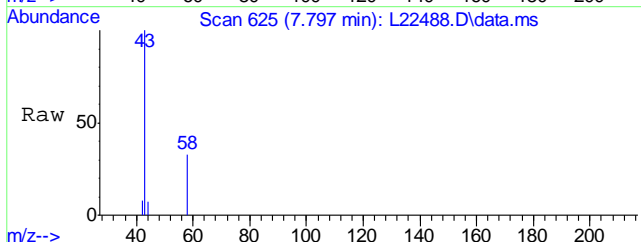




#10  
 Acetone  
 Concen: 18.91 ug/Kg  
 RT: 7.797 min Scan# 625  
 Delta R.T. 0.011 min  
 Lab File: L22488.D  
 Acq: 2 Feb 2013 8:30 pm

Tgt Ion: 58 Resp: 98137

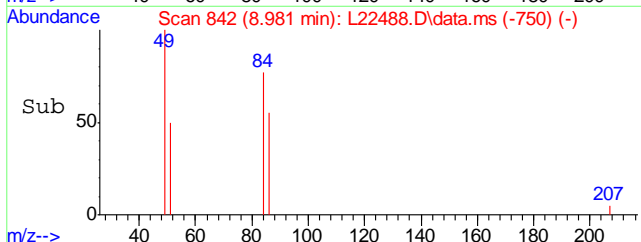
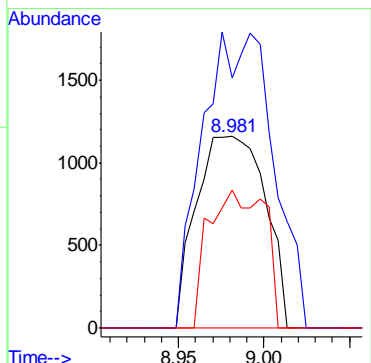
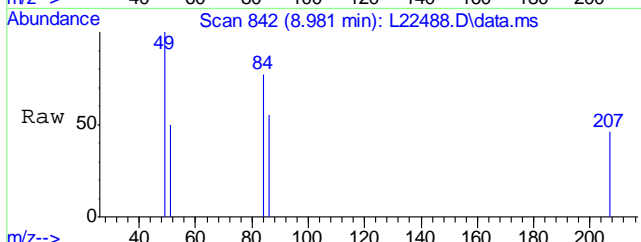
Ion	Ratio	Lower	Upper
58	100		
43	351.2	334.6	374.6

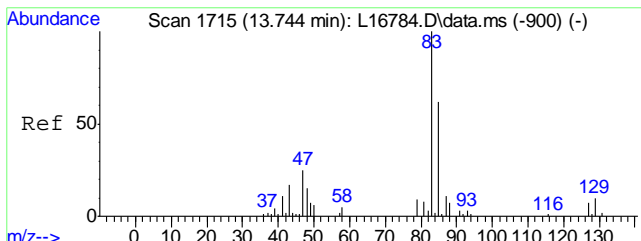


#18  
 Methylene Chloride  
 Concen: 0.57 ug/Kg  
 RT: 8.981 min Scan# 842  
 Delta R.T. 0.000 min  
 Lab File: L22488.D  
 Acq: 2 Feb 2013 8:30 pm

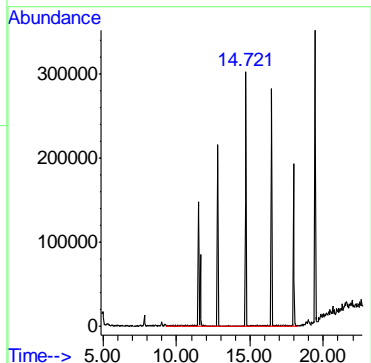
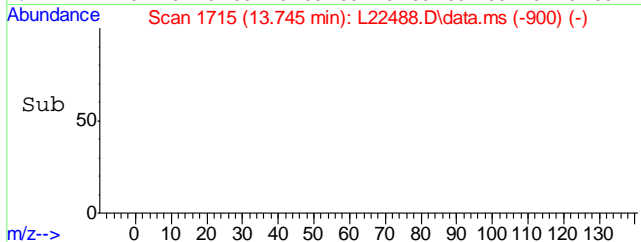
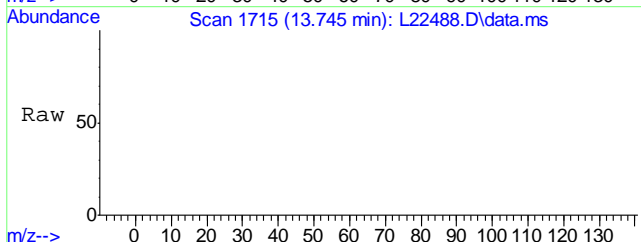
Tgt Ion: 84 Resp: 32526

Ion	Ratio	Lower	Upper
84	100		
49	158.1	125.6	165.6
86	58.7	43.6	83.6





#96  
 TPH-GRO (C6-C10)  
 Concen: 2.74 ug/Kg m  
 RT: 13.747 min Scan# 1715  
 Delta R.T. 0.000 min  
 Lab File: L22488.D  
 Acq: 2 Feb 2013 8:30 pm  
 Tgt Ion:TIC Resp: 594891





## Quantitation Report (QT Reviewed)

Data Path : C:\msdchem\1\DATA\L130202\  
 Data File : L22489.D  
 Acq On : 2 Feb 2013 8:59 pm  
 Operator : XINGB  
 Sample : C25941-12  
 Misc : MS1656,VL712,5.10,,,,,1  
 ALS Vial : 23 Sample Multiplier: 1

Quant Time: Feb 04 07:37:54 2013  
 Quant Method : C:\msdchem\1\METHODS\VL702S.M  
 Quant Title : EPA -8260B  
 QLast Update : Fri Jan 25 08:45:18 2013  
 Response via : Initial Calibration

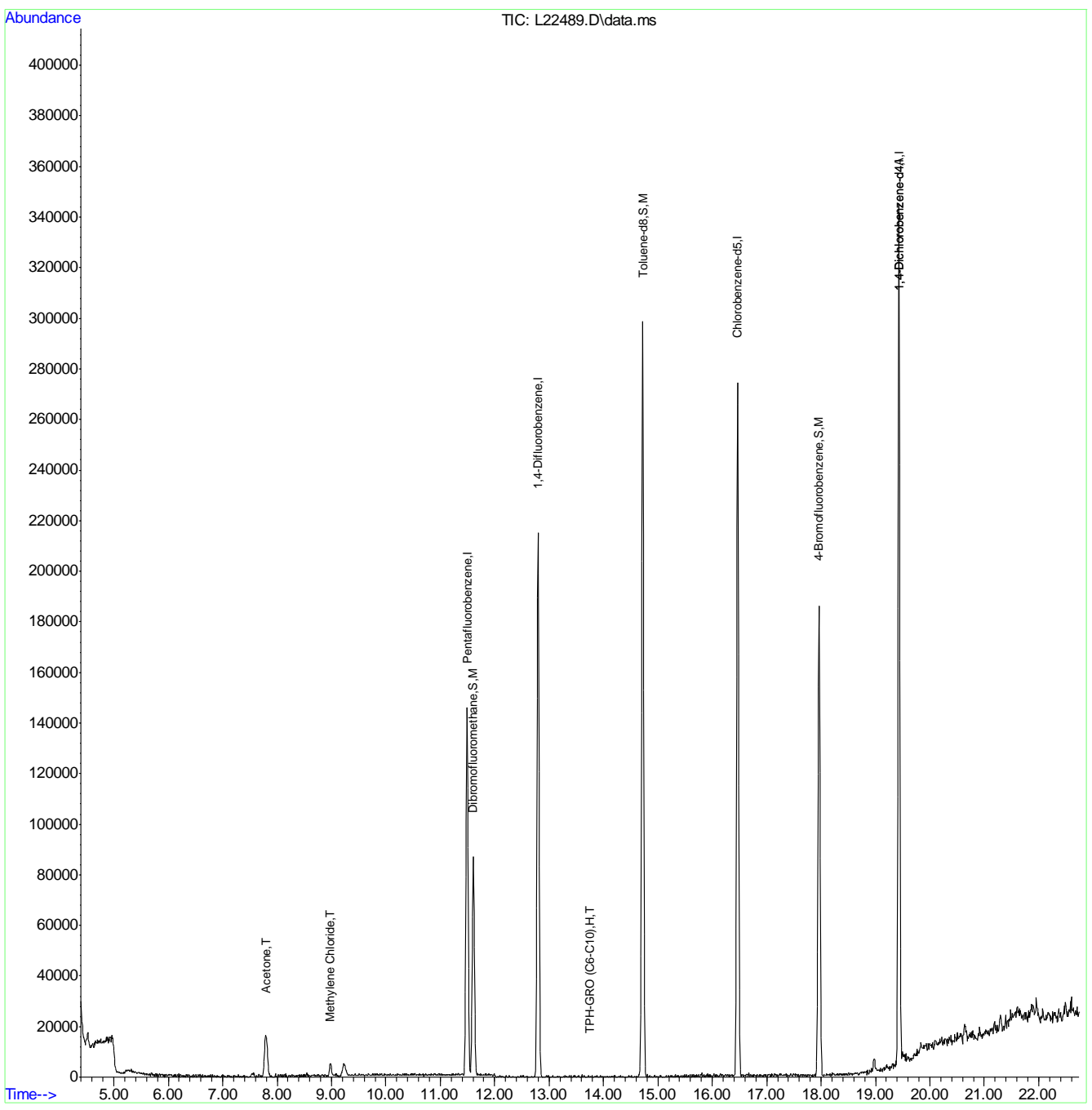
Compound	R.T.	QIon	Response	Conc	Units	Dev(Min)
Internal Standards						
1) Pentafluorobenzene	11.491	168	1392807	20.00	ug/Kg	0.00
38) 1,4-Difluorobenzene	12.800	114	2404532	20.00	ug/Kg	0.00
52) Chlorobenzene-d5	16.467	117	2091762	20.00	ug/Kg	0.00
74) 1,4-Dichlorobenzene-d4	19.430	152	1073224	20.00	ug/Kg	0.00
95) 1,4-Dichlorobenzene-d4A	19.430	152	1073224	20.00	ug/Kg	-0.02
System Monitoring Compounds						
34) Dibromofluoromethane	11.606	111	789599	21.30	ug/Kg	0.00
Spiked Amount	20.000	Range	70 - 130	Recovery	=	106.50%
53) Toluene-d8	14.721	98	2740374	19.35	ug/Kg	0.00
Spiked Amount	20.000	Range	70 - 130	Recovery	=	96.75%
71) 4-Bromofluorobenzene	17.962	95	1051099	19.20	ug/Kg	0.00
Spiked Amount	20.000	Range	70 - 130	Recovery	=	96.00%
Target Compounds						
10) Acetone	7.797	58	113909	22.56	ug/Kg#	83
18) Methylene Chloride	8.981	84	31377	0.57	ug/Kg	90
96) TPH-GRO (C6-C10)	13.747	TIC	206626m	0.95	ug/Kg	

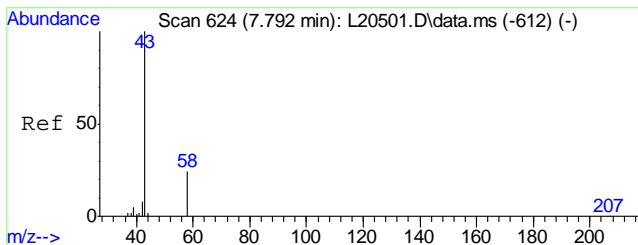
(#) = qualifier out of range (m) = manual integration (+) = signals summed

Quantitation Report (QT Reviewed)

Data Path : C:\msdchem\1\DATA\L130202\  
Data File : L22489.D  
Acq On : 2 Feb 2013 8:59 pm  
Operator : XINGB  
Sample : C25941-12  
Misc : MS1656,VL712,5.10,,,,,1  
ALS Vial : 23 Sample Multiplier: 1

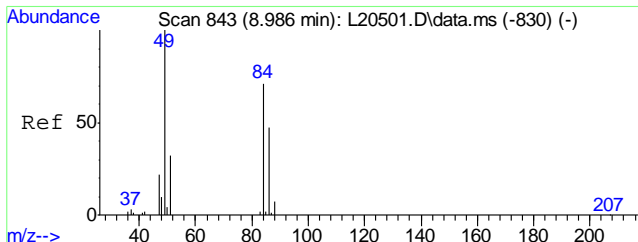
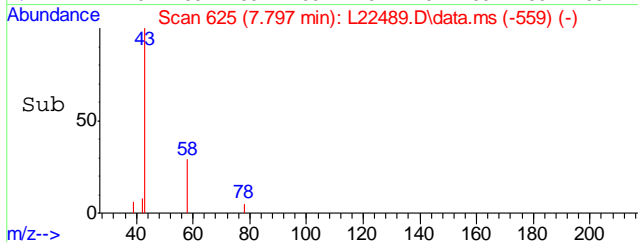
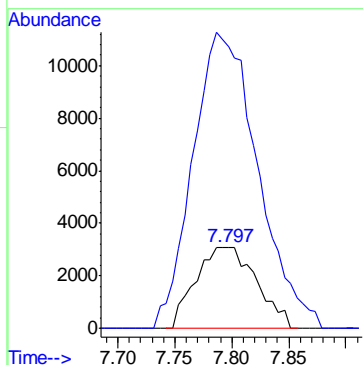
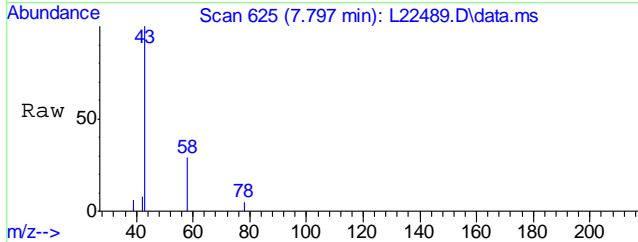
Quant Time: Feb 04 07:37:54 2013  
Quant Method : C:\msdchem\1\METHODS\VL702S.M  
Quant Title : EPA -8260B  
QLast Update : Fri Jan 25 08:45:18 2013  
Response via : Initial Calibration





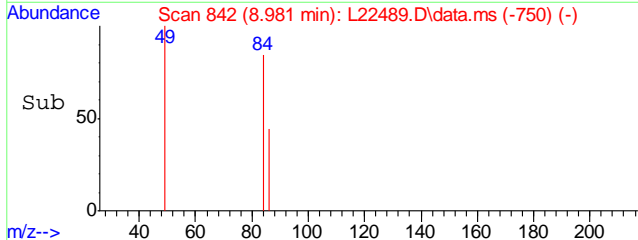
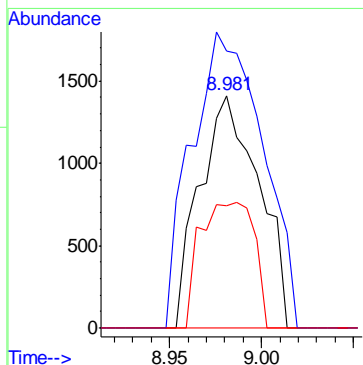
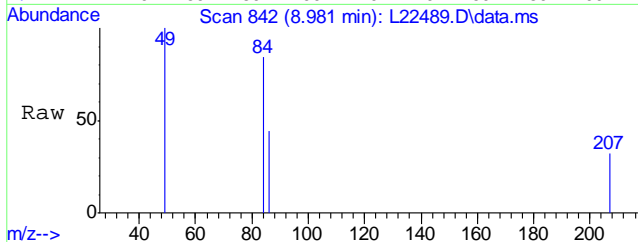
#10  
Acetone  
Concen: 22.56 ug/Kg  
RT: 7.797 min Scan# 625  
Delta R.T. 0.011 min  
Lab File: L22489.D  
Acq: 2 Feb 2013 8:59 pm

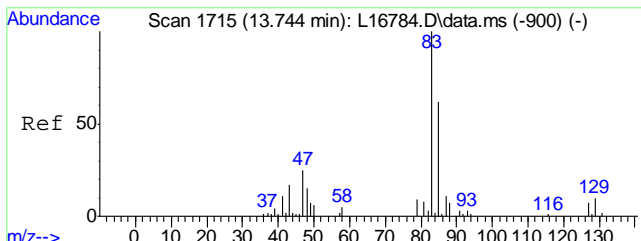
Tgt Ion: 58 Resp: 113909  
Ion Ratio Lower Upper  
58 100  
43 391.4 334.6 374.6#



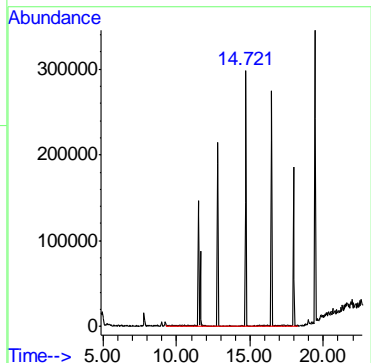
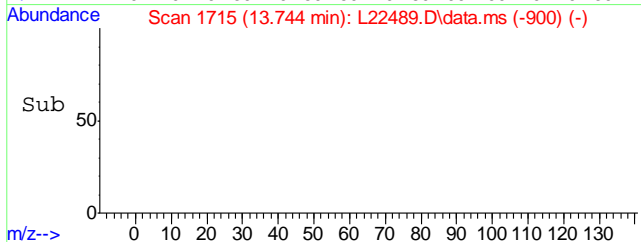
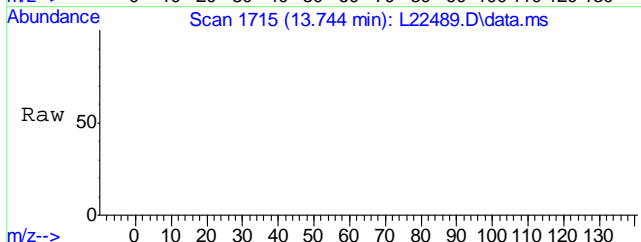
#18  
Methylene Chloride  
Concen: 0.57 ug/Kg  
RT: 8.981 min Scan# 842  
Delta R.T. -0.000 min  
Lab File: L22489.D  
Acq: 2 Feb 2013 8:59 pm

Tgt Ion: 84 Resp: 31377  
Ion Ratio Lower Upper  
84 100  
49 153.6 125.6 165.6  
86 49.3 43.6 83.6





#96  
TPH-GRO (C6-C10)  
Concen: 0.95 ug/Kg m  
RT: 13.747 min Scan# 1715  
Delta R.T. 0.000 min  
Lab File: L22489.D  
Acq: 2 Feb 2013 8:59 pm  
Tgt Ion:TIC Resp: 206626



6.1.12  
6

## Quantitation Report (QT Reviewed)

Data Path : C:\msdchem\1\DATA\L130202\  
 Data File : L22490.D  
 Acq On : 2 Feb 2013 9:28 pm  
 Operator : XINGB  
 Sample : C25941-13  
 Misc : MS1656,VL712,5.02,,,,,1  
 ALS Vial : 24 Sample Multiplier: 1

Quant Time: Feb 04 07:37:56 2013  
 Quant Method : C:\msdchem\1\METHODS\VL702S.M  
 Quant Title : EPA -8260B  
 QLast Update : Fri Jan 25 08:45:18 2013  
 Response via : Initial Calibration

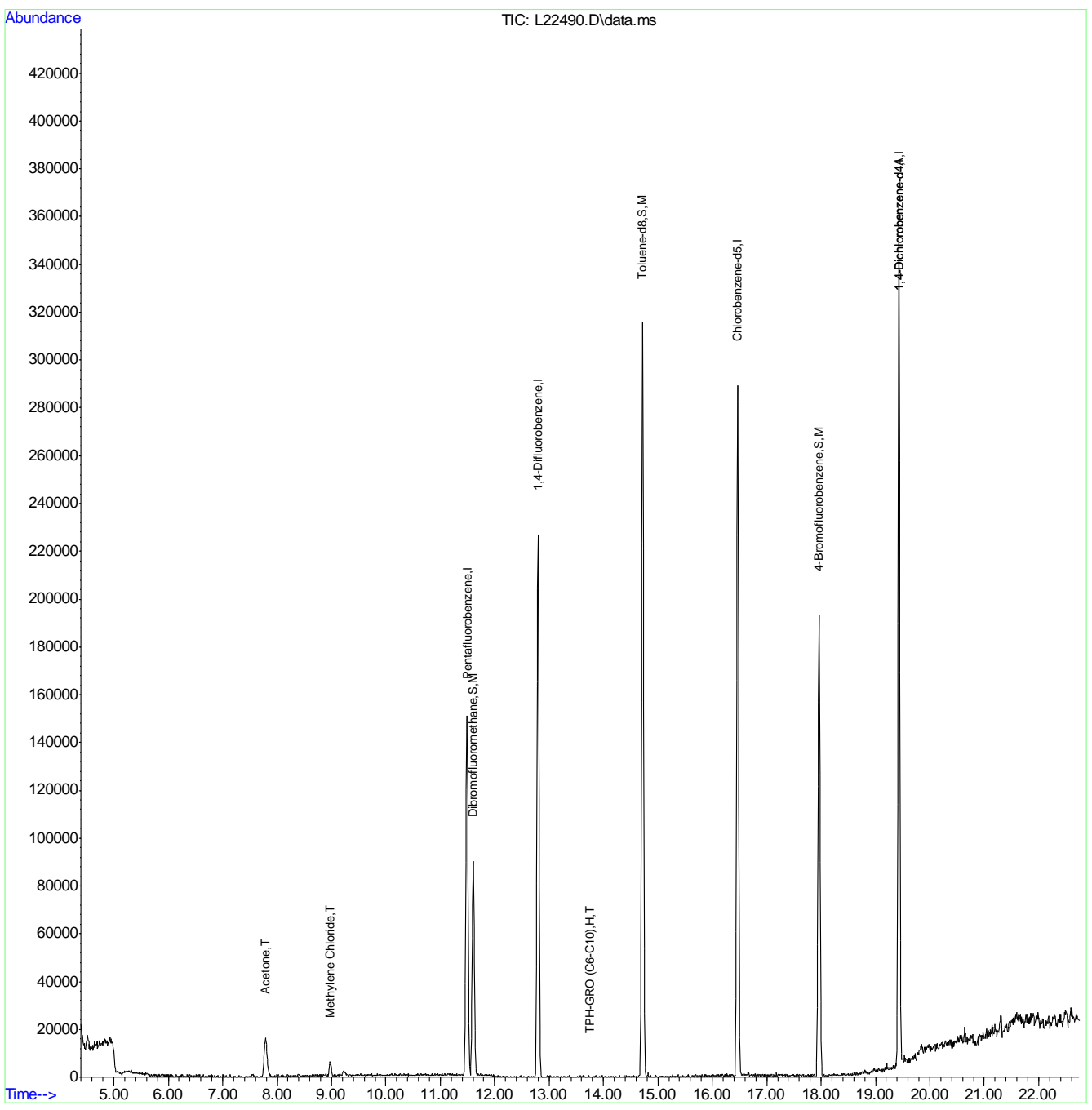
Compound	R.T.	QIon	Response	Conc	Units	Dev(Min)
Internal Standards						
1) Pentafluorobenzene	11.491	168	1482850	20.00	ug/Kg	0.00
38) 1,4-Difluorobenzene	12.795	114	2501944	20.00	ug/Kg	0.00
52) Chlorobenzene-d5	16.467	117	2219341	20.00	ug/Kg	0.00
74) 1,4-Dichlorobenzene-d4	19.430	152	1106797	20.00	ug/Kg	0.00
95) 1,4-Dichlorobenzene-d4A	19.430	152	1106797	20.00	ug/Kg	-0.02
System Monitoring Compounds						
34) Dibromofluoromethane	11.606	111	822479	20.84	ug/Kg	0.00
Spiked Amount	20.000	Range	70 - 130	Recovery	=	104.20%
53) Toluene-d8	14.716	98	2890584	19.23	ug/Kg	0.00
Spiked Amount	20.000	Range	70 - 130	Recovery	=	96.15%
71) 4-Bromofluorobenzene	17.962	95	1088150	18.73	ug/Kg	0.00
Spiked Amount	20.000	Range	70 - 130	Recovery	=	93.65%
Target Compounds						
10) Acetone	7.786	58	116492	21.67	ug/Kg	95
18) Methylene Chloride	8.976	84	42739	0.73	ug/Kg	91
96) TPH-GRO (C6-C10)	13.747	TIC	278894m	1.25	ug/Kg	

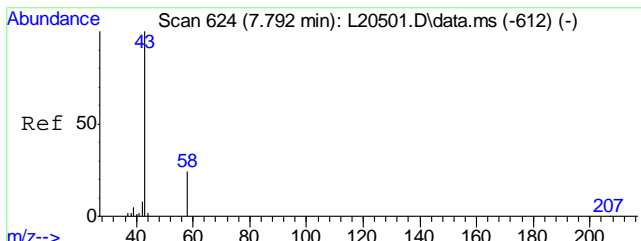
(#) = qualifier out of range (m) = manual integration (+) = signals summed

Quantitation Report (QT Reviewed)

Data Path : C:\msdchem\1\DATA\L130202\  
Data File : L22490.D  
Acq On : 2 Feb 2013 9:28 pm  
Operator : XINGB  
Sample : C25941-13  
Misc : MS1656,VL712,5.02,,,,,1  
ALS Vial : 24 Sample Multiplier: 1

Quant Time: Feb 04 07:37:56 2013  
Quant Method : C:\msdchem\1\METHODS\VL702S.M  
Quant Title : EPA -8260B  
QLast Update : Fri Jan 25 08:45:18 2013  
Response via : Initial Calibration

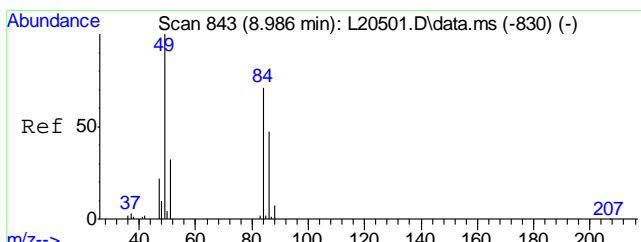
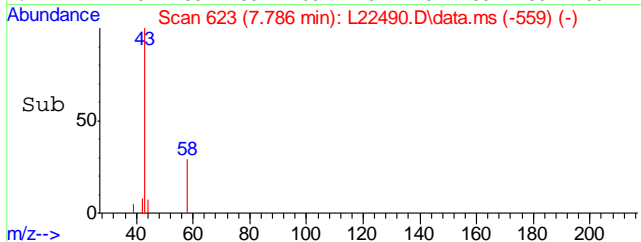
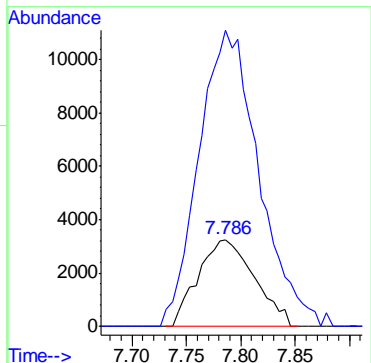
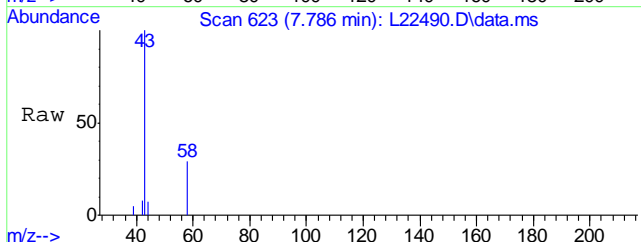




#10  
 Acetone  
 Concen: 21.67 ug/Kg  
 RT: 7.786 min Scan# 623  
 Delta R.T. -0.000 min  
 Lab File: L22490.D  
 Acq: 2 Feb 2013 9:28 pm

Tgt Ion: 58 Resp: 116492

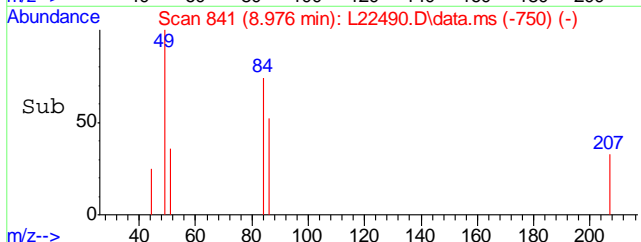
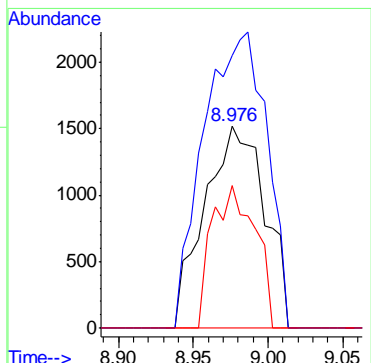
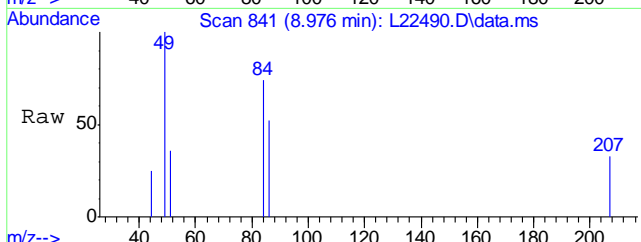
Ion	Ratio	Lower	Upper
58	100		
43	364.5	334.6	374.6

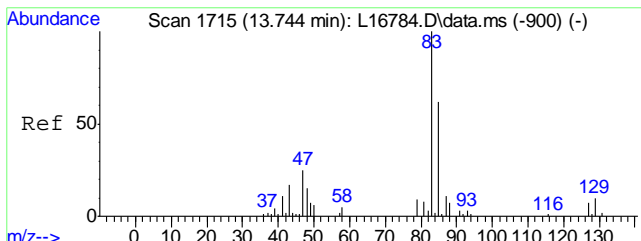


#18  
 Methylene Chloride  
 Concen: 0.73 ug/Kg  
 RT: 8.976 min Scan# 841  
 Delta R.T. -0.005 min  
 Lab File: L22490.D  
 Acq: 2 Feb 2013 9:28 pm

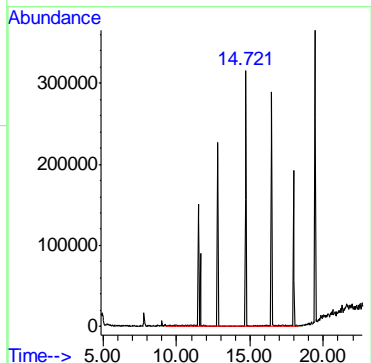
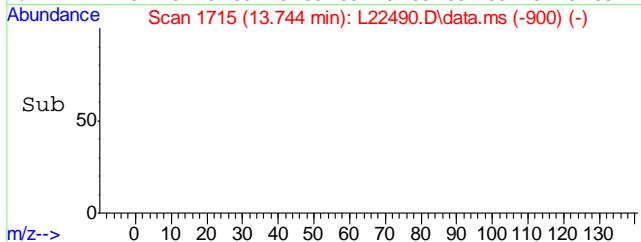
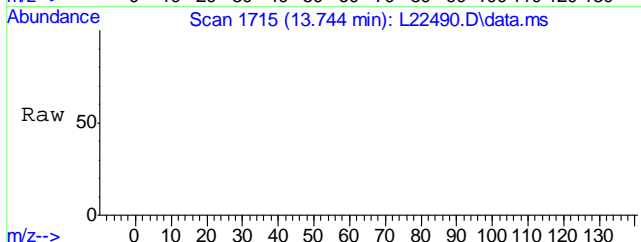
Tgt Ion: 84 Resp: 42739

Ion	Ratio	Lower	Upper
84	100		
49	153.1	125.6	165.6
86	50.3	43.6	83.6





#96  
TPH-GRO (C6-C10)  
Concen: 1.25 ug/Kg m  
RT: 13.747 min Scan# 1715  
Delta R.T. 0.000 min  
Lab File: L22490.D  
Acq: 2 Feb 2013 9:28 pm  
Tgt Ion:TIC Resp: 278894



6.1.13  
6



Quantitation Report (QT Reviewed)

Data Path : C:\msdchem\1\DATA\L130202\  
Data File : L22491.D  
Acq On : 2 Feb 2013 9:56 pm  
Operator : XINGB  
Sample : C25941-14  
Misc : MS1656,VL712,5.07,,,,,1  
ALS Vial : 25 Sample Multiplier: 1

Quant Time: Feb 04 07:37:58 2013  
Quant Method : C:\msdchem\1\METHODS\VL702S.M  
Quant Title : EPA -8260B  
QLast Update : Fri Jan 25 08:45:18 2013  
Response via : Initial Calibration

Compound	R.T.	QIon	Response	Conc	Units	Dev(Min)
Internal Standards						
1) Pentafluorobenzene	11.491	168	1463295	20.00	ug/Kg	0.00
38) 1,4-Difluorobenzene	12.801	114	2468258	20.00	ug/Kg	0.00
52) Chlorobenzene-d5	16.467	117	2160681	20.00	ug/Kg	0.00
74) 1,4-Dichlorobenzene-d4	19.430	152	1093743	20.00	ug/Kg	0.00
95) 1,4-Dichlorobenzene-d4A	19.430	152	1093743	20.00	ug/Kg	-0.02
System Monitoring Compounds						
34) Dibromofluoromethane	11.611	111	805483	20.68	ug/Kg	0.00
Spiked Amount	20.000	Range	70 - 130	Recovery	=	103.40%
53) Toluene-d8	14.721	98	2835575	19.38	ug/Kg	0.00
Spiked Amount	20.000	Range	70 - 130	Recovery	=	96.90%
71) 4-Bromofluorobenzene	17.962	95	1084150	19.17	ug/Kg	0.00
Spiked Amount	20.000	Range	70 - 130	Recovery	=	95.85%
Target Compounds						
10) Acetone	7.786	58	97160	18.32	ug/Kg	91
18) Methylene Chloride	8.987	84	37409	0.65	ug/Kg	87
96) TPH-GRO (C6-C10)	13.747	TIC	-84670m	Below	Cal	

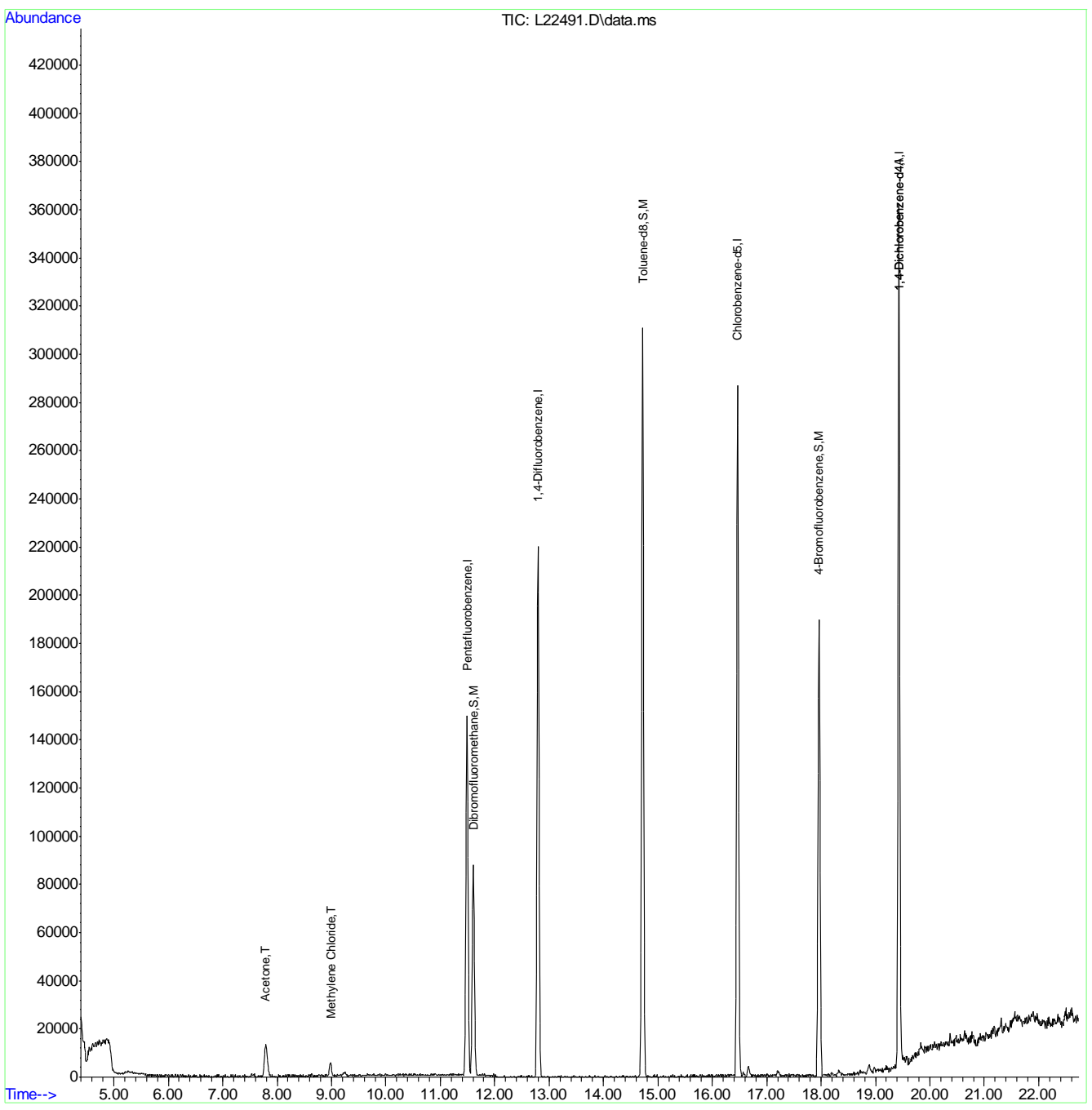
(#) = qualifier out of range (m) = manual integration (+) = signals summed

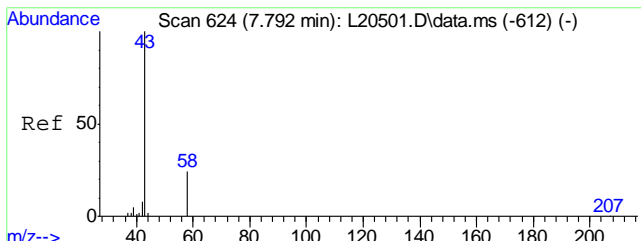
6.1.14  
6

Quantitation Report (QT Reviewed)

Data Path : C:\msdchem\1\DATA\L130202\  
Data File : L22491.D  
Acq On : 2 Feb 2013 9:56 pm  
Operator : XINGB  
Sample : C25941-14  
Misc : MS1656,VL712,5.07,,,,,1  
ALS Vial : 25 Sample Multiplier: 1

Quant Time: Feb 04 07:37:58 2013  
Quant Method : C:\msdchem\1\METHODS\VL702S.M  
Quant Title : EPA -8260B  
QLast Update : Fri Jan 25 08:45:18 2013  
Response via : Initial Calibration

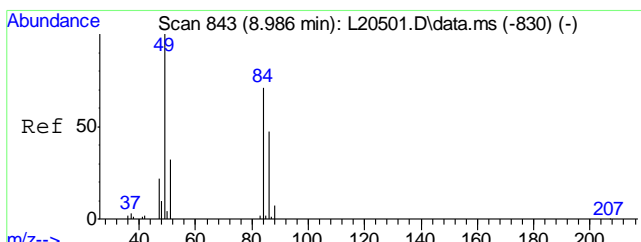
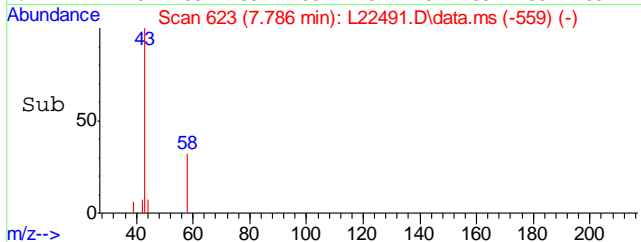
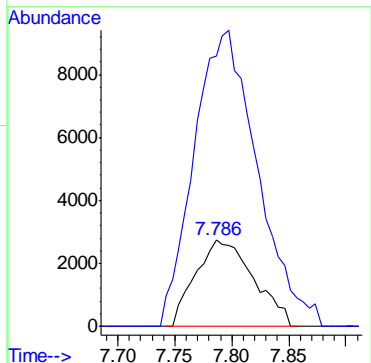
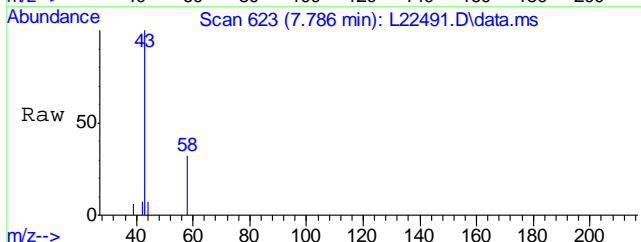




#10  
Acetone  
Concen: 18.32 ug/Kg  
RT: 7.786 min Scan# 623  
Delta R.T. 0.000 min  
Lab File: L22491.D  
Acq: 2 Feb 2013 9:56 pm

Tgt Ion: 58 Resp: 97160

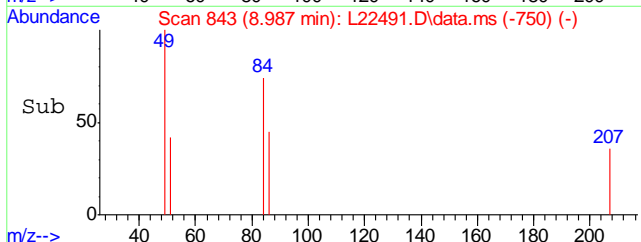
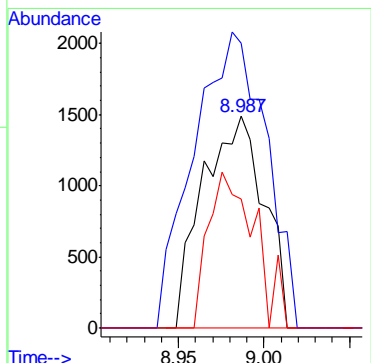
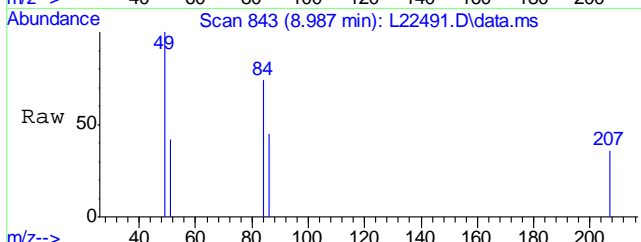
Ion	Ratio	Lower	Upper
58	100		
43	373.4	334.6	374.6



#18  
Methylene Chloride  
Concen: 0.65 ug/Kg  
RT: 8.987 min Scan# 843  
Delta R.T. 0.005 min  
Lab File: L22491.D  
Acq: 2 Feb 2013 9:56 pm

Tgt Ion: 84 Resp: 37409

Ion	Ratio	Lower	Upper
84	100		
49	163.7	125.6	165.6
86	56.0	43.6	83.6



## Quantitation Report (QT Reviewed)

Data Path : C:\msdchem\1\DATA\L130205\  
 Data File : L22542.D  
 Acq On : 5 Feb 2013 12:43 pm  
 Operator : XINGB  
 Sample : C25941-15  
 Misc : MS1656,VL714,5.02,,,,,1  
 ALS Vial : 8 Sample Multiplier: 1

Quant Time: Feb 06 09:53:32 2013  
 Quant Method : C:\msdchem\1\METHODS\VL702S.M  
 Quant Title : EPA -8260B  
 QLast Update : Fri Jan 25 08:45:18 2013  
 Response via : Initial Calibration

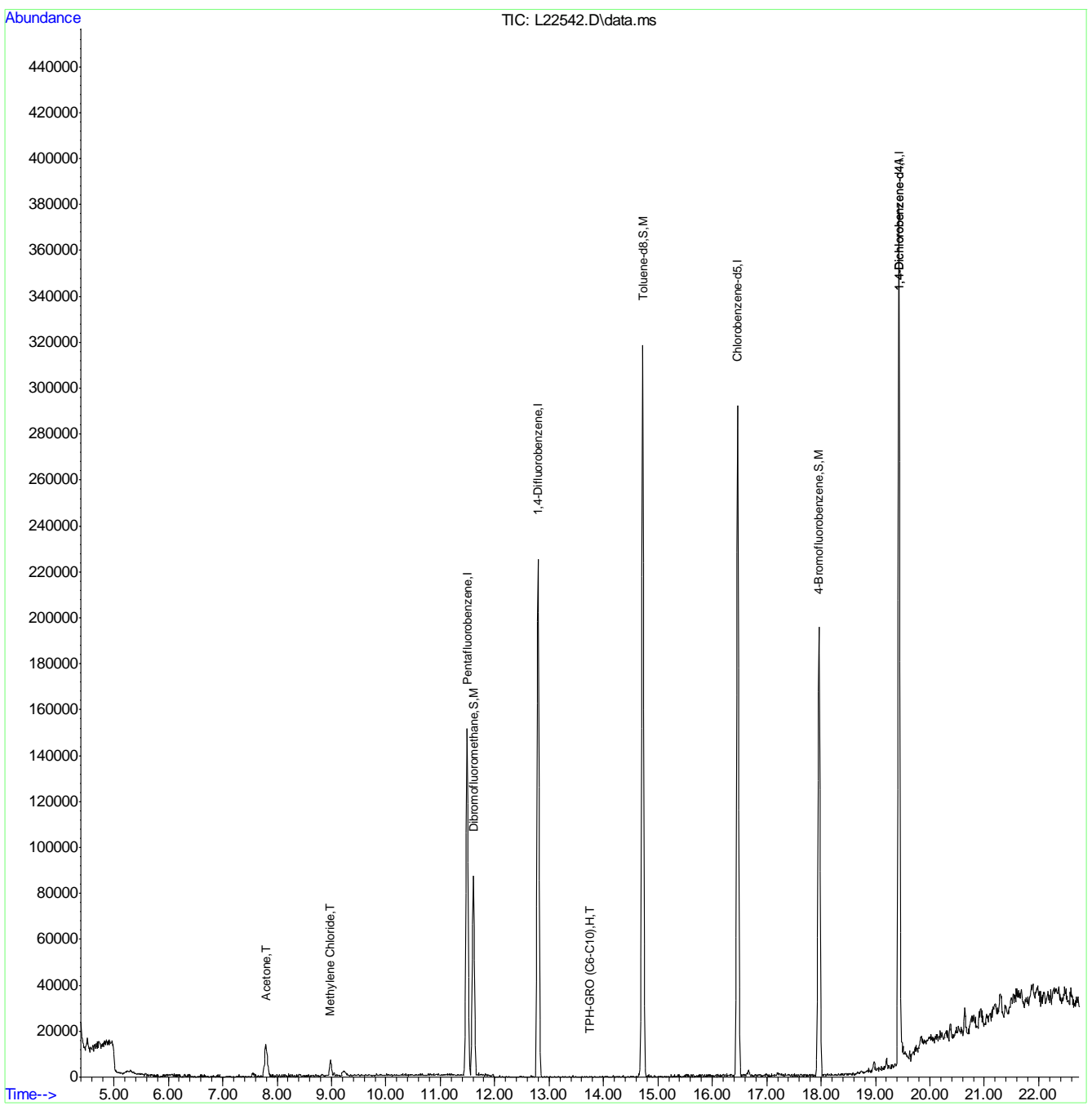
Compound	R.T.	QIon	Response	Conc	Units	Dev(Min)
Internal Standards						
1) Pentafluorobenzene	11.491	168	1466195	20.00	ug/Kg	0.00
38) 1,4-Difluorobenzene	12.801	114	2498393	20.00	ug/Kg	0.00
52) Chlorobenzene-d5	16.467	117	2212893	20.00	ug/Kg	0.00
74) 1,4-Dichlorobenzene-d4	19.430	152	1153021	20.00	ug/Kg	0.00
95) 1,4-Dichlorobenzene-d4A	19.430	152	1153021	20.00	ug/Kg	-0.02
System Monitoring Compounds						
34) Dibromofluoromethane	11.611	111	820741	21.03	ug/Kg	0.00
Spiked Amount	20.000	Range	70 - 130	Recovery	=	105.15%
53) Toluene-d8	14.721	98	2879181	19.21	ug/Kg	0.00
Spiked Amount	20.000	Range	70 - 130	Recovery	=	96.05%
71) 4-Bromofluorobenzene	17.957	95	1123311	19.40	ug/Kg	-0.01
Spiked Amount	20.000	Range	70 - 130	Recovery	=	97.00%
Target Compounds						
10) Acetone	7.797	58	100928	18.99	ug/Kg	100
18) Methylene Chloride	8.981	84	40739	0.70	ug/Kg	85
96) TPH-GRO (C6-C10)	13.747	TIC	295284m	1.27	ug/Kg	

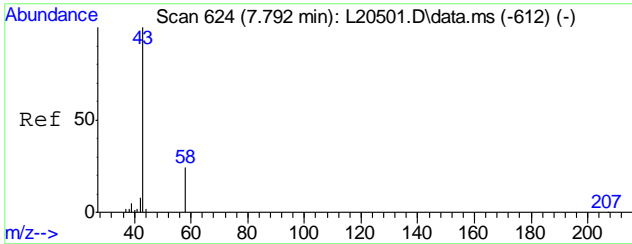
(#) = qualifier out of range (m) = manual integration (+) = signals summed

Quantitation Report (QT Reviewed)

Data Path : C:\msdchem\1\DATA\L130205\  
Data File : L22542.D  
Acq On : 5 Feb 2013 12:43 pm  
Operator : XINGB  
Sample : C25941-15  
Misc : MS1656,VL714,5.02,,,,,1  
ALS Vial : 8 Sample Multiplier: 1

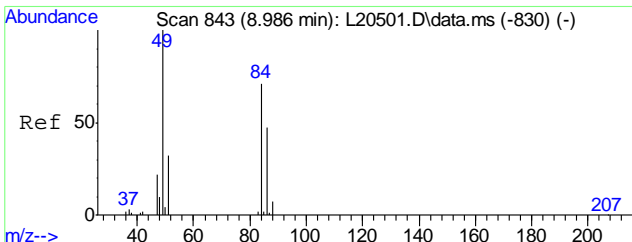
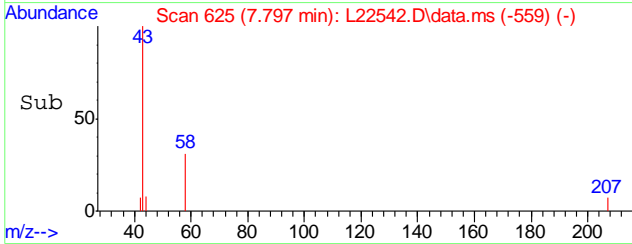
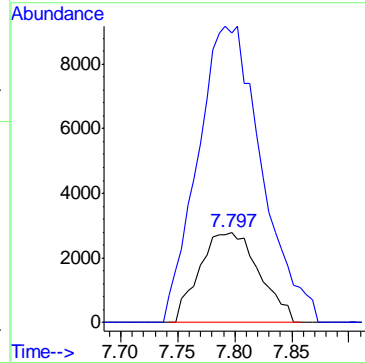
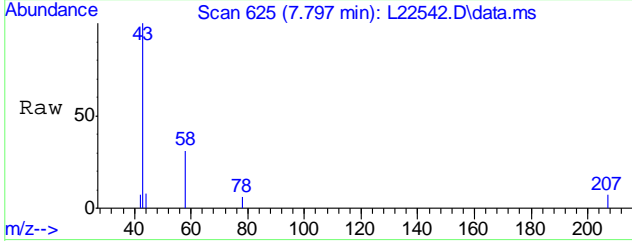
Quant Time: Feb 06 09:53:32 2013  
Quant Method : C:\msdchem\1\METHODS\VL702S.M  
Quant Title : EPA -8260B  
QLast Update : Fri Jan 25 08:45:18 2013  
Response via : Initial Calibration





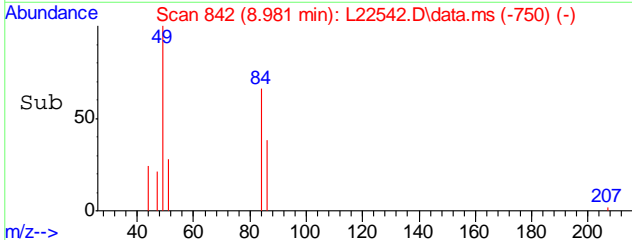
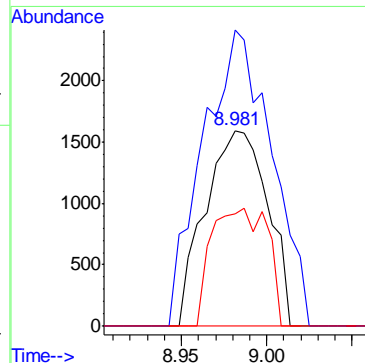
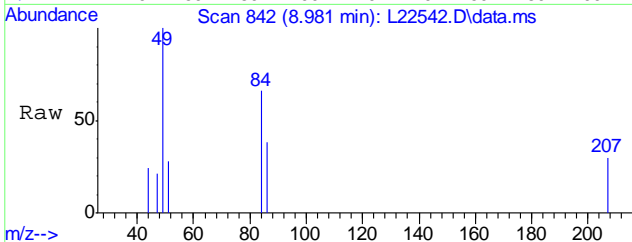
#10  
Acetone  
Concen: 18.99 ug/Kg  
RT: 7.797 min Scan# 625  
Delta R.T. 0.011 min  
Lab File: L22542.D  
Acq: 5 Feb 2013 12:43 pm

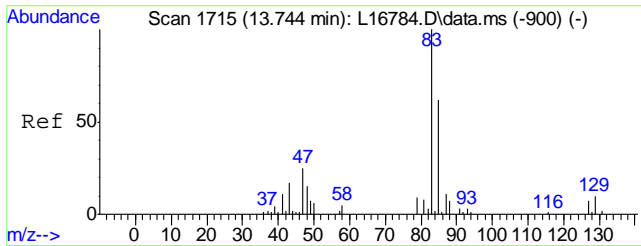
Tgt Ion: 58 Resp: 100928  
Ion Ratio Lower Upper  
58 100  
43 354.2 334.6 374.6



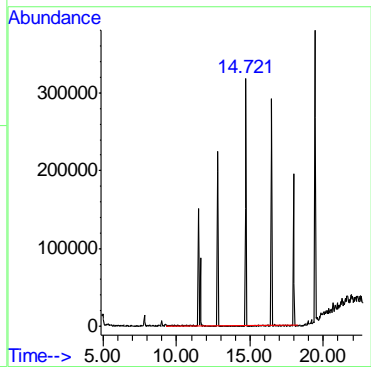
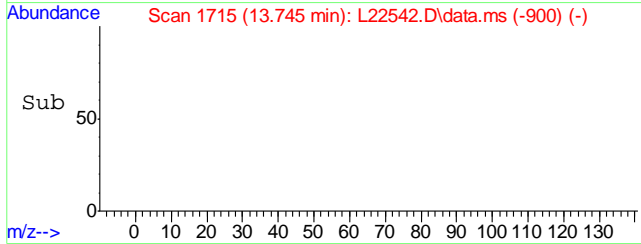
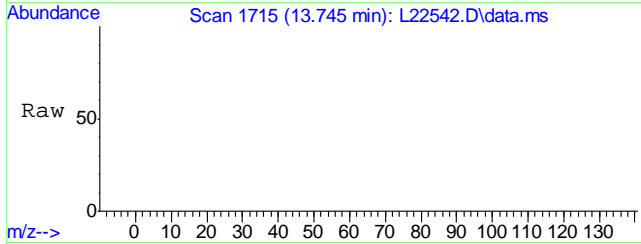
#18  
Methylene Chloride  
Concen: 0.70 ug/Kg  
RT: 8.981 min Scan# 842  
Delta R.T. 0.000 min  
Lab File: L22542.D  
Acq: 5 Feb 2013 12:43 pm

Tgt Ion: 84 Resp: 40739  
Ion Ratio Lower Upper  
84 100  
49 165.5 125.6 165.6  
86 54.0 43.6 83.6





#96  
TPH-GRO (C6-C10)  
Concen: 1.27 ug/Kg m  
RT: 13.747 min Scan# 1715  
Delta R.T. 0.000 min  
Lab File: L22542.D  
Acq: 5 Feb 2013 12:43 pm  
Tgt Ion:TIC Resp: 295284



6.1.15  
6

## Quantitation Report (QT Reviewed)

Data Path : C:\msdchem\1\DATA\L130205\  
 Data File : L22543.D  
 Acq On : 5 Feb 2013 1:12 pm  
 Operator : XINGB  
 Sample : C25941-16  
 Misc : MS1656,VL714,5.13,,,,,1  
 ALS Vial : 9 Sample Multiplier: 1

Quant Time: Feb 06 09:53:34 2013  
 Quant Method : C:\msdchem\1\METHODS\VL702S.M  
 Quant Title : EPA -8260B  
 QLast Update : Fri Jan 25 08:45:18 2013  
 Response via : Initial Calibration

Compound	R.T.	QIon	Response	Conc	Units	Dev(Min)
Internal Standards						
1) Pentafluorobenzene	11.491	168	1430797	20.00	ug/Kg	0.00
38) 1,4-Difluorobenzene	12.800	114	2464269	20.00	ug/Kg	0.00
52) Chlorobenzene-d5	16.467	117	2201769	20.00	ug/Kg	0.00
74) 1,4-Dichlorobenzene-d4	19.430	152	1152597	20.00	ug/Kg	0.00
95) 1,4-Dichlorobenzene-d4A	19.430	152	1152597	20.00	ug/Kg	-0.02
System Monitoring Compounds						
34) Dibromofluoromethane	11.611	111	797108	20.93	ug/Kg	0.00
Spiked Amount	20.000	Range	70 - 130	Recovery	=	104.65%
53) Toluene-d8	14.721	98	2845161	19.08	ug/Kg	0.00
Spiked Amount	20.000	Range	70 - 130	Recovery	=	95.40%
71) 4-Bromofluorobenzene	17.962	95	1119616	19.43	ug/Kg	0.00
Spiked Amount	20.000	Range	70 - 130	Recovery	=	97.15%
Target Compounds						
10) Acetone	7.797	58	70175	13.53	ug/Kg	93
18) Methylene Chloride	8.976	84	36328	0.64	ug/Kg#	86
96) TPH-GRO (C6-C10)	13.747	TIC	205554m	0.88	ug/Kg	

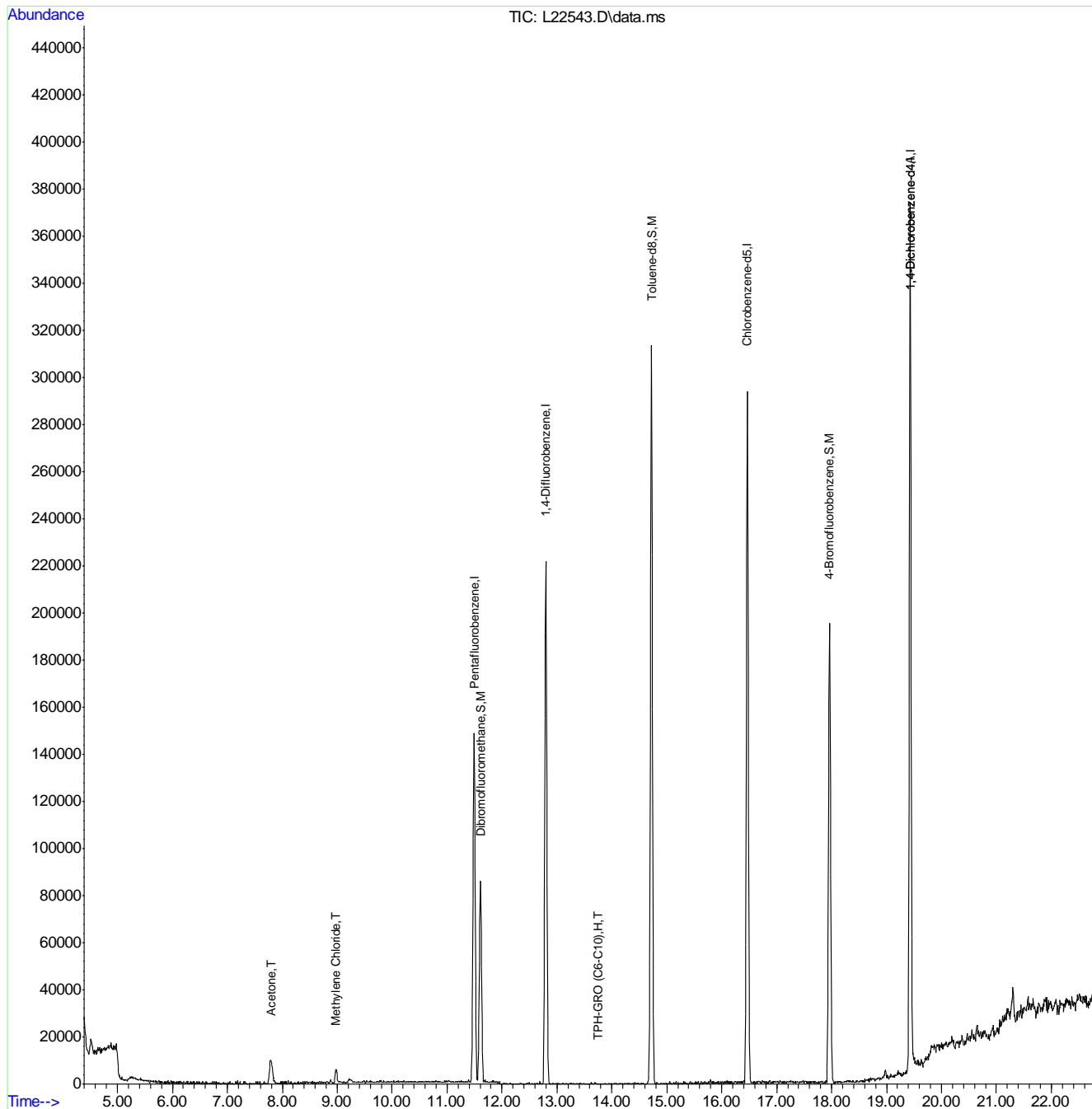
(#) = qualifier out of range (m) = manual integration (+) = signals summed

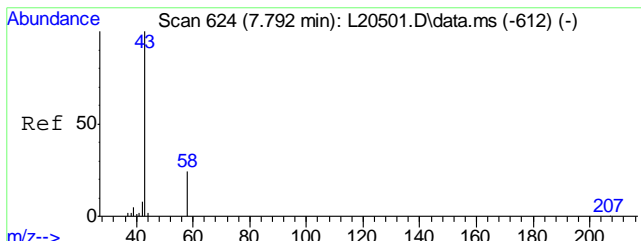


Quantitation Report (QT Reviewed)

Data Path : C:\msdchem\1\DATA\L130205\  
Data File : L22543.D  
Acq On : 5 Feb 2013 1:12 pm  
Operator : XINGB  
Sample : C25941-16  
Misc : MS1656,VL714,5.13,,,,,1  
ALS Vial : 9 Sample Multiplier: 1

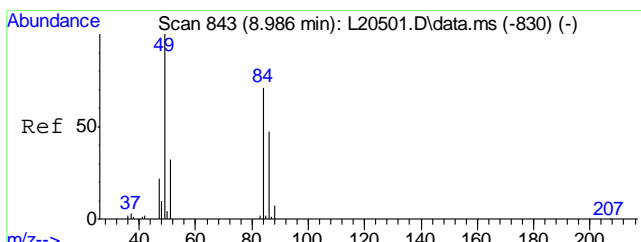
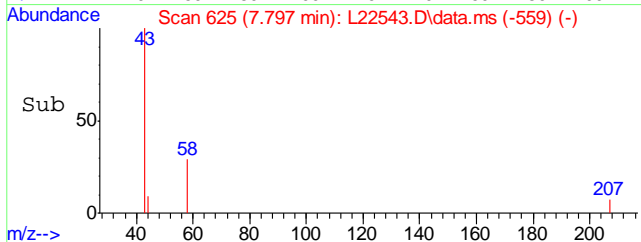
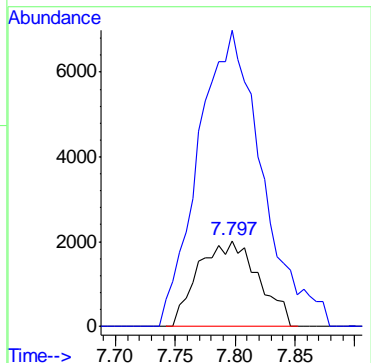
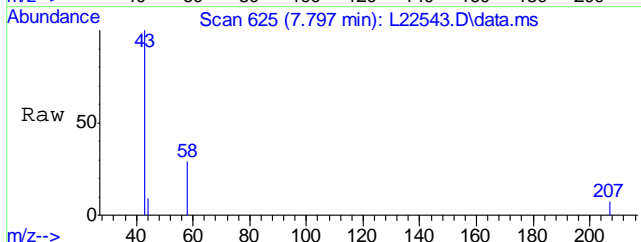
Quant Time: Feb 06 09:53:34 2013  
Quant Method : C:\msdchem\1\METHODS\VL702S.M  
Quant Title : EPA -8260B  
QLast Update : Fri Jan 25 08:45:18 2013  
Response via : Initial Calibration





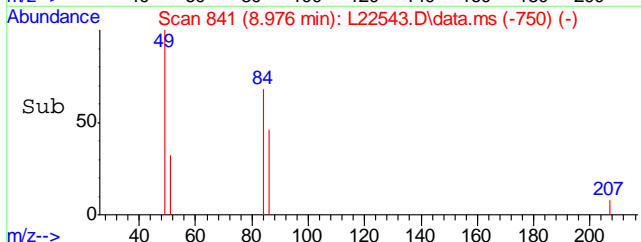
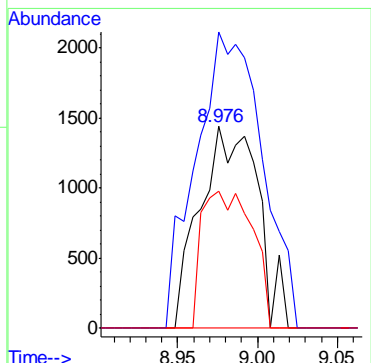
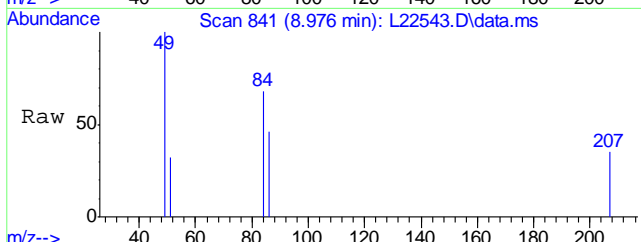
#10  
Acetone  
Concen: 13.53 ug/Kg  
RT: 7.797 min Scan# 625  
Delta R.T. 0.011 min  
Lab File: L22543.D  
Acq: 5 Feb 2013 1:12 pm

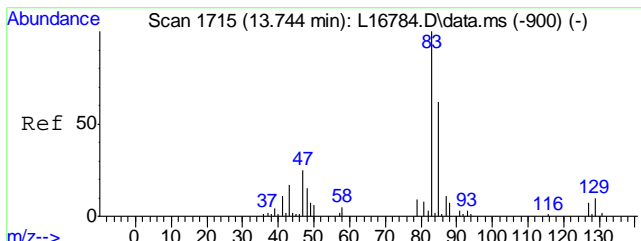
Tgt Ion	Resp	Lower	Upper
58	70175		
43	370.2	334.6	374.6



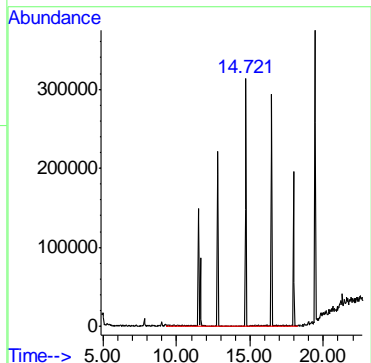
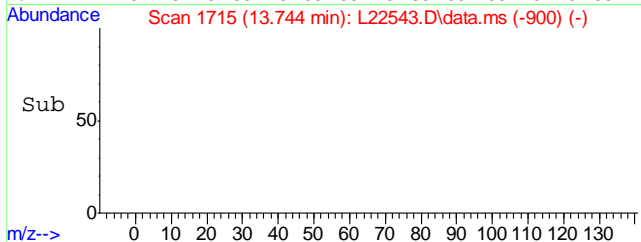
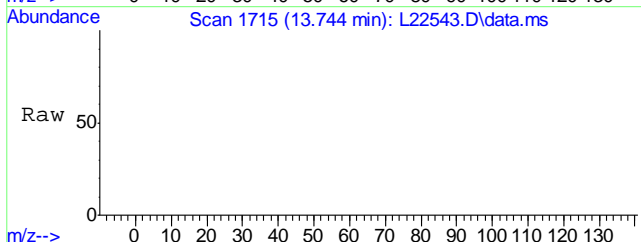
#18  
Methylene Chloride  
Concen: 0.64 ug/Kg  
RT: 8.976 min Scan# 841  
Delta R.T. -0.006 min  
Lab File: L22543.D  
Acq: 5 Feb 2013 1:12 pm

Tgt Ion	Resp	Lower	Upper
84	36328		
49	168.2	125.6	165.6#
86	59.7	43.6	83.6





#96  
TPH-GRO (C6-C10)  
Concen: 0.88 ug/Kg m  
RT: 13.747 min Scan# 1715  
Delta R.T. 0.000 min  
Lab File: L22543.D  
Acq: 5 Feb 2013 1:12 pm  
Tgt Ion:TIC Resp: 205554



6.1.16  
9

## Quantitation Report (QT Reviewed)

Data Path : C:\msdchem\1\DATA\L130205\  
 Data File : L22544.D  
 Acq On : 5 Feb 2013 1:41 pm  
 Operator : XINGB  
 Sample : C25941-17  
 Misc : MS1656,VL714,5.04,,,,,1  
 ALS Vial : 10 Sample Multiplier: 1

Quant Time: Feb 06 09:53:36 2013  
 Quant Method : C:\msdchem\1\METHODS\VL702S.M  
 Quant Title : EPA -8260B  
 QLast Update : Fri Jan 25 08:45:18 2013  
 Response via : Initial Calibration

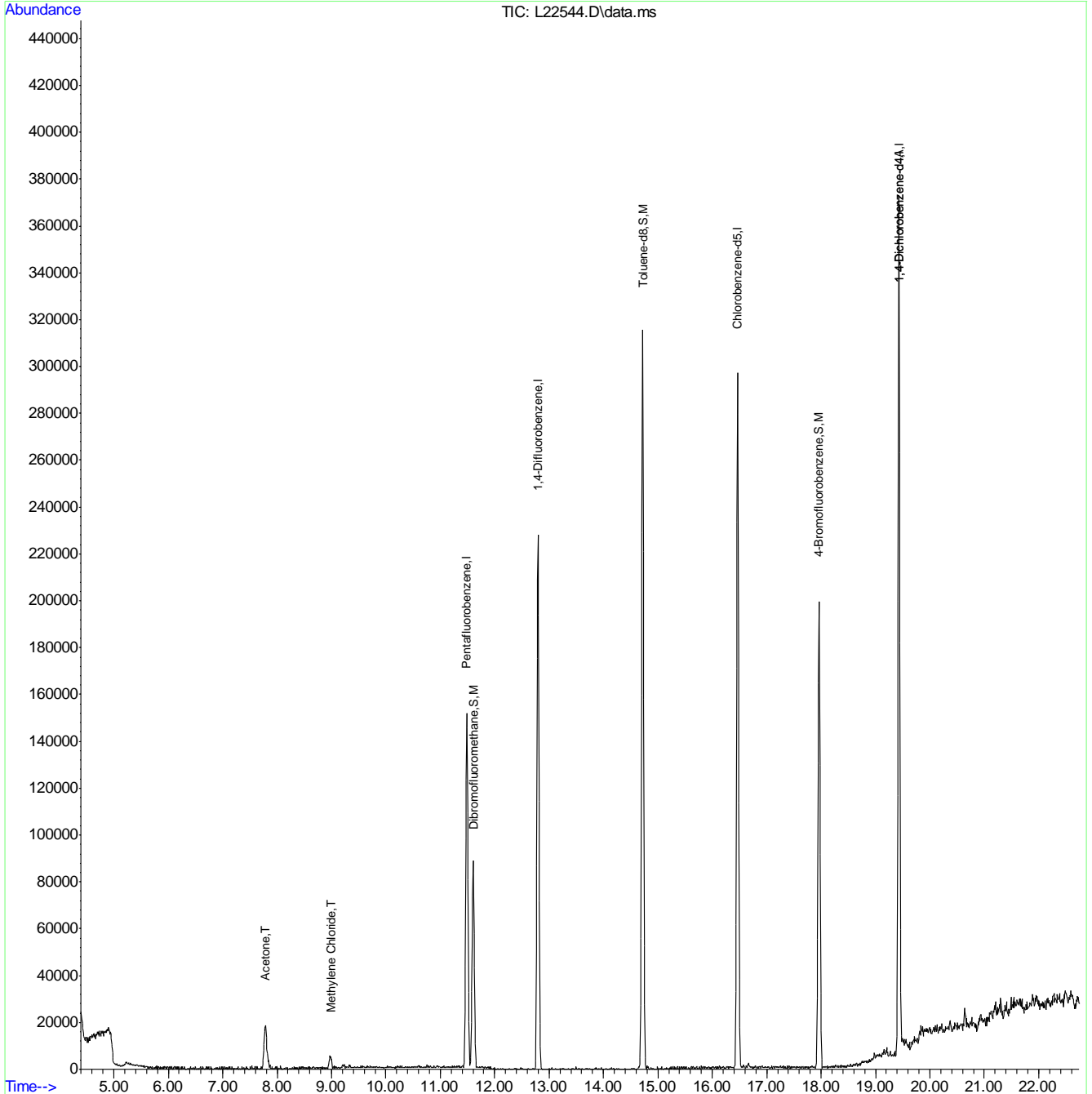
Compound	R.T.	QIon	Response	Conc	Units	Dev(Min)
Internal Standards						
1) Pentafluorobenzene	11.486	168	1470153	20.00	ug/Kg	0.00
38) 1,4-Difluorobenzene	12.795	114	2507732	20.00	ug/Kg	0.00
52) Chlorobenzene-d5	16.467	117	2225446	20.00	ug/Kg	0.00
74) 1,4-Dichlorobenzene-d4	19.430	152	1144785	20.00	ug/Kg	0.00
95) 1,4-Dichlorobenzene-d4A	19.430	152	1144785	20.00	ug/Kg	-0.02
System Monitoring Compounds						
34) Dibromofluoromethane	11.611	111	814185	20.81	ug/Kg	0.00
Spiked Amount	20.000	Range 70 - 130	Recovery	=	104.05%	
53) Toluene-d8	14.721	98	2905387	19.28	ug/Kg	0.00
Spiked Amount	20.000	Range 70 - 130	Recovery	=	96.40%	
71) 4-Bromofluorobenzene	17.962	95	1123201	19.29	ug/Kg	0.00
Spiked Amount	20.000	Range 70 - 130	Recovery	=	96.45%	
Target Compounds						
10) Acetone	7.786	58	135763	25.47	ug/Kg	94
18) Methylene Chloride	8.987	84	42307	0.73	ug/Kg	95
96) TPH-GRO (C6-C10)	13.747	TIC	-20214m	Below Cal		

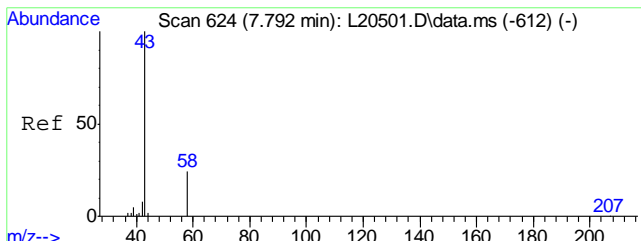
(#) = qualifier out of range (m) = manual integration (+) = signals summed

Quantitation Report (QT Reviewed)

Data Path : C:\msdchem\1\DATA\L130205\  
Data File : L22544.D  
Acq On : 5 Feb 2013 1:41 pm  
Operator : XINGB  
Sample : C25941-17  
Misc : MS1656,VL714,5.04,,,,,1  
ALS Vial : 10 Sample Multiplier: 1

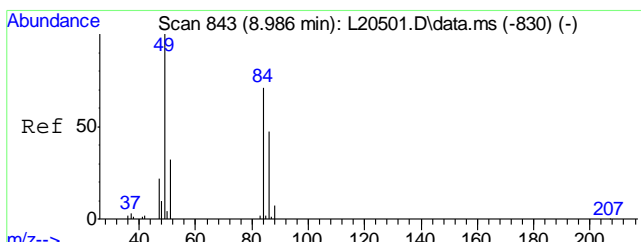
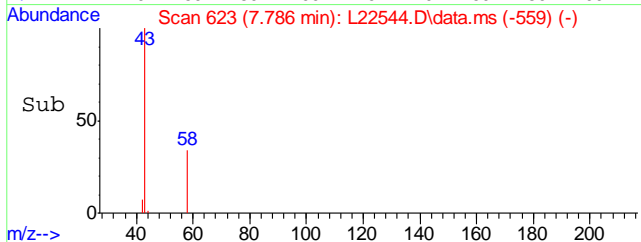
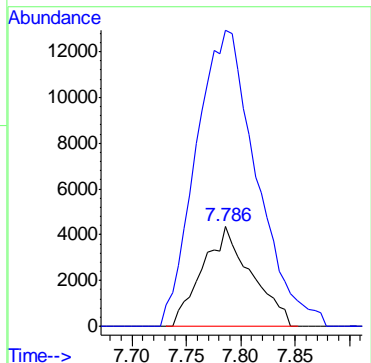
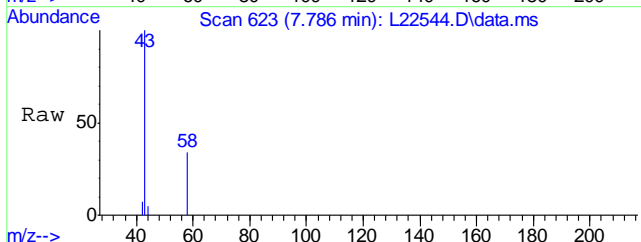
Quant Time: Feb 06 09:53:36 2013  
Quant Method : C:\msdchem\1\METHODS\VL702S.M  
Quant Title : EPA -8260B  
QLast Update : Fri Jan 25 08:45:18 2013  
Response via : Initial Calibration





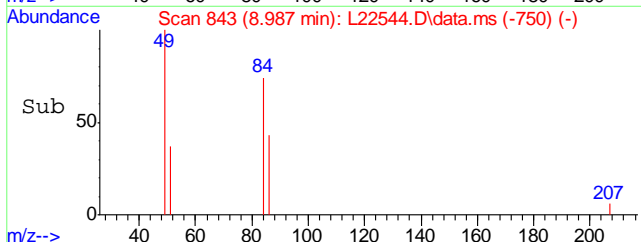
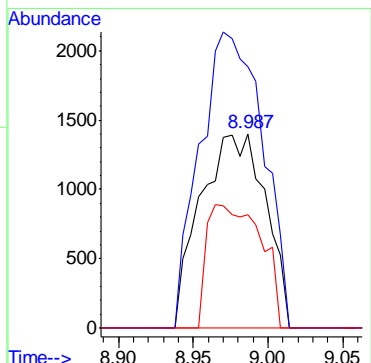
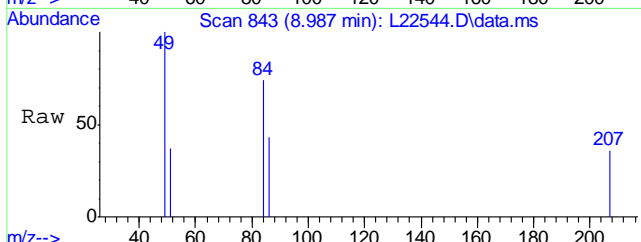
#10  
Acetone  
Concen: 25.47 ug/Kg  
RT: 7.786 min Scan# 623  
Delta R.T. 0.000 min  
Lab File: L22544.D  
Acq: 5 Feb 2013 1:41 pm

Tgt Ion	Resp	Lower	Upper
58	135763		
43	367.8	334.6	374.6



#18  
Methylene Chloride  
Concen: 0.73 ug/Kg  
RT: 8.987 min Scan# 843  
Delta R.T. 0.005 min  
Lab File: L22544.D  
Acq: 5 Feb 2013 1:41 pm

Tgt Ion	Resp	Lower	Upper
84	42307		
49	148.0	125.6	165.6
86	53.0	43.6	83.6



## Quantitation Report (QT Reviewed)

Data Path : C:\msdchem\1\DATA\L130205\  
 Data File : L22545.D  
 Acq On : 5 Feb 2013 2:10 pm  
 Operator : XINGB  
 Sample : C25941-18  
 Misc : MS1656,VL714,5.12,,,,,1  
 ALS Vial : 11 Sample Multiplier: 1

Quant Time: Feb 06 09:53:39 2013  
 Quant Method : C:\msdchem\1\METHODS\VL702S.M  
 Quant Title : EPA -8260B  
 QLast Update : Fri Jan 25 08:45:18 2013  
 Response via : Initial Calibration

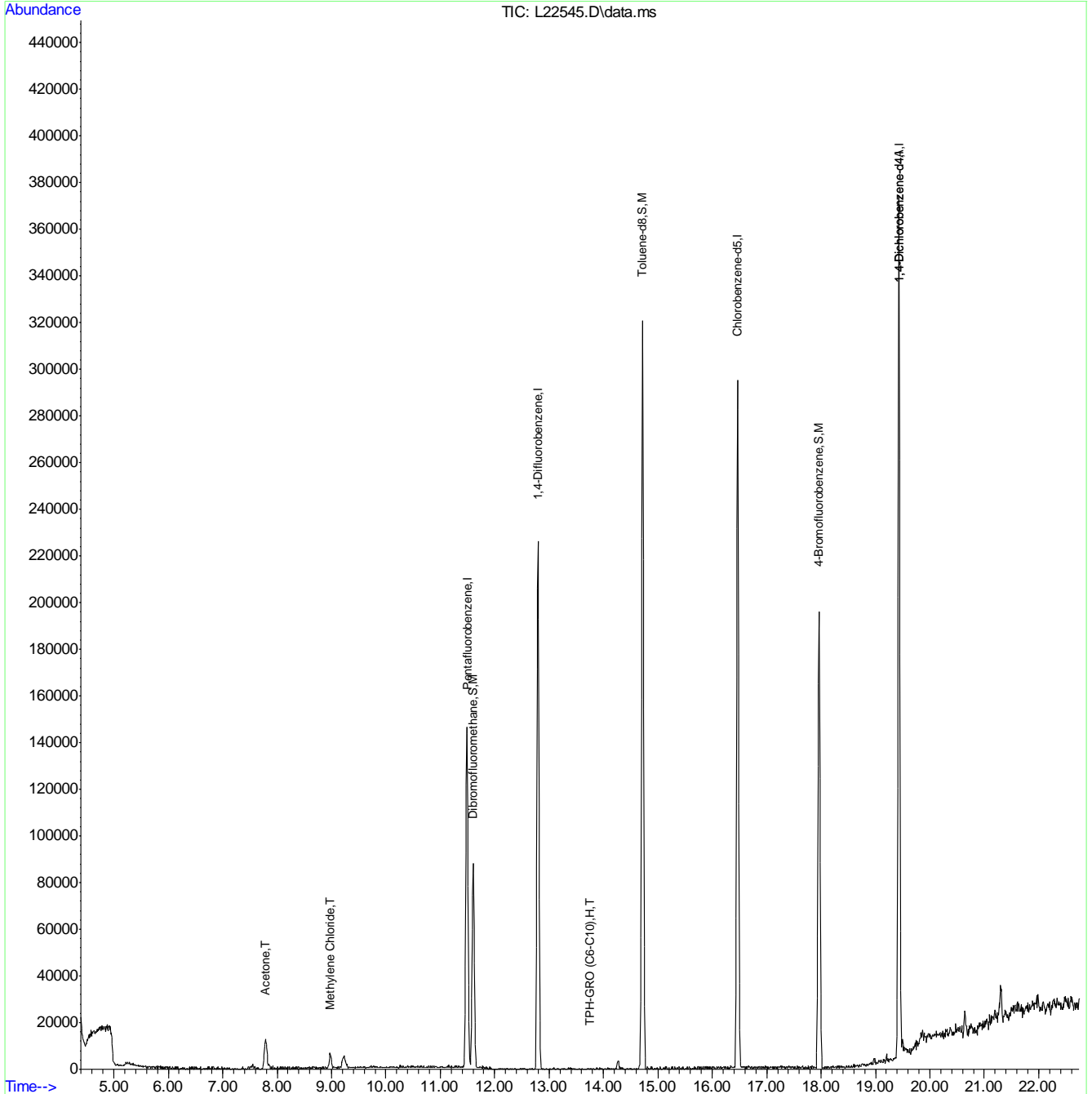
Compound	R.T.	QIon	Response	Conc	Units	Dev(Min)
Internal Standards						
1) Pentafluorobenzene	11.491	168	1433856	20.00	ug/Kg	0.00
38) 1,4-Difluorobenzene	12.800	114	2496018	20.00	ug/Kg	0.00
52) Chlorobenzene-d5	16.467	117	2206784	20.00	ug/Kg	0.00
74) 1,4-Dichlorobenzene-d4	19.430	152	1124668	20.00	ug/Kg	0.00
95) 1,4-Dichlorobenzene-d4A	19.430	152	1124668	20.00	ug/Kg	-0.02
System Monitoring Compounds						
34) Dibromofluoromethane	11.605	111	815060	21.36	ug/Kg	0.00
Spiked Amount	20.000	Range	70 - 130	Recovery	=	106.80%
53) Toluene-d8	14.716	98	2895164	19.37	ug/Kg	0.00
Spiked Amount	20.000	Range	70 - 130	Recovery	=	96.85%
71) 4-Bromofluorobenzene	17.962	95	1126077	19.50	ug/Kg	0.00
Spiked Amount	20.000	Range	70 - 130	Recovery	=	97.50%
Target Compounds						
10) Acetone	7.786	58	86358	16.61	ug/Kg#	88
18) Methylene Chloride	8.981	84	42621	0.75	ug/Kg	92
96) TPH-GRO (C6-C10)	13.747	TIC	255405m	1.12	ug/Kg	

(#) = qualifier out of range (m) = manual integration (+) = signals summed

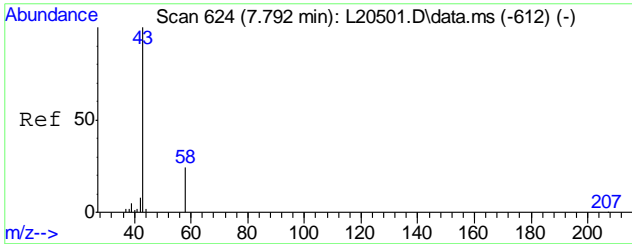
Quantitation Report (QT Reviewed)

Data Path : C:\msdchem\1\DATA\L130205\  
Data File : L22545.D  
Acq On : 5 Feb 2013 2:10 pm  
Operator : XINGB  
Sample : C25941-18  
Misc : MS1656,VL714,5.12,,,,,1  
ALS Vial : 11 Sample Multiplier: 1

Quant Time: Feb 06 09:53:39 2013  
Quant Method : C:\msdchem\1\METHODS\VL702S.M  
Quant Title : EPA -8260B  
QLast Update : Fri Jan 25 08:45:18 2013  
Response via : Initial Calibration

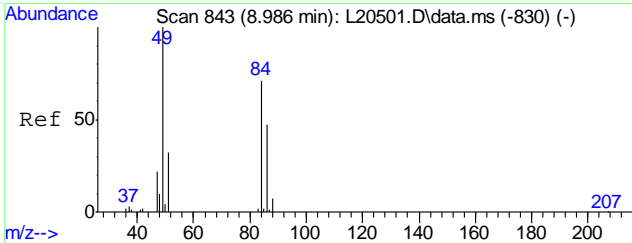
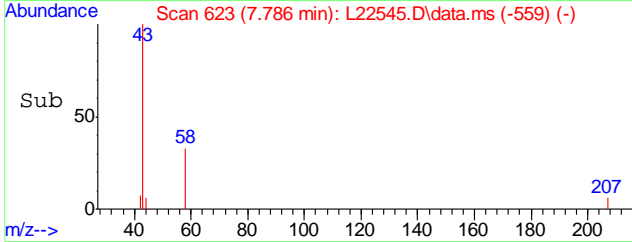
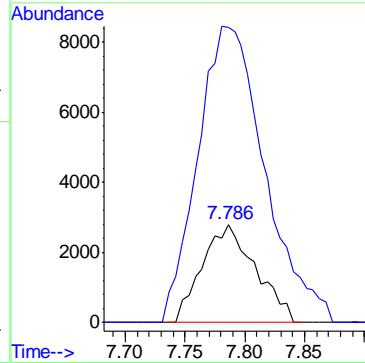
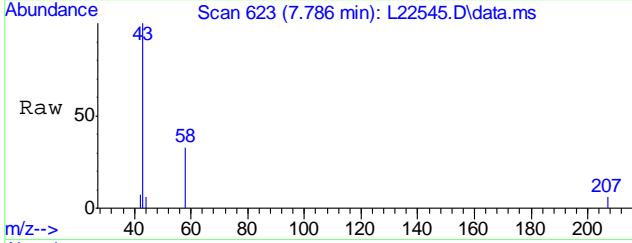






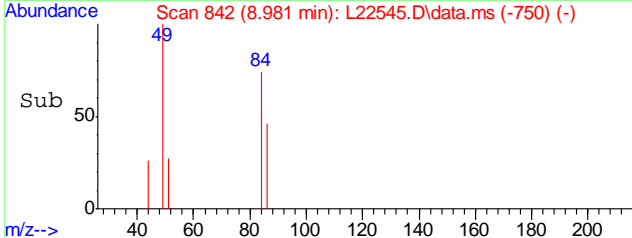
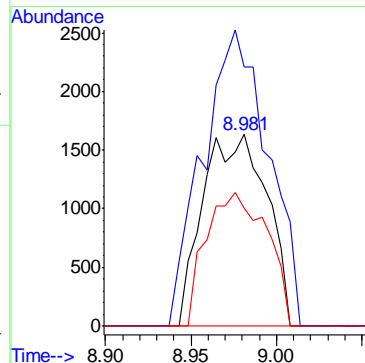
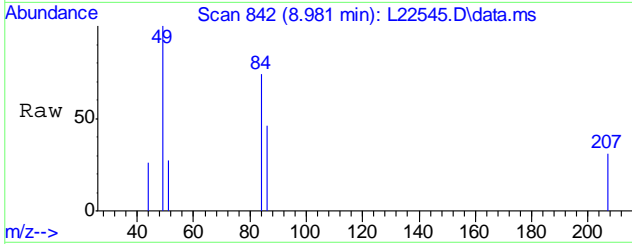
#10  
 Acetone  
 Concen: 16.61 ug/Kg  
 RT: 7.786 min Scan# 623  
 Delta R.T. -0.000 min  
 Lab File: L22545.D  
 Acq: 5 Feb 2013 2:10 pm

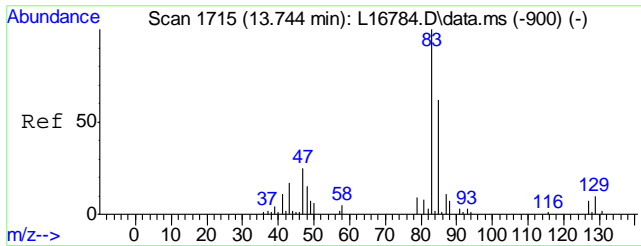
Tgt Ion: 58 Resp: 86358  
 Ion Ratio Lower Upper  
 58 100  
 43 380.2 334.6 374.6#



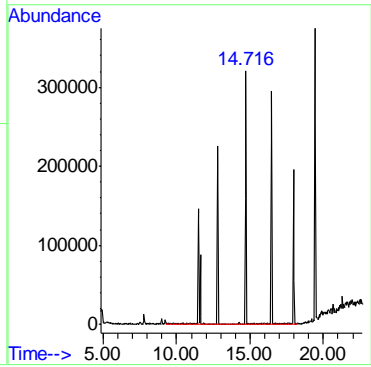
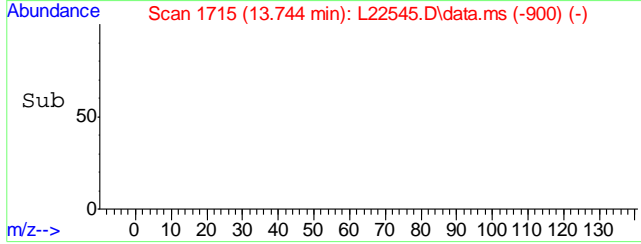
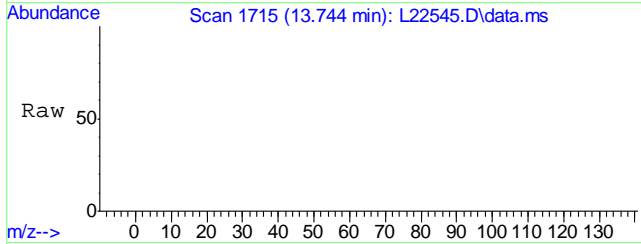
#18  
 Methylene Chloride  
 Concen: 0.75 ug/Kg  
 RT: 8.981 min Scan# 842  
 Delta R.T. -0.000 min  
 Lab File: L22545.D  
 Acq: 5 Feb 2013 2:10 pm

Tgt Ion: 84 Resp: 42621  
 Ion Ratio Lower Upper  
 84 100  
 49 157.8 125.6 165.6  
 86 66.3 43.6 83.6





#96  
TPH-GRO (C6-C10)  
Concen: 1.12 ug/Kg m  
RT: 13.747 min Scan# 1715  
Delta R.T. 0.000 min  
Lab File: L22545.D  
Acq: 5 Feb 2013 2:10 pm  
Tgt Ion:TIC Resp: 255405



6.1.18  
6

## Quantitation Report (QT Reviewed)

Data Path : C:\msdchem\1\DATA\L130204\  
 Data File : L22520.D  
 Acq On : 4 Feb 2013 9:52 pm  
 Operator : XINGB  
 Sample : C25941-19  
 Misc : MS1656,VL713,5.05,,,,,1  
 ALS Vial : 13 Sample Multiplier: 1

Quant Time: Feb 05 08:10:09 2013  
 Quant Method : C:\msdchem\1\METHODS\VL702S.M  
 Quant Title : EPA -8260B  
 QLast Update : Fri Jan 25 08:45:18 2013  
 Response via : Initial Calibration

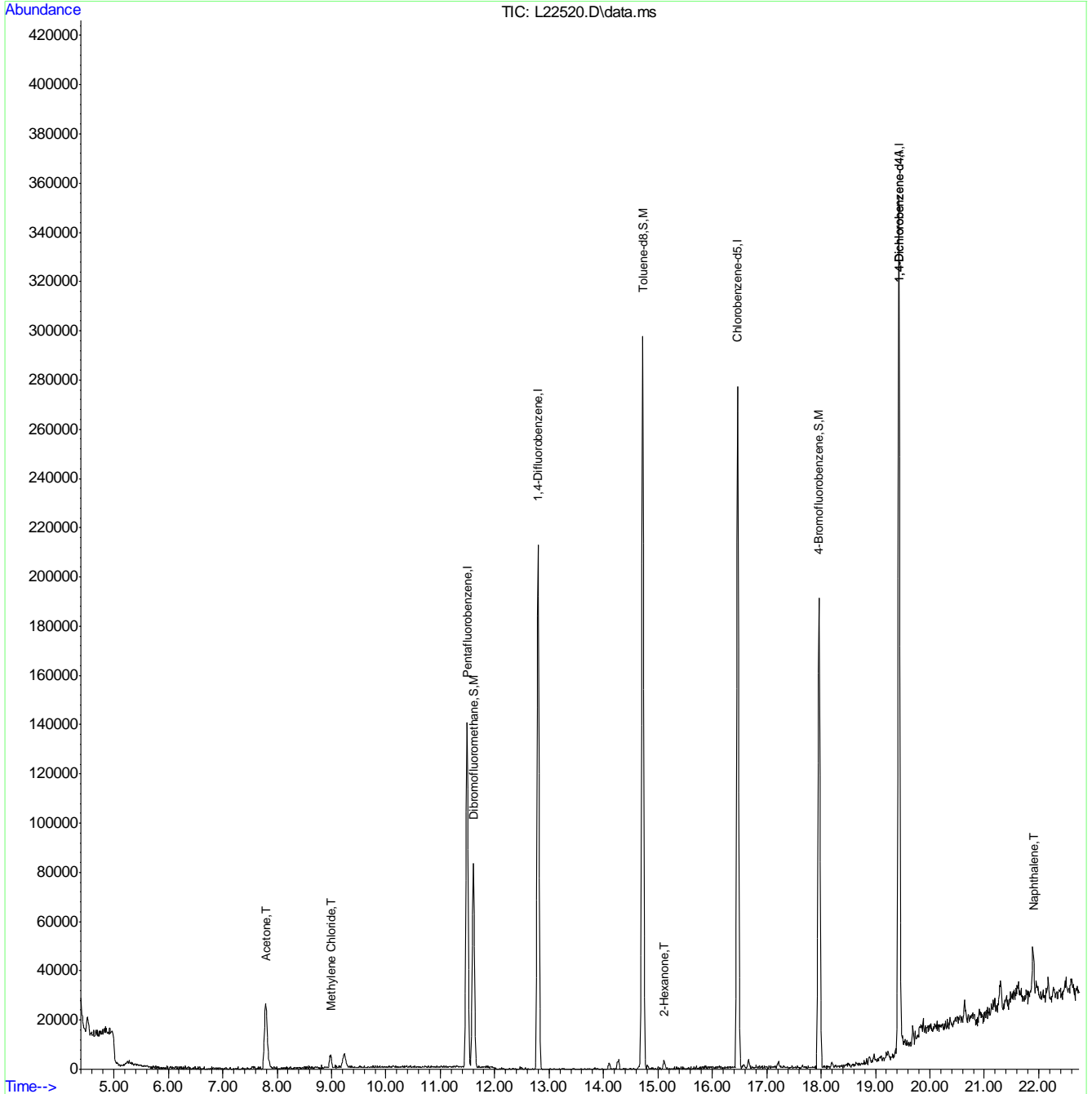
Compound	R.T.	QIon	Response	Conc	Units	Dev(Min)
Internal Standards						
1) Pentafluorobenzene	11.491	168	1381530	20.00	ug/Kg	0.00
38) 1,4-Difluorobenzene	12.801	114	2356128	20.00	ug/Kg	0.00
52) Chlorobenzene-d5	16.467	117	2121549	20.00	ug/Kg	0.00
74) 1,4-Dichlorobenzene-d4	19.430	152	1104415	20.00	ug/Kg	0.00
95) 1,4-Dichlorobenzene-d4A	19.430	152	1104415	20.00	ug/Kg	-0.02
System Monitoring Compounds						
34) Dibromofluoromethane	11.611	111	780092	21.22	ug/Kg	0.00
Spiked Amount	20.000	Range 70 - 130	Recovery	=	106.10%	
53) Toluene-d8	14.721	98	2723920	18.96	ug/Kg	0.00
Spiked Amount	20.000	Range 70 - 130	Recovery	=	94.80%	
71) 4-Bromofluorobenzene	17.962	95	1080319	19.46	ug/Kg	0.00
Spiked Amount	20.000	Range 70 - 130	Recovery	=	97.30%	
Target Compounds						
10) Acetone	7.792	58	196378	39.21	ug/Kg	98
18) Methylene Chloride	8.987	84	36510	0.67	ug/Kg	94
57) 2-Hexanone	15.114	43	50550	1.07	ug/Kg#	77
93) Naphthalene	21.902	128	214209	1.17	ug/Kg	100
96) TPH-GRO (C6-C10)	13.747	TIC	-5533m	Below	Cal	

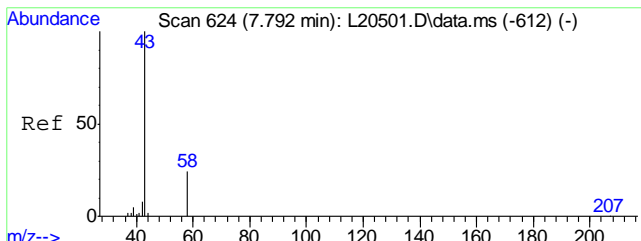
(#) = qualifier out of range (m) = manual integration (+) = signals summed

Quantitation Report (QT Reviewed)

Data Path : C:\msdchem\1\DATA\L130204\  
Data File : L22520.D  
Acq On : 4 Feb 2013 9:52 pm  
Operator : XINGB  
Sample : C25941-19  
Misc : MS1656,VL713,5.05,,,,,1  
ALS Vial : 13 Sample Multiplier: 1

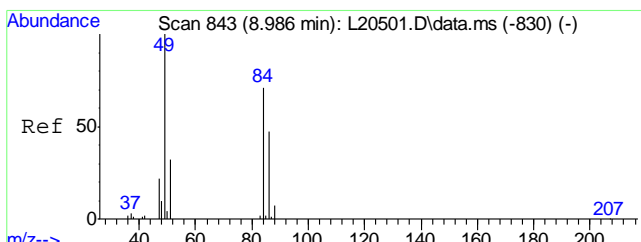
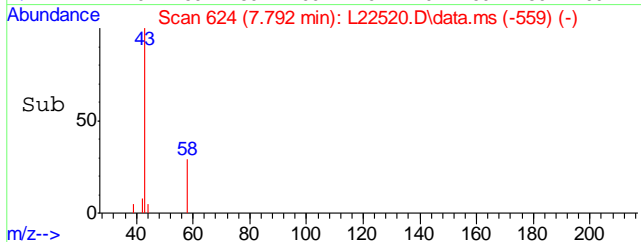
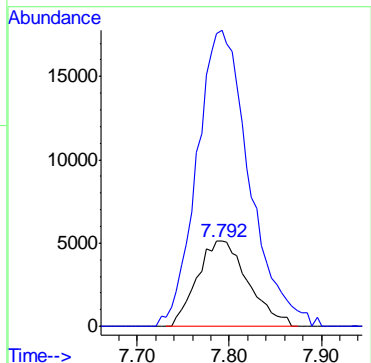
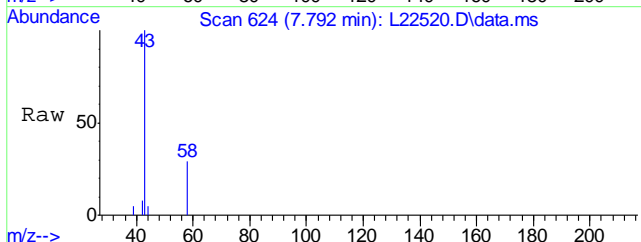
Quant Time: Feb 05 08:10:09 2013  
Quant Method : C:\msdchem\1\METHODS\VL702S.M  
Quant Title : EPA -8260B  
QLast Update : Fri Jan 25 08:45:18 2013  
Response via : Initial Calibration





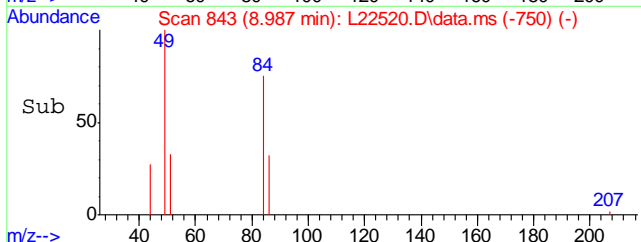
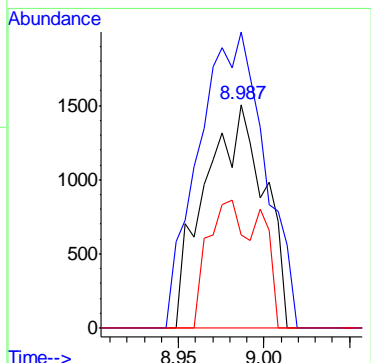
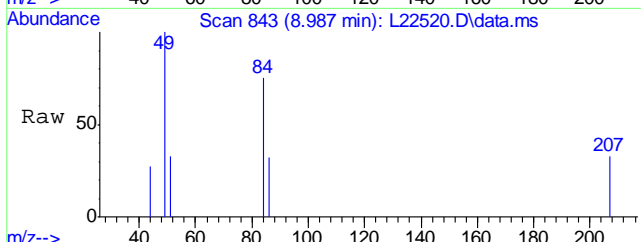
#10  
Acetone  
Concen: 39.21 ug/Kg  
RT: 7.792 min Scan# 624  
Delta R.T. 0.005 min  
Lab File: L22520.D  
Acq: 4 Feb 2013 9:52 pm

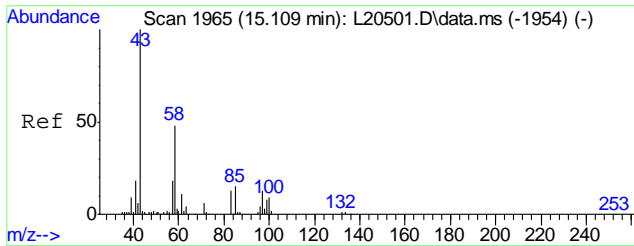
Tgt Ion	Resp	Lower	Upper
58	196378		
43	358.9	334.6	374.6



#18  
Methylene Chloride  
Concen: 0.67 ug/Kg  
RT: 8.987 min Scan# 843  
Delta R.T. 0.005 min  
Lab File: L22520.D  
Acq: 4 Feb 2013 9:52 pm

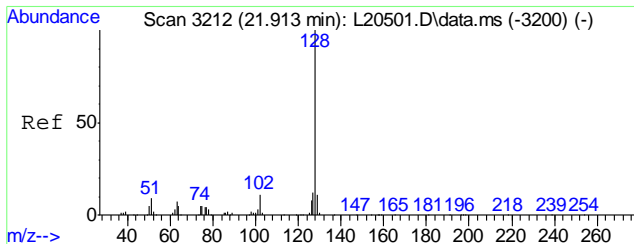
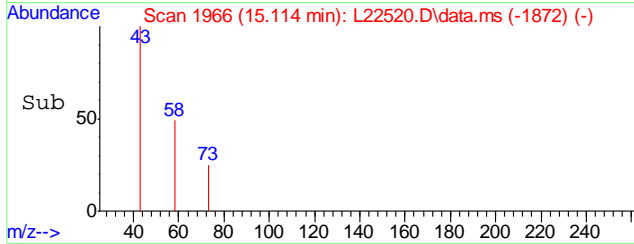
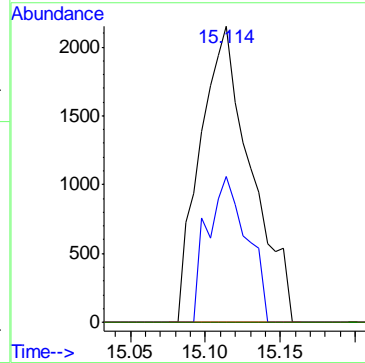
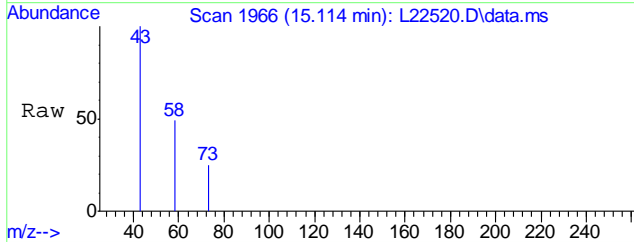
Tgt Ion	Resp	Lower	Upper
84	36510		
49	146.8	125.6	165.6
86	50.2	43.6	83.6





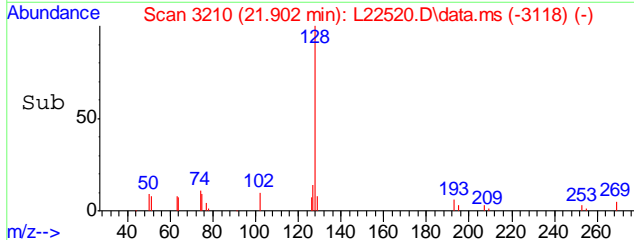
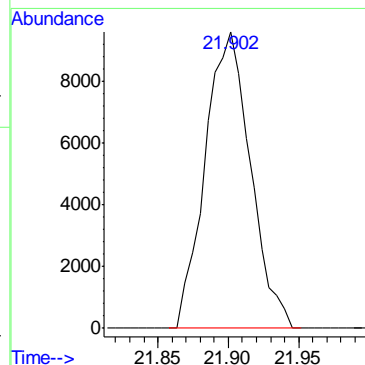
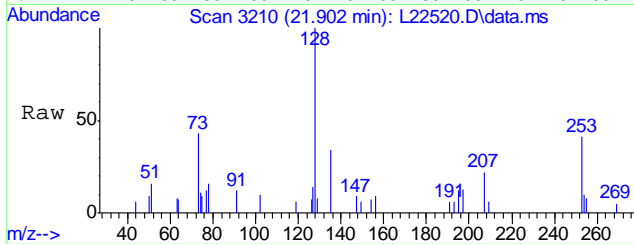
#57  
2-Hexanone  
Concen: 1.07 ug/Kg  
RT: 15.114 min Scan# 1966  
Delta R.T. 0.011 min  
Lab File: L22520.D  
Acq: 4 Feb 2013 9:52 pm

Tgt Ion	Resp	Lower	Upper
43	100		
58	38.3	30.1	70.1
57	0.0	0.0	36.3
100	0.0	0.0	29.0



#93  
Naphthalene  
Concen: 1.17 ug/Kg  
RT: 21.902 min Scan# 3210  
Delta R.T. -0.000 min  
Lab File: L22520.D  
Acq: 4 Feb 2013 9:52 pm

Tgt Ion: 128 Resp: 214209



Quantitation Report (QT Reviewed)

Data Path : C:\msdchem\1\DATA\L130204\  
Data File : L22517.D  
Acq On : 4 Feb 2013 8:26 pm  
Operator : XINGB  
Sample : C25941-20  
Misc : MS1656,VL713,5.02,,,,,1  
ALS Vial : 10 Sample Multiplier: 1

Quant Time: Feb 05 08:32:13 2013  
Quant Method : C:\msdchem\1\METHODS\VL702S.M  
Quant Title : EPA -8260B  
QLast Update : Fri Jan 25 08:45:18 2013  
Response via : Initial Calibration

Compound	R.T.	QIon	Response	Conc	Units	Dev(Min)
Internal Standards						
1) Pentafluorobenzene	11.491	168	1346298	20.00	ug/Kg	0.00
38) 1,4-Difluorobenzene	12.801	114	2295791	20.00	ug/Kg	0.00
52) Chlorobenzene-d5	16.467	117	2064238	20.00	ug/Kg	0.00
74) 1,4-Dichlorobenzene-d4	19.430	152	1064920	20.00	ug/Kg	0.00
95) 1,4-Dichlorobenzene-d4A	19.430	152	1064920	20.00	ug/Kg	-0.02
System Monitoring Compounds						
34) Dibromofluoromethane	11.611	111	759209	21.19	ug/Kg	0.00
Spiked Amount	20.000	Range	70 - 130	Recovery	=	105.95%
53) Toluene-d8	14.721	98	2682707	19.19	ug/Kg	0.00
Spiked Amount	20.000	Range	70 - 130	Recovery	=	95.95%
71) 4-Bromofluorobenzene	17.962	95	1069139	19.79	ug/Kg	0.00
Spiked Amount	20.000	Range	70 - 130	Recovery	=	98.95%
Target Compounds						
10) Acetone	7.781	58	53072m	10.87	ug/Kg	
18) Methylene Chloride	8.976	84	27425	0.51	ug/Kg#	65
96) TPH-GRO (C6-C10)	13.747	TIC	540335m	2.51	ug/Kg	

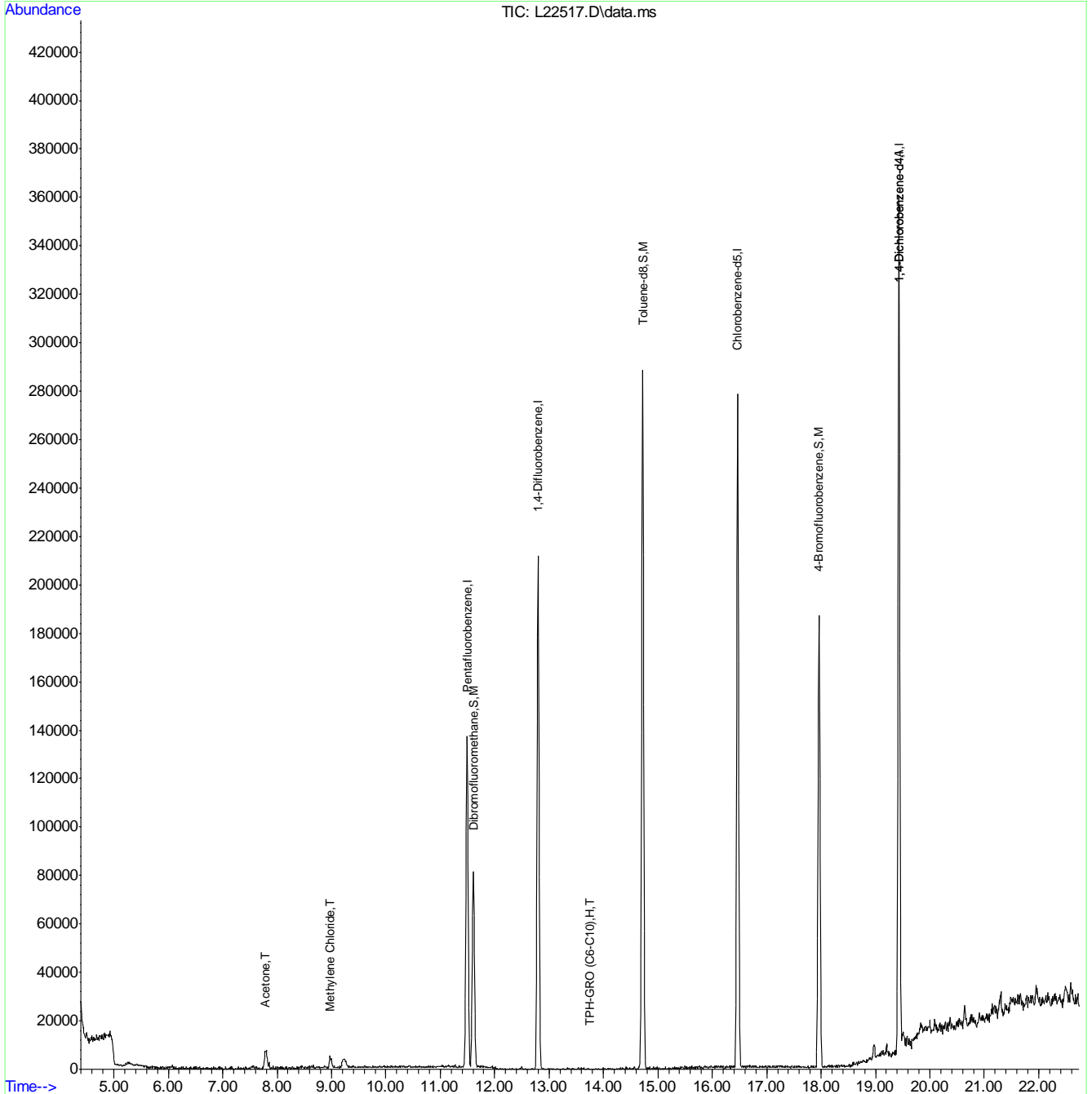
(#) = qualifier out of range (m) = manual integration (+) = signals summed

6.1.20  
6

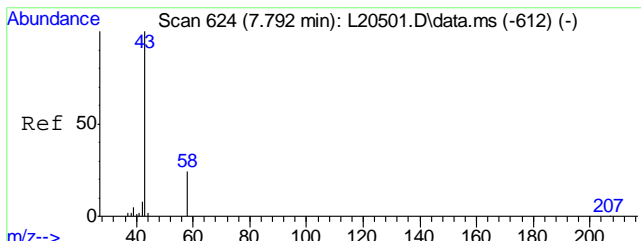
Quantitation Report (QT Reviewed)

Data Path : C:\msdchem\1\DATA\L130204\  
Data File : L22517.D  
Acq On : 4 Feb 2013 8:26 pm  
Operator : XINGB  
Sample : C25941-20  
Misc : MS1656,VL713,5.02,,,,,1  
ALS Vial : 10 Sample Multiplier: 1

Quant Time: Feb 05 08:32:13 2013  
Quant Method : C:\msdchem\1\METHODS\VL702S.M  
Quant Title : EPA -8260B  
QLast Update : Fri Jan 25 08:45:18 2013  
Response via : Initial Calibration



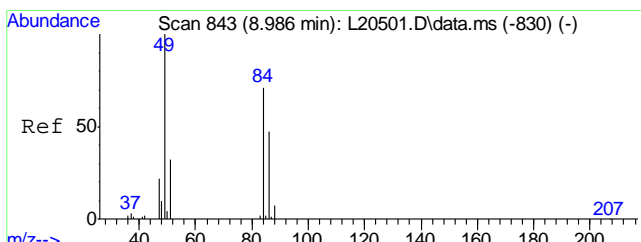
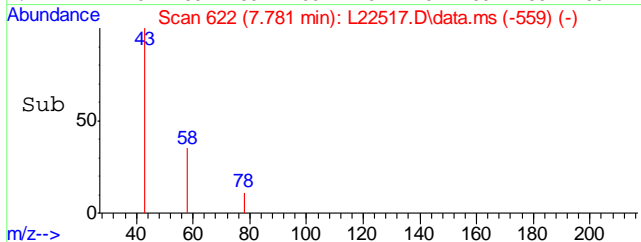
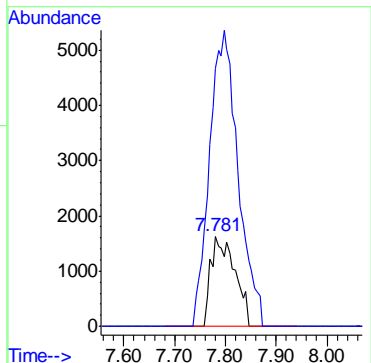
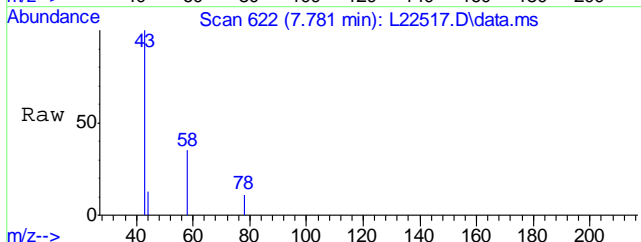




#10  
Acetone  
Concen: 10.87 ug/Kg m  
RT: 7.781 min Scan# 622  
Delta R.T. -0.005 min  
Lab File: L22517.D  
Acq: 4 Feb 2013 8:26 pm

Tgt Ion: 58 Resp: 53072

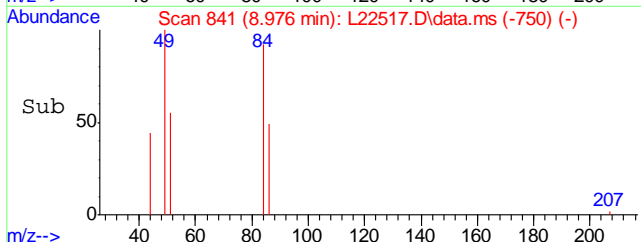
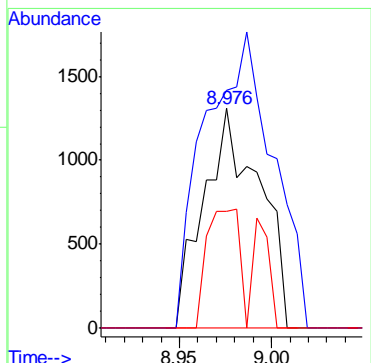
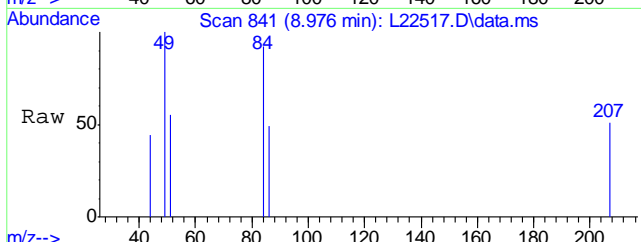
Ion	Ratio	Lower	Upper
58	100		
43	392.1	334.6	374.6#

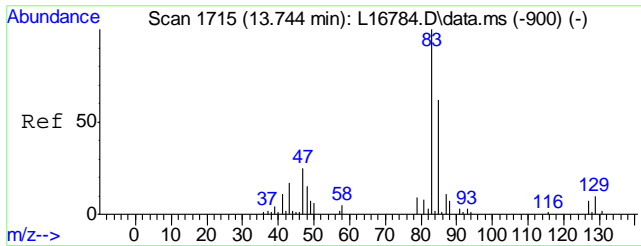


#18  
Methylene Chloride  
Concen: 0.51 ug/Kg  
RT: 8.976 min Scan# 841  
Delta R.T. -0.005 min  
Lab File: L22517.D  
Acq: 4 Feb 2013 8:26 pm

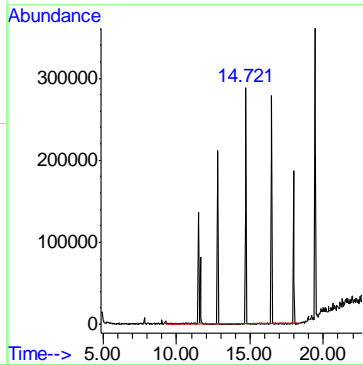
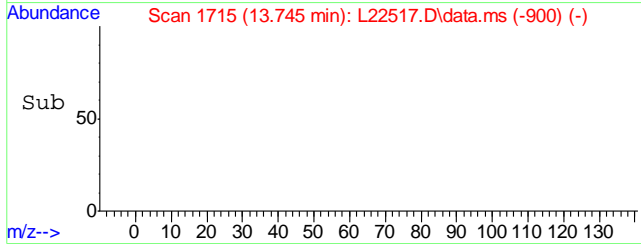
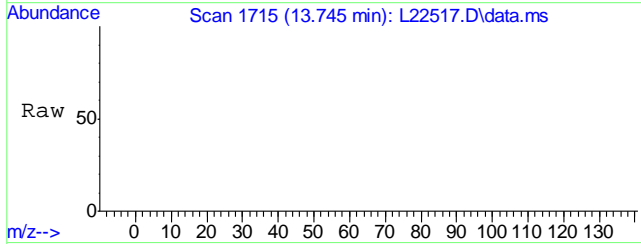
Tgt Ion: 84 Resp: 27425

Ion	Ratio	Lower	Upper
84	100		
49	164.1	125.6	165.6
86	0.0	43.6	83.6#





#96  
TPH-GRO (C6-C10)  
Concen: 2.51 ug/Kg m  
RT: 13.747 min Scan# 1715  
Delta R.T. 0.000 min  
Lab File: L22517.D  
Acq: 4 Feb 2013 8:26 pm  
Tgt Ion:TIC Resp: 540335



6.1.20  
6

Quantitation Report (QT Reviewed)

Data Path : C:\msdchem\1\DATA\L130202\  
 Data File : L22472.D  
 Acq On : 2 Feb 2013 12:48 pm  
 Operator : XINGB  
 Sample : MB  
 Misc : MS1656,VL712,5,,,,1  
 ALS Vial : 6 Sample Multiplier: 1

Quant Time: Feb 04 07:37:18 2013  
 Quant Method : C:\msdchem\1\METHODS\VL702S.M  
 Quant Title : EPA -8260B  
 QLast Update : Fri Jan 25 08:45:18 2013  
 Response via : Initial Calibration

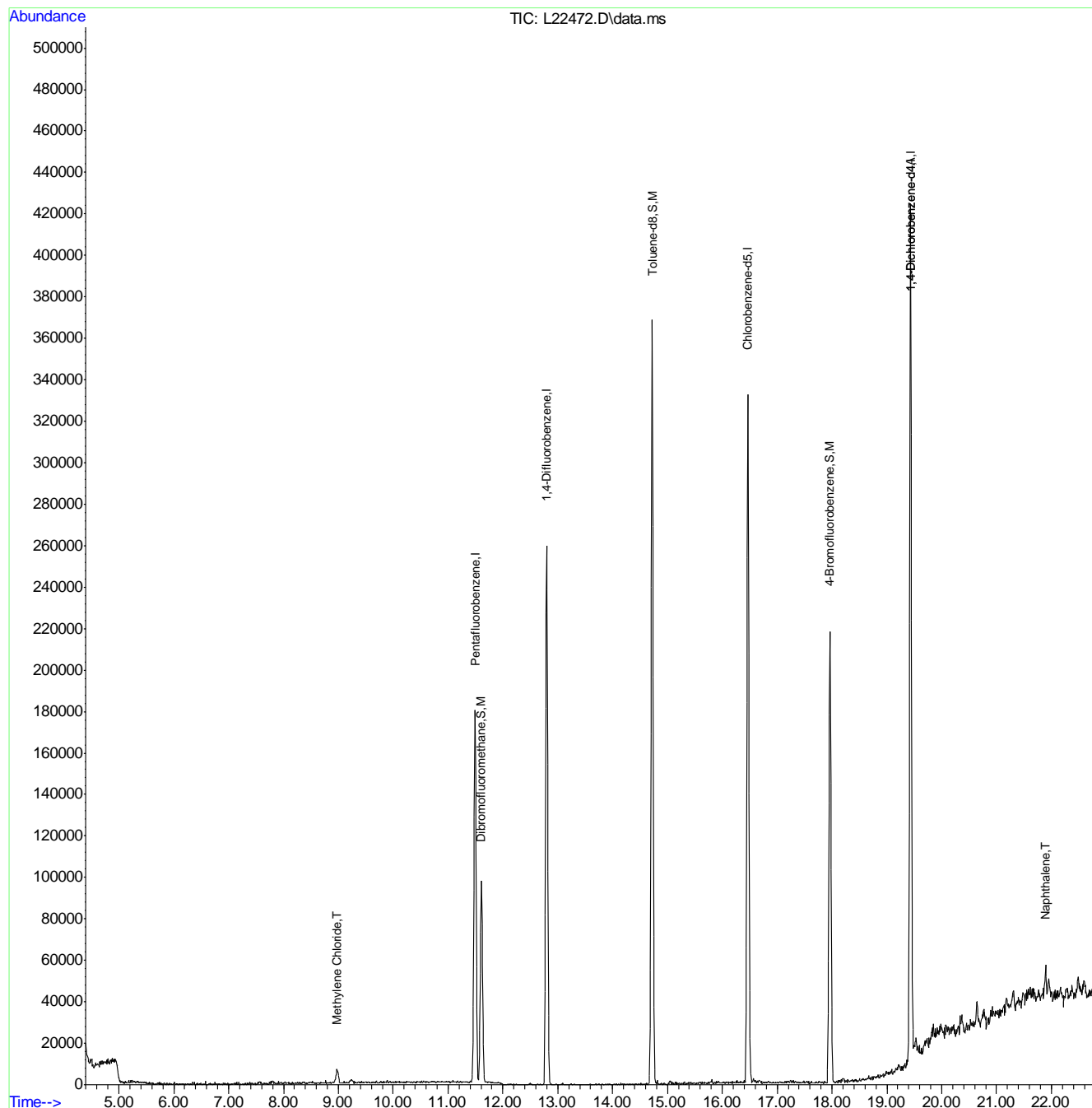
Compound	R.T.	QIon	Response	Conc	Units	Dev(Min)
Internal Standards						
1) Pentafluorobenzene	11.491	168	1781781	20.00	ug/Kg	0.00
38) 1,4-Difluorobenzene	12.801	114	2918018	20.00	ug/Kg	0.00
52) Chlorobenzene-d5	16.467	117	2528502	20.00	ug/Kg	0.00
74) 1,4-Dichlorobenzene-d4	19.430	152	1280520	20.00	ug/Kg	0.00
95) 1,4-Dichlorobenzene-d4A	19.430	152	1280520	20.00	ug/Kg	-0.02
System Monitoring Compounds						
34) Dibromofluoromethane	11.606	111	904950	19.08	ug/Kg	0.00
Spiked Amount	20.000	Range	70 - 130	Recovery	=	95.40%
53) Toluene-d8	14.721	98	3336715	19.49	ug/Kg	0.00
Spiked Amount	20.000	Range	70 - 130	Recovery	=	97.45%
71) 4-Bromofluorobenzene	17.962	95	1250301	18.89	ug/Kg	0.00
Spiked Amount	20.000	Range	70 - 130	Recovery	=	94.45%
Target Compounds						
18) Methylene Chloride	8.976	84	47636	0.68	ug/Kg	90
93) Naphthalene	21.896	128	153239	0.72	ug/Kg	100
96) TPH-GRO (C6-C10)	13.747	TIC	-22935m	Below	Cal	

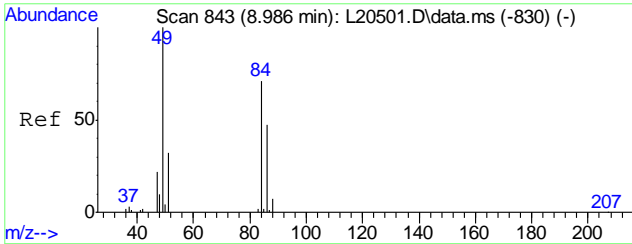
(#) = qualifier out of range (m) = manual integration (+) = signals summed

Quantitation Report (QT Reviewed)

Data Path : C:\msdchem\1\DATA\L130202\  
 Data File : L22472.D  
 Acq On : 2 Feb 2013 12:48 pm  
 Operator : XINGB  
 Sample : MB  
 Misc : MS1656,VL712,5,,,,,1  
 ALS Vial : 6 Sample Multiplier: 1

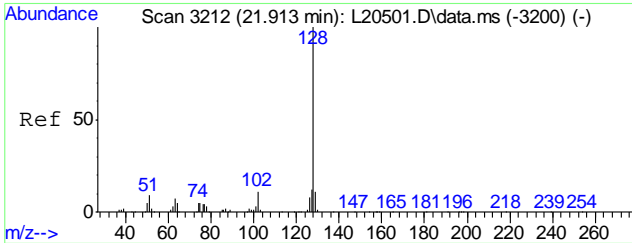
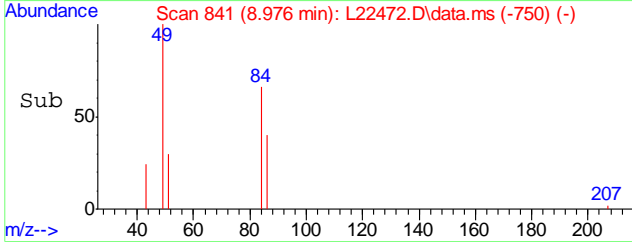
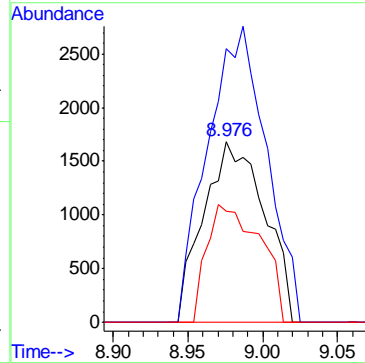
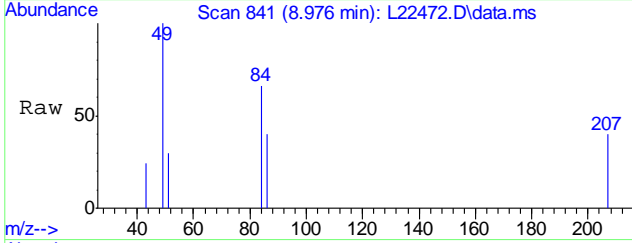
Quant Time: Feb 04 07:37:18 2013  
 Quant Method : C:\msdchem\1\METHODS\VL702S.M  
 Quant Title : EPA -8260B  
 QLast Update : Fri Jan 25 08:45:18 2013  
 Response via : Initial Calibration





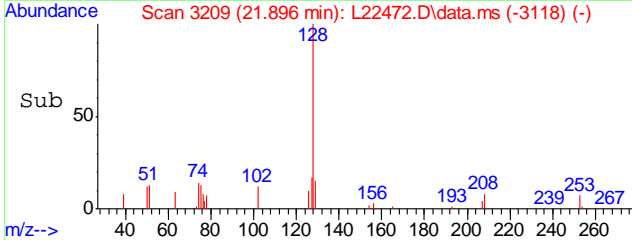
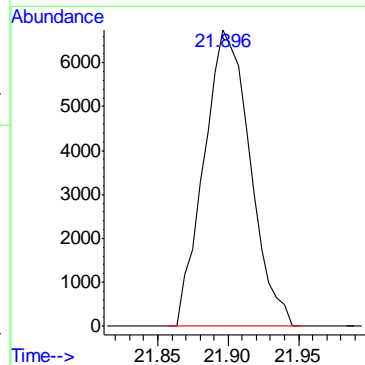
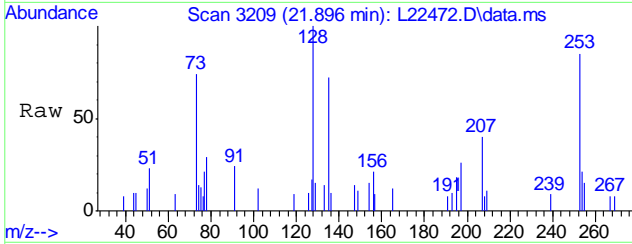
#18  
Methylene Chloride  
Concen: 0.68 ug/Kg  
RT: 8.976 min Scan# 841  
Delta R.T. -0.005 min  
Lab File: L22472.D  
Acq: 2 Feb 2013 12:48 pm

Tgt Ion:	Resp:	Lower	Upper
84	47636		
49	158.4	125.6	165.6
86	56.9	43.6	83.6



#93  
Naphthalene  
Concen: 0.72 ug/Kg  
RT: 21.896 min Scan# 3209  
Delta R.T. -0.005 min  
Lab File: L22472.D  
Acq: 2 Feb 2013 12:48 pm

Tgt Ion: 128 Resp: 153239



Quantitation Report (QT Reviewed)

Data Path : C:\msdchem\1\DATA\L130204\  
 Data File : L22511.D  
 Acq On : 4 Feb 2013 5:34 pm  
 Operator : XINGB  
 Sample : MB2  
 Misc : MS1656,VL713,5,,,,1  
 ALS Vial : 4 Sample Multiplier: 1

Quant Time: Feb 05 08:27:30 2013  
 Quant Method : C:\msdchem\1\METHODS\VL702S.M  
 Quant Title : EPA -8260B  
 QLast Update : Fri Jan 25 08:45:18 2013  
 Response via : Initial Calibration

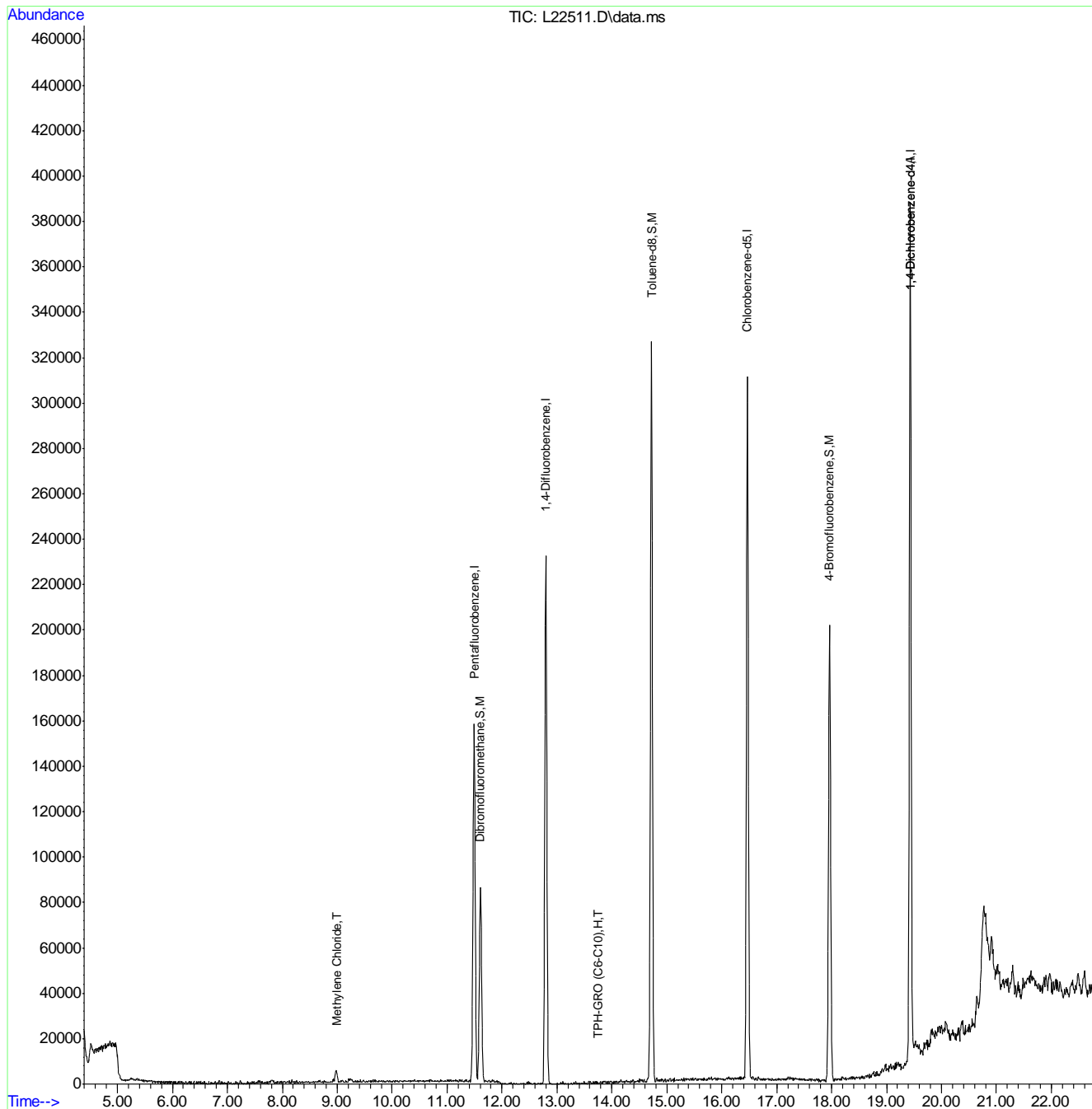
Compound	R.T.	QIon	Response	Conc	Units	Dev(Min)
Internal Standards						
1) Pentafluorobenzene	11.491	168	1504389	20.00	ug/Kg	0.00
38) 1,4-Difluorobenzene	12.800	114	2582044	20.00	ug/Kg	0.00
52) Chlorobenzene-d5	16.467	117	2283696	20.00	ug/Kg	0.00
74) 1,4-Dichlorobenzene-d4	19.430	152	1149591	20.00	ug/Kg	0.00
95) 1,4-Dichlorobenzene-d4A	19.430	152	1149591	20.00	ug/Kg	-0.02
System Monitoring Compounds						
34) Dibromofluoromethane	11.605	111	799385	19.97	ug/Kg	0.00
Spiked Amount	20.000	Range	70 - 130	Recovery	=	99.85%
53) Toluene-d8	14.721	98	2977156	19.25	ug/Kg	0.00
Spiked Amount	20.000	Range	70 - 130	Recovery	=	96.25%
71) 4-Bromofluorobenzene	17.962	95	1139764	19.07	ug/Kg	0.00
Spiked Amount	20.000	Range	70 - 130	Recovery	=	95.35%
Target Compounds						
18) Methylene Chloride	8.986	84	30817	0.52	ug/Kg	90
96) TPH-GRO (C6-C10)	13.747	TIC	578086m	2.49	ug/Kg	

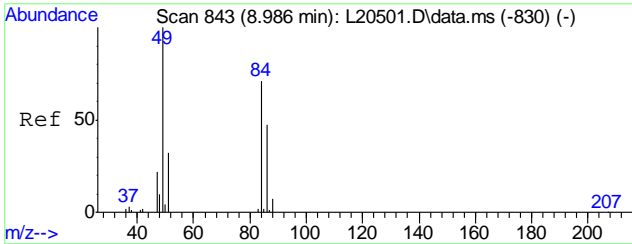
(#) = qualifier out of range (m) = manual integration (+) = signals summed

Quantitation Report (QT Reviewed)

Data Path : C:\msdchem\1\DATA\L130204\  
 Data File : L22511.D  
 Acq On : 4 Feb 2013 5:34 pm  
 Operator : XINGB  
 Sample : MB2  
 Misc : MS1656,VL713,5,,,,,1  
 ALS Vial : 4 Sample Multiplier: 1

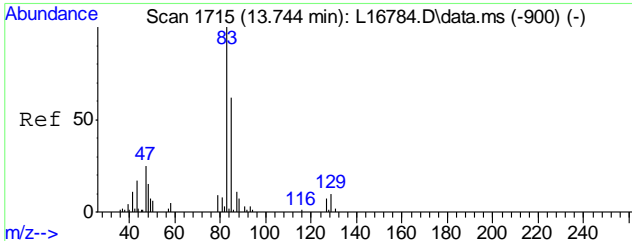
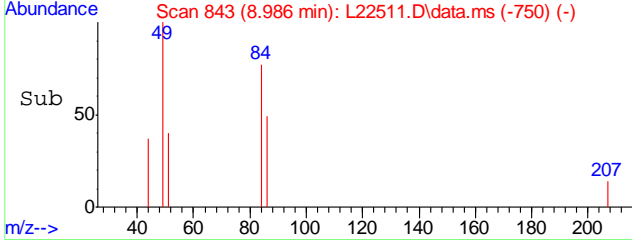
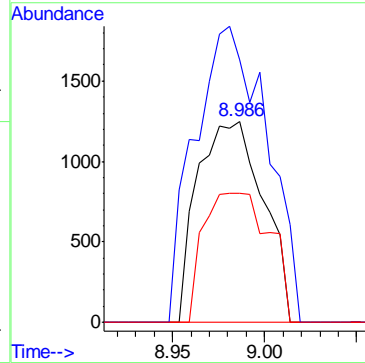
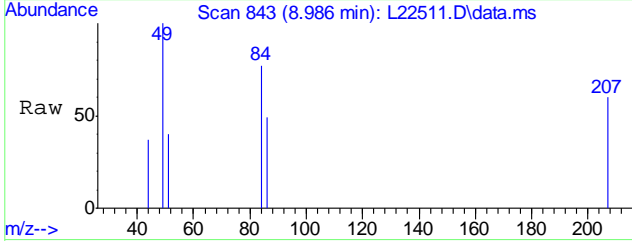
Quant Time: Feb 05 08:27:30 2013  
 Quant Method : C:\msdchem\1\METHODS\VL702S.M  
 Quant Title : EPA -8260B  
 QLast Update : Fri Jan 25 08:45:18 2013  
 Response via : Initial Calibration





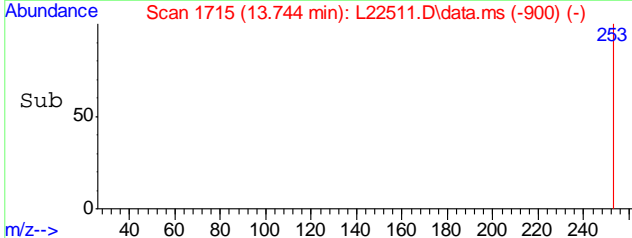
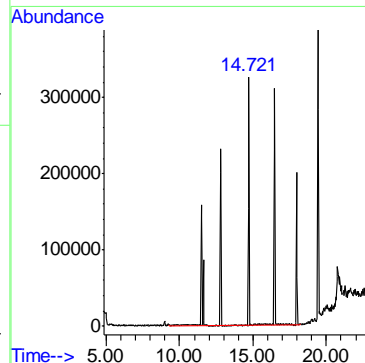
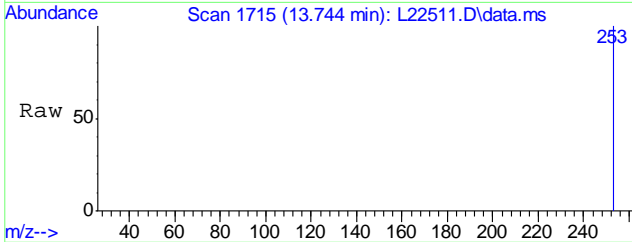
#18  
Methylene Chloride  
Concen: 0.52 ug/Kg  
RT: 8.986 min Scan# 843  
Delta R.T. 0.005 min  
Lab File: L22511.D  
Acq: 4 Feb 2013 5:34 pm

Tgt Ion	Resp	Lower	Upper
84	100		
49	162.1	125.6	165.6
86	64.7	43.6	83.6



#96  
TPH-GRO (C6-C10)  
Concen: 2.49 ug/Kg m  
RT: 13.747 min Scan# 1715  
Delta R.T. 0.000 min  
Lab File: L22511.D  
Acq: 4 Feb 2013 5:34 pm

Tgt Ion:TIC Resp: 578086





## Quantitation Report (QT Reviewed)

Data Path : C:\msdchem\1\DATA\L130205\  
 Data File : L22541.D  
 Acq On : 5 Feb 2013 12:15 pm  
 Operator : XINGB  
 Sample : MB  
 Misc : MS1656,VL714,5,,,,1  
 ALS Vial : 7 Sample Multiplier: 1

Quant Time: Feb 06 09:58:00 2013  
 Quant Method : C:\msdchem\1\METHODS\VL702S.M  
 Quant Title : EPA -8260B  
 QLast Update : Fri Jan 25 08:45:18 2013  
 Response via : Initial Calibration

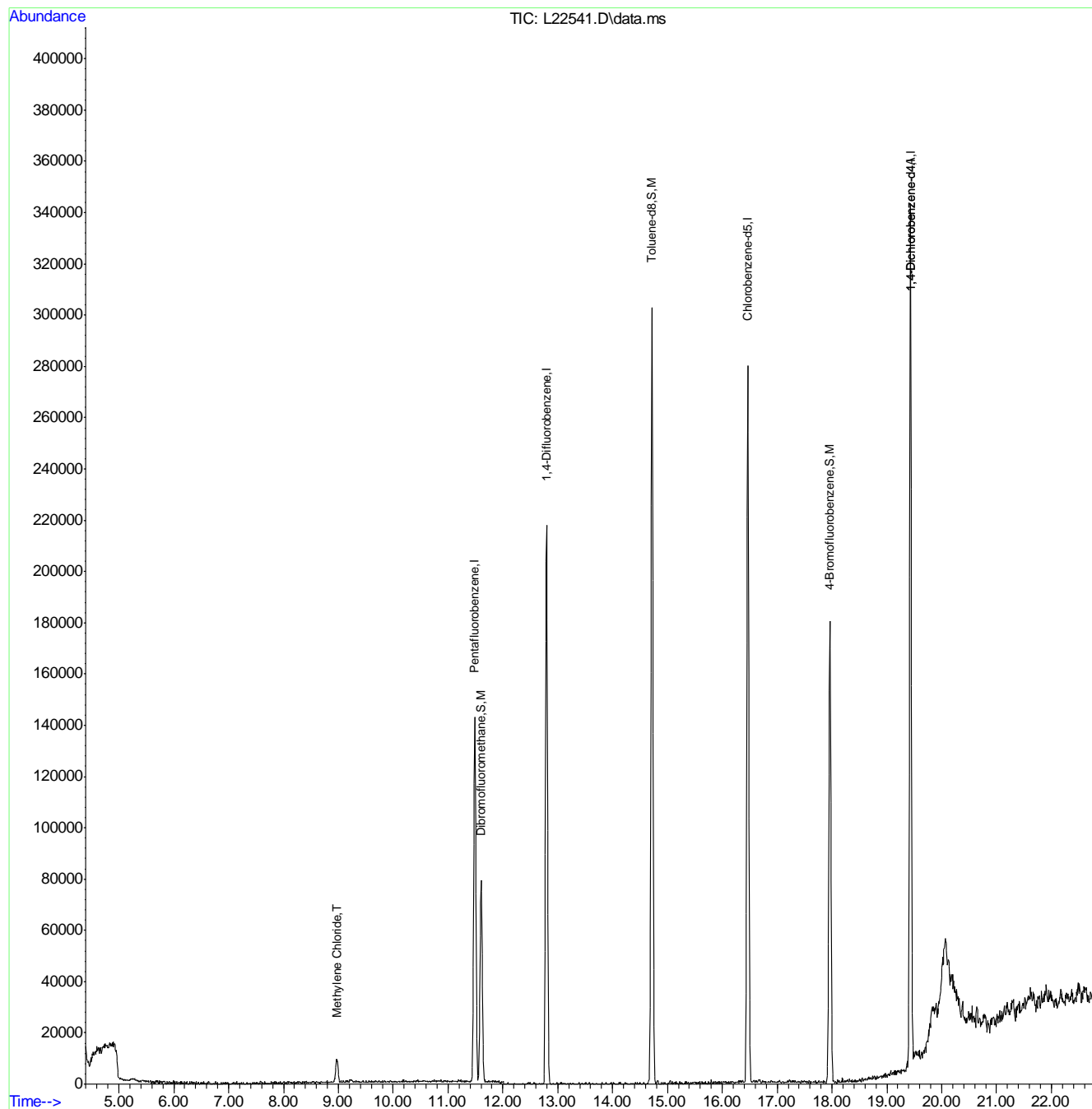
Compound	R.T.	QIon	Response	Conc	Units	Dev(Min)
Internal Standards						
1) Pentafluorobenzene	11.486	168	1418601	20.00	ug/Kg	0.00
38) 1,4-Difluorobenzene	12.795	114	2395180	20.00	ug/Kg	0.00
52) Chlorobenzene-d5	16.467	117	2082922	20.00	ug/Kg	0.00
74) 1,4-Dichlorobenzene-d4	19.430	152	1056116	20.00	ug/Kg	0.00
95) 1,4-Dichlorobenzene-d4A	19.430	152	1056116	20.00	ug/Kg	-0.02
System Monitoring Compounds						
34) Dibromofluoromethane	11.606	111	748170	19.82	ug/Kg	0.00
Spiked Amount	20.000	Range	70 - 130	Recovery	=	99.10%
53) Toluene-d8	14.716	98	2757453	19.55	ug/Kg	0.00
Spiked Amount	20.000	Range	70 - 130	Recovery	=	97.75%
71) 4-Bromofluorobenzene	17.957	95	1029213	18.88	ug/Kg	-0.01
Spiked Amount	20.000	Range	70 - 130	Recovery	=	94.40%
Target Compounds						
18) Methylene Chloride	8.970	84	60325	1.07	ug/Kg	Qvalue 89

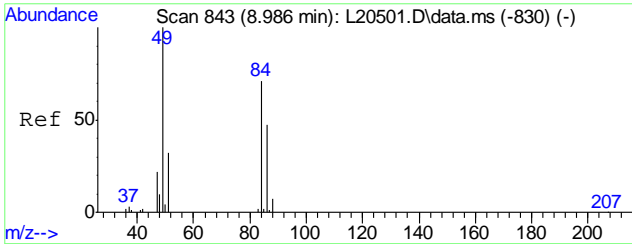
(#) = qualifier out of range (m) = manual integration (+) = signals summed

## Quantitation Report (QT Reviewed)

Data Path : C:\msdchem\1\DATA\L130205\  
Data File : L22541.D  
Acq On : 5 Feb 2013 12:15 pm  
Operator : XINGB  
Sample : MB  
Misc : MS1656,VL714,5,,,,,1  
ALS Vial : 7 Sample Multiplier: 1

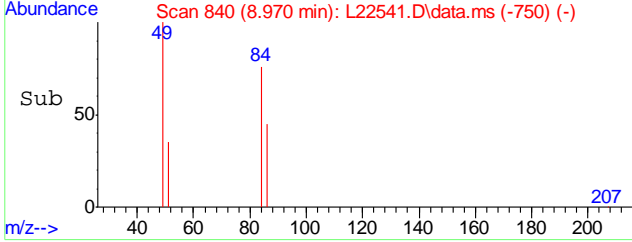
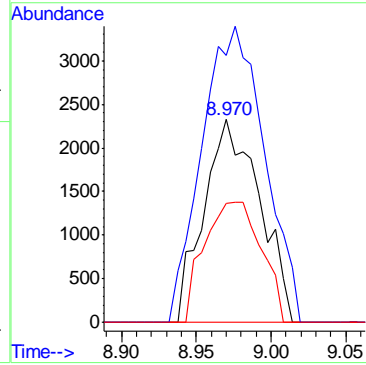
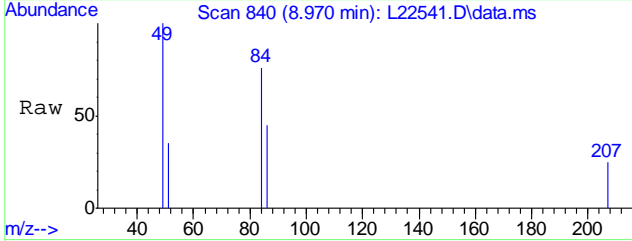
Quant Time: Feb 06 09:58:00 2013  
Quant Method : C:\msdchem\1\METHODS\VL702S.M  
Quant Title : EPA -8260B  
QLast Update : Fri Jan 25 08:45:18 2013  
Response via : Initial Calibration





#18  
 Methylene Chloride  
 Concen: 1.07 ug/Kg  
 RT: 8.970 min Scan# 840  
 Delta R.T. -0.011 min  
 Lab File: L22541.D  
 Acq: 5 Feb 2013 12:15 pm

Tgt Ion	Resp	Lower	Upper
84	60325		
49	163.9	125.6	165.6
86	60.5	43.6	83.6



## GC/MS Semi-volatiles

---

### QC Data Summaries

---

Includes the following where applicable:

- Method Blank Summaries
- Blank Spike Summaries
- Matrix Spike and Duplicate Summaries

**Method Blank Summary**

**Job Number:** C25941  
**Account:** EQUOCAMS EquoLogic  
**Project:** T10000003424-San Lorenzo, CA

Sample	File ID	DF	Analyzed	By	Prep Date	Prep Batch	Analytical Batch
OP7407-MB	Y18763.D	1	01/29/13	MT	01/28/13	OP7407	EY882

The QC reported here applies to the following samples:

Method: SW846 8270C

C25941-1, C25941-2, C25941-3, C25941-4, C25941-5, C25941-6, C25941-7, C25941-8, C25941-9, C25941-10, C25941-11, C25941-12, C25941-13, C25941-14

CAS No.	Compound	Result	RL	MDL	Units	Q
83-32-9	Acenaphthene	ND	170	73	ug/kg	
208-96-8	Acenaphthylene	ND	170	78	ug/kg	
120-12-7	Anthracene	ND	170	54	ug/kg	
56-55-3	Benzo(a)anthracene	ND	170	33	ug/kg	
50-32-8	Benzo(a)pyrene	ND	170	33	ug/kg	
205-99-2	Benzo(b)fluoranthene	ND	170	33	ug/kg	
191-24-2	Benzo(g,h,i)perylene	ND	170	43	ug/kg	
207-08-9	Benzo(k)fluoranthene	ND	170	33	ug/kg	
218-01-9	Chrysene	ND	170	33	ug/kg	
53-70-3	Dibenzo(a,h)anthracene	ND	170	41	ug/kg	
206-44-0	Fluoranthene	ND	170	33	ug/kg	
86-73-7	Fluorene	ND	170	72	ug/kg	
193-39-5	Indeno(1,2,3-cd)pyrene	ND	170	43	ug/kg	
90-12-0	1-Methylnaphthalene	ND	170	76	ug/kg	
91-57-6	2-Methylnaphthalene	ND	170	80	ug/kg	
91-20-3	Naphthalene	ND	170	77	ug/kg	
85-01-8	Phenanthrene	ND	170	58	ug/kg	
129-00-0	Pyrene	ND	170	33	ug/kg	

CAS No.	Surrogate Recoveries	Limits	
4165-60-0	Nitrobenzene-d5	56%	15-101%
321-60-8	2-Fluorobiphenyl	56%	15-104%
1718-51-0	Terphenyl-d14	126%* a	56-123%

(a) Outside laboratory control limits (high bias).

**Method Blank Summary**

**Job Number:** C25941  
**Account:** EQUOCAMS EquoLogic  
**Project:** T10000003424-San Lorenzo, CA

Sample	File ID	DF	Analyzed	By	Prep Date	Prep Batch	Analytical Batch
OP7411-MB	Y18766.D	1	01/29/13	MT	01/29/13	OP7411	EY882

The QC reported here applies to the following samples:

Method: SW846 8270C

C25941-15, C25941-16, C25941-17, C25941-18, C25941-19, C25941-20

CAS No.	Compound	Result	RL	MDL	Units	Q
83-32-9	Acenaphthene	ND	170	73	ug/kg	
208-96-8	Acenaphthylene	ND	170	78	ug/kg	
120-12-7	Anthracene	ND	170	54	ug/kg	
56-55-3	Benzo(a)anthracene	ND	170	33	ug/kg	
50-32-8	Benzo(a)pyrene	ND	170	33	ug/kg	
205-99-2	Benzo(b)fluoranthene	ND	170	33	ug/kg	
191-24-2	Benzo(g,h,i)perylene	ND	170	43	ug/kg	
207-08-9	Benzo(k)fluoranthene	ND	170	33	ug/kg	
218-01-9	Chrysene	ND	170	33	ug/kg	
53-70-3	Dibenzo(a,h)anthracene	ND	170	41	ug/kg	
206-44-0	Fluoranthene	ND	170	33	ug/kg	
86-73-7	Fluorene	ND	170	72	ug/kg	
193-39-5	Indeno(1,2,3-cd)pyrene	ND	170	43	ug/kg	
90-12-0	1-Methylnaphthalene	ND	170	76	ug/kg	
91-57-6	2-Methylnaphthalene	ND	170	80	ug/kg	
91-20-3	Naphthalene	ND	170	77	ug/kg	
85-01-8	Phenanthrene	ND	170	58	ug/kg	
129-00-0	Pyrene	ND	170	33	ug/kg	

CAS No.	Surrogate Recoveries	Limits	
367-12-4	2-Fluorophenol	83%	14-99%
4165-62-2	Phenol-d5	89%	18-100%
118-79-6	2,4,6-Tribromophenol	94%	25-107%
4165-60-0	Nitrobenzene-d5	82%	15-101%
321-60-8	2-Fluorobiphenyl	83%	15-104%
1718-51-0	Terphenyl-d14	113%	56-123%

# Blank Spike/Blank Spike Duplicate Summary

**Job Number:** C25941  
**Account:** EQUOCAMS EquoLogic  
**Project:** T10000003424-San Lorenzo, CA

Sample	File ID	DF	Analyzed	By	Prep Date	Prep Batch	Analytical Batch
OP7407-BS	Y18764.D	1	01/29/13	MT	01/28/13	OP7407	EY882
OP7407-BSD	Y18765.D	1	01/29/13	MT	01/28/13	OP7407	EY882

**The QC reported here applies to the following samples:** **Method:** SW846 8270C

C25941-1, C25941-2, C25941-3, C25941-4, C25941-5, C25941-6, C25941-7, C25941-8, C25941-9, C25941-10, C25941-11, C25941-12, C25941-13, C25941-14

CAS No.	Compound	Spike ug/kg	BSP ug/kg	BSP %	BSD ug/kg	BSD %	RPD	Limits Rec/RPD
83-32-9	Acenaphthene	833	525	63	495	59	6	34-112/28
208-96-8	Acenaphthylene	833	564	68	546	66	3	33-115/28
120-12-7	Anthracene	833	734	88	727	87	1	59-111/21
56-55-3	Benzo(a)anthracene	833	814	98	803	96	1	72-122/22
50-32-8	Benzo(a)pyrene	833	814	98	806	97	1	71-120/22
205-99-2	Benzo(b)fluoranthene	833	831	100	815	98	2	67-123/24
191-24-2	Benzo(g,h,i)perylene	833	734	88	767	92	4	57-134/24
207-08-9	Benzo(k)fluoranthene	833	856	103	842	101	2	74-126/25
218-01-9	Chrysene	833	765	92	754	90	1	73-125/22
53-70-3	Dibenzo(a,h)anthracene	833	777	93	796	96	2	59-132/23
206-44-0	Fluoranthene	833	795	95	784	94	1	69-117/21
86-73-7	Fluorene	833	656	79	632	76	4	42-112/24
193-39-5	Indeno(1,2,3-cd)pyrene	833	796	96	798	96	0	60-131/21
90-12-0	1-Methylnaphthalene	833	558	67	537	64	4	33-110/30
91-57-6	2-Methylnaphthalene	833	580	70	555	67	4	33-107/30
91-20-3	Naphthalene	833	477	57	463	56	3	32-121/31
85-01-8	Phenanthrene	833	710	85	705	85	1	57-113/21
129-00-0	Pyrene	833	909	109	912	109	0	63-120/20

CAS No.	Surrogate Recoveries	BSP	BSD	Limits
4165-60-0	Nitrobenzene-d5	66%	65%	15-101%
321-60-8	2-Fluorobiphenyl	69%	67%	15-104%
1718-51-0	Terphenyl-d14	117%	118%	56-123%

\* = Outside of Control Limits.

# Blank Spike/Blank Spike Duplicate Summary

**Job Number:** C25941  
**Account:** EQUOCAMS EquoLogic  
**Project:** T10000003424-San Lorenzo, CA

Sample	File ID	DF	Analyzed	By	Prep Date	Prep Batch	Analytical Batch
OP7411-BS	Y18767.D	1	01/29/13	MT	01/29/13	OP7411	EY882
OP7411-BSD	Y18768.D	1	01/29/13	MT	01/29/13	OP7411	EY882

The QC reported here applies to the following samples:

Method: SW846 8270C

C25941-15, C25941-16, C25941-17, C25941-18, C25941-19, C25941-20

CAS No.	Compound	Spike ug/kg	BSP ug/kg	BSP %	BSD ug/kg	BSD %	RPD	Limits Rec/RPD
83-32-9	Acenaphthene	833	626	75	606	73	3	34-112/28
208-96-8	Acenaphthylene	833	680	82	657	79	3	33-115/28
120-12-7	Anthracene	833	791	95	767	92	3	59-111/21
56-55-3	Benzo(a)anthracene	833	831	100	822	99	1	72-122/22
50-32-8	Benzo(a)pyrene	833	840	101	836	100	0	71-120/22
205-99-2	Benzo(b)fluoranthene	833	862	103	849	102	2	67-123/24
191-24-2	Benzo(g,h,i)perylene	833	754	90	734	88	3	57-134/24
207-08-9	Benzo(k)fluoranthene	833	838	101	831	100	1	74-126/25
218-01-9	Chrysene	833	782	94	778	93	1	73-125/22
53-70-3	Dibenzo(a,h)anthracene	833	803	96	782	94	3	59-132/23
206-44-0	Fluoranthene	833	841	101	834	100	1	69-117/21
86-73-7	Fluorene	833	746	90	729	87	2	42-112/24
193-39-5	Indeno(1,2,3-cd)pyrene	833	789	95	782	94	1	60-131/21
90-12-0	1-Methylnaphthalene	833	678	81	672	81	1	33-110/30
91-57-6	2-Methylnaphthalene	833	710	85	697	84	2	33-107/30
91-20-3	Naphthalene	833	594	71	585	70	2	32-121/31
85-01-8	Phenanthrene	833	764	92	745	89	3	57-113/21
129-00-0	Pyrene	833	868	104	831	100	4	63-120/20

CAS No.	Surrogate Recoveries	BSP	BSD	Limits
367-12-4	2-Fluorophenol	86%	83%	14-99%
4165-62-2	Phenol-d5	90%	88%	18-100%
118-79-6	2,4,6-Tribromophenol	100%	97%	25-107%
4165-60-0	Nitrobenzene-d5	85%	84%	15-101%
321-60-8	2-Fluorobiphenyl	84%	83%	15-104%
1718-51-0	Terphenyl-d14	113%	108%	56-123%

\* = Outside of Control Limits.

7.2.2  
 7



# Matrix Spike/Matrix Spike Duplicate Summary

**Job Number:** C25941  
**Account:** EQUOCAMS EquoLogic  
**Project:** T10000003424-San Lorenzo, CA

Sample	File ID	DF	Analyzed	By	Prep Date	Prep Batch	Analytical Batch
OP7407-MS	Y18787.D	1	01/30/13	MT	01/28/13	OP7407	EY882
OP7407-MSD	Y18788.D	1	01/30/13	MT	01/28/13	OP7407	EY882
C25941-2	Y18786.D	1	01/30/13	MT	01/28/13	OP7407	EY882

The QC reported here applies to the following samples:

Method: SW846 8270C

C25941-1, C25941-2, C25941-3, C25941-4, C25941-5, C25941-6, C25941-7, C25941-8, C25941-9, C25941-10, C25941-11, C25941-12, C25941-13, C25941-14

CAS No.	Compound	C25941-2 ug/kg	Spike Q ug/kg	MS ug/kg	MS %	MSD ug/kg	MSD %	RPD	Limits Rec/RPD
83-32-9	Acenaphthene	ND	831	425	51	551	66	26	34-112/28
208-96-8	Acenaphthylene	ND	831	469	56	585	71	22	33-115/28
120-12-7	Anthracene	ND	831	679	82	739	89	8	59-111/21
56-55-3	Benzo(a)anthracene	ND	831	779	94	767	93	2	72-122/22
50-32-8	Benzo(a)pyrene	ND	831	822	99	799	96	3	71-120/22
205-99-2	Benzo(b)fluoranthene	ND	831	827	100	839	101	1	67-123/24
191-24-2	Benzo(g,h,i)perylene	ND	831	647	78	619	75	4	57-134/24
207-08-9	Benzo(k)fluoranthene	ND	831	867	104	799	96	8	74-126/25
218-01-9	Chrysene	ND	831	743	89	725	87	2	73-125/22
53-70-3	Dibenzo(a,h)anthracene	ND	831	745	90	707	85	5	59-132/23
206-44-0	Fluoranthene	ND	831	778	94	776	94	0	69-117/21
86-73-7	Fluorene	ND	831	551	66	667	80	19	42-112/24
193-39-5	Indeno(1,2,3-cd)pyrene	ND	831	711	86	682	82	4	60-131/21
90-12-0	1-Methylnaphthalene	ND	831	480	58	599	72	22	33-110/30
91-57-6	2-Methylnaphthalene	ND	831	501	60	617	74	21	33-107/30
91-20-3	Naphthalene	ND	831	415	50	512	62	21	32-121/31
85-01-8	Phenanthrene	ND	831	643	77	703	85	9	57-113/21
129-00-0	Pyrene	ND	831	817	98	790	95	3	63-120/20

CAS No.	Surrogate Recoveries	MS	MSD	C25941-2	Limits
4165-60-0	Nitrobenzene-d5	61%	72%	63%	15-101%
321-60-8	2-Fluorobiphenyl	60%	73%	64%	15-104%
1718-51-0	Terphenyl-d14	110%	103%	102%	56-123%

\* = Outside of Control Limits.

# Matrix Spike/Matrix Spike Duplicate Summary

**Job Number:** C25941  
**Account:** EQUOCAMS EquoLogic  
**Project:** T10000003424-San Lorenzo, CA

Sample	File ID	DF	Analyzed	By	Prep Date	Prep Batch	Analytical Batch
OP7411-MS	Y18784.D	1	01/30/13	MT	01/29/13	OP7411	EY882
OP7411-MSD	Y18785.D	1	01/30/13	MT	01/29/13	OP7411	EY882
C25941-20	Y18783.D	1	01/30/13	MT	01/29/13	OP7411	EY882

The QC reported here applies to the following samples:

Method: SW846 8270C

C25941-15, C25941-16, C25941-17, C25941-18, C25941-19, C25941-20

CAS No.	Compound	C25941-20 ug/kg	Spike Q	ug/kg	MS ug/kg	MS %	MSD ug/kg	MSD %	RPD	Limits Rec/RPD
83-32-9	Acenaphthene	ND	830	534	64	480	58	11	34-112/28	
208-96-8	Acenaphthylene	ND	830	581	70	529	64	9	33-115/28	
120-12-7	Anthracene	ND	830	741	89	662	80	11	59-111/21	
56-55-3	Benzo(a)anthracene	ND	830	765	92	680	82	12	72-122/22	
50-32-8	Benzo(a)pyrene	ND	830	798	96	720	87	10	71-120/22	
205-99-2	Benzo(b)fluoranthene	ND	830	856	103	734	88	15	67-123/24	
191-24-2	Benzo(g,h,i)perylene	ND	830	585	70	560	67	4	57-134/24	
207-08-9	Benzo(k)fluoranthene	ND	830	823	99	750	90	9	74-126/25	
218-01-9	Chrysene	ND	830	724	87	649	78	11	73-125/22	
53-70-3	Dibenzo(a,h)anthracene	ND	830	684	82	635	77	7	59-132/23	
206-44-0	Fluoranthene	ND	830	778	94	695	84	11	69-117/21	
86-73-7	Fluorene	ND	830	673	81	608	73	10	42-112/24	
193-39-5	Indeno(1,2,3-cd)pyrene	ND	830	691	83	655	79	5	60-131/21	
90-12-0	1-Methylnaphthalene	ND	830	576	69	522	63	10	33-110/30	
91-57-6	2-Methylnaphthalene	ND	830	596	72	541	65	10	33-107/30	
91-20-3	Naphthalene	ND	830	487	59	443	53	9	32-121/31	
85-01-8	Phenanthrene	ND	830	711	86	638	77	11	57-113/21	
129-00-0	Pyrene	ND	830	786	95	718	87	9	63-120/20	

CAS No.	Surrogate Recoveries	MS	MSD	C25941-20	Limits
367-12-4	2-Fluorophenol	73%	69%		14-99%
4165-62-2	Phenol-d5	78%	74%		18-100%
118-79-6	2,4,6-Tribromophenol	99%	90%		25-107%
4165-60-0	Nitrobenzene-d5	72%	69%	77%	15-101%
321-60-8	2-Fluorobiphenyl	75%	72%	80%	15-104%
1718-51-0	Terphenyl-d14	107%	103%	110%	56-123%

\* = Outside of Control Limits.

7.3.2  
 7

GC/MS Semi-volatiles

---

Raw Data

---

∞

Quantitation Report (QT Reviewed)

Data File : C:\msdchem\1\DATA\Y130130\Y18818.D Vial: 13  
 Acq On : 30 Jan 2013 7:28 pm Operator: MAIT  
 Sample : C25941-1 Inst : Y  
 Misc : OP7407,EY883,30.08,,,1,1,S,pah Multiplr: 1.00  
 Quant Results File: EY880\_Terpineol.RES  
 Quant Time: Jan 31 13:37:06 2013

Quant Method : C:\msdchem\1\METHODS\EY880\_Terpineol.M  
 Quant Title : SVOC Method SW 8270C or EPA625  
 QLast Update : Thu Jan 31 13:10:40 2013  
 Response via : Initial Calibration  
 DataAcq Meth:ACQ\_BNA.M

Compound	R.T.	QIon	Response	Conc	Units	Dev(Min)
Internal Standards						
1) 1,4-Dichlorobenzene-d4	6.093	152	290926	40.00	ppm	# 0.00
25) Naphthalene-d8	7.724	136	1074167	40.00	ppm	# 0.00
43) Acenaphthene-d10	9.949	164	660914	40.00	ppm	# 0.00
73) Phenanthrene-d10	11.773	188	1076432	40.00	ppm	# 0.00
84) Chrysene-d12	16.523	240	754206	40.00	ppm	#-0.01
93) Perylene-d12	19.855	264	483102	40.00	ppm	0.00
System Monitoring Compounds						
5) 2-Fluorophenol	4.537	112	638716	61.73	ppm	0.02
Spiked Amount	75.000	Range 10 - 100	Recovery =	82.31%		
9) Phenol-d5	5.703	99	901270	64.29	ppm	0.00
Spiked Amount	75.000	Range 7 - 100	Recovery =	85.72%		
23) Nitrobenzene-d5	6.836	82	547499	40.57	ppm	0.00
Spiked Amount	50.000	Range 25 - 100	Recovery =	81.14%		
47) 2-Fluorobiphenyl	9.104	172	984145	42.64	ppm	0.00
Spiked Amount	50.000	Range 20 - 100	Recovery =	85.28%		
74) 2,4,6-Tribromophenol	10.939	330	129130	72.22	ppm	0.00
Spiked Amount	75.000	Range 25 - 115	Recovery =	96.29%		
86) p-Terphenyl-d14	14.346	244	1015042	54.13	ppm	0.00
Spiked Amount	50.000	Range 35 - 130	Recovery =	108.26%		

Target Compounds Qvalue

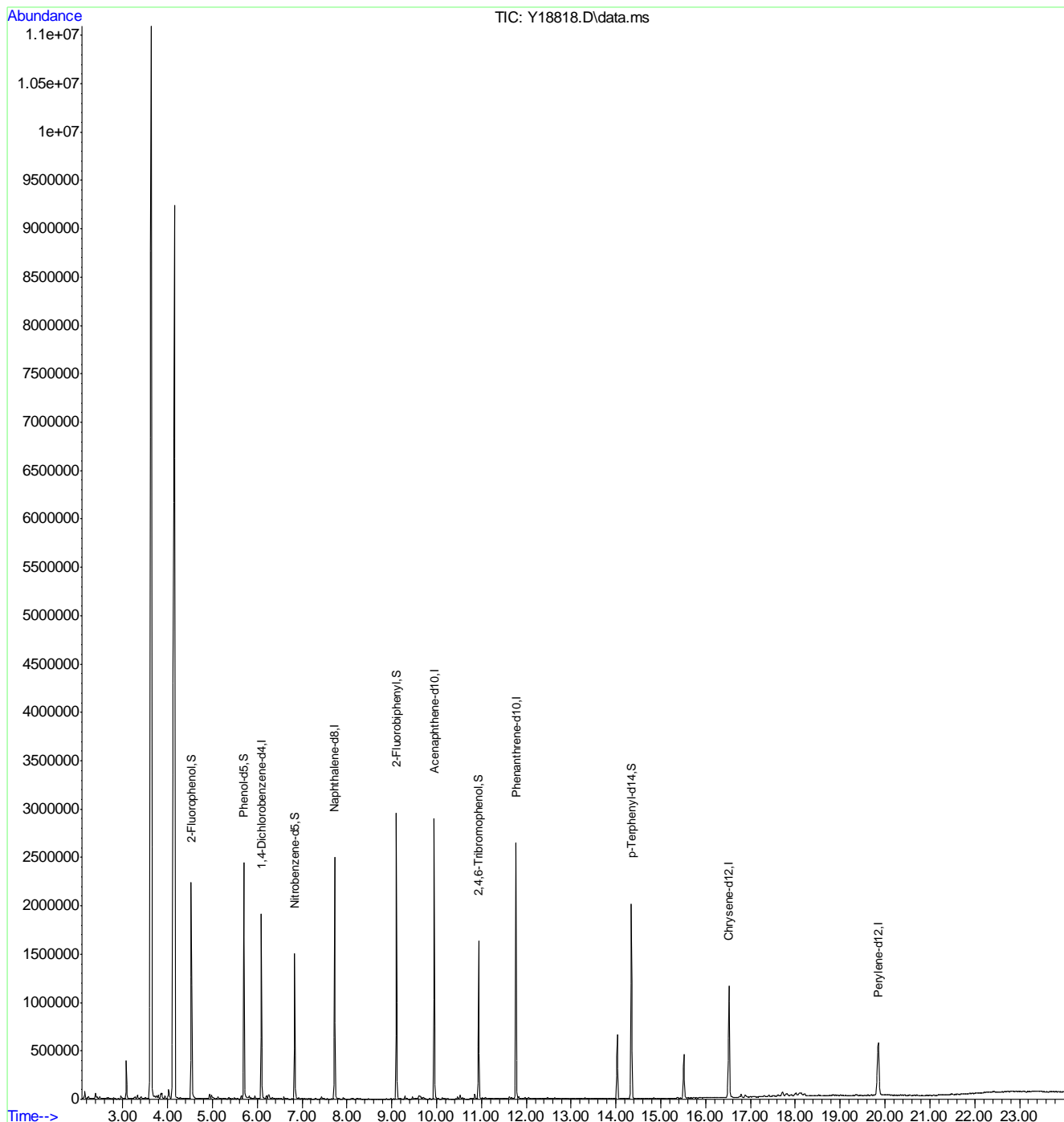
(#) = qualifier out of range (m) = manual integration (+) = signals summed

8.1.1  
8

Quantitation Report (QT Reviewed)

Data File : C:\msdchem\1\DATA\Y130130\Y18818.D Vial: 13  
 Acq On : 30 Jan 2013 7:28 pm Operator: MAIT  
 Sample : C25941-1 Inst : Y  
 Misc : OP7407,EY883,30.08,,,1,1,S,pah Multiplr: 1.00  
 Quant Results File: EY880\_Terpineol.RES  
 Quant Time: Jan 31 13:37:06 2013

Quant Method : C:\msdchem\1\METHODS\EY880\_Terpineol.M  
 Quant Title : SVOC Method SW 8270C or EPA625  
 QLast Update : Thu Jan 31 13:10:40 2013  
 Response via : Initial Calibration  
 DataAcq Meth:ACQ\_BNA.M



8.1.1  
8

Quantitation Report (QT Reviewed)

Data File : C:\msdchem\1\DATA\Y130129\Y18786.D Vial: 17  
 Acq On : 30 Jan 2013 1:57 am Operator: MAIT  
 Sample : C25941-2 Inst : Y  
 Misc : OP7407,EY882,30.02,,,1,1,S Multiplr: 1.00  
 Quant Results File: EY880\_Terpineol.RES  
 Quant Time: Jan 30 15:19:07 2013

Quant Method : C:\msdchem\1\METHODS\EY880\_Terpineol.M  
 Quant Title : SVOC Method SW 8270C or EPA625  
 QLast Update : Wed Jan 30 15:01:21 2013  
 Response via : Initial Calibration  
 DataAcq Meth:ACQ\_BNA.M

Compound	R.T.	QIon	Response	Conc	Units	Dev(Min)
Internal Standards						
1) 1,4-Dichlorobenzene-d4	6.136	152	405809	40.00	ppm	# 0.00
25) Naphthalene-d8	7.767	136	1529389	40.00	ppm	# 0.00
43) Acenaphthene-d10	9.992	164	950554	40.00	ppm	# 0.00
73) Phenanthrene-d10	11.811	188	1570746	40.00	ppm	# 0.00
84) Chrysene-d12	16.587	240	1122004	40.00	ppm	#-0.01
93) Perylene-d12	19.941	264	632102	40.00	ppm	0.00
System Monitoring Compounds						
5) 2-Fluorophenol	4.579	112	682655	47.30	ppm	0.02
Spiked Amount	75.000	Range 10 - 100	Recovery =	63.07%		
9) Phenol-d5	5.745	99	978174	50.02	ppm	0.00
Spiked Amount	75.000	Range 7 - 100	Recovery =	66.69%		
23) Nitrobenzene-d5	6.879	82	589831	31.33	ppm	0.00
Spiked Amount	50.000	Range 25 - 100	Recovery =	62.66%		
47) 2-Fluorobiphenyl	9.142	172	1069906	32.23	ppm	-0.01
Spiked Amount	50.000	Range 20 - 100	Recovery =	64.46%		
74) 2,4,6-Tribromophenol	10.982	330	162619	62.33	ppm	0.00
Spiked Amount	75.000	Range 25 - 115	Recovery =	83.11%		
86) p-Terphenyl-d14	14.405	244	1422519	51.00	ppm	0.00
Spiked Amount	50.000	Range 35 - 130	Recovery =	102.00%		

Target Compounds Qvalue

(#) = qualifier out of range (m) = manual integration (+) = signals summed


8.12  
8

Quantitation Report (QT Reviewed)

Data File : C:\msdchem\1\DATA\Y130129\Y18786.D  
Acq On : 30 Jan 2013 1:57 am  
Sample : C25941-2  
Misc : OP7407,EY882,30.02,,,1,1,S  
Quant Results File: EY880\_Terpineol.RES  
Quant Time: Jan 30 15:19:07 2013

Vial: 17  
Operator: MAIT  
Inst : Y  
Multiplr: 1.00

Quant Method : C:\msdchem\1\METHODS\EY880\_Terpineol.M  
Quant Title : SVOC Method SW 8270C or EPA625  
QLast Update : Wed Jan 30 15:01:21 2013  
Response via : Initial Calibration  
DataAcq Meth:ACQ\_BNA.M



8.1.2  
8

Quantitation Report (QT Reviewed)

Data File : C:\msdchem\1\DATA\Y130130\Y18819.D Vial: 14  
 Acq On : 30 Jan 2013 8:00 pm Operator: MAIT  
 Sample : C25941-3 Inst : Y  
 Misc : OP7407,EY883,30.00,,,1,1,S,pah Multiplr: 1.00  
 Quant Results File: EY880\_Terpineol.RES  
 Quant Time: Jan 31 13:38:38 2013

Quant Method : C:\msdchem\1\METHODS\EY880\_Terpineol.M  
 Quant Title : SVOC Method SW 8270C or EPA625  
 QLast Update : Thu Jan 31 13:10:40 2013  
 Response via : Initial Calibration  
 DataAcq Meth:ACQ\_BNA.M

Compound	R.T.	QIon	Response	Conc	Units	Dev(Min)
Internal Standards						
1) 1,4-Dichlorobenzene-d4	6.093	152	310580	40.00	ppm	# 0.00
25) Naphthalene-d8	7.724	136	1149281	40.00	ppm	# 0.00
43) Acenaphthene-d10	9.949	164	709033	40.00	ppm	# 0.00
73) Phenanthrene-d10	11.773	188	1143452	40.00	ppm	# 0.00
84) Chrysene-d12	16.523	240	809765	40.00	ppm	#-0.01
93) Perylene-d12	19.850	264	508414	40.00	ppm	0.00
System Monitoring Compounds						
5) 2-Fluorophenol	4.531	112	593733	53.75	ppm	0.02
Spiked Amount	75.000	Range 10 - 100	Recovery =	71.67%		
9) Phenol-d5	5.702	99	849291	56.74	ppm	0.00
Spiked Amount	75.000	Range 7 - 100	Recovery =	75.65%		
23) Nitrobenzene-d5	6.836	82	504820	35.04	ppm	0.00
Spiked Amount	50.000	Range 25 - 100	Recovery =	70.08%		
47) 2-Fluorobiphenyl	9.104	172	923900	37.31	ppm	0.00
Spiked Amount	50.000	Range 20 - 100	Recovery =	74.62%		
74) 2,4,6-Tribromophenol	10.939	330	124684	65.65	ppm	0.00
Spiked Amount	75.000	Range 25 - 115	Recovery =	87.53%		
86) p-Terphenyl-d14	14.346	244	1093085	54.30	ppm	0.00
Spiked Amount	50.000	Range 35 - 130	Recovery =	108.60%		
Target Compounds						
10) Phenol	5.713	94	118756	6.62	ppm	# 61

(#) = qualifier out of range (m) = manual integration (+) = signals summed

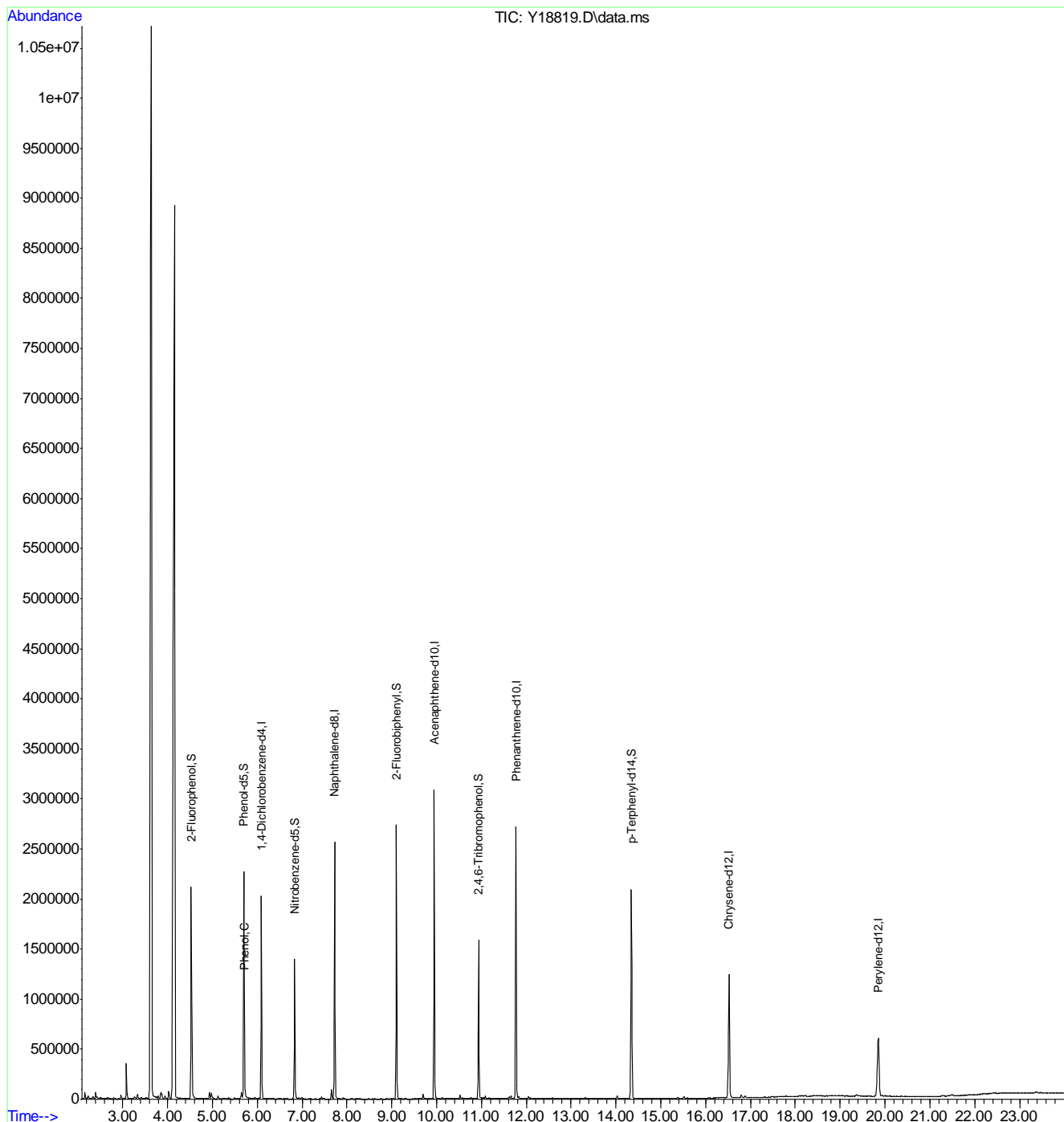
8.1.3  
 8



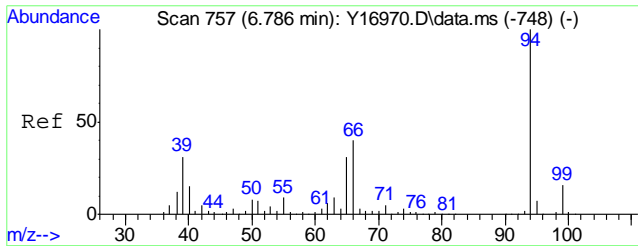
Quantitation Report (QT Reviewed)

Data File : C:\msdchem\1\DATA\Y130130\Y18819.D Vial: 14  
Acq On : 30 Jan 2013 8:00 pm Operator: MAIT  
Sample : C25941-3 Inst : Y  
Misc : OP7407,EY883,30.00,,,1,1,S,pah Multiplr: 1.00  
Quant Results File: EY880\_Terpineol.RES  
Quant Time: Jan 31 13:38:38 2013

Quant Method : C:\msdchem\1\METHODS\EY880\_Terpineol.M  
Quant Title : SVOC Method SW 8270C or EPA625  
QLast Update : Thu Jan 31 13:10:40 2013  
Response via : Initial Calibration  
DataAcq Meth:ACQ\_BNA.M

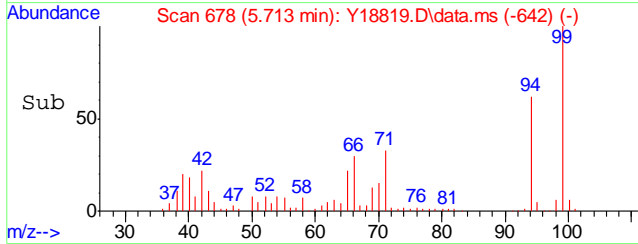
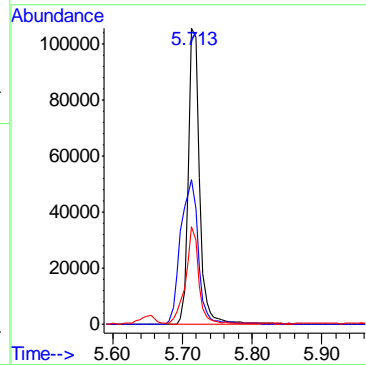
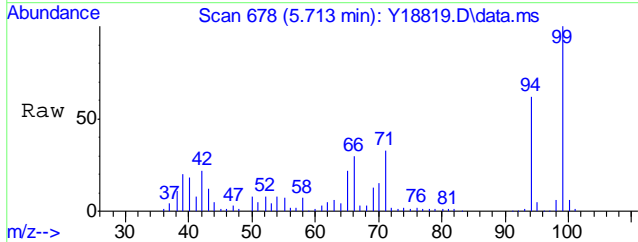


8.1.3  
8



#10  
 Phenol  
 Concen: 6.62 ppm  
 RT: 5.713 min Scan# 678  
 Delta R.T. -0.005 min  
 Lab File: Y18819.D  
 Acq: 30 Jan 2013 8:00 pm

Tgt Ion	Resp	Lower	Upper
94	118756		
94	100		
66	76.6	30.2	56.0#
39	37.4	19.3	35.9#



8.1.3  
 8

Quantitation Report (QT Reviewed)

Data File : C:\msdchem\1\DATA\Y130130\Y18820.D Vial: 15  
 Acq On : 30 Jan 2013 8:32 pm Operator: MAIT  
 Sample : C25941-4 Inst : Y  
 Misc : OP7407,EY883,30.01,,,1,1,S,pah Multiplr: 1.00  
 Quant Results File: EY880\_Terpineol.RES  
 Quant Time: Jan 31 13:42:23 2013

Quant Method : C:\msdchem\1\METHODS\EY880\_Terpineol.M  
 Quant Title : SVOC Method SW 8270C or EPA625  
 QLast Update : Thu Jan 31 13:10:40 2013  
 Response via : Initial Calibration  
 DataAcq Meth:ACQ\_BNA.M

Compound	R.T.	QIon	Response	Conc	Units	Dev(Min)
<b>Internal Standards</b>						
1) 1,4-Dichlorobenzene-d4	6.093	152	269379	40.00	ppm	# 0.00
25) Naphthalene-d8	7.724	136	1006856	40.00	ppm	# 0.00
43) Acenaphthene-d10	9.949	164	623611	40.00	ppm	# 0.00
73) Phenanthrene-d10	11.773	188	983440	40.00	ppm	# 0.00
84) Chrysene-d12	16.523	240	666526	40.00	ppm	#-0.01
93) Perylene-d12	19.844	264	369893	40.00	ppm	-0.01
<b>System Monitoring Compounds</b>						
5) 2-Fluorophenol	4.537	112	579603	60.50	ppm	0.02
Spiked Amount	75.000	Range 10 - 100	Recovery =	80.67%		
9) Phenol-d5	5.708	99	828413	63.82	ppm	0.00
Spiked Amount	75.000	Range 7 - 100	Recovery =	85.09%		
23) Nitrobenzene-d5	6.837	82	498792	39.92	ppm	0.00
Spiked Amount	50.000	Range 25 - 100	Recovery =	79.84%		
47) 2-Fluorobiphenyl	9.104	172	916536	42.08	ppm	0.00
Spiked Amount	50.000	Range 20 - 100	Recovery =	84.16%		
74) 2,4,6-Tribromophenol	10.939	330	122253	74.84	ppm	0.00
Spiked Amount	75.000	Range 25 - 115	Recovery =	99.79%		
86) p-Terphenyl-d14	14.346	244	907157	54.75	ppm	0.00
Spiked Amount	50.000	Range 35 - 130	Recovery =	109.50%		
<b>Target Compounds</b>						
10) Phenol	5.719	94	75794	4.87	ppm	# 40

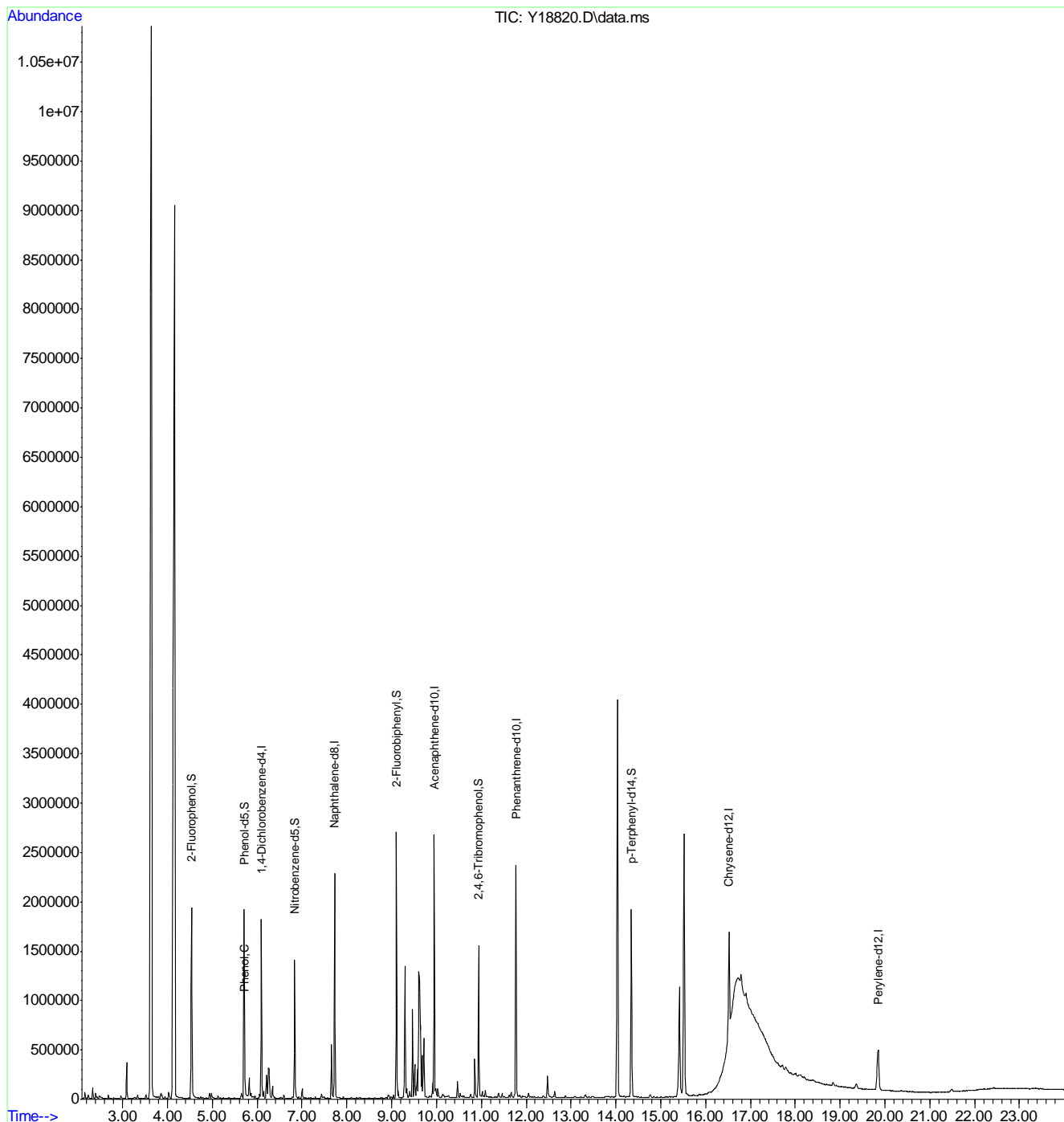
(#) = qualifier out of range (m) = manual integration (+) = signals summed

8.14  
8

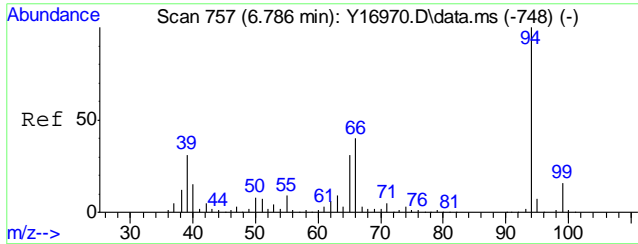
Quantitation Report (QT Reviewed)

Data File : C:\msdchem\1\DATA\Y130130\Y18820.D Vial: 15  
 Acq On : 30 Jan 2013 8:32 pm Operator: MAIT  
 Sample : C25941-4 Inst : Y  
 Misc : OP7407,EY883,30.01,,,1,1,S,pah Multiplr: 1.00  
 Quant Results File: EY880\_Terpineol.RES  
 Quant Time: Jan 31 13:42:23 2013

Quant Method : C:\msdchem\1\METHODS\EY880\_Terpineol.M  
 Quant Title : SVOC Method SW 8270C or EPA625  
 QLast Update : Thu Jan 31 13:10:40 2013  
 Response via : Initial Calibration  
 DataAcq Meth:ACQ\_BNA.M

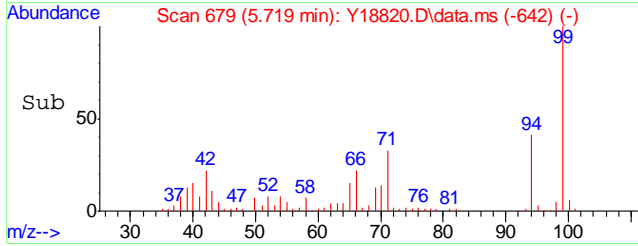
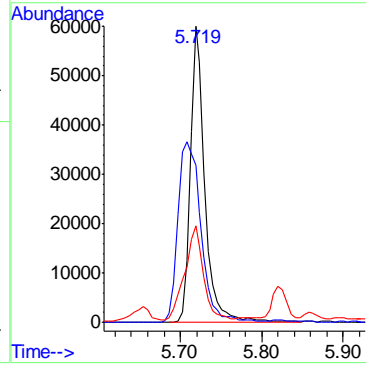
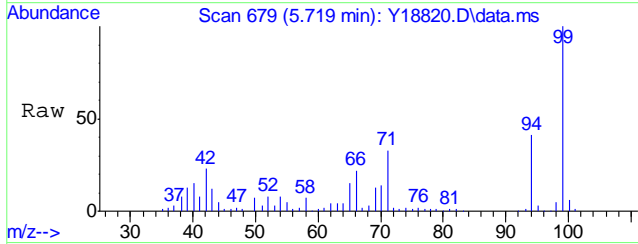


8.14  
8



#10  
 Phenol  
 Concen: 4.87 ppm  
 RT: 5.719 min Scan# 679  
 Delta R.T. 0.000 min  
 Lab File: Y18820.D  
 Acq: 30 Jan 2013 8:32 pm

Tgt Ion	Resp	Lower	Upper
94	100		
66	95.4	30.2	56.0#
39	40.9	19.3	35.9#



8.1.4  
8

Quantitation Report (QT Reviewed)

Data File : C:\msdchem\1\DATA\Y130130\Y18813.D Vial: 8  
 Acq On : 30 Jan 2013 4:47 pm Operator: MAIT  
 Sample : C25941-5 Inst : Y  
 Misc : OP7407,EY883,30.12,,,1,4,S,pah Multiplr: 1.00  
 Quant Results File: EY880\_Terpineol.RES  
 Quant Time: Jan 31 13:17:13 2013

Quant Method : C:\msdchem\1\METHODS\EY880\_Terpineol.M  
 Quant Title : SVOC Method SW 8270C or EPA625  
 QLast Update : Thu Jan 31 13:10:40 2013  
 Response via : Initial Calibration  
 DataAcq Meth:ACQ\_BNA.M

Compound	R.T.	QIon	Response	Conc	Units	Dev(Min)
Internal Standards						
1) 1,4-Dichlorobenzene-d4	6.093	152	319481	40.00	ppm	# 0.00
25) Naphthalene-d8	7.724	136	1199602	40.00	ppm	# 0.00
43) Acenaphthene-d10	9.949	164	734815	40.00	ppm	# 0.00
73) Phenanthrene-d10	11.773	188	1142186	40.00	ppm	# 0.00
84) Chrysene-d12	16.523	240	757652	40.00	ppm	#-0.01
93) Perylene-d12	19.850	264	474686	40.00	ppm	0.00
System Monitoring Compounds						
5) 2-Fluorophenol	4.531	112	177677	15.64	ppm	0.02
Spiked Amount	75.000	Range 10 - 100	Recovery =	20.85%		
9) Phenol-d5	5.697	99	255759	16.61	ppm	0.00
Spiked Amount	75.000	Range 7 - 100	Recovery =	22.15%		
23) Nitrobenzene-d5	6.831	82	151478	10.22	ppm	-0.01
Spiked Amount	50.000	Range 25 - 100	Recovery =	20.44%#		
47) 2-Fluorobiphenyl	9.104	172	278573	10.85	ppm	0.00
Spiked Amount	50.000	Range 20 - 100	Recovery =	21.70%		
74) 2,4,6-Tribromophenol	10.939	330	33445	17.63	ppm	0.00
Spiked Amount	75.000	Range 25 - 115	Recovery =	23.51%#		
86) p-Terphenyl-d14	14.341	244	259704	13.79	ppm	0.00
Spiked Amount	50.000	Range 35 - 130	Recovery =	27.58%#		

Target Compounds Qvalue

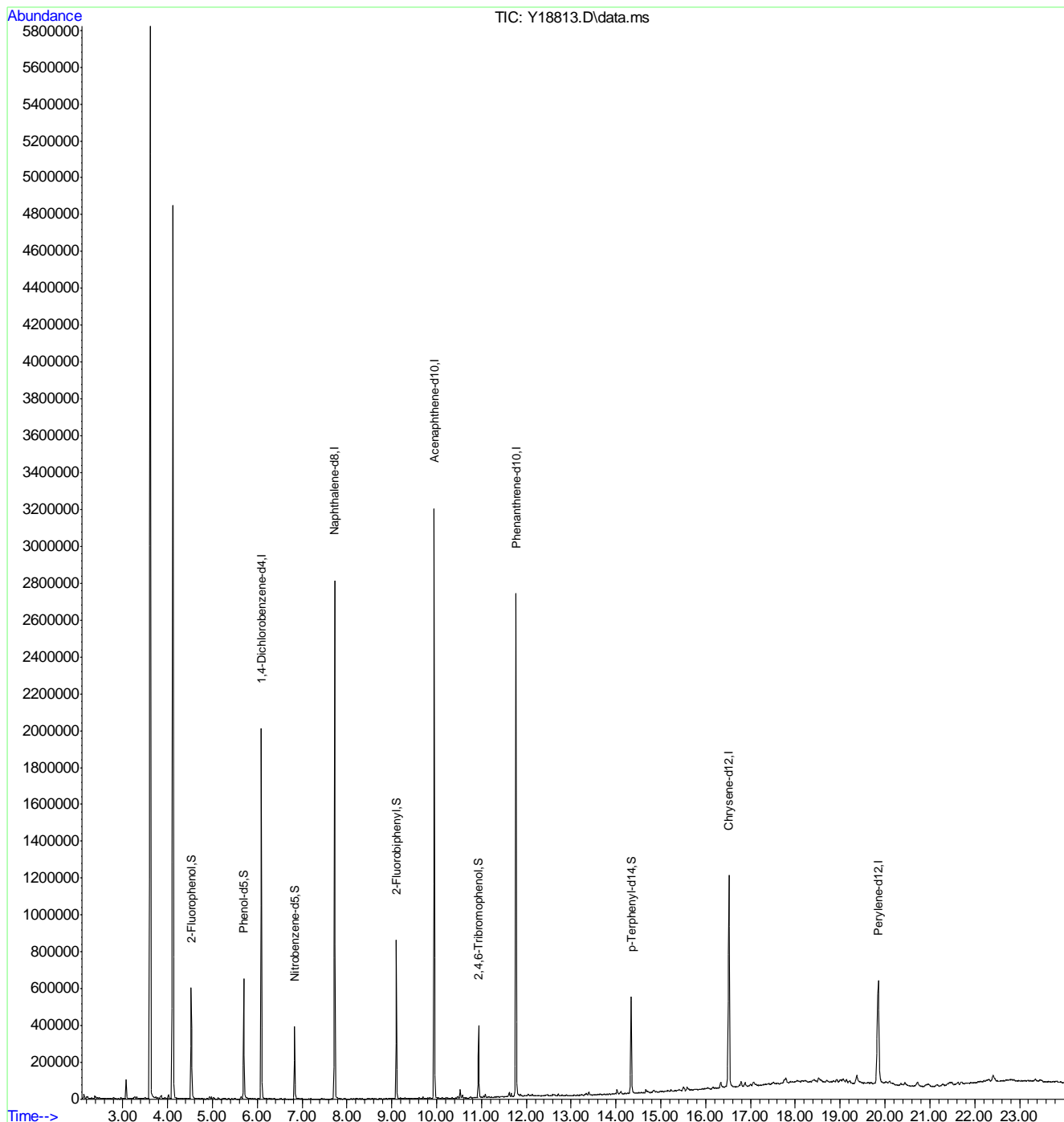
(#) = qualifier out of range (m) = manual integration (+) = signals summed

8.1.5  
8

Quantitation Report (QT Reviewed)

Data File : C:\msdchem\1\DATA\Y130130\Y18813.D Vial: 8  
 Acq On : 30 Jan 2013 4:47 pm Operator: MAIT  
 Sample : C25941-5 Inst : Y  
 Misc : OP7407,EY883,30.12,,,1,4,S,pah Multiplr: 1.00  
 Quant Results File: EY880\_Terpineol.RES  
 Quant Time: Jan 31 13:17:13 2013

Quant Method : C:\msdchem\1\METHODS\EY880\_Terpineol.M  
 Quant Title : SVOC Method SW 8270C or EPA625  
 QLast Update : Thu Jan 31 13:10:40 2013  
 Response via : Initial Calibration  
 DataAcq Meth:ACQ\_BNA.M



8.1.5  
8

Quantitation Report (QT Reviewed)

Data Path : C:\msdchem\1\data\Z130130\
Data File : Z2061.D
Acq On : 30 Jan 2013 7:27 pm
Operator : MAIT
Sample : C25941-6
Misc : OP7407,EZ105,30.05,,,1,1,S
ALS Vial : 16 Sample Multiplier: 1

Quant Time: Jan 31 15:07:34 2013
Quant Method : C:\msdchem\1\methods\EZ104\_PAH.M
Quant Title : SVOC Method SW 8270C or EPA625
QLast Update : Thu Jan 31 15:04:04 2013
Response via : Initial Calibration
DataAcq Meth:ACQ\_BNA.M

Table with 7 columns: Compound, R.T., QIon, Response, Conc, Units, Dev(Min). Rows include Internal Standards (1) 1,4-Dichlorobenzene-d4, (6) Naphthalene-d8, (10) Acenaphthene-d10, (15) Phenanthrene-d10, (20) Chrysene-d12, (25) Perylene-d12, and System Monitoring Compounds (3) 2-Fluorophenol, (4) Phenol-d5, (5) Nitrobenzene-d5, (11) 2-Fluorobiphenyl, (16) 2,4,6-Tribromophenol, (22) p-Terphenyl-d14.

Target Compounds Qvalue

(#) = qualifier out of range (m) = manual integration (+) = signals summed

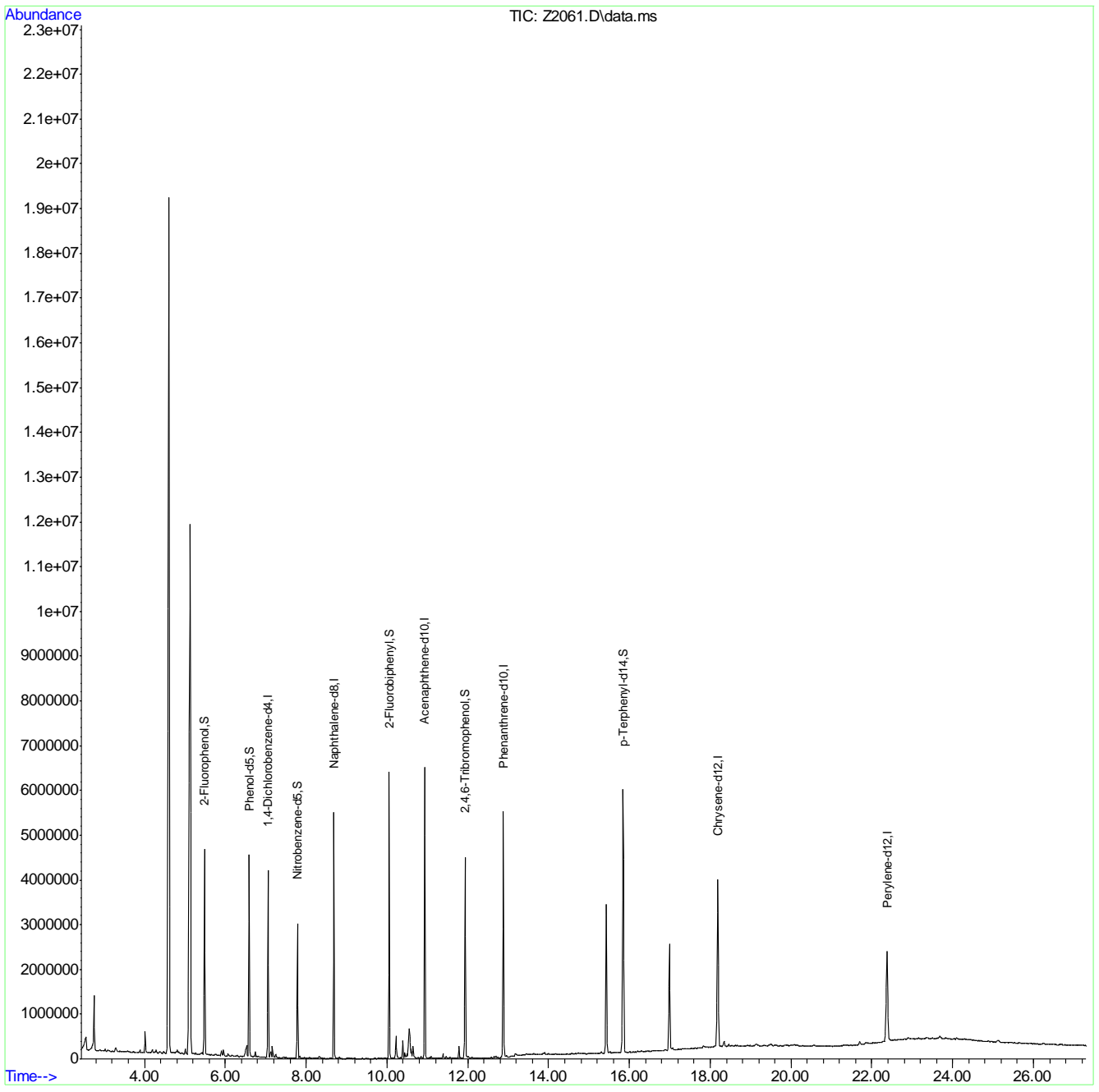
8.16
8



Quantitation Report (QT Reviewed)

Data Path : C:\msdchem\1\data\Z130130\  
Data File : Z2061.D  
Acq On : 30 Jan 2013 7:27 pm  
Operator : MAIT  
Sample : C25941-6  
Misc : OP7407,EZ105,30.05,,,1,1,S  
ALS Vial : 16 Sample Multiplier: 1

Quant Time: Jan 31 15:07:34 2013  
Quant Method : C:\msdchem\1\methods\EZ104\_PAH.M  
Quant Title : SVOC Method SW 8270C or EPA625  
QLast Update : Thu Jan 31 15:04:04 2013  
Response via : Initial Calibration  
DataAcq Meth:ACQ\_BNA.M



8.1.6  
8

Quantitation Report (QT Reviewed)

Data File : C:\msdchem\1\DATA\Y130130\Y18814.D Vial: 9  
 Acq On : 30 Jan 2013 5:19 pm Operator: MAIT  
 Sample : C25941-7 Inst : Y  
 Misc : OP7407,EY883,30.07,,,1,2,S,pah Multiplr: 1.00  
 Quant Results File: EY880\_Terpineol.RES  
 Quant Time: Jan 31 13:20:13 2013

Quant Method : C:\msdchem\1\METHODS\EY880\_Terpineol.M  
 Quant Title : SVOC Method SW 8270C or EPA625  
 QLast Update : Thu Jan 31 13:10:40 2013  
 Response via : Initial Calibration  
 DataAcq Meth:ACQ\_BNA.M

Compound	R.T.	QIon	Response	Conc	Units	Dev(Min)
Internal Standards						
1) 1,4-Dichlorobenzene-d4	6.093	152	309818	40.00	ppm	# 0.00
25) Naphthalene-d8	7.724	136	1163964	40.00	ppm	# 0.00
43) Acenaphthene-d10	9.949	164	711649	40.00	ppm	# 0.00
73) Phenanthrene-d10	11.773	188	1125891	40.00	ppm	# 0.00
84) Chrysene-d12	16.517	240	780066	40.00	ppm	#-0.02
93) Perylene-d12	19.850	264	511777	40.00	ppm	0.00
System Monitoring Compounds						
5) 2-Fluorophenol	4.531	112	307705	27.93	ppm	0.02
Spiked Amount	75.000	Range 10 - 100	Recovery =	37.24%		
9) Phenol-d5	5.697	99	441564	29.58	ppm	0.00
Spiked Amount	75.000	Range 7 - 100	Recovery =	39.44%		
23) Nitrobenzene-d5	6.836	82	256825	17.87	ppm	0.00
Spiked Amount	50.000	Range 25 - 100	Recovery =	35.74%		
47) 2-Fluorobiphenyl	9.104	172	474993	19.11	ppm	0.00
Spiked Amount	50.000	Range 20 - 100	Recovery =	38.22%		
74) 2,4,6-Tribromophenol	10.939	330	65329	34.93	ppm	0.00
Spiked Amount	75.000	Range 25 - 115	Recovery =	46.57%		
86) p-Terphenyl-d14	14.341	244	512811	26.44	ppm	0.00
Spiked Amount	50.000	Range 35 - 130	Recovery =	52.88%		

Target Compounds Qvalue


(#) = qualifier out of range (m) = manual integration (+) = signals summed

8.17  
8

Quantitation Report (QT Reviewed)

Data File : C:\msdchem\1\DATA\Y130130\Y18814.D Vial: 9  
 Acq On : 30 Jan 2013 5:19 pm Operator: MAIT  
 Sample : C25941-7 Inst : Y  
 Misc : OP7407,EY883,30.07,,,1,2,S,pah Multiplr: 1.00  
 Quant Results File: EY880\_Terpineol.RES  
 Quant Time: Jan 31 13:20:13 2013

Quant Method : C:\msdchem\1\METHODS\EY880\_Terpineol.M  
 Quant Title : SVOC Method SW 8270C or EPA625  
 QLast Update : Thu Jan 31 13:10:40 2013  
 Response via : Initial Calibration  
 DataAcq Meth:ACQ\_BNA.M



8.1.7  
8

Quantitation Report (QT Reviewed)

Data Path : C:\msdchem\1\data\Z130130\
Data File : Z2062.D
Acq On : 30 Jan 2013 8:03 pm
Operator : MAIT
Sample : C25941-8
Misc : OP7407,EZ105,30.02,,,1,1,S
ALS Vial : 17 Sample Multiplier: 1

Quant Time: Jan 31 15:08:11 2013
Quant Method : C:\msdchem\1\methods\EZ104\_PAH.M
Quant Title : SVOC Method SW 8270C or EPA625
QLast Update : Thu Jan 31 15:04:04 2013
Response via : Initial Calibration
DataAcq Meth:ACQ\_BNA.M

Table with 7 columns: Compound, R.T., QIon, Response, Conc, Units, Dev(Min). Rows include Internal Standards like 1) 1,4-Dichlorobenzene-d4, 6) Naphthalene-d8, etc.

Table with 7 columns: Compound, R.T., QIon, Response, Conc, Units, Dev(Min). Rows include System Monitoring Compounds like 3) 2-Fluorophenol, 4) Phenol-d5, etc.

Target Compounds Qvalue

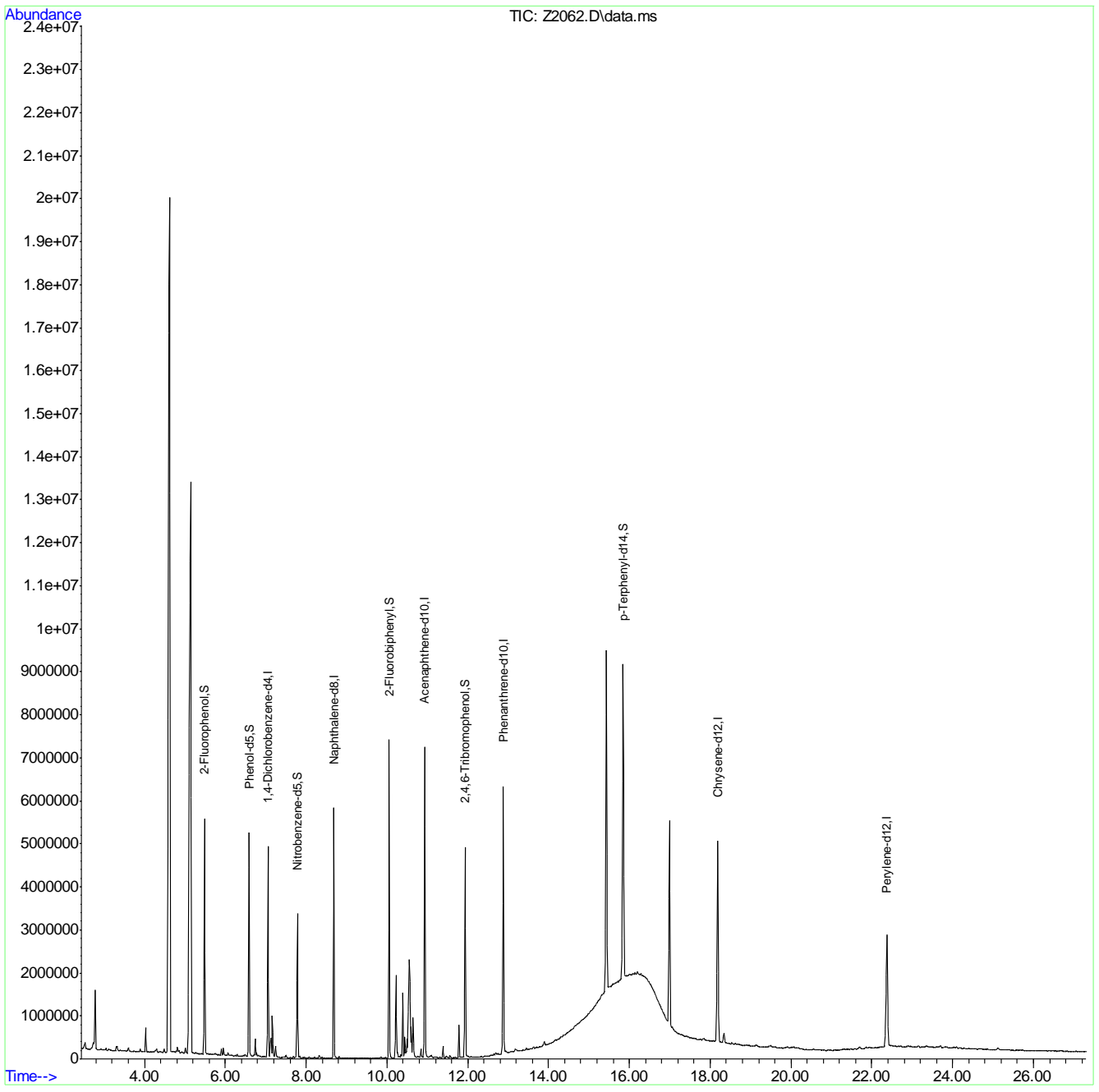
(#) = qualifier out of range (m) = manual integration (+) = signals summed

8.18
8

Quantitation Report (QT Reviewed)

Data Path : C:\msdchem\1\data\Z130130\  
Data File : Z2062.D  
Acq On : 30 Jan 2013 8:03 pm  
Operator : MAIT  
Sample : C25941-8  
Misc : OP7407,EZ105,30.02,,,1,1,S  
ALS Vial : 17 Sample Multiplier: 1

Quant Time: Jan 31 15:08:11 2013  
Quant Method : C:\msdchem\1\methods\EZ104\_PAH.M  
Quant Title : SVOC Method SW 8270C or EPA625  
QLast Update : Thu Jan 31 15:04:04 2013  
Response via : Initial Calibration  
DataAcq Meth:ACQ\_BNA.M



8.1.8  
8

Quantitation Report (QT Reviewed)

Data File : C:\msdchem\1\DATA\Y130130\Y18815.D Vial: 10
Acq On : 30 Jan 2013 5:51 pm Operator: MAIT
Sample : C25941-9 Inst : Y
Misc : OP7407,EY883,30.02,,,1,10,S,pah Multiplr: 1.00
Quant Results File: EY880\_Terpineol.RES
Quant Time: Jan 31 13:21:19 2013

Quant Method : C:\msdchem\1\METHODS\EY880\_Terpineol.M
Quant Title : SVOC Method SW 8270C or EPA625
QLast Update : Thu Jan 31 13:10:40 2013
Response via : Initial Calibration
DataAcq Meth:ACQ\_BNA.M

Table with columns: Compound, R.T., QIon, Response, Conc, Units, Dev(Min). Rows include Internal Standards (1) 1,4-Dichlorobenzene-d4, 25) Naphthalene-d8, 43) Acenaphthene-d10, 73) Phenanthrene-d10, 84) Chrysene-d12, 93) Perylene-d12 and System Monitoring Compounds (5) 2-Fluorophenol, 9) Phenol-d5, 23) Nitrobenzene-d5, 47) 2-Fluorobiphenyl, 74) 2,4,6-Tribromophenol, 86) p-Terphenyl-d14 with associated recovery percentages.

Target Compounds Qvalue

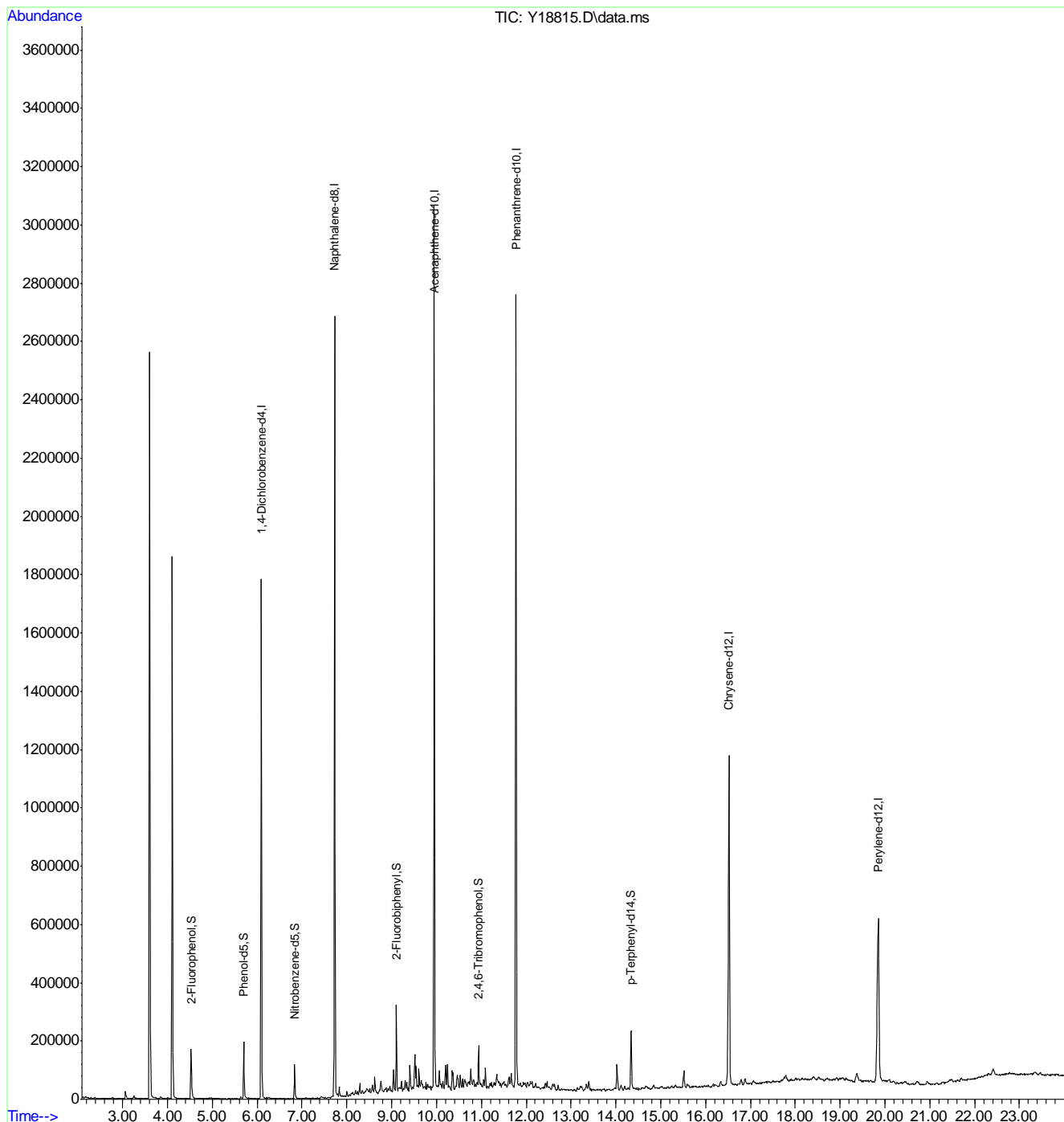
(#) = qualifier out of range (m) = manual integration (+) = signals summed

8.19
8

Quantitation Report (QT Reviewed)

Data File : C:\msdchem\1\DATA\Y130130\Y18815.D Vial: 10  
 Acq On : 30 Jan 2013 5:51 pm Operator: MAIT  
 Sample : C25941-9 Inst : Y  
 Misc : OP7407,EY883,30.02,,,1,10,S,pah Multiplr: 1.00  
 Quant Results File: EY880\_Terpineol.RES  
 Quant Time: Jan 31 13:21:19 2013

Quant Method : C:\msdchem\1\METHODS\EY880\_Terpineol.M  
 Quant Title : SVOC Method SW 8270C or EPA625  
 QLast Update : Thu Jan 31 13:10:40 2013  
 Response via : Initial Calibration  
 DataAcq Meth:ACQ\_BNA.M



8.1.9  
8

Quantitation Report (QT Reviewed)

Data File : C:\msdchem\1\DATA\Y130130\Y18816.D Vial: 11  
 Acq On : 30 Jan 2013 6:23 pm Operator: MAIT  
 Sample : C25941-10 Inst : Y  
 Misc : OP7407,EY883,30.10,,,1,2,S,pah Multiplr: 1.00  
 Quant Results File: EY880\_Terpineol.RES  
 Quant Time: Jan 31 13:34:42 2013

Quant Method : C:\msdchem\1\METHODS\EY880\_Terpineol.M  
 Quant Title : SVOC Method SW 8270C or EPA625  
 QLast Update : Thu Jan 31 13:10:40 2013  
 Response via : Initial Calibration  
 DataAcq Meth:ACQ\_BNA.M

Compound	R.T.	QIon	Response	Conc	Units	Dev(Min)
Internal Standards						
1) 1,4-Dichlorobenzene-d4	6.093	152	330367	40.00	ppm	# 0.00
25) Naphthalene-d8	7.724	136	1238784	40.00	ppm	# 0.00
43) Acenaphthene-d10	9.949	164	764791	40.00	ppm	# 0.00
73) Phenanthrene-d10	11.773	188	1214826	40.00	ppm	# 0.00
84) Chrysene-d12	16.523	240	834322	40.00	ppm	#-0.01
93) Perylene-d12	19.850	264	530673	40.00	ppm	0.00
System Monitoring Compounds						
5) 2-Fluorophenol	4.531	112	357761	30.45	ppm	0.02
Spiked Amount	75.000	Range 10 - 100	Recovery =	40.60%		
9) Phenol-d5	5.697	99	519138	32.61	ppm	0.00
Spiked Amount	75.000	Range 7 - 100	Recovery =	43.48%		
23) Nitrobenzene-d5	6.837	82	311498	20.33	ppm	0.00
Spiked Amount	50.000	Range 25 - 100	Recovery =	40.66%		
47) 2-Fluorobiphenyl	9.104	172	564914	21.15	ppm	0.00
Spiked Amount	50.000	Range 20 - 100	Recovery =	42.30%		
74) 2,4,6-Tribromophenol	10.939	330	71409	35.39	ppm	0.00
Spiked Amount	75.000	Range 25 - 115	Recovery =	47.19%		
86) p-Terphenyl-d14	14.346	244	535323	25.81	ppm	0.00
Spiked Amount	50.000	Range 35 - 130	Recovery =	51.62%		

Target Compounds Qvalue

(#) = qualifier out of range (m) = manual integration (+) = signals summed

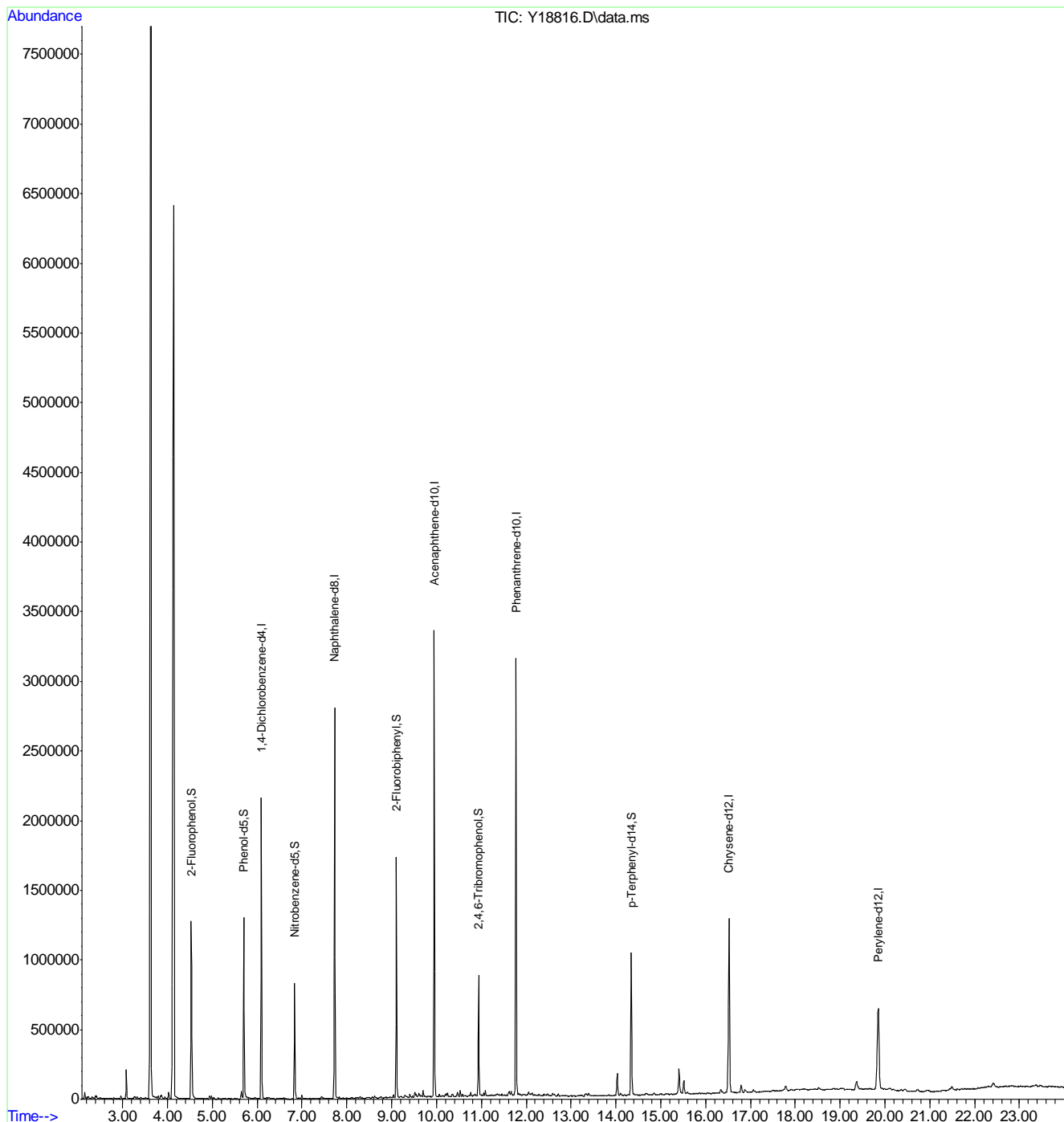
8.1.10  
8



Quantitation Report (QT Reviewed)

Data File : C:\msdchem\1\DATA\Y130130\Y18816.D Vial: 11  
 Acq On : 30 Jan 2013 6:23 pm Operator: MAIT  
 Sample : C25941-10 Inst : Y  
 Misc : OP7407,EY883,30.10,,,1,2,S,pah Multiplr: 1.00  
 Quant Results File: EY880\_Terpineol.RES  
 Quant Time: Jan 31 13:34:42 2013

Quant Method : C:\msdchem\1\METHODS\EY880\_Terpineol.M  
 Quant Title : SVOC Method SW 8270C or EPA625  
 QLast Update : Thu Jan 31 13:10:40 2013  
 Response via : Initial Calibration  
 DataAcq Meth:ACQ\_BNA.M



8.1.10  
8

Quantitation Report (QT Reviewed)

Data Path : C:\msdchem\1\data\Z130130\
Data File : Z2063.D
Acq On : 30 Jan 2013 8:39 pm
Operator : MAIT
Sample : C25941-11
Misc : OP7407,EZ105,30.03,,,1,1,S
ALS Vial : 18 Sample Multiplier: 1

Quant Time: Jan 31 15:08:44 2013
Quant Method : C:\msdchem\1\methods\EZ104\_PAH.M
Quant Title : SVOC Method SW 8270C or EPA625
QLast Update : Thu Jan 31 15:04:04 2013
Response via : Initial Calibration
DataAcq Meth:ACQ\_BNA.M

Table with 7 columns: Compound, R.T., QIon, Response, Conc, Units, Dev(Min). Rows include Internal Standards like 1) 1,4-Dichlorobenzene-d4, 6) Naphthalene-d8, etc.

Table with 7 columns: Compound, R.T., QIon, Response, Conc, Units, Dev(Min). Rows include System Monitoring Compounds like 3) 2-Fluorophenol, 4) Phenol-d5, etc.

Target Compounds Qvalue

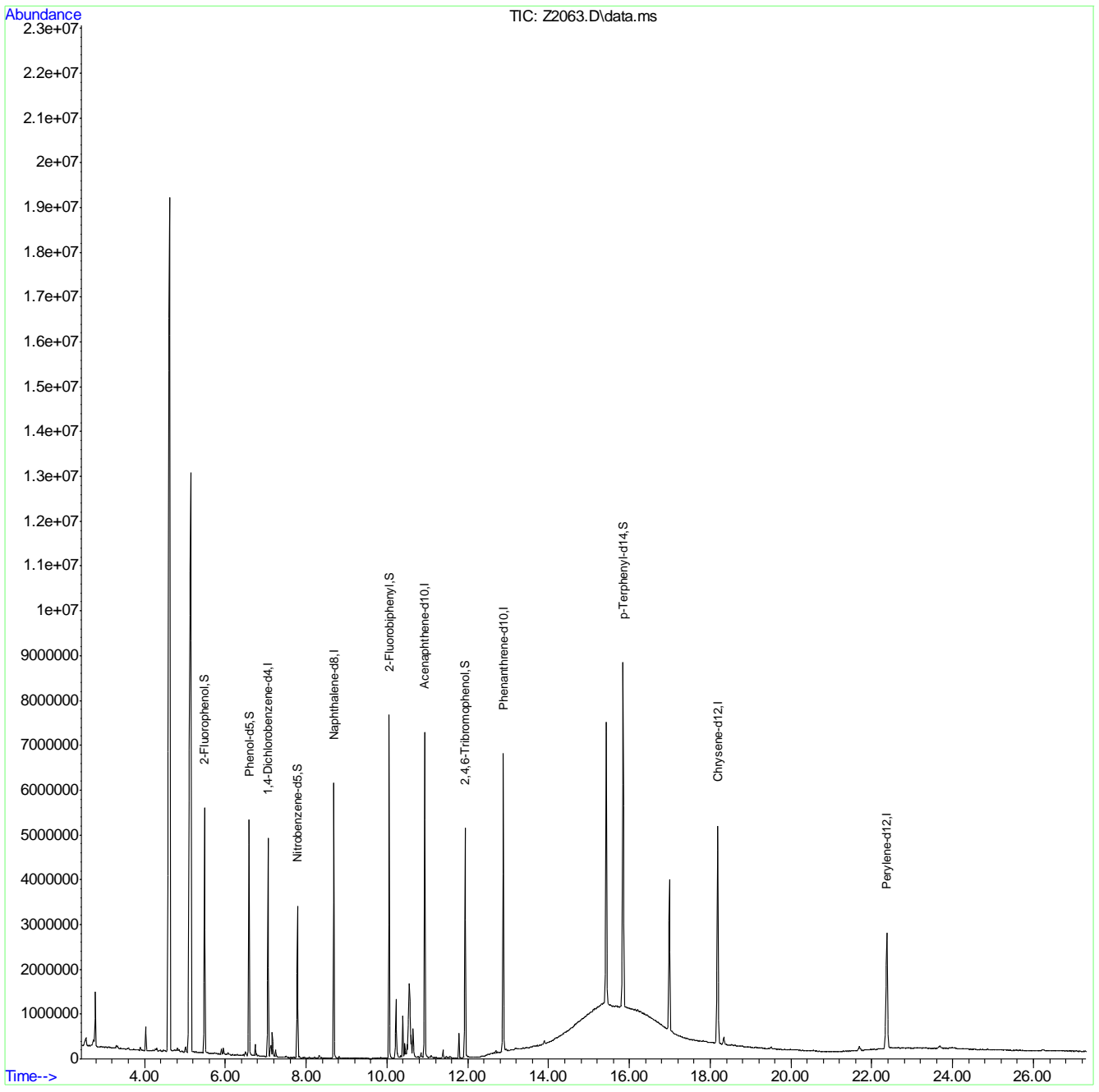
(#) = qualifier out of range (m) = manual integration (+) = signals summed

8.1.11
8

Quantitation Report (QT Reviewed)

Data Path : C:\msdchem\1\data\Z130130\  
Data File : Z2063.D  
Acq On : 30 Jan 2013 8:39 pm  
Operator : MAIT  
Sample : C25941-11  
Misc : OP7407,EZ105,30.03,,,1,1,S  
ALS Vial : 18 Sample Multiplier: 1

Quant Time: Jan 31 15:08:44 2013  
Quant Method : C:\msdchem\1\methods\EZ104\_PAH.M  
Quant Title : SVOC Method SW 8270C or EPA625  
QLast Update : Thu Jan 31 15:04:04 2013  
Response via : Initial Calibration  
DataAcq Meth:ACQ\_BNA.M



Quantitation Report (QT Reviewed)

Data Path : C:\msdchem\1\data\Z130130\
Data File : Z2064.D
Acq On : 30 Jan 2013 9:14 pm
Operator : MAIT
Sample : C25941-12
Misc : OP7407,EZ105,30.12,,,1,1,S
ALS Vial : 19 Sample Multiplier: 1

Quant Time: Jan 31 15:11:12 2013
Quant Method : C:\msdchem\1\methods\EZ104\_PAH.M
Quant Title : SVOC Method SW 8270C or EPA625
QLast Update : Thu Jan 31 15:04:04 2013
Response via : Initial Calibration
DataAcq Meth:ACQ\_BNA.M

Table with 7 columns: Compound, R.T., QIon, Response, Conc, Units, Dev(Min). Rows include Internal Standards like 1) 1,4-Dichlorobenzene-d4, 6) Naphthalene-d8, 10) Acenaphthene-d10, 15) Phenanthrene-d10, 20) Chrysene-d12, 25) Perylene-d12.

Table with 7 columns: Compound, R.T., QIon, Response, Conc, Units, Dev(Min). Rows include System Monitoring Compounds like 3) 2-Fluorophenol, 4) Phenol-d5, 5) Nitrobenzene-d5, 11) 2-Fluorobiphenyl, 16) 2,4,6-Tribromophenol, 22) p-Terphenyl-d14, each with Spiked Amount and Recovery data.

Table with 2 columns: Target Compounds, Qvalue. A dashed line follows.

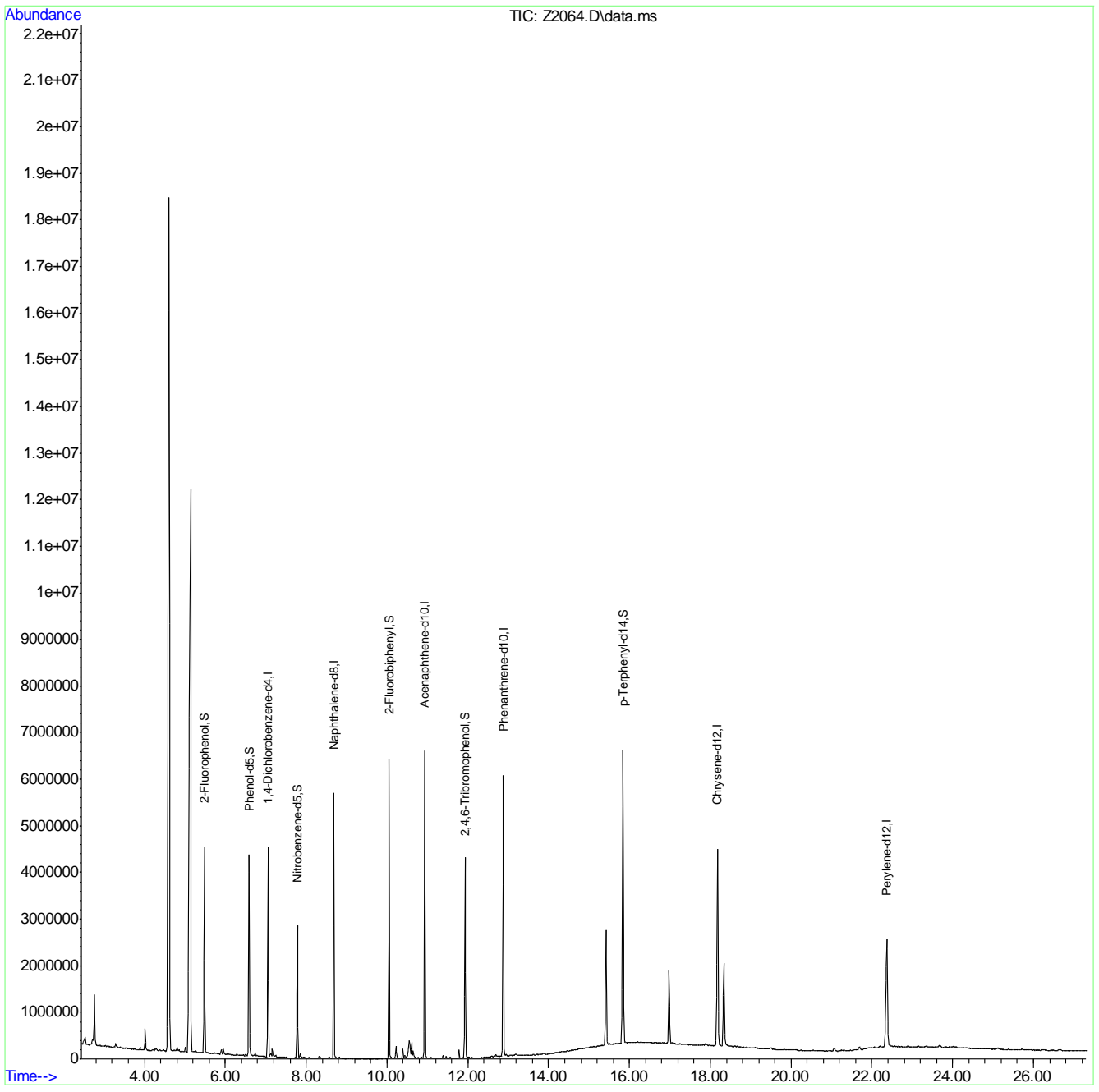
(#) = qualifier out of range (m) = manual integration (+) = signals summed

8.1.12
8

Quantitation Report (QT Reviewed)

Data Path : C:\msdchem\1\data\Z130130\  
Data File : Z2064.D  
Acq On : 30 Jan 2013 9:14 pm  
Operator : MAIT  
Sample : C25941-12  
Misc : OP7407,EZ105,30.12,,,1,1,S  
ALS Vial : 19 Sample Multiplier: 1

Quant Time: Jan 31 15:11:12 2013  
Quant Method : C:\msdchem\1\methods\EZ104\_PAH.M  
Quant Title : SVOC Method SW 8270C or EPA625  
QLast Update : Thu Jan 31 15:04:04 2013  
Response via : Initial Calibration  
DataAcq Meth:ACQ\_BNA.M



8.1.12  
8

Quantitation Report (QT Reviewed)

Data Path : C:\msdchem\1\data\Z130130\
Data File : Z2065.D
Acq On : 30 Jan 2013 9:50 pm
Operator : MAIT
Sample : C25941-13
Misc : OP7407,EZ105,30.07,,,1,1,S
ALS Vial : 20 Sample Multiplier: 1

Quant Time: Jan 31 15:11:46 2013
Quant Method : C:\msdchem\1\methods\EZ104\_PAH.M
Quant Title : SVOC Method SW 8270C or EPA625
QLast Update : Thu Jan 31 15:04:04 2013
Response via : Initial Calibration
DataAcq Meth:ACQ\_BNA.M

Table with 7 columns: Compound, R.T., QIon, Response, Conc, Units, Dev(Min). Rows include Internal Standards (1) 1,4-Dichlorobenzene-d4, (6) Naphthalene-d8, (10) Acenaphthene-d10, (15) Phenanthrene-d10, (20) Chrysene-d12, (25) Perylene-d12, and System Monitoring Compounds (3) 2-Fluorophenol, (4) Phenol-d5, (5) Nitrobenzene-d5, (11) 2-Fluorobiphenyl, (16) 2,4,6-Tribromophenol, (22) p-Terphenyl-d14.

Target Compounds Qvalue

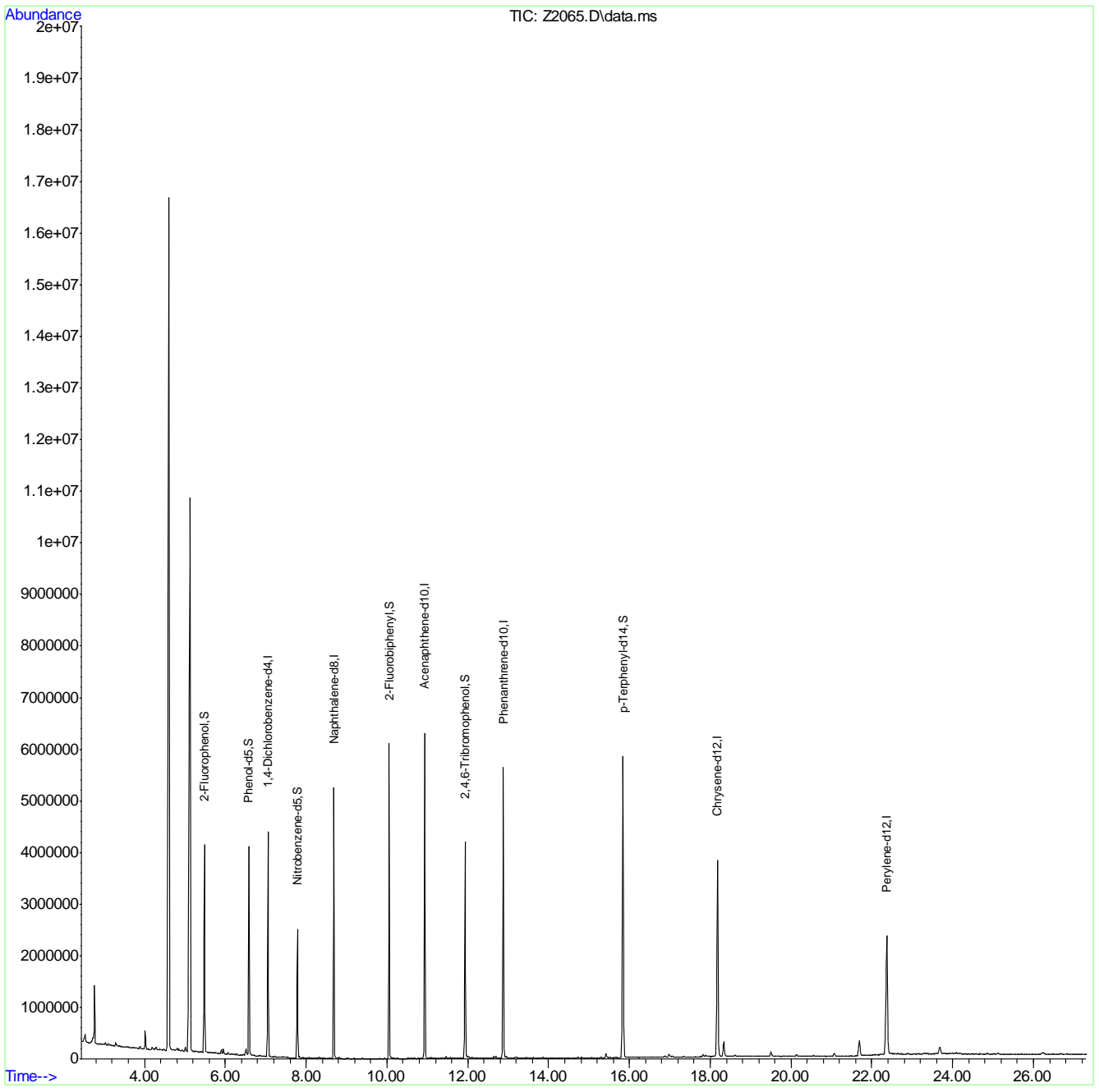
(#) = qualifier out of range (m) = manual integration (+) = signals summed

8.13
8

Quantitation Report (QT Reviewed)

Data Path : C:\msdchem\1\data\Z130130\  
Data File : Z2065.D  
Acq On : 30 Jan 2013 9:50 pm  
Operator : MAIT  
Sample : C25941-13  
Misc : OP7407,EZ105,30.07,,,1,1,S  
ALS Vial : 20 Sample Multiplier: 1

Quant Time: Jan 31 15:11:46 2013  
Quant Method : C:\msdchem\1\methods\EZ104\_PAH.M  
Quant Title : SVOC Method SW 8270C or EPA625  
QLast Update : Thu Jan 31 15:04:04 2013  
Response via : Initial Calibration  
DataAcq Meth:ACQ\_BNA.M



8.1.13  
8

Quantitation Report (QT Reviewed)

Data File : C:\msdchem\1\DATA\Y130130\Y18827.D Vial: 22
Acq On : 31 Jan 2013 12:18 am Operator: MAIT
Sample : C25941-14 Inst : Y
Misc : OP7407,EY883,30.05,,,1,1,S,pah Multiplr: 1.00
Quant Results File: EY880\_Terpineol.RES
Quant Time: Jan 31 13:52:36 2013

Quant Method : C:\msdchem\1\METHODS\EY880\_Terpineol.M
Quant Title : SVOC Method SW 8270C or EPA625
QLast Update : Thu Jan 31 13:10:40 2013
Response via : Initial Calibration
DataAcq Meth:ACQ\_BNA.M

Table with columns: Compound, R.T., QIon, Response, Conc, Units, Dev(Min). Rows include Internal Standards (1) 1,4-Dichlorobenzene-d4, 25) Naphthalene-d8, 43) Acenaphthene-d10, 73) Phenanthrene-d10, 84) Chrysene-d12, 93) Perylene-d12; System Monitoring Compounds (5) 2-Fluorophenol, 9) Phenol-d5, 23) Nitrobenzene-d5, 47) 2-Fluorobiphenyl, 74) 2,4,6-Tribromophenol, 86) p-Terphenyl-d14; Target Compounds (92) Bis(2-ethylhexyl) phth...

(#) = qualifier out of range (m) = manual integration (+) = signals summed

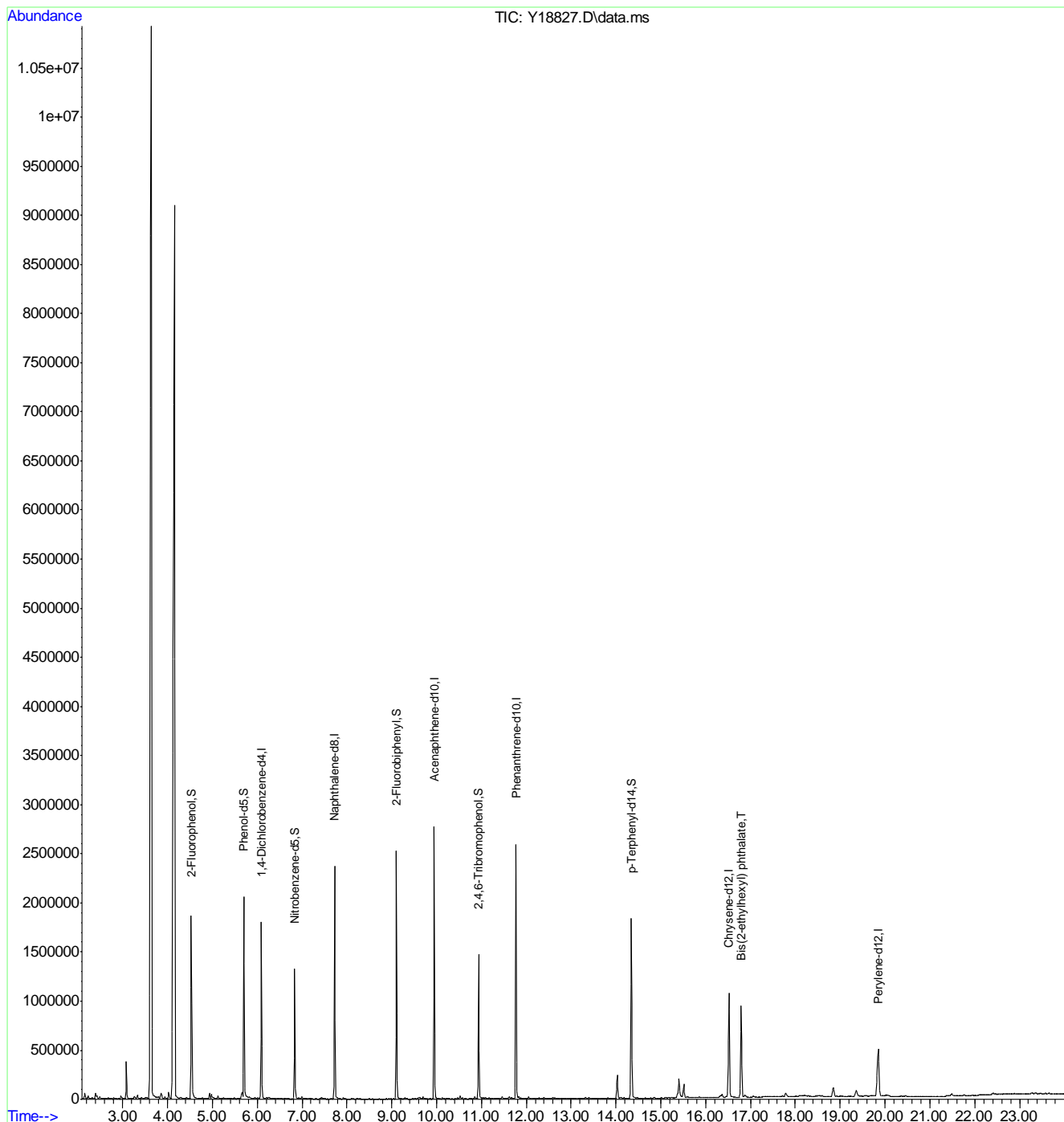
8.1.14 8



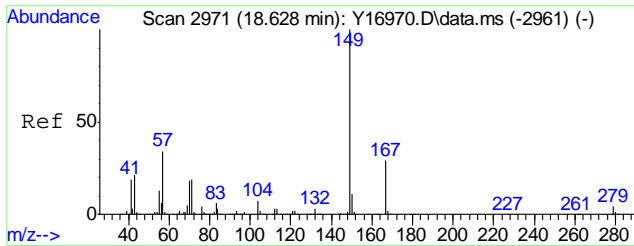
Quantitation Report (QT Reviewed)

Data File : C:\msdchem\1\DATA\Y130130\Y18827.D Vial: 22  
Acq On : 31 Jan 2013 12:18 am Operator: MAIT  
Sample : C25941-14 Inst : Y  
Misc : OP7407,EY883,30.05,,,1,1,S,pah Multiplr: 1.00  
Quant Results File: EY880\_Terpineol.RES  
Quant Time: Jan 31 13:52:36 2013

Quant Method : C:\msdchem\1\METHODS\EY880\_Terpineol.M  
Quant Title : SVOC Method SW 8270C or EPA625  
QLast Update : Thu Jan 31 13:10:40 2013  
Response via : Initial Calibration  
DataAcq Meth:ACQ\_BNA.M

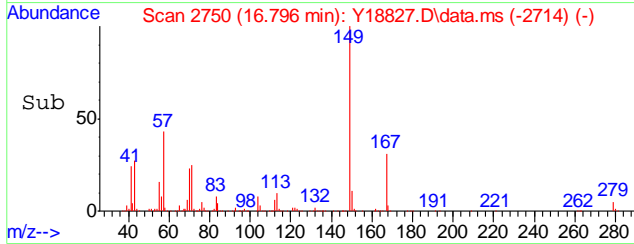
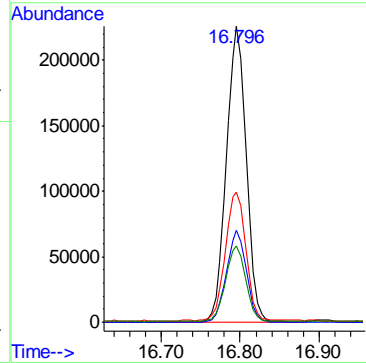
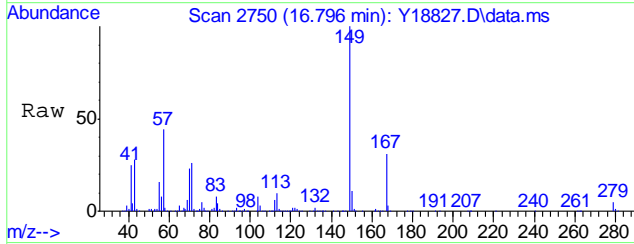


8.1.14  
8



#92  
 Bis(2-ethylhexyl) phthalate  
 Concen: 21.80 ppm  
 RT: 16.796 min Scan# 2750  
 Delta R.T. -0.005 min  
 Lab File: Y18827.D  
 Acq: 31 Jan 2013 12:18 am

Tgt Ion	Ratio	Lower	Upper
149	100		
167	30.8	19.3	35.8
57	44.4	18.8	34.8#
71	25.6	9.7	18.1#



8.1.14  
8

Quantitation Report (QT Reviewed)

Data File : C:\msdchem\1\DATA\Y130130\Y18821.D Vial: 16
Acq On : 30 Jan 2013 9:04 pm Operator: MAIT
Sample : C25941-15 Inst : Y
Misc : OP7411,EY883,30.07,,,1,1,S,pah Multiplr: 1.00
Quant Results File: EY880\_Terpineol.RES
Quant Time: Jan 31 13:44:13 2013

Quant Method : C:\msdchem\1\METHODS\EY880\_Terpineol.M
Quant Title : SVOC Method SW 8270C or EPA625
QLast Update : Thu Jan 31 13:10:40 2013
Response via : Initial Calibration
DataAcq Meth:ACQ\_BNA.M

Table with columns: Compound, R.T., QIon, Response, Conc, Units, Dev(Min). Rows include Internal Standards (1) 1,4-Dichlorobenzene-d4, 25) Naphthalene-d8, 43) Acenaphthene-d10, 73) Phenanthrene-d10, 84) Chrysene-d12, 93) Perylene-d12; System Monitoring Compounds (5) 2-Fluorophenol, 9) Phenol-d5, 23) Nitrobenzene-d5, 47) 2-Fluorobiphenyl, 74) 2,4,6-Tribromophenol, 86) p-Terphenyl-d14; Target Compounds (92) Bis(2-ethylhexyl) phth...

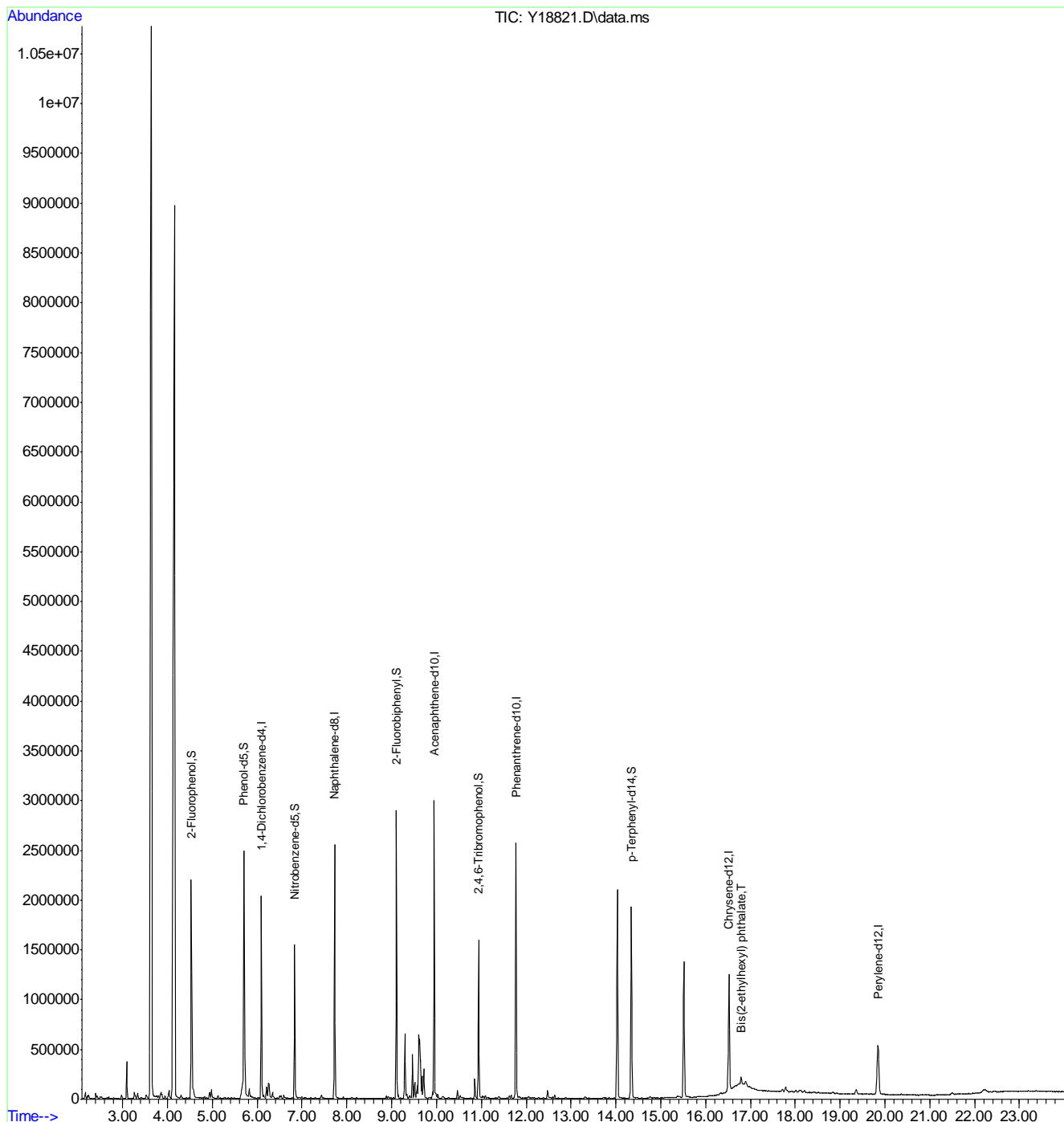
(#) = qualifier out of range (m) = manual integration (+) = signals summed

8.1.15 8

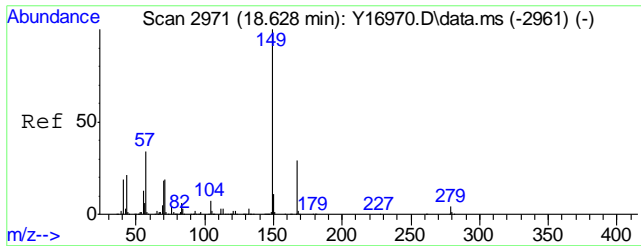
Quantitation Report (QT Reviewed)

Data File : C:\msdchem\1\DATA\Y130130\Y18821.D Vial: 16  
 Acq On : 30 Jan 2013 9:04 pm Operator: MAIT  
 Sample : C25941-15 Inst : Y  
 Misc : OP7411,EY883,30.07,,,1,1,S,pah Multiplr: 1.00  
 Quant Results File: EY880\_Terpineol.RES  
 Quant Time: Jan 31 13:44:13 2013

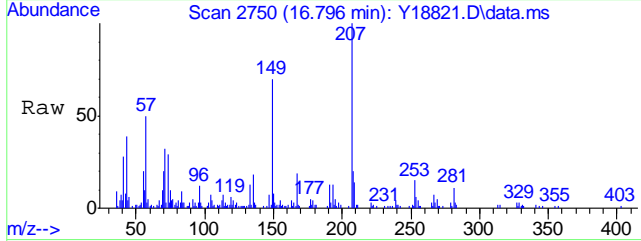
Quant Method : C:\msdchem\1\METHODS\EY880\_Terpineol.M  
 Quant Title : SVOC Method SW 8270C or EPA625  
 QLast Update : Thu Jan 31 13:10:40 2013  
 Response via : Initial Calibration  
 DataAcq Meth:ACQ\_BNA.M



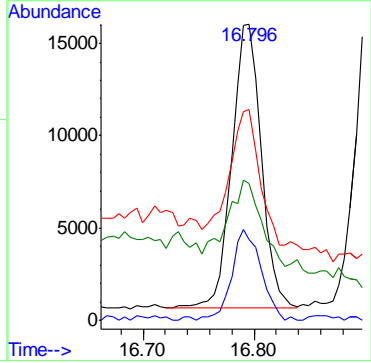
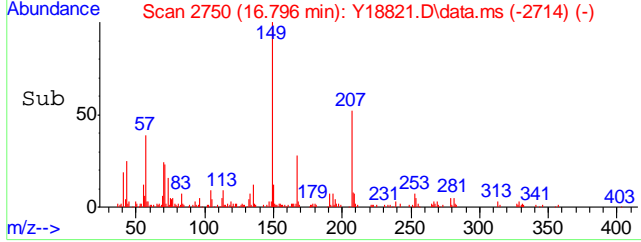
8.1.15  
8



#92  
 Bis(2-ethylhexyl) phthalate  
 Concen: 1.42 ppm  
 RT: 16.796 min Scan# 2750  
 Delta R.T. -0.005 min  
 Lab File: Y18821.D  
 Acq: 30 Jan 2013 9:04 pm



Tgt Ion	Ratio	Lower	Upper
149	100		
167	31.9	19.3	35.8
57	105.8	18.8	34.8#
71	67.8	9.7	18.1#



8.1.15  
 8

Quantitation Report (QT Reviewed)

Data File : C:\msdchem\1\DATA\Y130130\Y18810.D Vial: 5  
 Acq On : 30 Jan 2013 3:11 pm Operator: MAIT  
 Sample : C25941-16 Inst : Y  
 Misc : OP7411,EY883,30.18,,,1,1,S Multiplr: 1.00  
 Quant Results File: EY880\_Terpineol.RES  
 Quant Time: Jan 31 13:12:32 2013

Quant Method : C:\msdchem\1\METHODS\EY880\_Terpineol.M  
 Quant Title : SVOC Method SW 8270C or EPA625  
 QLast Update : Thu Jan 31 13:10:40 2013  
 Response via : Initial Calibration  
 DataAcq Meth:ACQ\_BNA.M

Compound	R.T.	QIon	Response	Conc	Units	Dev(Min)
<b>Internal Standards</b>						
1) 1,4-Dichlorobenzene-d4	6.093	152	316393	40.00	ppm	# 0.00
25) Naphthalene-d8	7.724	136	1185424	40.00	ppm	# 0.00
43) Acenaphthene-d10	9.949	164	719948	40.00	ppm	# 0.00
73) Phenanthrene-d10	11.773	188	1147983	40.00	ppm	# 0.00
84) Chrysene-d12	16.517	240	807502	40.00	ppm	#-0.02
93) Perylene-d12	19.844	264	546833	40.00	ppm	-0.01
<b>System Monitoring Compounds</b>						
5) 2-Fluorophenol	4.537	112	712178	63.29	ppm	0.02
Spiked Amount	75.000	Range 10 - 100	Recovery =	84.39%		
9) Phenol-d5	5.703	99	1012623	66.41	ppm	0.00
Spiked Amount	75.000	Range 7 - 100	Recovery =	88.55%		
23) Nitrobenzene-d5	6.836	82	598058	40.75	ppm	0.00
Spiked Amount	50.000	Range 25 - 100	Recovery =	81.50%		
47) 2-Fluorobiphenyl	9.104	172	1063846	42.31	ppm	0.00
Spiked Amount	50.000	Range 20 - 100	Recovery =	84.62%		
74) 2,4,6-Tribromophenol	10.939	330	140705	73.79	ppm	0.00
Spiked Amount	75.000	Range 25 - 115	Recovery =	98.39%		
86) p-Terphenyl-d14	14.346	244	1108120	55.20	ppm	0.00
Spiked Amount	50.000	Range 35 - 130	Recovery =	110.40%		
<b>Target Compounds</b>						
66) Diethyl phthalate	10.527	149	26630	1.05	ppm	95
92) Bis(2-ethylhexyl) phth...	16.796	149	91646	4.25	ppm	# 77

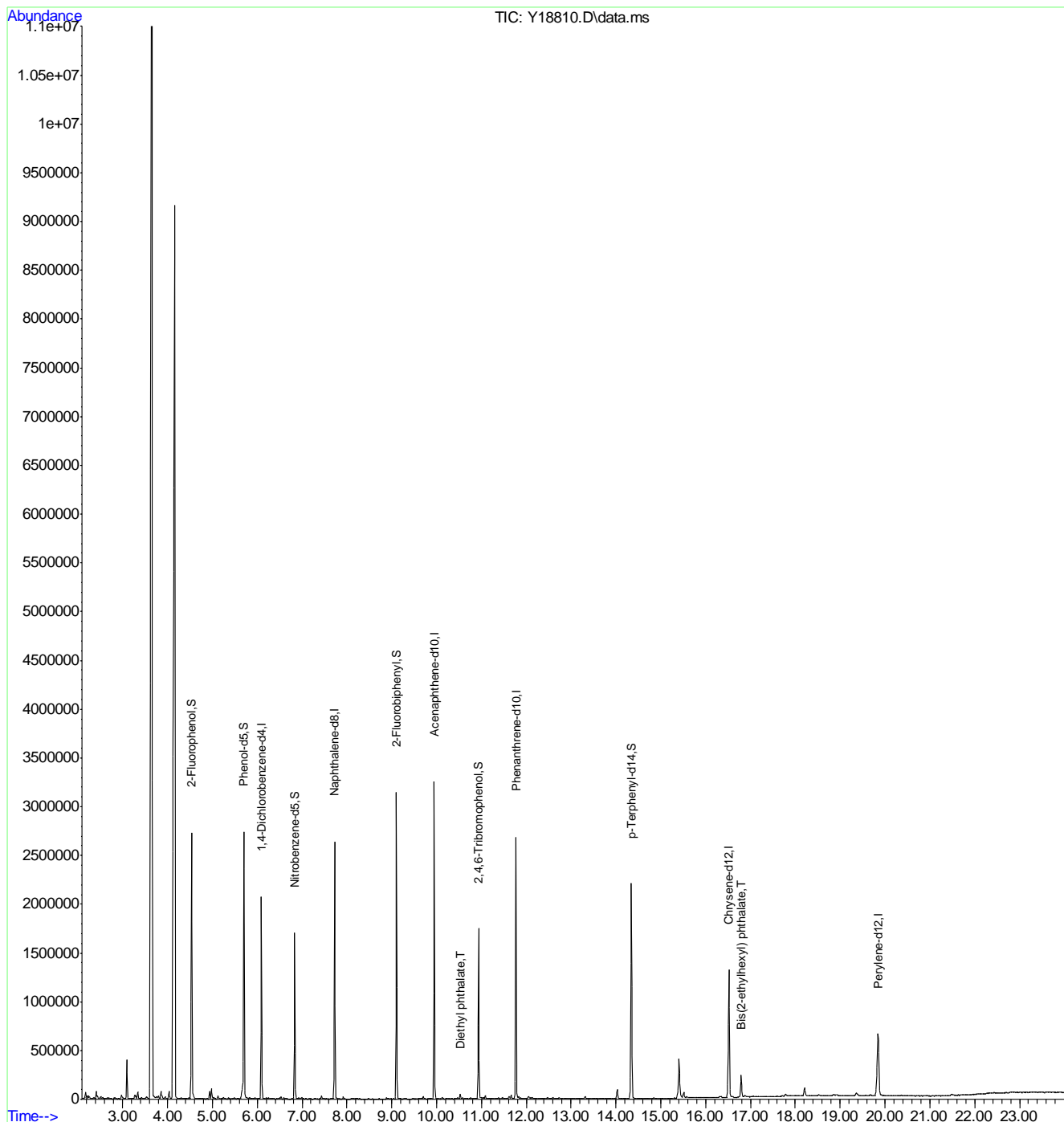
(#) = qualifier out of range (m) = manual integration (+) = signals summed

8.1.16  
8

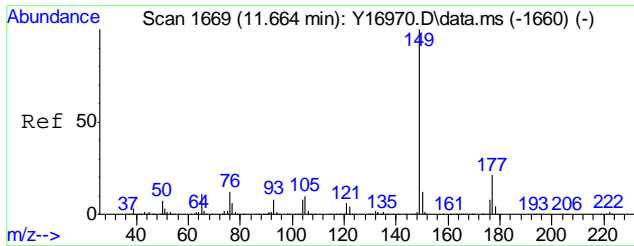
Quantitation Report (QT Reviewed)

Data File : C:\msdchem\1\DATA\Y130130\Y18810.D Vial: 5  
 Acq On : 30 Jan 2013 3:11 pm Operator: MAIT  
 Sample : C25941-16 Inst : Y  
 Misc : OP7411,EY883,30.18,,,1,1,S Multiplr: 1.00  
 Quant Results File: EY880\_Terpineol.RES  
 Quant Time: Jan 31 13:12:32 2013

Quant Method : C:\msdchem\1\METHODS\EY880\_Terpineol.M  
 Quant Title : SVOC Method SW 8270C or EPA625  
 QLast Update : Thu Jan 31 13:10:40 2013  
 Response via : Initial Calibration  
 DataAcq Meth:ACQ\_BNA.M

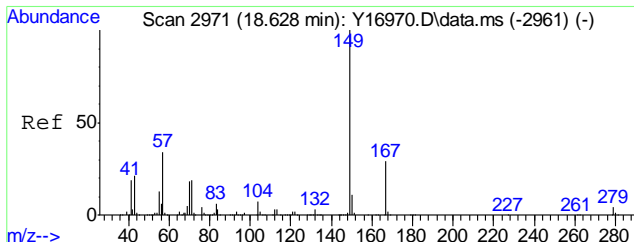
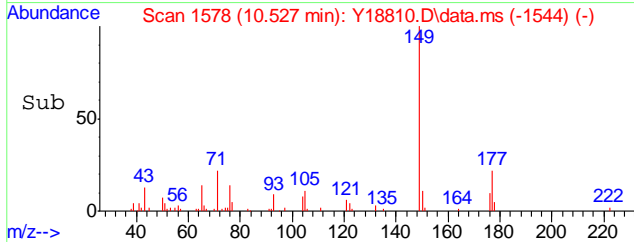
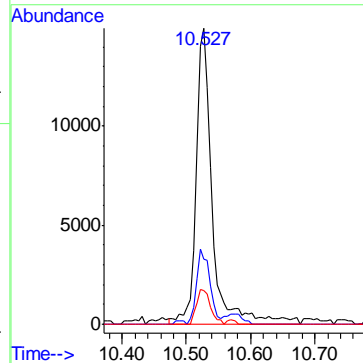
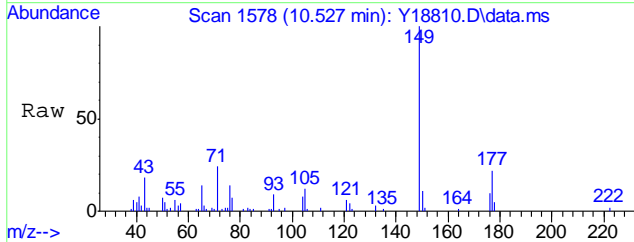


8.1.16  
8



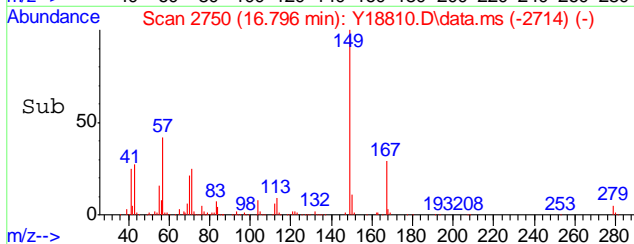
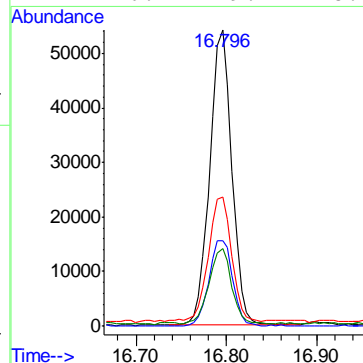
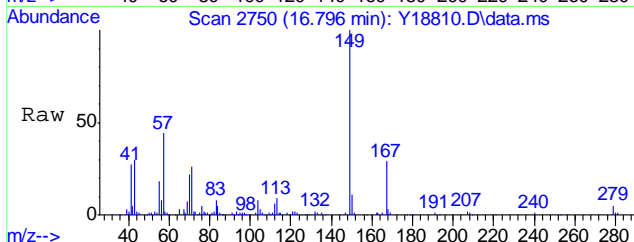
#66  
 Diethyl phthalate  
 Concen: 1.05 ppm  
 RT: 10.527 min Scan# 1578  
 Delta R.T. -0.016 min  
 Lab File: Y18810.D  
 Acq: 30 Jan 2013 3:11 pm

Tgt Ion	Resp	Lower	Upper
149	26630	100	
177	21.0	13.4	25.0
150	10.1	8.6	16.0



#92  
 Bis(2-ethylhexyl) phthalate  
 Concen: 4.25 ppm  
 RT: 16.796 min Scan# 2750  
 Delta R.T. -0.005 min  
 Lab File: Y18810.D  
 Acq: 30 Jan 2013 3:11 pm

Tgt Ion	Resp	Lower	Upper
149	91646	100	
167	31.1	19.3	35.8
57	45.4	18.8	34.8#
71	26.1	9.7	18.1#





Quantitation Report (QT Reviewed)

Data File : C:\msdchem\1\DATA\Y130130\Y18817.D Vial: 12
Acq On : 30 Jan 2013 6:55 pm Operator: MAIT
Sample : C25941-17 Inst : Y
Misc : OP7411,EY883,30.02,,,1,10,S,pah Multiplr: 1.00
Quant Results File: EY880\_Terpineol.RES
Quant Time: Jan 31 13:36:04 2013

Quant Method : C:\msdchem\1\METHODS\EY880\_Terpineol.M
Quant Title : SVOC Method SW 8270C or EPA625
QLast Update : Thu Jan 31 13:10:40 2013
Response via : Initial Calibration
DataAcq Meth:ACQ\_BNA.M

Table with columns: Compound, R.T., QIon, Response, Conc, Units, Dev(Min). Rows include Internal Standards (1) 1,4-Dichlorobenzene-d4, 25) Naphthalene-d8, 43) Acenaphthene-d10, 73) Phenanthrene-d10, 84) Chrysene-d12, 93) Perylene-d12 and System Monitoring Compounds (5) 2-Fluorophenol, 9) Phenol-d5, 23) Nitrobenzene-d5, 47) 2-Fluorobiphenyl, 74) 2,4,6-Tribromophenol, 86) p-Terphenyl-d14 with associated recovery percentages.

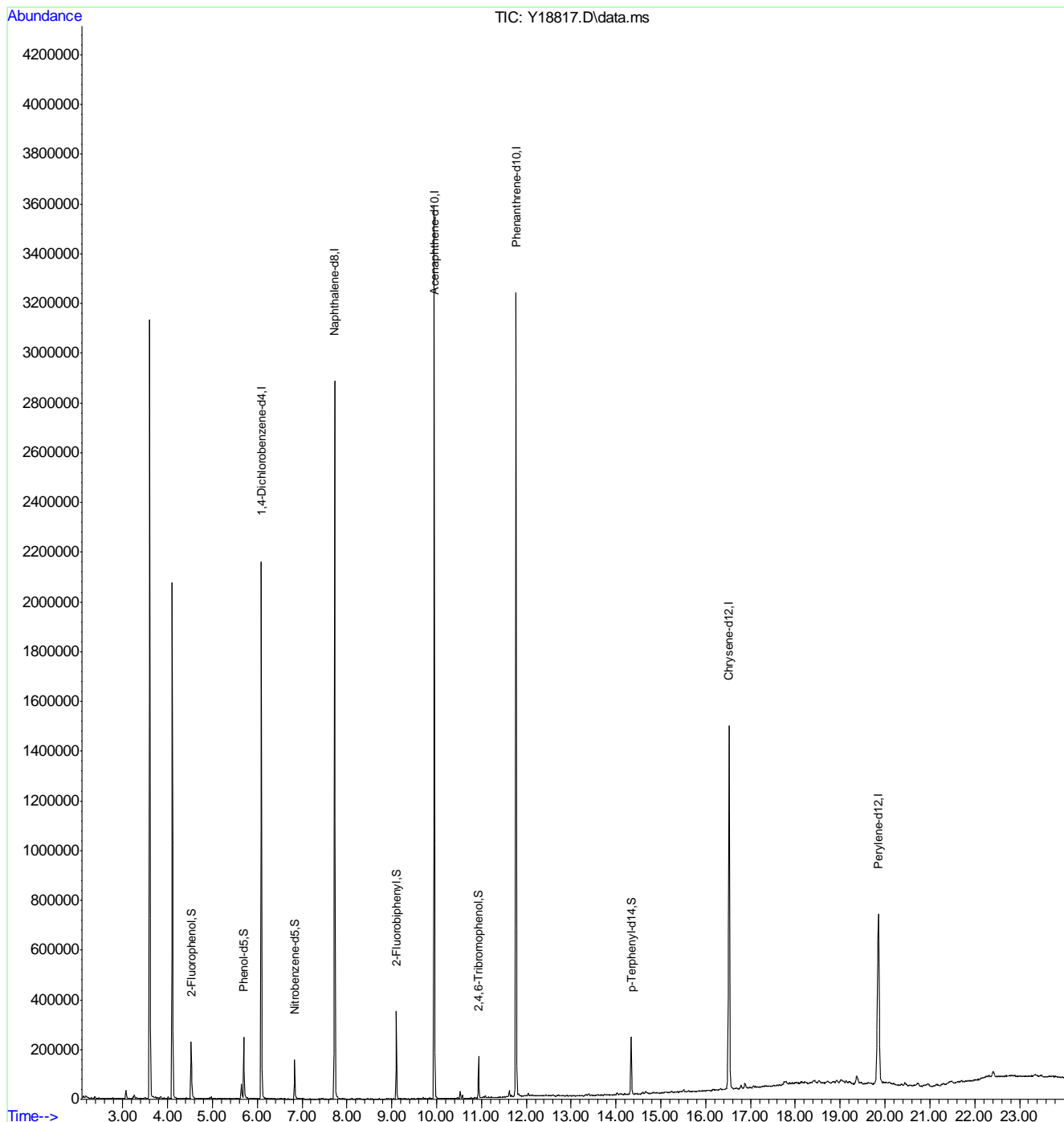
Target Compounds Qvalue

(#) = qualifier out of range (m) = manual integration (+) = signals summed

8.1.17 8

Quantitation Report (QT Reviewed)  
 Data File : C:\msdchem\1\DATA\Y130130\Y18817.D Vial: 12  
 Acq On : 30 Jan 2013 6:55 pm Operator: MAIT  
 Sample : C25941-17 Inst : Y  
 Misc : OP7411,EY883,30.02,,,1,10,S,pah Multiplr: 1.00  
 Quant Results File: EY880\_Terpineol.RES  
 Quant Time: Jan 31 13:36:04 2013

Quant Method : C:\msdchem\1\METHODS\EY880\_Terpineol.M  
 Quant Title : SVOC Method SW 8270C or EPA625  
 QLast Update : Thu Jan 31 13:10:40 2013  
 Response via : Initial Calibration  
 DataAcq Meth:ACQ\_BNA.M



8.1.17  
8

Quantitation Report (QT Reviewed)

Data File : C:\msdchem\1\DATA\Y130130\Y18811.D Vial: 6  
 Acq On : 30 Jan 2013 3:43 pm Operator: MAIT  
 Sample : C25941-18 Inst : Y  
 Misc : OP7411,EY883,30.08,,,1,1,S Multiplr: 1.00  
 Quant Results File: EY880\_Terpineol.RES  
 Quant Time: Jan 31 13:14:16 2013

Quant Method : C:\msdchem\1\METHODS\EY880\_Terpineol.M  
 Quant Title : SVOC Method SW 8270C or EPA625  
 QLast Update : Thu Jan 31 13:10:40 2013  
 Response via : Initial Calibration  
 DataAcq Meth:ACQ\_BNA.M

Compound	R.T.	QIon	Response	Conc	Units	Dev(Min)
Internal Standards						
1) 1,4-Dichlorobenzene-d4	6.093	152	293838	40.00	ppm	# 0.00
25) Naphthalene-d8	7.724	136	1089099	40.00	ppm	# 0.00
43) Acenaphthene-d10	9.949	164	669144	40.00	ppm	# 0.00
73) Phenanthrene-d10	11.773	188	1050620	40.00	ppm	# 0.00
84) Chrysene-d12	16.517	240	705423	40.00	ppm	#-0.02
93) Perylene-d12	19.844	264	479159	40.00	ppm	-0.01
System Monitoring Compounds						
5) 2-Fluorophenol	4.536	112	624122	59.72	ppm	0.02
Spiked Amount	75.000	Range 10 - 100	Recovery =	79.63%		
9) Phenol-d5	5.702	99	885565	62.54	ppm	0.00
Spiked Amount	75.000	Range 7 - 100	Recovery =	83.39%		
23) Nitrobenzene-d5	6.836	82	526198	38.60	ppm	0.00
Spiked Amount	50.000	Range 25 - 100	Recovery =	77.20%		
47) 2-Fluorobiphenyl	9.104	172	948377	40.58	ppm	0.00
Spiked Amount	50.000	Range 20 - 100	Recovery =	81.16%		
74) 2,4,6-Tribromophenol	10.939	330	128719	73.76	ppm	0.00
Spiked Amount	75.000	Range 25 - 115	Recovery =	98.35%		
86) p-Terphenyl-d14	14.346	244	974309	55.56	ppm	0.00
Spiked Amount	50.000	Range 35 - 130	Recovery =	111.12%		

Target Compounds Qvalue

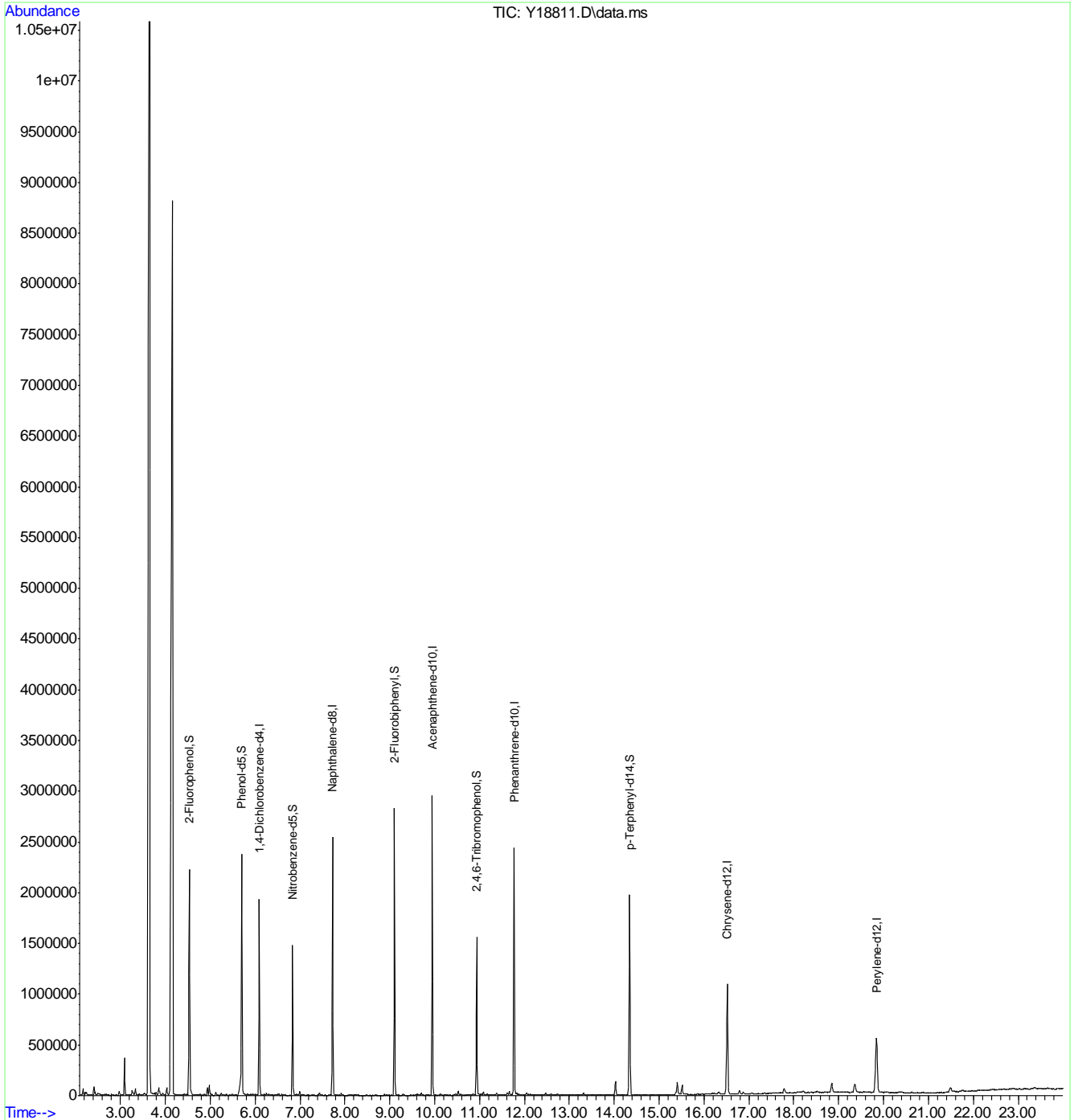
(#) = qualifier out of range (m) = manual integration (+) = signals summed

8.1.18  
8

Quantitation Report (QT Reviewed)

Data File : C:\msdchem\1\DATA\Y130130\Y18811.D Vial: 6  
 Acq On : 30 Jan 2013 3:43 pm Operator: MAIT  
 Sample : C25941-18 Inst : Y  
 Misc : OP7411,EY883,30.08,,,1,1,S Multiplr: 1.00  
 Quant Results File: EY880\_Terpineol.RES  
 Quant Time: Jan 31 13:14:16 2013

Quant Method : C:\msdchem\1\METHODS\EY880\_Terpineol.M  
 Quant Title : SVOC Method SW 8270C or EPA625  
 QLast Update : Thu Jan 31 13:10:40 2013  
 Response via : Initial Calibration  
 DataAcq Meth:ACQ\_BNA.M



8.1.18  
8

Quantitation Report (QT Reviewed)

Data File : C:\msdchem\1\DATA\Y130130\Y18812.D Vial: 7
Acq On : 30 Jan 2013 4:15 pm Operator: MAIT
Sample : C25941-19 Inst : Y
Misc : OP7411,EY883,30.00,,,1,1,S,pah Multiplr: 1.00
Quant Results File: EY880\_Terpineol.RES
Quant Time: Jan 31 13:15:42 2013

Quant Method : C:\msdchem\1\METHODS\EY880\_Terpineol.M
Quant Title : SVOC Method SW 8270C or EPA625
QLast Update : Thu Jan 31 13:10:40 2013
Response via : Initial Calibration
DataAcq Meth:ACQ\_BNA.M

Table with columns: Compound, R.T., QIon, Response, Conc, Units, Dev(Min). Rows include Internal Standards (1) 1,4-Dichlorobenzene-d4, 25) Naphthalene-d8, 43) Acenaphthene-d10, 73) Phenanthrene-d10, 84) Chrysenes-d12, 93) Perylene-d12 and System Monitoring Compounds (5) 2-Fluorophenol, 9) Phenol-d5, 23) Nitrobenzene-d5, 47) 2-Fluorobiphenyl, 74) 2,4,6-Tribromophenol, 86) p-Terphenyl-d14 with associated recovery percentages.

Target Compounds Qvalue

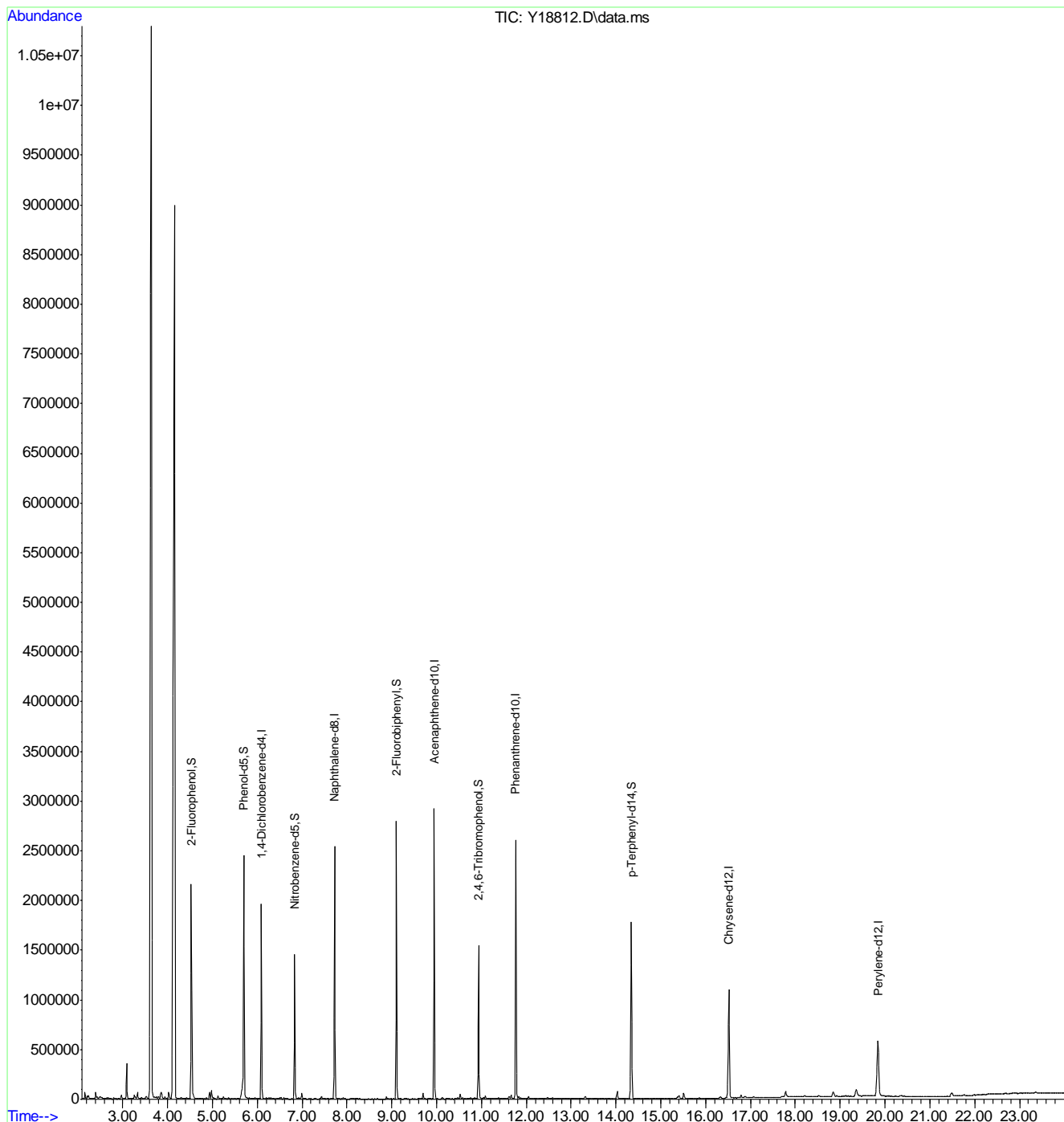
(#) = qualifier out of range (m) = manual integration (+) = signals summed

8.1.19 8

Quantitation Report (QT Reviewed)

Data File : C:\msdchem\1\DATA\Y130130\Y18812.D Vial: 7  
 Acq On : 30 Jan 2013 4:15 pm Operator: MAIT  
 Sample : C25941-19 Inst : Y  
 Misc : OP7411,EY883,30.00,,,1,1,S,pah Multiplr: 1.00  
 Quant Results File: EY880\_Terpineol.RES  
 Quant Time: Jan 31 13:15:42 2013

Quant Method : C:\msdchem\1\METHODS\EY880\_Terpineol.M  
 Quant Title : SVOC Method SW 8270C or EPA625  
 QLast Update : Thu Jan 31 13:10:40 2013  
 Response via : Initial Calibration  
 DataAcq Meth:ACQ\_BNA.M



8.1.19  
8

Quantitation Report (QT Reviewed)

Data File : C:\msdchem\1\DATA\Y130129\Y18783.D Vial: 14
Acq On : 30 Jan 2013 12:20 am Operator: MAIT
Sample : C25941-20 Inst : Y
Misc : OP7411,EY882,30.00,,,1,1,S Multiplr: 1.00
Quant Results File: EY880\_Terpineol.RES
Quant Time: Jan 30 15:16:18 2013

Quant Method : C:\msdchem\1\METHODS\EY880\_Terpineol.M
Quant Title : SVOC Method SW 8270C or EPA625
QLast Update : Wed Jan 30 15:01:21 2013
Response via : Initial Calibration
DataAcq Meth:ACQ\_BNA.M

Table with 7 columns: Compound, R.T., QIon, Response, Conc, Units, Dev(Min). Rows include Internal Standards (1) 1,4-Dichlorobenzene-d4, 25) Naphthalene-d8, 43) Acenaphthene-d10, 73) Phenanthrene-d10, 84) Chrysene-d12, 93) Perylene-d12 and System Monitoring Compounds (5) 2-Fluorophenol, 9) Phenol-d5, 23) Nitrobenzene-d5, 47) 2-Fluorobiphenyl, 74) 2,4,6-Tribromophenol, 86) p-Terphenyl-d14 with associated recovery percentages.

Target Compounds Qvalue

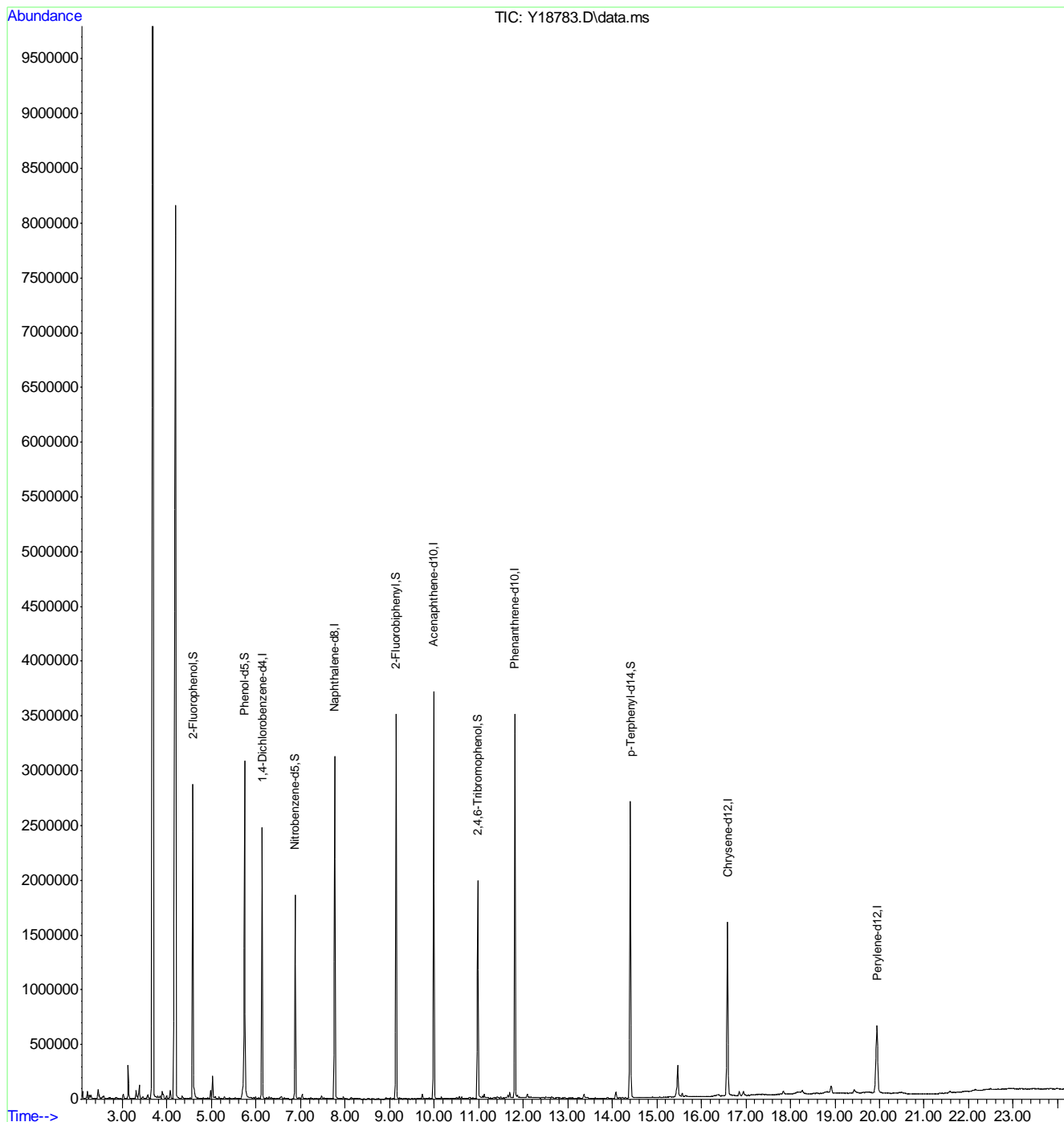
(#) = qualifier out of range (m) = manual integration (+) = signals summed

8.1.20 8

Quantitation Report (QT Reviewed)

Data File : C:\msdchem\1\DATA\Y130129\Y18783.D Vial: 14  
 Acq On : 30 Jan 2013 12:20 am Operator: MAIT  
 Sample : C25941-20 Inst : Y  
 Misc : OP7411,EY882,30.00,,,1,1,S Multiplr: 1.00  
 Quant Results File: EY880\_Terpineol.RES  
 Quant Time: Jan 30 15:16:18 2013

Quant Method : C:\msdchem\1\METHODS\EY880\_Terpineol.M  
 Quant Title : SVOC Method SW 8270C or EPA625  
 QLast Update : Wed Jan 30 15:01:21 2013  
 Response via : Initial Calibration  
 DataAcq Meth:ACQ\_BNA.M



8.1.20  
8



Quantitation Report (QT Reviewed)

Data File : C:\msdchem\1\DATA\Y130129\Y18763.D Vial: 6  
 Acq On : 29 Jan 2013 1:55 pm Operator: MAIT  
 Sample : OP7407-MB Inst : Y  
 Misc : OP7407,EY882,30.00,,,1,1,S Multiplr: 1.00  
 Quant Results File: EY880\_Terpineol.RES  
 Quant Time: Jan 29 16:54:38 2013

Quant Method : C:\msdchem\1\METHODS\EY880\_Terpineol.M  
 Quant Title : SVOC Method SW 8270C or EPA625  
 QLast Update : Tue Jan 29 16:49:53 2013  
 Response via : Initial Calibration  
 DataAcq Meth:ACQ\_BNA.M


Compound	R.T.	QIon	Response	Conc	Units	Dev(Min)
Internal Standards						
1) 1,4-Dichlorobenzene-d4	6.136	152	381657	40.00	ppm	# 0.00
25) Naphthalene-d8	7.767	136	1431585	40.00	ppm	# 0.00
43) Acenaphthene-d10	9.987	164	882480	40.00	ppm	#-0.01
73) Phenanthrene-d10	11.811	188	1402658	40.00	ppm	# 0.00
84) Chrysene-d12	16.582	240	851222	40.00	ppm	#-0.02
93) Perylene-d12	19.935	264	507490	40.00	ppm	-0.02
System Monitoring Compounds						
5) 2-Fluorophenol	4.574	112	597877	44.05	ppm	0.01
Spiked Amount	75.000	Range 10 - 100	Recovery =	58.73%		
9) Phenol-d5	5.735	99	951529	51.74	ppm	-0.01
Spiked Amount	75.000	Range 7 - 100	Recovery =	68.99%		
23) Nitrobenzene-d5	6.874	82	492481	27.82	ppm	-0.01
Spiked Amount	50.000	Range 25 - 100	Recovery =	55.64%		
47) 2-Fluorobiphenyl	9.142	172	857291	27.81	ppm	-0.01
Spiked Amount	50.000	Range 20 - 100	Recovery =	55.62%		
74) 2,4,6-Tribromophenol	10.976	330	115778	49.69	ppm	-0.01
Spiked Amount	75.000	Range 25 - 115	Recovery =	66.25%		
86) p-Terphenyl-d14	14.399	244	1332044	62.94	ppm	-0.01
Spiked Amount	50.000	Range 35 - 130	Recovery =	125.88%		
Target Compounds						
66) Diethyl phthalate	10.559	149	39092	1.26	ppm	Qvalue 95

(#) = qualifier out of range (m) = manual integration (+) = signals summed

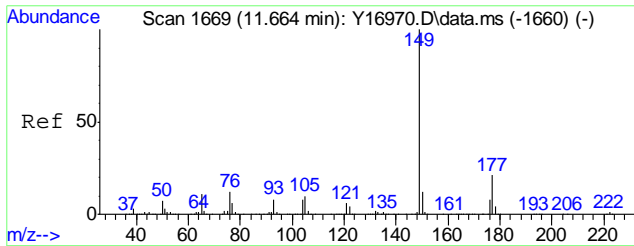
Quantitation Report (QT Reviewed)

Data File : C:\msdchem\1\DATA\Y130129\Y18763.D Vial: 6  
 Acq On : 29 Jan 2013 1:55 pm Operator: MAIT  
 Sample : OP7407-MB Inst : Y  
 Misc : OP7407,EY882,30.00,,,1,1,S Multiplr: 1.00  
 Quant Results File: EY880\_Terpineol.RES  
 Quant Time: Jan 29 16:54:38 2013

Quant Method : C:\msdchem\1\METHODS\EY880\_Terpineol.M  
 Quant Title : SVOC Method SW 8270C or EPA625  
 QLast Update : Tue Jan 29 16:49:53 2013  
 Response via : Initial Calibration  
 DataAcq Meth:ACQ\_BNA.M

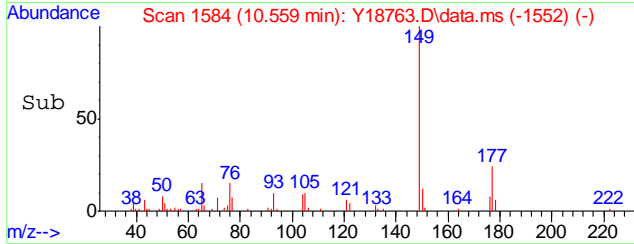
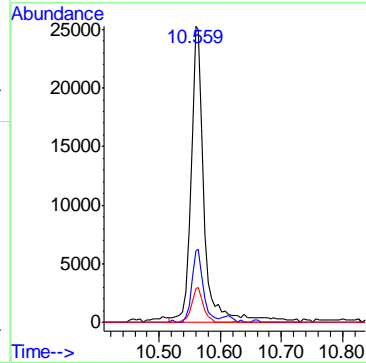
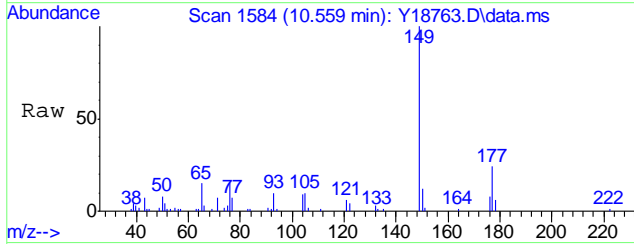


8.2.1  
8



#66  
 Diethyl phthalate  
 Concen: 1.26 ppm  
 RT: 10.559 min Scan# 1584  
 Delta R.T. -0.027 min  
 Lab File: Y18763.D  
 Acq: 29 Jan 2013 1:55 pm

Tgt Ion	Resp	Lower	Upper
149	39092		
177	21.6	13.4	25.0
150	10.6	8.6	16.0



8.2.1  
8

Quantitation Report (QT Reviewed)

Data File : C:\msdchem\1\DATA\Y130129\Y18766.D Vial: 9  
 Acq On : 29 Jan 2013 3:33 pm Operator: MAIT  
 Sample : OP7411-MB Inst : Y  
 Misc : OP7411,EY882,30.00,,,1,1,S Multiplr: 1.00  
 Quant Results File: EY880\_Terpineol.RES  
 Quant Time: Jan 29 16:58:00 2013

Quant Method : C:\msdchem\1\METHODS\EY880\_Terpineol.M  
 Quant Title : SVOC Method SW 8270C or EPA625  
 QLast Update : Tue Jan 29 16:49:53 2013  
 Response via : Initial Calibration  
 DataAcq Meth:ACQ\_BNA.M

Compound	R.T.	QIon	Response	Conc	Units	Dev(Min)
Internal Standards						
1) 1,4-Dichlorobenzene-d4	6.136	152	397887	40.00	ppm	# 0.00
25) Naphthalene-d8	7.762	136	1501241	40.00	ppm	#-0.01
43) Acenaphthene-d10	9.987	164	932145	40.00	ppm	#-0.01
73) Phenanthrene-d10	11.811	188	1519556	40.00	ppm	# 0.00
84) Chrysene-d12	16.587	240	1076984	40.00	ppm	#-0.01
93) Perylene-d12	19.935	264	692159	40.00	ppm	-0.02
System Monitoring Compounds						
5) 2-Fluorophenol	4.579	112	882811	62.38	ppm	0.02
Spiked Amount	75.000	Range 10 - 100	Recovery =	83.17%		
9) Phenol-d5	5.735	99	1276702	66.58	ppm	-0.01
Spiked Amount	75.000	Range 7 - 100	Recovery =	88.77%		
23) Nitrobenzene-d5	6.874	82	755390	40.93	ppm	-0.01
Spiked Amount	50.000	Range 25 - 100	Recovery =	81.86%		
47) 2-Fluorobiphenyl	9.142	172	1348413	41.42	ppm	-0.01
Spiked Amount	50.000	Range 20 - 100	Recovery =	82.84%		
74) 2,4,6-Tribromophenol	10.976	330	178546	70.74	ppm	-0.01
Spiked Amount	75.000	Range 25 - 115	Recovery =	94.32%		
86) p-Terphenyl-d14	14.405	244	1511607	56.46	ppm	0.00
Spiked Amount	50.000	Range 35 - 130	Recovery =	112.92%		

Target Compounds Qvalue

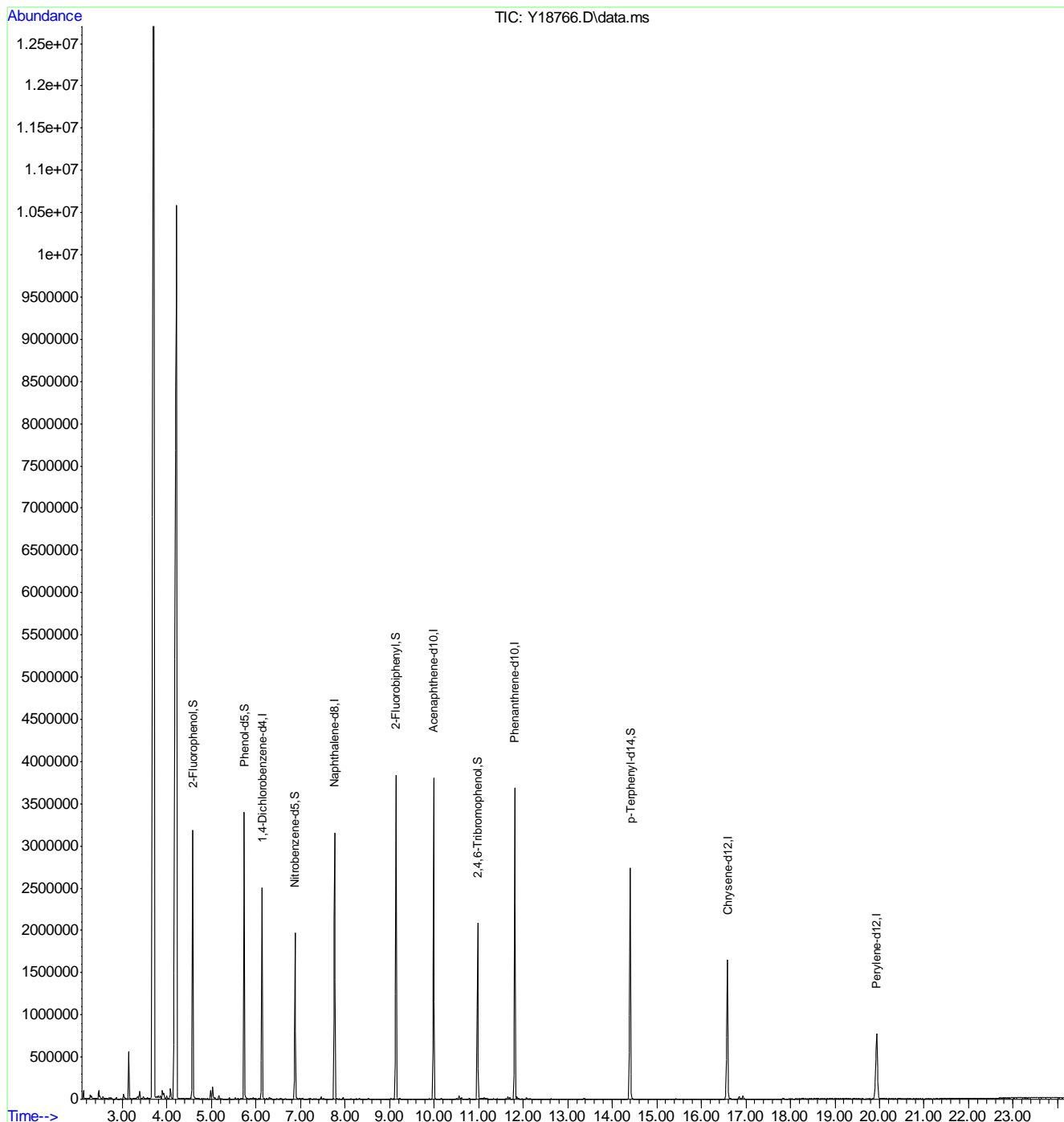
(#) = qualifier out of range (m) = manual integration (+) = signals summed

8.22  
8

Quantitation Report (QT Reviewed)

Data File : C:\msdchem\1\DATA\Y130129\Y18766.D Vial: 9  
 Acq On : 29 Jan 2013 3:33 pm Operator: MAIT  
 Sample : OP7411-MB Inst : Y  
 Misc : OP7411,EY882,30.00,,,1,1,S Multiplr: 1.00  
 Quant Results File: EY880\_Terpineol.RES  
 Quant Time: Jan 29 16:58:00 2013

Quant Method : C:\msdchem\1\METHODS\EY880\_Terpineol.M  
 Quant Title : SVOC Method SW 8270C or EPA625  
 QLast Update : Tue Jan 29 16:49:53 2013  
 Response via : Initial Calibration  
 DataAcq Meth:ACQ\_BNA.M



8.2.2  
8

## GC Semi-volatiles

---

### QC Data Summaries

---

Includes the following where applicable:

- Method Blank Summaries
- Blank Spike Summaries
- Matrix Spike and Duplicate Summaries

**Method Blank Summary**

**Job Number:** C25941  
**Account:** EQUOCAMS EquoLogic  
**Project:** T10000003424-San Lorenzo, CA

Sample	File ID	DF	Analyzed	By	Prep Date	Prep Batch	Analytical Batch
OP7406-MB	GG40958.D	1	01/29/13	LB	01/28/13	OP7406	GGG1084

The QC reported here applies to the following samples:

Method: SW846 8015B M

C25941-1, C25941-2, C25941-3, C25941-4, C25941-5, C25941-6, C25941-7, C25941-8, C25941-9, C25941-10, C25941-11, C25941-12, C25941-13, C25941-14, C25941-15, C25941-16, C25941-17, C25941-18, C25941-19, C25941-20

CAS No.	Compound	Result	RL	MDL	Units	Q
	TPH (Diesel)	ND	10	5.0	mg/kg	
	TPH (Motor Oil)	ND	20	10	mg/kg	

CAS No.	Surrogate Recoveries	Limits
630-01-3	Hexacosane	79% 37-122%

# Blank Spike/Blank Spike Duplicate Summary

**Job Number:** C25941  
**Account:** EQUOCAMS EquoLogic  
**Project:** T10000003424-San Lorenzo, CA

Sample	File ID	DF	Analyzed	By	Prep Date	Prep Batch	Analytical Batch
OP7406-BS	GG40960.D	1	01/29/13	LB	01/28/13	OP7406	GGG1084
OP7406-BSD	GG40961.D	1	01/29/13	LB	01/28/13	OP7406	GGG1084

**The QC reported here applies to the following samples:** **Method:** SW846 8015B M

C25941-1, C25941-2, C25941-3, C25941-4, C25941-5, C25941-6, C25941-7, C25941-8, C25941-9, C25941-10, C25941-11, C25941-12, C25941-13, C25941-14, C25941-15, C25941-16, C25941-17, C25941-18, C25941-19, C25941-20

CAS No.	Compound	Spike mg/kg	BSP mg/kg	BSP %	BSD mg/kg	BSD %	RPD	Limits Rec/RPD
	TPH (Diesel)	100	81.9	82	78.1	78	5	38-102/28
	TPH (Motor Oil)	100	89.1	89	86.2	86	3	42-111/26

CAS No.	Surrogate Recoveries	BSP	BSD	Limits
630-01-3	Hexacosane	89%	83%	37-122%

9.2.1  
9

\* = Outside of Control Limits.



# Matrix Spike/Matrix Spike Duplicate Summary

**Job Number:** C25941  
**Account:** EQUOCAMS EquoLogic  
**Project:** T10000003424-San Lorenzo, CA

Sample	File ID	DF	Analyzed	By	Prep Date	Prep Batch	Analytical Batch
OP7406-MS	GG40976.D	1	01/29/13	LB	01/28/13	OP7406	GGG1084
OP7406-MSD	GG40977.D	1	01/29/13	LB	01/28/13	OP7406	GGG1084
C25941-20	GG40988.D	1	01/29/13	LB	01/28/13	OP7406	GGG1084

The QC reported here applies to the following samples:

Method: SW846 8015B M

C25941-1, C25941-2, C25941-3, C25941-4, C25941-5, C25941-6, C25941-7, C25941-8, C25941-9, C25941-10, C25941-11, C25941-12, C25941-13, C25941-14, C25941-15, C25941-16, C25941-17, C25941-18, C25941-19, C25941-20

CAS No.	Compound	C25941-20 mg/kg	Spike Q	mg/kg	MS mg/kg	MS %	MSD mg/kg	MSD %	RPD	Limits Rec/RPD
	TPH (Diesel)	ND	99.5	56.3	57	54.4	55	3	38-102/28	
	TPH (Motor Oil)	ND	99.5	71.9	72	66.0	67	9	42-111/26	

CAS No.	Surrogate Recoveries	MS	MSD	C25941-20	Limits
630-01-3	Hexacosane	61%	60%	59%	37-122%

9.3.1  
9

\* = Outside of Control Limits.

GC Semi-volatiles

---

Raw Data

---

Quantitation Report (QT Reviewed)

Data File : C:\HPCHEM\D#2\DATA\GGG1084\GG40968.D Vial: 14  
 Acq On : 1-29-13 1:02:39 PM Operator: LAURAB  
 Sample : C25941-1 Inst : Diesel #2  
 Misc : OP7406,GGG1084,10.10,,,1,1,S Multiplr: 1.00  
 IntFile : autoint1.e  
 Quant Time: Jan 30 10:56 2013 Quant Results File: GGG1081.RES

Quant Method : C:\HPCHEM\D#2\METHODS\GGG1081.M (Chemstation Integrator)  
 Title : DRO calibration: Back column  
 Last Update : Fri Jan 25 11:26:09 2013  
 Response via : Initial Calibration  
 DataAcq Meth : ACQ\_GG1.M

Volume Inj. : 1.0 uL  
 Signal Phase : HP-5  
 Signal Info : 0.32 mm

Compound	R.T.	Response	Conc Units
System Monitoring Compounds			
1) S,M Hexacosane	9.92	57776443	68.342 ppm
Spiked Amount 100.000		Recovery =	68.34%
Target Compounds			
2) H,M TPH (C10-C28)	6.00	35950485	37.543 ppm
3) H TPH (>C28-C40)	12.00	87049126	148.562 ppm
4) H TPH (Mineral Spirits)	0.00	0	N.D. ppm
5) H TPH (Kerosene)	0.00	0	N.D. ppm
6) H,M TPH (Diesel)	0.00	0	N.D. ppm
7) H TPH (Motor Oil)	12.00	111799740	191.544 ppm

10.1.1  
10

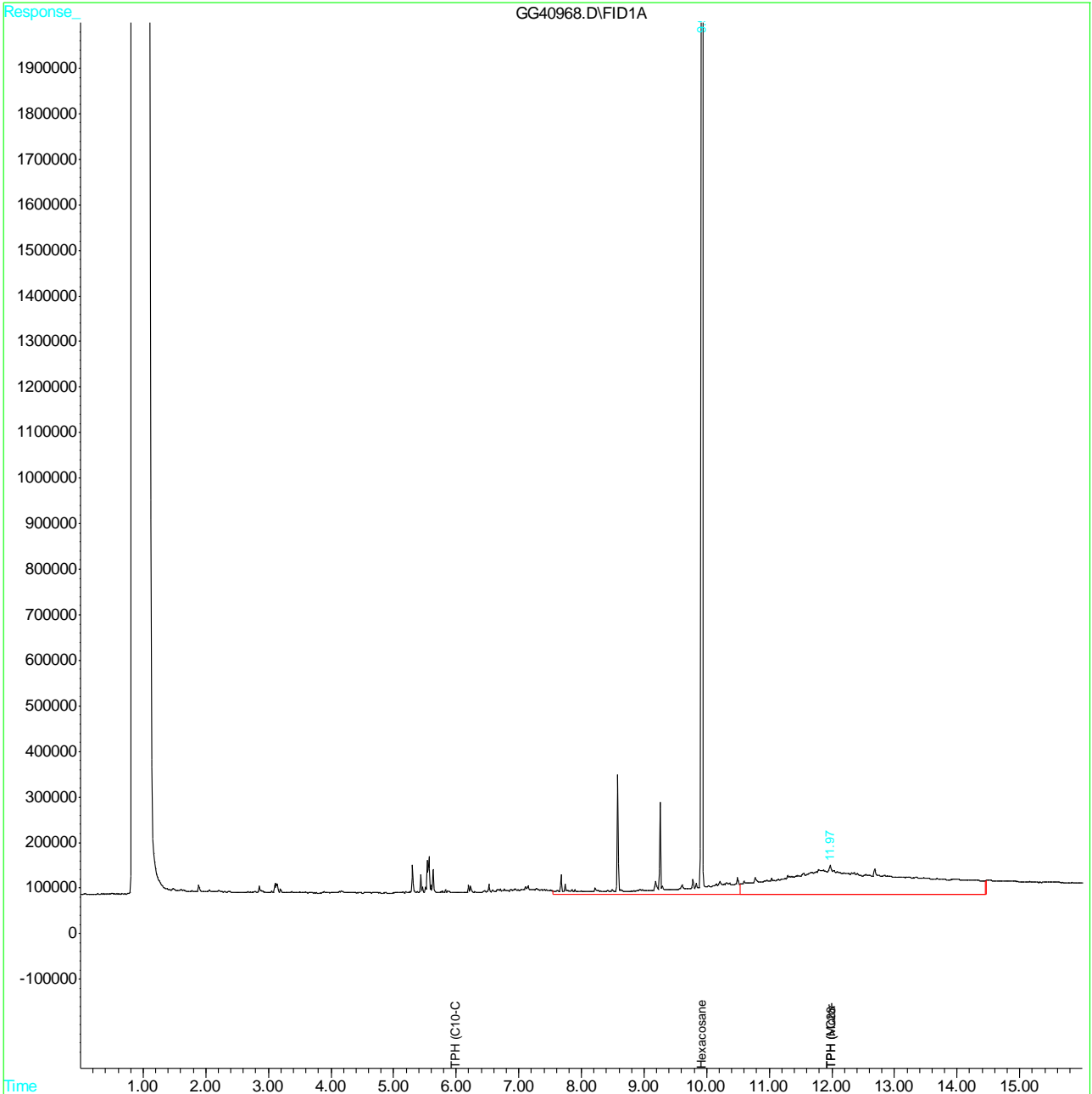
(f)=RT Delta > 1/2 Window (m)=manual int.  
 GG40968.D GGG1081.M Wed Jan 30 10:56:27 2013

Quantitation Report (QT Reviewed)

Data File : C:\HPCHEM\D#2\DATA\GGG1084\GG40968.D Vial: 14  
Acq On : 1-29-13 1:02:39 PM Operator: LAURAB  
Sample : C25941-1 Inst : Diesel #2  
Misc : OP7406,GGG1084,10.10,,,1,1,S Multiplr: 1.00  
IntFile : autoint1.e  
Quant Time: Jan 30 10:56 2013 Quant Results File: GGG1081.RES

Quant Method : C:\HPCHEM\D#2\METHODS\GGG1081.M (Chemstation Integrator)  
Title : DRO calibration: Back column  
Last Update : Fri Jan 25 11:26:09 2013  
Response via : Multiple Level Calibration  
DataAcq Meth : ACQ\_GG1.M

Volume Inj. : 1.0 uL  
Signal Phase : HP-5  
Signal Info : 0.32 mm



10.1.1  
10

Manual Integrations  
**APPROVED**  
 (compounds with "m" flag)  
**Mai Tran**  
**01/30/13 17:27**

Quantitation Report (QT Reviewed)

Data File : C:\HPCHEM\D#2\DATA\GGG1084\GG40969.D Vial: 15  
 Acq On : 1-29-13 1:24:37 PM Operator: LAURAB  
 Sample : C25941-2 Inst : Diesel #2  
 Misc : OP7406,GGG1084,10.09,,,1,1,S Multiplr: 1.00  
 IntFile : autoint1.e  
 Quant Time: Jan 30 11:10 2013 Quant Results File: GGG1081.RES

Quant Method : C:\HPCHEM\D#2\METHODS\GGG1081.M (Chemstation Integrator)  
 Title : DRO calibration: Back column  
 Last Update : Fri Jan 25 11:26:09 2013  
 Response via : Initial Calibration  
 DataAcq Meth : ACQ\_GG1.M

Volume Inj. : 1.0 uL  
 Signal Phase : HP-5  
 Signal Info : 0.32 mm

Compound	R.T.	Response	Conc	Units
<b>System Monitoring Compounds</b>				
1) S,M Hexacosane	9.92	58346214	69.016	ppm m
Spiked Amount	100.000	Recovery	=	69.02%
<b>Target Compounds</b>				
2) H,M TPH (C10-C28)	6.00	20208393	21.104	ppm
3) H TPH (>C28-C40)	12.00	28658933	48.911	ppm
4) H TPH (Mineral Spirits)	0.00	0	N.D.	ppm
5) H TPH (Kerosene)	0.00	0	N.D.	ppm
6) H,M TPH (Diesel)	6.00	20208393	21.073	ppm
7) H TPH (Motor Oil)	12.00	28658933	49.101	ppm

10.12 10

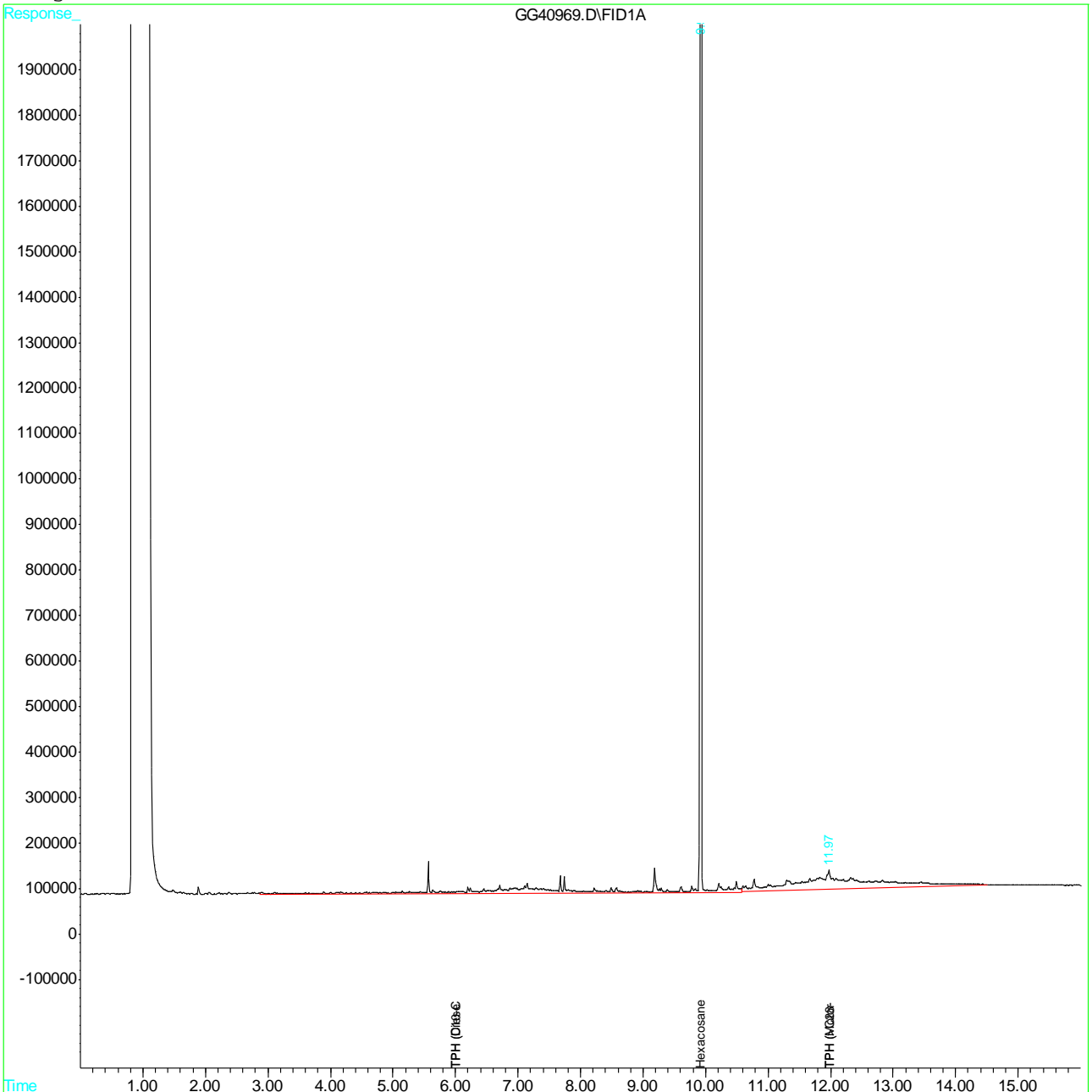
(f)=RT Delta > 1/2 Window (m)=manual int.  
 GG40969.D GGG1081.M Wed Jan 30 11:10:26 2013

Quantitation Report (QT Reviewed)

Data File : C:\HPCHEM\D#2\DATA\GGG1084\GG40969.D Vial: 15  
 Acq On : 1-29-13 1:24:37 PM Operator: LAURAB  
 Sample : C25941-2 Inst : Diesel #2  
 Misc : OP7406,GGG1084,10.09,,,1,1,S Multiplr: 1.00  
 IntFile : autoint1.e  
 Quant Time: Jan 30 11:10 2013 Quant Results File: GGG1081.RES

Quant Method : C:\HPCHEM\D#2\METHODS\GGG1081.M (Chemstation Integrator)  
 Title : DRO calibration: Back column  
 Last Update : Fri Jan 25 11:26:09 2013  
 Response via : Multiple Level Calibration  
 DataAcq Meth : ACQ\_GG1.M

Volume Inj. : 1.0 uL  
 Signal Phase : HP-5  
 Signal Info : 0.32 mm



10.1.2  
10

Quantitation Report (QT Reviewed)

Data File : C:\HPCHEM\D#2\DATA\GGG1084\GG40970.D Vial: 16  
 Acq On : 1-29-13 1:46:33 PM Operator: LAURAB  
 Sample : C25941-3 Inst : Diesel #2  
 Misc : OP7406,GGG1084,10.12,,,1,1,S Multiplr: 1.00  
 IntFile : autoint1.e  
 Quant Time: Jan 30 11:11 2013 Quant Results File: GGG1081.RES

Quant Method : C:\HPCHEM\D#2\METHODS\GGG1081.M (Chemstation Integrator)  
 Title : DRO calibration: Back column  
 Last Update : Fri Jan 25 11:26:09 2013  
 Response via : Initial Calibration  
 DataAcq Meth : ACQ\_GG1.M

Volume Inj. : 1.0 uL  
 Signal Phase : HP-5  
 Signal Info : 0.32 mm

Compound	R.T.	Response	Conc Units
System Monitoring Compounds			
1) S,M Hexacosane	9.92	64785433	76.632 ppm
Spiked Amount 100.000		Recovery =	76.63%
Target Compounds			
2) H,M TPH (C10-C28)	6.00	15307464	15.986 ppm
3) H TPH (>C28-C40)	12.00	27285706	46.567 ppm
4) H TPH (Mineral Spirits)	0.00	0	N.D. ppm
5) H TPH (Kerosene)	0.00	0	N.D. ppm
6) H,M TPH (Diesel)	6.00	15307464	15.963 ppm
7) H TPH (Motor Oil)	12.00	27285706	46.748 ppm

10.1.3 10

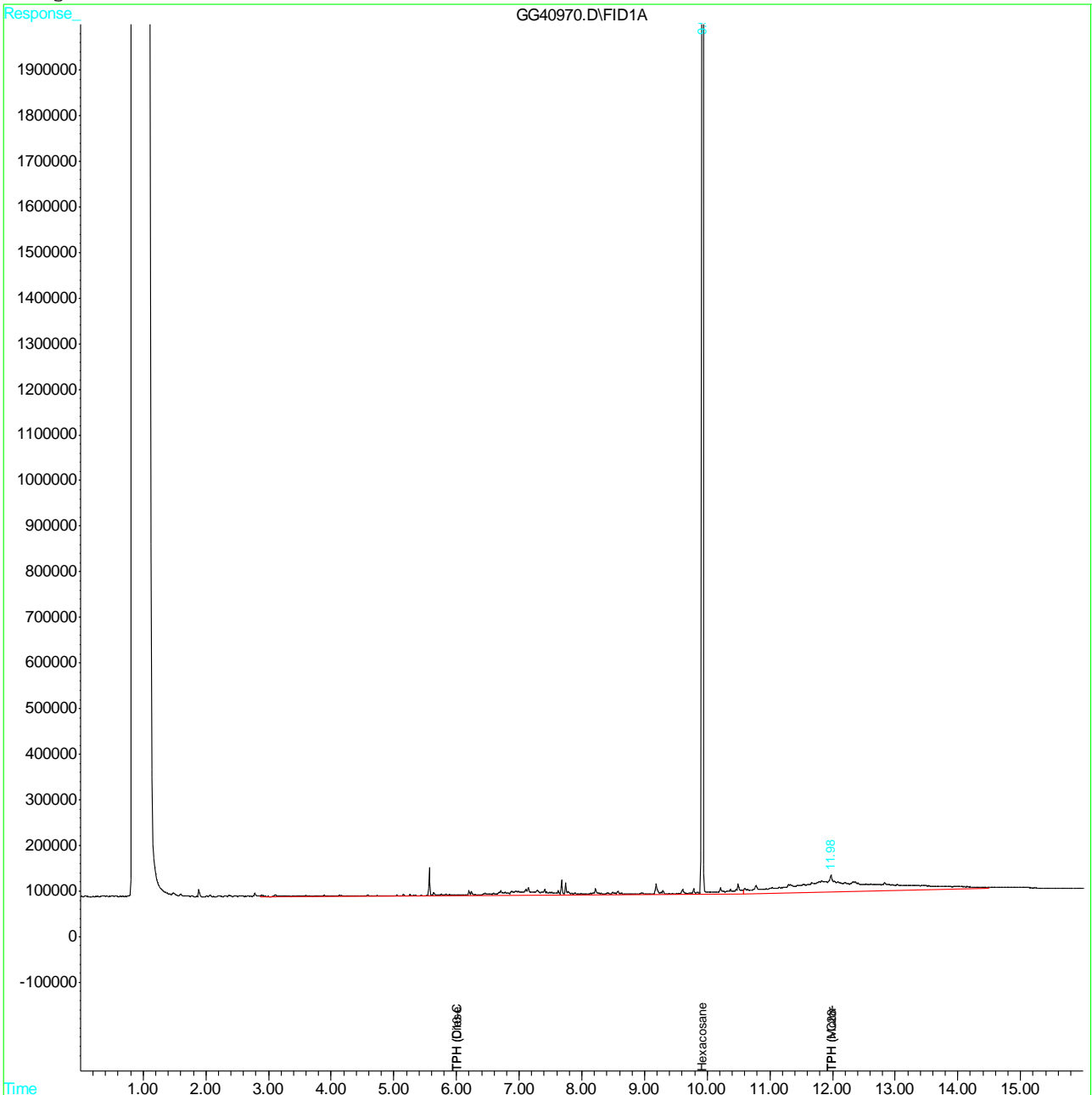
(f)=RT Delta > 1/2 Window (m)=manual int.  
 GG40970.D GGG1081.M Wed Jan 30 11:11:12 2013

Quantitation Report (QT Reviewed)

Data File : C:\HPCHEM\D#2\DATA\GGG1084\GG40970.D Vial: 16  
 Acq On : 1-29-13 1:46:33 PM Operator: LAURAB  
 Sample : C25941-3 Inst : Diesel #2  
 Misc : OP7406,GGG1084,10.12,,,1,1,S Multiplr: 1.00  
 IntFile : autoint1.e  
 Quant Time: Jan 30 11:11 2013 Quant Results File: GGG1081.RES

Quant Method : C:\HPCHEM\D#2\METHODS\GGG1081.M (Chemstation Integrator)  
 Title : DRO calibration: Back column  
 Last Update : Fri Jan 25 11:26:09 2013  
 Response via : Multiple Level Calibration  
 DataAcq Meth : ACQ\_GG1.M

Volume Inj. : 1.0 uL  
 Signal Phase : HP-5  
 Signal Info : 0.32 mm



10.1.3  
10



Quantitation Report (QT Reviewed)

Data File : C:\HPCHEM\D#2\DATA\GGG1084\GG40971.D Vial: 17  
 Acq On : 1-29-13 2:08:20 PM Operator: LAURAB  
 Sample : C25941-4 Inst : Diesel #2  
 Misc : OP7406,GGG1084,10.08,,,1,1,S Multiplr: 1.00  
 IntFile : autoint1.e  
 Quant Time: Jan 30 11:11 2013 Quant Results File: GGG1081.RES

Quant Method : C:\HPCHEM\D#2\METHODS\GGG1081.M (Chemstation Integrator)  
 Title : DRO calibration: Back column  
 Last Update : Fri Jan 25 11:26:09 2013  
 Response via : Initial Calibration  
 DataAcq Meth : ACQ\_GG1.M

Volume Inj. : 1.0 uL  
 Signal Phase : HP-5  
 Signal Info : 0.32 mm

Compound	R.T.	Response	Conc Units
System Monitoring Compounds			
1) S,M Hexacosane	9.92	59407531	70.271 ppm
Spiked Amount 100.000		Recovery =	70.27%
Target Compounds			
2) H,M TPH (C10-C28)	6.00	83985431	87.706 ppm
3) H TPH (>C28-C40)	12.00	16351993	27.907 ppm
4) H TPH (Mineral Spirits)	0.00	0	N.D. ppm
5) H TPH (Kerosene)	0.00	0	N.D. ppm
6) H,M TPH (Diesel)	6.00	83985431	87.580 ppm
7) H TPH (Motor Oil)	12.00	16351993	28.016 ppm

10.14 10

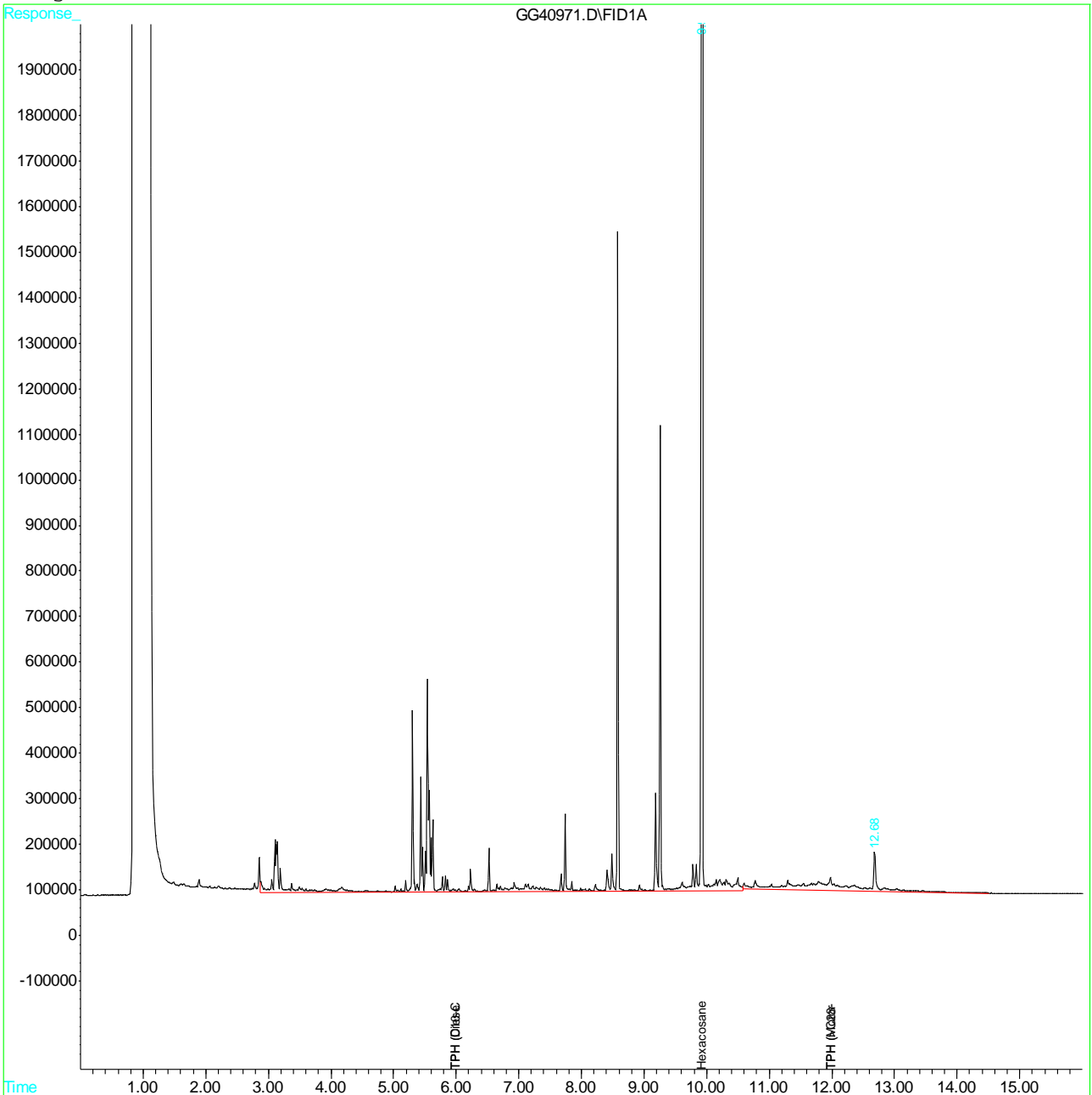
(f)=RT Delta > 1/2 Window (m)=manual int.  
 GG40971.D GGG1081.M Wed Jan 30 11:11:55 2013

Quantitation Report (QT Reviewed)

Data File : C:\HPCHEM\D#2\DATA\GGG1084\GG40971.D Vial: 17  
 Acq On : 1-29-13 2:08:20 PM Operator: LAURAB  
 Sample : C25941-4 Inst : Diesel #2  
 Misc : OP7406,GGG1084,10.08,,,1,1,S Multiplr: 1.00  
 IntFile : autoint1.e  
 Quant Time: Jan 30 11:11 2013 Quant Results File: GGG1081.RES

Quant Method : C:\HPCHEM\D#2\METHODS\GGG1081.M (Chemstation Integrator)  
 Title : DRO calibration: Back column  
 Last Update : Fri Jan 25 11:26:09 2013  
 Response via : Multiple Level Calibration  
 DataAcq Meth : ACQ\_GG1.M

Volume Inj. : 1.0 uL  
 Signal Phase : HP-5  
 Signal Info : 0.32 mm



10.1.4  
10

Quantitation Report (QT Reviewed)

Data File : C:\HPCHEM\D#2\DATA\GGG1084\GG40966.D Vial: 13  
 Acq On : 1-29-13 12:17:44 PM Operator: LAURAB  
 Sample : C25941-5 Inst : Diesel #2  
 Misc : OP7406,GGG1084,10.03,,,1,10,S Multiplr: 1.00  
 IntFile : autoint1.e  
 Quant Time: Jan 29 12:38 2013 Quant Results File: GGG1081.RES

Quant Method : C:\HPCHEM\D#2\METHODS\GGG1081.M (Chemstation Integrator)  
 Title : DRO calibration: Back column  
 Last Update : Fri Jan 25 11:26:09 2013  
 Response via : Initial Calibration  
 DataAcq Meth : ACQ\_GG1.M

Volume Inj. : 1.0 uL  
 Signal Phase : HP-5  
 Signal Info : 0.32 mm

Compound	R.T.	Response	Conc Units
System Monitoring Compounds			
1) S,M Hexacosane	9.92	6265887	7.412 ppm
Spiked Amount 100.000		Recovery =	7.41%
Target Compounds			
2) H,M TPH (C10-C28)	6.00	49308090	51.493 ppm
3) H TPH (>C28-C40)	12.00	174154551	297.221 ppm
4) H TPH (Mineral Spirits)	0.00	0	N.D. ppm
5) H TPH (Kerosene)	0.00	0	N.D. ppm
6) H,M TPH (Diesel)	0.00	0	N.D. ppm
7) H TPH (Motor Oil)	12.00	219518045	376.096 ppm

10.1.5 10

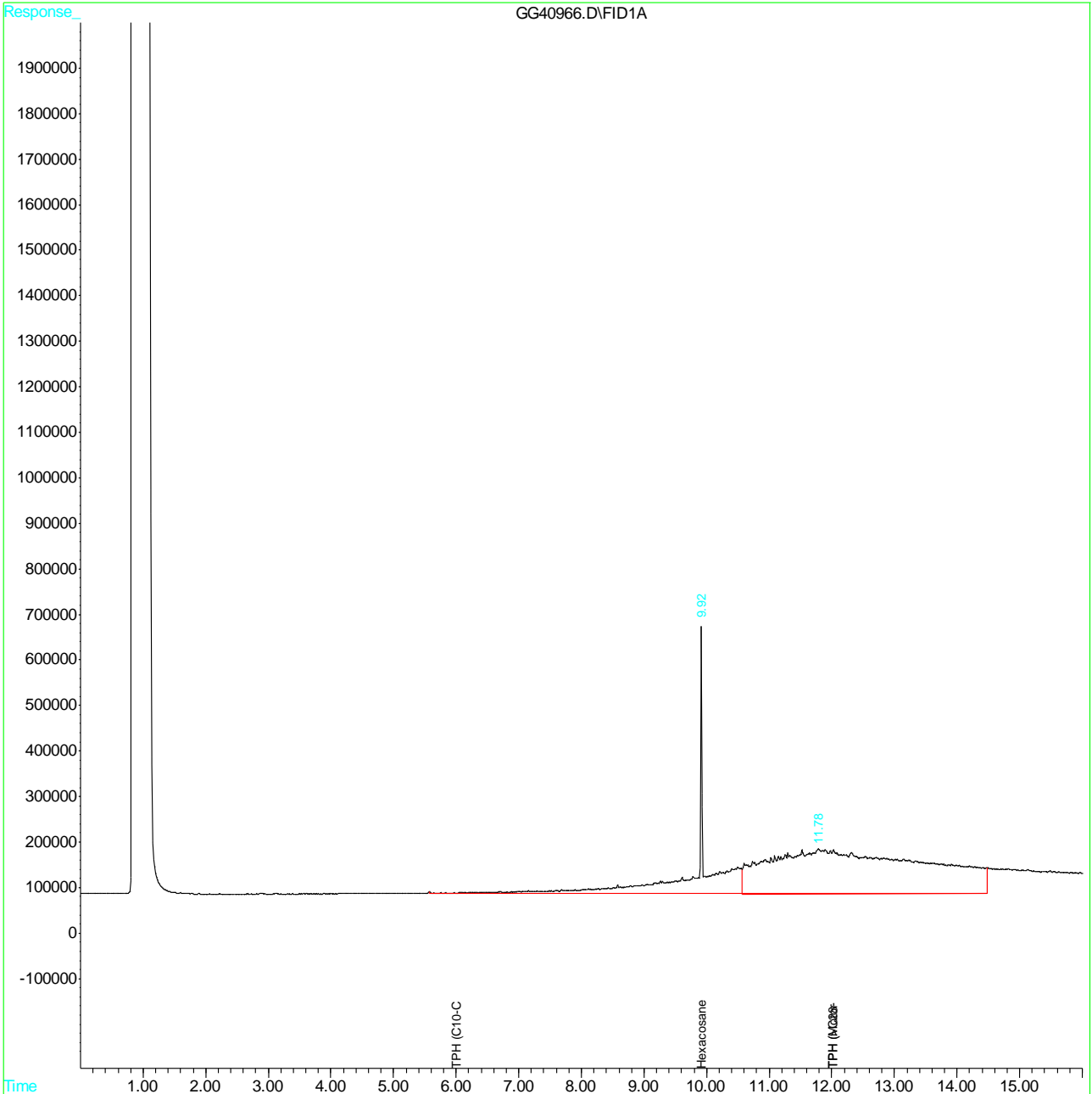
(f)=RT Delta > 1/2 Window (m)=manual int.  
 GG40966.D GGG1081.M Tue Jan 29 12:39:00 2013

Quantitation Report (QT Reviewed)

Data File : C:\HPCHEM\D#2\DATA\GGG1084\GG40966.D Vial: 13  
 Acq On : 1-29-13 12:17:44 PM Operator: LAURAB  
 Sample : C25941-5 Inst : Diesel #2  
 Misc : OP7406,GGG1084,10.03,,,1,10,S Multiplr: 1.00  
 IntFile : autoint1.e  
 Quant Time: Jan 29 12:38 2013 Quant Results File: GGG1081.RES

Quant Method : C:\HPCHEM\D#2\METHODS\GGG1081.M (Chemstation Integrator)  
 Title : DRO calibration: Back column  
 Last Update : Fri Jan 25 11:26:09 2013  
 Response via : Multiple Level Calibration  
 DataAcq Meth : ACQ\_GG1.M

Volume Inj. : 1.0 uL  
 Signal Phase : HP-5  
 Signal Info : 0.32 mm



10.1.5  
10

Manual Integrations  
**APPROVED**  
 (compounds with "m" flag)  
**Mai Tran**  
**01/30/13 17:27**

Quantitation Report (QT Reviewed)

Data File : C:\HPCHEM\D#2\DATA\GGG1084\GG40972.D Vial: 18  
 Acq On : 1-29-13 2:30:18 PM Operator: LAURAB  
 Sample : C25941-6 Inst : Diesel #2  
 Misc : OP7406,GGG1084,10.00,,,1,1,S Multiplr: 1.00  
 IntFile : autoint1.e  
 Quant Time: Jan 30 11:12 2013 Quant Results File: GGG1081.RES

Quant Method : C:\HPCHEM\D#2\METHODS\GGG1081.M (Chemstation Integrator)  
 Title : DRO calibration: Back column  
 Last Update : Fri Jan 25 11:26:09 2013  
 Response via : Initial Calibration  
 DataAcq Meth : ACQ\_GG1.M

Volume Inj. : 1.0 uL  
 Signal Phase : HP-5  
 Signal Info : 0.32 mm

Compound	R.T.	Response	Conc	Units
<b>System Monitoring Compounds</b>				
1) S,M Hexacosane	9.92	54405232	64.354	ppm m
Spiked Amount	100.000	Recovery	=	64.35%
<b>Target Compounds</b>				
2) H,M TPH (C10-C28)	6.00	17015367	17.769	ppm
3) H TPH (>C28-C40)	12.00	19327930	32.986	ppm
4) H TPH (Mineral Spirits)	0.00	0	N.D.	ppm
5) H TPH (Kerosene)	0.00	0	N.D.	ppm
6) H,M TPH (Diesel)	6.00	17015367	17.744	ppm
7) H TPH (Motor Oil)	12.00	19327930	33.114	ppm

10.16 10

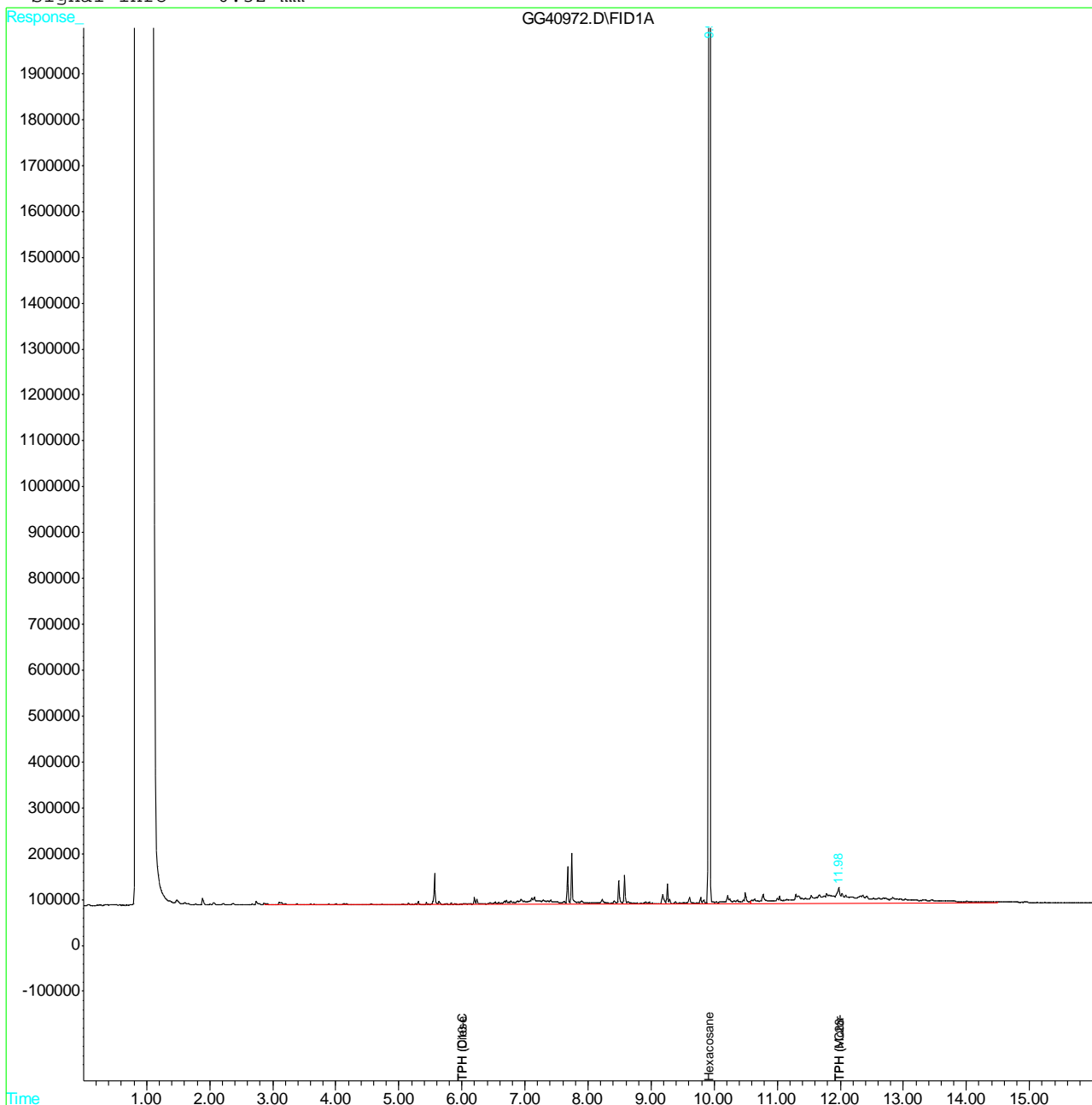
(f)=RT Delta > 1/2 Window (m)=manual int.  
 GG40972.D GGG1081.M Wed Jan 30 11:12:37 2013

Quantitation Report (QT Reviewed)

Data File : C:\HPCHEM\D#2\DATA\GGG1084\GG40972.D Vial: 18  
 Acq On : 1-29-13 2:30:18 PM Operator: LAURAB  
 Sample : C25941-6 Inst : Diesel #2  
 Misc : OP7406,GGG1084,10.00,,,1,1,S Multiplr: 1.00  
 IntFile : autoint1.e  
 Quant Time: Jan 30 11:12 2013 Quant Results File: GGG1081.RES

Quant Method : C:\HPCHEM\D#2\METHODS\GGG1081.M (Chemstation Integrator)  
 Title : DRO calibration: Back column  
 Last Update : Fri Jan 25 11:26:09 2013  
 Response via : Multiple Level Calibration  
 DataAcq Meth : ACQ\_GG1.M

Volume Inj. : 1.0 uL  
 Signal Phase : HP-5  
 Signal Info : 0.32 mm



10.1.6  
10

Mai Tran  
01/30/13 17:27

## Quantitation Report (QT Reviewed)

Data File : C:\HPCHEM\D#2\DATA\GGG1084\GG40973.D Vial: 19  
 Acq On : 1-29-13 2:52:16 PM Operator: LAURAB  
 Sample : C25941-7 Inst : Diesel #2  
 Misc : OP7406,GGG1084,10.02,,,1,1,S Multiplr: 1.00  
 IntFile : autoint1.e  
 Quant Time: Jan 30 11:13 2013 Quant Results File: GGG1081.RES

Quant Method : C:\HPCHEM\D#2\METHODS\GGG1081.M (Chemstation Integrator)  
 Title : DRO calibration: Back column  
 Last Update : Fri Jan 25 11:26:09 2013  
 Response via : Initial Calibration  
 DataAcq Meth : ACQ\_GG1.M

Volume Inj. : 1.0 uL  
 Signal Phase : HP-5  
 Signal Info : 0.32 mm

Compound	R.T.	Response	Conc	Units
System Monitoring Compounds				
1) S,M Hexacosane	9.92	51963117	61.465	ppm m
Spiked Amount	100.000	Recovery	=	61.47%
Target Compounds				
2) H,M TPH (C10-C28)	6.00	14518730	15.162	ppm
3) H TPH (>C28-C40)	12.00	27662758	47.211	ppm
4) H TPH (Mineral Spirits)	0.00	0	N.D.	ppm
5) H TPH (Kerosene)	0.00	0	N.D.	ppm
6) H,M TPH (Diesel)	6.00	14518730	15.140	ppm
7) H TPH (Motor Oil)	12.00	27662758	47.394	ppm

10.17  
10

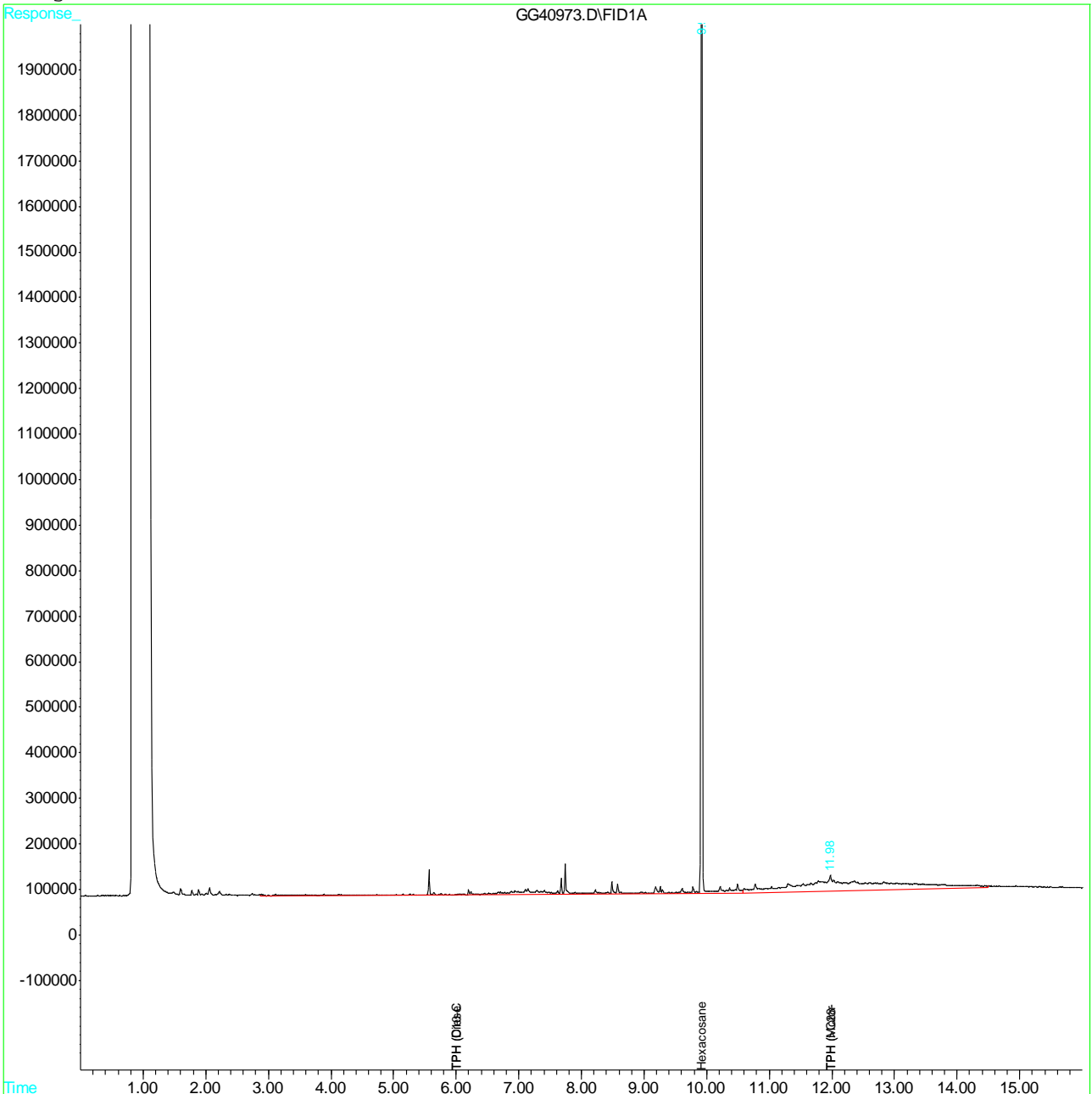
(f)=RT Delta > 1/2 Window (m)=manual int.  
 GG40973.D GGG1081.M Wed Jan 30 11:13:24 2013

Quantitation Report (QT Reviewed)

Data File : C:\HPCHEM\D#2\DATA\GGG1084\GG40973.D Vial: 19  
 Acq On : 1-29-13 2:52:16 PM Operator: LAURAB  
 Sample : C25941-7 Inst : Diesel #2  
 Misc : OP7406,GGG1084,10.02,,,1,1,S Multiplr: 1.00  
 IntFile : autoint1.e  
 Quant Time: Jan 30 11:13 2013 Quant Results File: GGG1081.RES

Quant Method : C:\HPCHEM\D#2\METHODS\GGG1081.M (Chemstation Integrator)  
 Title : DRO calibration: Back column  
 Last Update : Fri Jan 25 11:26:09 2013  
 Response via : Multiple Level Calibration  
 DataAcq Meth : ACQ\_GG1.M

Volume Inj. : 1.0 uL  
 Signal Phase : HP-5  
 Signal Info : 0.32 mm



10.1.7  
10



Mai Tran  
01/30/13 17:28

## Quantitation Report (QT Reviewed)

Data File : C:\HPCHEM\D#2\DATA\GGG1084\GG40974.D Vial: 20  
 Acq On : 1-29-13 3:14:05 PM Operator: LAURAB  
 Sample : C25941-8 Inst : Diesel #2  
 Misc : OP7406,GGG1084,10.10,,,1,1,S Multiplr: 1.00  
 IntFile : autoint1.e  
 Quant Time: Jan 30 11:14 2013 Quant Results File: GGG1081.RES

Quant Method : C:\HPCHEM\D#2\METHODS\GGG1081.M (Chemstation Integrator)  
 Title : DRO calibration: Back column  
 Last Update : Fri Jan 25 11:26:09 2013  
 Response via : Initial Calibration  
 DataAcq Meth : ACQ\_GG1.M

Volume Inj. : 1.0 uL  
 Signal Phase : HP-5  
 Signal Info : 0.32 mm

Compound	R.T.	Response	Conc	Units
System Monitoring Compounds				
1) S,M Hexacosane	9.92	53449170	63.223	ppm m
Spiked Amount	100.000	Recovery	=	63.22%
Target Compounds				
2) H,M TPH (C10-C28)	6.00	16274200	16.995	ppm
3) H TPH (>C28-C40)	12.00	25211167	43.027	ppm
4) H TPH (Mineral Spirits)	0.00	0	N.D.	ppm
5) H TPH (Kerosene)	0.00	0	N.D.	ppm
6) H,M TPH (Diesel)	6.00	16274200	16.971	ppm
7) H TPH (Motor Oil)	12.00	25211167	43.194	ppm

10.18  
10

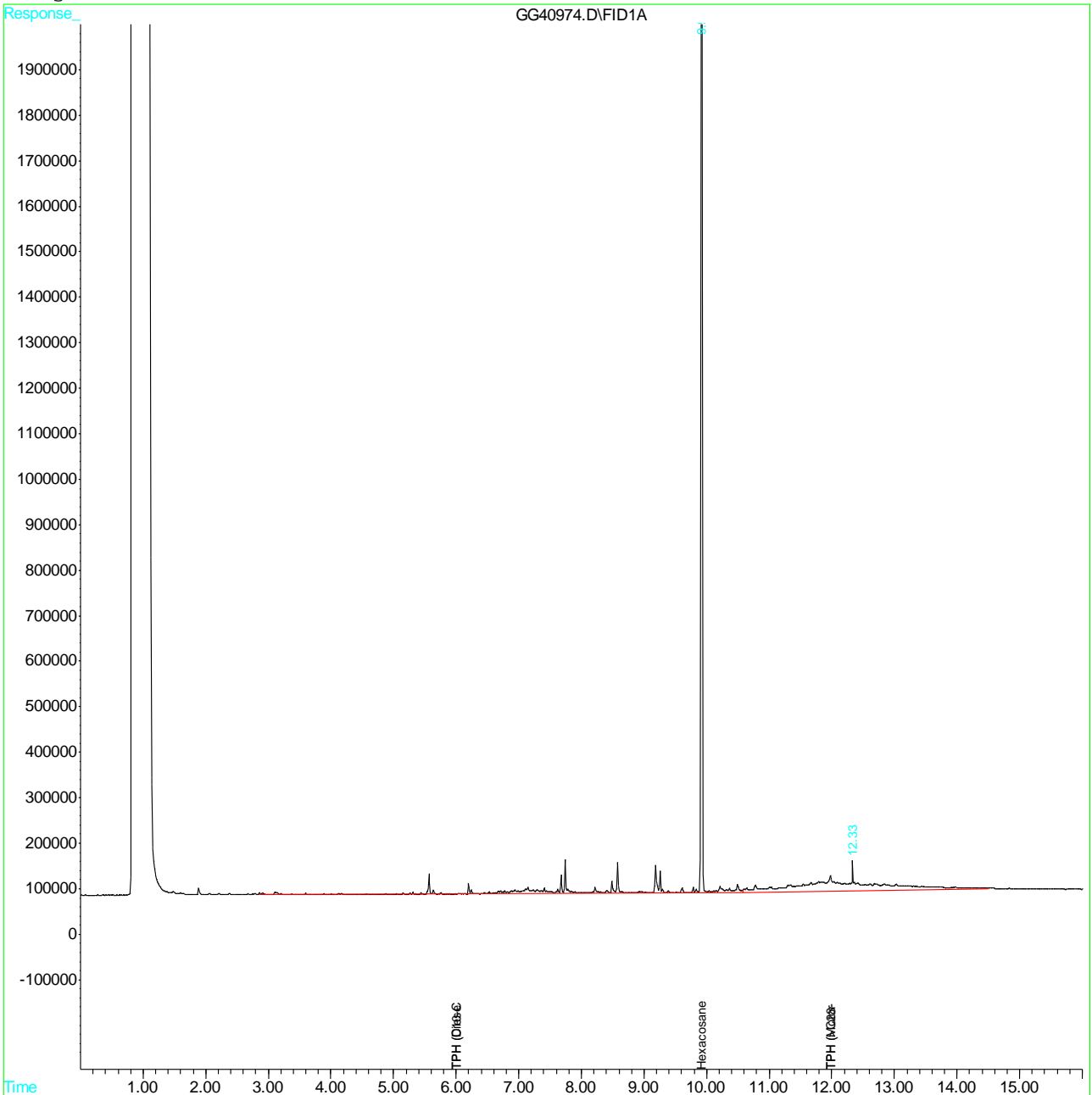
(f)=RT Delta > 1/2 Window (m)=manual int.  
 GG40974.D GGG1081.M Wed Jan 30 11:14:23 2013

Quantitation Report (QT Reviewed)

Data File : C:\HPCHEM\D#2\DATA\GGG1084\GG40974.D Vial: 20  
 Acq On : 1-29-13 3:14:05 PM Operator: LAURAB  
 Sample : C25941-8 Inst : Diesel #2  
 Misc : OP7406,GGG1084,10.10,,,1,1,S Multiplr: 1.00  
 IntFile : autoint1.e  
 Quant Time: Jan 30 11:14 2013 Quant Results File: GGG1081.RES

Quant Method : C:\HPCHEM\D#2\METHODS\GGG1081.M (Chemstation Integrator)  
 Title : DRO calibration: Back column  
 Last Update : Fri Jan 25 11:26:09 2013  
 Response via : Multiple Level Calibration  
 DataAcq Meth : ACQ\_GG1.M

Volume Inj. : 1.0 uL  
 Signal Phase : HP-5  
 Signal Info : 0.32 mm



10.18  
10

Quantitation Report (QT Reviewed)

Data File : C:\HPCHEM\D#2\DATA\GGG1084\GG40975.D Vial: 21  
 Acq On : 1-29-13 3:35:57 PM Operator: LAURAB  
 Sample : C25941-9 Inst : Diesel #2  
 Misc : OP7406,GGG1084,10.03,,,1,3,S Multiplr: 1.00  
 IntFile : autoint1.e  
 Quant Time: Jan 30 11:28 2013 Quant Results File: GGG1081.RES

Quant Method : C:\HPCHEM\D#2\METHODS\GGG1081.M (Chemstation Integrator)  
 Title : DRO calibration: Back column  
 Last Update : Fri Jan 25 11:26:09 2013  
 Response via : Initial Calibration  
 DataAcq Meth : ACQ\_GG1.M

Volume Inj. : 1.0 uL  
 Signal Phase : HP-5  
 Signal Info : 0.32 mm

Compound	R.T.	Response	Conc Units
System Monitoring Compounds			
1) S,M Hexacosane	9.92	19757042	23.370 ppm
Spiked Amount 100.000		Recovery =	23.37%
Target Compounds			
2) H,M TPH (C10-C28)	6.00	278931384	291.289 ppm
3) H TPH (>C28-C40)	12.00	315847302	539.041 ppm
4) H TPH (Mineral Spirits)	0.00	0	N.D. ppm
5) H TPH (Kerosene)	0.00	0	N.D. ppm
6) H,M TPH (Diesel)	6.00	223423507	232.985 ppm
7) H TPH (Motor Oil)	12.00	356495888	610.777 ppm

10.19 10

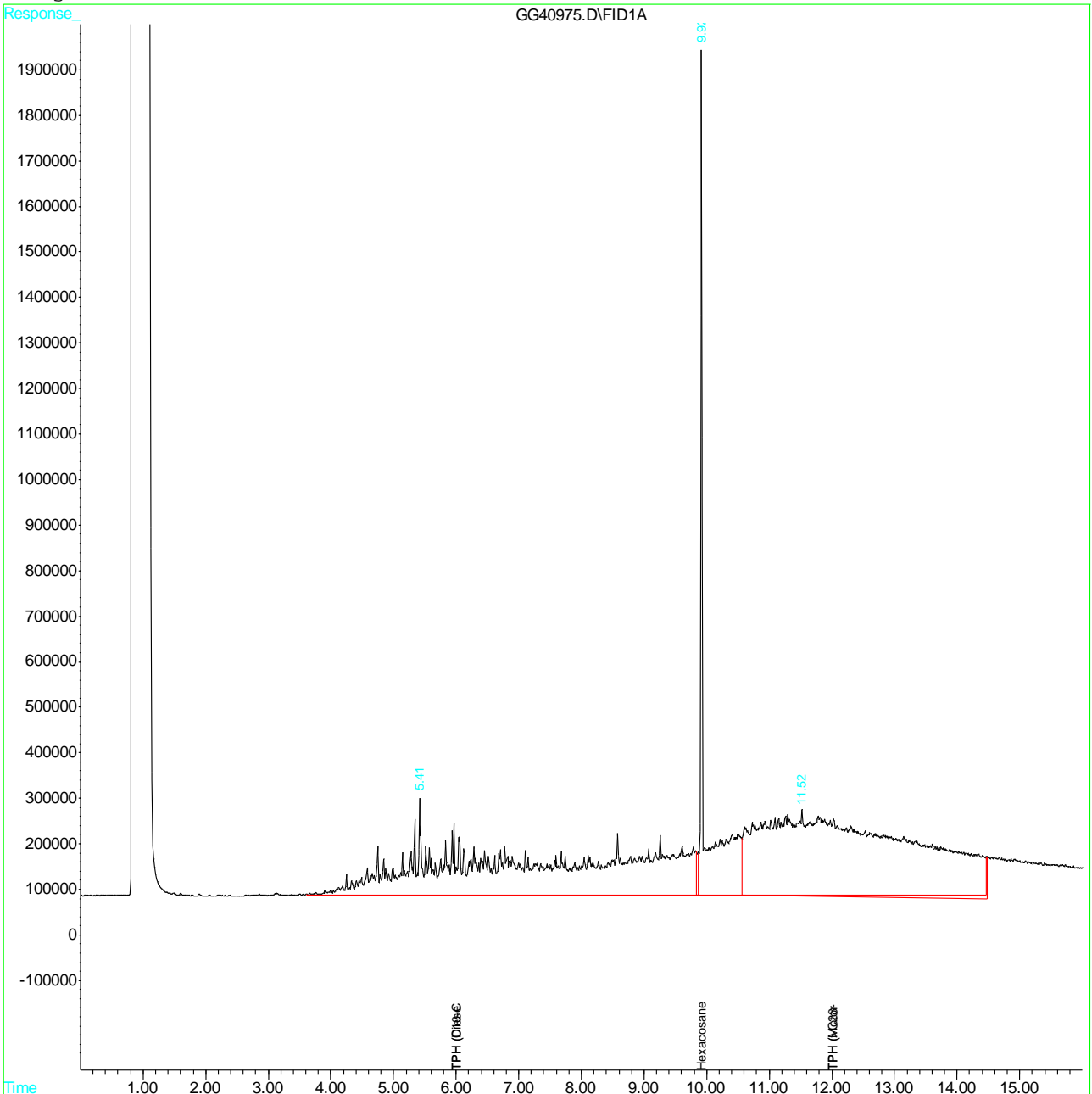
(f)=RT Delta > 1/2 Window (m)=manual int.  
 GG40975.D GGG1081.M Wed Jan 30 11:28:45 2013

Quantitation Report (QT Reviewed)

Data File : C:\HPCHEM\D#2\DATA\GGG1084\GG40975.D Vial: 21  
Acq On : 1-29-13 3:35:57 PM Operator: LAURAB  
Sample : C25941-9 Inst : Diesel #2  
Misc : OP7406,GGG1084,10.03,,,1,3,S Multiplr: 1.00  
IntFile : autoint1.e  
Quant Time: Jan 30 11:28 2013 Quant Results File: GGG1081.RES

Quant Method : C:\HPCHEM\D#2\METHODS\GGG1081.M (Chemstation Integrator)  
Title : DRO calibration: Back column  
Last Update : Fri Jan 25 11:26:09 2013  
Response via : Multiple Level Calibration  
DataAcq Meth : ACQ\_GG1.M

Volume Inj. : 1.0 uL  
Signal Phase : HP-5  
Signal Info : 0.32 mm



10.1.9  
10

Quantitation Report (QT Reviewed)

Data File : C:\HPCHEM\D#2\DATA\GGG1084\GG40979.D Vial: 24  
 Acq On : 1-29-13 5:03:28 PM Operator: LAURAB  
 Sample : C25941-10 Inst : Diesel #2  
 Misc : OP7406,GGG1084,10.09,,,1,1,S Multiplr: 1.00  
 IntFile : autoint1.e  
 Quant Time: Jan 30 11:37 2013 Quant Results File: GGG1081.RES

Quant Method : C:\HPCHEM\D#2\METHODS\GGG1081.M (Chemstation Integrator)  
 Title : DRO calibration: Back column  
 Last Update : Fri Jan 25 11:26:09 2013  
 Response via : Initial Calibration  
 DataAcq Meth : ACQ\_GG1.M

Volume Inj. : 1.0 uL  
 Signal Phase : HP-5  
 Signal Info : 0.32 mm

Compound	R.T.	Response	Conc Units
System Monitoring Compounds			
1) S,M Hexacosane	9.92	68027291	80.467 ppm
Spiked Amount	100.000	Recovery	= 80.47%
Target Compounds			
2) H,M TPH (C10-C28)	6.00	86564776	90.400 ppm
3) H TPH (>C28-C40)	12.00	250900818	428.200 ppm
4) H TPH (Mineral Spirits)	0.00	0	N.D. ppm
5) H TPH (Kerosene)	0.00	0	N.D. ppm
6) H,M TPH (Diesel)	0.00	0	N.D. ppm
7) H TPH (Motor Oil)	12.00	327257804	560.684 ppm

10.1.10 10

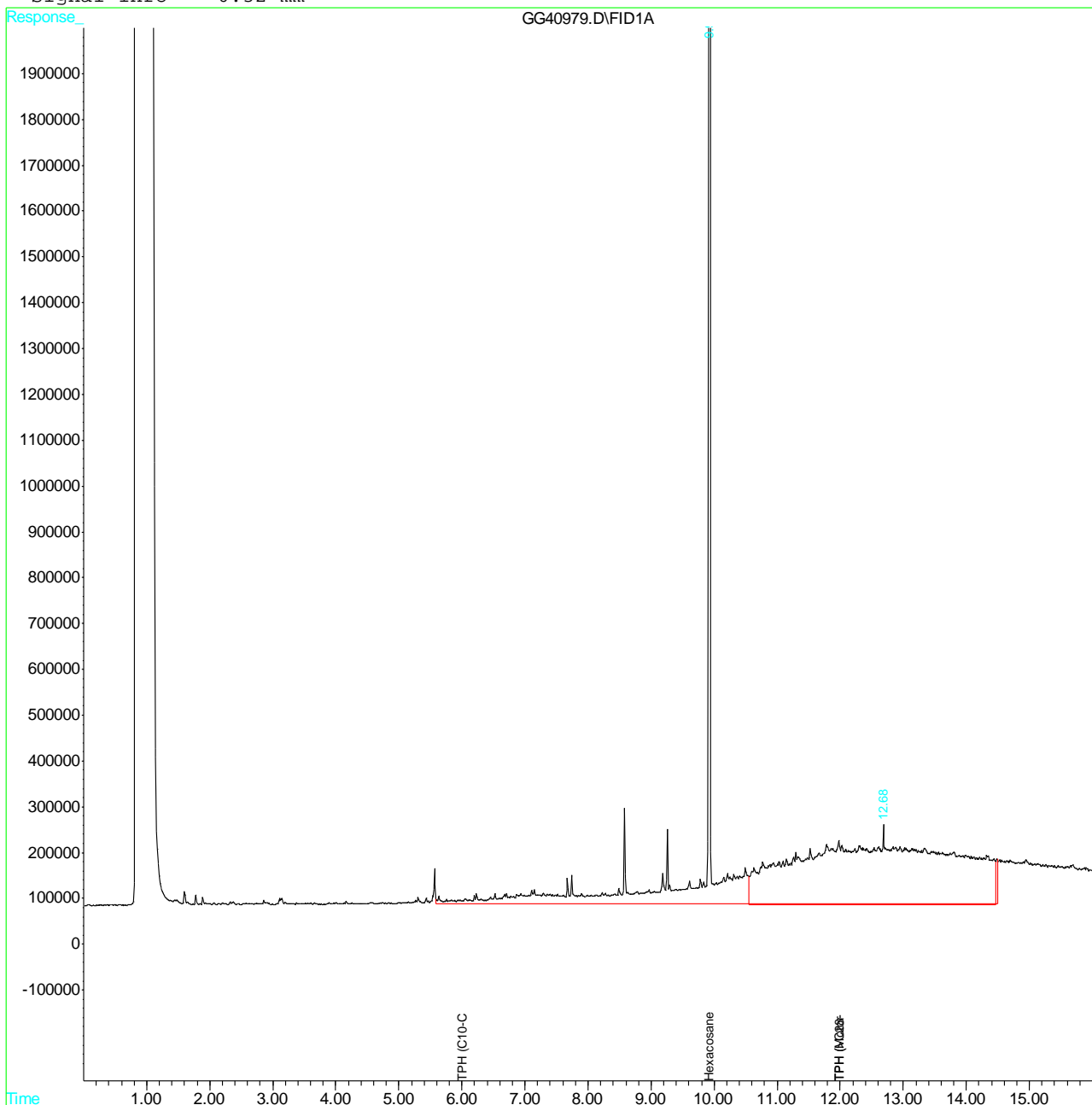
(f)=RT Delta > 1/2 Window (m)=manual int.  
 GG40979.D GGG1081.M Wed Jan 30 11:37:17 2013

Quantitation Report (QT Reviewed)

Data File : C:\HPCHEM\D#2\DATA\GGG1084\GG40979.D Vial: 24  
 Acq On : 1-29-13 5:03:28 PM Operator: LAURAB  
 Sample : C25941-10 Inst : Diesel #2  
 Misc : OP7406,GGG1084,10.09,,,1,1,S Multiplr: 1.00  
 IntFile : autoint1.e  
 Quant Time: Jan 30 11:37 2013 Quant Results File: GGG1081.RES

Quant Method : C:\HPCHEM\D#2\METHODS\GGG1081.M (Chemstation Integrator)  
 Title : DRO calibration: Back column  
 Last Update : Fri Jan 25 11:26:09 2013  
 Response via : Multiple Level Calibration  
 DataAcq Meth : ACQ\_GG1.M

Volume Inj. : 1.0 uL  
 Signal Phase : HP-5  
 Signal Info : 0.32 mm



10.1.10 10

Quantitation Report (QT Reviewed)

Data File : C:\HPCHEM\D#2\DATA\GGG1084\GG40980.D Vial: 25  
 Acq On : 1-29-13 5:25:24 PM Operator: LAURAB  
 Sample : C25941-11 Inst : Diesel #2  
 Misc : OP7406,GGG1084,10.01,,,1,1,S Multiplr: 1.00  
 IntFile : autoint1.e  
 Quant Time: Jan 30 11:40 2013 Quant Results File: GGG1081.RES

Quant Method : C:\HPCHEM\D#2\METHODS\GGG1081.M (Chemstation Integrator)  
 Title : DRO calibration: Back column  
 Last Update : Fri Jan 25 11:26:09 2013  
 Response via : Initial Calibration  
 DataAcq Meth : ACQ\_GG1.M

Volume Inj. : 1.0 uL  
 Signal Phase : HP-5  
 Signal Info : 0.32 mm

Compound	R.T.	Response	Conc Units
System Monitoring Compounds			
1) S,M Hexacosane	9.92	64351813	76.119 ppm
Spiked Amount 100.000		Recovery =	76.12%
Target Compounds			
2) H,M TPH (C10-C28)	6.00	34229540	35.746 ppm
3) H TPH (>C28-C40)	12.00	145600242	248.489 ppm
4) H TPH (Mineral Spirits)	0.00	0	N.D. ppm
5) H TPH (Kerosene)	0.00	0	N.D. ppm
6) H,M TPH (Diesel)	0.00	0	N.D. ppm
7) H TPH (Motor Oil)	12.00	176581548	302.533 ppm

10.1.11 10

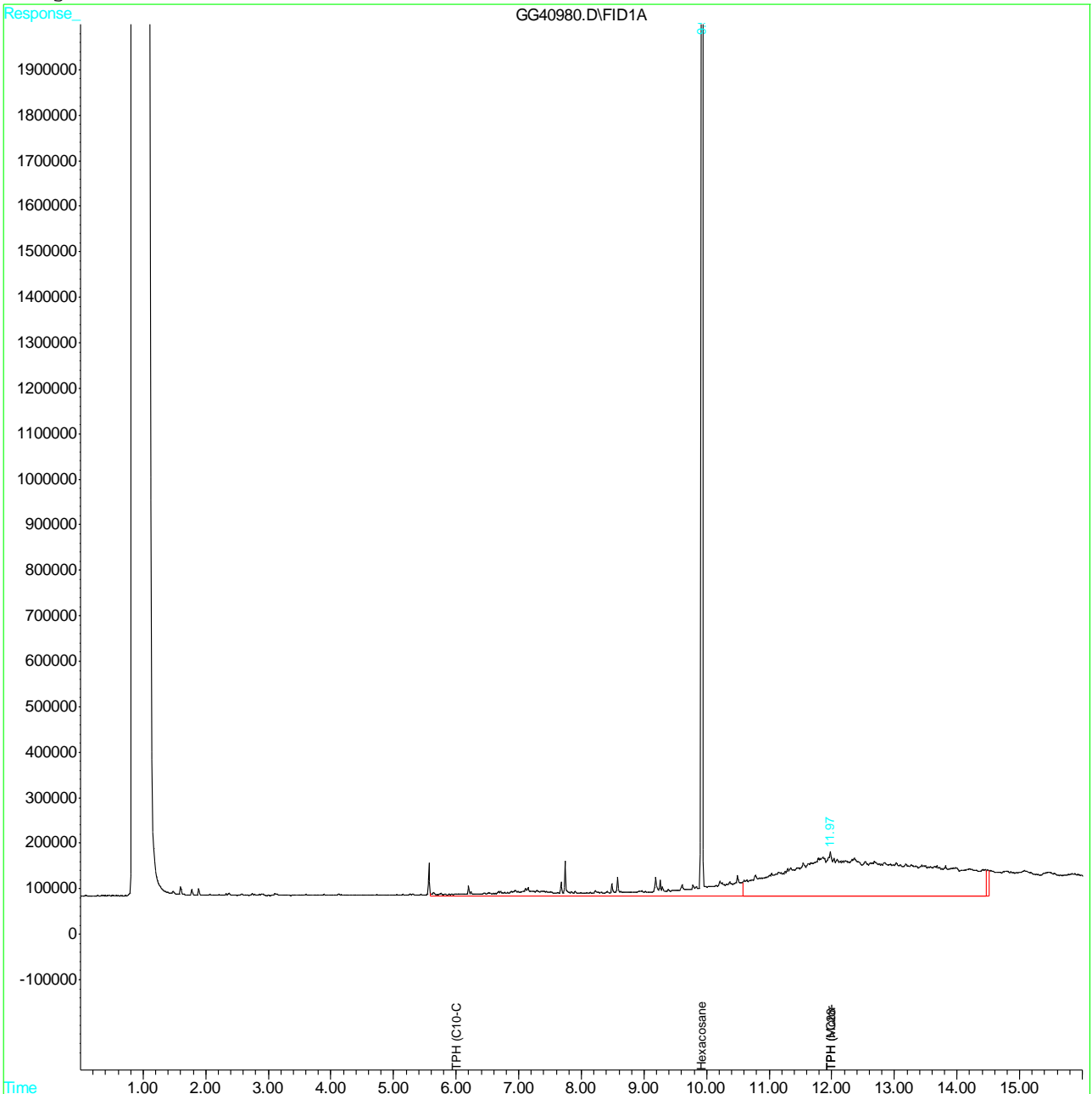
(f)=RT Delta > 1/2 Window (m)=manual int.  
 GG40980.D GGG1081.M Wed Jan 30 11:41:03 2013

Quantitation Report (QT Reviewed)

Data File : C:\HPCHEM\D#2\DATA\GGG1084\GG40980.D Vial: 25  
 Acq On : 1-29-13 5:25:24 PM Operator: LAURAB  
 Sample : C25941-11 Inst : Diesel #2  
 Misc : OP7406,GGG1084,10.01,,,1,1,S Multiplr: 1.00  
 IntFile : autoint1.e  
 Quant Time: Jan 30 11:40 2013 Quant Results File: GGG1081.RES

Quant Method : C:\HPCHEM\D#2\METHODS\GGG1081.M (Chemstation Integrator)  
 Title : DRO calibration: Back column  
 Last Update : Fri Jan 25 11:26:09 2013  
 Response via : Multiple Level Calibration  
 DataAcq Meth : ACQ\_GG1.M

Volume Inj. : 1.0 uL  
 Signal Phase : HP-5  
 Signal Info : 0.32 mm



10.1.11  
10



Quantitation Report (QT Reviewed)

Data File : C:\HPCHEM\D#2\DATA\GGG1084\GG40981.D Vial: 26  
 Acq On : 1-29-13 5:47:19 PM Operator: LAURAB  
 Sample : C25941-12 Inst : Diesel #2  
 Misc : OP7406,GGG1084,10.09,,,1,1,S Multiplr: 1.00  
 IntFile : autoint1.e  
 Quant Time: Jan 30 11:47 2013 Quant Results File: GGG1081.RES

Quant Method : C:\HPCHEM\D#2\METHODS\GGG1081.M (Chemstation Integrator)  
 Title : DRO calibration: Back column  
 Last Update : Fri Jan 25 11:26:09 2013  
 Response via : Initial Calibration  
 DataAcq Meth : ACQ\_GG1.M

Volume Inj. : 1.0 uL  
 Signal Phase : HP-5  
 Signal Info : 0.32 mm

Compound	R.T.	Response	Conc Units
System Monitoring Compounds			
1) S,M Hexacosane	9.92	63813062	75.482 ppm
Spiked Amount 100.000		Recovery =	75.48%
Target Compounds			
2) H,M TPH (C10-C28)	6.00	28194603	29.444 ppm
3) H TPH (>C28-C40)	12.00	84018604	143.390 ppm
4) H TPH (Mineral Spirits)	0.00	0	N.D. ppm
5) H TPH (Kerosene)	0.00	0	N.D. ppm
6) H,M TPH (Diesel)	0.00	0	N.D. ppm
7) H TPH (Motor Oil)	12.00	108236543	185.439 ppm

10.1.12 10

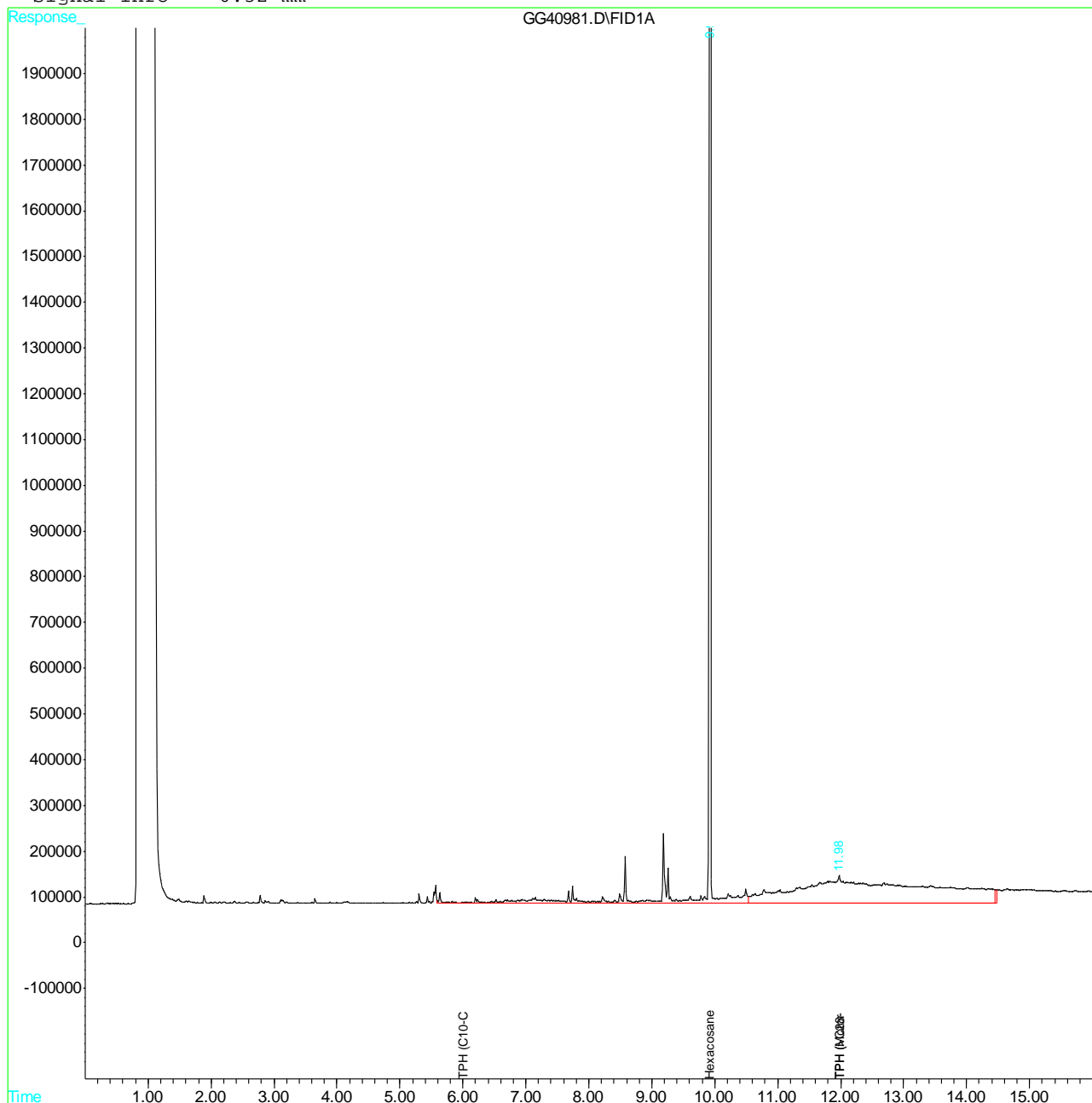
(f)=RT Delta > 1/2 Window (m)=manual int.  
 GG40981.D GGG1081.M Wed Jan 30 11:47:41 2013

Quantitation Report (QT Reviewed)

Data File : C:\HPCHEM\D#2\DATA\GGG1084\GG40981.D Vial: 26  
 Acq On : 1-29-13 5:47:19 PM Operator: LAURAB  
 Sample : C25941-12 Inst : Diesel #2  
 Misc : OP7406,GGG1084,10.09,,,1,1,S Multiplr: 1.00  
 IntFile : autoint1.e  
 Quant Time: Jan 30 11:47 2013 Quant Results File: GGG1081.RES

Quant Method : C:\HPCHEM\D#2\METHODS\GGG1081.M (Chemstation Integrator)  
 Title : DRO calibration: Back column  
 Last Update : Fri Jan 25 11:26:09 2013  
 Response via : Multiple Level Calibration  
 DataAcq Meth : ACQ\_GG1.M

Volume Inj. : 1.0 uL  
 Signal Phase : HP-5  
 Signal Info : 0.32 mm



10.1.12  
10

Quantitation Report (QT Reviewed)

Data File : C:\HPCHEM\D#2\DATA\GGG1084\GG40982.D Vial: 27  
 Acq On : 1-29-13 6:09:12 PM Operator: LAURAB  
 Sample : C25941-13 Inst : Diesel #2  
 Misc : OP7406,GGG1084,10.07,,,1,1,S Multiplr: 1.00  
 IntFile : autoint1.e  
 Quant Time: Jan 30 11:49 2013 Quant Results File: GGG1081.RES

Quant Method : C:\HPCHEM\D#2\METHODS\GGG1081.M (Chemstation Integrator)  
 Title : DRO calibration: Back column  
 Last Update : Fri Jan 25 11:26:09 2013  
 Response via : Initial Calibration  
 DataAcq Meth : ACQ\_GG1.M

Volume Inj. : 1.0 uL  
 Signal Phase : HP-5  
 Signal Info : 0.32 mm

Compound	R.T.	Response	Conc Units
System Monitoring Compounds			
1) S,M Hexacosane	9.92	59033530	69.828 ppm
Spiked Amount 100.000		Recovery =	69.83%
Target Compounds			
2) H,M TPH (C10-C28)	6.00	21074214	22.008 ppm
3) H TPH (>C28-C40)	12.00	46346862	79.098 ppm
4) H TPH (Mineral Spirits)	0.00	0	N.D. ppm
5) H TPH (Kerosene)	0.00	0	N.D. ppm
6) H,M TPH (Diesel)	6.00	21074214	21.976 ppm
7) H TPH (Motor Oil)	12.00	46346862	79.405 ppm

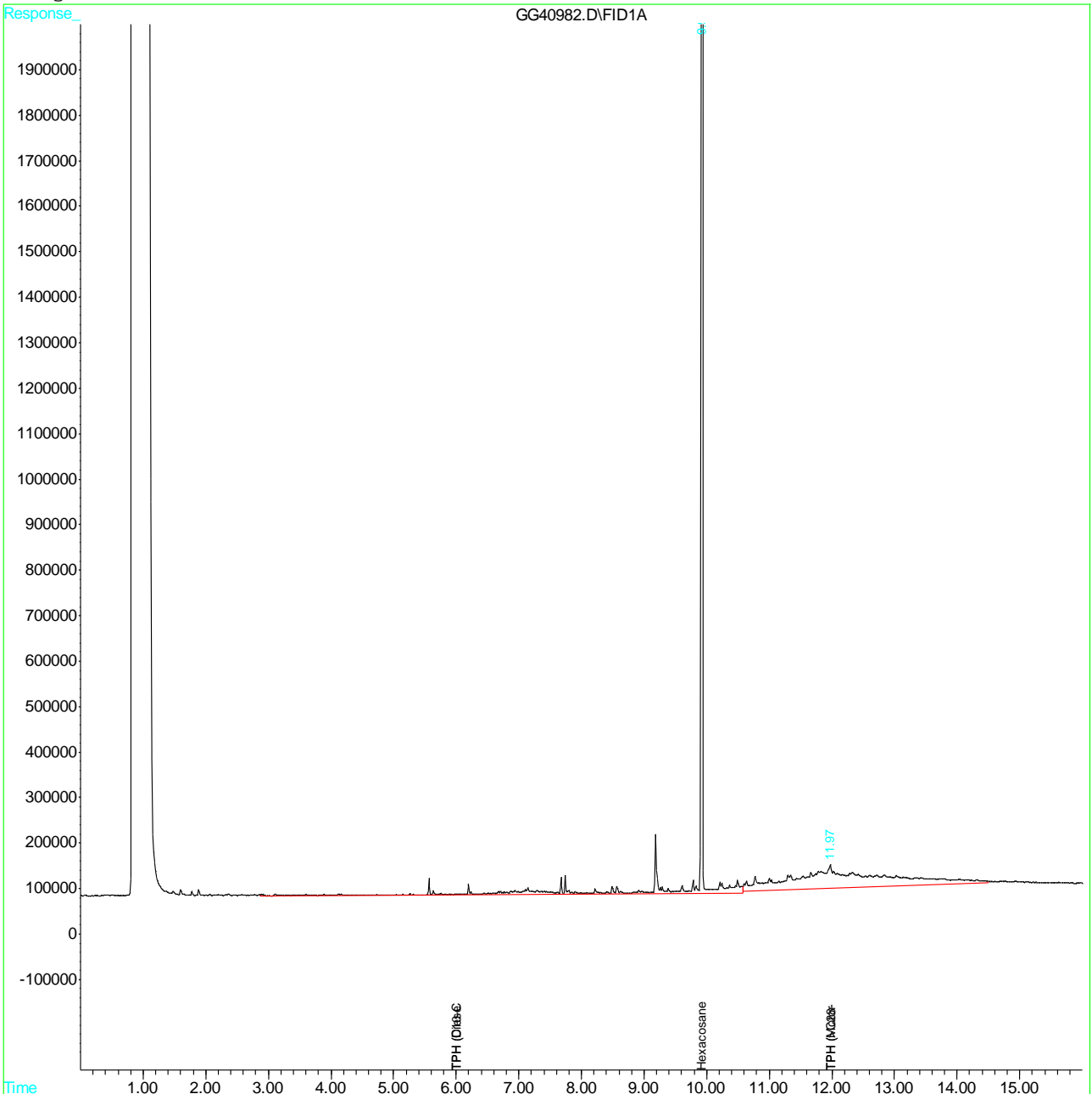
10.1.13 10

Quantitation Report (QT Reviewed)

Data File : C:\HPCHEM\D#2\DATA\GGG1084\GG40982.D Vial: 27  
 Acq On : 1-29-13 6:09:12 PM Operator: LAURAB  
 Sample : C25941-13 Inst : Diesel #2  
 Misc : OP7406,GGG1084,10.07,,,1,1,S Multiplr: 1.00  
 IntFile : autoint1.e  
 Quant Time: Jan 30 11:49 2013 Quant Results File: GGG1081.RES

Quant Method : C:\HPCHEM\D#2\METHODS\GGG1081.M (Chemstation Integrator)  
 Title : DRO calibration: Back column  
 Last Update : Fri Jan 25 11:26:09 2013  
 Response via : Multiple Level Calibration  
 DataAcq Meth : ACQ\_GG1.M

Volume Inj. : 1.0 uL  
 Signal Phase : HP-5  
 Signal Info : 0.32 mm



10.1.13  
10

Quantitation Report (QT Reviewed)

Data File : C:\HPCHEM\D#2\DATA\GGG1084\GG40983.D Vial: 28  
 Acq On : 1-29-13 6:31:09 PM Operator: LAURAB  
 Sample : C25941-14 Inst : Diesel #2  
 Misc : OP7406,GGG1084,10.00,,,1,1,S Multiplr: 1.00  
 IntFile : autoint1.e  
 Quant Time: Jan 30 12:01 2013 Quant Results File: GGG1081.RES

Quant Method : C:\HPCHEM\D#2\METHODS\GGG1081.M (Chemstation Integrator)  
 Title : DRO calibration: Back column  
 Last Update : Fri Jan 25 11:26:09 2013  
 Response via : Initial Calibration  
 DataAcq Meth : ACQ\_GG1.M

Volume Inj. : 1.0 uL  
 Signal Phase : HP-5  
 Signal Info : 0.32 mm

Compound	R.T.	Response	Conc Units
System Monitoring Compounds			
1) S,M Hexacosane	9.92	59590013	70.487 ppm
Spiked Amount 100.000		Recovery =	70.49%
Target Compounds			
2) H,M TPH (C10-C28)	6.00	48827054	50.990 ppm
3) H TPH (>C28-C40)	12.00	99230604	169.352 ppm
4) H TPH (Mineral Spirits)	0.00	0	N.D. ppm
5) H TPH (Kerosene)	0.00	0	N.D. ppm
6) H,M TPH (Diesel)	0.00	0	N.D. ppm
7) H TPH (Motor Oil)	12.00	131596806	225.462 ppm

10.1.14 10

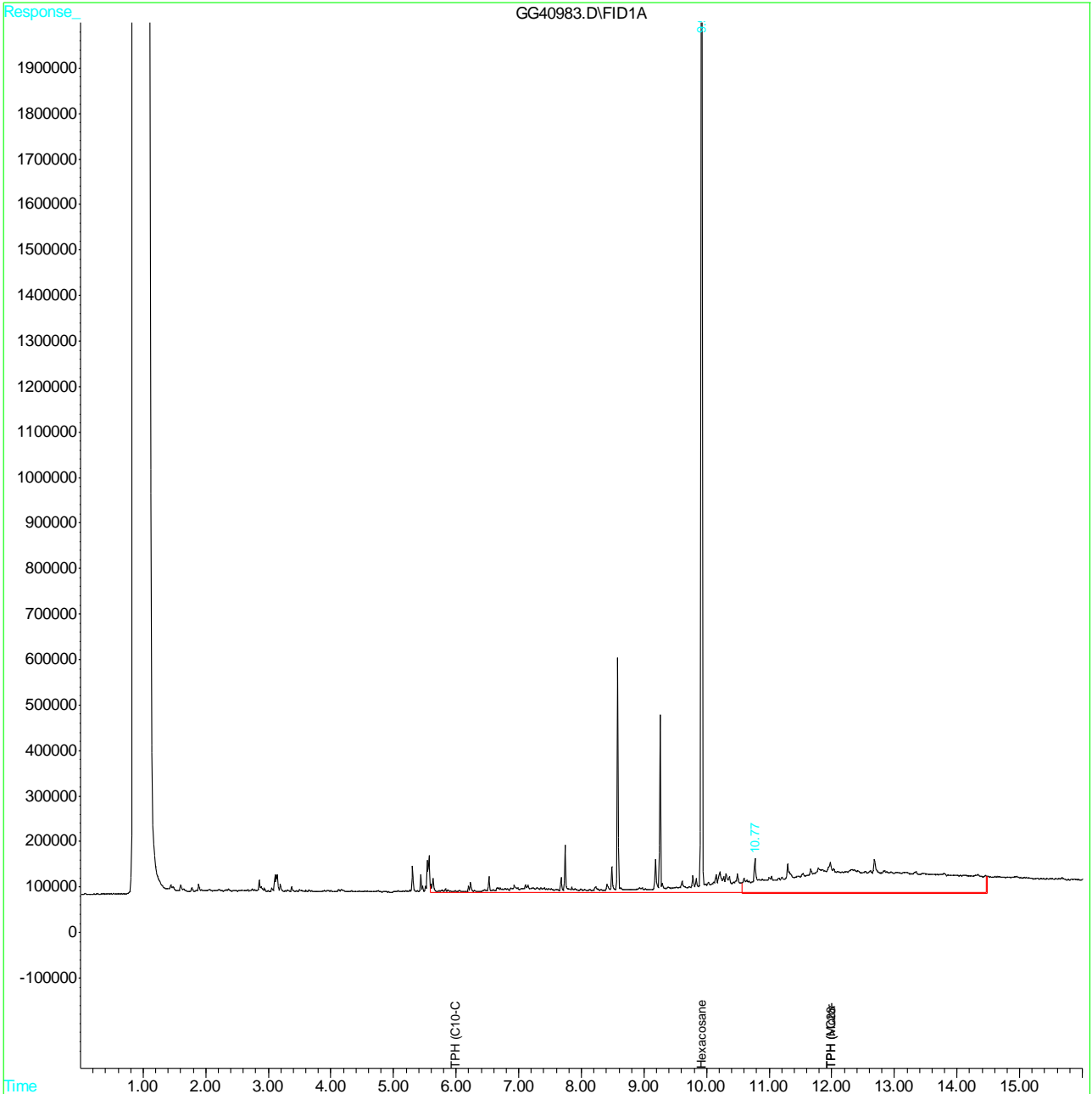
(f)=RT Delta > 1/2 Window (m)=manual int.  
 GG40983.D GGG1081.M Wed Jan 30 12:01:46 2013

Quantitation Report (QT Reviewed)

Data File : C:\HPCHEM\D#2\DATA\GGG1084\GG40983.D Vial: 28  
 Acq On : 1-29-13 6:31:09 PM Operator: LAURAB  
 Sample : C25941-14 Inst : Diesel #2  
 Misc : OP7406,GGG1084,10.00,,,1,1,S Multiplr: 1.00  
 IntFile : autoint1.e  
 Quant Time: Jan 30 12:01 2013 Quant Results File: GGG1081.RES

Quant Method : C:\HPCHEM\D#2\METHODS\GGG1081.M (Chemstation Integrator)  
 Title : DRO calibration: Back column  
 Last Update : Fri Jan 25 11:26:09 2013  
 Response via : Multiple Level Calibration  
 DataAcq Meth : ACQ\_GG1.M

Volume Inj. : 1.0 uL  
 Signal Phase : HP-5  
 Signal Info : 0.32 mm



10.1.14  
10

Quantitation Report (QT Reviewed)

Data File : C:\HPCHEM\D#2\DATA\GGG1084\GG40984.D Vial: 29  
 Acq On : 1-29-13 6:52:54 PM Operator: LAURAB  
 Sample : C25941-15 Inst : Diesel #2  
 Misc : OP7406,GGG1084,10.06,,,1,1,S Multiplr: 1.00  
 IntFile : autoint1.e  
 Quant Time: Jan 30 12:03 2013 Quant Results File: GGG1081.RES

Quant Method : C:\HPCHEM\D#2\METHODS\GGG1081.M (Chemstation Integrator)  
 Title : DRO calibration: Back column  
 Last Update : Fri Jan 25 11:26:09 2013  
 Response via : Initial Calibration  
 DataAcq Meth : ACQ\_GG1.M

Volume Inj. : 1.0 uL  
 Signal Phase : HP-5  
 Signal Info : 0.32 mm

Compound	R.T.	Response	Conc Units
System Monitoring Compounds			
1) S,M Hexacosane	9.92	48079077	56.871 ppm
Spiked Amount 100.000		Recovery =	56.87%
Target Compounds			
2) H,M TPH (C10-C28)	6.00	43950343	45.898 ppm
3) H TPH (>C28-C40)	12.00	74919534	127.861 ppm
4) H TPH (Mineral Spirits)	0.00	0	N.D. ppm
5) H TPH (Kerosene)	0.00	0	N.D. ppm
6) H,M TPH (Diesel)	0.00	0	N.D. ppm
7) H TPH (Motor Oil)	12.00	105083699	180.038 ppm

10.1.15 10

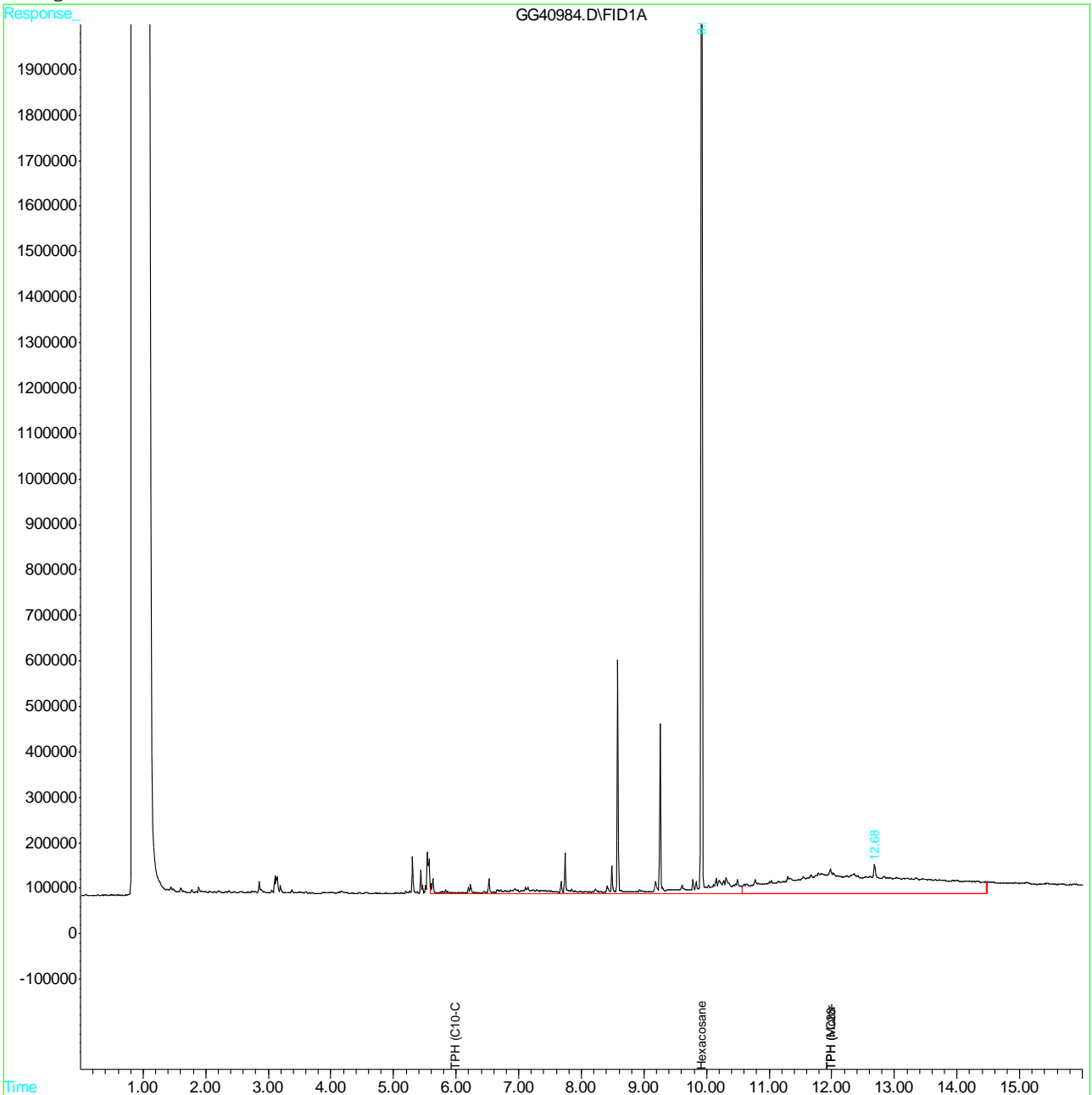
(f)=RT Delta > 1/2 Window (m)=manual int.  
 GG40984.D GGG1081.M Wed Jan 30 12:03:47 2013

Quantitation Report (QT Reviewed)

Data File : C:\HPCHEM\D#2\DATA\GGG1084\GG40984.D Vial: 29  
 Acq On : 1-29-13 6:52:54 PM Operator: LAURAB  
 Sample : C25941-15 Inst : Diesel #2  
 Misc : OP7406,GGG1084,10.06,,,1,1,S Multiplr: 1.00  
 IntFile : autoint1.e  
 Quant Time: Jan 30 12:03 2013 Quant Results File: GGG1081.RES

Quant Method : C:\HPCHEM\D#2\METHODS\GGG1081.M (Chemstation Integrator)  
 Title : DRO calibration: Back column  
 Last Update : Fri Jan 25 11:26:09 2013  
 Response via : Multiple Level Calibration  
 DataAcq Meth : ACQ\_GG1.M

Volume Inj. : 1.0 uL  
 Signal Phase : HP-5  
 Signal Info : 0.32 mm



10.1.15  
10



Manual Integrations  
**APPROVED**  
 (compounds with "m" flag)  
**Mai Tran**  
**01/30/13 17:28**

Quantitation Report (QT Reviewed)

Data File : C:\HPCHEM\D#2\DATA\GGG1084\GG40985.D Vial: 30  
 Acq On : 1-29-13 7:14:53 PM Operator: LAURAB  
 Sample : C25941-16 Inst : Diesel #2  
 Misc : OP7406,GGG1084,10.05,,,1,1,S Multiplr: 1.00  
 IntFile : autoint1.e  
 Quant Time: Jan 30 11:57 2013 Quant Results File: GGG1081.RES

Quant Method : C:\HPCHEM\D#2\METHODS\GGG1081.M (Chemstation Integrator)  
 Title : DRO calibration: Back column  
 Last Update : Fri Jan 25 11:26:09 2013  
 Response via : Initial Calibration  
 DataAcq Meth : ACQ\_GG1.M

Volume Inj. : 1.0 uL  
 Signal Phase : HP-5  
 Signal Info : 0.32 mm

Compound	R.T.	Response	Conc	Units
<b>System Monitoring Compounds</b>				
1) S,M Hexacosane	9.92	60517318	71.584	ppm m
Spiked Amount	100.000	Recovery	=	71.58%
<b>Target Compounds</b>				
2) H,M TPH (C10-C28)	6.00	31622349	33.023	ppm
3) H TPH (>C28-C40)	12.00	63996661	109.220	ppm
4) H TPH (Mineral Spirits)	0.00	0	N.D.	ppm
5) H TPH (Kerosene)	0.00	0	N.D.	ppm
6) H,M TPH (Diesel)	0.00	0	N.D.	ppm
7) H TPH (Motor Oil)	12.00	92287431	158.114	ppm

10.1.16 10

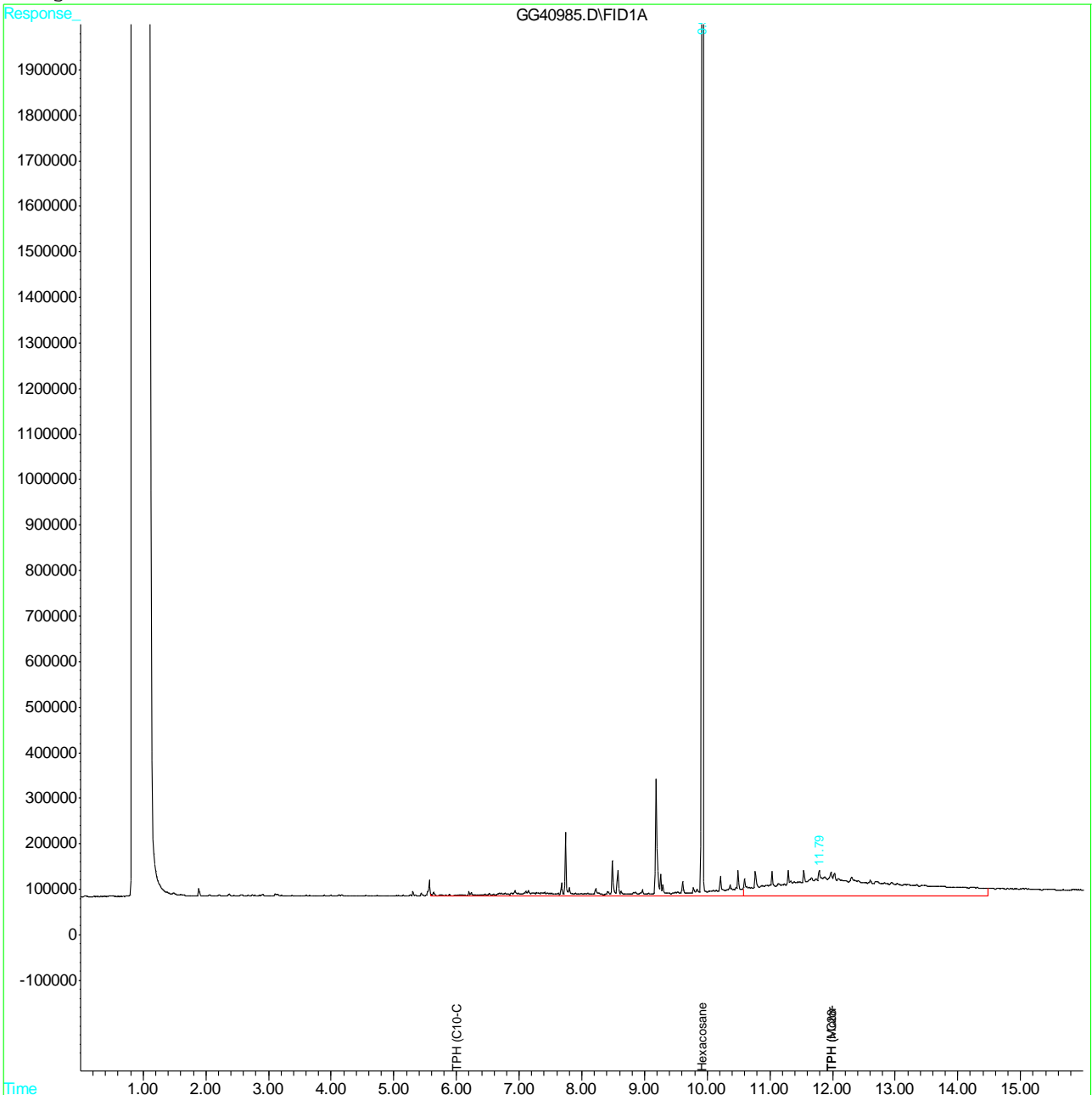
(f)=RT Delta > 1/2 Window (m)=manual int.  
 GG40985.D GGG1081.M Wed Jan 30 11:58:21 2013

Quantitation Report (QT Reviewed)

Data File : C:\HPCHEM\D#2\DATA\GGG1084\GG40985.D Vial: 30  
 Acq On : 1-29-13 7:14:53 PM Operator: LAURAB  
 Sample : C25941-16 Inst : Diesel #2  
 Misc : OP7406,GGG1084,10.05,,,1,1,S Multiplr: 1.00  
 IntFile : autoint1.e  
 Quant Time: Jan 30 11:57 2013 Quant Results File: GGG1081.RES

Quant Method : C:\HPCHEM\D#2\METHODS\GGG1081.M (Chemstation Integrator)  
 Title : DRO calibration: Back column  
 Last Update : Fri Jan 25 11:26:09 2013  
 Response via : Multiple Level Calibration  
 DataAcq Meth : ACQ\_GG1.M

Volume Inj. : 1.0 uL  
 Signal Phase : HP-5  
 Signal Info : 0.32 mm



10.1.16 10

Manual Integrations  
**APPROVED**  
 (compounds with "m" flag)  
**Mai Tran**  
**01/30/13 17:28**

Quantitation Report (QT Reviewed)

Data File : C:\HPCHEM\D#2\DATA\GGG1084\GG40990.D Vial: 34  
 Acq On : 1-29-13 9:04:25 PM Operator: LAURAB  
 Sample : C25941-17 Inst : Diesel #2  
 Misc : OP7406,GGG1084,10.12,,,1,3,S Multiplr: 1.00  
 IntFile : autoint1.e  
 Quant Time: Jan 30 10:31 2013 Quant Results File: GGG1081.RES

Quant Method : C:\HPCHEM\D#2\METHODS\GGG1081.M (Chemstation Integrator)  
 Title : DRO calibration: Back column  
 Last Update : Fri Jan 25 11:26:09 2013  
 Response via : Initial Calibration  
 DataAcq Meth : ACQ\_GG1.M

Volume Inj. : 1.0 uL  
 Signal Phase : HP-5  
 Signal Info : 0.32 mm

Compound	R.T.	Response	Conc	Units
<b>System Monitoring Compounds</b>				
1) S,M Hexacosane	9.92	19707105	23.311	ppm m
Spiked Amount	100.000	Recovery	=	23.31%
<b>Target Compounds</b>				
2) H,M TPH (C10-C28)	6.00	68364061	71.393	ppm
3) H TPH (>C28-C40)	12.00	206970391	353.226	ppm
4) H TPH (Mineral Spirits)	0.00	0	N.D.	ppm
5) H TPH (Kerosene)	0.00	0	N.D.	ppm
6) H,M TPH (Diesel)	0.00	0	N.D.	ppm
7) H TPH (Motor Oil)	12.00	271848088	465.752	ppm

10.1.17  
10

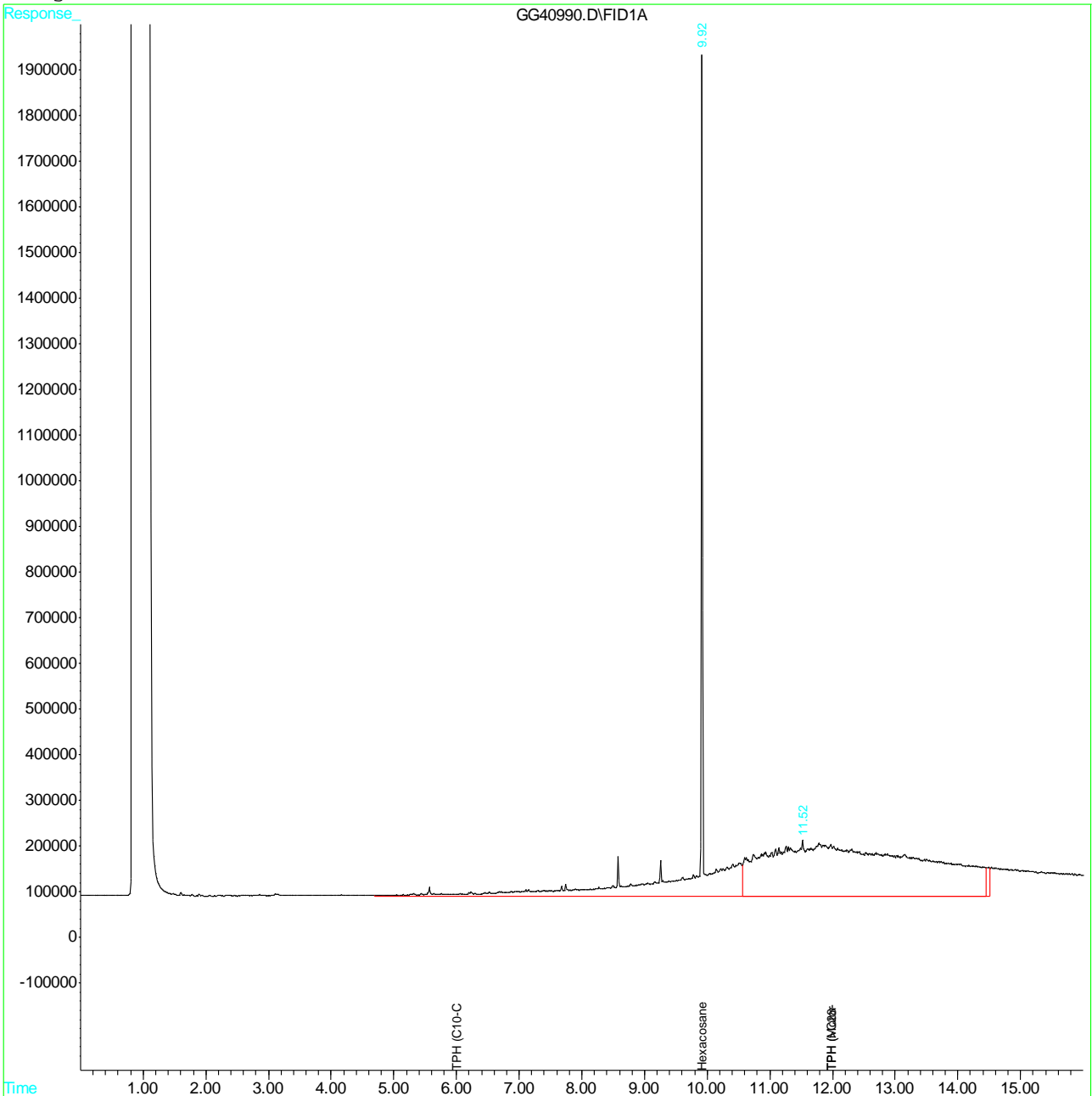
(f)=RT Delta > 1/2 Window (m)=manual int.  
 GG40990.D GGG1081.M Wed Jan 30 10:31:33 2013

Quantitation Report (QT Reviewed)

Data File : C:\HPCHEM\D#2\DATA\GGG1084\GG40990.D Vial: 34  
 Acq On : 1-29-13 9:04:25 PM Operator: LAURAB  
 Sample : C25941-17 Inst : Diesel #2  
 Misc : OP7406,GGG1084,10.12,,,1,3,S Multiplr: 1.00  
 IntFile : autoint1.e  
 Quant Time: Jan 30 10:31 2013 Quant Results File: GGG1081.RES

Quant Method : C:\HPCHEM\D#2\METHODS\GGG1081.M (Chemstation Integrator)  
 Title : DRO calibration: Back column  
 Last Update : Fri Jan 25 11:26:09 2013  
 Response via : Multiple Level Calibration  
 DataAcq Meth : ACQ\_GG1.M

Volume Inj. : 1.0 uL  
 Signal Phase : HP-5  
 Signal Info : 0.32 mm



10.1.17  
10

Quantitation Report (QT Reviewed)

Data File : C:\HPCHEM\D#2\DATA\GGG1084\GG40986.D Vial: 31  
 Acq On : 1-29-13 7:36:48 PM Operator: LAURAB  
 Sample : C25941-18 Inst : Diesel #2  
 Misc : OP7406,GGG1084,10.06,,,1,1,S Multiplr: 1.00  
 IntFile : autoint1.e  
 Quant Time: Jan 30 11:53 2013 Quant Results File: GGG1081.RES

Quant Method : C:\HPCHEM\D#2\METHODS\GGG1081.M (Chemstation Integrator)  
 Title : DRO calibration: Back column  
 Last Update : Fri Jan 25 11:26:09 2013  
 Response via : Initial Calibration  
 DataAcq Meth : ACQ\_GG1.M

Volume Inj. : 1.0 uL  
 Signal Phase : HP-5  
 Signal Info : 0.32 mm

Compound	R.T.	Response	Conc Units
System Monitoring Compounds			
1) S,M Hexacosane	9.92	55090915	65.165 ppm
Spiked Amount 100.000		Recovery =	65.17%
Target Compounds			
2) H,M TPH (C10-C28)	6.00	18791862	19.624 ppm
3) H TPH (>C28-C40)	12.00	29247757	49.916 ppm
4) H TPH (Mineral Spirits)	0.00	0	N.D. ppm
5) H TPH (Kerosene)	0.00	0	N.D. ppm
6) H,M TPH (Diesel)	6.00	18791862	19.596 ppm
7) H TPH (Motor Oil)	12.00	29247757	50.110 ppm

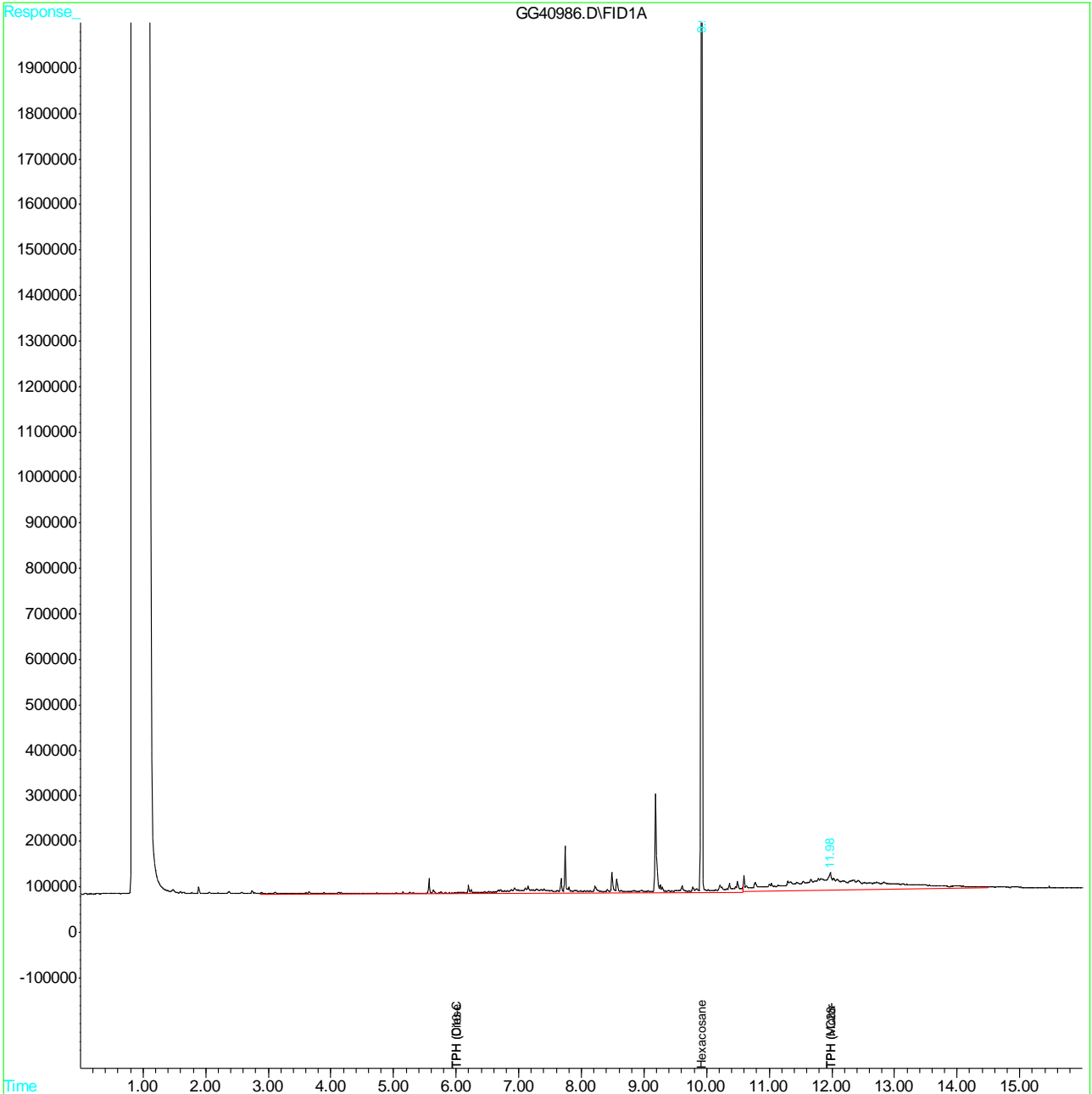
10.1.18 10

Quantitation Report (QT Reviewed)

Data File : C:\HPCHEM\D#2\DATA\GGG1084\GG40986.D Vial: 31  
 Acq On : 1-29-13 7:36:48 PM Operator: LAURAB  
 Sample : C25941-18 Inst : Diesel #2  
 Misc : OP7406,GGG1084,10.06,,,1,1,S Multiplr: 1.00  
 IntFile : autoint1.e  
 Quant Time: Jan 30 11:53 2013 Quant Results File: GGG1081.RES

Quant Method : C:\HPCHEM\D#2\METHODS\GGG1081.M (Chemstation Integrator)  
 Title : DRO calibration: Back column  
 Last Update : Fri Jan 25 11:26:09 2013  
 Response via : Multiple Level Calibration  
 DataAcq Meth : ACQ\_GG1.M

Volume Inj. : 1.0 uL  
 Signal Phase : HP-5  
 Signal Info : 0.32 mm



10.1.18  
10

Manual Integrations  
**APPROVED**  
 (compounds with "m" flag)  
**Mai Tran**  
**01/30/13 17:28**

Quantitation Report (QT Reviewed)

Data File : C:\HPCHEM\D#2\DATA\GGG1084\GG40987.D Vial: 32  
 Acq On : 1-29-13 7:58:40 PM Operator: LAURAB  
 Sample : C25941-19 Inst : Diesel #2  
 Misc : OP7406,GGG1084,10.09,,,1,1,S Multiplr: 1.00  
 IntFile : autoint1.e  
 Quant Time: Jan 30 11:51 2013 Quant Results File: GGG1081.RES

Quant Method : C:\HPCHEM\D#2\METHODS\GGG1081.M (Chemstation Integrator)  
 Title : DRO calibration: Back column  
 Last Update : Fri Jan 25 11:26:09 2013  
 Response via : Initial Calibration  
 DataAcq Meth : ACQ\_GG1.M

Volume Inj. : 1.0 uL  
 Signal Phase : HP-5  
 Signal Info : 0.32 mm

Compound	R.T.	Response	Conc	Units
<b>System Monitoring Compounds</b>				
1) S,M Hexacosane	9.92	51011434	60.339	ppm m
Spiked Amount	100.000	Recovery	=	60.34%
<b>Target Compounds</b>				
2) H,M TPH (C10-C28)	6.00	12460755	13.013	ppm
3) H TPH (>C28-C40)	12.00	23732727	40.503	ppm
4) H TPH (Mineral Spirits)	0.00	0	N.D.	ppm
5) H TPH (Kerosene)	0.00	0	N.D.	ppm
6) H,M TPH (Diesel)	6.00	12460755	12.994	ppm
7) H TPH (Motor Oil)	12.00	23732727	40.661	ppm

10.1.19 10

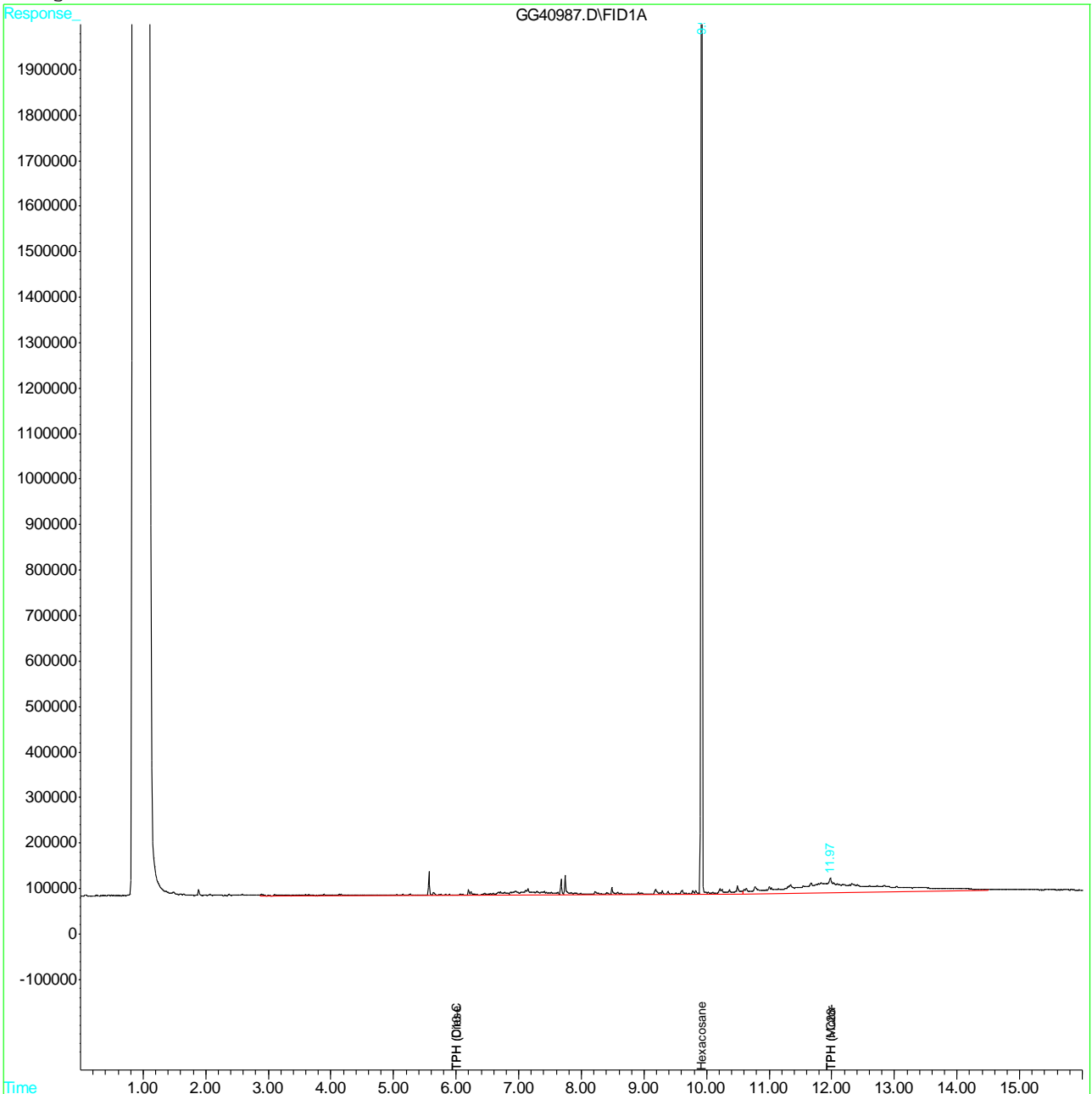
(f)=RT Delta > 1/2 Window (m)=manual int.  
 GG40987.D GGG1081.M Wed Jan 30 11:51:43 2013

Quantitation Report (QT Reviewed)

Data File : C:\HPCHEM\D#2\DATA\GGG1084\GG40987.D Vial: 32  
 Acq On : 1-29-13 7:58:40 PM Operator: LAURAB  
 Sample : C25941-19 Inst : Diesel #2  
 Misc : OP7406,GGG1084,10.09,,,1,1,S Multiplr: 1.00  
 IntFile : autoint1.e  
 Quant Time: Jan 30 11:51 2013 Quant Results File: GGG1081.RES

Quant Method : C:\HPCHEM\D#2\METHODS\GGG1081.M (Chemstation Integrator)  
 Title : DRO calibration: Back column  
 Last Update : Fri Jan 25 11:26:09 2013  
 Response via : Multiple Level Calibration  
 DataAcq Meth : ACQ\_GG1.M

Volume Inj. : 1.0 uL  
 Signal Phase : HP-5  
 Signal Info : 0.32 mm



10.1.19  
10



Quantitation Report (QT Reviewed)

Data File : C:\HPCHEM\D#2\DATA\GGG1084\GG40988.D Vial: 33  
 Acq On : 1-29-13 8:20:32 PM Operator: LAURAB  
 Sample : C25941-20 Inst : Diesel #2  
 Misc : OP7406,GGG1084,10.06,,,1,1,S Multiplr: 1.00  
 IntFile : autoint1.e  
 Quant Time: Jan 30 11:52 2013 Quant Results File: GGG1081.RES

Quant Method : C:\HPCHEM\D#2\METHODS\GGG1081.M (Chemstation Integrator)  
 Title : DRO calibration: Back column  
 Last Update : Fri Jan 25 11:26:09 2013  
 Response via : Initial Calibration  
 DataAcq Meth : ACQ\_GG1.M

Volume Inj. : 1.0 uL  
 Signal Phase : HP-5  
 Signal Info : 0.32 mm

Compound	R.T.	Response	Conc Units
-----			
System Monitoring Compounds			
1) S,M Hexacosane	9.92	49563138	58.626 ppm
Spiked Amount 100.000		Recovery =	58.63%
Target Compounds			
2) H,M TPH (C10-C28)	6.00	14554113	15.199 ppm
3) H TPH (>C28-C40)	12.00	21573642	36.819 ppm
4) H TPH (Mineral Spirits)	0.00	0	N.D. ppm
5) H TPH (Kerosene)	0.00	0	N.D. ppm
6) H,M TPH (Diesel)	6.00	14554113	15.177 ppm
7) H TPH (Motor Oil)	12.00	21573642	36.962 ppm

10.1.20 10

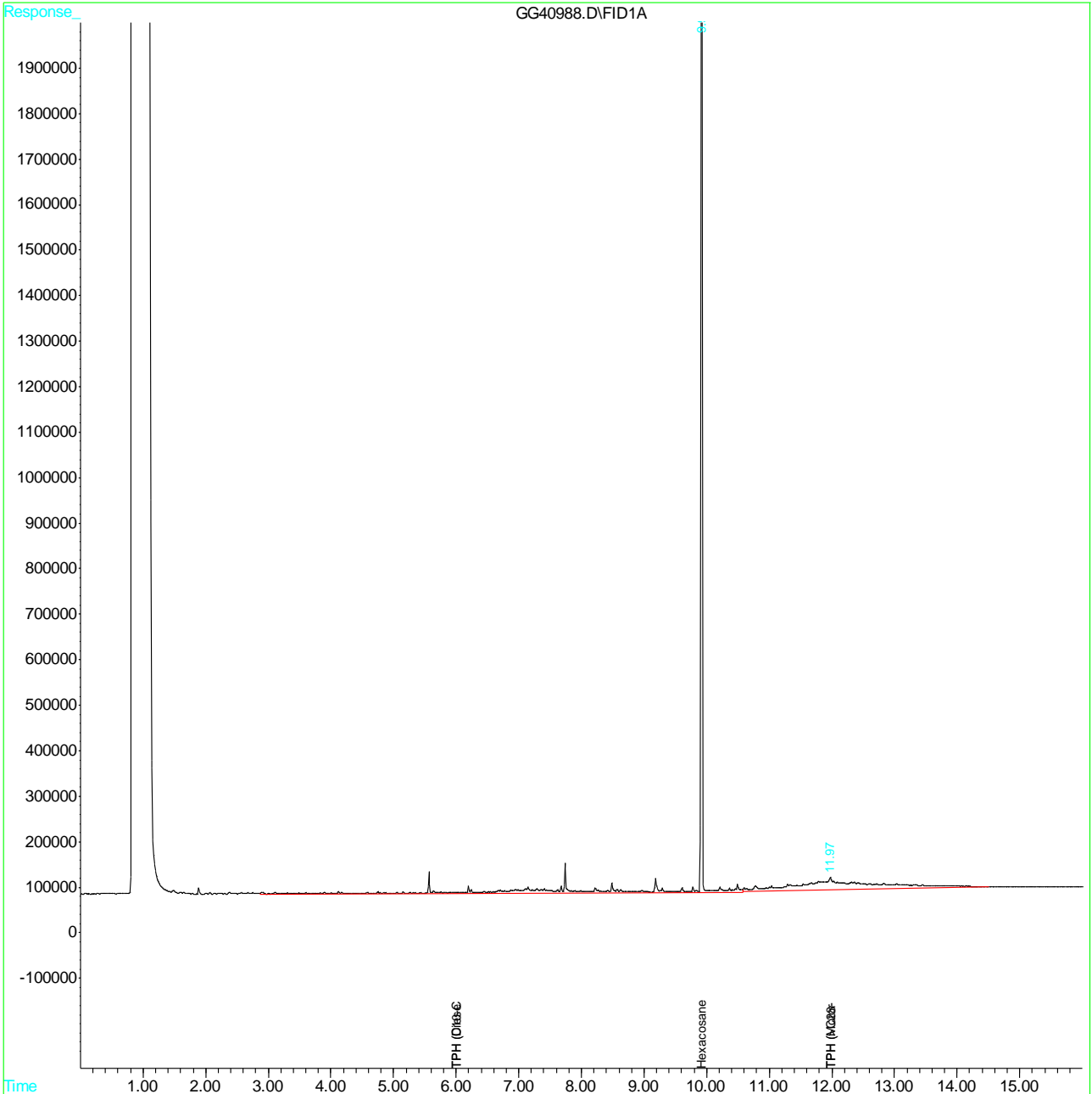
-----  
 (f)=RT Delta > 1/2 Window (m)=manual int.  
 GG40988.D GGG1081.M Wed Jan 30 11:53:04 2013

Quantitation Report (QT Reviewed)

Data File : C:\HPCHEM\D#2\DATA\GGG1084\GG40988.D Vial: 33  
 Acq On : 1-29-13 8:20:32 PM Operator: LAURAB  
 Sample : C25941-20 Inst : Diesel #2  
 Misc : OP7406,GGG1084,10.06,,,1,1,S Multiplr: 1.00  
 IntFile : autoint1.e  
 Quant Time: Jan 30 11:52 2013 Quant Results File: GGG1081.RES

Quant Method : C:\HPCHEM\D#2\METHODS\GGG1081.M (Chemstation Integrator)  
 Title : DRO calibration: Back column  
 Last Update : Fri Jan 25 11:26:09 2013  
 Response via : Multiple Level Calibration  
 DataAcq Meth : ACQ\_GG1.M

Volume Inj. : 1.0 uL  
 Signal Phase : HP-5  
 Signal Info : 0.32 mm



10.1.20 10

Quantitation Report (QT Reviewed)

Data File : C:\HPCHEM\D#2\DATA\GGG1084\GG40958.D Vial: 5  
 Acq On : 1-29-13 9:22:24 AM Operator: LAURAB  
 Sample : OP7406-MB Inst : Diesel #2  
 Misc : OP7406,GGG1084,10.00,,,1,1,S Multiplr: 1.00  
 IntFile : autoint1.e  
 Quant Time: Jan 29 10:32 2013 Quant Results File: GGG1081.RES

Quant Method : C:\HPCHEM\D#2\METHODS\GGG1081.M (Chemstation Integrator)  
 Title : DRO calibration: Back column  
 Last Update : Fri Jan 25 11:26:09 2013  
 Response via : Initial Calibration  
 DataAcq Meth : ACQ\_GG1.M

Volume Inj. : 1.0 uL  
 Signal Phase : HP-5  
 Signal Info : 0.32 mm

Compound	R.T.	Response	Conc	Units
<b>System Monitoring Compounds</b>				
1) S,M Hexacosane	9.92	66819901	79.039	ppm m
Spiked Amount	100.000	Recovery	=	79.04%
<b>Target Compounds</b>				
2) H,M TPH (C10-C28)	6.00	14033630	14.655	ppm
3) H TPH (>C28-C40)	12.00	25001779	42.669	ppm
4) H TPH (Mineral Spirits)	0.00	0	N.D.	ppm
5) H TPH (Kerosene)	0.00	0	N.D.	ppm
6) H,M TPH (Diesel)	6.00	14033630	14.634	ppm
7) H TPH (Motor Oil)	12.00	25001779	42.835	ppm

10.2.1  
 10

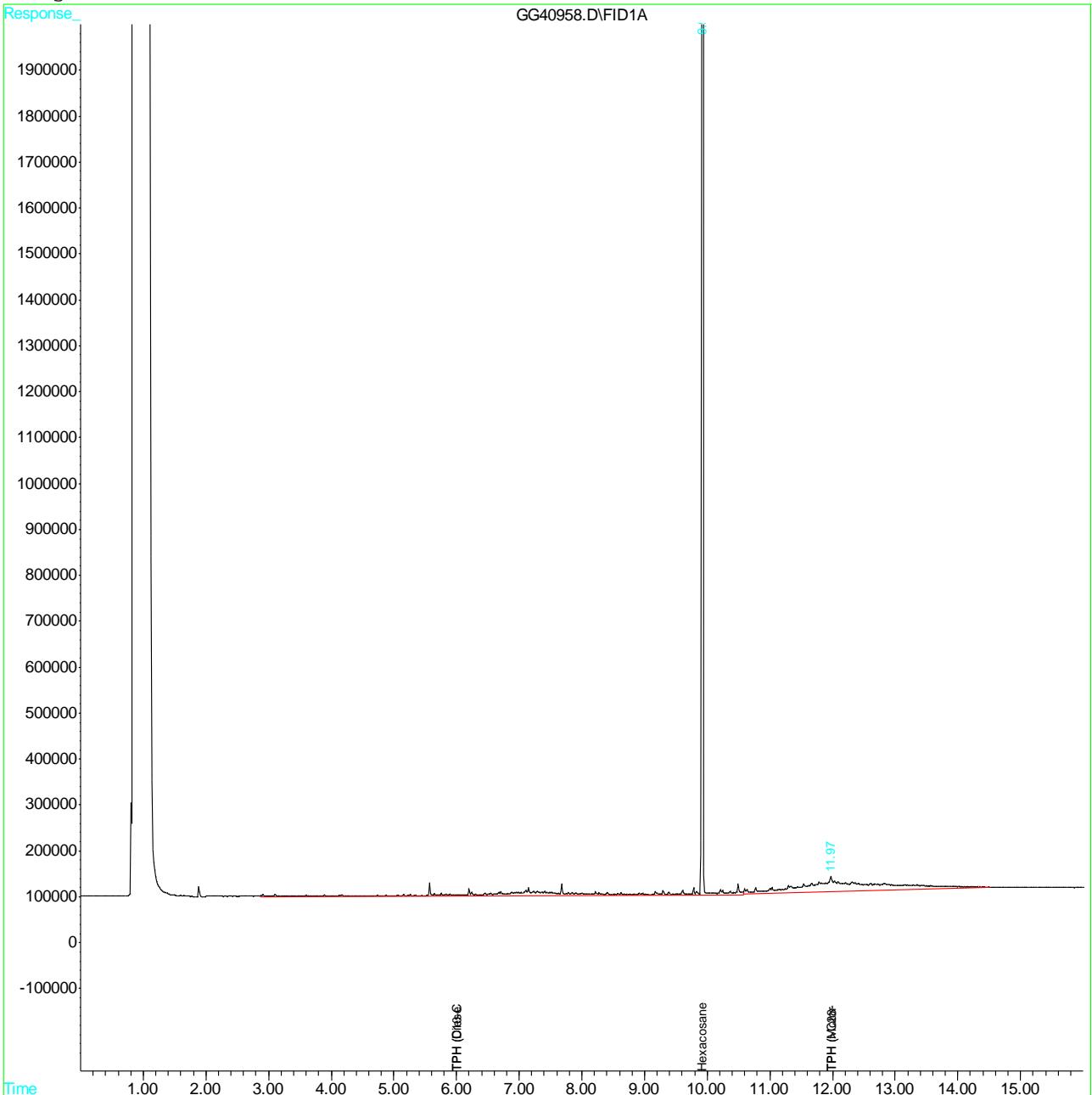
(f)=RT Delta > 1/2 Window (m)=manual int.  
 GG40958.D GGG1081.M Tue Jan 29 10:32:41 2013

Quantitation Report (QT Reviewed)

Data File : C:\HPCHEM\D#2\DATA\GGG1084\GG40958.D Vial: 5  
 Acq On : 1-29-13 9:22:24 AM Operator: LAURAB  
 Sample : OP7406-MB Inst : Diesel #2  
 Misc : OP7406,GGG1084,10.00,,,1,1,S Multiplr: 1.00  
 IntFile : autoint1.e  
 Quant Time: Jan 29 10:32 2013 Quant Results File: GGG1081.RES

Quant Method : C:\HPCHEM\D#2\METHODS\GGG1081.M (Chemstation Integrator)  
 Title : DRO calibration: Back column  
 Last Update : Fri Jan 25 11:26:09 2013  
 Response via : Multiple Level Calibration  
 DataAcq Meth : ACQ\_GG1.M

Volume Inj. : 1.0 uL  
 Signal Phase : HP-5  
 Signal Info : 0.32 mm



10.2.1  
10